



TREASURER OF STATE

Dennis Milligan
Treasurer

500 Woodlane Street, Suite 220
Little Rock, Arkansas 72201

December 31, 2019


The Honorable Asa Hutchinson
Governor of Arkansas
State Capitol Room 250
500 Woodlane
Little Rock, AR 72201

Dear Governor Hutchinson:

In accordance with Arkansas Code Annotated §19-3-504(b)(2), we respectfully submit the enclosed reports of the Treasurer of State for the period July 1, 2019, through December 31, 2019. A summary of these reports is shown in Attachment 1 to this letter.

If you should have any questions or comments regarding these reports, please feel free to contact our office.

Sincerely,


Dennis Milligan
Treasurer of State

Enclosures:
Attachment 1 – Summary
Reports



TREASURER OF STATE

Dennis Milligan
Treasurer

500 Woodlane Street, Suite 220
Little Rock, Arkansas 72201

December 31, 2019

Mr. Roger Norman, Director
Arkansas Division of Legislative Audit
172 State Capitol
Little Rock, AR 72201

Dear Mr. Norman:

In accordance with Arkansas Code Annotated §19-3-504(b)(2), we respectfully submit the enclosed reports of the Treasurer of State for the period July 1, 2019, through December 31, 2019. A summary of these reports is shown in Attachment 1 to this letter.

If you should have any questions or comments regarding these reports, please feel free to contact our office.

Sincerely,

Dennis Milligan
Treasurer of State

Enclosures:
Attachment 1 – Summary
Reports



TREASURER OF STATE

Dennis Milligan
Treasurer

500 Woodlane Street, Suite 220
Little Rock, Arkansas 72201

December 31, 2019

The Honorable Cecile Bledsoe, Co-Chair
The Honorable Jeff Wardlaw, Co-Chair
Arkansas Legislative Council
State Capitol, Room 315
Little Rock, AR 72201

Dear Senator Bledsoe and Representative Wardlaw:

In accordance with Arkansas Code Annotated §19-3-504(b)(2), we respectively submit the enclosed reports of the Treasurer of State for the period July 1, 2019, through December 31, 2019. A summary of these reports is shown in Attachment 1 to this letter.

If you should have any questions or comments regarding these reports, please feel free to contact our office.

Sincerely,



Dennis Milligan
Treasurer of State

Enclosures:
Attachment 1 – Summary

Arkansas Treasury

Target Rate of Investment Return and Actual Rate of Return.

December 31, 2019

Complying with ACT1088, the State Board of Finance established a benchmark rate of return for the Treasury Investment Portfolio. Several factors contribute to the development of the target rate of return. These include the stated standards of safety, liquidity and then return. The primary mission of the Treasury is providing adequate liquidity for the State's business. Upon meeting those needs all other funds are invested to balance future needs with market opportunities.

Treasury monitors the cash flow process on a dynamic basis. Cash flows are managed daily to meet our client agency's needs. We appreciate all state agencies efforts in managing this process.

The Treasury has a fiduciary responsibility to all taxpayers. The current investment policy maintains the conservative investment portfolio management approach highlighted in previous reports. Treasury has continued to add systems and process improvements to responsibly manage overall return.

As market conditions vary over time, Treasury has a commitment to manage risk versus return to meet the standard of Safety, Liquidity and then Return. Meeting this standard requires on-going analysis and risk assessment of cash flows and market opportunities. The State Board of Finance indicated a 2% rate of return on invested dollars.

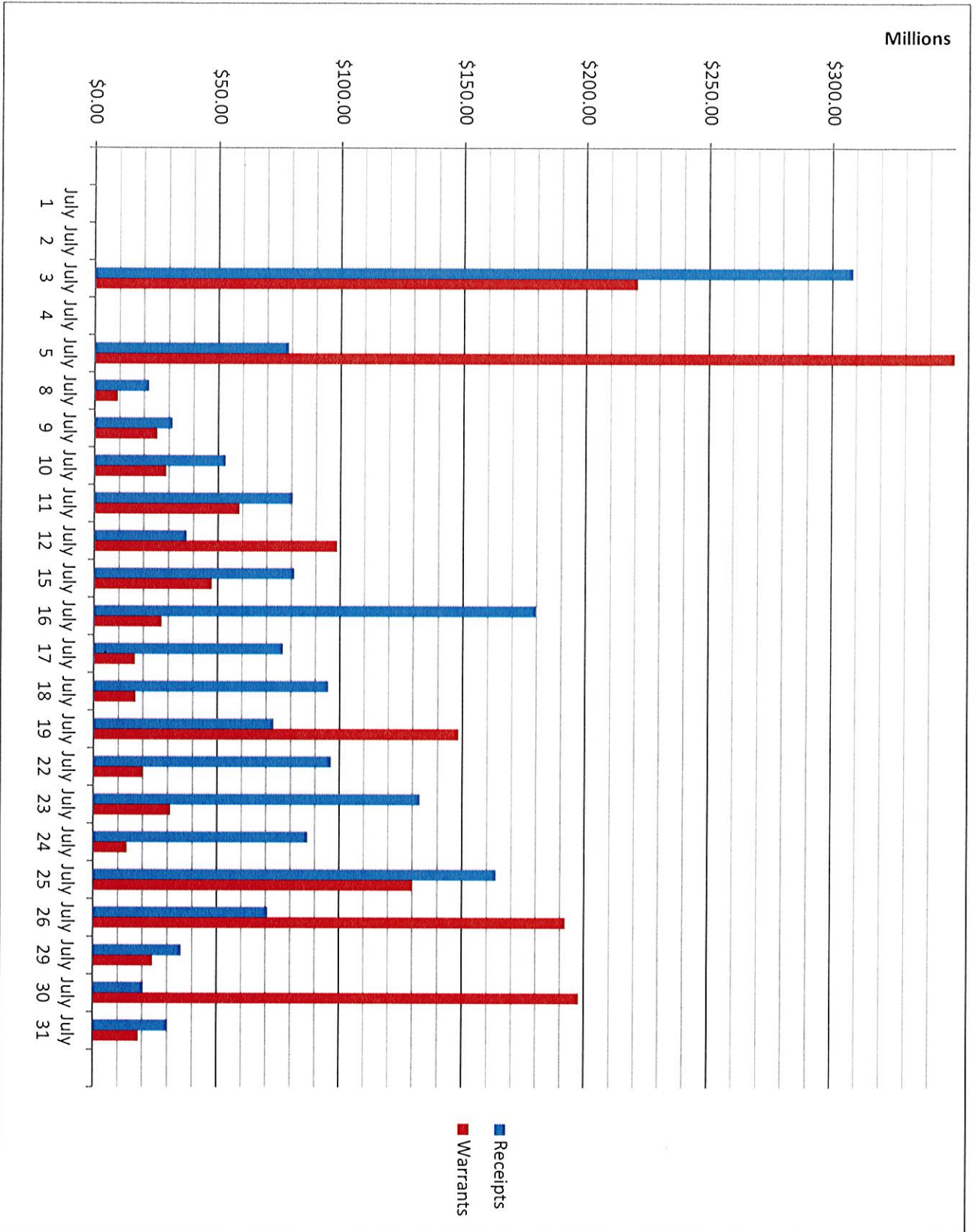
Arkansas Treasury

Liquidity Requirements and Actual Liquidity

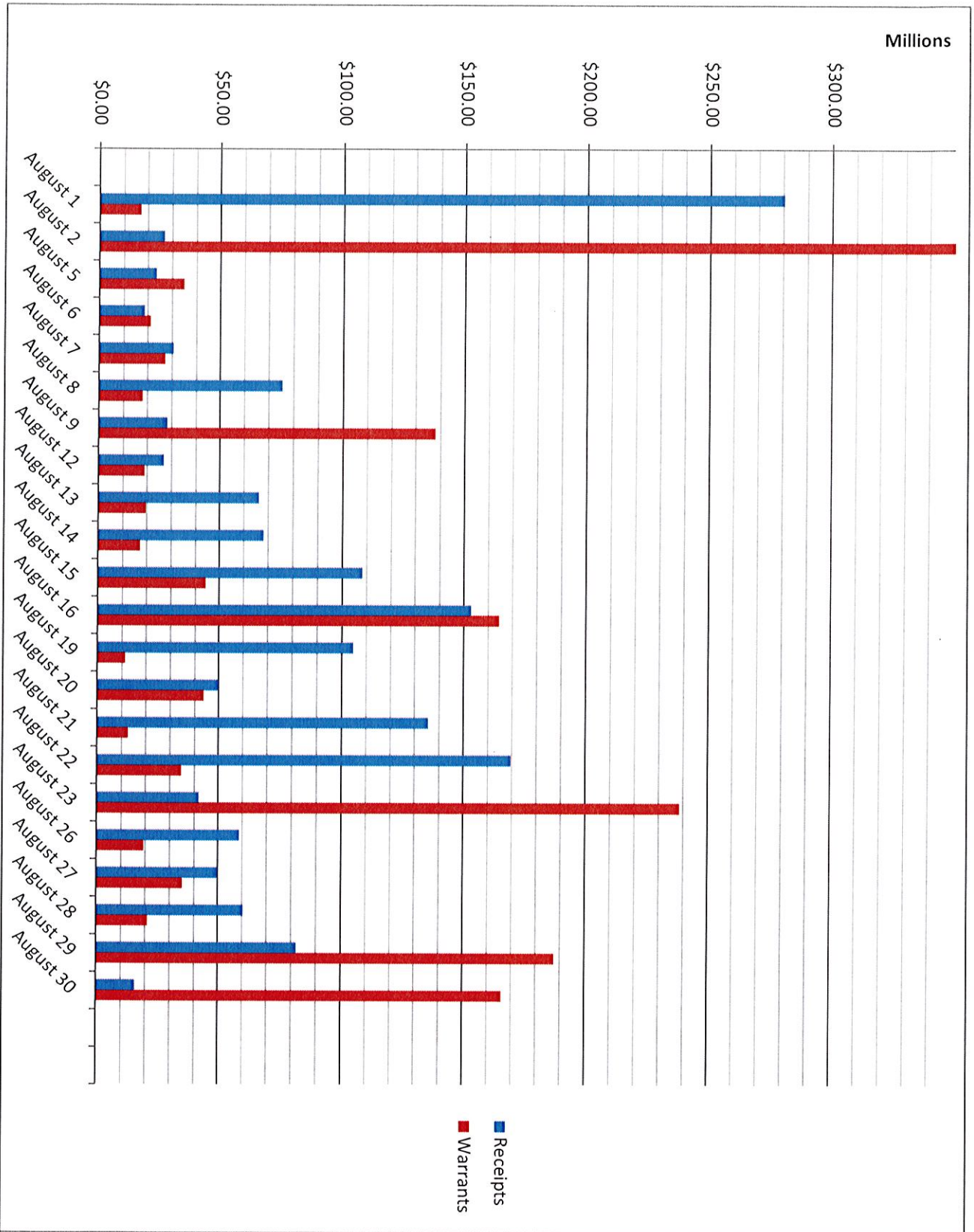
December 31, 2019

Treasury dynamically models cash flows across daily, weekly, monthly and quarterly projections to match anticipated liabilities with the timely return of cash from investments and in more liquid bank demand accounts. Treasury works with the Department of Finance and Administration along with all other state agencies to meet the State's cash commitments. The cash forecast process matches daily cash needs with investments that mature before or on days with outbound cash flows. Treasury negotiates the best possible rate of return for these investments across several sectors including bank DDA's and commercial paper. Currently, Treasury maintains over \$1 billion in commercial paper and at least \$100mm in bank DDA's to facilitate warrant fulfillment. Liquidity is managed on a liability driven basis to best meet the State's commitments in a timely and efficient manner.

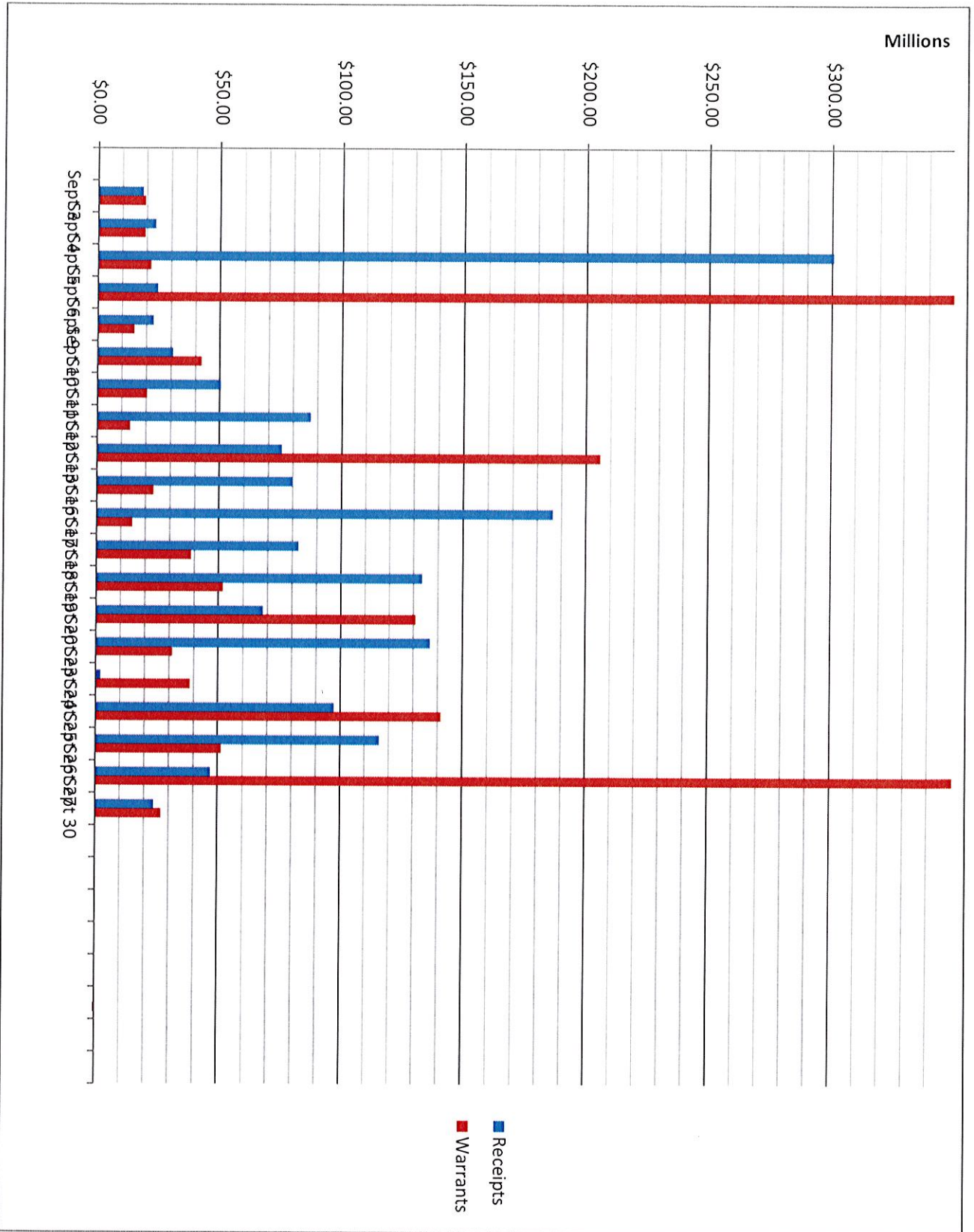
July 2019 DAILY CASH FLOWS



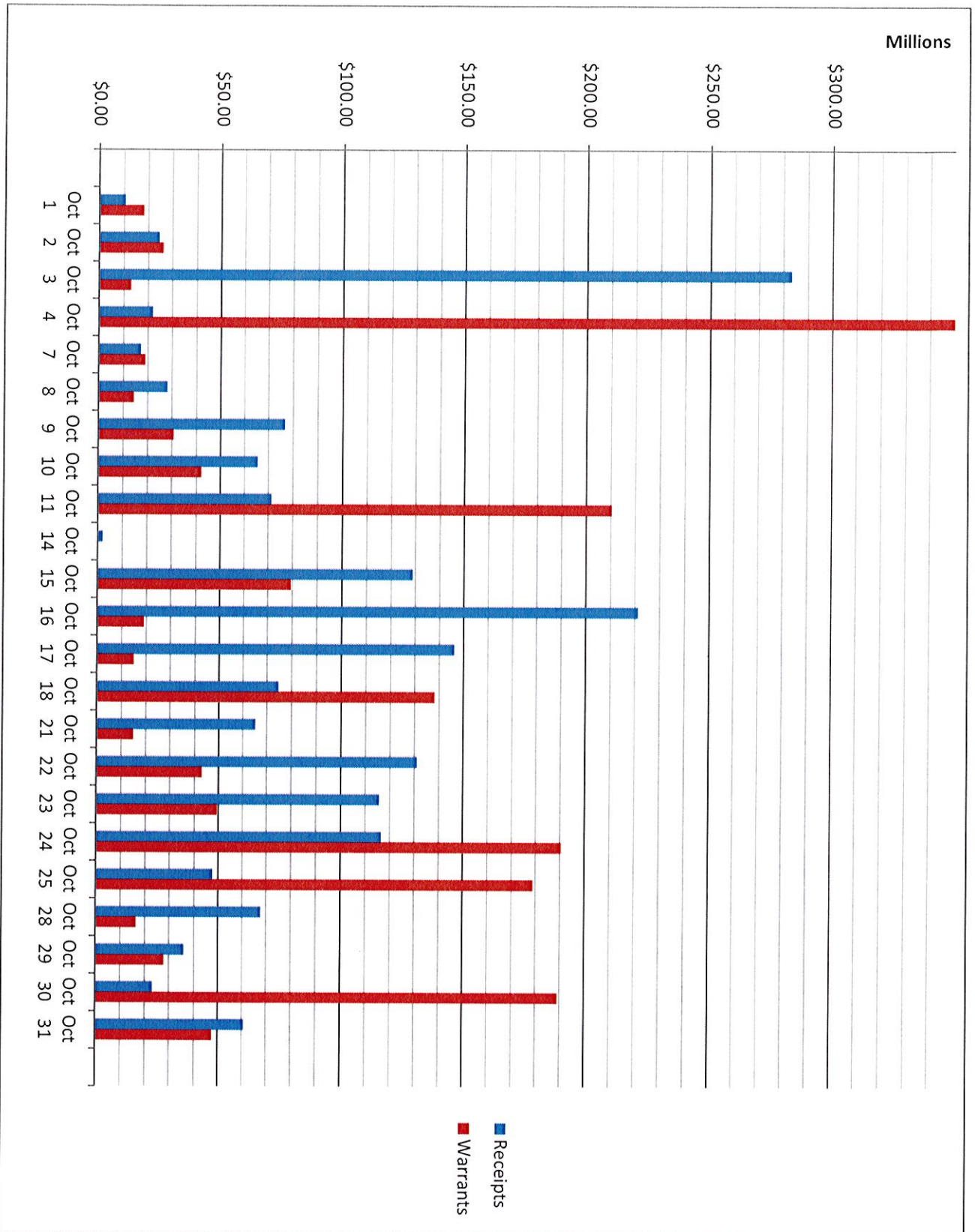
August 2019 DAILY CASH FLOWS



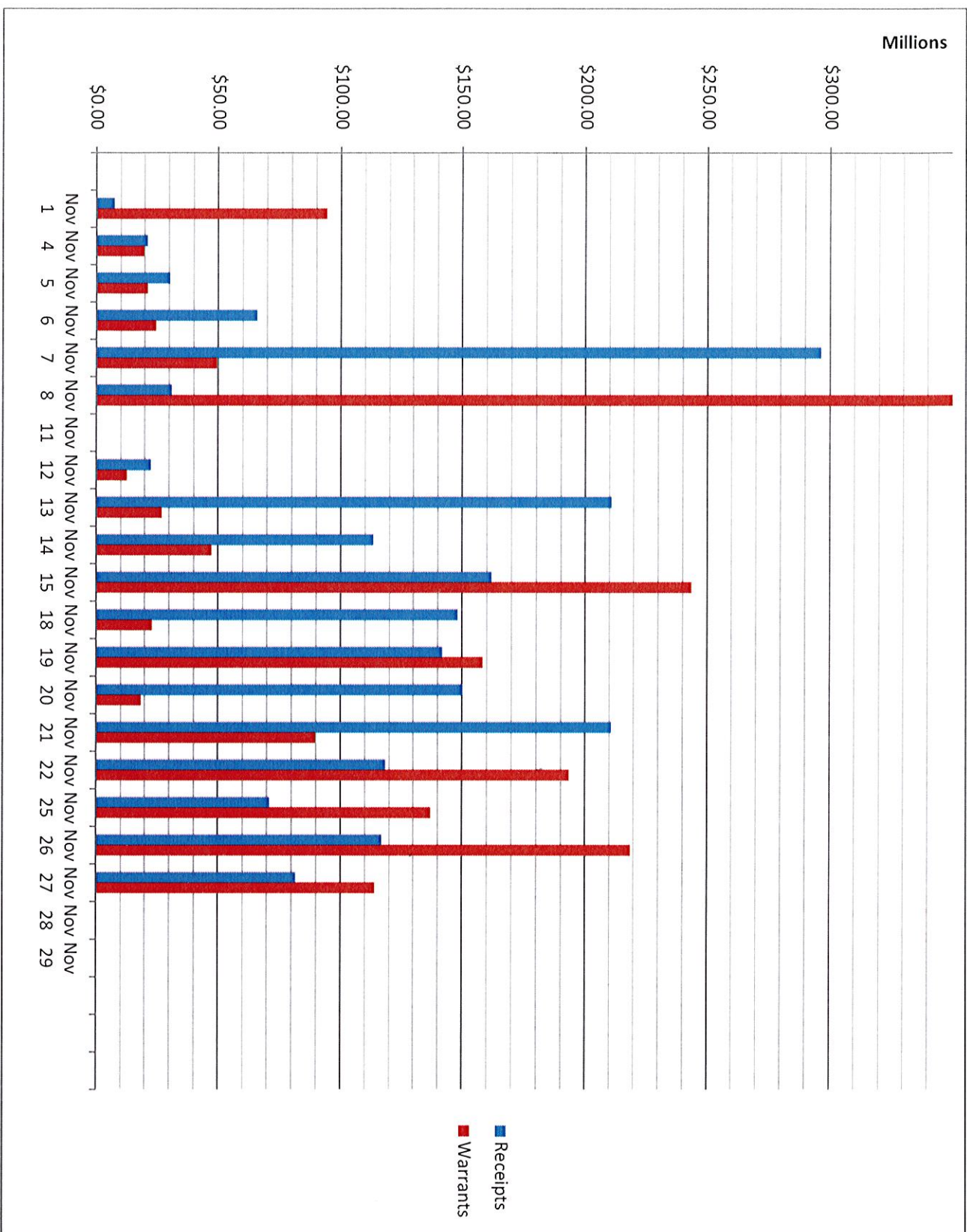
SEPTEMBER 2019 DAILY CASH FLOWS



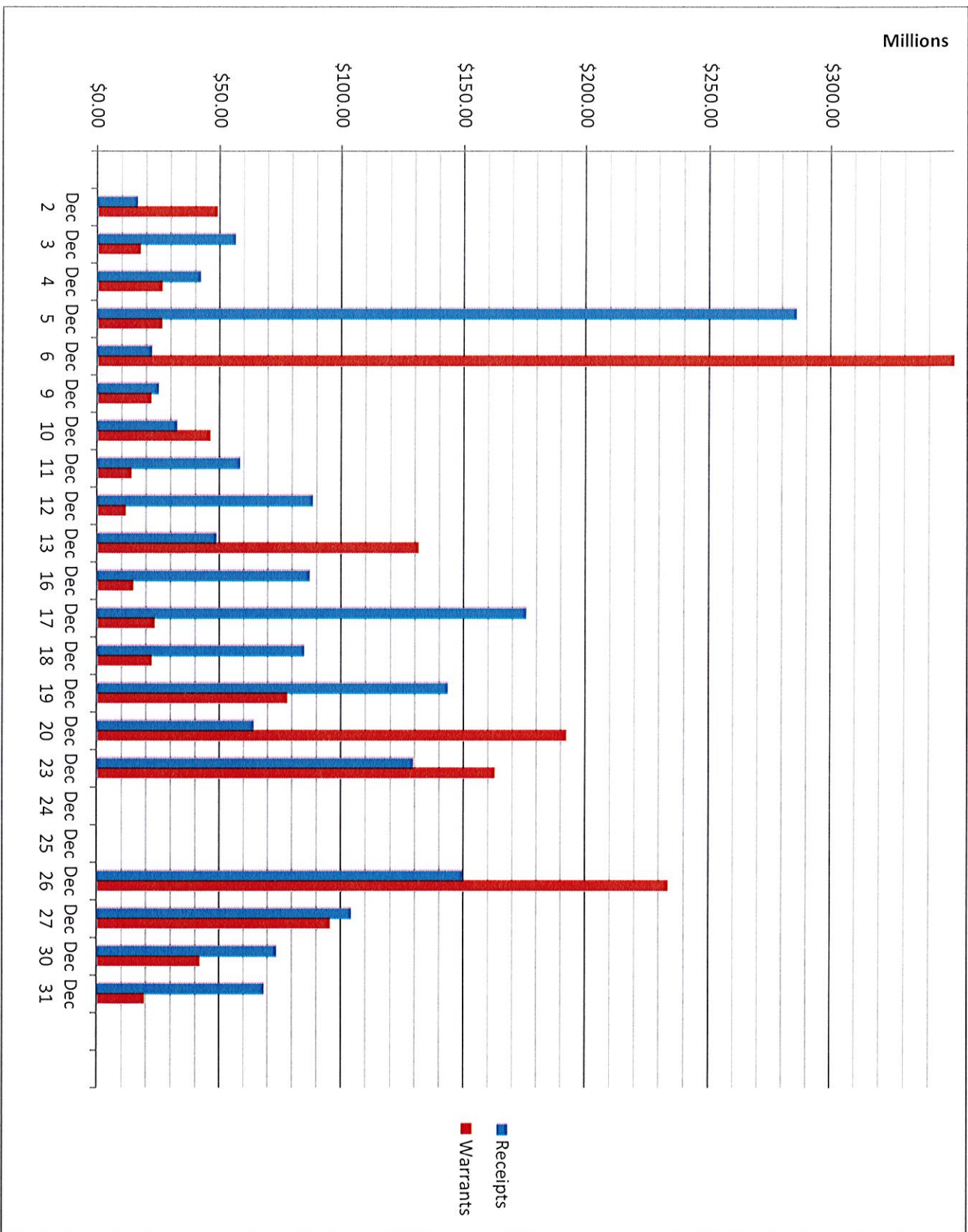
OCTOBER 2019 DAILY CASH FLOWS



NOVEMBER 2019 DAILY CASH FLOWS



DECEMBER 2019 DAILY CASH FLOWS



Run Date: 1/2/2020
Run Time: 11:50:08AM

Checks Charged Off Detail

Start Date: 12/31/2019 End Date: 12/31/2019

Page: 1
User: 0

Jnl. Entry #	Trx. Date	Ref #	Agency	Fund	Rev Code	Ledger	Ledger Desc.	Description	Debit Amount	Credit Amount
1665578	12/31/2019	NSF Check	0069	ARK0000	4099999900	120	DF&A Chargebacks			8,288.32
1665578	12/31/2019	NSF Check	0610	AGA0000	4010005000	999	Fund Cash Account	008008706	118.00	
1665578	12/31/2019	NSF Check	0610	AGA0000	4010001001	999	Fund Cash Account	008008706	7,670.32	
1665578	12/31/2019	NSF Check	0610	AGA0000	4010000900	999	Fund Cash Account	008008706	500.00	
Totals for: 12/31/2019							Count: 4		8,288.32	8,288.32
Grand Total							Count: 4		8,288.32	8,288.32

Run Date: 1/2/2020
 Run Time: 11:48:43AM

Checks Charged Off Detail

Start Date: 7/1/2019 End Date: 12/31/2019

Page: 1
 User: 0

Jnl. Entry #	Trx. Date	Ref #	Agency	Fund	Rev Code	Ledger	Ledger Desc.	Description	Debit Amount	Credit Amount
1601133	7/5/2019	REV CHG 0069	0069	ARK0000	4099999900	120	DF&A Chargebacks			350.00
1601133	7/5/2019	REV CHG 0630	0630	AGA0000	4013006001	999	Fund Cash Account		350.00	
Totals for: 7/5/2019							Count: 2		350.00	350.00
1602310	7/8/2019	NSF Check0069	0069	ARK0000	4099999900	120	DF&A Chargebacks			85,031.43
1602310	7/8/2019	NSF Check0610	0610	AGA0000	4010005000	999	Fund Cash Account	008008396	13,501.05	
1602310	7/8/2019	NSF Check0610	0610	AGA0000	4010006000	999	Fund Cash Account	008008396	11,260.00	
1602310	7/8/2019	NSF Check0610	0610	AGA0000	4010007000	999	Fund Cash Account	008008396	6,173.17	
1602310	7/8/2019	NSF Check0610	0610	ARH0000	4040005000	999	Fund Cash Account	008008396	3,909.25	
1602310	7/8/2019	NSF Check0610	0610	AGA0000	4010001001	999	Fund Cash Account	008008396	50,042.36	
1602310	7/8/2019	NSF Check0610	0610	AGA0000	4010000900	999	Fund Cash Account	008008396	100.00	
1602310	7/8/2019	NSF Check0930	0930	TUT0000	4021009001	999	Fund Cash Account	008008396	45.60	
Totals for: 7/8/2019							Count: 8		85,031.43	85,031.43
1603793	7/10/2019	NSF Check0069	0069	ARK0000	4099999900	120	DF&A Chargebacks			9,812.96
1603793	7/10/2019	NSF Check0610	0610	AGA0000	4010007000	999	Fund Cash Account	008008417	33.54	
1603793	7/10/2019	NSF Check0610	0610	AGA0000	4010001001	999	Fund Cash Account	008008417	9,779.42	
1603817	7/10/2019	Various Ch0069	0069	ARK0000	4099999900	122	Other Chargebacks			71.00
1603817	7/10/2019	Various Ch0645	0645	BAA0100	4031068000	999	Fund Cash Account		35.00	
1603817	7/10/2019	Various Ch0645	0645	BAA0100	4038004000	999	Fund Cash Account		15.00	
1603817	7/10/2019	Various Ch0645	0645	THL0300	4041028000	999	Fund Cash Account		21.00	
Totals for: 7/10/2019							Count: 7		9,883.96	9,883.96
1605047	7/15/2019	REV CHG 0069	0069	ARK0000	4099999900	120	DF&A Chargebacks			8,322.50
1605047	7/15/2019	REV CHG 0630	0630	TAX0000	4040016000	999	Fund Cash Account		2,372.50	

Run Date: 1/2/2020
 Run Time: 11:48:43AM

Checks Charged Off Detail

Start Date: 7/1/2019 End Date: 12/31/2019

Page: 2
 User: 0

Jnl. Entry #	Trx. Date	Ref #	Agency	Fund	Rev Code	Ledger	Ledger Desc.	Description	Debit Amount	Credit Amount
1605047	7/15/2019	REV CHG 0630	AGA0000	AGA0000	4013006001	999	Fund Cash Account		5,950.00	
1605048	7/15/2019	Various Ch0069	ARK0000	ARK0000	4099999900	122	Other Chargebacks			150.00
1605048	7/15/2019	Various Ch0224	NLC0000	NLC0000	4043002000	999	Fund Cash Account		150.00	
Totals for: 7/15/2019							Count: 5		8,472.50	8,472.50
1605597	7/16/2019	Various Ch0069	ARK0000	ARK0000	4099999900	122	Other Chargebacks			995.50
1605597	7/16/2019	Various Ch0080	SDG0000	SDG0000	4033009000	999	Fund Cash Account		40.50	
1605597	7/16/2019	Various Ch0248	NRE0001	NRE0001	4041012000	999	Fund Cash Account		30.00	
1605597	7/16/2019	Various Ch0265	NCH0000	NCH0000	4042002000	999	Fund Cash Account		400.00	
1605597	7/16/2019	Various Ch0265	NCH0000	NCH0000	4041007000	999	Fund Cash Account		500.00	
1605597	7/16/2019	Various Ch0265	NCH0000	NCH0000	4041041000	999	Fund Cash Account		25.00	
Totals for: 7/16/2019							Count: 6		995.50	995.50
1606073	7/17/2019	NSF Check0069	ARK0000	ARK0000	4099999900	120	DF&A Chargebacks			51,202.65
1606073	7/17/2019	NSF Check0610	AGA0000	AGA0000	4010005000	999	Fund Cash Account	008008438	2,696.44	
1606073	7/17/2019	NSF Check0610	AGA0000	AGA0000	4010006000	999	Fund Cash Account	008008438	22,500.00	
1606073	7/17/2019	NSF Check0610	AGA0000	AGA0000	4010007000	999	Fund Cash Account	008008438	342.39	
1606073	7/17/2019	NSF Check0610	AGA0000	AGA0000	4011006000	999	Fund Cash Account	008008438	110.00	
1606073	7/17/2019	NSF Check0610	AGA0000	AGA0000	4010001001	999	Fund Cash Account	008008438	25,553.82	
1606103	7/17/2019	Various Ch0069	ARK0000	ARK0000	4099999900	122	Other Chargebacks			420.00
1606103	7/17/2019	Various Ch0279	SDB0100	SDB0100	4033027000	999	Fund Cash Account		60.00	
1606103	7/17/2019	Various Ch0425	TIE0100	TIE0100	4041044000	999	Fund Cash Account		20.00	
1606103	7/17/2019	Various Ch0425	TSI4500	TSI4500	4031026000	999	Fund Cash Account		70.00	
1606103	7/17/2019	Various Ch0710	PWP2000	PWP2000	4047099000	999	Fund Cash Account		50.00	
1606103	7/17/2019	Various Ch0710	PWP2500	PWP2500	4047099000	999	Fund Cash Account		70.00	

Run Date: 1/2/2020
 Run Time: 11:48:43AM

Checks Charged Off Detail

Start Date: 7/1/2019 End Date: 12/31/2019

Page: 3
 User: 0

Jnl. Entry #	Trx. Date	Ref #	Agency	Fund	Rev Code	Ledger	Ledger Desc.	Description	Debit Amount	Credit Amount
1606103	7/17/2019	Various Ch0710	SNH0100	4031086000	999	Fund Cash Account			100.00	
1606103	7/17/2019	Various Ch0390	TJW0100	4041004000	999	Fund Cash Account			50.00	
Totals for: 7/17/2019							Count: 14		51,622.65	51,622.65
1607269	7/18/2019	Various Ch0069	ARK0000	4099999900	122	Other Chargebacks				22,464.10
1607269	7/18/2019	Various Ch0277	SBN0100	4032001000	999	Fund Cash Account			300.01	
1607269	7/18/2019	Various Ch0710	PWP2500	4047099000	999	Fund Cash Account			10.00	
1607269	7/18/2019	Various Ch0710	TMP0300	4041047000	999	Fund Cash Account			22,154.09	
Totals for: 7/18/2019							Count: 4		22,464.10	22,464.10
1607860	7/19/2019	Various Ch0069	ARK0000	4099999900	122	Other Chargebacks				2,550.00
1607860	7/19/2019	Various Ch0930	SRS0000	4033020000	999	Fund Cash Account			2,150.00	
1607860	7/19/2019	Various Ch0645	BAA2000	4042002000	999	Fund Cash Account			350.00	
1607860	7/19/2019	Various Ch0645	BAA2000	4031019000	999	Fund Cash Account			50.00	
Totals for: 7/19/2019							Count: 4		2,550.00	2,550.00
1609238	7/24/2019	NSF Check0069	ARK0000	4099999900	120	DF&A Chargebacks				11,298.87
1609238	7/24/2019	NSF Check0610	AGA0000	4010006000	999	Fund Cash Account	008008458		1,830.00	
1609238	7/24/2019	NSF Check0610	AGA0000	4010001001	999	Fund Cash Account	008008458		8,202.09	
1609238	7/24/2019	NSF Check0610	AGA0000	4010000900	999	Fund Cash Account	008008458		1,266.78	
1609242	7/24/2019	Various Ch0069	ARK0000	4099999900	122	Other Chargebacks				1,459.98
1609242	7/24/2019	Various Ch0645	BAA0100	4031068000	999	Fund Cash Account			35.00	
1609242	7/24/2019	Various Ch0645	BAA0100	4041028000	999	Fund Cash Account			50.00	
1609242	7/24/2019	Various Ch0090	RRA0000	4042007100	999	Fund Cash Account			1,274.98	
1609242	7/24/2019	Various Ch0261	STR0000	4033031000	999	Fund Cash Account			50.00	
1609242	7/24/2019	Various Ch0390	TJW0100	4041004000	999	Fund Cash Account			50.00	

Run Date: 1/2/2020
 Run Time: 11:48:43AM

Checks Charged Off Detail

Start Date: 7/1/2019 End Date: 12/31/2019

Page: 4
 User: 0

Jnl. Entry #	Trx. Date	Ref #	Agency	Fund	Rev Code	Ledger	Ledger Desc.	Description	Debit Amount	Credit Amount
1609278	7/24/2019	Various	Ch0069	ARK0000	4099999900	122	Other Chargebacks			76.25
1609278	7/24/2019	Various	Ch0960	SEF0100	4031005000	999	Fund Cash Account		14.00	
1609278	7/24/2019	Various	Ch0960	SMP0600	4033021000	999	Fund Cash Account		40.00	
1609278	7/24/2019	Various	Ch0990	MJA0100	4031005000	999	Fund Cash Account		10.00	
1609278	7/24/2019	Various	Ch0960	SEF0100	4041061000	999	Fund Cash Account		12.25	
Totals for: 7/24/2019							Count: 15		12,835.10	12,835.10
1609399	7/25/2019	Various	Ch0069	ARK0000	4099999900	122	Other Chargebacks			16,818.03
1609399	7/25/2019	Various	Ch0710	PWP2500	4047099000	999	Fund Cash Account		20.00	
1609399	7/25/2019	Various	Ch0710	SCT0100	4033019000	999	Fund Cash Account		150.00	
1609399	7/25/2019	Various	Ch0710	TMP0300	4041047000	999	Fund Cash Account		16,298.03	
1609399	7/25/2019	Various	Ch0645	BAA2000	4042002000	999	Fund Cash Account		350.00	
1609856	7/25/2019	Various	Ch0069	ARK0000	4099999900	122	Other Chargebacks			1,268.47
1609856	7/25/2019	Various	Ch0620	TAJ0300	4041028000	999	Fund Cash Account		1,268.47	
Totals for: 7/25/2019							Count: 7		18,086.50	18,086.50
1610773	7/29/2019	Various	Ch0069	ARK0000	4099999900	122	Other Chargebacks			2,845.00
1610773	7/29/2019	Various	Ch0710	PWP2500	4047099000	999	Fund Cash Account		30.00	
1610773	7/29/2019	Various	Ch0385	NVA0900	4044003000	999	Fund Cash Account		2,815.00	
Totals for: 7/29/2019							Count: 3		2,845.00	2,845.00
1611215	7/30/2019	Various	Ch0069	ARK0000	4099999900	122	Other Chargebacks			100.00
1611215	7/30/2019	Various	Ch0224	NLC0000	4043002000	999	Fund Cash Account		100.00	
Totals for: 7/30/2019							Count: 2		100.00	100.00
1611632	7/31/2019	Various	Ch0069	ARK0000	4099999900	122	Other Chargebacks			3,900.00

Run Date: 1/2/2020
 Run Time: 11:48:43AM

Checks Charged Off Detail

Start Date: 7/1/2019 End Date: 12/31/2019

Page: 5
 User: 0

Jnl. Entry #	Trx. Date	Ref #	Agency	Fund	Rev Code	Ledger	Ledger Desc.	Description	Debit Amount	Credit Amount
1611632	7/31/2019	Various	Ch0930	SRS0000	4031037000	999	Fund Cash Account		3,900.00	
Totals for: 7/31/2019							Count: 2		3,900.00	3,900.00
1613507	8/5/2019	Various	Ch0069	ARK0000	4099999900	122	Other Chargebacks			50.00
1613507	8/5/2019	Various	Ch0710	PWP2500	4047099000	999	Fund Cash Account		50.00	
1613601	8/5/2019	Various	Ch0069	ARK0000	4099999900	122	Other Chargebacks			70.00
1613601	8/5/2019	Various	Ch0425	TIE0100	4041044000	999	Fund Cash Account		20.00	
1613601	8/5/2019	Various	Ch0425	TSI4500	4031026000	999	Fund Cash Account		50.00	
Totals for: 8/5/2019							Count: 5		120.00	120.00
1613853	8/6/2019	NSF Check	0069	ARK0000	4099999900	120	DF&A Chargebacks			21,103.67
1613853	8/6/2019	NSF Check	0610	AGA0000	4010005000	999	Fund Cash Account	008008492	8,481.77	
1613853	8/6/2019	NSF Check	0610	AGA0000	4010006000	999	Fund Cash Account	008008492	133.20	
1613853	8/6/2019	NSF Check	0610	AGA0000	4010007000	999	Fund Cash Account	008008492	5,253.30	
1613853	8/6/2019	NSF Check	0610	AGA0000	4010001001	999	Fund Cash Account	008008492	7,010.40	
1613853	8/6/2019	NSF Check	0610	AGA0000	4010000900	999	Fund Cash Account	008008492	100.00	
1613853	8/6/2019	NSF Check	0930	TUT0000	4021009001	999	Fund Cash Account	008008492	125.00	
1613855	8/6/2019	REV CHG	0069	ARK0000	4099999900	120	DF&A Chargebacks			320.83
1613855	8/6/2019	REV CHG	0630	TAX0000	4040016000	999	Fund Cash Account		320.83	
1613869	8/6/2019	REV CHG	0069	ARK0000	4099999900	120	DF&A Chargebacks			1,850.00
1613869	8/6/2019	REV CHG	0630	AGA0000	4013006001	999	Fund Cash Account		1,850.00	
1613885	8/6/2019	Various	Ch0069	ARK0000	4099999900	122	Other Chargebacks			160.00
1613885	8/6/2019	Various	Ch0710	PWP2000	4047099000	999	Fund Cash Account		20.00	
1613885	8/6/2019	Various	Ch0710	PWP2500	4047099000	999	Fund Cash Account		40.00	
1613885	8/6/2019	Various	Ch0224	NLC0000	4043002000	999	Fund Cash Account		100.00	

Run Date: 1/2/2020
 Run Time: 11:48:43AM

Checks Charged Off Detail

Start Date: 7/1/2019 End Date: 12/31/2019

Page: 6
 User: 0

Jnl. Entry #	Trx. Date	Ref #	Agency	Fund	Rev Code	Ledger	Ledger Desc.	Description	Debit Amount	Credit Amount
Totals for: 8/6/2019							Count: 15		23,434.50	23,434.50
1614260	8/7/2019	NSF Check0069	ARK0000	4099999900	120	DF&A Chargebacks				32,468.08
1614260	8/7/2019	NSF Check0610	AGA0000	4010005000	999	Fund Cash Account	008008500		1,035.00	
1614260	8/7/2019	NSF Check0610	AGA0000	4010007000	999	Fund Cash Account	008008500		1,874.55	
1614260	8/7/2019	NSF Check0610	ARH0000	4040005000	999	Fund Cash Account	008008500		1,000.00	
1614260	8/7/2019	NSF Check0610	AGA0000	4010001001	999	Fund Cash Account	008008500		27,405.67	
1614260	8/7/2019	NSF Check0610	AGA0000	4010000900	999	Fund Cash Account	008008500		1,152.86	
1614283	8/7/2019	Various Ch0069	ARK0000	4099999900	122	Other Chargebacks			50.00	
1614283	8/7/2019	Various Ch0425	TSI4500	4031026000	999	Fund Cash Account				50.00
1614284	8/7/2019	Var chgbac0069	ARK0000	4099999900	122	Other Chargebacks				70.00
1614284	8/7/2019	Var chgbac0425	TSI4500	4031026000	999	Fund Cash Account			70.00	
1614289	8/7/2019	Various Ch0069	ARK0000	4099999900	122	Other Chargebacks				1,500.00
1614289	8/7/2019	Various Ch0277	SBN0100	4032001000	999	Fund Cash Account			1,500.00	
Totals for: 8/7/2019							Count: 12		34,088.08	34,088.08
1615062	8/9/2019	Various Ch0069	ARK0000	4099999900	122	Other Chargebacks				800.00
1615062	8/9/2019	Various Ch0960	SMP0100	6990003000	999	Fund Cash Account			800.00	
Totals for: 8/9/2019							Count: 2		800.00	800.00
1615469	8/12/2019	REV CHG 0069	ARK0000	4099999900	120	DF&A Chargebacks				100.00
1615469	8/12/2019	REV CHG 0630	TAX0000	4040016000	999	Fund Cash Account			100.00	
Totals for: 8/12/2019							Count: 2		100.00	100.00
1615870	8/13/2019	Various Ch0069	ARK0000	4099999900	122	Other Chargebacks				4,022.74
1615870	8/13/2019	Various Ch0385	NVA0000	4044003000	999	Fund Cash Account			465.00	

Run Date: 1/2/2020
 Run Time: 11:48:43AM

Checks Charged Off Detail

Start Date: 7/1/2019 End Date: 12/31/2019

Page: 7
 User: 0

Jnl. Entry #	Trx. Date	Ref #	Agency	Fund	Rev Code	Ledger	Ledger Desc.	Description	Debit Amount	Credit Amount
1615870	8/13/2019	Various Ch0645	BAA0200	4050003100	999	Fund Cash Account			3,057.74	
1615870	8/13/2019	Various Ch0645	MHF0000	4033027000	999	Fund Cash Account			500.00	
Totals for: 8/13/2019							Count: 4		4,022.74	4,022.74
1616250	8/14/2019	NSF Check0069	ARK0000	4099999900	120	DF&A Chargebacks				10,781.49
1616250	8/14/2019	NSF Check0610	AGA0000	4010005000	999	Fund Cash Account	008008512		5,767.79	
1616250	8/14/2019	NSF Check0610	AGA0000	4010007000	999	Fund Cash Account	008008512		225.86	
1616250	8/14/2019	NSF Check0610	AGA0000	4010001001	999	Fund Cash Account	008008512		4,787.84	
1616262	8/14/2019	Various Ch0069	ARK0000	4099999900	122	Other Chargebacks				255.00
1616262	8/14/2019	Various Ch0800	MLS0100	4033006000	999	Fund Cash Account			35.00	
1616262	8/14/2019	Various Ch0930	TPE0000	4031002000	999	Fund Cash Account			220.00	
1616276	8/14/2019	Various Ch0069	ARK0000	4099999900	122	Other Chargebacks				1,559.05
1616276	8/14/2019	Various Ch0620	TAJ0300	4041028000	999	Fund Cash Account			1,559.05	
Totals for: 8/14/2019							Count: 9		12,595.54	12,595.54
1616406	8/15/2019	Various Ch0069	ARK0000	4099999900	122	Other Chargebacks				10.00
1616406	8/15/2019	Various Ch0710	PWP2500	4047099000	999	Fund Cash Account			10.00	
Totals for: 8/15/2019							Count: 2		10.00	10.00
1620088	8/21/2019	NSF Check0069	ARK0000	4099999900	120	DF&A Chargebacks				20,192.55
1620088	8/21/2019	NSF Check0610	AGA0000	4010005000	999	Fund Cash Account	008008525		1,486.05	
1620088	8/21/2019	NSF Check0610	AGA0000	4010007000	999	Fund Cash Account	008008525		7,879.90	
1620088	8/21/2019	NSF Check0610	AGA0000	4010001001	999	Fund Cash Account	008008525		10,660.20	
1620088	8/21/2019	NSF Check0610	AGA0000	4010000900	999	Fund Cash Account	008008525		166.40	
Totals for: 8/21/2019							Count: 5		20,192.55	20,192.55

Run Date: 1/2/2020
 Run Time: 11:48:43AM

Checks Charged Off Detail

Start Date: 7/1/2019 End Date: 12/31/2019

Page: 8
 User: 0

Jnl. Entry #	Trx. Date	Ref #	Agency	Fund	Rev Code	Ledger	Ledger Desc.	Description	Debit Amount	Credit Amount
1621383	8/26/2019	REV CHG 0069	0069	ARK0000	4099999900	120	DF&A Chargebacks			4,325.00
1621383	8/26/2019	REV CHG 0630	0630	AGA0000	4013006001	999	Fund Cash Account		3,275.00	
1621383	8/26/2019	REV CHG 0630	0630	SMI0000	4021056000	999	Fund Cash Account		50.00	
1621383	8/26/2019	REV CHG 0630	0630	SWG0009	4023021000	999	Fund Cash Account		1,000.00	
Totals for: 8/26/2019							Count: 4		4,325.00	4,325.00
1621766	8/27/2019	Various Ch0069	0069	ARK0000	4099999900	122	Other Chargebacks			250.00
1621766	8/27/2019	Various Ch0390	0390	TDP0100	4042002000	999	Fund Cash Account		250.00	
1621794	8/27/2019	Various Ch0069	0069	ARK0000	4099999900	122	Other Chargebacks			288.25
1621794	8/27/2019	Various Ch0960	0960	SEF0100	4031005000	999	Fund Cash Account		17.00	
1621794	8/27/2019	Various Ch0960	0960	SMP0500	4033002000	999	Fund Cash Account		250.00	
1621794	8/27/2019	Various Ch0990	0990	MJA0100	4031005000	999	Fund Cash Account		10.00	
1621794	8/27/2019	Various Ch0960	0960	SEF0100	4041061000	999	Fund Cash Account		11.25	
Totals for: 8/27/2019							Count: 7		538.25	538.25
1622171	8/28/2019	NSF Check0069	0069	ARK0000	4099999900	120	DF&A Chargebacks			26,278.37
1622171	8/28/2019	NSF Check0610	0610	AGA0000	4010005000	999	Fund Cash Account	008008538	5,955.94	
1622171	8/28/2019	NSF Check0610	0610	AGA0000	4010007000	999	Fund Cash Account	008008538	3,457.20	
1622171	8/28/2019	NSF Check0610	0610	AGA0000	4010001001	999	Fund Cash Account	008008538	16,655.23	
1622171	8/28/2019	NSF Check0610	0610	AGA0000	4010000900	999	Fund Cash Account	008008538	210.00	
1622172	8/28/2019	Various Ch0069	0069	ARK0000	4099999900	122	Other Chargebacks			200.00
1622172	8/28/2019	Various Ch0710	0710	PWP2500	4047099000	999	Fund Cash Account		20.00	
1622172	8/28/2019	Various Ch0292	0292	NSA0000	4041007000	999	Fund Cash Account		80.00	
1622172	8/28/2019	Various Ch0292	0292	NSA0000	4042002000	999	Fund Cash Account		100.00	
Totals for: 8/28/2019							Count: 9		26,478.37	26,478.37

Run Date: 1/2/2020
 Run Time: 11:48:43AM

Checks Charged Off Detail

Start Date: 7/1/2019 End Date: 12/31/2019

Page: 9
 User: 0

Jnl. Entry #	Trx. Date	Ref #	Agency	Fund	Rev Code	Ledger	Ledger Desc.	Description	Debit Amount	Credit Amount
1623775	8/30/2019	Various	Ch0069	ARK0000	4099999900	122	Other Chargebacks			4,528.47
1623775	8/30/2019	Various	Ch0080	SDG0000	4033009000	999	Fund Cash Account		10.50	
1623775	8/30/2019	Various	Ch0228	NEC0000	4041002000	999	Fund Cash Account		200.00	
1623775	8/30/2019	Various	Ch0645	BAA0100	4041028000	999	Fund Cash Account		50.00	
1623775	8/30/2019	Various	Ch0710	PWP2500	4047099000	999	Fund Cash Account		10.00	
1623775	8/30/2019	Various	Ch0710	TMP0300	4041047000	999	Fund Cash Account		3,687.97	
1623775	8/30/2019	Various	Ch0930	SRS0000	4031037000	999	Fund Cash Account		330.00	
1623775	8/30/2019	Various	Ch0960	SMP0100	4031040000	999	Fund Cash Account		225.00	
1623775	8/30/2019	Various	Ch0645	SHA0000	4033028000	999	Fund Cash Account		15.00	
1623898	8/30/2019	CORRECT	0630	SWG0000	4023021000	999	Fund Cash Account		1,000.00	
1623898	8/30/2019	CORRECT	0630	SWG0009	4023021000	999	Fund Cash Account			1,000.00
Totals for: 8/30/2019							Count: 11		5,528.47	5,528.47
1623917	9/3/2019	Various	Ch0069	ARK0000	4099999900	122	Other Chargebacks			20.00
1623917	9/3/2019	Various	Ch0710	PWP2500	4047099000	999	Fund Cash Account		20.00	
Totals for: 9/3/2019							Count: 2		20.00	20.00
1624618	9/4/2019	Various	Ch0069	ARK0000	4099999900	122	Other Chargebacks			348.75
1624618	9/4/2019	Various	Ch0248	NRE0001	4043002000	999	Fund Cash Account		100.00	
1624618	9/4/2019	Various	Ch0248	NRE0002	4041028000	999	Fund Cash Account		50.00	
1624618	9/4/2019	Various	Ch0960	SEF0100	4031005000	999	Fund Cash Account		30.00	
1624618	9/4/2019	Various	Ch0960	SEF0100	4041061000	999	Fund Cash Account		168.75	
1624632	9/4/2019	REV CHG	0069	ARK0000	4099999900	120	DF&A Chargebacks			21,364.25
1624632	9/4/2019	REV CHG	0630	TAX0000	4040016000	999	Fund Cash Account		21,364.25	
Totals for: 9/4/2019							Count: 7		21,713.00	21,713.00

Run Date: 1/2/2020
 Run Time: 11:48:43AM

Checks Charged Off Detail

Start Date: 7/1/2019 End Date: 12/31/2019

Page: 10
 User: 0

Jnl. Entry #	Trx. Date	Ref #	Agency	Fund	Rev Code	Ledger	Ledger Desc.	Description	Debit Amount	Credit Amount
1624940	9/5/2019	NSF Check0069	ARK0000	ARK0000	4099999900	120	DF&A Chargebacks			44,044.62
1624940	9/5/2019	NSF Check0610	AGA0000	AGA0000	4010005000	999	Fund Cash Account	008008553	2,314.48	
1624940	9/5/2019	NSF Check0610	AGA0000	AGA0000	4010007000	999	Fund Cash Account	008008553	379.82	
1624940	9/5/2019	NSF Check0610	AGA0000	AGA0000	4010001001	999	Fund Cash Account	008008553	41,035.30	
1624940	9/5/2019	NSF Check0610	AGA0000	AGA0000	4010000900	999	Fund Cash Account	008008553	315.02	
Totals for: 9/5/2019							Count: 5		44,044.62	44,044.62
1625801	9/9/2019	REV CHG 0069	ARK0000	ARK0000	4099999900	120	DF&A Chargebacks			750.00
1625801	9/9/2019	REV CHG 0630	AGA0000	AGA0000	4013006001	999	Fund Cash Account		750.00	
Totals for: 9/9/2019							Count: 2		750.00	750.00
1626628	9/11/2019	NSF Check0069	ARK0000	ARK0000	4099999900	120	DF&A Chargebacks			15,077.66
1626628	9/11/2019	NSF Check0610	AGA0000	AGA0000	4010005000	999	Fund Cash Account	008008566	2,080.03	
1626628	9/11/2019	NSF Check0610	AGA0000	AGA0000	4010006000	999	Fund Cash Account	008008566	540.00	
1626628	9/11/2019	NSF Check0610	ARH0000	ARH0000	4040006000	999	Fund Cash Account	008008566	672.00	
1626628	9/11/2019	NSF Check0610	AGA0000	AGA0000	4010001001	999	Fund Cash Account	008008566	11,685.63	
1626628	9/11/2019	NSF Check0610	AGA0000	AGA0000	4010000900	999	Fund Cash Account	008008566	100.00	
Totals for: 9/11/2019							Count: 6		15,077.66	15,077.66
1627933	9/12/2019	VAR CHGE0069	ARK0000	ARK0000	4099999900	122	Other Chargebacks			15.00
1627933	9/12/2019	VAR CHGE0645	SHA0200	SHA0200	4033028000	999	Fund Cash Account		15.00	
Totals for: 9/12/2019							Count: 2		15.00	15.00
1629615	9/18/2019	NSF Check0069	ARK0000	ARK0000	4099999900	120	DF&A Chargebacks			26,281.28
1629615	9/18/2019	NSF Check0610	AGA0000	AGA0000	4010005000	999	Fund Cash Account	008008581	2,728.80	
1629615	9/18/2019	NSF Check0610	AGA0000	AGA0000	4010006000	999	Fund Cash Account	008008581	408.00	

Run Date: 1/2/2020
 Run Time: 11:48:43AM

Checks Charged Off Detail

Start Date: 7/1/2019 End Date: 12/31/2019

Page: 11
 User: 0

Jnl. Entry #	Trx. Date	Ref #	Agency	Fund	Rev Code	Ledger	Ledger Desc.	Description	Debit Amount	Credit Amount
1629615	9/18/2019	NSF Check	0610	AGA0000	4010007000	999	Fund Cash Account	008008581	1,163.86	
1629615	9/18/2019	NSF Check	0610	AGA0000	4010001001	999	Fund Cash Account	008008581	21,468.58	
1629615	9/18/2019	NSF Check	0610	AGA0000	4010000900	999	Fund Cash Account	008008581	512.04	
Totals for: 9/18/2019							Count: 6		26,281.28	26,281.28
1630686	9/20/2019	VARIOUS	0069	ARK0000	4099999900	122	Other Chargebacks			90,076.18
1630686	9/20/2019	VARIOUS	0320	SAB0100	4031090000	999	Fund Cash Account		1,300.00	
1630686	9/20/2019	VARIOUS	0645	BAA0100	4038004000	999	Fund Cash Account		10.00	
1630686	9/20/2019	VARIOUS	0710	PWE9100	6990003100	999	Fund Cash Account		100.00	
1630686	9/20/2019	VARIOUS	0710	PWP2500	4047099000	999	Fund Cash Account		70.00	
1630686	9/20/2019	VARIOUS	0710	TMP0300	4041047000	999	Fund Cash Account		88,429.18	
1630686	9/20/2019	VARIOUS	0960	SEF0100	4031005000	999	Fund Cash Account		38.00	
1630686	9/20/2019	VARIOUS	0990	MJA0100	4031005000	999	Fund Cash Account		20.00	
1630686	9/20/2019	VARIOUS	0645	BAA2000	4031090000	999	Fund Cash Account		50.00	
1630686	9/20/2019	VARIOUS	0960	SEF0100	4041061000	999	Fund Cash Account		45.00	
1630686	9/20/2019	VARIOUS	0645	THL0300	4041028000	999	Fund Cash Account		14.00	
Totals for: 9/20/2019							Count: 11		90,076.18	90,076.18
1631566	9/24/2019	REV CHB	0069	ARK0000	4099999900	120	DF&A Chargebacks			3,200.00
1631566	9/24/2019	REV CHB	0630	AGA0000	4012003000	999	Fund Cash Account		500.00	
1631566	9/24/2019	REV CHB	0630	AGA0000	4013006001	999	Fund Cash Account		2,250.00	
1631566	9/24/2019	REV CHB	0630	SMI0000	4021062000	999	Fund Cash Account		450.00	
Totals for: 9/24/2019							Count: 4		3,200.00	3,200.00
1633119	9/26/2019	NSF Check	0069	ARK0000	4099999900	120	DF&A Chargebacks			27,824.11
1633119	9/26/2019	NSF Check	0610	AGA0000	4010005000	999	Fund Cash Account	008008594	3,376.00	

Run Date: 1/2/2020
 Run Time: 11:48:43AM

Checks Charged Off Detail

Start Date: 7/1/2019 End Date: 12/31/2019

Page: 12
 User: 0

Jnl. Entry #	Trx. Date	Ref #	Agency	Fund	Rev Code	Ledger	Ledger Desc.	Description	Debit Amount	Credit Amount
1633119	9/26/2019	NSF Check0610	0610	AGA0000	4010006000	999	Fund Cash Account	008008594	3,158.00	
1633119	9/26/2019	NSF Check0610	0610	AGA0000	4010007000	999	Fund Cash Account	008008594	2,122.18	
1633119	9/26/2019	NSF Check0610	0610	AGA0000	4010001001	999	Fund Cash Account	008008594	17,695.40	
1633119	9/26/2019	NSF Check0610	0610	AGA0000	4010000900	999	Fund Cash Account	008008594	1,472.53	
Totals for: 9/26/2019							Count: 6		27,824.11	27,824.11
1633557	9/27/2019	Various Ch0069	0069	ARK0000	4099999900	122	Other Chargebacks			697.46
1633557	9/27/2019	Various Ch0080	0080	SDG0000	4033009000	999	Fund Cash Account		35.50	
1633557	9/27/2019	Various Ch0425	0425	TSI4500	4031026000	999	Fund Cash Account		258.21	
1633557	9/27/2019	Various Ch0960	0960	SEF0100	4031005000	999	Fund Cash Account		6.00	
1633557	9/27/2019	Various Ch0960	0960	SMP0100	4031075000	999	Fund Cash Account		90.00	
1633557	9/27/2019	Various Ch0400	0400	SPS0101	4033027000	999	Fund Cash Account		2.00	
1633557	9/27/2019	Various Ch0960	0960	SEF0100	4041061000	999	Fund Cash Account		33.75	
1633557	9/27/2019	Various Ch0258	0258	NTT0000	4043001000	999	Fund Cash Account		72.00	
1633557	9/27/2019	Various Ch0258	0258	NTT0000	4043002000	999	Fund Cash Account		150.00	
1633557	9/27/2019	Various Ch0390	0390	TJW0100	4041004000	999	Fund Cash Account		50.00	
Totals for: 9/27/2019							Count: 10		697.46	697.46
1634868	10/2/2019	Various Ch0069	0069	ARK0000	4099999900	122	Other Chargebacks			74,990.69
1634868	10/2/2019	Various Ch0710	0710	PWD8600	4050001000	999	Fund Cash Account		19,268.74	
1634868	10/2/2019	Various Ch0710	0710	PWP2000	4047099000	999	Fund Cash Account		10.00	
1634868	10/2/2019	Various Ch0710	0710	PWP2500	4047099000	999	Fund Cash Account		70.00	
1634868	10/2/2019	Various Ch0710	0710	TMP0300	4041047000	999	Fund Cash Account		55,641.95	
Totals for: 10/2/2019							Count: 5		74,990.69	74,990.69
1634973	10/3/2019	NSF Check0069	0069	ARK0000	4099999900	120	DF&A Chargebacks			73,560.41

Run Date: 1/2/2020
 Run Time: 11:48:43AM

Checks Charged Off Detail

Start Date: 7/1/2019 End Date: 12/31/2019

Page: 13
 User: 0

Jnl. Entry #	Trx. Date	Ref #	Agency	Fund	Rev Code	Ledger	Ledger Desc.	Description	Debit Amount	Credit Amount
1634973	10/3/2019	NSF Check	0610	AGA0000	4010005000	999	Fund Cash Account	008008601	7,235.88	
1634973	10/3/2019	NSF Check	0610	AGA0000	4010006000	999	Fund Cash Account	008008601	8,181.20	
1634973	10/3/2019	NSF Check	0610	AGA0000	4010007000	999	Fund Cash Account	008008601	3,997.87	
1634973	10/3/2019	NSF Check	0610	AGA0000	4010001001	999	Fund Cash Account	008008601	48,664.83	
1634973	10/3/2019	NSF Check	0610	AGA0000	4010000900	999	Fund Cash Account	008008601	5,480.63	
1635432	10/3/2019	Various ch	0069	ARK0000	4099999900	122	Other Chargebacks			744.00
1635432	10/3/2019	Various ch	0248	NRE0001	4041007000	999	Fund Cash Account		60.00	
1635432	10/3/2019	Various ch	0248	NRE0001	4041012000	999	Fund Cash Account		30.00	
1635432	10/3/2019	Various ch	0298	SXV0100	4031038000	999	Fund Cash Account		10.00	
1635432	10/3/2019	Various ch	0645	BAA0100	4031068000	999	Fund Cash Account		35.00	
1635432	10/3/2019	Various ch	0645	BAA0100	4038004000	999	Fund Cash Account		25.00	
1635432	10/3/2019	Various ch	0645	BAA0100	4041028000	999	Fund Cash Account		120.00	
1635432	10/3/2019	Various ch	0645	BAA2000	4042002000	999	Fund Cash Account		300.00	
1635432	10/3/2019	Various ch	0298	SXV0100	4042002000	999	Fund Cash Account		100.00	
1635432	10/3/2019	Various ch	0645	SMI0000	4031102000	999	Fund Cash Account		50.00	
1635432	10/3/2019	Various ch	0645	THL0300	4041028000	999	Fund Cash Account		14.00	
Totals for: 10/3/2019							Count: 17		74,304.41	74,304.41
1636114	10/7/2019	REV CHG	0069	ARK0000	4099999900	120	DF&A Chargebacks			1,050.00
1636114	10/7/2019	REV CHG	0630	AGA0000	4012003000	999	Fund Cash Account		100.00	
1636114	10/7/2019	REV CHG	0630	TAX0000	4040016000	999	Fund Cash Account		950.00	
Totals for: 10/7/2019							Count: 3		1,050.00	1,050.00
1637121	10/9/2019	NSF Check	0069	ARK0000	4099999900	120	DF&A Chargebacks			98,881.48
1637121	10/9/2019	NSF Check	0610	AGA0000	4010005000	999	Fund Cash Account	008008608	1,659.57	

Run Date: 1/2/2020
 Run Time: 11:48:43AM

Checks Charged Off Detail

Start Date: 7/1/2019 End Date: 12/31/2019

Page: 14
 User: 0

Jnl. Entry #	Trx. Date	Ref #	Agency	Fund	Rev Code	Ledger	Ledger Desc.	Description	Debit Amount	Credit Amount
1637121	10/9/2019	NSF Check	0610	AGA0000	4010006000	999	Fund Cash Account	008008608	2,200.00	
1637121	10/9/2019	NSF Check	0610	AGA0000	4010007000	999	Fund Cash Account	008008608	36.00	
1637121	10/9/2019	NSF Check	0610	AGA0000	4010001001	999	Fund Cash Account	008008608	94,385.91	
1637121	10/9/2019	NSF Check	0610	AGA0000	4010000900	999	Fund Cash Account	008008608	600.00	
Totals for: 10/9/2019							Count: 6		98,881.48	98,881.48
1638949	10/14/2019	Various Ch	0069	ARK0000	4099999900	122	Other Chargebacks			6,590.00
1638949	10/14/2019	Various Ch	0090	RRA0000	4033014000	999	Fund Cash Account		6,500.00	
1638949	10/14/2019	Various Ch	0930	MWW0000	4043002000	999	Fund Cash Account		40.00	
1638949	10/14/2019	Various Ch	0390	TJW0100	4041004000	999	Fund Cash Account		50.00	
1639226	10/14/2019	REV CHG	0069	ARK0000	4099999900	120	DF&A Chargebacks			742.50
1639226	10/14/2019	REV CHG	0630	TAX0000	4040016000	999	Fund Cash Account		742.50	
Totals for: 10/14/2019							Count: 6		7,332.50	7,332.50
1640255	10/16/2019	NSF Check	0069	ARK0000	4099999900	120	DF&A Chargebacks			45,720.16
1640255	10/16/2019	NSF Check	0610	AGA0000	4010005000	999	Fund Cash Account	008008618	2,404.06	
1640255	10/16/2019	NSF Check	0610	AGA0000	4010007000	999	Fund Cash Account	008008618	13,759.66	
1640255	10/16/2019	NSF Check	0610	AGA0000	4010001001	999	Fund Cash Account	008008618	29,381.20	
1640255	10/16/2019	NSF Check	0610	AGA0000	4010000900	999	Fund Cash Account	008008618	175.24	
Totals for: 10/16/2019							Count: 5		45,720.16	45,720.16
1642138	10/22/2019	Various Ch	0069	ARK0000	4099999900	122	Other Chargebacks			851.50
1642138	10/22/2019	Various Ch	0710	PWP2500	4047099000	999	Fund Cash Account		140.00	
1642138	10/22/2019	Various Ch	0800	MLS0200	4033027000	999	Fund Cash Account		320.00	
1642138	10/22/2019	Various Ch	0960	SEF0100	4031005000	999	Fund Cash Account		19.00	
1642138	10/22/2019	Various Ch	0960	SMP0100	4031075000	999	Fund Cash Account		90.00	

Run Date: 1/2/2020
 Run Time: 11:48:43AM

Checks Charged Off Detail

Start Date: 7/1/2019 End Date: 12/31/2019

Page: 15
 User: 0

Jnl. Entry #	Trx. Date	Ref #	Agency	Fund	Rev Code	Ledger	Ledger Desc.	Description	Debit Amount	Credit Amount
1642138	10/22/2019	Various Ch0960	SMP0500	4033002000	999		Fund Cash Account		250.00	
1642138	10/22/2019	Various Ch0990	MJA0100	4031005000	999		Fund Cash Account		10.00	
1642138	10/22/2019	Various Ch0960	SEF0100	4041061000	999		Fund Cash Account		22.50	
Totals for: 10/22/2019							Count: 8		851.50	851.50
1642522	10/23/2019	NSF Check0069	ARK0000	4099999900	120		DF&A Chargebacks			3,829.30
1642522	10/23/2019	NSF Check0610	AGA0000	4010005000	999		Fund Cash Account	008008623	1,970.37	
1642522	10/23/2019	NSF Check0610	AGA0000	4010007000	999		Fund Cash Account	008008623	893.20	
1642522	10/23/2019	NSF Check0610	AGA0000	4010001001	999		Fund Cash Account	008008623	751.73	
1642522	10/23/2019	NSF Check0610	AGA0000	4010000900	999		Fund Cash Account	008008623	214.00	
Totals for: 10/23/2019							Count: 5		3,829.30	3,829.30
1645199	10/30/2019	Various Ch0069	ARK0000	4099999900	122		Other Chargebacks		450.00	
1645199	10/30/2019	Various Ch0069	ARK0000	4099999900	270		Bank Of America			450.00
1645474	10/30/2019	NSF Check0069	ARK0000	4099999900	120		DF&A Chargebacks			129,612.34
1645474	10/30/2019	NSF Check0610	AGA0000	4010005000	999		Fund Cash Account	008008632	102,558.00	
1645474	10/30/2019	NSF Check0610	AGA0000	4010006000	999		Fund Cash Account	008008632	2,105.00	
1645474	10/30/2019	NSF Check0610	AGA0000	4010007000	999		Fund Cash Account	008008632	5,765.90	
1645474	10/30/2019	NSF Check0610	AGA0000	4010001001	999		Fund Cash Account	008008632	16,990.93	
1645474	10/30/2019	NSF Check0610	AGA0000	4010000900	999		Fund Cash Account	008008632	2,192.51	
Totals for: 10/30/2019							Count: 8		130,062.34	130,062.34
1646815	11/4/2019	Correct Joi0069	ARK0000	4099999900	122		Other Chargebacks			8,077.50
1646815	11/4/2019	Correct Joi0283	NPB0000	4043002000	999		Fund Cash Account		106.25	
1646815	11/4/2019	Correct Joi0390	TDP0100	4042002000	999		Fund Cash Account		500.00	
1646815	11/4/2019	Correct Joi0645	BAA0100	4038004000	999		Fund Cash Account		19.00	

Run Date: 1/2/2020
 Run Time: 11:48:43AM

Checks Charged Off Detail

Start Date: 7/1/2019 End Date: 12/31/2019

Page: 16
 User: 0

Jnl. Entry #	Trx. Date	Ref #	Agency	Fund	Rev Code	Ledger	Ledger Desc.	Description	Debit Amount	Credit Amount
1646815	11/4/2019	Correct Joi0645	BAA0100	BAA0100	4041028000	999	Fund Cash Account		180.00	
1646815	11/4/2019	Correct Joi0710	PWP2500	PWP2500	4047099000	999	Fund Cash Account		70.00	
1646815	11/4/2019	Correct Joi0710	TLT0100	TLT0100	4042002000	999	Fund Cash Account		2,500.00	
1646815	11/4/2019	Correct Joi0960	SEF0100	SEF0100	4031005000	999	Fund Cash Account		2.00	
1646815	11/4/2019	Correct Joi0385	NVA0000	NVA0000	4044003000	999	Fund Cash Account		450.00	
1646815	11/4/2019	Correct Joi0212	NBE0000	NBE0000	4043002000	999	Fund Cash Account		75.00	
1646815	11/4/2019	Correct Joi0645	BAA2000	BAA2000	4042002000	999	Fund Cash Account		25.00	
1646815	11/4/2019	Correct Joi0224	NLC0000	NLC0000	4043002000	999	Fund Cash Account		50.00	
1646815	11/4/2019	Correct Joi0960	SEF0100	SEF0100	4041061000	999	Fund Cash Account		11.25	
1646815	11/4/2019	Correct Joi0400	NAD0000	NAD0000	4047021000	999	Fund Cash Account		960.00	
1646815	11/4/2019	Correct Joi0645	SMI0000	SMI0000	4031102000	999	Fund Cash Account		50.00	
1646815	11/4/2019	Correct Joi0390	TJW0100	TJW0100	4041004000	999	Fund Cash Account		100.00	
1646815	11/4/2019	Correct Joi0645	THL0300	THL0300	4041028000	999	Fund Cash Account		25.00	
1646815	11/4/2019	Correct Joi9914	MPH0001	MPH0001	2140004000	999	Fund Cash Account		75.33	
1646815	11/4/2019	Correct Joi9914	MPH0001	MPH0001	4048003000	999	Fund Cash Account		837.00	
1646815	11/4/2019	Correct Joi0645	SHA0200	SHA0200	4033028000	999	Fund Cash Account		215.00	
1646815	11/4/2019	Correct Joi0302	SBC0100	SBC0100	4047099000	999	Fund Cash Account		1,826.67	
Totals for: 11/4/2019							Count: 21		8,077.50	8,077.50
1647060	11/5/2019	NSF Check0069	ARK0000	ARK0000	4099999900	120	DF&A Chargebacks			39,279.14
1647060	11/5/2019	NSF Check0610	AGA0000	AGA0000	4010005000	999	Fund Cash Account	008008635	38,753.33	
1647060	11/5/2019	NSF Check0610	AGA0000	AGA0000	4010007000	999	Fund Cash Account	008008635	39.87	
1647060	11/5/2019	NSF Check0610	AGA0000	AGA0000	4010001001	999	Fund Cash Account	008008635	485.94	
Totals for: 11/5/2019							Count: 4		39,279.14	39,279.14

Run Date: 1/2/2020
 Run Time: 11:48:43AM

Checks Charged Off Detail

Start Date: 7/1/2019 End Date: 12/31/2019

Page: 17
 User: 0

Jnl. Entry #	Trx. Date	Ref #	Agency	Fund	Rev Code	Ledger	Ledger Desc.	Description	Debit Amount	Credit Amount
1647496	11/6/2019	NSF Check0069	ARK0000	ARK0000	4099999900	120	DF&A Chargebacks			57,792.38
1647496	11/6/2019	NSF Check0610	AGA0000	AGA0000	4010005000	999	Fund Cash Account	008008642	6,475.82	
1647496	11/6/2019	NSF Check0610	AGA0000	AGA0000	4010006000	999	Fund Cash Account	008008642	11,480.00	
1647496	11/6/2019	NSF Check0610	AGA0000	AGA0000	4010007000	999	Fund Cash Account	008008642	147.12	
1647496	11/6/2019	NSF Check0610	ARH0000	ARH0000	4040005000	999	Fund Cash Account	008008642	17,111.00	
1647496	11/6/2019	NSF Check0610	AGA0000	AGA0000	4010001001	999	Fund Cash Account	008008642	22,478.44	
1647496	11/6/2019	NSF Check0610	AGA0000	AGA0000	4010000900	999	Fund Cash Account	008008642	100.00	
1647497	11/6/2019	REV CHG 0069	ARK0000	ARK0000	4099999900	120	DF&A Chargebacks			75.00
1647497	11/6/2019	REV CHG 0630	AGA0000	AGA0000	4013006001	999	Fund Cash Account		50.00	
1647497	11/6/2019	REV CHG 0630	SMI0000	SMI0000	4021062000	999	Fund Cash Account		25.00	
Totals for: 11/6/2019							Count: 10		57,867.38	57,867.38
1648812	11/8/2019	Various Ch0069	ARK0000	ARK0000	4099999900	122	Other Chargebacks			5,142.93
1648812	11/8/2019	Various Ch0425	TSI4500	TSI4500	4031026000	999	Fund Cash Account		50.00	
1648812	11/8/2019	Various Ch0710	PWD8600	PWD8600	4050001000	999	Fund Cash Account		2,400.76	
1648812	11/8/2019	Various Ch0960	SEF0100	SEF0100	4031005000	999	Fund Cash Account		23.00	
1648812	11/8/2019	Various Ch0960	SMP0500	SMP0500	4033002000	999	Fund Cash Account		250.00	
1648812	11/8/2019	Various Ch0990	MJA0100	MJA0100	4031005000	999	Fund Cash Account		10.00	
1648812	11/8/2019	Various Ch0385	NVA0000	NVA0000	4044003000	999	Fund Cash Account		50.00	
1648812	11/8/2019	Various Ch0960	SEF0100	SEF0100	4041061000	999	Fund Cash Account		45.00	
1648812	11/8/2019	Various Ch0385	NVA0900	NVA0900	4044003000	999	Fund Cash Account		2,314.17	
Totals for: 11/8/2019							Count: 9		5,142.93	5,142.93
1650328	11/14/2019	NSF Check0069	ARK0000	ARK0000	4099999900	120	DF&A Chargebacks			53,980.68
1650328	11/14/2019	NSF Check0610	AGA0000	AGA0000	4010005000	999	Fund Cash Account	008008655	30,228.21	

Run Date: 1/2/2020
 Run Time: 11:48:43AM

Checks Charged Off Detail

Start Date: 7/1/2019 End Date: 12/31/2019

Page: 18
 User: 0

Jnl. Entry #	Trx. Date	Ref #	Agency	Fund	Rev Code	Ledger	Ledger Desc.	Description	Debit Amount	Credit Amount
1650328	11/14/2019	NSF Check0610	0610	AGA0000	4010007000	999	Fund Cash Account	008008655	511.48	
1650328	11/14/2019	NSF Check0610	0610	AGA0000	4010001001	999	Fund Cash Account	008008655	23,090.99	
1650328	11/14/2019	NSF Check0610	0610	AGA0000	4010000900	999	Fund Cash Account	008008655	150.00	
Totals for: 11/14/2019							Count: 5		53,980.68	53,980.68
1651608	11/19/2019	Various Ch0069	0069	ARK0000	4099999900	122	Other Chargebacks			13,591.60
1651608	11/19/2019	Various Ch0500	0500	JAA1002	6990003000	999	Fund Cash Account		1,837.58	
1651608	11/19/2019	Various Ch0645	0645	BAA0100	4038004000	999	Fund Cash Account		5.00	
1651608	11/19/2019	Various Ch0385	0385	NVA0000	4044003000	999	Fund Cash Account		11,227.02	
1651608	11/19/2019	Various Ch0645	0645	BAA2000	4031090000	999	Fund Cash Account		75.00	
1651608	11/19/2019	Various Ch0645	0645	BAA2000	4031019000	999	Fund Cash Account		50.00	
1651608	11/19/2019	Various Ch0224	0224	NLC0000	4043002000	999	Fund Cash Account		25.00	
1651608	11/19/2019	Various Ch0645	0645	SDI0000	4033005100	999	Fund Cash Account		115.00	
1651608	11/19/2019	Various Ch0645	0645	MHF0000	4033027000	999	Fund Cash Account		150.00	
1651608	11/19/2019	Various Ch0645	0645	SMI0000	4031102000	999	Fund Cash Account		50.00	
1651608	11/19/2019	Various Ch0390	0390	TJW0100	4041004000	999	Fund Cash Account		50.00	
1651608	11/19/2019	Various Ch0645	0645	THL0300	4041028000	999	Fund Cash Account		7.00	
Totals for: 11/19/2019							Count: 12		13,591.60	13,591.60
1652418	11/20/2019	NSF Check0069	0069	ARK0000	4099999900	120	DF&A Chargebacks			42,200.11
1652418	11/20/2019	NSF Check0610	0610	AGA0000	4010005000	999	Fund Cash Account	008008662	32,339.19	
1652418	11/20/2019	NSF Check0610	0610	AGA0000	4010007000	999	Fund Cash Account	008008662	735.44	
1652418	11/20/2019	NSF Check0610	0610	AGA0000	4010001001	999	Fund Cash Account	008008662	8,335.48	
1652418	11/20/2019	NSF Check0610	0610	AGA0000	4010000900	999	Fund Cash Account	008008662	790.00	
1652449	11/20/2019	Var Chgba0069	0069	ARK0000	4099999900	122	Other Chargebacks			70.00

Run Date: 1/2/2020
 Run Time: 11:48:43AM

Checks Charged Off Detail

Start Date: 7/1/2019 End Date: 12/31/2019

Page: 19
 User: 0

Jnl. Entry #	Trx. Date	Ref #	Agency	Fund	Rev Code	Ledger	Ledger Desc.	Description	Debit Amount	Credit Amount
1652449	11/20/2019	Var Chgba0425	TSI4500	TSI4500	4031026000	999	Fund Cash Account		70.00	
Totals for: 11/20/2019							Count: 7		42,270.11	42,270.11
1652054	11/21/2019	Var Chgba0069	ARK0000	ARK0000	4099999900	122	Other Chargebacks			226.50
1652054	11/21/2019	Var Chgba0080	SDG0000	SDG0000	4033009000	999	Fund Cash Account		72.50	
1652054	11/21/2019	Var Chgba0645	BAA0100	BAA0100	4038004000	999	Fund Cash Account		10.00	
1652054	11/21/2019	Var Chgba0710	PWP2500	PWP2500	4047099000	999	Fund Cash Account		80.00	
1652054	11/21/2019	Var Chgba0645	SMI0000	SMI0000	4031102000	999	Fund Cash Account		50.00	
1652054	11/21/2019	Var Chgba0645	THL0300	THL0300	4041028000	999	Fund Cash Account		14.00	
Totals for: 11/21/2019							Count: 6		226.50	226.50
1654842	11/25/2019	REV CHG 0069	ARK0000	ARK0000	4099999900	120	DF&A Chargebacks			3,000.00
1654842	11/25/2019	REV CHG 0630	TAX0000	TAX0000	4040016000	999	Fund Cash Account		3,000.00	
Totals for: 11/25/2019							Count: 2		3,000.00	3,000.00
1654944	11/26/2019	Var Charge0069	ARK0000	ARK0000	4099999900	122	Other Chargebacks		10.00	
1654944	11/26/2019	Var Charge0710	PWP2500	PWP2500	4047099000	999	Fund Cash Account			10.00
1654945	11/26/2019	Various Ch0069	ARK0000	ARK0000	4099999900	122	Other Chargebacks			10.00
1654945	11/26/2019	Various Ch0710	PWP2000	PWP2000	4047099000	999	Fund Cash Account		10.00	
1655262	11/26/2019	Various Ch0069	ARK0000	ARK0000	4099999900	122	Other Chargebacks			635.00
1655262	11/26/2019	Various Ch0283	NPB0000	NPB0000	4043002000	999	Fund Cash Account		450.00	
1655262	11/26/2019	Various Ch0645	BAA0100	BAA0100	4031068000	999	Fund Cash Account		35.00	
1655262	11/26/2019	Various Ch0645	BAA2000	BAA2000	4031019000	999	Fund Cash Account		50.00	
1655262	11/26/2019	Various Ch0390	TJW0100	TJW0100	4041004000	999	Fund Cash Account		100.00	
Totals for: 11/26/2019							Count: 9		655.00	655.00

Run Date: 1/2/2020
 Run Time: 11:48:43AM

Checks Charged Off Detail

Start Date: 7/1/2019 End Date: 12/31/2019

Page: 20
 User: 0

Jnl. Entry #	Trx. Date	Ref #	Agency	Fund	Rev Code	Ledger	Ledger Desc.	Description	Debit Amount	Credit Amount
1655710	11/27/2019	NSF Check0069	ARK0000	ARK0000	4099999900	120	DF&A Chargebacks			20,168.26
1655710	11/27/2019	NSF Check0610	AGA0000	AGA0000	4010005000	999	Fund Cash Account	008008674	11,878.42	
1655710	11/27/2019	NSF Check0610	AGA0000	AGA0000	4010007000	999	Fund Cash Account	008008674	68.03	
1655710	11/27/2019	NSF Check0610	ARH0000	ARH0000	4040005000	999	Fund Cash Account	008008674	3,310.58	
1655710	11/27/2019	NSF Check0610	AGA0000	AGA0000	4010001001	999	Fund Cash Account	008008674	4,591.23	
1655710	11/27/2019	NSF Check0610	AGA0000	AGA0000	4010000900	999	Fund Cash Account	008008674	320.00	
1655712	11/27/2019	Correct 11/0630	TAX0000	TAX0000	4040016000	999	Fund Cash Account			3,000.00
1655712	11/27/2019	Correct 11/0630	AGA0000	AGA0000	4013006001	999	Fund Cash Account		3,000.00	
Totals for: 11/27/2019							Count: 8		23,168.26	23,168.26
1656110	12/2/2019	Various Ch0069	ARK0000	ARK0000	4099999900	122	Other Chargebacks			50.00
1656110	12/2/2019	Various Ch0270	NDL0000	NDL0000	4041007000	999	Fund Cash Account		50.00	
1656213	12/2/2019	Various Ch0069	ARK0000	ARK0000	4099999900	122	Other Chargebacks			90.00
1656213	12/2/2019	Various Ch0645	BAA0100	BAA0100	4038004000	999	Fund Cash Account		4.00	
1656213	12/2/2019	Various Ch0645	MMT0200	MMT0200	4033027000	999	Fund Cash Account		80.00	
1656213	12/2/2019	Various Ch0645	THL0300	THL0300	4041028000	999	Fund Cash Account		6.00	
Totals for: 12/2/2019							Count: 6		140.00	140.00
1656476	12/3/2019	Various Cf0069	ARK0000	ARK0000	4099999900	122	Other Chargebacks			125.00
1656476	12/3/2019	Various Cf0268	NDB0000	NDB0000	4041002000	999	Fund Cash Account		75.00	
1656476	12/3/2019	Various Cf0390	TJW0100	TJW0100	4041004000	999	Fund Cash Account		50.00	
Totals for: 12/3/2019							Count: 3		125.00	125.00
1656856	12/4/2019	Various Ch0069	ARK0000	ARK0000	4099999900	122	Other Chargebacks			1,735.00
1656856	12/4/2019	Various Ch0930	MWW0000	MWW0000	4043002000	999	Fund Cash Account		360.00	
1656856	12/4/2019	Various Ch0930	SAC0000	SAC0000	4033001000	999	Fund Cash Account		125.00	

Run Date: 1/2/2020
 Run Time: 11:48:43AM

Checks Charged Off Detail

Start Date: 7/1/2019 End Date: 12/31/2019

Page: 21
 User: 0

Jnl. Entry #	Trx. Date	Ref #	Agency	Fund	Rev Code	Ledger	Ledger Desc.	Description	Debit Amount	Credit Amount
1656856	12/4/2019	Various Ch	0960	SMP0500	4033002000	999	Fund Cash Account		250.00	
1656856	12/4/2019	Various Ch	0930	TLR0000	4041028000	999	Fund Cash Account		1,000.00	
Totals for: 12/4/2019							Count: 5		1,735.00	1,735.00
1658024	12/5/2019	NSF Check	0069	ARK0000	4099999900	120	DF&A Chargebacks			46,189.03
1658024	12/5/2019	NSF Check	0610	AGA0000	4010005000	999	Fund Cash Account	008008678	1,812.87	
1658024	12/5/2019	NSF Check	0610	AGA0000	4010007000	999	Fund Cash Account	008008678	209.62	
1658024	12/5/2019	NSF Check	0610	ARH0000	4040006000	999	Fund Cash Account	008008678	35,000.00	
1658024	12/5/2019	NSF Check	0610	AGA0000	4010001001	999	Fund Cash Account	008008678	8,670.64	
1658024	12/5/2019	NSF Check	0930	TUT0000	4021009001	999	Fund Cash Account	008008678	495.90	
Totals for: 12/5/2019							Count: 6		46,189.03	46,189.03
1658860	12/9/2019	Various ch	0069	ARK0000	4099999900	122	Other Chargebacks			101.50
1658860	12/9/2019	Various ch	0710	PWP2500	4047099000	999	Fund Cash Account		50.00	
1658860	12/9/2019	Various ch	0960	SEF0100	4031005000	999	Fund Cash Account		19.00	
1658860	12/9/2019	Various ch	0990	MJA0100	4031005000	999	Fund Cash Account		10.00	
1658860	12/9/2019	Various ch	0960	SEF0100	4041061000	999	Fund Cash Account		22.50	
Totals for: 12/9/2019							Count: 5		101.50	101.50
1659774	12/11/2019	NSF Check	0069	ARK0000	4099999900	120	DF&A Chargebacks			30,608.42
1659774	12/11/2019	NSF Check	0610	AGA0000	4010005000	999	Fund Cash Account	008008684	2,972.07	
1659774	12/11/2019	NSF Check	0610	AGA0000	4010006000	999	Fund Cash Account	008008684	100.00	
1659774	12/11/2019	NSF Check	0610	AGA0000	4010001001	999	Fund Cash Account	008008684	27,436.35	
1659774	12/11/2019	NSF Check	0610	AGA0000	4010000900	999	Fund Cash Account	008008684	100.00	
Totals for: 12/11/2019							Count: 5		30,608.42	30,608.42

Run Date: 1/2/2020
 Run Time: 11:48:43AM

Checks Charged Off Detail

Start Date: 7/1/2019 End Date: 12/31/2019

Page: 22
 User: 0

Jnl. Entry #	Trx. Date	Ref #	Agency	Fund	Rev Code	Ledger	Ledger Desc.	Description	Debit Amount	Credit Amount
1660270	12/13/2019	Various Ch0069	ARK0000	ARK0000	4099999900	122	Other Chargebacks			305.00
1660270	12/13/2019	Various Ch0425	NBS0500	NBS0500	4043002000	999	Fund Cash Account		85.00	
1660270	12/13/2019	Various Ch9914	MPH0001	MPH0001	4048003000	999	Fund Cash Account		220.00	
Totals for: 12/13/2019							Count: 3		305.00	305.00
1660983	12/16/2019	REV CHG 0069	ARK0000	ARK0000	4099999900	120	DF&A Chargebacks			4,301.25
1660983	12/16/2019	REV CHG 0630	TAX0000	TAX0000	4040016000	999	Fund Cash Account		4,301.25	
Totals for: 12/16/2019							Count: 2		4,301.25	4,301.25
1661810	12/18/2019	NSF Check0069	ARK0000	ARK0000	4099999900	120	DF&A Chargebacks			46,076.85
1661810	12/18/2019	NSF Check0610	AGA0000	AGA0000	4010005000	999	Fund Cash Account	008008691	15,537.54	
1661810	12/18/2019	NSF Check0610	AGA0000	AGA0000	4010007000	999	Fund Cash Account	008008691	12,685.27	
1661810	12/18/2019	NSF Check0610	AGA0000	AGA0000	4010001001	999	Fund Cash Account	008008691	16,858.20	
1661810	12/18/2019	NSF Check0610	AGA0000	AGA0000	4010000900	999	Fund Cash Account	008008691	995.84	
Totals for: 12/18/2019							Count: 5		46,076.85	46,076.85
1663552	12/20/2019	Various Ch0069	ARK0000	ARK0000	4099999900	122	Other Chargebacks			280.00
1663552	12/20/2019	Various Ch0710	PWP2500	PWP2500	4047099000	999	Fund Cash Account		280.00	
Totals for: 12/20/2019							Count: 2		280.00	280.00
1664821	12/27/2019	NSF Check0069	ARK0000	ARK0000	4099999900	120	DF&A Chargebacks			48,868.42
1664821	12/27/2019	NSF Check0610	AGA0000	AGA0000	4010005000	999	Fund Cash Account	008008701	10,320.73	
1664821	12/27/2019	NSF Check0610	AGA0000	AGA0000	4010006000	999	Fund Cash Account	008008701	13,600.00	
1664821	12/27/2019	NSF Check0610	AGA0000	AGA0000	4010007000	999	Fund Cash Account	008008701	15,454.63	
1664821	12/27/2019	NSF Check0610	AGA0000	AGA0000	4010001001	999	Fund Cash Account	008008701	5,026.00	
1664821	12/27/2019	NSF Check0610	AGA0000	AGA0000	4010000900	999	Fund Cash Account	008008701	558.00	

Run Date: 1/2/2020
 Run Time: 11:48:43AM

Checks Charged Off Detail

Start Date: 7/1/2019 End Date: 12/31/2019

Page: 23
 User: 0

Jnl. Entry #	Trx. Date	Ref #	Agency	Fund	Rev Code	Ledger	Ledger Desc.	Description	Debit Amount	Credit Amount
1664821	12/27/2019	NSF Check	0326	SRP0100	4021007000	999	Fund Cash Account	008008701	3,909.06	
Totals for: 12/27/2019							Count: 7		48,868.42	48,868.42
1665260	12/30/2019	Various Ch	0069	ARK0000	4099999900	122	Other Chargebacks			1,259.00
1665260	12/30/2019	Various Ch	0425	TIE0100	4041044000	999	Fund Cash Account		20.00	
1665260	12/30/2019	Various Ch	0425	TSI4500	4031026000	999	Fund Cash Account		70.00	
1665260	12/30/2019	Various Ch	0645	BAA0100	4031068000	999	Fund Cash Account		35.00	
1665260	12/30/2019	Various Ch	0645	BAA0100	4033029000	999	Fund Cash Account		100.00	
1665260	12/30/2019	Various Ch	0645	BAA0100	4038004000	999	Fund Cash Account		25.00	
1665260	12/30/2019	Various Ch	0645	BAA0100	4043003000	999	Fund Cash Account		110.00	
1665260	12/30/2019	Various Ch	0645	SHL0000	4033010000	999	Fund Cash Account		275.00	
1665260	12/30/2019	Various Ch	0385	NVA0000	4044003000	999	Fund Cash Account		465.00	
1665260	12/30/2019	Various Ch	0645	BAA0100	4042003000	999	Fund Cash Account		17.00	
1665260	12/30/2019	Various Ch	0645	MMT0200	4033027000	999	Fund Cash Account		80.00	
1665260	12/30/2019	Various Ch	0645	SMI0000	4031102000	999	Fund Cash Account		50.00	
1665260	12/30/2019	Various Ch	0645	THL0300	4041028000	999	Fund Cash Account		12.00	
Totals for: 12/30/2019							Count: 13		1,259.00	1,259.00
1665578	12/31/2019	NSF Check	0069	ARK0000	4099999900	120	DF&A Chargebacks			8,288.32
1665578	12/31/2019	NSF Check	0610	AGA0000	4010005000	999	Fund Cash Account	008008706	118.00	
1665578	12/31/2019	NSF Check	0610	AGA0000	4010001001	999	Fund Cash Account	008008706	7,670.32	
1665578	12/31/2019	NSF Check	0610	AGA0000	4010000900	999	Fund Cash Account	008008706	500.00	
Totals for: 12/31/2019							Count: 4		8,288.32	8,288.32
Grand Total							Count: 449		1,453,628.82	1,453,628.82

Run Date: 1/2/2020
 Run Time: 11:51:08AM

Demand Account Activity

Start Date: 12/31/2019 End Date: 12/31/2019

Page: 1
 User: 0

Jnl. Entry	Ref #	Trx. Date	Ledger	Debit Amount	Credit Amount	
230 - Regions Bank						
1665619	2017681	12/31/2019	230	113,660.03		
1665698	2017777	12/31/2019	230	19,091.32		
1665701	2017785	12/31/2019	230	10,719.91		
1665697	2017776	12/31/2019	230	3,013.34		
Totals for: 230 - Regions Bank				Count: 4	146,484.60	0.00
270 - Bank Of America						
1665583	Back Out Journal Er	12/31/2019	270	15,000,000.00		
1665346	202701207 AIRS TA	12/31/2019	270	11,997,395.70		
1665611	2017671	12/31/2019	270	8,878,462.39		
1665326	203981201	12/31/2019	270	6,596,138.89		
1665646	2017719	12/31/2019	270	4,646,264.00		
1665719	Correct Journal Entr	12/31/2019	270	3,000,000.00		
1665318	204721201	12/31/2019	270	2,057,005.24		
1665662	2017736	12/31/2019	270	1,438,182.89		
1665628	2017694	12/31/2019	270	628,256.50		
1665626	2017692	12/31/2019	270	542,838.77		
1665693	2017771	12/31/2019	270	347,013.72		
1665652	2017726	12/31/2019	270	197,489.68		
1665703	2017787	12/31/2019	270	182,748.81		
1665631	2017698	12/31/2019	270	178,867.94		
1665633	2017701	12/31/2019	270	173,619.21		
1665634	2017702	12/31/2019	270	160,616.61		
1665632	2017699	12/31/2019	270	138,565.92		
1665635	2017703	12/31/2019	270	100,085.62		
1665688	2017766	12/31/2019	270	95,407.75		
1665690	2017768	12/31/2019	270	91,298.93		
1665636	2017704	12/31/2019	270	89,077.21		
1665691	2017769	12/31/2019	270	63,392.13		
1665702	2017786	12/31/2019	270	36,501.28		
1665704	2017788	12/31/2019	270	35,518.91		
1665348	202701209 AIRS DE	12/31/2019	270	30,513.24		
1665696	2017775	12/31/2019	270	29,589.20		
1665643	2017715	12/31/2019	270	26,962.95		
1665705	2017789	12/31/2019	270	20,797.90		
1665699	2017778	12/31/2019	270	18,861.66		
1665706	2017790	12/31/2019	270	16,711.37		
1665692	2017770	12/31/2019	270	16,100.00		
1665648	2017721	12/31/2019	270	14,267.39		
1665605	2017660	12/31/2019	270	10,880.00		
1665630	2017697	12/31/2019	270	10,327.73		
1665604	2017659	12/31/2019	270	8,995.00		
1665650	2017724	12/31/2019	270	7,188.23		
1665659	2017733	12/31/2019	270	5,679.09		
1665653	2017727	12/31/2019	270	4,324.29		
1665637	2017705	12/31/2019	270	3,681.56		
1665325	203001205	12/31/2019	270	3,000.00		
1665641	2017713	12/31/2019	270	1,986.57		
1665609	2017667	12/31/2019	270	1,985.00		
1665695	2017773	12/31/2019	270	1,781.68		
1665642	2017714	12/31/2019	270	1,616.00		
1665607	2017664	12/31/2019	270	1,513.50		
1665622	2017685	12/31/2019	270	1,290.00		
1665654	2017728	12/31/2019	270	1,193.82		

Run Date: 1/2/2020
 Run Time: 11:51:08AM

Demand Account Activity

Start Date: 12/31/2019 End Date: 12/31/2019

Page: 2
 User: 0

Jnl. Entry	Ref #	Trx. Date	Ledger	Debit Amount	Credit Amount	
1665627	2017693	12/31/2019	270	1,152.75		
1665608	2017666	12/31/2019	270	1,030.00		
1665610	2017669	12/31/2019	270	1,018.00		
1665621	2017683	12/31/2019	270	857.50		
1665657	2017731	12/31/2019	270	795.00		
1665707	2017791	12/31/2019	270	698.13		
1665625	2017691	12/31/2019	270	550.00		
1665623	2017687	12/31/2019	270	310.00		
1665347	202701208 AIRS DE	12/31/2019	270	271.99		
1665612	2017672	12/31/2019	270	250.00		
1665655	2017729	12/31/2019	270	180.00		
1665658	2017732	12/31/2019	270	162.00		
1665624	2017688	12/31/2019	270	100.00		
1665656	2017730	12/31/2019	270	100.00		
1665314	202701201	12/31/2019	270	86.30		
1665606	2017661	12/31/2019	270	80.00		
1665315	202701202	12/31/2019	270		5,837,948.96	
1665316	202701203	12/31/2019	270		8,878,462.39	
1665317	202701204	12/31/2019	270		13,023,589.60	
1665582	202701201	12/31/2019	270		15,000,000.00	
1665594	202701201	12/31/2019	270		15,000,000.00	
1665595	8008705 EFT REV 1	12/31/2019	270		126,520.99	
1665718	Back Out Journal Er	12/31/2019	270		3,000.00	
Totals for:	270 - Bank Of America			Count: 70	56,921,635.95	57,869,521.94

Run Date: 1/2/2020
 Run Time: 11:51:08AM

Demand Account Activity

Start Date: 12/31/2019 End Date: 12/31/2019

Page: 3
 User: 0

Jnl. Entry	Ref #	Trx. Date	Ledger	Debit Amount	Credit Amount	
<u>300 - Simmons Pine Bluff</u>						
1665594	202701201	12/31/2019	300	15,000,000.00		
1665341	203001209 AIRS TA	12/31/2019	300	11,837,659.35		
1665343	203001211 AIRS DE	12/31/2019	300	3,158,127.92		
1665313	203001203	12/31/2019	300	2,873,969.31		
1665349	Back Out Journal Er	12/31/2019	300	28,370.10		
1665345	203001213 AIRS DE	12/31/2019	300	18,773.31		
1665340	203001208 AIRS TA	12/31/2019	300	10,692.68		
1665339	203001207 AIRS TA	12/31/2019	300	8,213.70		
1665342	203001210 AIRS TA	12/31/2019	300	6,031.00		
1665311	203001201	12/31/2019	300	3,245.85		
1665718	Back Out Journal Er	12/31/2019	300	3,000.00		
1665344	203001212 AIRS DE	12/31/2019	300	695.00		
1665312	203001202	12/31/2019	300	260.00		
1665323	203001204	12/31/2019	300		28,370.10	
1665325	203001205	12/31/2019	300		3,000.00	
1665580	Correct Journal Entr	12/31/2019	300		28,270.10	
1665719	Correct Journal Entr	12/31/2019	300		3,000,000.00	
Totals for: 300 - Simmons Pine Bluff				Count: 17	32,949,038.22	3,059,640.20

Run Date: 1/2/2020
 Run Time: 11:51:08AM

Demand Account Activity

Start Date: 12/31/2019 End Date: 12/31/2019

Page: 4
 User: 0

Jnl. Entry	Ref #	Trx. Date	Ledger	Debit Amount	Credit Amount	
<u>398 - BAML-Safekeeping</u>						
1665330	204301201	12/31/2019	398	21,470,037.36		
1665329	205021201	12/31/2019	398	10,086,250.00		
1665712	2017797	12/31/2019	398	29,962.64		
1665711	2017796	12/31/2019	398	7,500.00		
1665326	203981201	12/31/2019	398		6,596,138.89	
1665327	203981202	12/31/2019	398		24,997,611.11	
Totals for: 398 - BAML-Safekeeping				Count: 6	31,593,750.00	31,593,750.00
Grand Total				Count: 97	121,610,908.77	92,522,912.14

Run Date: 1/2/2020
 Run Time: 11:52:29AM

Demand Account Activity

Start Date: 7/1/2019 End Date: 12/31/2019

Page: 1
 User: 0

<u>Jnl. Entry</u>	<u>Ref #</u>	<u>Trx. Date</u>	<u>Ledger</u>	<u>Debit Amount</u>	<u>Credit Amount</u>	
225 - US Bank						
1603913	2000566	7/10/2019	225	3.04		
1606080	202700703	7/17/2019	225	6,500.00		
1607246	202250701	7/18/2019	225		6,300.00	
1615556	2003723	8/12/2019	225	3.14		
1626314	2007519	9/10/2019	225	3.15		
1638435	2010465	10/10/2019	225	3.05		
1649594	2013360	11/12/2019	225	3.15		
1659881	2016179	12/11/2019	225	3.05		
Totals for: 225 - US Bank				Count: 8	6,518.58	6,300.00
230 - Regions Bank						
1601053	192300701	7/3/2019	230		1,000,000.00	
1601222	2000082	7/5/2019	230	8,919,764.00		
1601229	2000089	7/5/2019	230	219,199.23		
1601232	2000092	7/5/2019	230	137,137.79		
1601230	2000090	7/5/2019	230	93,660.70		
1601227	2000087	7/5/2019	230	35,313.41		
1601231	2000091	7/5/2019	230	16,985.80		
1601228	2000088	7/5/2019	230	1,805.11		
1601142	2300701	7/5/2019	230		9,000,000.00	
1602389	2000183	7/8/2019	230	391,545.96		
1602390	2000186	7/8/2019	230	7,912.76		
1602391	2000187	7/8/2019	230	281.50		
1603469	2000367	7/9/2019	230	58,346.06		
1603466	2000363	7/9/2019	230	26,398.61		
1603500	2000403	7/9/2019	230	348.79		
1603465	2000362	7/9/2019	230	5.48		
1603467	2000365	7/9/2019	230	0.11		
1602444	192700706	7/9/2019	230		1,000,000.00	
1603886	2000534	7/10/2019	230	4,773,089.00		
1603959	2000623	7/10/2019	230	162,791.70		
1603904	2000557	7/10/2019	230	2,964.80		
1603903	2000556	7/10/2019	230	105.39		
1603822	192700726	7/10/2019	230		4,000,000.00	
1604315	2000657	7/11/2019	230	17,916.62		
1604353	2000699	7/11/2019	230	3,000.00		
1604311	2000653	7/11/2019	230	2,820.09		
1604318	2000660	7/11/2019	230	367.16		
1603973	192700708	7/11/2019	230		1,000,000.00	
1604685	2000754	7/12/2019	230	263,497.40		
1604678	2000746	7/12/2019	230	105,607.77		
1604677	2000745	7/12/2019	230	25,000.00		
1604741	2000816	7/12/2019	230	687.05		
1604681	2000750	7/12/2019	230	475.59		
1604684	2000753	7/12/2019	230	15.87		
1605169	2001005	7/15/2019	230	684,237.65		
1605170	2001006	7/15/2019	230	246,960.00		
1605099	2000921	7/15/2019	230	21,205.86		
1605107	2000932	7/15/2019	230	3.66		
1605106	2000931	7/15/2019	230	0.91		
1605636	2001046	7/16/2019	230	19,441,089.56		
1605638	2001048	7/16/2019	230	1,174,507.57		
1605668	2001083	7/16/2019	230	93,640.40		
1605611	2001021	7/16/2019	230	70,777.00		

Run Date: 1/2/2020
 Run Time: 11:52:29AM

Demand Account Activity

Page: 2
 User: 0

Start Date: 7/1/2019 End Date: 12/31/2019

Jnl. Entry	Ref #	Trx. Date	Ledger	Debit Amount	Credit Amount
1605624	2001034	7/16/2019	230	25,200.00	
1605659	2001073	7/16/2019	230	14.00	
1605575	202300701	7/16/2019	230		22,000,000.00
1606195	2001303	7/17/2019	230	148,045.30	
1606194	2001302	7/17/2019	230	23,523.68	
1607316	2001366	7/18/2019	230	10,883,582.00	
1607402	2001484	7/18/2019	230	834,953.00	
1607318	2001368	7/18/2019	230	144,819.01	
1607333	2001391	7/18/2019	230	59,008.97	
1607317	2001367	7/18/2019	230	54,426.00	
1607330	2001388	7/18/2019	230	41,676.42	
1607329	2001387	7/18/2019	230	1,801.80	
1607327	2001381	7/18/2019	230	286.23	
1607245	203000701	7/18/2019	230		11,000,000.00
1607889	2001521	7/19/2019	230	9,407.91	
1607909	2001551	7/19/2019	230	542.44	
1607908	2001550	7/19/2019	230	189.72	
1607906	2001548	7/19/2019	230	1.66	
1607424	202300701	7/19/2019	230		1,000,000.00
1608449	2001761	7/22/2019	230	181,677.60	
1608415	2001725	7/22/2019	230	2,656.77	
1608412	2001721	7/22/2019	230	1,885.01	
1608410	2001719	7/22/2019	230	851.03	
1608411	2001720	7/22/2019	230	502.09	
1608406	2001714	7/22/2019	230	242.85	
1608813	2001794	7/23/2019	230	438,815.64	
1608919	2001930	7/23/2019	230	24,000.00	
1608863	2001855	7/23/2019	230	10,000.00	
1608835	2001822	7/23/2019	230	9,615.15	
1608789	2001768	7/23/2019	230	310.86	
1608838	2001825	7/23/2019	230	46.21	
1609381	2002062	7/24/2019	230	7,625,507.00	
1609351	2002019	7/24/2019	230	192.18	
1609350	2002018	7/24/2019	230	110.12	
1609259	2023000701	7/24/2019	230		1,000,000.00
1609877	2002098	7/25/2019	230	25,000.00	
1609886	2002107	7/25/2019	230	20,618.82	
1609884	2002105	7/25/2019	230	20,309.93	
1609880	2002101	7/25/2019	230	11,889.58	
1609883	2002104	7/25/2019	230	906.47	
1609887	2002109	7/25/2019	230	157.06	
1609882	2002103	7/25/2019	230	81.97	
1609606	202300701	7/25/2019	230		7,000,000.00
1610425	2002257	7/26/2019	230	228,570.61	
1610424	2002256	7/26/2019	230	19,144.07	
1610451	2002292	7/26/2019	230	41.66	
1610889	2002440	7/29/2019	230	149,608.55	
1610836	2002372	7/29/2019	230	13,783.11	
1610853	2002395	7/29/2019	230	5,191.27	
1610832	2002368	7/29/2019	230	4,830.15	
1610852	2002394	7/29/2019	230	2.61	
1610781	192700711	7/29/2019	230		1,000,000.00
1611245	2002488	7/30/2019	230	139,678.65	
1611279	2002536	7/30/2019	230	114,179.11	
1611282	2002539	7/30/2019	230	453.79	
1611695	2002657	7/31/2019	230	9,926,293.00	

Run Date: 1/2/2020
 Run Time: 11:52:29AM

Demand Account Activity

Start Date: 7/1/2019 End Date: 12/31/2019

Page: 3
 User: 0

Jnl. Entry	Ref #	Trx. Date	Ledger	Debit Amount	Credit Amount
1611744	2002714	7/31/2019	230	149,480.46	
1611743	2002713	7/31/2019	230	17,288.84	
1611714	2002680	7/31/2019	230	13,133.18	
1611727	2002696	7/31/2019	230	4,375.21	
1611659	2002615	7/31/2019	230	2,166.00	
1611726	2002695	7/31/2019	230	2,049.64	
1611724	2002693	7/31/2019	230	22.40	
1611621	192700710	7/31/2019	230		10,000,000.00
1612055	2002798	8/1/2019	230	184,453.02	
1612062	2002809	8/1/2019	230	61,880.82	
1612004	2002733	8/1/2019	230	54,854.00	
1612065	2002812	8/1/2019	230	31,758.92	
1612000	2002729	8/1/2019	230	356.40	
1612064	2002811	8/1/2019	230	37.74	
1613214	2002929	8/2/2019	230	112,952.15	
1613164	2002842	8/2/2019	230	104,017.81	
1613221	2002936	8/2/2019	230	15,592.00	
1613213	2002928	8/2/2019	230	45.59	
1613569	2003032	8/5/2019	230	103,518.81	
1613589	2003068	8/5/2019	230	50,000.00	
1613535	2002990	8/5/2019	230	25,000.00	
1613534	2002988	8/5/2019	230	21,919.20	
1613489	203000801	8/5/2019	230		1,000,000.00
1613988	2003207	8/6/2019	230	429,480.42	
1613906	2003101	8/6/2019	230	181,275.93	
1613949	2003159	8/6/2019	230	5,811.73	
1613950	2003160	8/6/2019	230	116.20	
1614327	2003253	8/7/2019	230	5,930,697.00	
1614309	2003228	8/7/2019	230	10,046.11	
1614287	202300801	8/7/2019	230		6,000,000.00
1614739	2003429	8/8/2019	230	63,894.46	
1614684	2003357	8/8/2019	230	35,721.18	
1614689	2003362	8/8/2019	230	22,011.52	
1614724	2003403	8/8/2019	230	10,885.62	
1614743	2003433	8/8/2019	230	1,796.49	
1614683	2003356	8/8/2019	230	840.00	
1614665	202300801	8/8/2019	230		1,000,000.00
1615117	2003494	8/9/2019	230	61,707.96	
1615104	2003481	8/9/2019	230	20,000.00	
1615169	2003574	8/9/2019	230	3,920.88	
1615103	2003480	8/9/2019	230	210.00	
1615522	2003671	8/12/2019	230	29,510.47	
1615576	2003754	8/12/2019	230	9,037.24	
1615550	2003717	8/12/2019	230	1,568.12	
1615558	2003725	8/12/2019	230	436.00	
1615898	2003800	8/13/2019	230	168,734.13	
1615895	2003797	8/13/2019	230	121,328.19	
1615952	2003866	8/13/2019	230	2,611.78	
1616393	2004065	8/14/2019	230	147,439.85	
1616357	2004014	8/14/2019	230	57,928.00	
1616345	2004002	8/14/2019	230	22,720.05	
1616392	2004064	8/14/2019	230	17,288.81	
1616349	2004006	8/14/2019	230	6,604.72	
1616348	2004005	8/14/2019	230	10.27	
1616308	2003951	8/14/2019	230	9.89	
1616347	2004004	8/14/2019	230	0.89	

Run Date: 1/2/2020
 Run Time: 11:52:29AM

Demand Account Activity

Start Date: 7/1/2019 End Date: 12/31/2019

Page: 4
 User: 0

Jnl. Entry	Ref #	Trx. Date	Ledger	Debit Amount	Credit Amount
1618004	2004089	8/15/2019	230	8,497,866.00	
1618024	2004117	8/15/2019	230	568,245.00	
1617994	2004078	8/15/2019	230	136,141.41	
1618043	2004139	8/15/2019	230	60,353.72	
1618042	2004138	8/15/2019	230	33,402.17	
1618030	2004123	8/15/2019	230	2,909.98	
1618031	2004124	8/15/2019	230	39.49	
1616418	202300801	8/15/2019	230		9,000,000.00
1618467	2004253	8/16/2019	230	91,664.41	
1618507	2004298	8/16/2019	230	4,837.21	
1618520	2004312	8/16/2019	230	434.68	
1618406	202300801	8/16/2019	230		1,000,000.00
1618865	2004405	8/19/2019	230	254,105.40	
1618903	2004449	8/19/2019	230	57,228.42	
1618843	2004376	8/19/2019	230	855.00	
1618902	2004448	8/19/2019	230	45.25	
1619704	2004517	8/20/2019	230	171,583.89	
1619739	2004573	8/20/2019	230	169,590.20	
1619736	2004570	8/20/2019	230	18,364.17	
1620197	2004721	8/21/2019	230	108,282.09	
1620194	2004718	8/21/2019	230	23,919.41	
1620590	2004815	8/22/2019	230	11,411,311.00	
1620674	2004914	8/22/2019	230	200,000.00	
1620679	2004919	8/22/2019	230	154,720.69	
1620567	2004786	8/22/2019	230	36,740.48	
1620608	2004833	8/22/2019	230	10,252.88	
1620607	2004832	8/22/2019	230	76.33	
1620521	192700809	8/22/2019	230		12,000,000.00
1621016	2004983	8/23/2019	230	176,477.37	
1621009	2004976	8/23/2019	230	25,000.00	
1621068	2005048	8/23/2019	230	634.68	
1621412	2005071	8/26/2019	230	61,360.82	
1621440	2005110	8/26/2019	230	23,113.47	
1621499	2005181	8/26/2019	230	22,448.00	
1621447	2005121	8/26/2019	230	72.44	
1621838	2005228	8/27/2019	230	370,282.41	
1621802	2005189	8/27/2019	230	164,843.00	
1621864	2005265	8/27/2019	230	61,366.81	
1621805	2005192	8/27/2019	230	24,057.53	
1621863	2005264	8/27/2019	230	578.48	
1621862	2005263	8/27/2019	230	0.63	
1621783	202300801	8/27/2019	230		1,000,000.00
1622314	2006458	8/28/2019	230	416,652.00	
1622316	2006460	8/28/2019	230	156,601.21	
1622327	2006473	8/28/2019	230	54,488.00	
1622315	2006459	8/28/2019	230	17,288.77	
1622309	2006453	8/28/2019	230	101.97	
1623396	2006479	8/29/2019	230	10,873,154.00	
1623417	2006503	8/29/2019	230	144,311.03	
1623428	2006524	8/29/2019	230	31,769.07	
1623427	2006523	8/29/2019	230	10,206.84	
1623424	2006520	8/29/2019	230	824.61	
1623426	2006522	8/29/2019	230	31.27	
1623379	202300801	8/29/2019	230		11,000,000.00
1623826	2006621	8/30/2019	230	244,060.82	
1623818	2006613	8/30/2019	230	2,095.77	

Run Date: 1/2/2020
 Run Time: 11:52:29AM

Demand Account Activity

Page: 5
 User: 0

Start Date: 7/1/2019 End Date: 12/31/2019

Jnl. Entry	Ref #	Trx. Date	Ledger	Debit Amount	Credit Amount
1623814	2006609	8/30/2019	230	712.89	
1623817	2006612	8/30/2019	230	37.27	
1623766	202300801	8/30/2019	230		1,000,000.00
1624339	2006751	9/3/2019	230	93,363.44	
1624320	2006729	9/3/2019	230	63,597.20	
1624319	2006728	9/3/2019	230	0.41	
1624681	2006844	9/4/2019	230	95,773.60	
1624679	2006842	9/4/2019	230	31,736.00	
1624629	Correct Bank Ledger	9/4/2019	230	25,000.00	
1624680	2006843	9/4/2019	230	23,303.04	
1625012	2006911	9/5/2019	230	6,897,774.00	
1625019	2006918	9/5/2019	230	192,885.72	
1625059	2006961	9/5/2019	230	103,152.42	
1625069	2006972	9/5/2019	230	1,621.76	
1625052	2006954	9/5/2019	230	859.79	
1625054	2006956	9/5/2019	230	426.08	
1624947	202300901	9/5/2019	230		7,000,000.00
1625497	2007148	9/6/2019	230	502,211.00	
1625447	2007078	9/6/2019	230	41,520.45	
1625496	2007147	9/6/2019	230	7,351.00	
1625444	2007075	9/6/2019	230	972.90	
1625494	2007145	9/6/2019	230	661.81	
1625404	202300901	9/6/2019	230		1,000,000.00
1625916	2007338	9/9/2019	230	584,289.77	
1625917	2007339	9/9/2019	230	207,566.40	
1625846	2007231	9/9/2019	230	45,194.86	
1625893	2007296	9/9/2019	230	11,892.36	
1625894	2007297	9/9/2019	230	11,478.90	
1625850	2007245	9/9/2019	230	7,140.00	
1625919	2007341	9/9/2019	230	6,360.95	
1625918	2007340	9/9/2019	230	5,889.14	
1625895	2007298	9/9/2019	230	4,497.62	
1625920	2007342	9/9/2019	230	1,845.00	
1625921	2007343	9/9/2019	230	1,388.42	
1625930	192700912	9/9/2019	230		1,000,000.00
1626270	2007436	9/10/2019	230	74,593.42	
1626322	2007527	9/10/2019	230	58,072.82	
1626321	2007526	9/10/2019	230	35,077.59	
1626275	2007463	9/10/2019	230	31,995.56	
1626319	2007524	9/10/2019	230	1,076.04	
1626274	2007462	9/10/2019	230	550.37	
1626746	2007675	9/11/2019	230	7,661,893.00	
1626725	2007636	9/11/2019	230	143,580.77	
1626738	2007663	9/11/2019	230	56,598.00	
1626752	2007681	9/11/2019	230	17,288.78	
1626722	2007633	9/11/2019	230	335.07	
1626672	2007548	9/11/2019	230	210.00	
1626718	2007629	9/11/2019	230	123.93	
1626655	192700908	9/11/2019	230		8,000,000.00
1628000	2007753	9/12/2019	230	627,799.33	
1627975	2007718	9/12/2019	230	173,454.26	
1627997	2007750	9/12/2019	230	60,537.37	
1627999	2007752	9/12/2019	230	1,724.83	
1628413	2007880	9/13/2019	230	89,388.57	
1628426	2007903	9/13/2019	230	46,013.59	
1628427	2007904	9/13/2019	230	2,231.84	

Run Date: 1/2/2020
 Run Time: 11:52:29AM

Demand Account Activity

Page: 6
 User: 0

Start Date: 7/1/2019 End Date: 12/31/2019

Jnl. Entry	Ref #	Trx. Date	Ledger	Debit Amount	Credit Amount
1628344	192700901	9/13/2019	230		1,000,000.00
1628823	2007979	9/16/2019	230	17,136.29	
1628845	2008003	9/16/2019	230	6,581.34	
1628862	2008036	9/16/2019	230	4,863.18	
1628912	2008091	9/16/2019	230	766.11	
1628863	2008037	9/16/2019	230	97.20	
1629243	2008130	9/17/2019	230	196,700.82	
1629276	2008174	9/17/2019	230	20,399.91	
1629282	2008182	9/17/2019	230	1,166.79	
1629279	2008179	9/17/2019	230	45.25	
1629737	2008363	9/18/2019	230	745,479.00	
1630302	2008434	9/19/2019	230	23,203,267.00	
1630335	2008480	9/19/2019	230	6,616.27	
1630345	2008492	9/19/2019	230	413.04	
1630344	2008491	9/19/2019	230	383.23	
1630277	202300901	9/19/2019	230		24,000,000.00
1630718	2008590	9/20/2019	230	249,655.79	
1630706	2008577	9/20/2019	230	164,793.36	
1631146	2008755	9/23/2019	230	9,520.30	
1631126	2008733	9/23/2019	230	2,799.46	
1631149	2008758	9/23/2019	230	793.57	
1631145	2008754	9/23/2019	230	9.76	
1631022	202300901	9/23/2019	230		1,000,000.00
1631507	2008853	9/24/2019	230	23,700,000.00	
1631504	2008850	9/24/2019	230	493,171.61	
1631462	2008804	9/24/2019	230	215.00	
1631509	2008855	9/24/2019	230	4.46	
1631565	202300901	9/24/2019	230		24,000,000.00
1631963	2009011	9/25/2019	230	8,842,341.00	
1631934	2008960	9/25/2019	230	362,000.00	
1631948	2008995	9/25/2019	230	232,212.06	
1631997	2009057	9/25/2019	230	147,443.32	
1631920	2008946	9/25/2019	230	131,852.39	
1631964	2009012	9/25/2019	230	100,000.00	
1631917	2008942	9/25/2019	230	70,877.86	
1631915	2008940	9/25/2019	230	52,408.10	
1631947	2008994	9/25/2019	230	31,806.27	
1632012	2009073	9/25/2019	230	20,500.00	
1631976	2009028	9/25/2019	230	19,133.33	
1632000	2009060	9/25/2019	230	19,061.76	
1631913	2008938	9/25/2019	230	8,610.19	
1631912	2008937	9/25/2019	230	4,228.73	
1631914	2008939	9/25/2019	230	4,000.00	
1631866	202300901	9/25/2019	230		9,000,000.00
1632016	202300902	9/25/2019	230		1,000,000.00
1633195	2009126	9/26/2019	230	313,176.55	
1633163	2009092	9/26/2019	230	56,205.05	
1633162	2009091	9/26/2019	230	50,000.00	
1633190	2009121	9/26/2019	230	22,008.84	
1633245	2009201	9/26/2019	230	4,500.00	
1633189	2009120	9/26/2019	230	3,033.12	
1633610	2009256	9/27/2019	230	58,577.82	
1633613	2009259	9/27/2019	230	36,959.80	
1633539	202300901	9/27/2019	230		1,000,000.00
1634042	2009385	9/30/2019	230	24,297.08	
1634064	2009420	9/30/2019	230	5,847.09	

Run Date: 1/2/2020
 Run Time: 11:52:29AM

Demand Account Activity

Page: 7
 User: 0

Start Date: 7/1/2019 End Date: 12/31/2019

Jnl. Entry	Ref #	Trx. Date	Ledger	Debit Amount	Credit Amount
1634063	2009419	9/30/2019	230	5,442.65	
1634061	2009417	9/30/2019	230	4,092.48	
1634056	2009410	9/30/2019	230	2,858.29	
1634510	2009501	10/1/2019	230	452,685.61	
1634964	2009696	10/2/2019	230	882,010.32	
1634914	2009625	10/2/2019	230	51,675.39	
1635380	2009750	10/3/2019	230	137,398.36	
1635363	2009723	10/3/2019	230	65,347.24	
1635349	2009705	10/3/2019	230	25,000.00	
1635379	2009749	10/3/2019	230	320.95	
1635339	192701025	10/3/2019	230		1,000,000.00
1635778	2009886	10/4/2019	230	412,150.50	
1635763	2009868	10/4/2019	230	91,663.68	
1635758	2009851	10/4/2019	230	6,831.44	
1635732	2009824	10/4/2019	230	4,325.36	
1635777	2009885	10/4/2019	230	357.07	
1636168	2010020	10/7/2019	230	152,476.55	
1636160	2010011	10/7/2019	230	27,206.60	
1636166	2010018	10/7/2019	230	561.64	
1636104	202301001	10/7/2019	230		1,000,000.00
1636628	2010138	10/8/2019	230	152,123.14	
1636683	2010198	10/8/2019	230	52,292.59	
1636590	2010092	10/8/2019	230	50,000.00	
1636714	2010234	10/8/2019	230	25,620.00	
1636671	2010186	10/8/2019	230	3,259.00	
1636644	2010156	10/8/2019	230	1,319.38	
1636669	2010184	10/8/2019	230	109.50	
1637208	2010321	10/9/2019	230	11,301,969.00	
1637231	2010351	10/9/2019	230	141,135.44	
1637204	2010317	10/9/2019	230	57,941.02	
1637232	2010352	10/9/2019	230	17,288.79	
1637218	2010335	10/9/2019	230	146.83	
1637205	2010318	10/9/2019	230	116.23	
1637147	202301001	10/9/2019	230		12,000,000.00
1638421	2010449	10/10/2019	230	73,615.42	
1638381	2010402	10/10/2019	230	63,627.00	
1638426	2010456	10/10/2019	230	43,348.94	
1638432	2010462	10/10/2019	230	1,867.28	
1638425	2010455	10/10/2019	230	1,582.04	
1638853	2010527	10/11/2019	230	309,375.41	
1638854	2010530	10/11/2019	230	161,557.51	
1639253	2010706	10/14/2019	230	58,431.06	
1639266	2010722	10/14/2019	230	38,915.79	
1639263	2010719	10/14/2019	230	19,638.45	
1639264	2010720	10/14/2019	230	15,598.33	
1639249	2010702	10/14/2019	230	6,976.00	
1639828	2010883	10/15/2019	230	63,522,361.00	
1639753	2010793	10/15/2019	230	4,374.73	
1639754	2010794	10/15/2019	230	1,506.18	
1639772	2010812	10/15/2019	230	87.00	
1639710	202301001	10/15/2019	230		64,000,000.00
1640366	2011018	10/16/2019	230	911,736.97	
1640314	2010959	10/16/2019	230	153,029.26	
1640335	2010984	10/16/2019	230	34,556.62	
1640709	2011077	10/17/2019	230	25,000.00	
1640727	2011097	10/17/2019	230	4,589.20	

Run Date: 1/2/2020
 Run Time: 11:52:29AM

Demand Account Activity

Page: 8
 User: 0

Start Date: 7/1/2019 End Date: 12/31/2019

Jnl. Entry	Ref #	Trx. Date	Ledger	Debit Amount	Credit Amount
1640721	2011090	10/17/2019	230	4,582.35	
1640687	2011047	10/17/2019	230	2,213.00	
1640703	2011069	10/17/2019	230	2,109.45	
1640725	2011095	10/17/2019	230	355.75	
1640652	202301001	10/17/2019	230		1,000,000.00
1640917	2011296	10/18/2019	230	473,000.00	
1640831	2011177	10/18/2019	230	122,618.64	
1640865	2011217	10/18/2019	230	3,672.12	
1640853	2011200	10/18/2019	230	26.01	
1641801	2011360	10/21/2019	230	248,752.11	
1641795	2011353	10/21/2019	230	8,137.90	
1641804	2011363	10/21/2019	230	317.69	
1641800	2011359	10/21/2019	230	47.36	
1641753	192701011	10/21/2019	230		1,000,000.00
1642183	2011460	10/22/2019	230	65,000.00	
1642199	2011477	10/22/2019	230	26,193.50	
1642204	2011482	10/22/2019	230	7,334.45	
1642662	2011689	10/23/2019	230	5,604,413.00	
1642638	2011648	10/23/2019	230	141,721.10	
1642625	2011629	10/23/2019	230	56,016.00	
1642651	2011665	10/23/2019	230	17,288.81	
1642652	2011666	10/23/2019	230	13,000.00	
1642608	2011603	10/23/2019	230	583.12	
1642557	192701020	10/23/2019	230		6,000,000.00
1643840	2011756	10/24/2019	230	138,854.96	
1643789	2011698	10/24/2019	230	136,647.29	
1643837	2011753	10/24/2019	230	59,320.79	
1643839	2011755	10/24/2019	230	1,200.53	
1643885	2011817	10/24/2019	230	855.01	
1644187	2011828	10/25/2019	230	128,599.64	
1644221	2011871	10/25/2019	230	95,600.85	
1644760	2011973	10/28/2019	230	299,900.00	
1644739	2011952	10/28/2019	230	34,936.30	
1644781	2011996	10/28/2019	230	17,727.35	
1644779	2011994	10/28/2019	230	6,123.33	
1644788	2012005	10/28/2019	230	857.86	
1644722	202301001	10/28/2019	230		1,000,000.00
1645142	2012111	10/29/2019	230	185,623.89	
1645144	2012114	10/29/2019	230	40,452.64	
1645554	2012303	10/30/2019	230	3,898,729.00	
1645517	2012250	10/30/2019	230	3,685.58	
1645516	2012246	10/30/2019	230	1,299.50	
1645561	202301001	10/30/2019	230		4,000,000.00
1646087	2012396	10/31/2019	230	57,015.05	
1646073	2012375	10/31/2019	230	13,629.18	
1646123	2012442	10/31/2019	230	1,027.00	
1646441	2012545	11/1/2019	230	100,000.00	
1646379	2012466	11/1/2019	230	5,278.63	
1646418	2012516	11/1/2019	230	119.83	
1646772	2012647	11/4/2019	230	35,301.74	
1647118	2012726	11/5/2019	230	336,290.26	
1647117	2012725	11/5/2019	230	234,427.36	
1647116	2012724	11/5/2019	230	21,606.13	
1647102	2012701	11/5/2019	230	5,894.55	
1647610	2012945	11/6/2019	230	4,682,347.00	
1647612	2012947	11/6/2019	230	149,804.30	

Run Date: 1/2/2020
 Run Time: 11:52:29AM

Demand Account Activity

Page: 9
 User: 0

Start Date: 7/1/2019 End Date: 12/31/2019

Jnl. Entry	Ref #	Trx. Date	Ledger	Debit Amount	Credit Amount
1647611	2012946	11/6/2019	230	64,056.00	
1647613	2012948	11/6/2019	230	17,288.75	
1647558	2012866	11/6/2019	230	8,924.51	
1647559	2012867	11/6/2019	230	288.03	
1647514	202301101	11/6/2019	230		6,000,000.00
1648710	2013003	11/7/2019	230	149,813.83	
1648721	2013024	11/7/2019	230	106,941.90	
1648720	2013023	11/7/2019	230	62,258.26	
1648723	2013026	11/7/2019	230	1,081.22	
1648822	2013100	11/8/2019	230	70,090.27	
1648860	2013154	11/8/2019	230	65,462.41	
1648857	2013151	11/8/2019	230	11,430.09	
1648854	2013148	11/8/2019	230	6,764.54	
1648833	2013113	11/8/2019	230	3,340.35	
1648859	2013153	11/8/2019	230	420.00	
1649543	2013287	11/12/2019	230	145,072.92	
1649540	2013284	11/12/2019	230	17,615.40	
1649541	2013285	11/12/2019	230	4,623.32	
1649575	2013337	11/12/2019	230	225.18	
1649542	2013286	11/12/2019	230	108.20	
1649978	2013467	11/13/2019	230	3,274,781.00	
1649937	2013418	11/13/2019	230	13,482.02	
1649924	2013404	11/13/2019	230	3,230.20	
1649894	192701125	11/13/2019	230		4,000,000.00
1650367	2013497	11/14/2019	230	29,504.12	
1650445	2013601	11/14/2019	230	25,000.00	
1650394	2013541	11/14/2019	230	2,951.11	
1651142	2013754	11/15/2019	230	328,704.67	
1651062	2013633	11/15/2019	230	148,472.88	
1651128	2013724	11/15/2019	230	57,221.88	
1651108	2013693	11/15/2019	230	30,236.00	
1651107	2013692	11/15/2019	230	8,890.87	
1651138	2013749	11/15/2019	230	1,855.00	
1651543	2013820	11/18/2019	230	531,625.00	
1651604	2013890	11/18/2019	230	400,000.00	
1651533	2013808	11/18/2019	230	17,309.53	
1651529	2013804	11/18/2019	230	17,000.00	
1651500	2013771	11/18/2019	230	16,844.40	
1651552	2013831	11/18/2019	230	1,247.27	
1651964	2013932	11/19/2019	230	803,649.06	
1651991	2013965	11/19/2019	230	255,864.63	
1651998	2013972	11/19/2019	230	88,909.69	
1651992	2013966	11/19/2019	230	43,786.36	
1651989	2013963	11/19/2019	230	23,437.79	
1651874	202301101	11/19/2019	230		1,000,000.00
1652528	2014163	11/20/2019	230	30,165,183.00	
1652555	2014197	11/20/2019	230	145,324.64	
1652537	2014175	11/20/2019	230	67,103.00	
1652556	2014198	11/20/2019	230	19,133.33	
1652498	2014116	11/20/2019	230	2,945.60	
1652499	2014117	11/20/2019	230	142.48	
1652435	202301101	11/20/2019	230		32,000,000.00
1653996	2014252	11/21/2019	230	134,271.98	
1653992	2014232	11/21/2019	230	132,345.81	
1653982	2014210	11/21/2019	230	4,093.83	
1654461	2014423	11/22/2019	230	285,750.14	

Run Date: 1/2/2020
 Run Time: 11:52:29AM

Demand Account Activity

Page: 10
 User: 0

Start Date: 7/1/2019 End Date: 12/31/2019

Jnl. Entry	Ref #	Trx. Date	Ledger	Debit Amount	Credit Amount
1654472	2014447	11/22/2019	230	1,494.62	
1654471	2014446	11/22/2019	230	45.92	
1654935	2014643	11/25/2019	230	160,000.00	
1654875	2014554	11/25/2019	230	6,365.60	
1654882	2014571	11/25/2019	230	894.40	
1654821	202301101	11/25/2019	230		1,000,000.00
1655282	2014664	11/26/2019	230	5,716,941.00	
1655339	2014740	11/26/2019	230	551,335.55	
1655399	2014817	11/26/2019	230	54,000.00	
1655313	2014697	11/26/2019	230	33,507.30	
1655315	2014699	11/26/2019	230	4,396.58	
1655314	2014698	11/26/2019	230	4,383.24	
1654947	192701106	11/26/2019	230		5,000,000.00
1655813	2014873	11/27/2019	230	8,815.42	
1655807	2014867	11/27/2019	230	2,478.64	
1655804	2014864	11/27/2019	230	669.93	
1655806	2014866	11/27/2019	230	144.00	
1655718	192701104	11/27/2019	230		1,000,000.00
1656147	2014961	12/2/2019	230	279,131.61	
1656183	2015028	12/2/2019	230	26,000.00	
1656512	2015141	12/3/2019	230	144,525.21	
1656487	2015108	12/3/2019	230	130,394.78	
1656919	2015333	12/4/2019	230	135,034.87	
1656952	2015376	12/4/2019	230	72,524.51	
1656877	2015275	12/4/2019	230	28,000.00	
1656941	2015360	12/4/2019	230	17,288.76	
1656892	2015290	12/4/2019	230	1,377.88	
1656839	202301201	12/4/2019	230		1,000,000.00
1658063	2015386	12/5/2019	230	149,501.29	
1658089	2015429	12/5/2019	230	99,833.83	
1658066	2015396	12/5/2019	230	87,927.00	
1658458	2015535	12/6/2019	230	244,930.84	
1658547	2015667	12/6/2019	230	100,000.00	
1658491	2015582	12/6/2019	230	58,346.19	
1658501	2015597	12/6/2019	230	18,533.42	
1658482	2015571	12/6/2019	230	2,783.56	
1658861	2015671	12/9/2019	230	693,649.60	
1658885	2015729	12/9/2019	230	282,806.70	
1658927	2015821	12/9/2019	230	25,000.00	
1658881	2015724	12/9/2019	230	17,685.24	
1658849	202301201	12/9/2019	230		1,000,000.00
1659408	2015861	12/10/2019	230	210,223.83	
1659443	2015917	12/10/2019	230	35,533.41	
1659427	2015894	12/10/2019	230	24,043.71	
1659426	2015893	12/10/2019	230	1,219.43	
1659394	202301201	12/10/2019	230		1,000,000.00
1659799	2016013	12/11/2019	230	25,000.00	
1659849	2016102	12/11/2019	230	23,790.34	
1659893	2016195	12/11/2019	230	1,464.25	
1659843	2016092	12/11/2019	230	780.14	
1659884	2016182	12/11/2019	230	779.59	
1660205	2016207	12/12/2019	230	115,234.28	
1660211	2016221	12/12/2019	230	55,844.38	
1660218	2016240	12/12/2019	230	11,217.06	
1660603	2016347	12/13/2019	230	162,700.22	
1660592	2016335	12/13/2019	230	26,604.56	

Run Date: 1/2/2020
 Run Time: 11:52:29AM

Demand Account Activity

Page: 11
 User: 0

Start Date: 7/1/2019 End Date: 12/31/2019

Jnl. Entry	Ref #	Trx. Date	Ledger	Debit Amount	Credit Amount	
1660594	2016337	12/13/2019	230	24,620.00		
1661066	2016536	12/16/2019	230	36,725.57		
1661415	2016619	12/17/2019	230	166,107.62		
1661438	2016648	12/17/2019	230	35,105.49		
1661404	2016607	12/17/2019	230	1,385.40		
1661440	2016650	12/17/2019	230	466.14		
1661987	2016904	12/18/2019	230	140,399.07		
1661984	2016900	12/18/2019	230	37,190.00		
1661988	2016905	12/18/2019	230	17,288.79		
1661925	2016820	12/18/2019	230	1,171.21		
1661922	2016817	12/18/2019	230	181.13		
1661819	202301201	12/18/2019	230		1,000,000.00	
1663150	2016987	12/19/2019	230	136,818.86		
1663149	2016986	12/19/2019	230	59,298.58		
1663152	2016990	12/19/2019	230	54,784.07		
1663151	2016989	12/19/2019	230	2,786.85		
1663572	2017060	12/20/2019	230	411,634.81		
1663614	2017118	12/20/2019	230	167,366.38		
1663612	2017116	12/20/2019	230	51,699.30		
1663565	2017052	12/20/2019	230	1,309.00		
1663613	2017117	12/20/2019	230	9.16		
1664119	2017307	12/23/2019	230	20,753.97		
1664074	2017249	12/23/2019	230	5,219.29		
1664066	2017241	12/23/2019	230	1,156.74		
1664106	2017285	12/23/2019	230	400.00		
1664071	2017246	12/23/2019	230	164.10		
1664075	2017250	12/23/2019	230	160.66		
1664008	192701208	12/23/2019	230		1,000,000.00	
1664532	2017389	12/26/2019	230	777,647.36		
1664529	2017386	12/26/2019	230	31,147.67		
1664527	2017384	12/26/2019	230	6,311.07		
1664495	192701220	12/26/2019	230		1,000,000.00	
1664922	2017553	12/27/2019	230	24,690.69		
1664899	2017525	12/27/2019	230	844.93		
1665250	2017640	12/30/2019	230	25,000.00		
1665230	2017615	12/30/2019	230	474.05		
1665229	2017614	12/30/2019	230	34.93		
1665619	2017681	12/31/2019	230	113,660.03		
1665698	2017777	12/31/2019	230	19,091.32		
1665701	2017785	12/31/2019	230	10,719.91		
1665697	2017776	12/31/2019	230	3,013.34		
Totals for:	230 - Regions Bank		Count:	588	336,042,602.04	337,000,000.00

Run Date: 1/2/2020
 Run Time: 11:52:29AM

Demand Account Activity

Start Date: 7/1/2019 End Date: 12/31/2019

Page: 12
 User: 0

Jnl. Entry	Ref #	Trx. Date	Ledger	Debit Amount	Credit Amount	
<u>260 - Bank of the Ozarks</u>						
1603495	2000398	7/9/2019	260	311.50		
1615554	2003721	8/12/2019	260	367.69		
1615468	202600801	8/12/2019	260		25,000.00	
1621077	192700810	8/23/2019	260	200,000,000.00		
1626315	2007520	9/10/2019	260	93,683.79		
1629366	202600901	9/17/2019	260		48,000,000.00	
1638434	2010464	10/10/2019	260	309,527.15		
1638946	Correct Journal Entr	10/11/2019	260	15,000,000.00		
1638809	202601001	10/11/2019	260		52,000,000.00	
1639856	203601001	10/16/2019	260		15,000,000.00	
1641760	192701020	10/21/2019	260		48,000,000.00	
1643780	192701030	10/24/2019	260		50,000,000.00	
1644174	192701011	10/25/2019	260	50,000,000.00		
1646007	202601001	10/31/2019	260		2,500,000.00	
1649578	2013340	11/12/2019	260	160,644.07		
1650359	19701125	11/14/2019	260		100,000.00	
1651036	192701130	11/15/2019	260		20,000,000.00	
1659890	2016191	12/11/2019	260	51,598.85		
1660573	202601201	12/13/2019	260		250,000.00	
1665259	202701204	12/30/2019	260	70,000,000.00		
Totals for: 260 - Bank of the Ozarks				Count: 20	335,616,133.05	235,875,000.00

Run Date: 1/2/2020
 Run Time: 11:52:29AM

Demand Account Activity

Page: 13
 User: 0

Start Date: 7/1/2019 End Date: 12/31/2019

Jnl. Entry	Ref #	Trx. Date	Ledger	Debit Amount	Credit Amount
<u>270 - Bank Of America</u>					
1601127	2000053	7/3/2019	270	303,945,185.10	
1601073	2700704	7/3/2019	270	271,000,000.00	
1601092	Back Out Journal Er	7/3/2019	270	65,566,787.38	
1601060	2700707	7/3/2019	270	61,297,841.42	
1601075	2800701	7/3/2019	270	40,000,000.00	
1600811	Back Out Journal Er	7/3/2019	270	28,882,809.38	
1601055	2700702	7/3/2019	270	24,000,000.00	
1601052	193000703	7/3/2019	270	15,000,000.00	
1601082	2700703	7/3/2019	270	5,500,000.00	
1601114	2000021	7/3/2019	270	4,057,500.00	
1601080	2700701	7/3/2019	270	4,000,000.00	
1601053	192300701	7/3/2019	270	1,000,000.00	
1601118	2000044	7/3/2019	270	181,676.39	
1601061	2700708	7/3/2019	270	122,465.32	
1601109	2000016	7/3/2019	270	84,188.77	
1601120	2000046	7/3/2019	270	61,510.08	
1601124	2000050	7/3/2019	270	41,551.99	
1601058	2700705	7/3/2019	270	20,927.98	
1601116	2000042	7/3/2019	270	13,748.20	
1601122	2000048	7/3/2019	270	10,653.02	
1601115	2000032	7/3/2019	270	8,327.50	
1601108	2000015	7/3/2019	270	7,161.16	
1601113	2000020	7/3/2019	270	5,293.37	
1601123	2000049	7/3/2019	270	2,100.00	
1601117	2000043	7/3/2019	270	1,125.00	
1601111	2000018	7/3/2019	270	1,102.50	
1601119	2000045	7/3/2019	270	1,031.00	
1601112	2000019	7/3/2019	270	1,000.00	
1601110	2000017	7/3/2019	270	900.00	
1601121	2000047	7/3/2019	270	336.87	
1601125	2000051	7/3/2019	270	300.00	
1601064	2700711	7/3/2019	270	188.44	
1601126	2000052	7/3/2019	270	40.00	
1601054	2700701	7/3/2019	270		1,736,000.00
1601056	2700703	7/3/2019	270		20,927.98
1601057	2700704	7/3/2019	270		44,000,000.00
1601059	2700706	7/3/2019	270		11,610.21
1601062	2700709	7/3/2019	270		27,164,281.56
1601063	2700710	7/3/2019	270		28,882,809.38
1600830	2700702	7/3/2019	270		65,566,787.38
1601071	2700701	7/3/2019	270		2,036,000.00
1601072	2700703	7/3/2019	270		154,249,983.07
1601074	2700705	7/3/2019	270		89,278,024.66
1601081	2700702	7/3/2019	270		260,112,995.14
1601083	2700704	7/3/2019	270		40,000,000.00
1601084	2700705	7/3/2019	270		435,295.99
1601085	2700706	7/3/2019	270		10,144,404.22
1601091	Correct Journal Entr	7/3/2019	270		28,882,977.82
1601093	Correct Journal Entr	7/3/2019	270		65,569,942.93
1601130	CDTR INV	7/3/2019	270		6,000,000.00
1601147	2700706	7/5/2019	270	203,383,579.36	
1601143	2700702	7/5/2019	270	156,000,000.00	
1601186	202700707 AIRS TA	7/5/2019	270	16,266,550.98	
1601193	202700707 AIRS TA	7/5/2019	270	11,714,791.82	
1601131	CD ACH Bank Trans	7/5/2019	270	10,147,029.00	

Run Date: 1/2/2020
 Run Time: 11:52:29AM

Demand Account Activity

Start Date: 7/1/2019 End Date: 12/31/2019

Page: 14
 User: 0

Jnl. Entry	Ref #	Trx. Date	Ledger	Debit Amount	Credit Amount
1601142	2300701	7/5/2019	270	9,000,000.00	
1601172	202700707 AIRS TA	7/5/2019	270	8,335,243.08	
1601271	3000705	7/5/2019	270	7,000,000.00	
1601177	Back Out Journal Er	7/5/2019	270	5,445,001.67	
1601207	2000063	7/5/2019	270	3,359,823.04	
1601237	2000097	7/5/2019	270	2,126,166.26	
1601200	2000056	7/5/2019	270	1,611,000.00	
1601199	2000055	7/5/2019	270	931,302.20	
1601240	2000100	7/5/2019	270	569,189.91	
1601235	2000095	7/5/2019	270	527,444.91	
1601257	2000122	7/5/2019	270	425,997.27	
1601238	2000098	7/5/2019	270	401,000.00	
1601205	2000061	7/5/2019	270	273,378.80	
1601196	202700710 AIRS D€	7/5/2019	270	262,163.39	
1601254	2000119	7/5/2019	270	245,758.63	
1601233	2000093	7/5/2019	270	177,756.59	
1601203	2000059	7/5/2019	270	162,841.90	
1601204	2000060	7/5/2019	270	105,538.72	
1601188	202700709 AIRS D€	7/5/2019	270	100,625.34	
1601194	202700708 AIRS TA	7/5/2019	270	83,703.21	
1601173	202700708 AIRS D€	7/5/2019	270	61,313.52	
1601148	2700707	7/5/2019	270	56,075.11	
1601216	2000074	7/5/2019	270	50,564.50	
1601260	2000126	7/5/2019	270	33,818.13	
1601239	2000099	7/5/2019	270	25,420.00	
1601198	2000054	7/5/2019	270	8,798.68	
1601258	2000123	7/5/2019	270	7,709.26	
1601202	2000058	7/5/2019	270	5,646.82	
1601234	2000094	7/5/2019	270	4,871.74	
1601187	202700708 AIRS TA	7/5/2019	270	4,400.48	
1601247	2000109	7/5/2019	270	4,330.00	
1601259	2000125	7/5/2019	270	4,073.42	
1601144	2700703	7/5/2019	270	3,155.55	
1601241	2000103	7/5/2019	270	2,460.00	
1601248	2000110	7/5/2019	270	2,100.00	
1601246	2000108	7/5/2019	270	1,500.00	
1601211	2000068	7/5/2019	270	1,468.00	
1601195	202700709 AIRS D€	7/5/2019	270	1,426.71	
1601209	2000066	7/5/2019	270	1,156.00	
1601212	2000069	7/5/2019	270	975.00	
1601210	2000067	7/5/2019	270	928.00	
1601213	2000070	7/5/2019	270	784.00	
1601242	2000104	7/5/2019	270	572.41	
1601244	2000106	7/5/2019	270	553.00	
1601236	2000096	7/5/2019	270	526.08	
1601243	2000105	7/5/2019	270	375.00	
1601214	2000072	7/5/2019	270	283.00	
1601201	2000057	7/5/2019	270	160.85	
1601208	2000065	7/5/2019	270	75.00	
1601145	2700704	7/5/2019	270		9,075,548.50
1601146	2700705	7/5/2019	270		5,445,001.67
1601149	2700708	7/5/2019	270		419,861,895.68
1601197	2700705	7/5/2019	270		5,455,001.67
1602335	192700716	7/8/2019	270	61,333,775.00	
1602317	192700708	7/8/2019	270	36,000,000.00	
1602340	192700720	7/8/2019	270	19,000,000.00	

Run Date: 1/2/2020
 Run Time: 11:52:29AM

Demand Account Activity

Page: 15
 User: 0

Start Date: 7/1/2019 End Date: 12/31/2019

Jnl. Entry	Ref #	Trx. Date	Ledger	Debit Amount	Credit Amount
1602313	192700701EFT AIRS	7/8/2019	270	6,600,015.22	
1602330	192700711	7/8/2019	270	2,100,095.83	
1601277	CD ACH Bank Trans	7/8/2019	270	740,000.00	
1602374	2000168	7/8/2019	270	435,295.99	
1602375	2000169	7/8/2019	270	413,991.50	
1602369	2000162	7/8/2019	270	386,360.83	
1602403	2000206	7/8/2019	270	299,531.35	
1602408	2000211	7/8/2019	270	282,529.69	
1602349	2000142	7/8/2019	270	238,738.00	
1602359	2000152	7/8/2019	270	189,814.76	
1602439	2000242	7/8/2019	270	189,359.43	
1602314	192700702AIRS CC	7/8/2019	270	136,699.37	
1602316	192700704IRP CC A	7/8/2019	270	123,903.18	
1602352	2000145	7/8/2019	270	123,688.63	
1602351	2000144	7/8/2019	270	90,403.57	
1602372	2000165	7/8/2019	270	78,039.87	
1602381	2000175	7/8/2019	270	70,272.37	
1602373	2000166	7/8/2019	270	69,238.60	
1602411	2000214	7/8/2019	270	54,294.74	
1602377	2000171	7/8/2019	270	39,062.34	
1602364	2000157	7/8/2019	270	36,950.91	
1602378	2000172	7/8/2019	270	36,357.10	
1602379	2000173	7/8/2019	270	26,343.81	
1602362	2000155	7/8/2019	270	26,164.50	
1602422	2000225	7/8/2019	270	23,197.00	
1602355	2000148	7/8/2019	270	19,376.34	
1602376	2000170	7/8/2019	270	17,712.48	
1602353	2000146	7/8/2019	270	15,820.70	
1602361	2000154	7/8/2019	270	13,698.61	
1602415	2000218	7/8/2019	270	13,202.00	
1602416	2000219	7/8/2019	270	10,220.00	
1602401	2000204	7/8/2019	270	9,632.28	
1602382	2000176	7/8/2019	270	9,217.10	
1602398	2000201	7/8/2019	270	8,933.61	
1602368	2000161	7/8/2019	270	8,222.85	
1602407	2000210	7/8/2019	270	8,050.80	
1602429	2000232	7/8/2019	270	5,994.00	
1602399	2000202	7/8/2019	270	4,968.13	
1602360	2000153	7/8/2019	270	4,772.77	
1602428	2000231	7/8/2019	270	4,597.00	
1602315	192700703IFTA CC	7/8/2019	270	3,425.19	
1602423	2000226	7/8/2019	270	3,189.00	
1602413	2000216	7/8/2019	270	2,191.34	
1602430	2000233	7/8/2019	270	906.20	
1602414	2000217	7/8/2019	270	636.73	
1602426	2000229	7/8/2019	270	440.00	
1602367	2000160	7/8/2019	270	363.55	
1602400	2000203	7/8/2019	270	269.44	
1602366	2000159	7/8/2019	270	37.33	
1602427	2000230	7/8/2019	270	8.50	
1602424	2000227	7/8/2019	270	4.25	
1601276	CD ACH Bank Trans	7/8/2019	270		600,000.00
1602175	192700701	7/8/2019	270		1,150.29
1602311	192700702	7/8/2019	270		3,636,127.14
1602329	192700710	7/8/2019	270		2,100,095.83
1602333	192700714	7/8/2019	270		121,000,000.00

Run Date: 1/2/2020
Run Time: 11:52:29AM

Demand Account Activity

Start Date: 7/1/2019 End Date: 12/31/2019

Page: 16
User: 0

Jnl. Entry	Ref #	Trx. Date	Ledger	Debit Amount	Credit Amount
1602341	192700725	7/8/2019	270		2,000,000.00
1602468	192700715	7/9/2019	270	183,929,111.11	
1602472	192700717	7/9/2019	270	16,000,000.00	
1603473	2000374	7/9/2019	270	8,387,950.53	
1602460	192700701	7/9/2019	270	7,268,278.93	
1603457	2000353	7/9/2019	270	3,002,898.64	
1603445	2000340	7/9/2019	270	2,775,123.56	
1602464	192700712	7/9/2019	270	1,552,042.29	
1602444	192700706	7/9/2019	270	1,000,000.00	
1603536	192700726	7/9/2019	270	1,000,000.00	
1603477	2000378	7/9/2019	270	750,000.00	
1603504	2000407	7/9/2019	270	266,547.21	
1603489	2000392	7/9/2019	270	259,536.62	
1603537	192700727	7/9/2019	270	200,000.00	
1603530	2000446	7/9/2019	270	191,124.13	
1603483	2000386	7/9/2019	270	165,944.96	
1603423	2000316	7/9/2019	270	74,726.54	
1603422	2000311	7/9/2019	270	54,332.78	
1603379	2000250	7/9/2019	270	53,621.30	
1603435	2000329	7/9/2019	270	48,056.24	
1602461	192700702	7/9/2019	270	44,077.48	
1603430	2000324	7/9/2019	270	42,738.60	
1603484	2000387	7/9/2019	270	38,921.40	
1603463	2000360	7/9/2019	270	28,949.54	
1603442	2000336	7/9/2019	270	24,790.01	
1603437	2000331	7/9/2019	270	22,957.07	
1603380	2000251	7/9/2019	270	21,727.60	
1603446	2000341	7/9/2019	270	21,710.93	
1603479	2000380	7/9/2019	270	21,150.49	
1603419	2000307	7/9/2019	270	19,347.65	
1603447	2000342	7/9/2019	270	18,391.98	
1603427	2000321	7/9/2019	270	18,248.02	
1603451	2000346	7/9/2019	270	18,000.00	
1602463	192700704IRPCC A	7/9/2019	270	17,926.04	
1603501	2000404	7/9/2019	270	13,140.73	
1603486	2000389	7/9/2019	270	13,140.00	
1603441	2000335	7/9/2019	270	12,663.72	
1603478	2000379	7/9/2019	270	12,660.00	
1603429	2000323	7/9/2019	270	6,290.91	
1603399	2000278	7/9/2019	270	6,180.00	
1603434	2000328	7/9/2019	270	4,844.65	
1603480	2000381	7/9/2019	270	4,552.57	
1603397	2000275	7/9/2019	270	4,147.50	
1603403	2000285	7/9/2019	270	4,140.00	
1603428	2000322	7/9/2019	270	4,039.69	
1603433	2000327	7/9/2019	270	3,860.50	
1603415	2000300	7/9/2019	270	3,530.00	
1603390	2000263	7/9/2019	270	3,375.00	
1603505	2000408	7/9/2019	270	3,130.03	
1603409	2000294	7/9/2019	270	3,050.00	
1603421	2000309	7/9/2019	270	2,880.00	
1603395	2000271	7/9/2019	270	2,805.00	
1603472	2000371	7/9/2019	270	2,747.82	
1603410	2000295	7/9/2019	270	2,724.00	
1603431	2000325	7/9/2019	270	2,676.50	
1603407	2000292	7/9/2019	270	2,324.00	

Run Date: 1/2/2020
 Run Time: 11:52:29AM

Demand Account Activity

Page: 17
 User: 0

Start Date: 7/1/2019 End Date: 12/31/2019

Jnl. Entry	Ref #	Trx. Date	Ledger	Debit Amount	Credit Amount
1603488	2000391	7/9/2019	270	2,247.50	
1603401	2000282	7/9/2019	270	2,212.00	
1603481	2000382	7/9/2019	270	1,875.50	
1603425	2000319	7/9/2019	270	1,852.00	
1603389	2000262	7/9/2019	270	1,720.00	
1603393	2000268	7/9/2019	270	1,647.25	
1603404	2000287	7/9/2019	270	1,614.75	
1603377	2000248	7/9/2019	270	1,553.87	
1603388	2000260	7/9/2019	270	1,520.75	
1603391	2000265	7/9/2019	270	1,474.50	
1603412	2000297	7/9/2019	270	1,450.00	
1603432	2000326	7/9/2019	270	1,336.00	
1603406	2000290	7/9/2019	270	1,326.00	
1603394	2000270	7/9/2019	270	1,320.00	
1603417	2000303	7/9/2019	270	1,244.25	
1603402	2000284	7/9/2019	270	1,160.00	
1603438	2000332	7/9/2019	270	1,124.00	
1603396	2000273	7/9/2019	270	1,056.00	
1602442	192700705	7/9/2019	270	1,024.24	
1603534	Correct Journal Entr	7/9/2019	270	1,020.24	
1603398	2000277	7/9/2019	270	1,020.00	
1603461	2000358	7/9/2019	270	930.00	
1603474	2000375	7/9/2019	270	910.00	
1603449	2000344	7/9/2019	270	883.50	
1602462	192700703IFTA CC	7/9/2019	270	718.92	
1603400	2000280	7/9/2019	270	680.00	
1603385	2000256	7/9/2019	270	510.00	
1603424	2000318	7/9/2019	270	380.75	
1603475	2000376	7/9/2019	270	380.00	
1603452	2000347	7/9/2019	270	330.00	
1603384	2000255	7/9/2019	270	275.00	
1603476	2000377	7/9/2019	270	247.00	
1603448	2000343	7/9/2019	270	232.50	
1603485	2000388	7/9/2019	270	191.11	
1603458	2000355	7/9/2019	270	125.00	
1603450	2000345	7/9/2019	270	91.12	
1603439	2000333	7/9/2019	270	77.36	
1603413	2000298	7/9/2019	270	76.25	
1603383	2000254	7/9/2019	270	75.00	
1603460	2000357	7/9/2019	270	50.00	
1603411	2000296	7/9/2019	270	42.00	
1603382	2000253	7/9/2019	270	40.00	
1603444	2000339	7/9/2019	270	24.05	
1603453	2000348	7/9/2019	270	4.25	
1602441	CD ACH Bank Trans	7/9/2019	270		9,547,029.00
1602757	8008410 EFT REV C	7/9/2019	270		193,392.48
1602446	192700707	7/9/2019	270		35,866,788.89
1602449	192700710	7/9/2019	270		20,991,768.15
1602452	192700711	7/9/2019	270		11,670,947.43
1602469	192700716	7/9/2019	270		147,700,000.00
1603531	Back Out Journal Er	7/9/2019	270		1,552,042.29
1603533	Back Out Journal Er	7/9/2019	270		1,024.24
1603814	192700715	7/10/2019	270	50,000,000.00	
1603836	2000480	7/10/2019	270	19,697,445.37	
1603794	192700701EFT AIRS	7/10/2019	270	8,728,386.53	
1603540	192700727	7/10/2019	270	4,000,000.00	

Run Date: 1/2/2020
 Run Time: 11:52:29AM

Demand Account Activity

Page: 18
 User: 0

Start Date: 7/1/2019 End Date: 12/31/2019

Jnl. Entry	Ref #	Trx. Date	Ledger	Debit Amount	Credit Amount
1603822	192700726	7/10/2019	270	4,000,000.00	
1603906	2000559	7/10/2019	270	3,052,418.02	
1603905	2000558	7/10/2019	270	1,970,571.73	
1603801	192700709	7/10/2019	270	1,907,084.86	
1603898	2000549	7/10/2019	270	466,690.22	
1603928	2000586	7/10/2019	270	433,134.10	
1603889	2000540	7/10/2019	270	199,271.71	
1603958	2000622	7/10/2019	270	164,777.33	
1603888	2000536	7/10/2019	270	137,018.77	
1603855	2000499	7/10/2019	270	115,676.81	
1603837	2000481	7/10/2019	270	110,782.65	
1603854	2000498	7/10/2019	270	106,476.77	
1603893	2000544	7/10/2019	270	102,406.30	
1603806	192700705	7/10/2019	270	87,870.00	
1603900	2000552	7/10/2019	270	86,988.21	
1603919	2000576	7/10/2019	270	85,941.61	
1603829	2000468	7/10/2019	270	73,066.00	
1603932	2000592	7/10/2019	270	52,537.26	
1603795	192700702	7/10/2019	270	48,712.02	
1603825	2000449	7/10/2019	270	43,663.10	
1603881	2000527	7/10/2019	270	41,871.17	
1603884	2000530	7/10/2019	270	39,646.53	
1603797	192700704IRP CC A	7/10/2019	270	38,774.08	
1603856	2000500	7/10/2019	270	33,716.99	
1603908	2000561	7/10/2019	270	28,938.13	
1603827	2000451	7/10/2019	270	27,192.66	
1603857	2000501	7/10/2019	270	26,847.42	
1603873	2000519	7/10/2019	270	22,040.06	
1603866	2000512	7/10/2019	270	13,975.00	
1603929	2000589	7/10/2019	270	13,917.96	
1603880	2000526	7/10/2019	270	13,802.76	
1603838	2000482	7/10/2019	270	11,010.15	
1603844	2000488	7/10/2019	270	9,676.00	
1603867	2000513	7/10/2019	270	6,438.34	
1603858	2000502	7/10/2019	270	6,085.72	
1603833	2000475	7/10/2019	270	5,025.00	
1603879	2000525	7/10/2019	270	4,937.46	
1603839	2000483	7/10/2019	270	4,590.00	
1603897	2000548	7/10/2019	270	4,485.00	
1603934	2000594	7/10/2019	270	3,034.33	
1603883	2000529	7/10/2019	270	2,869.75	
1603850	2000494	7/10/2019	270	2,635.00	
1603936	2000596	7/10/2019	270	2,583.00	
1603796	192700703IFTA CC	7/10/2019	270	2,576.30	
1603861	2000505	7/10/2019	270	2,546.74	
1603918	2000575	7/10/2019	270	2,137.50	
1603869	2000515	7/10/2019	270	1,747.50	
1603870	2000516	7/10/2019	270	1,706.00	
1603923	2000581	7/10/2019	270	1,670.00	
1603924	2000582	7/10/2019	270	1,670.00	
1603951	2000613	7/10/2019	270	1,587.95	
1603868	2000514	7/10/2019	270	1,542.50	
1603939	2000599	7/10/2019	270	1,480.00	
1603848	2000492	7/10/2019	270	1,335.00	
1603832	2000474	7/10/2019	270	1,160.00	
1603847	2000491	7/10/2019	270	1,070.00	

Run Date: 1/2/2020
 Run Time: 11:52:29AM

Demand Account Activity

Page: 19
 User: 0

Start Date: 7/1/2019 End Date: 12/31/2019

Jnl. Entry	Ref #	Trx. Date	Ledger	Debit Amount	Credit Amount
1603874	2000520	7/10/2019	270	1,024.00	
1603930	2000590	7/10/2019	270	1,008.13	
1603935	2000595	7/10/2019	270	1,000.00	
1603853	2000497	7/10/2019	270	960.00	
1603891	2000542	7/10/2019	270	925.00	
1603834	2000477	7/10/2019	270	766.25	
1603831	2000472	7/10/2019	270	729.50	
1603882	2000528	7/10/2019	270	704.19	
1603895	2000546	7/10/2019	270	700.00	
1603846	2000490	7/10/2019	270	640.00	
1603852	2000496	7/10/2019	270	540.00	
1603841	2000485	7/10/2019	270	530.00	
1603845	2000489	7/10/2019	270	290.00	
1603876	2000522	7/10/2019	270	250.72	
1603896	2000547	7/10/2019	270	235.00	
1603933	2000593	7/10/2019	270	210.41	
1603871	2000517	7/10/2019	270	168.75	
1603925	2000583	7/10/2019	270	154.50	
1603875	2000521	7/10/2019	270	123.00	
1603842	2000486	7/10/2019	270	120.00	
1603890	2000541	7/10/2019	270	92.00	
1603840	2000484	7/10/2019	270	70.00	
1603921	2000578	7/10/2019	270	56.25	
1603851	2000495	7/10/2019	270	55.00	
1603872	2000518	7/10/2019	270	50.00	
1603901	2000554	7/10/2019	270	5.46	
1603800	192700708	7/10/2019	270	3.09	
1603541	CD ACH Bank Trans	7/10/2019	270		1,733,000.00
1603815	8008416 EFT REV C	7/10/2019	270		76,488.75
1603798	192700706	7/10/2019	270		17,051,881.59
1603799	192700707	7/10/2019	270		19,697,445.37
1603805	192700704	7/10/2019	270		12,260,174.70
1603816	192700716	7/10/2019	270		44,500,000.00
1604316	2000658	7/11/2019	270	55,852,411.04	
1603971	192700706	7/11/2019	270	50,900,000.00	
1604271	192700713	7/11/2019	270	17,500,000.00	
1603964	192700728	7/11/2019	270	16,000,000.00	
1603966	192700701EFT AIR!	7/11/2019	270	14,532,846.49	
1604271	192700713	7/11/2019	270	1,025,951.70	
1603973	192700708	7/11/2019	270	1,000,000.00	
1604317	2000659	7/11/2019	270	644,924.06	
1604288	2000626	7/11/2019	270	225,715.50	
1604330	2000673	7/11/2019	270	156,597.09	
1604313	2000655	7/11/2019	270	99,195.90	
1604342	2000688	7/11/2019	270	93,095.93	
1603967	192700702CC AIRS	7/11/2019	270	64,384.45	
1604293	2000631	7/11/2019	270	56,986.56	
1604302	2000640	7/11/2019	270	56,694.79	
1604343	2000689	7/11/2019	270	46,959.17	
1604291	2000629	7/11/2019	270	27,290.85	
1604319	2000661	7/11/2019	270	25,902.98	
1603972	192700707	7/11/2019	270	21,213.40	
1604289	2000627	7/11/2019	270	8,400.00	
1604309	2000649	7/11/2019	270	7,140.00	
1604352	2000698	7/11/2019	270	6,316.82	
1604292	2000630	7/11/2019	270	6,155.02	

Run Date: 1/2/2020
 Run Time: 11:52:29AM

Demand Account Activity

Start Date: 7/1/2019 End Date: 12/31/2019

Page: 20
 User: 0

Jnl. Entry	Ref #	Trx. Date	Ledger	Debit Amount	Credit Amount
1603970	192700705ABCBRL	7/11/2019	270	5,655.00	
1604344	2000690	7/11/2019	270	4,557.09	
1603969	192700704ABC LIC	7/11/2019	270	4,425.00	
1604332	2000675	7/11/2019	270	4,200.00	
1604307	2000646	7/11/2019	270	3,218.00	
1604348	2000694	7/11/2019	270	2,110.00	
1604308	2000648	7/11/2019	270	1,030.00	
1604294	2000632	7/11/2019	270	948.00	
1603968	192700703IFTA CC	7/11/2019	270	865.48	
1604310	2000651	7/11/2019	270	721.50	
1604295	2000633	7/11/2019	270	670.00	
1604304	2000643	7/11/2019	270	551.93	
1604296	2000634	7/11/2019	270	544.78	
1604306	2000645	7/11/2019	270	434.00	
1604297	2000635	7/11/2019	270	327.50	
1604298	2000636	7/11/2019	270	315.00	
1604301	2000639	7/11/2019	270	235.00	
1604349	2000695	7/11/2019	270	216.50	
1604303	2000642	7/11/2019	270	178.74	
1604299	2000637	7/11/2019	270	96.00	
1604300	2000638	7/11/2019	270	93.00	
1604314	2000656	7/11/2019	270	29.54	
1604331	2000674	7/11/2019	270	4.25	
1603965	CD ACH Bank Trans	7/11/2019	270		535,000.00
1604275	8008421 EFT REV C	7/11/2019	270		1,836.03
1603974	192700709	7/11/2019	270		26,692,713.99
1603975	192700710	7/11/2019	270		4,006,272.58
1603979	1992700711	7/11/2019	270		127,000,000.00
1604286	19270726	7/11/2019	270		300,000.00
1604624	192700710	7/12/2019	270	83,000,000.00	
1604610	192700701AIRS EF	7/12/2019	270	11,820,283.25	
1604634	2000701	7/12/2019	270	6,565,138.01	
1604689	2000758	7/12/2019	270	5,292,423.05	
1604630	192700728	7/12/2019	270	2,000,000.00	
1604623	192700711	7/12/2019	270	554,128.80	
1604686	2000755	7/12/2019	270	259,671.47	
1604672	2000740	7/12/2019	270	194,973.91	
1604674	2000742	7/12/2019	270	151,652.46	
1604648	2000715	7/12/2019	270	138,073.89	
1604765	2000849	7/12/2019	270	101,900.00	
1604691	2000760	7/12/2019	270	94,345.00	
1604647	2000714	7/12/2019	270	89,725.69	
1604695	2000764	7/12/2019	270	85,744.06	
1604667	2000735	7/12/2019	270	57,000.00	
1604663	2000731	7/12/2019	270	45,664.72	
1604658	2000725	7/12/2019	270	41,647.97	
1604611	192700702CC AIRS	7/12/2019	270	29,139.98	
1604613	192700704IRPCCAI	7/12/2019	270	28,083.65	
1604682	2000751	7/12/2019	270	24,192.00	
1604693	2000762	7/12/2019	270	20,542.73	
1604687	2000756	7/12/2019	270	20,150.20	
1604719	2000789	7/12/2019	270	19,513.65	
1604669	2000737	7/12/2019	270	19,235.18	
1604732	2000807	7/12/2019	270	18,926.92	
1604649	2000716	7/12/2019	270	16,968.65	
1604721	2000791	7/12/2019	270	16,632.08	

Run Date: 1/2/2020
 Run Time: 11:52:29AM

Demand Account Activity

Start Date: 7/1/2019 End Date: 12/31/2019

Page: 21
 User: 0

Jnl. Entry	Ref #	Trx. Date	Ledger	Debit Amount	Credit Amount
1604731	2000806	7/12/2019	270	15,832.59	
1604621	192700709	7/12/2019	270	12,891.60	
1604692	2000761	7/12/2019	270	12,328.02	
1604662	2000729	7/12/2019	270	10,422.65	
1604626	192700717	7/12/2019	270	6,994.17	
1604766	2000850	7/12/2019	270	5,635.50	
1604734	2000809	7/12/2019	270	5,596.50	
1604680	2000749	7/12/2019	270	5,218.01	
1604614	192700705ABC LIC	7/12/2019	270	4,425.00	
1604730	2000805	7/12/2019	270	4,258.50	
1604757	2000836	7/12/2019	270	4,245.00	
1604642	2000709	7/12/2019	270	4,242.00	
1604612	192700703	7/12/2019	270	4,078.26	
1604651	2000718	7/12/2019	270	3,602.17	
1604729	2000804	7/12/2019	270	2,920.00	
1604753	2000832	7/12/2019	270	2,209.00	
1604756	2000835	7/12/2019	270	1,980.00	
1604639	2000706	7/12/2019	270	1,600.00	
1604615	192700706ABC BRI	7/12/2019	270	1,590.00	
1604661	2000728	7/12/2019	270	1,313.81	
1604758	2000838	7/12/2019	270	1,244.25	
1604767	2000851	7/12/2019	270	1,226.36	
1604759	2000840	7/12/2019	270	1,114.75	
1604635	2000702	7/12/2019	270	1,100.00	
1604652	2000719	7/12/2019	270	1,022.00	
1604656	2000723	7/12/2019	270	1,013.00	
1604654	2000721	7/12/2019	270	1,012.00	
1604750	2000829	7/12/2019	270	1,005.00	
1604646	2000713	7/12/2019	270	793.05	
1604668	2000736	7/12/2019	270	744.99	
1604643	2000710	7/12/2019	270	612.58	
1604641	2000708	7/12/2019	270	593.55	
1604640	2000707	7/12/2019	270	552.34	
1604645	2000712	7/12/2019	270	526.08	
1604637	2000704	7/12/2019	270	490.00	
1604688	2000757	7/12/2019	270	469.63	
1604644	2000711	7/12/2019	270	401.14	
1604728	2000803	7/12/2019	270	256.05	
1604752	2000831	7/12/2019	270	230.00	
1604679	2000748	7/12/2019	270	225.00	
1604657	2000724	7/12/2019	270	211.00	
1604751	2000830	7/12/2019	270	162.25	
1604653	2000720	7/12/2019	270	140.00	
1604664	2000732	7/12/2019	270	101.49	
1604638	2000705	7/12/2019	270	90.00	
1604655	2000722	7/12/2019	270	85.00	
1604659	2000726	7/12/2019	270	69.00	
1604683	2000752	7/12/2019	270	14.37	
1604625	8008427 EFT REV C	7/12/2019	270		10,630.47
1604619	192700707	7/12/2019	270		6,565,138.01
1604620	192700708	7/12/2019	270		94,654,731.97
1604622	192700710	7/12/2019	270		9,699,890.81
1604627	192700715	7/12/2019	270		6,994.17
1605029	202700707 AIRS TA	7/15/2019	270	46,192,541.72	
1605108	2000933	7/15/2019	270	17,347,767.09	
1605057	203000715	7/15/2019	270	13,000,000.00	

Run Date: 1/2/2020
 Run Time: 11:52:29AM

Demand Account Activity

Page: 22
 User: 0

Start Date: 7/1/2019 End Date: 12/31/2019

Jnl. Entry	Ref #	Trx. Date	Ledger	Debit Amount	Credit Amount
1605042	202700714	7/15/2019	270	9,762,716.52	
1605058	2000852	7/15/2019	270	2,405,500.00	
1605069	2000872	7/15/2019	270	1,635,677.83	
1605128	2000953	7/15/2019	270	1,547,104.15	
1604770	CD ACH Bank Trans	7/15/2019	270	1,000,000.00	
1605167	2001003	7/15/2019	270	975,000.00	
1605035	202700704	7/15/2019	270	401,049.89	
1605127	2000952	7/15/2019	270	368,906.83	
1605065	2000868	7/15/2019	270	294,529.18	
1605070	2000881	7/15/2019	270	213,500.00	
1605143	2000973	7/15/2019	270	204,294.32	
1605063	2000866	7/15/2019	270	182,933.27	
1605072	2000887	7/15/2019	270	152,155.55	
1605062	2000865	7/15/2019	270	117,959.21	
1605112	2000937	7/15/2019	270	117,688.42	
1605084	2000899	7/15/2019	270	112,475.75	
1605085	2000904	7/15/2019	270	107,999.00	
1605100	2000923	7/15/2019	270	71,070.74	
1605104	2000929	7/15/2019	270	70,175.33	
1605030	202700708 AIRS TA	7/15/2019	270	27,993.05	
1605086	2000905	7/15/2019	270	23,875.31	
1605040	202700712	7/15/2019	270	23,816.53	
1605159	2000990	7/15/2019	270	22,837.16	
1605032	202700710 AIRS DE	7/15/2019	270	20,453.92	
1605125	2000950	7/15/2019	270	19,933.97	
1605018	202700701	7/15/2019	270	17,379.10	
1605073	2000888	7/15/2019	270	16,272.00	
1605168	2001004	7/15/2019	270	11,427.56	
1605141	2000971	7/15/2019	270	8,584.69	
1605113	2000938	7/15/2019	270	5,850.60	
1605059	2000862	7/15/2019	270	5,732.00	
1605074	2000889	7/15/2019	270	4,801.20	
1605031	202700709 AIRS DE	7/15/2019	270	4,372.53	
1605088	2000908	7/15/2019	270	3,240.00	
1605142	2000972	7/15/2019	270	2,583.00	
1605033	202700711 AIRS DE	7/15/2019	270	1,747.50	
1605075	2000890	7/15/2019	270	1,648.00	
1605077	2000892	7/15/2019	270	1,540.00	
1605110	2000935	7/15/2019	270	1,385.40	
1605090	2000912	7/15/2019	270	1,290.00	
1605087	2000906	7/15/2019	270	1,106.00	
1605078	2000893	7/15/2019	270	993.00	
1605089	2000910	7/15/2019	270	968.25	
1605079	2000894	7/15/2019	270	902.00	
1605080	2000895	7/15/2019	270	596.00	
1605109	2000934	7/15/2019	270	312.58	
1605081	2000896	7/15/2019	270	280.00	
1605064	2000867	7/15/2019	270	260.00	
1605130	2000956	7/15/2019	270	255.63	
1605061	2000864	7/15/2019	270	180.00	
1605071	2000886	7/15/2019	270	175.96	
1605082	2000897	7/15/2019	270	165.00	
1605163	2000997	7/15/2019	270	160.00	
1605060	2000863	7/15/2019	270	90.00	
1605166	2001002	7/15/2019	270	70.77	
1605162	2000994	7/15/2019	270	60.00	

Run Date: 1/2/2020
 Run Time: 11:52:29AM

Demand Account Activity

Page: 23
 User: 0

Start Date: 7/1/2019 End Date: 12/31/2019

Jnl. Entry	Ref #	Trx. Date	Ledger	Debit Amount	Credit Amount
1605083	2000898	7/15/2019	270	31.48	
1605131	2000957	7/15/2019	270	8.40	
1605105	2000930	7/15/2019	270	3.71	
1604769	CD ACH Bank Trans	7/15/2019	270		3,171,000.00
1604773	DFA EFT REV 7/15/	7/15/2019	270		11,372.11
1605019	202700702	7/15/2019	270		31,133,252.63
1605034	202700703	7/15/2019	270		15,271,916.79
1605041	202700713	7/15/2019	270		23,816.53
1605043	202700715	7/15/2019	270		47,300,000.00
1605587	202700707 AIRS TA	7/16/2019	270	136,501,438.32	
1605575	202300701	7/16/2019	270	22,000,000.00	
1605695	2001116	7/16/2019	270	1,379,659.89	
1605657	2001071	7/16/2019	270	1,153,181.20	
1605598	203000715	7/16/2019	270	1,000,000.00	
1605683	2001102	7/16/2019	270	771,647.83	
1605656	2001066	7/16/2019	270	657,096.06	
1605589	202700709 AIRS DE	7/16/2019	270	585,405.87	
1605647	2001057	7/16/2019	270	554,754.70	
1605693	2001113	7/16/2019	270	293,795.36	
1605660	2001074	7/16/2019	270	288,612.18	
1605648	2001058	7/16/2019	270	179,097.87	
1605687	2001106	7/16/2019	270	175,000.00	
1605667	2001081	7/16/2019	270	118,361.53	
1605675	2001093	7/16/2019	270	114,635.62	
1605629	2001039	7/16/2019	270	102,160.81	
1605621	2001031	7/16/2019	270	91,038.34	
1605664	2001078	7/16/2019	270	56,625.06	
1605643	2001053	7/16/2019	270	48,199.81	
1605588	203000709 AIRS TA	7/16/2019	270	39,536.52	
1605676	2001094	7/16/2019	270	39,337.48	
1605690	2001109	7/16/2019	270	38,000.00	
1605622	2001032	7/16/2019	270	35,919.02	
1605680	2001099	7/16/2019	270	28,140.80	
1605646	2001056	7/16/2019	270	27,384.67	
1605684	2001103	7/16/2019	270	21,988.67	
1605635	2001045	7/16/2019	270	21,253.10	
1605571	202700701	7/16/2019	270	19,807.87	
1605661	2001075	7/16/2019	270	16,080.07	
1605616	2001026	7/16/2019	270	13,955.80	
1605627	2001037	7/16/2019	270	13,521.67	
1605591	202700711 AIRS DE	7/16/2019	270	10,365.58	
1605628	2001038	7/16/2019	270	10,078.03	
1605673	2001091	7/16/2019	270	8,985.56	
1605654	2001064	7/16/2019	270	8,232.16	
1605633	2001043	7/16/2019	270	7,555.27	
1605623	2001033	7/16/2019	270	6,831.07	
1605707	2001128	7/16/2019	270	6,760.00	
1605678	2001096	7/16/2019	270	6,024.47	
1605692	2001112	7/16/2019	270	4,422.84	
1605677	2001095	7/16/2019	270	4,297.88	
1605632	2001042	7/16/2019	270	4,155.77	
1605634	2001044	7/16/2019	270	3,849.74	
1605708	2001129	7/16/2019	270	3,750.00	
1605612	2001022	7/16/2019	270	3,690.00	
1605640	2001050	7/16/2019	270	3,686.55	
1605590	202700710 AIRS DE	7/16/2019	270	3,662.62	

Run Date: 1/2/2020
 Run Time: 11:52:29AM

Demand Account Activity

Start Date: 7/1/2019 End Date: 12/31/2019

Page: 24
 User: 0

Jnl. Entry	Ref #	Trx. Date	Ledger	Debit Amount	Credit Amount
1605671	2001087	7/16/2019	270	3,210.00	
1605645	2001055	7/16/2019	270	2,902.70	
1605725	2001161	7/16/2019	270	2,592.04	
1605620	2001030	7/16/2019	270	2,122.07	
1605685	2001104	7/16/2019	270	2,070.08	
1605625	2001035	7/16/2019	270	1,687.00	
1605642	2001052	7/16/2019	270	1,320.00	
1605670	2001085	7/16/2019	270	1,311.50	
1605706	2001127	7/16/2019	270	1,250.00	
1605662	2001076	7/16/2019	270	1,184.80	
1605669	2001084	7/16/2019	270	1,020.00	
1605666	2001080	7/16/2019	270	1,000.00	
1605672	2001089	7/16/2019	270	779.50	
1605710	2001131	7/16/2019	270	560.00	
1605653	2001063	7/16/2019	270	410.00	
1605639	2001049	7/16/2019	270	309.00	
1605615	2001025	7/16/2019	270	300.00	
1605644	2001054	7/16/2019	270	233.99	
1605626	2001036	7/16/2019	270	153.00	
1605652	2001062	7/16/2019	270	145.00	
1605651	2001061	7/16/2019	270	120.00	
1605617	2001027	7/16/2019	270	85.00	
1605613	2001023	7/16/2019	270	80.00	
1605649	2001059	7/16/2019	270	54.00	
1605674	2001092	7/16/2019	270	37.32	
1605658	2001072	7/16/2019	270	9.38	
1605566	CD ACH Bank Trans	7/16/2019	270		1,172,000.00
1605567	DFA EFT REV 7-16-	7/16/2019	270		4,317.74
1605572	202700702	7/16/2019	270		11,855,248.08
1605573	202700703	7/16/2019	270		8,783,552.41
1605574	202700704	7/16/2019	270		144,820,883.09
1606101	202700711	7/17/2019	270	93,000,000.00	
1606094	202700707 AIRS TA	7/17/2019	270	59,538,016.83	
1606104	203000706	7/17/2019	270	8,000,000.00	
1606116	2001179	7/17/2019	270	4,813,033.62	
1606133	2001202	7/17/2019	270	2,269,040.56	
1606077	203000703	7/17/2019	270	1,000,000.00	
1606180	2001276	7/17/2019	270	724,098.74	
1606110	2001172	7/17/2019	270	198,116.30	
1606136	2001205	7/17/2019	270	147,587.88	
1605731	CD ACH Bank Trans	7/17/2019	270	125,000.00	
1606148	2001217	7/17/2019	270	52,351.72	
1606139	2001208	7/17/2019	270	41,883.37	
1606095	202700708 AIRS TA	7/17/2019	270	33,516.37	
1606096	202700709 AIRS D€	7/17/2019	270	23,922.46	
1606172	2001259	7/17/2019	270	23,119.73	
1606142	2001211	7/17/2019	270	18,921.63	
1606143	2001212	7/17/2019	270	17,110.83	
1606141	2001210	7/17/2019	270	16,518.84	
1606127	2001195	7/17/2019	270	16,212.85	
1606138	2001207	7/17/2019	270	14,986.73	
1606182	2001278	7/17/2019	270	12,414.17	
1606145	2001214	7/17/2019	270	11,420.92	
1606081	202700704	7/17/2019	270	10,433.80	
1606183	2001279	7/17/2019	270	8,750.00	
1606177	2001267	7/17/2019	270	8,600.00	

Run Date: 1/2/2020
 Run Time: 11:52:29AM

Demand Account Activity

Page: 25
 User: 0

Start Date: 7/1/2019 End Date: 12/31/2019

Jnl. Entry	Ref #	Trx. Date	Ledger	Debit Amount	Credit Amount
1606144	2001213	7/17/2019	270	7,267.17	
1606178	2001274	7/17/2019	270	5,157.39	
1606175	2001265	7/17/2019	270	4,208.00	
1606130	2001198	7/17/2019	270	3,883.35	
1606124	2001192	7/17/2019	270	3,677.36	
1606121	2001186	7/17/2019	270	2,880.00	
1606193	2001301	7/17/2019	270	2,651.24	
1606131	2001200	7/17/2019	270	2,526.28	
1606097	202700710 AIRS DE	7/17/2019	270	2,511.49	
1606129	2001197	7/17/2019	270	2,444.21	
1606107	2001169	7/17/2019	270	2,321.37	
1606135	2001204	7/17/2019	270	2,008.83	
1606176	2001266	7/17/2019	270	1,695.00	
1606115	2001178	7/17/2019	270	1,567.50	
1606184	2001280	7/17/2019	270	1,381.06	
1606119	2001183	7/17/2019	270	1,320.00	
1606111	2001173	7/17/2019	270	1,200.00	
1606118	2001181	7/17/2019	270	1,056.00	
1606123	2001191	7/17/2019	270	960.00	
1606109	2001171	7/17/2019	270	640.00	
1606128	2001196	7/17/2019	270	537.34	
1606114	2001177	7/17/2019	270	484.75	
1606150	2001219	7/17/2019	270	440.00	
1606120	2001184	7/17/2019	270	373.25	
1606134	2001203	7/17/2019	270	286.05	
1606173	2001263	7/17/2019	270	280.80	
1606152	2001225	7/17/2019	270	160.00	
1606102	202700711 AIRS DE	7/17/2019	270	150.00	
1606154	2001231	7/17/2019	270	140.00	
1606179	2001275	7/17/2019	270	122.88	
1606151	2001222	7/17/2019	270	120.00	
1606125	2001193	7/17/2019	270	114.34	
1606108	2001170	7/17/2019	270	108.61	
1606153	2001228	7/17/2019	270	100.00	
1606156	2001235	7/17/2019	270	80.00	
1606157	2001238	7/17/2019	270	80.00	
1606160	2001243	7/17/2019	270	80.00	
1606122	2001188	7/17/2019	270	40.00	
1606126	2001194	7/17/2019	270	38.09	
1606132	2001201	7/17/2019	270	7.40	
1606146	2001215	7/17/2019	270	4.94	
1606098	DFA EFT REV 7/17/	7/17/2019	270		7,295.97
1606078	202700701	7/17/2019	270		7,638,904.71
1606079	202700702	7/17/2019	270		4,813,033.62
1606080	202700703	7/17/2019	270		6,500.00
1606082	202700705	7/17/2019	270		7,240,166.04
1606083	202700706	7/17/2019	270		149,671,837.81
1607263	202700706	7/18/2019	270	57,000,000.00	
1607337	2001395	7/18/2019	270	44,982,749.33	
1607255	202700707 AIRS TA	7/18/2019	270	13,792,015.47	
1607245	203000701	7/18/2019	270	11,000,000.00	
1607336	2001394	7/18/2019	270	6,097,499.65	
1607270	203000715	7/18/2019	270	5,000,000.00	
1607244	203000703	7/18/2019	270	3,000,000.00	
1607322	2001373	7/18/2019	270	801,557.78	
1607334	2001392	7/18/2019	270	745,668.11	

Run Date: 1/2/2020
Run Time: 11:52:29AM

Demand Account Activity

Start Date: 7/1/2019 End Date: 12/31/2019

Page: 26
User: 0

Jnl. Entry	Ref #	Trx. Date	Ledger	Debit Amount	Credit Amount
1607305	2001341	7/18/2019	270	474,386.95	
1607282	2001318	7/18/2019	270	315,349.00	
1607309	2001346	7/18/2019	270	255,924.28	
1607298	2001334	7/18/2019	270	207,180.76	
1607287	2001323	7/18/2019	270	203,391.17	
1607398	2001480	7/18/2019	270	190,747.39	
1607291	2001327	7/18/2019	270	166,714.91	
1607331	2001389	7/18/2019	270	138,351.75	
1607286	2001322	7/18/2019	270	113,255.00	
1607256	202700708 AIRS TA	7/18/2019	270	95,888.13	
1607366	2001436	7/18/2019	270	71,565.58	
1607314	2001363	7/18/2019	270	66,879.52	
1607300	2001336	7/18/2019	270	61,968.70	
1607375	2001446	7/18/2019	270	59,058.72	
1607308	2001344	7/18/2019	270	55,838.17	
1607293	2001329	7/18/2019	270	45,021.55	
1607373	2001444	7/18/2019	270	42,349.07	
1607335	2001393	7/18/2019	270	41,413.31	
1607323	2001377	7/18/2019	270	37,131.10	
1607311	2001351	7/18/2019	270	24,882.18	
1607290	2001326	7/18/2019	270	21,265.82	
1607299	2001335	7/18/2019	270	14,414.71	
1607332	2001390	7/18/2019	270	13,449.51	
1607313	2001353	7/18/2019	270	12,047.50	
1607284	2001320	7/18/2019	270	11,966.00	
1607400	2001482	7/18/2019	270	10,000.00	
1607326	2001380	7/18/2019	270	9,781.59	
1607338	2001397	7/18/2019	270	9,664.56	
1607392	2001474	7/18/2019	270	9,237.86	
1607292	2001328	7/18/2019	270	7,731.02	
1607307	2001343	7/18/2019	270	5,467.01	
1607356	2001425	7/18/2019	270	5,374.00	
1607376	2001447	7/18/2019	270	4,837.98	
1607378	2001449	7/18/2019	270	4,758.75	
1607361	2001431	7/18/2019	270	4,698.00	
1607312	2001352	7/18/2019	270	3,894.56	
1607258	202700708 AIRS DE	7/18/2019	270	3,825.00	
1607357	2001427	7/18/2019	270	3,298.00	
1607289	2001325	7/18/2019	270	3,004.63	
1607257	202700709 AIRS DE	7/18/2019	270	2,946.25	
1607288	2001324	7/18/2019	270	2,898.80	
1607359	2001429	7/18/2019	270	2,874.00	
1607303	2001339	7/18/2019	270	2,867.72	
1607279	2001313	7/18/2019	270	2,590.00	
1607358	2001428	7/18/2019	270	2,511.00	
1607325	2001379	7/18/2019	270	1,956.58	
1607360	2001430	7/18/2019	270	1,850.00	
1607362	2001432	7/18/2019	270	1,270.00	
1607354	2001423	7/18/2019	270	1,232.50	
1607341	2001400	7/18/2019	270	1,174.01	
1607297	2001333	7/18/2019	270	1,006.00	
1607295	2001331	7/18/2019	270	810.00	
1607281	2001317	7/18/2019	270	420.00	
1607346	2001405	7/18/2019	270	242.09	
1607324	2001378	7/18/2019	270	90.00	
1607296	2001332	7/18/2019	270	81.00	

Run Date: 1/2/2020
 Run Time: 11:52:29AM

Demand Account Activity

Start Date: 7/1/2019 End Date: 12/31/2019

Page: 27
 User: 0

Jnl. Entry	Ref #	Trx. Date	Ledger	Debit Amount	Credit Amount
1607301	2001337	7/18/2019	270	77.13	
1607294	2001330	7/18/2019	270	50.00	
1607302	2001338	7/18/2019	270	45.59	
1607310	2001350	7/18/2019	270	33.95	
1607304	2001340	7/18/2019	270	31.21	
1607280	2001315	7/18/2019	270	28.00	
1607285	2001321	7/18/2019	270	13.08	
1607283	2001319	7/18/2019	270	8.50	
1607345	2001404	7/18/2019	270	3.47	
1607377	2001448	7/18/2019	270	0.02	
1606199	CD ACH Bank Trans	7/18/2019	270		1,747,000.00
1606200	DFA EFT REV 7/18/	7/18/2019	270		26,326.96
1607247	203000701	7/18/2019	270		4,649,639.63
1607259	202700702	7/18/2019	270		5,230,312.63
1607260	202700705	7/18/2019	270		133,968,605.40
1607844	204700701	7/19/2019	270	149,000,000.00	
1607914	2001556	7/19/2019	270	23,079,111.60	
1607416	202700707 AIRS TA	7/19/2019	270	13,596,233.55	
1607915	2001557	7/19/2019	270	13,284,638.85	
1607916	2001558	7/19/2019	270	7,211,299.99	
1607857	2001485	7/19/2019	270	5,650,424.90	
1607425	203000703	7/19/2019	270	5,000,000.00	
1607976	203000706	7/19/2019	270	3,000,000.00	
1607919	2001563	7/19/2019	270	1,516,292.11	
1607424	202300701	7/19/2019	270	1,000,000.00	
1607929	2001577	7/19/2019	270	668,509.66	
1607938	2001590	7/19/2019	270	448,945.00	
1607913	2001555	7/19/2019	270	270,829.26	
1607880	2001512	7/19/2019	270	133,777.12	
1607933	2001582	7/19/2019	270	124,064.74	
1607923	2001571	7/19/2019	270	80,537.19	
1607937	2001588	7/19/2019	270	66,961.30	
1607922	2001570	7/19/2019	270	39,119.25	
1607858	Back Out Journal Er	7/19/2019	270	37,650.82	
1607870	2001502	7/19/2019	270	33,124.48	
1607912	2001554	7/19/2019	270	29,211.25	
1607420	202700711 AIRS DE	7/19/2019	270	23,280.00	
1607966	2001625	7/19/2019	270	23,100.20	
1607939	2001591	7/19/2019	270	22,150.00	
1607924	2001572	7/19/2019	270	20,860.89	
1607418	202700709 AIRS DE	7/19/2019	270	17,314.57	
1607419	202700710 AIRS DE	7/19/2019	270	12,854.59	
1607872	2001504	7/19/2019	270	12,110.67	
1607417	202700708 AIRS TA	7/19/2019	270	11,963.39	
1607867	2001499	7/19/2019	270	11,122.70	
1607675	203980701	7/19/2019	270	9,915.97	
1607911	2001553	7/19/2019	270	8,926.40	
1607891	2001523	7/19/2019	270	7,704.50	
1607861	2001486	7/19/2019	270	4,519.00	
1607868	2001500	7/19/2019	270	4,276.52	
1607874	2001506	7/19/2019	270	4,142.32	
1607873	2001505	7/19/2019	270	4,133.29	
1607905	2001547	7/19/2019	270	4,061.00	
1607965	2001623	7/19/2019	270	4,037.00	
1607896	2001537	7/19/2019	270	4,021.92	
1607862	2001487	7/19/2019	270	3,675.00	

Run Date: 1/2/2020
 Run Time: 11:52:29AM

Demand Account Activity

Start Date: 7/1/2019 End Date: 12/31/2019

Page: 28
 User: 0

Jnl. Entry	Ref #	Trx. Date	Ledger	Debit Amount	Credit Amount
1607865	2001495	7/19/2019	270	2,848.41	
1607928	2001576	7/19/2019	270	2,775.00	
1607421	202700701	7/19/2019	270	2,730.74	
1607920	2001565	7/19/2019	270	2,521.64	
1607910	2001552	7/19/2019	270	1,878.00	
1607876	2001508	7/19/2019	270	1,824.00	
1607875	2001507	7/19/2019	270	1,818.00	
1607936	2001587	7/19/2019	270	1,612.70	
1607863	2001493	7/19/2019	270	1,380.00	
1607972	2001638	7/19/2019	270	1,236.94	
1607886	2001518	7/19/2019	270	1,104.00	
1607879	2001511	7/19/2019	270	1,009.21	
1607884	2001516	7/19/2019	270	999.00	
1607871	2001503	7/19/2019	270	824.34	
1607881	2001513	7/19/2019	270	816.00	
1607925	2001573	7/19/2019	270	592.50	
1607878	2001510	7/19/2019	270	515.64	
1607877	2001509	7/19/2019	270	340.00	
1607885	2001517	7/19/2019	270	259.00	
1607883	2001515	7/19/2019	270	239.00	
1607864	2001494	7/19/2019	270	128.40	
1607882	2001514	7/19/2019	270	128.00	
1607907	2001549	7/19/2019	270	80.55	
1607887	2001519	7/19/2019	270	25.00	
1607926	2001574	7/19/2019	270	14.25	
1607405	CD ACH Bank Trans	7/19/2019	270		2,459,000.00
1607850	DFA EFT REV 7/19/	7/19/2019	270		37,650.82
1607859	DFA EFT REV 7/19/	7/19/2019	270		37,650.82
1607422	202700702	7/19/2019	270		6,627,551.66
1607423	202700703	7/19/2019	270		5,650,424.90
1607426	202700704	7/19/2019	270		143,311,304.95
1607845	202700705	7/19/2019	270		66,143,387.07
1607848	202700706	7/19/2019	270		9,915.97
1608334	202700707 AIRS TA	7/22/2019	270	35,066,812.50	
1608351	204700701	7/22/2019	270	20,000,000.00	
1608356	203000706	7/22/2019	270	20,000,000.00	
1608324	CD ACH Bank Trans	7/22/2019	270	9,000,000.00	
1608352	203000705	7/22/2019	270	5,000,000.00	
1608346	202700705	7/22/2019	270	776,680.00	
1608398	2001704	7/22/2019	270	298,092.02	
1608376	2001674	7/22/2019	270	116,587.89	
1608366	2001662	7/22/2019	270	101,898.72	
1608397	2001703	7/22/2019	270	92,803.42	
1608377	2001675	7/22/2019	270	81,600.29	
1608447	2001759	7/22/2019	270	81,300.00	
1608371	2001669	7/22/2019	270	73,328.53	
1608380	2001678	7/22/2019	270	69,399.16	
1608399	2001705	7/22/2019	270	45,428.75	
1608374	2001672	7/22/2019	270	33,803.98	
1608337	202700710 AIRS D€	7/22/2019	270	23,034.88	
1608336	202700709 AIRS D€	7/22/2019	270	18,880.56	
1608389	2001689	7/22/2019	270	16,262.85	
1608428	2001740	7/22/2019	270	13,847.67	
1608402	2001708	7/22/2019	270	13,395.70	
1608370	2001668	7/22/2019	270	11,687.04	
1608427	2001739	7/22/2019	270	9,781.25	

Run Date: 1/2/2020
 Run Time: 11:52:29AM

Demand Account Activity

Page: 29
 User: 0

Start Date: 7/1/2019 End Date: 12/31/2019

Jnl. Entry	Ref #	Trx. Date	Ledger	Debit Amount	Credit Amount
1608369	2001665	7/22/2019	270	9,016.49	
1608338	202700711 AIRS DE	7/22/2019	270	6,675.00	
1608340	202700701	7/22/2019	270	6,300.18	
1608383	2001682	7/22/2019	270	6,103.51	
1608387	2001687	7/22/2019	270	5,501.59	
1608373	2001671	7/22/2019	270	5,326.90	
1608384	2001683	7/22/2019	270	5,268.16	
1608365	2001661	7/22/2019	270	3,600.00	
1608391	2001691	7/22/2019	270	3,570.00	
1608400	2001706	7/22/2019	270	3,124.00	
1608372	2001670	7/22/2019	270	2,894.85	
1608448	2001760	7/22/2019	270	1,987.27	
1608426	2001738	7/22/2019	270	1,460.00	
1608382	2001681	7/22/2019	270	1,438.16	
1608375	2001673	7/22/2019	270	1,360.55	
1608368	2001664	7/22/2019	270	1,270.00	
1608390	2001690	7/22/2019	270	1,260.00	
1608378	2001676	7/22/2019	270	1,214.32	
1608379	2001677	7/22/2019	270	1,204.00	
1608393	2001696	7/22/2019	270	910.25	
1608381	2001680	7/22/2019	270	596.51	
1608394	2001700	7/22/2019	270	401.48	
1608335	202700708 AIRS TA	7/22/2019	270	209.00	
1608392	2001693	7/22/2019	270	140.00	
1608386	2001686	7/22/2019	270	102.16	
1608339	202700712 AIRS DE	7/22/2019	270	45.00	
1608367	2001663	7/22/2019	270	4.25	
1608323	CD ACH Bank Trans	7/22/2019	270		3,336,000.00
1608354	8008447 EFT REV C	7/22/2019	270		18,987.94
1608341	202700702	7/22/2019	270		20,594,260.96
1608342	202700703	7/22/2019	270		7,560,711.32
1608344	202700703	7/22/2019	270		776,680.00
1608345	302700704	7/22/2019	270		59,160,705.56
1608453	CD ACH Bank Trans	7/23/2019	270	110,347,000.00	
1608756	202700707 AIRS TA	7/23/2019	270	109,273,561.92	
1608764	203000703	7/23/2019	270	40,000,000.00	
1608841	2001828	7/23/2019	270	7,047,863.53	
1608778	203000706	7/23/2019	270	2,000,000.00	
1608768	203980701	7/23/2019	270	1,903,000.01	
1608839	2001826	7/23/2019	270	1,692,684.16	
1608766	204720701	7/23/2019	270	1,552,042.29	
1608775	203980703	7/23/2019	270	225,229.01	
1608882	2001881	7/23/2019	270	223,304.82	
1608798	2001777	7/23/2019	270	146,618.62	
1608797	2001776	7/23/2019	270	114,451.90	
1608895	2001894	7/23/2019	270	88,731.69	
1608757	202700708 AIRS TA	7/23/2019	270	73,515.14	
1608920	2001931	7/23/2019	270	70,000.00	
1608923	2001934	7/23/2019	270	55,366.21	
1608834	2001821	7/23/2019	270	53,043.95	
1608844	2001831	7/23/2019	270	49,350.00	
1608811	2001790	7/23/2019	270	37,866.93	
1608845	2001832	7/23/2019	270	30,667.29	
1608890	2001889	7/23/2019	270	27,158.87	
1608799	2001778	7/23/2019	270	25,965.02	
1608827	2001814	7/23/2019	270	24,940.00	

Run Date: 1/2/2020
 Run Time: 11:52:29AM

Demand Account Activity

Page: 30
 User: 0

Start Date: 7/1/2019 End Date: 12/31/2019

Jnl. Entry	Ref #	Trx. Date	Ledger	Debit Amount	Credit Amount
1608884	2001883	7/23/2019	270	24,520.55	
1608861	2001851	7/23/2019	270	22,307.25	
1608809	2001788	7/23/2019	270	21,989.13	
1608840	2001827	7/23/2019	270	21,794.13	
1608800	2001779	7/23/2019	270	21,044.24	
1608924	2001935	7/23/2019	270	19,087.90	
1608899	2001898	7/23/2019	270	17,205.35	
1608812	2001793	7/23/2019	270	16,389.01	
1608792	2001771	7/23/2019	270	16,140.00	
1608820	2001807	7/23/2019	270	16,090.00	
1608921	2001932	7/23/2019	270	16,000.00	
1608801	2001780	7/23/2019	270	15,758.09	
1608802	2001781	7/23/2019	270	15,540.14	
1608821	2001808	7/23/2019	270	13,955.00	
1608759	202700710 AIRS DE	7/23/2019	270	13,263.94	
1608822	2001809	7/23/2019	270	13,120.00	
1608823	2001810	7/23/2019	270	12,625.00	
1608828	2001815	7/23/2019	270	11,780.00	
1608824	2001811	7/23/2019	270	11,680.00	
1608817	2001804	7/23/2019	270	10,980.00	
1608818	2001805	7/23/2019	270	10,225.00	
1608829	2001816	7/23/2019	270	9,730.00	
1608808	2001787	7/23/2019	270	9,529.74	
1608825	2001812	7/23/2019	270	9,010.00	
1608819	2001806	7/23/2019	270	8,825.00	
1608826	2001813	7/23/2019	270	8,815.00	
1608794	2001773	7/23/2019	270	8,098.94	
1608810	2001789	7/23/2019	270	6,373.51	
1608858	2001848	7/23/2019	270	6,212.11	
1608925	2001936	7/23/2019	270	6,170.40	
1608898	2001897	7/23/2019	270	5,894.75	
1608815	2001797	7/23/2019	270	5,301.35	
1608758	202700709 AIRS DE	7/23/2019	270	5,004.05	
1608796	2001775	7/23/2019	270	4,521.10	
1608891	2001890	7/23/2019	270	3,772.80	
1608846	2001836	7/23/2019	270	2,455.00	
1608761	202700701	7/23/2019	270	2,190.00	
1608901	2001900	7/23/2019	270	2,009.00	
1608922	2001933	7/23/2019	270	2,000.00	
1608803	2001782	7/23/2019	270	1,706.95	
1608864	2001856	7/23/2019	270	1,647.51	
1608900	2001899	7/23/2019	270	1,460.00	
1608804	2001783	7/23/2019	270	1,385.00	
1608849	2001839	7/23/2019	270	1,335.00	
1608886	2001885	7/23/2019	270	1,174.00	
1608805	2001784	7/23/2019	270	1,147.50	
1608814	2001796	7/23/2019	270	1,080.00	
1608760	202700711 AIRS DE	7/23/2019	270	1,050.00	
1608791	2001770	7/23/2019	270	890.00	
1608837	2001824	7/23/2019	270	865.13	
1608816	2001803	7/23/2019	270	800.00	
1608887	2001886	7/23/2019	270	570.00	
1608806	2001785	7/23/2019	270	512.01	
1608793	2001772	7/23/2019	270	415.00	
1608790	2001769	7/23/2019	270	400.00	
1608894	2001893	7/23/2019	270	384.00	

Run Date: 1/2/2020
 Run Time: 11:52:29AM

Demand Account Activity

Start Date: 7/1/2019 End Date: 12/31/2019

Page: 31
 User: 0

Jnl. Entry	Ref #	Trx. Date	Ledger	Debit Amount	Credit Amount
1608795	2001774	7/23/2019	270	350.00	
1608770	203980702	7/23/2019	270	339.42	
1608918	2001929	7/23/2019	270	321.90	
1608892	2001891	7/23/2019	270	203.40	
1608807	2001786	7/23/2019	270	190.75	
1608866	2001858	7/23/2019	270	140.00	
1608897	2001896	7/23/2019	270	109.44	
1608888	2001887	7/23/2019	270	108.00	
1608850	2001840	7/23/2019	270	56.25	
1608452	CD ACH Bank Trans	7/23/2019	270		3,924,000.00
1608773	8008451 EFT REV C	7/23/2019	270		5,262.68
1608774	8008448 EFT DSMV	7/23/2019	270		43.89
1608762	202700702	7/23/2019	270		8,990,569.23
1608763	202700703	7/23/2019	270		10,401,376.24
1608767	202700704	7/23/2019	270		1,552,042.29
1608772	202700705	7/23/2019	270		250,000,000.00
1609252	202700707 AIRS TA	7/24/2019	270	64,239,175.99	
1609271	203980705	7/24/2019	270	56,235,569.45	
1609260	203000703	7/24/2019	270	11,000,000.00	
1609301	2001959	7/24/2019	270	1,328,032.65	
1609317	2001978	7/24/2019	270	1,200,000.00	
1609264	204720701	7/24/2019	270	1,197,828.05	
1609259	2023000701	7/24/2019	270	1,000,000.00	
1609395	203000706	7/24/2019	270	1,000,000.00	
1609306	2001965	7/24/2019	270	927,700.71	
1609352	2002020	7/24/2019	270	799,042.60	
1609389	2002070	7/24/2019	270	644,913.77	
1609393	2002075	7/24/2019	270	475,166.00	
1609348	2002014	7/24/2019	270	397,527.24	
1609354	2002022	7/24/2019	270	320,440.98	
1609305	2001963	7/24/2019	270	203,463.43	
1609322	2001983	7/24/2019	270	197,478.07	
1609323	2001984	7/24/2019	270	127,831.20	
1609328	2001989	7/24/2019	270	125,722.80	
1609307	2001966	7/24/2019	270	78,779.90	
1609329	2001991	7/24/2019	270	51,062.24	
1609296	2001954	7/24/2019	270	42,327.32	
1609330	2001993	7/24/2019	270	36,997.80	
1609324	2001985	7/24/2019	270	26,566.51	
1609355	2002023	7/24/2019	270	26,429.44	
1609308	2001967	7/24/2019	270	22,504.19	
1609309	2001968	7/24/2019	270	21,334.75	
1609383	2002064	7/24/2019	270	16,054.78	
1609268	203980703	7/24/2019	270	15,154.08	
1609254	202700709 AIRS D€	7/24/2019	270	13,757.53	
1609291	2001948	7/24/2019	270	13,633.16	
1609255	202700710 AIRS D€	7/24/2019	270	13,395.62	
1609310	2001969	7/24/2019	270	12,965.79	
1609311	2001970	7/24/2019	270	10,753.19	
1609356	2002024	7/24/2019	270	8,576.30	
1609375	2002056	7/24/2019	270	6,601.13	
1609293	2001950	7/24/2019	270	6,104.43	
1609295	2001952	7/24/2019	270	5,800.00	
1609326	2001987	7/24/2019	270	5,670.00	
1609365	2002034	7/24/2019	270	5,048.00	
1609358	2002026	7/24/2019	270	5,032.57	

Run Date: 1/2/2020
 Run Time: 11:52:29AM

Demand Account Activity

Page: 32
 User: 0

Start Date: 7/1/2019 End Date: 12/31/2019

Jnl. Entry	Ref #	Trx. Date	Ledger	Debit Amount	Credit Amount
1609312	2001971	7/24/2019	270	4,925.96	
1609265	203980701	7/24/2019	270	4,643.12	
1609371	2002047	7/24/2019	270	3,555.00	
1609253	202700708 AIRS TA	7/24/2019	270	3,469.70	
1609363	2002032	7/24/2019	270	2,924.00	
1609382	2002063	7/24/2019	270	2,798.25	
1609362	2002031	7/24/2019	270	2,687.00	
1609364	2002033	7/24/2019	270	2,587.00	
1609394	2002077	7/24/2019	270	2,193.56	
1609256	202700711 AIRS DE	7/24/2019	270	1,725.00	
1609368	2002044	7/24/2019	270	1,655.00	
1609367	2002043	7/24/2019	270	1,565.00	
1609332	2001995	7/24/2019	270	1,460.00	
1609333	2001996	7/24/2019	270	1,198.00	
1609361	2002030	7/24/2019	270	1,100.00	
1609370	2002046	7/24/2019	270	1,040.00	
1609373	2002051	7/24/2019	270	917.75	
1609334	2001997	7/24/2019	270	886.00	
1609335	2001998	7/24/2019	270	854.00	
1609304	2001962	7/24/2019	270	820.00	
1609336	2001999	7/24/2019	270	785.00	
1609372	2002049	7/24/2019	270	633.25	
1609314	2001975	7/24/2019	270	611.98	
1609315	2001976	7/24/2019	270	526.23	
1609316	2001977	7/24/2019	270	401.40	
1609338	2002004	7/24/2019	270	395.00	
1609257	202700701	7/24/2019	270	363.42	
1609339	2002005	7/24/2019	270	349.00	
1609340	2002006	7/24/2019	270	305.00	
1609289	2001946	7/24/2019	270	250.00	
1609341	2002007	7/24/2019	270	205.00	
1609292	2001949	7/24/2019	270	175.00	
1609342	2002008	7/24/2019	270	140.00	
1609353	2002021	7/24/2019	270	120.77	
1609294	2001951	7/24/2019	270	100.00	
1609374	2002053	7/24/2019	270	100.00	
1609345	2002011	7/24/2019	270	94.52	
1609331	2001994	7/24/2019	270	74.42	
1609327	2001988	7/24/2019	270	71.40	
1609290	2001947	7/24/2019	270	60.00	
1609297	2001955	7/24/2019	270	58.20	
1609346	2002012	7/24/2019	270	40.00	
1609347	2002013	7/24/2019	270	27.00	
1609391	2002073	7/24/2019	270	24.00	
1609369	2002045	7/24/2019	270	22.00	
1608927	CD ACH Bank Trans	7/24/2019	270		14,412,000.00
1609258	202700702	7/24/2019	270		1,328,032.65
1609261	302700703	7/24/2019	270		4,378,143.51
1609262	202700704	7/24/2019	270		4,499,697.69
1609274	202700704	7/24/2019	270		15,154.08
1609275	3202700705	7/24/2019	270		118,000,000.00
1609890	2002112	7/25/2019	270	107,416,056.10	
1609615	203980702	7/25/2019	270	107,347,506.91	
1609600	202700707 AIRS TA	7/25/2019	270	33,019,534.10	
1609607	203000703	7/25/2019	270	11,000,000.00	
1609946	2002182	7/25/2019	270	8,645,748.06	

Run Date: 1/2/2020
 Run Time: 11:52:29AM

Demand Account Activity

Start Date: 7/1/2019 End Date: 12/31/2019

Page: 33
 User: 0

Jnl. Entry	Ref #	Trx. Date	Ledger	Debit Amount	Credit Amount
1609606	202300701	7/25/2019	270	7,000,000.00	
1609601	202700708 AIRS TA	7/25/2019	270	507,005.98	
1609879	2002100	7/25/2019	270	428,000.00	
1609896	2002120	7/25/2019	270	336,862.35	
1609888	2002110	7/25/2019	270	306,662.57	
1609948	2002184	7/25/2019	270	201,134.96	
1609609	203980701	7/25/2019	270	190,676.81	
1609950	2002186	7/25/2019	270	117,865.02	
1609898	2002123	7/25/2019	270	90,711.75	
1609925	2002154	7/25/2019	270	49,294.40	
1609906	2002131	7/25/2019	270	47,505.52	
1609891	2002114	7/25/2019	270	33,308.91	
1609603	202700710 AIRS DE	7/25/2019	270	32,403.68	
1609904	2002129	7/25/2019	270	31,205.97	
1609899	2002124	7/25/2019	270	31,052.18	
1609924	2002152	7/25/2019	270	30,200.74	
1609905	2002130	7/25/2019	270	25,935.50	
1609929	2002160	7/25/2019	270	18,297.51	
1609957	2002193	7/25/2019	270	17,179.16	
1609602	202700709 AIRS DE	7/25/2019	270	6,514.21	
1609878	2002099	7/25/2019	270	6,008.80	
1609894	2002117	7/25/2019	270	5,750.45	
1609931	2002162	7/25/2019	270	5,295.00	
1609900	2002125	7/25/2019	270	3,736.31	
1609910	2002136	7/25/2019	270	3,682.91	
1609873	2002094	7/25/2019	270	3,420.00	
1609621	203980706	7/25/2019	270	3,200.00	
1609903	2002128	7/25/2019	270	2,911.00	
1609889	2002111	7/25/2019	270	2,572.75	
1609932	2002164	7/25/2019	270	1,973.75	
1609922	2002150	7/25/2019	270	1,875.00	
1609901	2002126	7/25/2019	270	1,762.79	
1609605	202700701	7/25/2019	270	1,759.93	
1609952	2002188	7/25/2019	270	1,696.93	
1609892	2002115	7/25/2019	270	1,681.73	
1609874	2002095	7/25/2019	270	1,598.57	
1609911	2002137	7/25/2019	270	1,528.08	
1609908	2002133	7/25/2019	270	1,385.28	
1609912	2002139	7/25/2019	270	1,276.00	
1609869	2002090	7/25/2019	270	1,200.00	
1609930	2002161	7/25/2019	270	1,130.00	
1609909	2002135	7/25/2019	270	1,122.00	
1609918	2002146	7/25/2019	270	972.50	
1609919	2002147	7/25/2019	270	900.00	
1609893	2002116	7/25/2019	270	635.00	
1609913	2002140	7/25/2019	270	594.00	
1609604	202700711 AIRS DE	7/25/2019	270	570.00	
1609872	2002093	7/25/2019	270	550.00	
1609934	2002169	7/25/2019	270	480.00	
1609953	2002189	7/25/2019	270	312.64	
1609907	2002132	7/25/2019	270	126.00	
1609871	2002092	7/25/2019	270	125.00	
1609914	2002141	7/25/2019	270	114.00	
1609933	2002166	7/25/2019	270	80.00	
1609923	2002151	7/25/2019	270	50.00	
1609398	CD ACH Bank Trans	7/25/2019	270		6,000,000.00

Run Date: 1/2/2020
 Run Time: 11:52:29AM

Demand Account Activity

Start Date: 7/1/2019 End Date: 12/31/2019

Page: 34
 User: 0

Jnl. Entry	Ref #	Trx. Date	Ledger	Debit Amount	Credit Amount
1609624	8008463 EFT REV	7/25/2019	270		34,869.83
1609608	202700702	7/25/2019	270		124,436,732.06
1609612	202700703	7/25/2019	270		3,894,343.86
1609618	202700703	7/25/2019	270		133,000,000.00
1609622	20270704	7/25/2019	270		3,200.00
1609962	202700701	7/25/2019	270		5,000,000.00
1609963	202700702	7/25/2019	270		4,000,000.00
1610367	204700701	7/26/2019	270	260,000,000.00	
1610358	202700707 AIRS TA	7/26/2019	270	47,375,516.48	
1609966	CD ACH Bank Trans	7/26/2019	270	27,915,716.00	
1610364	203000704	7/26/2019	270	11,000,000.00	
1610455	2002297	7/26/2019	270	7,751,475.93	
1610376	203000706	7/26/2019	270	4,000,000.00	
1610457	2002299	7/26/2019	270	2,045,886.12	
1610454	2002296	7/26/2019	270	1,541,691.01	
1610456	2002298	7/26/2019	270	504,777.88	
1610400	2002224	7/26/2019	270	451,895.03	
1610384	2002207	7/26/2019	270	207,170.51	
1610403	2002227	7/26/2019	270	120,315.29	
1610399	2002223	7/26/2019	270	117,641.20	
1610469	2002311	7/26/2019	270	115,083.00	
1610452	2002293	7/26/2019	270	109,982.79	
1610395	2002219	7/26/2019	270	98,161.04	
1610482	2002325	7/26/2019	270	85,000.00	
1610410	2002235	7/26/2019	270	79,390.82	
1610486	2002329	7/26/2019	270	62,488.77	
1610443	2002282	7/26/2019	270	49,896.47	
1610412	2002238	7/26/2019	270	42,096.94	
1610418	2002244	7/26/2019	270	41,863.47	
1610464	2002306	7/26/2019	270	40,644.83	
1610487	2002330	7/26/2019	270	36,020.91	
1610421	2002247	7/26/2019	270	32,851.78	
1610359	202700708 AIRS TA	7/26/2019	270	31,192.00	
1610485	2002328	7/26/2019	270	28,595.79	
1610466	2002308	7/26/2019	270	28,194.88	
1610385	2002208	7/26/2019	270	26,571.30	
1610422	2002250	7/26/2019	270	24,708.20	
1610483	2002326	7/26/2019	270	21,000.00	
1610460	2002302	7/26/2019	270	17,736.48	
1610448	2002289	7/26/2019	270	17,626.33	
1610484	2002327	7/26/2019	270	17,318.00	
1610397	2002221	7/26/2019	270	17,250.02	
1610467	2002309	7/26/2019	270	15,430.70	
1610396	2002220	7/26/2019	270	12,830.00	
1610360	202700709 AIRS D€	7/26/2019	270	11,873.95	
1610453	2002295	7/26/2019	270	11,253.00	
1610419	2002245	7/26/2019	270	10,638.45	
1610391	2002215	7/26/2019	270	8,584.00	
1610409	2002234	7/26/2019	270	8,411.53	
1610413	2002239	7/26/2019	270	6,340.10	
1610437	2002274	7/26/2019	270	4,985.54	
1610449	2002290	7/26/2019	270	4,661.67	
1610361	202700710 AIRS D€	7/26/2019	270	4,619.50	
1610404	2002228	7/26/2019	270	4,546.59	
1610362	202700701	7/26/2019	270	4,392.71	
1610429	2002261	7/26/2019	270	3,960.00	

Run Date: 1/2/2020
 Run Time: 11:52:29AM

Demand Account Activity

Start Date: 7/1/2019 End Date: 12/31/2019

Page: 35
 User: 0

Jnl. Entry	Ref #	Trx. Date	Ledger	Debit Amount	Credit Amount
1610468	2002310	7/26/2019	270	3,536.34	
1610407	2002231	7/26/2019	270	2,726.36	
1610394	2002218	7/26/2019	270	2,150.92	
1610428	2002260	7/26/2019	270	1,480.00	
1610386	2002210	7/26/2019	270	1,425.00	
1610440	2002277	7/26/2019	270	1,309.50	
1610430	2002263	7/26/2019	270	1,182.50	
1610414	2002240	7/26/2019	270	1,084.00	
1610463	2002305	7/26/2019	270	1,045.21	
1610431	2002265	7/26/2019	270	926.75	
1610405	2002229	7/26/2019	270	735.00	
1610415	2002241	7/26/2019	270	708.00	
1610408	2002233	7/26/2019	270	693.90	
1610398	2002222	7/26/2019	270	685.68	
1610393	2002217	7/26/2019	270	500.00	
1610416	2002242	7/26/2019	270	347.50	
1610450	2002291	7/26/2019	270	214.51	
1610433	2002268	7/26/2019	270	120.00	
1610417	2002243	7/26/2019	270	118.00	
1609965	CD ACH Bank Trans	7/26/2019	270		69,764,000.00
1610373	8008466 EFT REV C	7/26/2019	270		805,977.31
1610363	202700702	7/26/2019	270		15,958,470.00
1610365	202700703	7/26/2019	270		188,297,223.05
1610368	202700704	7/26/2019	270		89,326,287.49
1610790	192700720	7/29/2019	270	95,022,845.83	
1610780	192700710	7/29/2019	270	25,000,000.00	
1610797	Correct Journal Entr	7/29/2019	270	24,000,000.00	
1610769	192700701EFT AIRS	7/29/2019	270	21,793,831.49	
1610756	CD ACH Bank Trans	7/29/2019	270	16,100,000.00	
1610781	192700711	7/29/2019	270	1,000,000.00	
1610890	2002441	7/29/2019	270	881,484.97	
1610820	2002355	7/29/2019	270	638,078.98	
1610850	2002392	7/29/2019	270	524,779.59	
1610821	2002356	7/29/2019	270	344,417.00	
1610825	2002360	7/29/2019	270	186,460.50	
1610826	2002361	7/29/2019	270	67,442.30	
1610887	2002438	7/29/2019	270	56,179.73	
1610835	2002371	7/29/2019	270	51,982.17	
1610885	2002436	7/29/2019	270	45,448.77	
1610784	192700714	7/29/2019	270	39,560.57	
1610829	2002364	7/29/2019	270	30,713.70	
1610811	2002346	7/29/2019	270	30,153.30	
1610849	2002391	7/29/2019	270	29,489.14	
1610774	192700704IRPCC A	7/29/2019	270	29,440.29	
1610830	2002365	7/29/2019	270	25,095.15	
1610772	192700703IFTA CC	7/29/2019	270	22,801.65	
1610831	2002367	7/29/2019	270	22,351.52	
1610771	19270702CC AIRS	7/29/2019	270	21,926.75	
1610833	2002369	7/29/2019	270	17,271.86	
1610854	2002396	7/29/2019	270	11,142.41	
1610895	2002447	7/29/2019	270	8,848.50	
1610785	192700715	7/29/2019	270	8,359.07	
1610840	2002377	7/29/2019	270	7,956.12	
1610810	2002345	7/29/2019	270	7,298.00	
1610841	2002378	7/29/2019	270	6,814.91	
1610842	2002379	7/29/2019	270	6,750.00	

Run Date: 1/2/2020
 Run Time: 11:52:29AM

Demand Account Activity

Start Date: 7/1/2019 End Date: 12/31/2019

Page: 36
 User: 0

Jnl. Entry	Ref #	Trx. Date	Ledger	Debit Amount	Credit Amount
1610834	2002370	7/29/2019	270	6,329.24	
1610848	2002390	7/29/2019	270	5,869.82	
1610856	2002398	7/29/2019	270	4,208.30	
1610824	2002359	7/29/2019	270	4,056.06	
1610843	2002380	7/29/2019	270	2,730.00	
1610891	2002443	7/29/2019	270	2,050.00	
1610875	2002420	7/29/2019	270	1,764.00	
1610844	2002382	7/29/2019	270	1,740.00	
1610893	2002445	7/29/2019	270	1,670.00	
1610845	2002383	7/29/2019	270	1,559.00	
1610828	2002363	7/29/2019	270	1,466.15	
1610878	2002423	7/29/2019	270	1,230.48	
1610775	192700705ABC LIC	7/29/2019	270	1,050.00	
1610779	192700709	7/29/2019	270	918.00	
1610814	2002349	7/29/2019	270	890.00	
1610819	2002354	7/29/2019	270	750.00	
1610846	2002385	7/29/2019	270	669.50	
1610876	2002421	7/29/2019	270	494.60	
1610812	2002347	7/29/2019	270	490.00	
1610813	2002348	7/29/2019	270	490.00	
1610827	2002362	7/29/2019	270	372.66	
1610815	2002350	7/29/2019	270	330.11	
1610897	2002449	7/29/2019	270	291.23	
1610817	2002352	7/29/2019	270	282.58	
1610896	2002448	7/29/2019	270	277.40	
1610899	2002451	7/29/2019	270	255.11	
1610851	2002393	7/29/2019	270	205.56	
1610902	2002454	7/29/2019	270	203.00	
1610892	2002444	7/29/2019	270	196.50	
1610855	2002397	7/29/2019	270	131.37	
1610818	2002353	7/29/2019	270	88.41	
1610847	2002387	7/29/2019	270	80.00	
1610867	2002411	7/29/2019	270	73.95	
1610873	2002418	7/29/2019	270	58.00	
1610816	2002351	7/29/2019	270	18.31	
1610822	2002357	7/29/2019	270	17.00	
1610901	2002453	7/29/2019	270	6.62	
1610755	CD ACH Bank Trans	7/29/2019	270		6,576,000.00
1610792	8008467 EFT REV C	7/29/2019	270		58,938.47
1610777	192700707	7/29/2019	270		5,054,279.32
1610778	192700708	7/29/2019	270		7,967,634.66
1610786	192700716	7/29/2019	270		8,359.07
1610789	192700719	7/29/2019	270		142,000,000.00
1610796	Back Out Journal Er	7/29/2019	270		25,000,000.00
1611212	192700715	7/30/2019	270	155,069,864.76	
1611207	192700710	7/30/2019	270	53,000,000.00	
1611198	192700701EFT AIRS	7/30/2019	270	3,409,834.24	
1611321	2002585	7/30/2019	270	1,418,285.63	
1611333	2002598	7/30/2019	270	950,000.00	
1611240	2002480	7/30/2019	270	592,674.27	
1611236	2002476	7/30/2019	270	546,188.37	
1611280	2002537	7/30/2019	270	334,538.71	
1611260	2002514	7/30/2019	270	256,085.01	
1611261	2002515	7/30/2019	270	227,762.95	
1611232	2002472	7/30/2019	270	225,986.03	
1611274	2002530	7/30/2019	270	210,926.40	

Run Date: 1/2/2020
 Run Time: 11:52:29AM

Demand Account Activity

Page: 37
 User: 0

Start Date: 7/1/2019 End Date: 12/31/2019

Jnl. Entry	Ref #	Trx. Date	Ledger	Debit Amount	Credit Amount
1611269	2002525	7/30/2019	270	179,906.18	
1611254	2002507	7/30/2019	270	164,504.80	
1611262	2002516	7/30/2019	270	150,566.89	
1611314	2002577	7/30/2019	270	113,370.32	
1611313	2002576	7/30/2019	270	103,465.26	
1611323	2002587	7/30/2019	270	90,491.18	
1611253	2002506	7/30/2019	270	77,647.28	
1611325	2002589	7/30/2019	270	74,102.06	
1611250	2002503	7/30/2019	270	65,278.56	
1611234	2002474	7/30/2019	270	53,378.46	
1611310	2002573	7/30/2019	270	50,266.88	
1611268	2002524	7/30/2019	270	39,476.62	
1611276	2002533	7/30/2019	270	26,274.22	
1611230	2002470	7/30/2019	270	25,000.00	
1611237	2002477	7/30/2019	270	21,154.01	
1611226	2002466	7/30/2019	270	14,423.28	
1611275	2002532	7/30/2019	270	13,489.89	
1611208	192700711	7/30/2019	270	9,775.00	
1611225	2002465	7/30/2019	270	6,300.00	
1611249	2002493	7/30/2019	270	5,181.50	
1611233	2002473	7/30/2019	270	5,019.13	
1611201	192700704IRPCCAI	7/30/2019	270	4,718.78	
1611317	2002581	7/30/2019	270	3,835.00	
1611329	2002594	7/30/2019	270	3,333.00	
1611322	2002586	7/30/2019	270	3,307.18	
1611200	192700703IFTA CC	7/30/2019	270	2,986.63	
1611281	2002538	7/30/2019	270	2,923.07	
1611202	192700705ABC LIC	7/30/2019	270	2,250.00	
1611258	2002512	7/30/2019	270	2,065.00	
1611272	2002528	7/30/2019	270	1,950.00	
1611251	2002504	7/30/2019	270	1,901.97	
1611199	192700702CC AIRS	7/30/2019	270	1,753.75	
1611270	2002526	7/30/2019	270	1,665.00	
1611235	2002475	7/30/2019	270	1,576.62	
1611311	2002574	7/30/2019	270	1,200.00	
1611248	2002492	7/30/2019	270	1,150.00	
1611257	2002511	7/30/2019	270	1,107.50	
1611255	2002508	7/30/2019	270	1,050.00	
1611316	2002580	7/30/2019	270	900.00	
1611238	2002478	7/30/2019	270	843.22	
1611239	2002479	7/30/2019	270	616.81	
1611319	2002583	7/30/2019	270	600.00	
1611231	2002471	7/30/2019	270	560.00	
1611259	2002513	7/30/2019	270	446.20	
1611252	2002505	7/30/2019	270	327.87	
1611228	2002468	7/30/2019	270	140.00	
1611271	2002527	7/30/2019	270	98.25	
1611227	2002467	7/30/2019	270	85.00	
1611256	2002510	7/30/2019	270	56.25	
1611315	2002579	7/30/2019	270	50.00	
1611278	2002535	7/30/2019	270	37.71	
1611206	192700709	7/30/2019	270	10.00	
1611229	2002469	7/30/2019	270	4.25	
1610912	CD ACH Bank Trans	7/30/2019	270		1,350,000.00
1611213	8008470 EFT REV C	7/30/2019	270		10,155.14
1611203	192700706	7/30/2019	270		192,770,668.25

Run Date: 1/2/2020
 Run Time: 11:52:29AM

Demand Account Activity

Start Date: 7/1/2019 End Date: 12/31/2019

Page: 38
 User: 0

Jnl. Entry	Ref #	Trx. Date	Ledger	Debit Amount	Credit Amount
1611205	192700708	7/30/2019	270		10,681,631.79
1611209	192700712	7/30/2019	270		9,775.00
1611334	192700720	7/30/2019	270		13,000,000.00
1611630	192700716	7/31/2019	270	130,376,358.85	
1611615	192700706	7/31/2019	270	16,000,000.00	
1611621	192700710	7/31/2019	270	10,000,000.00	
1611538	192700701EFT AIR:	7/31/2019	270	4,107,799.74	
1611639	192700725	7/31/2019	270	3,000,000.00	
1611691	2002653	7/31/2019	270	843,932.15	
1611661	2002617	7/31/2019	270	520,873.81	
1611728	2002697	7/31/2019	270	405,249.21	
1611742	2002711	7/31/2019	270	183,352.37	
1611715	2002681	7/31/2019	270	172,687.82	
1611685	2002646	7/31/2019	270	67,640.50	
1611676	2002636	7/31/2019	270	49,349.74	
1611730	2002699	7/31/2019	270	27,326.21	
1611663	2002619	7/31/2019	270	25,370.00	
1611605	192700703IRPCC A	7/31/2019	270	20,159.37	
1611687	2002648	7/31/2019	270	16,230.51	
1611670	2002630	7/31/2019	270	15,429.40	
1611690	2002652	7/31/2019	270	13,310.00	
1611707	2002669	7/31/2019	270	12,587.35	
1611604	192700702IFTA CC	7/31/2019	270	10,134.18	
1611735	2002704	7/31/2019	270	5,237.75	
1611664	2002620	7/31/2019	270	4,332.74	
1611745	2002715	7/31/2019	270	2,709.25	
1611660	2002616	7/31/2019	270	2,400.00	
1611678	2002639	7/31/2019	270	2,377.52	
1611697	2002659	7/31/2019	270	2,202.50	
1611616	192700707	7/31/2019	270	2,173.28	
1611667	2002623	7/31/2019	270	2,156.25	
1611672	2002632	7/31/2019	270	1,732.00	
1611681	2002642	7/31/2019	270	1,624.00	
1611625	192700713	7/31/2019	270	1,590.62	
1611734	2002703	7/31/2019	270	1,567.64	
1611700	2002662	7/31/2019	270	1,290.00	
1611684	2002645	7/31/2019	270	1,214.00	
1611671	2002631	7/31/2019	270	1,112.00	
1611674	2002634	7/31/2019	270	1,072.00	
1611666	2002622	7/31/2019	270	880.00	
1611668	2002625	7/31/2019	270	606.00	
1611665	2002621	7/31/2019	270	537.34	
1611606	192700704ABC LIC	7/31/2019	270	525.00	
1611683	2002644	7/31/2019	270	455.00	
1611677	2002638	7/31/2019	270	336.10	
1611732	2002701	7/31/2019	270	310.00	
1611731	2002700	7/31/2019	270	259.06	
1611704	2002666	7/31/2019	270	257.00	
1611682	2002643	7/31/2019	270	214.00	
1611680	2002641	7/31/2019	270	210.00	
1611679	2002640	7/31/2019	270	200.00	
1611673	2002633	7/31/2019	270	185.00	
1611686	2002647	7/31/2019	270	172.00	
1611675	2002635	7/31/2019	270	148.00	
1611669	2002627	7/31/2019	270	100.00	
1611662	2002618	7/31/2019	270	90.00	

Run Date: 1/2/2020
 Run Time: 11:52:29AM

Demand Account Activity

Page: 39
 User: 0

Start Date: 7/1/2019 End Date: 12/31/2019

Jnl. Entry	Ref #	Trx. Date	Ledger	Debit Amount	Credit Amount
1611705	2002667	7/31/2019	270	79.50	
1611703	2002665	7/31/2019	270	28.83	
1611340	CD ACH Bank Trans	7/31/2019	270		15,954,000.00
1611627	8008473 EFT REV C	7/31/2019	270		3,041.20
1611617	192700708	7/31/2019	270		7,652,426.67
1611618	192700709	7/31/2019	270		11,951,538.31
1611636	192700720	7/31/2019	270		130,000,000.00
1611984	192700717	8/1/2019	270	336,000,000.00	
1612066	2002813	8/1/2019	270	272,165,964.98	
1611822	192700703	8/1/2019	270	10,000,000.00	
1612036	2002777	8/1/2019	270	3,882,246.43	
1611988	192700725	8/1/2019	270	3,000,000.00	
1612061	2002808	8/1/2019	270	800,501.77	
1612073	2002821	8/1/2019	270	390,223.31	
1612056	2002800	8/1/2019	270	328,751.19	
1612011	2002740	8/1/2019	270	279,028.77	
1612048	2002791	8/1/2019	270	170,847.53	
1612067	2002815	8/1/2019	270	137,174.95	
1612074	2002822	8/1/2019	270	97,496.71	
1612005	2002734	8/1/2019	270	63,700.00	
1612018	2002748	8/1/2019	270	51,723.89	
1612072	2002820	8/1/2019	270	44,908.62	
1612008	2002737	8/1/2019	270	43,100.00	
1612016	2002745	8/1/2019	270	36,235.40	
1611978	192700710	8/1/2019	270	32,801.50	
1612009	2002738	8/1/2019	270	24,153.93	
1612031	2002761	8/1/2019	270	18,196.25	
1612063	2002810	8/1/2019	270	9,803.95	
1612069	2002817	8/1/2019	270	6,966.69	
1612021	2002751	8/1/2019	270	6,902.52	
1612003	2002732	8/1/2019	270	6,212.09	
1612070	2002818	8/1/2019	270	3,051.23	
1612002	2002731	8/1/2019	270	2,086.71	
1612020	2002750	8/1/2019	270	2,003.28	
1612015	2002744	8/1/2019	270	1,744.56	
1612010	2002739	8/1/2019	270	1,736.00	
1612019	2002749	8/1/2019	270	1,588.82	
1612035	2002775	8/1/2019	270	1,572.66	
1612007	2002736	8/1/2019	270	1,545.15	
1612034	2002774	8/1/2019	270	1,364.75	
1612023	2002753	8/1/2019	270	1,227.00	
1612083	2002831	8/1/2019	270	1,035.00	
1611999	2002728	8/1/2019	270	1,024.70	
1612046	2002789	8/1/2019	270	993.11	
1611998	2002727	8/1/2019	270	990.00	
1612006	2002735	8/1/2019	270	930.00	
1612012	2002741	8/1/2019	270	924.00	
1612082	2002830	8/1/2019	270	669.00	
1611823	192700704	8/1/2019	270	657.00	
1611996	2002725	8/1/2019	270	638.00	
1612001	2002730	8/1/2019	270	357.46	
1612014	2002743	8/1/2019	270	299.63	
1611997	2002726	8/1/2019	270	250.00	
1612017	2002747	8/1/2019	270	150.35	
1612053	2002796	8/1/2019	270	55.25	
1612052	2002795	8/1/2019	270	40.00	

Run Date: 1/2/2020
 Run Time: 11:52:29AM

Demand Account Activity

Start Date: 7/1/2019 End Date: 12/31/2019

Page: 40
 User: 0

Jnl. Entry	Ref #	Trx. Date	Ledger	Debit Amount	Credit Amount
1612054	2002797	8/1/2019	270	3.50	
1612013	2002742	8/1/2019	270	0.01	
1611977	8008474 ETICKET F	8/1/2019	270		4,040.23
1611820	192700701	8/1/2019	270		4,983,926.06
1611821	192700702	8/1/2019	270		11,910,000.00
1611825	192700705	8/1/2019	270		18,470,969.70
1611979	192700711	8/1/2019	270		32,801.50
1611983	192700716	8/1/2019	270		591,921,545.79
1613151	192700810	8/2/2019	270	293,000,000.00	
1613144	192700715	8/2/2019	270	131,884,029.21	
1613149	192700809	8/2/2019	270	8,152,067.68	
1613132	192700801	8/2/2019	270	7,443,742.69	
1613219	2002934	8/2/2019	270	3,130,576.50	
1613139	192700808	8/2/2019	270	2,000,000.00	
1613167	2002855	8/2/2019	270	1,069,613.00	
1613187	2002877	8/2/2019	270	1,000,000.00	
1613215	2002930	8/2/2019	270	436,878.54	
1613218	2002933	8/2/2019	270	382,603.84	
1612086	CD ACH Bank Trans	8/2/2019	270	375,000.00	
1613197	2002904	8/2/2019	270	331,156.91	
1613212	2002927	8/2/2019	270	320,839.04	
1613188	2002878	8/2/2019	270	316,827.79	
1613233	2002948	8/2/2019	270	261,347.19	
1613228	2002943	8/2/2019	270	201,920.00	
1613133	192700802CC AIRS	8/2/2019	270	132,297.54	
1613224	2002939	8/2/2019	270	99,072.92	
1613231	2002946	8/2/2019	270	90,147.02	
1613168	2002857	8/2/2019	270	86,219.31	
1613249	2002965	8/2/2019	270	70,000.00	
1613251	2002967	8/2/2019	270	57,000.00	
1613135	192700804IRPCCAI	8/2/2019	270	55,047.13	
1613223	2002938	8/2/2019	270	37,083.42	
1613134	192700803IFTA CC	8/2/2019	270	35,583.56	
1613182	2002871	8/2/2019	270	33,012.76	
1613211	2002926	8/2/2019	270	31,144.41	
1613194	2002900	8/2/2019	270	28,396.52	
1613226	2002941	8/2/2019	270	20,612.56	
1613225	2002940	8/2/2019	270	18,792.18	
1613209	2002924	8/2/2019	270	17,854.29	
1613227	2002942	8/2/2019	270	12,341.61	
1613165	2002844	8/2/2019	270	10,346.75	
1613184	2002874	8/2/2019	270	8,561.17	
1613232	2002947	8/2/2019	270	8,449.90	
1613166	2002854	8/2/2019	270	6,892.93	
1613216	2002931	8/2/2019	270	6,886.19	
1613229	2002944	8/2/2019	270	6,480.75	
1613220	2002935	8/2/2019	270	5,836.83	
1613196	2002903	8/2/2019	270	4,746.58	
1613163	2002841	8/2/2019	270	4,538.92	
1613178	2002867	8/2/2019	270	3,671.84	
1613250	2002966	8/2/2019	270	3,350.00	
1613161	2002839	8/2/2019	270	1,907.00	
1613172	2002861	8/2/2019	270	1,614.00	
1613180	2002869	8/2/2019	270	1,515.00	
1613181	2002870	8/2/2019	270	1,450.00	
1613136	192700805ABC LIC	8/2/2019	270	1,200.00	

Run Date: 1/2/2020
 Run Time: 11:52:29AM

Demand Account Activity

Start Date: 7/1/2019 End Date: 12/31/2019

Page: 41
 User: 0

Jnl. Entry	Ref #	Trx. Date	Ledger	Debit Amount	Credit Amount
1613170	2002859	8/2/2019	270	1,168.00	
1613174	2002863	8/2/2019	270	807.00	
1613176	2002865	8/2/2019	270	275.00	
1613210	2002925	8/2/2019	270	245.87	
1613175	2002864	8/2/2019	270	215.00	
1613217	2002932	8/2/2019	270	208.47	
1613160	2002838	8/2/2019	270	153.00	
1613252	2002968	8/2/2019	270	135.80	
1613171	2002860	8/2/2019	270	135.00	
1613179	2002868	8/2/2019	270	133.75	
1613169	2002858	8/2/2019	270	80.00	
1613162	2002840	8/2/2019	270	56.55	
1613173	2002862	8/2/2019	270	35.00	
1613177	2002866	8/2/2019	270	23.14	
1613137	192700806	8/2/2019	270		21,772,500.85
1613140	192700809	8/2/2019	270		421,470,580.02
1613145	192700716	8/2/2019	270		8,152,067.68
1613510	204700801	8/5/2019	270	270,000,000.00	
1613498	202700807 AIRS TA	8/5/2019	270	11,249,513.91	
1613488	203000804	8/5/2019	270	11,000,000.00	
1613570	2003033	8/5/2019	270	1,628,934.61	
1613489	203000801	8/5/2019	270	1,000,000.00	
1613517	203000806	8/5/2019	270	1,000,000.00	
1613600	2003079	8/5/2019	270	760,175.73	
1613257	CD ACH Bank Trans	8/5/2019	270	370,000.00	
1613574	2003037	8/5/2019	270	337,805.56	
1613540	2002995	8/5/2019	270	126,740.87	
1613499	202700808 AIRS D€	8/5/2019	270	87,209.18	
1613588	2003067	8/5/2019	270	64,740.51	
1613567	2003030	8/5/2019	270	63,246.07	
1613538	2002993	8/5/2019	270	61,755.63	
1613509	204720801	8/5/2019	270	53,084.16	
1613587	2003066	8/5/2019	270	41,589.12	
1613595	2003074	8/5/2019	270	38,377.80	
1613531	2002984	8/5/2019	270	30,650.41	
1613500	202700809 AIRS D€	8/5/2019	270	27,956.29	
1613568	2003031	8/5/2019	270	22,917.84	
1613532	2002986	8/5/2019	270	22,669.03	
1613539	2002994	8/5/2019	270	9,424.75	
1613593	2003072	8/5/2019	270	6,734.03	
1613546	2003005	8/5/2019	270	4,985.00	
1613596	2003075	8/5/2019	270	4,337.62	
1613525	2002978	8/5/2019	270	3,843.00	
1613571	2003034	8/5/2019	270	3,519.19	
1613573	2003036	8/5/2019	270	3,488.23	
1613585	2003064	8/5/2019	270	3,172.86	
1613544	2003001	8/5/2019	270	3,007.00	
1613533	2002987	8/5/2019	270	2,995.97	
1613528	2002981	8/5/2019	270	2,723.10	
1613545	2003003	8/5/2019	270	2,244.50	
1613503	202700802	8/5/2019	270	2,021.95	
1613592	2003071	8/5/2019	270	1,695.00	
1613527	2002980	8/5/2019	270	1,486.49	
1613548	2003008	8/5/2019	270	986.43	
1613543	2003000	8/5/2019	270	970.00	
1613547	2003007	8/5/2019	270	675.03	

Run Date: 1/2/2020
 Run Time: 11:52:29AM

Demand Account Activity

Start Date: 7/1/2019 End Date: 12/31/2019

Page: 42
 User: 0

Jnl. Entry	Ref #	Trx. Date	Ledger	Debit Amount	Credit Amount
1613590	2003069	8/5/2019	270	642.50	
1613530	2002983	8/5/2019	270	404.76	
1613563	2003026	8/5/2019	270	315.00	
1613586	2003065	8/5/2019	270	157.65	
1613536	2002991	8/5/2019	270	125.00	
1613541	2002996	8/5/2019	270	100.00	
1613501	202700810 AIRS DE	8/5/2019	270	75.00	
1613591	2003070	8/5/2019	270	56.25	
1613529	2002982	8/5/2019	270	43.60	
1613566	2003029	8/5/2019	270	29.26	
1613537	2002992	8/5/2019	270	25.00	
1613526	2002979	8/5/2019	270	8.50	
1613258	DFA EFT REV 8/5/1!	8/5/2019	270		273,531.75
1613490	202700801	8/5/2019	270		12,902,325.85
1613502	202700803	8/5/2019	270		15,985,565.49
1613504	202700804	8/5/2019	270		64.67
1613506	202700804	8/5/2019	270		53,084.16
1613508	202700805	8/5/2019	270		268,450,066.47
1613878	203980801	8/6/2019	270	104,747,609.32	
1613859	203000804	8/6/2019	270	7,000,000.00	
1613871	202700807 AIRS TA	8/6/2019	270	6,794,531.97	
1613951	2003161	8/6/2019	270	2,618,721.49	
1613861	204720801	8/6/2019	270	1,090,337.51	
1613913	2003112	8/6/2019	270	720,121.62	
1613896	2003091	8/6/2019	270	615,818.64	
1613916	2003115	8/6/2019	270	574,708.46	
1613944	2003154	8/6/2019	270	174,706.18	
1613928	2003131	8/6/2019	270	96,343.28	
1613872	202700808 AIRS DE	8/6/2019	270	71,359.12	
1613985	2003204	8/6/2019	270	70,000.00	
1613921	2003124	8/6/2019	270	51,010.95	
1613927	2003130	8/6/2019	270	45,078.18	
1613955	2003165	8/6/2019	270	42,495.00	
1613937	2003146	8/6/2019	270	38,724.80	
1613918	2003120	8/6/2019	270	36,462.02	
1613905	2003100	8/6/2019	270	18,419.98	
1613945	2003155	8/6/2019	270	17,226.56	
1613938	2003147	8/6/2019	270	15,491.90	
1613894	2003089	8/6/2019	270	13,160.00	
1613907	2003103	8/6/2019	270	12,457.15	
1613929	2003132	8/6/2019	270	7,468.01	
1613969	2003182	8/6/2019	270	7,019.10	
1613972	2003185	8/6/2019	270	6,965.00	
1613953	2003163	8/6/2019	270	6,744.85	
1613939	2003148	8/6/2019	270	5,930.44	
1613926	2003129	8/6/2019	270	5,600.44	
1613900	2003095	8/6/2019	270	4,650.00	
1613933	2003138	8/6/2019	270	3,615.00	
1613943	2003153	8/6/2019	270	3,560.67	
1613910	2003106	8/6/2019	270	2,086.45	
1613947	2003157	8/6/2019	270	2,026.50	
1613932	2003136	8/6/2019	270	1,879.75	
1613922	2003125	8/6/2019	270	1,830.00	
1613946	2003156	8/6/2019	270	1,760.00	
1613925	2003128	8/6/2019	270	1,270.00	
1613902	2003097	8/6/2019	270	1,187.00	

Run Date: 1/2/2020
 Run Time: 11:52:29AM

Demand Account Activity

Start Date: 7/1/2019 End Date: 12/31/2019

Page: 43
 User: 0

Jnl. Entry	Ref #	Trx. Date	Ledger	Debit Amount	Credit Amount
1613924	2003127	8/6/2019	270	1,066.00	
1613960	2003170	8/6/2019	270	910.00	
1613930	2003133	8/6/2019	270	908.56	
1613899	2003094	8/6/2019	270	790.00	
1613973	2003186	8/6/2019	270	750.00	
1613961	2003171	8/6/2019	270	725.00	
1613974	2003187	8/6/2019	270	700.00	
1613914	2003113	8/6/2019	270	597.00	
1613935	2003143	8/6/2019	270	594.25	
1613895	2003090	8/6/2019	270	475.00	
1613967	2003180	8/6/2019	270	419.64	
1613931	2003135	8/6/2019	270	310.00	
1613934	2003140	8/6/2019	270	200.00	
1613948	2003158	8/6/2019	270	156.21	
1613959	2003169	8/6/2019	270	125.00	
1613901	2003096	8/6/2019	270	106.25	
1613873	202700809 AIRS D€	8/6/2019	270	75.00	
1613919	2003122	8/6/2019	270	73.15	
1613903	2003098	8/6/2019	270	17.00	
1613986	2003205	8/6/2019	270	10.50	
1613604	CD ACH Bank Trans	8/6/2019	270		7,917,352.00
1613879	DFA EFT REV 8/6/1!	8/6/2019	270		28,143.39
1613860	202700801	8/6/2019	270		5,048,464.64
1613874	202700803	8/6/2019	270		11,834,673.99
1613883	203000815	8/6/2019	270		101,000,000.00
1614276	202700807 AIRS TA	8/7/2019	270	8,720,786.38	
1614265	203000803	8/7/2019	270	7,000,000.00	
1614287	202300801	8/7/2019	270	6,000,000.00	
1614282	203980801	8/7/2019	270	5,003,513.89	
1614303	2003221	8/7/2019	270	3,063,292.34	
1613991	CD ACH Bank Trans	8/7/2019	270	1,000,000.00	
1614279	202700810 AIRS D€	8/7/2019	270	214,724.17	
1614302	2003220	8/7/2019	270	200,000.00	
1614346	2003277	8/7/2019	270	189,967.78	
1614351	2003283	8/7/2019	270	148,019.16	
1614367	2003312	8/7/2019	270	126,010.90	
1614381	2003329	8/7/2019	270	121,310.00	
1614277	202700809 AIRS TA	8/7/2019	270	114,163.31	
1614371	2003316	8/7/2019	270	99,926.48	
1614305	2003223	8/7/2019	270	97,255.63	
1614278	202700809 AIRS D€	8/7/2019	270	92,335.88	
1614331	2003259	8/7/2019	270	71,210.58	
1614307	2003226	8/7/2019	270	53,075.52	
1614382	2003339	8/7/2019	270	27,955.00	
1614368	2003313	8/7/2019	270	23,923.04	
1614329	2003257	8/7/2019	270	23,342.41	
1614308	2003227	8/7/2019	270	23,062.50	
1614353	2003286	8/7/2019	270	18,600.00	
1614322	2003246	8/7/2019	270	14,811.65	
1614377	2003322	8/7/2019	270	13,520.00	
1614300	2003218	8/7/2019	270	9,000.00	
1614380	2003328	8/7/2019	270	7,356.92	
1614311	2003230	8/7/2019	270	4,586.48	
1614375	2003320	8/7/2019	270	4,098.00	
1614326	2003252	8/7/2019	270	4,061.10	
1614333	2003262	8/7/2019	270	3,517.54	

Run Date: 1/2/2020
 Run Time: 11:52:29AM

Demand Account Activity

Start Date: 7/1/2019 End Date: 12/31/2019

Page: 44
 User: 0

Jnl. Entry	Ref #	Trx. Date	Ledger	Debit Amount	Credit Amount
1614314	2003233	8/7/2019	270	3,455.00	
1614376	2003321	8/7/2019	270	3,224.00	
1614370	2003315	8/7/2019	270	2,488.78	
1614374	2003319	8/7/2019	270	2,374.00	
1614348	2003280	8/7/2019	270	2,330.37	
1614372	2003317	8/7/2019	270	2,161.00	
1614373	2003318	8/7/2019	270	2,124.00	
1614334	2003263	8/7/2019	270	1,932.00	
1614316	2003238	8/7/2019	270	1,664.25	
1614301	2003219	8/7/2019	270	1,350.00	
1614317	2003240	8/7/2019	270	1,235.50	
1614335	2003264	8/7/2019	270	1,196.00	
1614336	2003265	8/7/2019	270	1,177.11	
1614313	2003232	8/7/2019	270	1,120.00	
1614337	2003266	8/7/2019	270	1,004.00	
1614338	2003267	8/7/2019	270	890.00	
1614378	2003326	8/7/2019	270	767.50	
1614339	2003268	8/7/2019	270	514.00	
1614340	2003269	8/7/2019	270	317.00	
1614379	2003327	8/7/2019	270	210.75	
1614341	2003270	8/7/2019	270	180.00	
1614306	2003225	8/7/2019	270	157.25	
1614342	2003271	8/7/2019	270	145.00	
1614369	2003314	8/7/2019	270	125.00	
1614315	2003235	8/7/2019	270	100.00	
1614304	2003222	8/7/2019	270	37.80	
1614344	2003275	8/7/2019	270	35.00	
1614345	2003276	8/7/2019	270	35.00	
1614310	2003229	8/7/2019	270	4.59	
1613884	CD ACH Bank Trans	8/7/2019	270		1,837,000.00
1614266	202700801	8/7/2019	270		3,063,292.34
1614267	202700802	8/7/2019	270		15,317,762.36
1614280	202700803	8/7/2019	270		6,101,999.48
1614383	203000806	8/7/2019	270		6,000,000.00
1614387	Correct Journal Entr	8/7/2019	270		5,264.23
1614740	2003430	8/8/2019	270	49,010,917.31	
1614668	203000806	8/8/2019	270	38,000,000.00	
1614661	204700801	8/8/2019	270	24,000,000.00	
1614639	203000803	8/8/2019	270	17,000,000.00	
1614653	202700807 AIRS TA	8/8/2019	270	8,821,590.32	
1614690	2003363	8/8/2019	270	2,897,187.27	
1614708	2003383	8/8/2019	270	2,663,769.48	
1614665	202300801	8/8/2019	270	1,000,000.00	
1614736	2003426	8/8/2019	270	678,459.34	
1614692	2003366	8/8/2019	270	405,201.46	
1614730	2003419	8/8/2019	270	359,700.00	
1614719	2003395	8/8/2019	270	342,092.74	
1614720	2003396	8/8/2019	270	300,921.00	
1614688	2003361	8/8/2019	270	234,058.13	
1614729	2003418	8/8/2019	270	156,857.52	
1614695	2003370	8/8/2019	270	122,955.39	
1614687	2003360	8/8/2019	270	86,044.41	
1614691	2003365	8/8/2019	270	44,620.73	
1614742	2003432	8/8/2019	270	39,836.51	
1614714	2003390	8/8/2019	270	37,082.83	
1614685	2003358	8/8/2019	270	32,880.93	

Run Date: 1/2/2020
 Run Time: 11:52:29AM

Demand Account Activity

Start Date: 7/1/2019 End Date: 12/31/2019

Page: 45
 User: 0

Jnl. Entry	Ref #	Trx. Date	Ledger	Debit Amount	Credit Amount
1614656	202700810 AIRS DE	8/8/2019	270	31,490.64	
1614741	2003431	8/8/2019	270	23,238.49	
1614686	2003359	8/8/2019	270	21,494.48	
1614775	2003471	8/8/2019	270	20,569.82	
1614728	2003417	8/8/2019	270	20,379.74	
1614701	2003376	8/8/2019	270	20,048.39	
1614654	202700809 AIRS TA	8/8/2019	270	19,720.00	
1614726	2003406	8/8/2019	270	17,394.75	
1614706	2003381	8/8/2019	270	12,656.40	
1614717	2003393	8/8/2019	270	11,611.59	
1614697	2003372	8/8/2019	270	6,068.66	
1614744	2003434	8/8/2019	270	5,901.59	
1614718	2003394	8/8/2019	270	5,855.83	
1614702	2003377	8/8/2019	270	4,975.11	
1614774	2003470	8/8/2019	270	4,533.07	
1614710	2003386	8/8/2019	270	4,231.60	
1614709	2003385	8/8/2019	270	4,005.83	
1614745	2003435	8/8/2019	270	3,655.53	
1614731	2003420	8/8/2019	270	3,115.99	
1614655	202700809 AIRS DE	8/8/2019	270	3,033.05	
1614682	2003355	8/8/2019	270	2,601.75	
1614762	2003458	8/8/2019	270	1,960.00	
1614723	2003402	8/8/2019	270	1,639.30	
1614722	2003401	8/8/2019	270	1,455.00	
1614715	2003391	8/8/2019	270	1,382.00	
1614755	2003446	8/8/2019	270	1,377.50	
1614698	2003373	8/8/2019	270	1,240.32	
1614681	2003354	8/8/2019	270	1,090.00	
1614680	2003353	8/8/2019	270	975.00	
1614703	2003378	8/8/2019	270	968.72	
1614696	2003371	8/8/2019	270	946.80	
1614700	2003375	8/8/2019	270	905.99	
1614737	2003427	8/8/2019	270	840.00	
1614712	2003388	8/8/2019	270	787.00	
1614704	2003379	8/8/2019	270	778.81	
1614679	2003352	8/8/2019	270	600.00	
1614705	2003380	8/8/2019	270	594.62	
1614657	202700811 AIRS DE	8/8/2019	270	525.00	
1614693	2003368	8/8/2019	270	410.00	
1614711	2003387	8/8/2019	270	180.00	
1614694	2003369	8/8/2019	270	70.00	
1614738	2003428	8/8/2019	270	54.57	
1614713	2003389	8/8/2019	270	42.00	
1614734	2003424	8/8/2019	270	30.94	
1614756	2003447	8/8/2019	270	22.00	
1614640	202700801	8/8/2019	270	2.50	
1614648	DFA EFT REV 8/8/19	8/8/2019	270		18,739.46
1614641	202700802	8/8/2019	270		11,790,583.56
1614642	202700803	8/8/2019	270		8,706,567.44
1614658	202700804	8/8/2019	270		125,690,155.62
1615074	203980804	8/9/2019	270	143,614,296.50	
1615089	202700807 AIRS TA	8/9/2019	270	7,657,463.82	
1615116	2003493	8/9/2019	270	5,539,607.30	
1615165	2003570	8/9/2019	270	5,377,298.88	
1615118	2003495	8/9/2019	270	1,221,760.02	
1615169	2003574	8/9/2019	270	536,711.70	

Run Date: 1/2/2020
 Run Time: 11:52:29AM

Demand Account Activity

Start Date: 7/1/2019 End Date: 12/31/2019

Page: 46
 User: 0

Jnl. Entry	Ref #	Trx. Date	Ledger	Debit Amount	Credit Amount
1615110	2003487	8/9/2019	270	191,961.19	
1615090	202700809 AIRS TA	8/9/2019	270	170,028.43	
1615166	2003571	8/9/2019	270	98,433.00	
1615123	2003510	8/9/2019	270	96,722.65	
1615112	2003489	8/9/2019	270	86,331.46	
1615148	2003545	8/9/2019	270	81,907.20	
1615143	2003540	8/9/2019	270	53,756.13	
1615105	2003482	8/9/2019	270	48,500.57	
1615115	2003492	8/9/2019	270	34,333.96	
1615197	2003630	8/9/2019	270	30,787.33	
1615141	2003529	8/9/2019	270	24,093.39	
1615172	2003582	8/9/2019	270	21,186.22	
1615072	203980803	8/9/2019	270	20,031.67	
1615092	202700810 AIRS DE	8/9/2019	270	19,477.83	
1615111	2003488	8/9/2019	270	19,020.19	
1615070	203980801	8/9/2019	270	16,993.53	
1615167	2003572	8/9/2019	270	14,937.22	
1615120	2003506	8/9/2019	270	14,730.00	
1615171	2003581	8/9/2019	270	13,961.43	
1615119	2003496	8/9/2019	270	10,600.00	
1615130	2003517	8/9/2019	270	4,866.64	
1615159	2003562	8/9/2019	270	4,791.76	
1615129	2003516	8/9/2019	270	4,690.96	
1615106	2003483	8/9/2019	270	4,546.60	
1615108	2003485	8/9/2019	270	4,409.22	
1615121	2003508	8/9/2019	270	4,133.29	
1615114	2003491	8/9/2019	270	3,351.00	
1615193	2003626	8/9/2019	270	3,168.90	
1615198	2003631	8/9/2019	270	2,821.18	
1615107	2003484	8/9/2019	270	2,322.58	
1615091	202700809 AIRS DE	8/9/2019	270	2,038.03	
1615142	2003539	8/9/2019	270	1,930.00	
1615202	2003635	8/9/2019	270	1,890.00	
1615113	2003490	8/9/2019	270	1,532.60	
1615122	2003509	8/9/2019	270	1,436.00	
1615201	2003634	8/9/2019	270	1,201.00	
1615067	202700803	8/9/2019	270	1,125.69	
1615144	2003541	8/9/2019	270	1,044.82	
1615125	2003512	8/9/2019	270	962.00	
1615109	2003486	8/9/2019	270	686.48	
1615128	2003515	8/9/2019	270	668.85	
1615194	2003627	8/9/2019	270	605.28	
1615174	2003584	8/9/2019	270	578.00	
1615124	2003511	8/9/2019	270	325.00	
1615146	2003543	8/9/2019	270	264.00	
1615138	2003526	8/9/2019	270	263.73	
1615126	2003513	8/9/2019	270	135.00	
1615151	2003549	8/9/2019	270	98.25	
1615199	2003632	8/9/2019	270	50.00	
1615131	2003519	8/9/2019	270	43.28	
1615195	2003628	8/9/2019	270	28.83	
1614669	CD ACH Bank Trans	8/9/2019	270		1,375,000.00
1614779	192700825 Return II	8/9/2019	270		465.00
1614839	DFA EFT REV 8/9/19	8/9/2019	270		247,091.69
1615065	202700801	8/9/2019	270		126,016,170.50
1615066	202700802	8/9/2019	270		5,539,607.30

Run Date: 1/2/2020
 Run Time: 11:52:29AM

Demand Account Activity

Start Date: 7/1/2019 End Date: 12/31/2019

Page: 47
 User: 0

Jnl. Entry	Ref #	Trx. Date	Ledger	Debit Amount	Credit Amount
1615068	202700804	8/9/2019	270		5,150,320.93
1615069	202700805	8/9/2019	270		20,031.67
1615203	202700816	8/9/2019	270		27,000,000.00
1615590	203000805	8/12/2019	270	37,000,000.00	
1615460	202700807 AIRS TA	8/12/2019	270	7,923,006.06	
1615483	Back Out Journal Er	8/12/2019	270	3,769,790.23	
1615583	2003765	8/12/2019	270	2,161,521.12	
1615466	203000803	8/12/2019	270	2,000,000.00	
1615578	2003757	8/12/2019	270	1,081,170.49	
1615566	2003735	8/12/2019	270	668,541.55	
1615580	2003759	8/12/2019	270	203,684.93	
1615560	2003727	8/12/2019	270	169,063.83	
1615517	2003665	8/12/2019	270	148,763.96	
1615525	2003685	8/12/2019	270	146,405.87	
1615498	2003646	8/12/2019	270	121,459.93	
1615575	2003753	8/12/2019	270	50,405.17	
1615506	2003654	8/12/2019	270	49,089.01	
1615577	2003756	8/12/2019	270	43,759.67	
1615589	2003780	8/12/2019	270	37,591.70	
1615504	2003652	8/12/2019	270	32,391.00	
1615468	202600801	8/12/2019	270	25,000.00	
1615523	2003673	8/12/2019	270	21,892.08	
1615461	202700808 AIRS TA	8/12/2019	270	19,040.71	
1615499	2003647	8/12/2019	270	18,751.70	
1615520	2003668	8/12/2019	270	16,480.14	
1615513	2003661	8/12/2019	270	14,724.60	
1615564	2003731	8/12/2019	270	12,642.86	
1615568	2003737	8/12/2019	270	11,876.00	
1615559	2003726	8/12/2019	270	11,791.00	
1615510	2003658	8/12/2019	270	10,710.81	
1615524	2003675	8/12/2019	270	9,312.00	
1615573	2003748	8/12/2019	270	8,881.32	
1615462	202700809 AIRS DE	8/12/2019	270	8,265.90	
1615582	2003764	8/12/2019	270	8,163.38	
1615476	204720801	8/12/2019	270	7,854.17	
1615571	2003746	8/12/2019	270	7,773.00	
1615500	2003648	8/12/2019	270	7,685.35	
1615585	2003776	8/12/2019	270	6,541.13	
1615503	2003651	8/12/2019	270	6,261.40	
1615548	2003715	8/12/2019	270	6,124.85	
1615574	2003750	8/12/2019	270	2,412.77	
1615496	2003644	8/12/2019	270	1,600.00	
1615474	203980802	8/12/2019	270	1,352.57	
1615502	2003650	8/12/2019	270	900.00	
1615515	2003663	8/12/2019	270	369.41	
1615495	2003643	8/12/2019	270	240.00	
1615521	2003669	8/12/2019	270	176.33	
1615463	202700801	8/12/2019	270	103.00	
1615497	2003645	8/12/2019	270	86.60	
1615505	2003653	8/12/2019	270	77.60	
1615572	2003747	8/12/2019	270	41.00	
1615451	CD ACH Bank Trans	8/12/2019	270		1,583,000.00
1615464	202700802	8/12/2019	270		7,943,128.69
1615465	202700803	8/12/2019	270		3,769,790.23
1615475	202700803	8/12/2019	270		7,854.17
1615480	202700804	8/12/2019	270		28,706,000.71

Run Date: 1/2/2020
Run Time: 11:52:29AM

Demand Account Activity

Start Date: 7/1/2019 End Date: 12/31/2019

Page: 48
User: 0

Jnl. Entry	Ref #	Trx. Date	Ledger	Debit Amount	Credit Amount
1615486	Correct Journal Entr	8/12/2019	270		13,769,790.23
1615857	202700807 AIRS TA	8/13/2019	270	35,898,392.97	
1615922	2003830	8/13/2019	270	10,625,316.45	
1615967	2003883	8/13/2019	270	1,487,610.43	
1615877	203980801	8/13/2019	270	1,405,331.79	
1615985	2003915	8/13/2019	270	910,000.00	
1615902	2003804	8/13/2019	270	729,929.44	
1615949	2003863	8/13/2019	270	583,578.25	
1615934	2003844	8/13/2019	270	568,779.89	
1615931	2003841	8/13/2019	270	532,291.26	
1615948	2003862	8/13/2019	270	402,984.44	
1615858	202700808 AIRS TA	8/13/2019	270	396,302.46	
1615879	Correct Journal Entr	8/13/2019	270	296,302.46	
1615859	202700809 AIRS DE	8/13/2019	270	293,751.85	
1615950	2003864	8/13/2019	270	253,425.77	
1615869	204720801	8/13/2019	270	241,563.54	
1615947	2003861	8/13/2019	270	200,000.00	
1615933	2003843	8/13/2019	270	177,427.86	
1615941	2003855	8/13/2019	270	146,249.07	
1615939	2003853	8/13/2019	270	139,241.40	
1615942	2003856	8/13/2019	270	103,451.61	
1615914	2003821	8/13/2019	270	51,000.00	
1615904	2003806	8/13/2019	270	36,808.71	
1615860	202700810 AIRS DE	8/13/2019	270	33,293.17	
1615936	2003847	8/13/2019	270	27,384.65	
1615973	2003900	8/13/2019	270	19,700.00	
1615918	2003825	8/13/2019	270	18,224.50	
1615929	2003839	8/13/2019	270	15,866.39	
1615901	2003803	8/13/2019	270	13,427.50	
1615921	2003828	8/13/2019	270	10,656.17	
1615937	2003848	8/13/2019	270	9,829.13	
1615892	2003794	8/13/2019	270	9,314.00	
1615951	2003865	8/13/2019	270	8,851.76	
1615891	2003793	8/13/2019	270	8,508.00	
1615890	2003792	8/13/2019	270	7,755.00	
1615911	2003818	8/13/2019	270	5,882.98	
1615912	2003819	8/13/2019	270	5,604.88	
1615913	2003820	8/13/2019	270	4,589.83	
1615925	2003835	8/13/2019	270	4,446.09	
1615975	2003902	8/13/2019	270	4,017.81	
1615909	2003814	8/13/2019	270	3,480.00	
1615983	2003913	8/13/2019	270	3,410.00	
1615915	2003822	8/13/2019	270	2,619.65	
1615920	2003827	8/13/2019	270	2,255.94	
1615926	2003836	8/13/2019	270	2,078.00	
1615905	2003807	8/13/2019	270	1,954.75	
1615896	2003798	8/13/2019	270	1,605.65	
1615910	2003816	8/13/2019	270	1,517.00	
1615897	2003799	8/13/2019	270	1,512.26	
1615917	2003824	8/13/2019	270	1,460.00	
1615893	2003795	8/13/2019	270	1,300.00	
1615927	2003837	8/13/2019	270	1,168.00	
1615907	2003812	8/13/2019	270	1,070.00	
1615923	2003833	8/13/2019	270	575.53	
1615919	2003826	8/13/2019	270	551.44	
1615916	2003823	8/13/2019	270	532.60	

Run Date: 1/2/2020
 Run Time: 11:52:29AM

Demand Account Activity

Start Date: 7/1/2019 End Date: 12/31/2019

Page: 49
 User: 0

Jnl. Entry	Ref #	Trx. Date	Ledger	Debit Amount	Credit Amount
1615932	2003842	8/13/2019	270	529.64	
1615935	2003846	8/13/2019	270	344.00	
1615899	2003801	8/13/2019	270	267.00	
1615982	2003912	8/13/2019	270	250.00	
1615862	202700801	8/13/2019	270	207.01	
1615953	2003867	8/13/2019	270	156.09	
1615924	2003834	8/13/2019	270	102.11	
1615906	2003809	8/13/2019	270	100.00	
1615894	2003796	8/13/2019	270	90.00	
1615903	2003805	8/13/2019	270	71.39	
1615928	2003838	8/13/2019	270	37.32	
1615900	2003802	8/13/2019	270	12.75	
1615964	2003880	8/13/2019	270	10.50	
1615593	CD ACH Bank Trans	8/13/2019	270		997,000.00
1615863	202700802	8/13/2019	270		5,948,058.90
1615864	202700803	8/13/2019	270		10,224,716.65
1615866	202700804	8/13/2019	270		4,486,655.00
1615878	Back Out Journal Er	8/13/2019	270		396,302.46
1615987	202700805	8/13/2019	270		33,000,000.00
1616252	202700807 AIRS TA	8/14/2019	270	39,827,376.27	
1616260	203000803	8/14/2019	270	22,000,000.00	
1616294	2003937	8/14/2019	270	10,635,536.15	
1616351	2004008	8/14/2019	270	5,180,547.41	
1616304	2003947	8/14/2019	270	250,999.08	
1616309	2003952	8/14/2019	270	138,723.96	
1616353	2004010	8/14/2019	270	73,041.01	
1616341	2003992	8/14/2019	270	66,975.80	
1616268	203980801	8/14/2019	270	56,116.67	
1616312	2003955	8/14/2019	270	54,704.08	
1616300	2003943	8/14/2019	270	46,579.04	
1616330	2003979	8/14/2019	270	40,618.08	
1616319	2003967	8/14/2019	270	38,610.17	
1616331	2003980	8/14/2019	270	36,515.52	
1616333	2003982	8/14/2019	270	35,597.42	
1616253	2002700808 AIRS T	8/14/2019	270	28,713.30	
1616323	2003972	8/14/2019	270	27,286.38	
1616343	2004000	8/14/2019	270	26,511.03	
1616375	2004046	8/14/2019	270	20,159.71	
1616374	2004045	8/14/2019	270	11,015.34	
1616320	2003968	8/14/2019	270	9,247.12	
1616332	2003981	8/14/2019	270	7,878.82	
1616299	2003942	8/14/2019	270	7,805.03	
1616377	2004048	8/14/2019	270	7,792.88	
1616254	202700809 AIRS DE	8/14/2019	270	7,511.38	
1616344	2004001	8/14/2019	270	6,638.22	
1616310	2003953	8/14/2019	270	6,524.68	
1616378	2004049	8/14/2019	270	6,170.50	
1616318	2003965	8/14/2019	270	3,800.00	
1616301	2003944	8/14/2019	270	3,790.00	
1616339	2003990	8/14/2019	270	3,412.18	
1616389	2004061	8/14/2019	270	3,174.00	
1616387	2004059	8/14/2019	270	3,074.00	
1616328	2003977	8/14/2019	270	2,906.59	
1616388	2004060	8/14/2019	270	2,787.00	
1616317	2003963	8/14/2019	270	2,459.25	
1616307	2003950	8/14/2019	270	1,988.00	

Run Date: 1/2/2020
 Run Time: 11:52:29AM

Demand Account Activity

Page: 50
 User: 0

Start Date: 7/1/2019 End Date: 12/31/2019

Jnl. Entry	Ref #	Trx. Date	Ledger	Debit Amount	Credit Amount
1616324	2003973	8/14/2019	270	1,276.00	
1616321	2003970	8/14/2019	270	1,267.50	
1616297	2003940	8/14/2019	270	1,175.00	
1616298	2003941	8/14/2019	270	1,150.00	
1616340	2003991	8/14/2019	270	1,072.33	
1616315	2003960	8/14/2019	270	980.00	
1616326	2003975	8/14/2019	270	978.00	
1616384	2004055	8/14/2019	270	955.00	
1616373	2004044	8/14/2019	270	773.36	
1616296	2003939	8/14/2019	270	700.00	
1616316	2003961	8/14/2019	270	691.50	
1616302	2003945	8/14/2019	270	550.00	
1616306	2003949	8/14/2019	270	537.34	
1616255	202700810 AIRS D€	8/14/2019	270	525.00	
1616346	2004003	8/14/2019	270	466.42	
1616295	2003938	8/14/2019	270	350.00	
1616327	2003976	8/14/2019	270	234.00	
1616329	2003978	8/14/2019	270	213.38	
1616256	202700801	8/14/2019	270	210.00	
1616313	2003956	8/14/2019	270	207.86	
1616390	2004062	8/14/2019	270	165.00	
1616383	2004054	8/14/2019	270	160.00	
1616322	2003971	8/14/2019	270	151.25	
1616325	2003974	8/14/2019	270	70.00	
1616303	2003946	8/14/2019	270	67.90	
1616314	2003957	8/14/2019	270	40.00	
1616311	2003954	8/14/2019	270	37.62	
1616342	2003999	8/14/2019	270	30.31	
1616385	2004056	8/14/2019	270	21.25	
1616305	2003948	8/14/2019	270	4.25	
1615872	CD ACH Bank Trans	8/14/2019	270		672,000.00
1616265	8008510 ETICKET A	8/14/2019	270		1,756.00
1616266	8008511 EFT REV C	8/14/2019	270		52,039.41
1616257	202700802	8/14/2019	270		5,785,222.46
1616258	202700803	8/14/2019	270		10,635,536.15
1616259	202700804	8/14/2019	270		6,897,552.13
1616271	202700801	8/14/2019	270		53,435,722.94
1616396	202700805	8/14/2019	270		2,000,000.00
1618037	2004131	8/15/2019	270	57,567,947.62	
1616419	203000802	8/15/2019	270	15,000,000.00	
1616411	202700807 AIRS TA	8/15/2019	270	11,562,878.42	
1616418	202300801	8/15/2019	270	9,000,000.00	
1618083	2004183	8/15/2019	270	6,675,385.47	
1618023	2004116	8/15/2019	270	1,118,084.81	
1618039	2004134	8/15/2019	270	966,477.09	
1618041	2004136	8/15/2019	270	516,203.89	
1617996	2004081	8/15/2019	270	349,950.03	
1618055	2004154	8/15/2019	270	309,144.10	
1618054	2004153	8/15/2019	270	283,421.26	
1618087	2004187	8/15/2019	270	272,338.98	
1617997	2004082	8/15/2019	270	168,629.90	
1616706	203980801	8/15/2019	270	137,988.54	
1617992	2004076	8/15/2019	270	93,320.93	
1618001	2004086	8/15/2019	270	86,058.49	
1617995	2004080	8/15/2019	270	79,754.31	
1616412	202700808 AIRS TA	8/15/2019	270	66,442.97	

Run Date: 1/2/2020
 Run Time: 11:52:29AM

Demand Account Activity

Start Date: 7/1/2019 End Date: 12/31/2019

Page: 51
 User: 0

Jnl. Entry	Ref #	Trx. Date	Ledger	Debit Amount	Credit Amount
1618079	2004179	8/15/2019	270	64,172.37	
1618022	2004115	8/15/2019	270	54,858.79	
1618003	2004088	8/15/2019	270	44,396.92	
1618002	2004087	8/15/2019	270	43,836.24	
1618077	2004177	8/15/2019	270	39,939.18	
1617991	2004075	8/15/2019	270	38,085.62	
1618085	2004185	8/15/2019	270	31,131.10	
1618000	2004085	8/15/2019	270	12,583.44	
1618040	2004135	8/15/2019	270	11,598.56	
1618008	2004096	8/15/2019	270	8,920.00	
1618012	2004102	8/15/2019	270	8,724.91	
1618013	2004103	8/15/2019	270	8,706.49	
1616414	202700810 AIRS DE	8/15/2019	270	7,964.39	
1618005	2004090	8/15/2019	270	7,894.00	
1618078	2004178	8/15/2019	270	3,300.50	
1618052	2004151	8/15/2019	270	3,250.00	
1618081	2004181	8/15/2019	270	3,040.96	
1618007	2004095	8/15/2019	270	1,820.00	
1616413	202700809 AIRS DE	8/15/2019	270	1,627.18	
1618044	2004140	8/15/2019	270	1,534.50	
1618047	2004146	8/15/2019	270	1,286.00	
1616415	202700811 AIRS DE	8/15/2019	270	1,275.00	
1618009	2004098	8/15/2019	270	1,074.00	
1618050	2004149	8/15/2019	270	1,035.00	
1617993	2004077	8/15/2019	270	970.00	
1618045	2004143	8/15/2019	270	727.50	
1618011	2004101	8/15/2019	270	724.68	
1618056	2004156	8/15/2019	270	193.36	
1618061	2004161	8/15/2019	270	162.75	
1618048	2004147	8/15/2019	270	160.00	
1618006	2004092	8/15/2019	270	80.00	
1617998	2004083	8/15/2019	270	60.00	
1618051	2004150	8/15/2019	270	20.00	
1617999	2004084	8/15/2019	270	4.25	
1618080	2004180	8/15/2019	270	0.80	
1616398	CD ACH Bank Trans	8/15/2019	270		9,518,000.00
1617975	8008518 EFT REV C	8/15/2019	270		82,315.27
1616416	202700801	8/15/2019	270		0.70
1616417	202700802	8/15/2019	270		8,660,729.39
1616420	202700803	8/15/2019	270		27,770,608.03
1617981	202700804	8/15/2019	270		54,959,152.57
1618098	202700806	8/15/2019	270		3,000,000.00
1618399	202700807 AIRS TA	8/16/2019	270	109,436,083.08	
1618419	203980803	8/16/2019	270	45,756,308.48	
1618450	2004230	8/16/2019	270	19,839,617.91	
1618407	203000804	8/16/2019	270	19,000,000.00	
1618453	2004234	8/16/2019	270	3,515,206.90	
1618552	Back Out Journal Er	8/16/2019	270	2,606,000.00	
1618505	2004296	8/16/2019	270	1,956,168.45	
1618500	2004290	8/16/2019	270	1,556,576.61	
1618406	202300801	8/16/2019	270	1,000,000.00	
1618508	2004299	8/16/2019	270	844,297.90	
1618105	CD ACH Bank Trans	8/16/2019	270	645,000.00	
1618452	2004233	8/16/2019	270	444,644.81	
1618436	2004216	8/16/2019	270	191,189.37	
1618437	2004217	8/16/2019	270	180,571.82	

Run Date: 1/2/2020
Run Time: 11:52:29AM

Demand Account Activity

Start Date: 7/1/2019 End Date: 12/31/2019

Page: 52
User: 0

Jnl. Entry	Ref #	Trx. Date	Ledger	Debit Amount	Credit Amount
1618502	2004292	8/16/2019	270	124,470.55	
1618499	2004289	8/16/2019	270	108,460.00	
1618501	2004291	8/16/2019	270	104,963.31	
1618448	2004228	8/16/2019	270	74,212.69	
1618415	203980801	8/16/2019	270	66,600.00	
1618444	2004224	8/16/2019	270	56,512.14	
1618463	2004249	8/16/2019	270	48,599.96	
1618441	2004221	8/16/2019	270	41,140.09	
1618477	2004263	8/16/2019	270	28,168.35	
1618504	2004295	8/16/2019	270	26,634.73	
1618468	2004254	8/16/2019	270	20,604.23	
1618462	2004248	8/16/2019	270	18,510.42	
1618402	202700810 AIRS DE	8/16/2019	270	15,896.83	
1618438	2004218	8/16/2019	270	14,487.46	
1618400	202700808 AIRS TA	8/16/2019	270	11,756.81	
1618439	2004219	8/16/2019	270	11,700.55	
1618494	2004284	8/16/2019	270	10,497.12	
1618440	2004220	8/16/2019	270	8,985.44	
1618509	2004300	8/16/2019	270	8,269.19	
1618541	2004345	8/16/2019	270	7,931.13	
1618510	2004301	8/16/2019	270	6,532.72	
1618451	2004232	8/16/2019	270	5,361.50	
1618478	2004264	8/16/2019	270	4,135.27	
1618446	2004226	8/16/2019	270	4,133.29	
1618447	2004227	8/16/2019	270	3,517.54	
1618458	2004242	8/16/2019	270	3,205.00	
1618455	2004236	8/16/2019	270	3,165.25	
1618443	2004223	8/16/2019	270	2,974.30	
1618466	2004252	8/16/2019	270	2,187.51	
1618476	2004262	8/16/2019	270	1,988.00	
1618442	2004222	8/16/2019	270	1,880.92	
1618542	2004346	8/16/2019	270	1,718.43	
1618456	2004238	8/16/2019	270	1,530.00	
1618479	2004265	8/16/2019	270	1,354.34	
1618459	2004244	8/16/2019	270	1,181.75	
1618465	2004251	8/16/2019	270	1,025.27	
1618525	2004317	8/16/2019	270	1,012.50	
1618524	2004316	8/16/2019	270	975.00	
1618403	202700801	8/16/2019	270	934.00	
1618454	2004235	8/16/2019	270	905.00	
1618471	2004257	8/16/2019	270	726.31	
1618474	2004260	8/16/2019	270	710.00	
1618401	202700809 AIRS DE	8/16/2019	270	591.88	
1618469	2004255	8/16/2019	270	357.56	
1618545	2004349	8/16/2019	270	257.00	
1618445	2004225	8/16/2019	270	241.46	
1618475	2004261	8/16/2019	270	241.00	
1618470	2004256	8/16/2019	270	218.20	
1618472	2004258	8/16/2019	270	210.00	
1618473	2004259	8/16/2019	270	100.00	
1618449	2004229	8/16/2019	270	68.67	
1618457	2004239	8/16/2019	270	60.00	
1618523	2004315	8/16/2019	270	56.25	
1618480	2004266	8/16/2019	270	27.00	
1618519	2004311	8/16/2019	270	17.50	
1618464	2004250	8/16/2019	270	16.08	

Run Date: 1/2/2020
 Run Time: 11:52:29AM

Demand Account Activity

Start Date: 7/1/2019 End Date: 12/31/2019

Page: 53
 User: 0

Jnl. Entry	Ref #	Trx. Date	Ledger	Debit Amount	Credit Amount
1618506	2004297	8/16/2019	270	14.68	
1618104	CD ACH Bank Trans	8/16/2019	270		2,606,000.00
1618416	8008519 EFT REV C	8/16/2019	270		21,609.11
1618404	202700802	8/16/2019	270		3,920,616.04
1618405	202700803	8/16/2019	270		3,515,206.90
1618408	202700804	8/16/2019	270		155,783,901.70
1618424	202700805	8/16/2019	270		40,000,000.00
1618551	202700806	8/16/2019	270		1,000,000.00
1618553	Correct Journal Entr	8/16/2019	270		1,303,000.00
1618804	192700801EFT AIR	8/19/2019	270	52,452,543.21	
1618837	2004368	8/19/2019	270	26,757,099.70	
1618815	192700812	8/19/2019	270	16,000,000.00	
1618904	2004450	8/19/2019	270	957,323.07	
1618851	2004384	8/19/2019	270	160,064.38	
1618842	2004375	8/19/2019	270	124,523.77	
1618900	2004446	8/19/2019	270	122,772.03	
1618882	2004423	8/19/2019	270	114,184.00	
1618853	2004386	8/19/2019	270	51,469.71	
1618868	2004409	8/19/2019	270	38,489.07	
1618921	2004476	8/19/2019	270	36,684.11	
1618860	2004398	8/19/2019	270	32,248.86	
1618913	2004468	8/19/2019	270	24,134.22	
1618850	2004383	8/19/2019	270	22,953.59	
1618806	192700803IRPCC	8/19/2019	270	16,457.93	
1618852	2004385	8/19/2019	270	15,365.72	
1618911	2004458	8/19/2019	270	13,458.31	
1618871	2004412	8/19/2019	270	12,274.05	
1618844	2004377	8/19/2019	270	11,543.33	
1618866	2004407	8/19/2019	270	10,423.23	
1618845	2004378	8/19/2019	270	9,650.47	
1618848	2004381	8/19/2019	270	8,784.00	
1618854	2004387	8/19/2019	270	8,295.15	
1618808	192700805	8/19/2019	270	8,197.00	
1618861	2004399	8/19/2019	270	7,913.75	
1618905	2004452	8/19/2019	270	7,220.31	
1618870	2004411	8/19/2019	270	6,984.66	
1618846	2004379	8/19/2019	270	6,836.30	
1618914	2004469	8/19/2019	270	6,000.00	
1618907	2004454	8/19/2019	270	5,524.75	
1618923	2004479	8/19/2019	270	4,998.00	
1618839	2004372	8/19/2019	270	4,520.14	
1618920	2004475	8/19/2019	270	4,334.98	
1618922	2004478	8/19/2019	270	4,287.00	
1618863	2004403	8/19/2019	270	4,260.83	
1618867	2004408	8/19/2019	270	4,250.00	
1618841	2004374	8/19/2019	270	4,097.66	
1618884	2004427	8/19/2019	270	4,033.32	
1618840	2004373	8/19/2019	270	3,650.00	
1618812	192700809	8/19/2019	270	3,125.00	
1618858	2004394	8/19/2019	270	2,675.00	
1618909	2004456	8/19/2019	270	1,703.00	
1618855	2004388	8/19/2019	270	1,690.00	
1618857	2004393	8/19/2019	270	1,460.00	
1618908	2004455	8/19/2019	270	1,293.06	
1618864	2004404	8/19/2019	270	1,162.00	
1618926	2004482	8/19/2019	270	975.00	

Run Date: 1/2/2020
 Run Time: 11:52:29AM

Demand Account Activity

Start Date: 7/1/2019 End Date: 12/31/2019

Page: 54
 User: 0

Jnl. Entry	Ref #	Trx. Date	Ledger	Debit Amount	Credit Amount
1618859	2004396	8/19/2019	270	864.50	
1618901	2004447	8/19/2019	270	755.63	
1618927	2004483	8/19/2019	270	715.00	
1618906	2004453	8/19/2019	270	687.25	
1618805	192700802IFTA CC	8/19/2019	270	678.07	
1618910	2004457	8/19/2019	270	560.60	
1618919	2004474	8/19/2019	270	516.58	
1618862	2004402	8/19/2019	270	437.60	
1618924	2004480	8/19/2019	270	250.00	
1618872	2004413	8/19/2019	270	100.80	
1618856	2004390	8/19/2019	270	100.00	
1618849	2004382	8/19/2019	270	46.24	
1618847	2004380	8/19/2019	270	29.75	
1618925	2004481	8/19/2019	270	20.00	
1618802	CD ACH Bank Trans	8/19/2019	270		2,138,000.00
1618809	192700806	8/19/2019	270		9,475,397.80
1618811	192700808	8/19/2019	270		78,000,000.00
1618813	192700810	8/19/2019	270		7,412,817.41
1618814	192700811	8/19/2019	270		0.03
1619790	192700831	8/20/2019	270	54,221,289.12	
1619667	192700801EFT AIRS	8/20/2019	270	34,496,302.03	
1619792	192700808	8/20/2019	270	22,000,000.00	
1619735	2004569	8/20/2019	270	2,739,805.17	
1619793	192700825	8/20/2019	270	1,000,000.00	
1619732	2004566	8/20/2019	270	465,198.79	
1619730	2004561	8/20/2019	270	309,447.60	
1619689	2004497	8/20/2019	270	134,427.84	
1619733	2004567	8/20/2019	270	124,607.78	
1619770	2004622	8/20/2019	270	74,625.50	
1619769	2004621	8/20/2019	270	62,560.00	
1619668	192700802CC AIRS	8/20/2019	270	61,403.97	
1619712	2004526	8/20/2019	270	57,734.34	
1619720	2004535	8/20/2019	270	48,392.96	
1619737	2004571	8/20/2019	270	47,020.88	
1619713	2004527	8/20/2019	270	36,260.38	
1619690	2004498	8/20/2019	270	27,908.15	
1619706	2004520	8/20/2019	270	25,000.00	
1619716	2004531	8/20/2019	270	22,646.46	
1619672	192700806ABCBRI	8/20/2019	270	19,275.00	
1619708	2004522	8/20/2019	270	16,178.17	
1619734	2004568	8/20/2019	270	15,184.02	
1619768	2004620	8/20/2019	270	13,063.75	
1619691	2004499	8/20/2019	270	8,048.76	
1619687	2004495	8/20/2019	270	6,011.85	
1619670	192700804IRPCC A	8/20/2019	270	5,242.29	
1619742	2004582	8/20/2019	270	4,841.21	
1619717	2004532	8/20/2019	270	4,786.58	
1619710	2004524	8/20/2019	270	4,111.00	
1619715	2004530	8/20/2019	270	3,819.90	
1619688	2004496	8/20/2019	270	3,805.22	
1619711	2004525	8/20/2019	270	3,785.00	
1619714	2004529	8/20/2019	270	3,392.14	
1619699	2004509	8/20/2019	270	3,155.00	
1619692	2004500	8/20/2019	270	2,984.90	
1619671	192700805ABCLICC	8/20/2019	270	2,775.00	
1619709	2004523	8/20/2019	270	2,400.00	

Run Date: 1/2/2020
 Run Time: 11:52:29AM

Demand Account Activity

Start Date: 7/1/2019 End Date: 12/31/2019

Page: 55
 User: 0

Jnl. Entry	Ref #	Trx. Date	Ledger	Debit Amount	Credit Amount
1619794	192700813	8/20/2019	270	1,797.65	
1619771	2004623	8/20/2019	270	1,410.00	
1619774	2004626	8/20/2019	270	1,300.00	
1619700	2004511	8/20/2019	270	1,235.50	
1619702	2004515	8/20/2019	270	1,085.00	
1619789	192700830	8/20/2019	270	1,031.27	
1619718	2004533	8/20/2019	270	1,023.84	
1619698	2004508	8/20/2019	270	940.00	
1619693	2004501	8/20/2019	270	793.58	
1619738	2004572	8/20/2019	270	620.00	
1619694	2004502	8/20/2019	270	611.98	
1619695	2004503	8/20/2019	270	526.53	
1619773	2004625	8/20/2019	270	465.00	
1619696	2004504	8/20/2019	270	401.38	
1619701	2004513	8/20/2019	270	307.50	
1619731	2004565	8/20/2019	270	245.70	
1619705	2004519	8/20/2019	270	205.00	
1619686	2004494	8/20/2019	270	151.25	
1619707	2004521	8/20/2019	270	150.00	
1619697	2004505	8/20/2019	270	140.00	
1619772	2004624	8/20/2019	270	98.25	
1619669	192700803IFTA CC	8/20/2019	270	33.22	
1619703	2004516	8/20/2019	270	12.75	
1619719	2004534	8/20/2019	270	4.23	
1619653	CD ACH Bank Trans	8/20/2019	270		2,103,000.00
1619659	8008522 EFT REV C	8/20/2019	270		1,150,436.22
1619673	192700807	8/20/2019	270		9,360,247.76
1619781	192700814	8/20/2019	270		1,797.65
1619785	192700818	8/20/2019	270		73,000,000.00
1619791	192700809	8/20/2019	270		30,575,043.01
1620095	192700805	8/21/2019	270	118,000,000.00	
1620119	192700801EFT AIR	8/21/2019	270	113,572,984.11	
1620090	CD ACH Bank Trans	8/21/2019	270	110,000,000.00	
1620096	192700806	8/21/2019	270	12,000,000.00	
1620236	192700830	8/21/2019	270	4,000,000.00	
1620155	2004662	8/21/2019	270	1,534,851.14	
1620193	2004717	8/21/2019	270	1,011,932.35	
1620160	2004667	8/21/2019	270	471,494.03	
1620198	2004722	8/21/2019	270	332,421.49	
1620129	2004636	8/21/2019	270	252,000.00	
1620204	2004730	8/21/2019	270	213,727.79	
1620190	2004714	8/21/2019	270	201,998.36	
1620132	2004639	8/21/2019	270	188,306.07	
1620161	2004673	8/21/2019	270	158,913.69	
1620154	2004661	8/21/2019	270	141,387.13	
1620200	2004724	8/21/2019	270	130,528.40	
1620163	2004675	8/21/2019	270	127,831.20	
1620166	2004678	8/21/2019	270	118,723.49	
1620192	2004716	8/21/2019	270	116,335.54	
1620165	2004677	8/21/2019	270	78,795.35	
1620122	192700804IRPCC A	8/21/2019	270	48,656.88	
1620169	2004686	8/21/2019	270	47,780.78	
1620164	2004676	8/21/2019	270	32,696.04	
1620120	192700802CC AIRS	8/21/2019	270	31,955.79	
1620199	2004723	8/21/2019	270	20,059.51	
1620141	2004648	8/21/2019	270	17,941.82	

Run Date: 1/2/2020
 Run Time: 11:52:29AM

Demand Account Activity

Start Date: 7/1/2019 End Date: 12/31/2019

Page: 56
 User: 0

Jnl. Entry	Ref #	Trx. Date	Ledger	Debit Amount	Credit Amount
1620134	2004641	8/21/2019	270	15,928.81	
1620135	2004642	8/21/2019	270	14,549.42	
1620137	2004644	8/21/2019	270	13,498.19	
1620181	2004704	8/21/2019	270	13,118.15	
1620224	2004753	8/21/2019	270	10,896.06	
1620183	2004707	8/21/2019	270	10,190.00	
1620109	192700813	8/21/2019	270	6,765.70	
1620168	2004685	8/21/2019	270	6,665.18	
1620147	2004654	8/21/2019	270	6,030.47	
1620144	2004651	8/21/2019	270	5,181.14	
1620162	2004674	8/21/2019	270	5,054.35	
1620157	2004664	8/21/2019	270	3,740.00	
1620158	2004665	8/21/2019	270	3,010.00	
1620227	2004758	8/21/2019	270	2,905.00	
1620178	2004700	8/21/2019	270	2,430.00	
1620182	2004705	8/21/2019	270	2,400.00	
1620127	2004633	8/21/2019	270	1,954.75	
1620187	2004711	8/21/2019	270	1,848.95	
1620146	2004653	8/21/2019	270	1,558.00	
1620214	2004740	8/21/2019	270	1,540.00	
1620153	2004660	8/21/2019	270	1,522.90	
1620216	2004742	8/21/2019	270	1,505.00	
1620151	2004658	8/21/2019	270	1,490.00	
1620145	2004652	8/21/2019	270	1,156.00	
1620167	2004684	8/21/2019	270	1,142.93	
1620215	2004741	8/21/2019	270	950.00	
1620149	2004656	8/21/2019	270	862.00	
1620156	2004663	8/21/2019	270	755.00	
1620213	2004739	8/21/2019	270	740.00	
1620177	2004698	8/21/2019	270	611.50	
1620180	2004703	8/21/2019	270	601.24	
1620179	2004702	8/21/2019	270	560.00	
1620159	2004666	8/21/2019	270	520.00	
1620170	2004689	8/21/2019	270	428.87	
1620150	2004657	8/21/2019	270	255.00	
1620196	2004720	8/21/2019	270	251.01	
1620148	2004655	8/21/2019	270	214.00	
1620218	2004744	8/21/2019	270	200.00	
1620121	192700803IRPCC A	8/21/2019	270	160.93	
1620152	2004659	8/21/2019	270	133.00	
1620176	2004695	8/21/2019	270	60.00	
1620143	2004650	8/21/2019	270	21.70	
1620171	2004690	8/21/2019	270	21.16	
1620089	CD ACH Bank Trans	8/21/2019	270		2,734,000.00
1620098	8008524 EFT REV C	8/21/2019	270		21,708.98
1620097	192700808	8/21/2019	270		298,790,083.36
1620107	192700811	8/21/2019	270		6,319,742.58
1620108	192700812	8/21/2019	270		1,534,851.14
1620237	192700831	8/21/2019	270		50,000,000.00
1620242	192700807	8/21/2019	270		3,276,066.00
1620535	192700801EFT AIR:	8/22/2019	270	91,197,068.04	
1620609	2004834	8/22/2019	270	54,092,929.54	
1620520	192700808	8/22/2019	270	14,000,000.00	
1620521	192700809	8/22/2019	270	12,000,000.00	
1620683	192700825	8/22/2019	270	1,000,000.00	
1620614	2004845	8/22/2019	270	711,810.25	

Run Date: 1/2/2020
Run Time: 11:52:29AM

Demand Account Activity

Start Date: 7/1/2019 End Date: 12/31/2019

Page: 57
User: 0

Jnl. Entry	Ref #	Trx. Date	Ledger	Debit Amount	Credit Amount
1620516	CD ACH Bank Trans	8/22/2019	270	526,071.00	
1620523	192700811	8/22/2019	270	374,662.70	
1620678	2004918	8/22/2019	270	196,070.45	
1620564	2004781	8/22/2019	270	140,931.66	
1620576	2004796	8/22/2019	270	121,000.00	
1620568	2004788	8/22/2019	270	104,926.18	
1620538	192700804IRPCCAI	8/22/2019	270	103,263.64	
1620536	192700802CC AIRS	8/22/2019	270	79,899.43	
1620610	2004835	8/22/2019	270	52,802.48	
1620602	2004827	8/22/2019	270	35,660.00	
1620575	2004795	8/22/2019	270	31,725.22	
1620563	2004780	8/22/2019	270	30,878.26	
1620591	2004816	8/22/2019	270	29,764.22	
1620603	2004828	8/22/2019	270	27,315.03	
1620569	2004789	8/22/2019	270	24,718.89	
1620653	2004892	8/22/2019	270	23,948.70	
1620663	2004902	8/22/2019	270	19,680.41	
1620571	2004791	8/22/2019	270	17,951.84	
1620652	2004891	8/22/2019	270	17,740.00	
1620572	2004792	8/22/2019	270	14,360.29	
1620595	2004820	8/22/2019	270	13,007.74	
1620651	2004890	8/22/2019	270	11,300.00	
1620655	2004894	8/22/2019	270	11,190.00	
1620654	2004893	8/22/2019	270	11,000.00	
1620650	2004889	8/22/2019	270	10,905.00	
1620649	2004888	8/22/2019	270	9,855.00	
1620624	2004860	8/22/2019	270	9,250.00	
1620675	2004915	8/22/2019	270	9,182.90	
1620574	2004794	8/22/2019	270	8,761.00	
1620623	2004859	8/22/2019	270	8,725.00	
1620604	2004829	8/22/2019	270	8,162.94	
1620584	2004804	8/22/2019	270	7,654.25	
1620562	2004779	8/22/2019	270	7,593.17	
1620596	2004821	8/22/2019	270	7,094.63	
1620587	2004810	8/22/2019	270	6,690.00	
1620578	2004798	8/22/2019	270	4,560.00	
1620565	2004784	8/22/2019	270	4,552.61	
1620598	2004823	8/22/2019	270	4,376.75	
1620605	2004830	8/22/2019	270	4,369.72	
1620660	2004899	8/22/2019	270	3,637.00	
1620664	2004903	8/22/2019	270	3,277.81	
1620648	2004887	8/22/2019	270	3,087.24	
1620570	2004790	8/22/2019	270	3,073.10	
1620594	2004819	8/22/2019	270	1,900.00	
1620518	192700806	8/22/2019	270	1,785.68	
1620586	2004809	8/22/2019	270	1,300.00	
1620657	2004896	8/22/2019	270	1,000.00	
1620597	2004822	8/22/2019	270	877.72	
1620588	2004812	8/22/2019	270	727.75	
1620566	2004785	8/22/2019	270	683.08	
1620593	2004818	8/22/2019	270	615.00	
1620676	2004916	8/22/2019	270	570.50	
1620611	2004836	8/22/2019	270	379.81	
1620677	2004917	8/22/2019	270	330.30	
1620560	2004777	8/22/2019	270	329.72	
1620589	2004814	8/22/2019	270	328.00	

Run Date: 1/2/2020
 Run Time: 11:52:29AM

Demand Account Activity

Page: 58
 User: 0

Start Date: 7/1/2019 End Date: 12/31/2019

Jnl. Entry	Ref #	Trx. Date	Ledger	Debit Amount	Credit Amount
1620537	192700803IFTA CC	8/22/2019	270	257.95	
1620658	2004897	8/22/2019	270	190.75	
1620573	2004793	8/22/2019	270	126.00	
1620561	2004778	8/22/2019	270	61.57	
1620585	2004806	8/22/2019	270	60.00	
1620606	2004831	8/22/2019	270	31.41	
1620582	2004802	8/22/2019	270	20.00	
1620592	2004817	8/22/2019	270	20.00	
1620661	2004900	8/22/2019	270	20.00	
1620583	2004803	8/22/2019	270	14.00	
1620580	2004800	8/22/2019	270	8.50	
1620581	2004801	8/22/2019	270	4.25	
1620579	2004799	8/22/2019	270	3.50	
1620515	CD ACH Bank Trans	8/22/2019	270		11,389,531.00
1620542	8008528 EFT REV C	8/22/2019	270		27,026.30
1620519	192700807	8/22/2019	270		3,637,087.46
1620522	192700810	8/22/2019	270		28,094,763.32
1620541	192700815	8/22/2019	270		132,300,000.00
1621071	192700804	8/23/2019	270	203,000,000.00	
1621076	192700809	8/23/2019	270	200,000,000.00	
1620960	192700801EFT AIRS	8/23/2019	270	21,820,842.26	
1621075	192700808	8/23/2019	270	6,000,000.00	
1621028	2004995	8/23/2019	270	5,046,342.16	
1621033	2005000	8/23/2019	270	926,184.32	
1621012	2004979	8/23/2019	270	268,224.38	
1620970	2004929	8/23/2019	270	151,160.02	
1620987	2004948	8/23/2019	270	132,209.78	
1621027	2004994	8/23/2019	270	120,304.81	
1620996	2004962	8/23/2019	270	70,381.06	
1620981	2004940	8/23/2019	270	63,887.09	
1621031	2004998	8/23/2019	270	63,030.29	
1620985	2004944	8/23/2019	270	45,339.73	
1621035	2005002	8/23/2019	270	42,107.79	
1620999	2004965	8/23/2019	270	32,078.06	
1621084	Back Out Journal Er	8/23/2019	270	23,971.91	
1621013	2004980	8/23/2019	270	23,942.00	
1621034	2005001	8/23/2019	270	23,362.08	
1621029	2004996	8/23/2019	270	23,078.96	
1621066	2005044	8/23/2019	270	22,201.72	
1620976	2004935	8/23/2019	270	18,199.99	
1620969	2004928	8/23/2019	270	17,510.89	
1621032	2004999	8/23/2019	270	16,654.57	
1621030	2004997	8/23/2019	270	13,934.25	
1620979	2004938	8/23/2019	270	12,827.48	
1620986	2004945	8/23/2019	270	12,306.27	
1621070	192700803IFTA CC	8/23/2019	270	9,569.43	
1621042	2005010	8/23/2019	270	9,370.00	
1620971	2004930	8/23/2019	270	9,151.37	
1621064	2005042	8/23/2019	270	8,854.55	
1621026	2004993	8/23/2019	270	8,268.21	
1621001	2004968	8/23/2019	270	8,264.00	
1621023	2004990	8/23/2019	270	8,256.34	
1620961	192700802CC AIRS	8/23/2019	270	7,772.33	
1620972	2004931	8/23/2019	270	6,325.28	
1621011	2004978	8/23/2019	270	6,172.90	
1621024	2004991	8/23/2019	270	4,257.64	

Run Date: 1/2/2020
 Run Time: 11:52:29AM

Demand Account Activity

Page: 59
 User: 0

Start Date: 7/1/2019 End Date: 12/31/2019

Jnl. Entry	Ref #	Trx. Date	Ledger	Debit Amount	Credit Amount
1620991	2004955	8/23/2019	270	4,220.00	
1620974	2004933	8/23/2019	270	4,116.64	
1620983	2004942	8/23/2019	270	4,100.41	
1620968	2004926	8/23/2019	270	3,068.95	
1621014	2004981	8/23/2019	270	2,972.32	
1620988	2004949	8/23/2019	270	2,459.25	
1621002	2004969	8/23/2019	270	2,252.48	
1621008	2004975	8/23/2019	270	1,668.34	
1620990	2004954	8/23/2019	270	1,350.00	
1621007	2004974	8/23/2019	270	1,266.00	
1621006	2004973	8/23/2019	270	1,120.00	
1620992	2004957	8/23/2019	270	959.25	
1621000	2004967	8/23/2019	270	840.82	
1620998	2004964	8/23/2019	270	840.00	
1621005	2004972	8/23/2019	270	838.00	
1621037	2005004	8/23/2019	270	813.00	
1621036	2005003	8/23/2019	270	750.00	
1620997	2004963	8/23/2019	270	620.00	
1620949	BOA WRRT ADJ	8/23/2019	270	357.28	
1620993	2004959	8/23/2019	270	180.00	
1620995	2004961	8/23/2019	270	172.00	
1621004	2004971	8/23/2019	270	151.00	
1621038	2005005	8/23/2019	270	125.00	
1621082	Back Out Journal Er	8/23/2019	270	86.12	
1621083	Correct Journal Entr	8/23/2019	270	86.12	
1620989	2004951	8/23/2019	270	40.00	
1621003	2004970	8/23/2019	270	35.00	
1620994	2004960	8/23/2019	270	4.25	
1620950	8008529 EFT REV C	8/23/2019	270		23,971.91
1620951	8008529 EFT REV C	8/23/2019	270		23,971.91
1621072	192700805	8/23/2019	270		86.12
1621073	192700806	8/23/2019	270		4,887,191.26
1621077	192700810	8/23/2019	270		200,000,000.00
1621078	192700811	8/23/2019	270		233,333,274.03
1621372	203980801	8/26/2019	270	138,059,653.65	
1621367	202700807 AIRS TA	8/26/2019	270	17,991,681.22	
1621370	203000803	8/26/2019	270	15,000,000.00	
1621404	2005059	8/26/2019	270	10,743,833.03	
1621475	2005155	8/26/2019	270	8,634,936.35	
1621424	2005083	8/26/2019	270	2,260,724.29	
1621441	2005112	8/26/2019	270	965,856.44	
1621448	2005122	8/26/2019	270	686,646.95	
1621445	2005118	8/26/2019	270	546,122.75	
1621374	203980802	8/26/2019	270	419,539.19	
1621409	2005068	8/26/2019	270	281,525.88	
1621419	2005078	8/26/2019	270	263,624.27	
1621418	2005077	8/26/2019	270	164,030.69	
1621438	2005108	8/26/2019	270	123,711.24	
1621413	2005072	8/26/2019	270	90,557.89	
1621458	2005132	8/26/2019	270	73,258.06	
1621380	202700805	8/26/2019	270	54,243.06	
1621408	2005067	8/26/2019	270	50,413.03	
1621433	2005101	8/26/2019	270	35,385.71	
1621460	2005134	8/26/2019	270	22,370.65	
1621415	2005074	8/26/2019	270	22,083.02	
1621454	2005128	8/26/2019	270	19,595.44	

Run Date: 1/2/2020
 Run Time: 11:52:29AM

Demand Account Activity

Start Date: 7/1/2019 End Date: 12/31/2019

Page: 60
 User: 0

Jnl. Entry	Ref #	Trx. Date	Ledger	Debit Amount	Credit Amount
1621478	2005159	8/26/2019	270	18,849.29	
1621459	2005133	8/26/2019	270	16,826.34	
1621450	2005124	8/26/2019	270	14,233.57	
1621405	2005064	8/26/2019	270	12,613.12	
1621444	2005117	8/26/2019	270	11,170.00	
1621416	2005075	8/26/2019	270	8,566.17	
1621425	2005084	8/26/2019	270	8,100.00	
1621403	2005058	8/26/2019	270	6,027.00	
1621465	2005144	8/26/2019	270	5,546.00	
1621446	2005120	8/26/2019	270	4,834.60	
1621406	2005065	8/26/2019	270	4,546.59	
1621407	2005066	8/26/2019	270	4,107.88	
1621464	2005143	8/26/2019	270	2,987.00	
1621429	2005097	8/26/2019	270	2,706.50	
1621368	202700808 AIRS DC	8/26/2019	270	2,589.21	
1621434	2005104	8/26/2019	270	2,558.32	
1621439	2005109	8/26/2019	270	2,000.00	
1621428	2005096	8/26/2019	270	1,774.05	
1621427	2005095	8/26/2019	270	1,250.00	
1621457	2005131	8/26/2019	270	1,010.00	
1621455	2005129	8/26/2019	270	860.00	
1621431	2005099	8/26/2019	270	817.00	
1621449	2005123	8/26/2019	270	615.52	
1621410	2005069	8/26/2019	270	585.20	
1621417	2005076	8/26/2019	270	525.00	
1621423	2005082	8/26/2019	270	475.00	
1621411	2005070	8/26/2019	270	336.00	
1621469	2005148	8/26/2019	270	317.79	
1621426	2005094	8/26/2019	270	160.00	
1621421	2005080	8/26/2019	270	130.00	
1621451	2005125	8/26/2019	270	111.00	
1621422	2005081	8/26/2019	270	100.00	
1621456	2005130	8/26/2019	270	98.25	
1621452	2005126	8/26/2019	270	80.00	
1621430	2005098	8/26/2019	270	69.00	
1621432	2005100	8/26/2019	270	35.00	
1621470	2005149	8/26/2019	270	17.99	
1621453	2005127	8/26/2019	270	8.50	
1621324	CD ACH Bank Trans	8/26/2019	270		81,599,000.00
1621369	202700801	8/26/2019	270		14,397,354.30
1621371	202700802	8/26/2019	270		10,861,659.76
1621378	202700804	8/26/2019	270		76,000,000.00
1621379	202700803	8/26/2019	270		54,243.06
1621386	202700805	8/26/2019	270		1,285.00
1621393	DFA EFT REV 8/26/	8/26/2019	270		209,787.69
1621502	302700806	8/26/2019	270		13,000,000.00
1621788	203980802	8/27/2019	270	57,647,958.33	
1621778	202700807 AIRS TA	8/27/2019	270	30,253,568.64	
1621784	203000803	8/27/2019	270	14,000,000.00	
1621902	204700827	8/27/2019	270	1,491,560.86	
1621896	2005316	8/27/2019	270	1,481,542.03	
1621866	2005267	8/27/2019	270	1,098,642.82	
1621785	204720801	8/27/2019	270	1,016,131.45	
1621783	202300801	8/27/2019	270	1,000,000.00	
1621857	2005258	8/27/2019	270	992,016.37	
1621816	2005203	8/27/2019	270	893,000.00	

Run Date: 1/2/2020
 Run Time: 11:52:29AM

Demand Account Activity

Page: 61
 User: 0

Start Date: 7/1/2019 End Date: 12/31/2019

Jnl. Entry	Ref #	Trx. Date	Ledger	Debit Amount	Credit Amount
1621832	2005219	8/27/2019	270	702,186.93	
1621836	2005226	8/27/2019	270	591,753.00	
1621825	2005212	8/27/2019	270	537,600.95	
1621851	2005252	8/27/2019	270	504,510.81	
1621858	2005259	8/27/2019	270	371,278.97	
1621841	2005240	8/27/2019	270	294,000.00	
1621850	2005251	8/27/2019	270	281,587.22	
1621869	2005273	8/27/2019	270	185,000.00	
1621823	2005210	8/27/2019	270	178,262.30	
1621821	2005208	8/27/2019	270	128,035.42	
1621822	2005209	8/27/2019	270	90,716.65	
1621801	2005188	8/27/2019	270	75,106.74	
1621834	2005224	8/27/2019	270	74,721.98	
1621829	2005216	8/27/2019	270	65,998.29	
1621842	2005243	8/27/2019	270	41,003.33	
1621779	202700808 AIRS T/	8/27/2019	270	30,401.03	
1621824	2005211	8/27/2019	270	28,614.37	
1621848	2005249	8/27/2019	270	22,757.94	
1621819	2005206	8/27/2019	270	21,746.18	
1621859	2005260	8/27/2019	270	18,492.48	
1621843	2005244	8/27/2019	270	14,077.32	
1621889	2005302	8/27/2019	270	11,277.28	
1621818	2005205	8/27/2019	270	10,878.49	
1621817	2005204	8/27/2019	270	9,810.07	
1621820	2005207	8/27/2019	270	9,690.05	
1621844	2005245	8/27/2019	270	7,858.67	
1621849	2005250	8/27/2019	270	7,686.93	
1621883	2005296	8/27/2019	270	7,097.40	
1621840	2005230	8/27/2019	270	6,108.00	
1621885	2005298	8/27/2019	270	4,524.00	
1621884	2005297	8/27/2019	270	4,261.00	
1621847	2005248	8/27/2019	270	3,913.47	
1621868	2005272	8/27/2019	270	3,265.79	
1621846	2005247	8/27/2019	270	3,261.37	
1621845	2005246	8/27/2019	270	2,581.26	
1621815	2005202	8/27/2019	270	2,439.50	
1621830	2005217	8/27/2019	270	2,224.00	
1621852	2005253	8/27/2019	270	1,477.80	
1621800	2005187	8/27/2019	270	1,100.00	
1621780	202700809 AIRS D€	8/27/2019	270	1,014.26	
1621837	2005227	8/27/2019	270	795.44	
1621804	2005191	8/27/2019	270	621.50	
1621827	2005214	8/27/2019	270	608.00	
1621808	2005195	8/27/2019	270	600.00	
1621835	2005225	8/27/2019	270	551.93	
1621810	2005197	8/27/2019	270	449.00	
1621812	2005199	8/27/2019	270	421.15	
1621813	2005200	8/27/2019	270	249.77	
1621826	2005213	8/27/2019	270	180.00	
1621828	2005215	8/27/2019	270	144.00	
1621831	2005218	8/27/2019	270	138.18	
1621807	2005194	8/27/2019	270	90.00	
1621861	2005262	8/27/2019	270	82.15	
1621860	2005261	8/27/2019	270	64.58	
1621809	2005196	8/27/2019	270	31.61	
1621806	2005193	8/27/2019	270	21.25	

Run Date: 1/2/2020
 Run Time: 11:52:29AM

Demand Account Activity

Page: 62
 User: 0

Start Date: 7/1/2019 End Date: 12/31/2019

Jnl. Entry	Ref #	Trx. Date	Ledger	Debit Amount	Credit Amount
1621765	CD ACH Bank Trans	8/27/2019	270		6,767,000.00
1621791	DFA EFT REV 8/27/	8/27/2019	270		62,867.60
1621781	202700801	8/27/2019	270		11,236,591.23
1621782	202700802	8/27/2019	270		24,177,642.28
1621900	202700804	8/27/2019	270		70,000,000.00
1621901	3202700805	8/27/2019	270		1,000,000.00
1622183	202700807 AIRS TA	8/28/2019	270	46,236,107.80	
1622193	203980801	8/28/2019	270	40,000,000.00	
1622191	203000805	8/28/2019	270	6,000,000.00	
1622269	2005402	8/28/2019	270	1,338,757.35	
1622197	2005320	8/28/2019	270	437,527.16	
1622310	2006454	8/28/2019	270	364,440.67	
1622214	2005335	8/28/2019	270	185,298.00	
1622303	2006447	8/28/2019	270	156,801.19	
1622217	2005338	8/28/2019	270	82,609.61	
1622250	2005381	8/28/2019	270	70,124.00	
1622319	2006465	8/28/2019	270	69,096.86	
1622216	2005337	8/28/2019	270	57,213.42	
1622311	2006455	8/28/2019	270	55,894.27	
1622184	202700808 AIRS TA	8/28/2019	270	53,179.77	
1622237	2005358	8/28/2019	270	50,452.90	
1622321	2006467	8/28/2019	270	41,894.43	
1622312	2006456	8/28/2019	270	30,104.70	
1622267	2005400	8/28/2019	270	23,605.10	
1622212	2005333	8/28/2019	270	19,105.73	
1622270	2005404	8/28/2019	270	17,947.46	
1622266	2005399	8/28/2019	270	14,274.77	
1622279	2005420	8/28/2019	270	14,263.29	
1622248	2005378	8/28/2019	270	9,929.51	
1622304	2006448	8/28/2019	270	9,435.70	
1622325	2006471	8/28/2019	270	6,888.00	
1622281	2005422	8/28/2019	270	6,522.00	
1622246	2005367	8/28/2019	270	6,414.50	
1622239	2005360	8/28/2019	270	5,650.98	
1622215	2005336	8/28/2019	270	5,350.03	
1622280	2005421	8/28/2019	270	4,061.00	
1622241	2005362	8/28/2019	270	3,230.00	
1622249	2005380	8/28/2019	270	2,873.43	
1622230	2005351	8/28/2019	270	2,426.62	
1622276	2005415	8/28/2019	270	2,026.25	
1622185	202700809 AIRS D€	8/28/2019	270	1,784.85	
1622307	2006451	8/28/2019	270	1,420.98	
1622222	2005343	8/28/2019	270	1,330.60	
1622265	2005398	8/28/2019	270	1,180.00	
1622200	2005321	8/28/2019	270	1,140.00	
1622263	2005396	8/28/2019	270	1,122.50	
1622228	2005349	8/28/2019	270	889.80	
1622283	2005424	8/28/2019	270	887.50	
1622232	2005353	8/28/2019	270	868.00	
1622221	2005342	8/28/2019	270	858.70	
1622282	2005423	8/28/2019	270	835.00	
1622203	2005324	8/28/2019	270	800.00	
1622243	2005364	8/28/2019	270	790.00	
1622233	2005354	8/28/2019	270	788.00	
1622204	2005325	8/28/2019	270	690.00	
1622219	2005340	8/28/2019	270	653.00	

Run Date: 1/2/2020
 Run Time: 11:52:29AM

Demand Account Activity

Start Date: 7/1/2019 End Date: 12/31/2019

Page: 63
 User: 0

Jnl. Entry	Ref #	Trx. Date	Ledger	Debit Amount	Credit Amount
1622202	2005323	8/28/2019	270	650.00	
1622206	2005327	8/28/2019	270	630.00	
1622326	2006472	8/28/2019	270	568.00	
1622242	2005363	8/28/2019	270	560.00	
1622235	2005356	8/28/2019	270	551.93	
1622205	2005326	8/28/2019	270	550.00	
1622231	2005352	8/28/2019	270	537.34	
1622218	2005339	8/28/2019	270	498.60	
1622287	2005430	8/28/2019	270	400.75	
1622240	2005361	8/28/2019	270	400.00	
1622322	2006468	8/28/2019	270	336.32	
1622264	2005397	8/28/2019	270	252.75	
1622234	2005355	8/28/2019	270	245.00	
1622226	2005347	8/28/2019	270	180.00	
1622207	2005328	8/28/2019	270	90.00	
1622308	2006452	8/28/2019	270	31.53	
1622227	2005348	8/28/2019	270	28.83	
1622245	2005366	8/28/2019	270	17.12	
1622209	2005330	8/28/2019	270	13.11	
1622224	2005345	8/28/2019	270	4.25	
1621905	CD ACH Bank Trans	8/28/2019	270		1,884,000.00
1622186	DFA EFT REV 8/28/	8/28/2019	270		1,183.30
1622188	202700801	8/28/2019	270		4,137,041.39
1622189	202700802	8/28/2019	270		9,721,947.43
1622190	202700803	8/28/2019	270		437,527.16
1622328	202700806	8/28/2019	270		81,000,000.00
1623385	203980801	8/29/2019	270	143,934,696.06	
1623429	2006525	8/29/2019	270	51,360,925.58	
1623379	202300801	8/29/2019	270	11,000,000.00	
1623380	203000803	8/29/2019	270	11,000,000.00	
1623373	202700807 AIRS TA	8/29/2019	270	7,913,641.82	
1623431	2006528	8/29/2019	270	813,933.70	
1623408	2006491	8/29/2019	270	687,565.26	
1623402	2006485	8/29/2019	270	615,817.24	
1623435	2006532	8/29/2019	270	467,526.54	
1623403	2006486	8/29/2019	270	171,538.84	
1623441	2006543	8/29/2019	270	163,816.68	
1623374	202700808 AIRS TA	8/29/2019	270	147,713.16	
1623437	2006539	8/29/2019	270	124,586.43	
1623430	2006527	8/29/2019	270	114,315.25	
1623414	2006497	8/29/2019	270	83,033.77	
1623473	2006581	8/29/2019	270	76,045.56	
1623432	2006529	8/29/2019	270	71,565.58	
1623410	2006493	8/29/2019	270	68,663.91	
1623456	2006561	8/29/2019	270	65,720.61	
1623412	2006495	8/29/2019	270	48,467.29	
1623422	2006518	8/29/2019	270	37,692.55	
1623409	2006492	8/29/2019	270	34,533.53	
1623436	2006538	8/29/2019	270	30,318.69	
1623423	2006519	8/29/2019	270	22,142.22	
1623395	2006478	8/29/2019	270	21,185.59	
1623419	2006506	8/29/2019	270	17,893.00	
1623411	2006494	8/29/2019	270	16,658.80	
1623376	202700810 AIRS D€	8/29/2019	270	12,446.08	
1623425	2006521	8/29/2019	270	11,593.59	
1623420	2006516	8/29/2019	270	10,442.37	

Run Date: 1/2/2020
 Run Time: 11:52:29AM

Demand Account Activity

Start Date: 7/1/2019 End Date: 12/31/2019

Page: 64
 User: 0

Jnl. Entry	Ref #	Trx. Date	Ledger	Debit Amount	Credit Amount
1623393	2006476	8/29/2019	270	8,298.82	
1623405	2006488	8/29/2019	270	4,653.00	
1623453	2006557	8/29/2019	270	3,946.25	
1623467	2006575	8/29/2019	270	3,337.00	
1623399	2006482	8/29/2019	270	2,905.06	
1623400	2006483	8/29/2019	270	2,807.83	
1623415	2006501	8/29/2019	270	2,700.00	
1623465	2006573	8/29/2019	270	2,469.00	
1623406	2006489	8/29/2019	270	2,033.48	
1623375	202700809 AIRS DE	8/29/2019	270	1,973.89	
1623407	2006490	8/29/2019	270	1,737.73	
1623404	2006487	8/29/2019	270	1,263.00	
1623377	202700801	8/29/2019	270	1,081.09	
1623389	Back Out Journal Er	8/29/2019	270	1,081.09	
1623390	Correct Journal Entr	8/29/2019	270	1,081.09	
1623413	2006496	8/29/2019	270	1,036.00	
1623468	2006576	8/29/2019	270	803.00	
1623397	2006480	8/29/2019	270	770.00	
1623418	2006505	8/29/2019	270	379.00	
1623421	2006517	8/29/2019	270	15.28	
1623398	2006481	8/29/2019	270	8.50	
1622332	CD ACH Bank Trans	8/29/2019	270		1,462,000.00
1623386	DFA EFT REV 8/29/	8/29/2019	270		163,956.28
1623377	202700801	8/29/2019	270		1,081.09
1623378	202700802	8/29/2019	270		9,665,377.46
1623381	202700803	8/29/2019	270		183,168,314.57
1623389	Back Out Journal Er	8/29/2019	270		1,081.09
1622331	202700806	8/29/2019	270		34,000,000.00
1623771	203980801	8/30/2019	270	206,904,635.78	
1623767	203000803	8/30/2019	270	7,000,000.00	
1623761	202700807 AIRS TA	8/30/2019	270	2,486,077.19	
1623766	202300801	8/30/2019	270	1,000,000.00	
1623816	2006611	8/30/2019	270	663,767.80	
1623784	204720801	8/30/2019	270	625,520.78	
1623830	2006634	8/30/2019	270	252,430.79	
1623820	2006615	8/30/2019	270	238,868.15	
1623845	2006649	8/30/2019	270	90,415.41	
1623796	2006591	8/30/2019	270	82,889.71	
1623764	202700810 AIRS DE	8/30/2019	270	62,838.94	
1623865	2006673	8/30/2019	270	56,400.51	
1623813	2006608	8/30/2019	270	35,441.61	
1623822	2006617	8/30/2019	270	20,243.03	
1623821	2006616	8/30/2019	270	20,232.12	
1623823	2006618	8/30/2019	270	12,731.37	
1623832	2006636	8/30/2019	270	10,238.04	
1623829	2006624	8/30/2019	270	9,519.50	
1623806	2006601	8/30/2019	270	7,996.57	
1623846	2006652	8/30/2019	270	5,073.54	
1623811	2006606	8/30/2019	270	4,021.94	
1623798	2006593	8/30/2019	270	3,635.00	
1623824	2006619	8/30/2019	270	3,597.65	
1623827	2006622	8/30/2019	270	3,591.14	
1623795	2006589	8/30/2019	270	1,810.96	
1623803	2006598	8/30/2019	270	1,092.50	
1623763	202700809 AIRS DE	8/30/2019	270	986.61	
1623800	2006595	8/30/2019	270	918.00	

Run Date: 1/2/2020
 Run Time: 11:52:29AM

Demand Account Activity

Start Date: 7/1/2019 End Date: 12/31/2019

Page: 65
 User: 0

Jnl. Entry	Ref #	Trx. Date	Ledger	Debit Amount	Credit Amount
1623792	2006586	8/30/2019	270	900.00	
1623762	202700808 AIRS TA	8/30/2019	270	731.00	
1623804	2006599	8/30/2019	270	680.00	
1623808	2006603	8/30/2019	270	656.00	
1623791	2006585	8/30/2019	270	582.00	
1623828	2006623	8/30/2019	270	341.00	
1623799	2006594	8/30/2019	270	309.00	
1623809	2006604	8/30/2019	270	232.00	
1623793	2006587	8/30/2019	270	100.00	
1623797	2006592	8/30/2019	270	100.00	
1623801	2006596	8/30/2019	270	64.00	
1623805	2006600	8/30/2019	270	56.25	
1623807	2006602	8/30/2019	270	52.50	
1623794	2006588	8/30/2019	270	51.00	
1623825	2006620	8/30/2019	270	38.80	
1623750	CD ACH Bank Trans	8/30/2019	270		574,000.00
1623780	DFA EFT REV 8/30/	8/30/2019	270		11,444.00
1623765	202700801	8/30/2019	270		5,550,571.63
1623768	202700802	8/30/2019	270		156,296,596.60
1623878	202700806	8/30/2019	270		58,000,000.00
1624362	20090301	9/3/2019	270	16,000,000.00	
1624321	2006730	9/3/2019	270	5,122,121.60	
1624335	2006746	9/3/2019	270	4,314,355.24	
1624267	203980901	9/3/2019	270	2,972,000.00	
1624358	2006776	9/3/2019	270	2,500,000.00	
1623916	CD ACH Bank Trans	9/3/2019	270	2,275,000.00	
1624264	203000903	9/3/2019	270	2,000,000.00	
1624304	2006704	9/3/2019	270	1,514,749.64	
1624269	203980902	9/3/2019	270	1,000,000.00	
1624292	2006692	9/3/2019	270	971,520.49	
1624306	2006706	9/3/2019	270	382,174.09	
1624300	2006700	9/3/2019	270	237,684.10	
1624343	2006758	9/3/2019	270	207,108.19	
1624294	2006694	9/3/2019	270	166,606.84	
1624341	2006755	9/3/2019	270	124,628.98	
1624295	2006695	9/3/2019	270	99,631.54	
1624308	2006708	9/3/2019	270	98,995.94	
1624291	2006691	9/3/2019	270	35,415.49	
1624310	2006710	9/3/2019	270	33,724.73	
1624317	2006726	9/3/2019	270	30,209.39	
1624342	2006756	9/3/2019	270	21,581.39	
1624289	2006689	9/3/2019	270	15,748.27	
1624322	2006731	9/3/2019	270	11,670.48	
1624311	2006711	9/3/2019	270	10,213.56	
1624285	2006686	9/3/2019	270	7,311.00	
1624340	2006754	9/3/2019	270	6,528.93	
1624353	2006770	9/3/2019	270	5,825.34	
1624314	2006714	9/3/2019	270	5,823.25	
1624315	2006724	9/3/2019	270	5,027.96	
1624293	2006693	9/3/2019	270	3,337.00	
1624313	2006713	9/3/2019	270	1,100.00	
1624301	2006701	9/3/2019	270	1,045.00	
1624287	2006687	9/3/2019	270	650.00	
1624299	2006699	9/3/2019	270	620.00	
1624303	2006703	9/3/2019	270	450.00	
1624288	2006688	9/3/2019	270	375.00	

Run Date: 1/2/2020
 Run Time: 11:52:29AM

Demand Account Activity

Start Date: 7/1/2019 End Date: 12/31/2019

Page: 66
 User: 0

Jnl. Entry	Ref #	Trx. Date	Ledger	Debit Amount	Credit Amount
1624263	202700903	9/3/2019	270	296.00	
1624297	2006697	9/3/2019	270	162.00	
1624318	2006727	9/3/2019	270	156.68	
1624296	2006696	9/3/2019	270	150.00	
1624302	2006702	9/3/2019	270	76.25	
1624336	2006748	9/3/2019	270	31.07	
1623915	CD ACH Bank Trans	9/3/2019	270		1,000,000.00
1623918	DSMV E-TICKET RE	9/3/2019	270		4,209.86
1624265	202700904	9/3/2019	270		13,687,492.82
1624266	202700905	9/3/2019	270		2,972,000.00
1624271	202700906	9/3/2019	270		11,674,229.33
1624276	202700907	9/3/2019	270		10,022,212.36
1624630	202750901	9/4/2019	270	136,000,000.00	
1624617	202700905	9/4/2019	270	25,300,000.00	
1624613	202700907 AIRS TA	9/4/2019	270	8,475,397.09	
1624367	203000903	9/4/2019	270	7,000,000.00	
1624665	2006821	9/4/2019	270	2,304,145.75	
1624654	2006801	9/4/2019	270	2,132,390.11	
1624641	2006788	9/4/2019	270	684,701.49	
1624650	2006797	9/4/2019	270	613,420.45	
1624633	2006780	9/4/2019	270	586,915.23	
1624660	2006816	9/4/2019	270	482,552.11	
1624708	2006879	9/4/2019	270	440,169.17	
1624661	2006817	9/4/2019	270	350,244.09	
1624659	2006815	9/4/2019	270	214,920.85	
1624614	202700909 AIRS TA	9/4/2019	270	78,485.80	
1624706	2006876	9/4/2019	270	56,000.00	
1624616	202700910 AIRS DE	9/4/2019	270	44,855.55	
1624637	2006784	9/4/2019	270	19,072.65	
1624655	2006802	9/4/2019	270	15,291.27	
1624688	2006854	9/4/2019	270	9,740.00	
1624702	2006872	9/4/2019	270	7,290.00	
1624657	2006804	9/4/2019	270	6,547.75	
1624664	2006820	9/4/2019	270	4,874.75	
1624543	202700902	9/4/2019	270	4,432.65	
1624656	2006803	9/4/2019	270	4,354.77	
1624638	2006785	9/4/2019	270	3,659.25	
1624684	2006850	9/4/2019	270	3,426.10	
1624639	2006786	9/4/2019	270	3,300.50	
1624647	2006794	9/4/2019	270	2,932.73	
1624691	2006857	9/4/2019	270	2,580.00	
1624709	2006880	9/4/2019	270	2,511.25	
1624615	202700909 AIRS DE	9/4/2019	270	2,160.16	
1624710	2006881	9/4/2019	270	1,500.00	
1624653	2006800	9/4/2019	270	1,265.50	
1624652	2006799	9/4/2019	270	1,002.00	
1624640	2006787	9/4/2019	270	840.00	
1624645	2006792	9/4/2019	270	829.95	
1624649	2006796	9/4/2019	270	825.00	
1624646	2006793	9/4/2019	270	805.24	
1624648	2006795	9/4/2019	270	802.24	
1624723	2006895	9/4/2019	270	770.00	
1624662	2006818	9/4/2019	270	741.52	
1624701	2006871	9/4/2019	270	560.00	
1624635	2006782	9/4/2019	270	300.00	
1624682	2006845	9/4/2019	270	292.82	

Run Date: 1/2/2020
 Run Time: 11:52:29AM

Demand Account Activity

Start Date: 7/1/2019 End Date: 12/31/2019

Page: 67
 User: 0

Jnl. Entry	Ref #	Trx. Date	Ledger	Debit Amount	Credit Amount
1624726	2006898	9/4/2019	270	239.32	
1624724	2006896	9/4/2019	270	237.75	
1624669	2006830	9/4/2019	270	222.00	
1624636	2006783	9/4/2019	270	191.25	
1624644	2006791	9/4/2019	270	180.00	
1624643	2006790	9/4/2019	270	112.50	
1624663	2006819	9/4/2019	270	102.87	
1624727	2006899	9/4/2019	270	93.98	
1624642	2006789	9/4/2019	270	41.53	
1624725	2006897	9/4/2019	270	6.72	
1624368	202700901	9/4/2019	270		586,915.23
1624551	202700903	9/4/2019	270		7,514,656.35
1624552	202700904	9/4/2019	270		8,536,578.20
1624619	202700906	9/4/2019	270		25,300,000.00
1624620	202700911	9/4/2019	270		142,868,652.78
1624629	Correct Bank Ledger	9/4/2019	270		25,000.00
1625058	2006960	9/5/2019	270	262,770,882.69	
1624966	202700907 AIRS TA	9/5/2019	270	17,603,616.78	
1624945	203000903	9/5/2019	270	10,000,000.00	
1624734	CD ACH Bank Trans	9/5/2019	270	9,597,261.00	
1624947	202300901	9/5/2019	270	7,000,000.00	
1624950	202700903	9/5/2019	270	5,000,000.00	
1625031	2006932	9/5/2019	270	740,000.00	
1625009	2006908	9/5/2019	270	687,523.38	
1625025	2006925	9/5/2019	270	433,747.74	
1625026	2006927	9/5/2019	270	297,031.64	
1625061	2006964	9/5/2019	270	146,311.85	
1625128	2007058	9/5/2019	270	116,600.00	
1625066	2006969	9/5/2019	270	109,136.00	
1625011	2006910	9/5/2019	270	95,978.40	
1625030	2006931	9/5/2019	270	93,476.00	
1625057	2006959	9/5/2019	270	88,994.05	
1625043	2006944	9/5/2019	270	65,039.00	
1625053	2006955	9/5/2019	270	63,445.82	
1625050	2006951	9/5/2019	270	55,625.99	
1625129	2007059	9/5/2019	270	45,844.00	
1624969	202700910 AIRS DE	9/5/2019	270	38,900.32	
1625107	2007033	9/5/2019	270	30,422.75	
1625047	2006948	9/5/2019	270	29,927.47	
1624967	202700909 AIRS TA	9/5/2019	270	26,691.27	
1625022	2006921	9/5/2019	270	19,940.00	
1625044	2006945	9/5/2019	270	17,790.18	
1625045	2006946	9/5/2019	270	15,671.25	
1625032	2006933	9/5/2019	270	15,078.52	
1625068	2006971	9/5/2019	270	12,029.00	
1625067	2006970	9/5/2019	270	11,094.00	
1625055	2006957	9/5/2019	270	10,672.49	
1625024	2006923	9/5/2019	270	10,230.00	
1625042	2006943	9/5/2019	270	9,043.50	
1625119	2007049	9/5/2019	270	8,148.00	
1625048	2006949	9/5/2019	270	6,161.08	
1625060	2006963	9/5/2019	270	5,668.49	
1624968	202700909 AIRS DE	9/5/2019	270	5,638.19	
1625074	2006977	9/5/2019	270	5,466.50	
1625056	2006958	9/5/2019	270	5,458.08	
1625064	2006967	9/5/2019	270	5,185.00	

Run Date: 1/2/2020
 Run Time: 11:52:29AM

Demand Account Activity

Start Date: 7/1/2019 End Date: 12/31/2019

Page: 68
 User: 0

Jnl. Entry	Ref #	Trx. Date	Ledger	Debit Amount	Credit Amount
1625120	2007050	9/5/2019	270	5,111.00	
1625075	2006987	9/5/2019	270	5,040.00	
1625081	2006994	9/5/2019	270	4,835.76	
1625017	2006916	9/5/2019	270	4,797.00	
1625033	2006934	9/5/2019	270	4,259.00	
1625093	2007006	9/5/2019	270	3,933.38	
1625105	2007031	9/5/2019	270	3,686.58	
1625051	2006953	9/5/2019	270	3,521.76	
1625028	2006929	9/5/2019	270	3,245.53	
1625122	2007052	9/5/2019	270	2,850.00	
1625034	2006935	9/5/2019	270	2,660.00	
1625020	2006919	9/5/2019	270	2,604.56	
1625063	2006966	9/5/2019	270	1,900.00	
1625023	2006922	9/5/2019	270	1,770.00	
1625035	2006936	9/5/2019	270	1,476.00	
1625095	2007008	9/5/2019	270	1,360.10	
1625062	2006965	9/5/2019	270	1,250.00	
1625049	2006950	9/5/2019	270	1,032.00	
1625037	2006938	9/5/2019	270	998.00	
1625029	2006930	9/5/2019	270	991.23	
1625039	2006940	9/5/2019	270	980.00	
1625027	2006928	9/5/2019	270	927.77	
1625021	2006920	9/5/2019	270	900.00	
1625041	2006942	9/5/2019	270	794.44	
1625065	2006968	9/5/2019	270	450.00	
1625016	2006915	9/5/2019	270	331.50	
1625080	2006993	9/5/2019	270	248.53	
1625036	2006937	9/5/2019	270	220.00	
1625013	2006912	9/5/2019	270	202.90	
1625040	2006941	9/5/2019	270	202.00	
1625094	2007007	9/5/2019	270	123.43	
1625046	2006947	9/5/2019	270	118.25	
1625070	2006973	9/5/2019	270	100.00	
1625071	2006974	9/5/2019	270	100.00	
1625106	2007032	9/5/2019	270	85.46	
1625014	2006913	9/5/2019	270	72.52	
1625038	2006939	9/5/2019	270	42.00	
1625072	2006975	9/5/2019	270	40.15	
1625121	2007051	9/5/2019	270	22.00	
1625018	2006917	9/5/2019	270	12.75	
1625015	2006914	9/5/2019	270	4.25	
1624733	CD ACH Bank Trans	9/5/2019	270		25,547,029.00
1624954	8008554 EFT REV €	9/5/2019	270		8,154.36
1624948	202700901	9/5/2019	270		13,069,915.29
1624949	202700902	9/5/2019	270		5,983,262.57
1624951	202700904	9/5/2019	270		5,000,000.00
1624952	202700905	9/5/2019	270		170,367,235.57
1625130	202700906	9/5/2019	270		96,000,000.00
1625422	202700903	9/6/2019	270	272,511,932.38	
1625551	Correct Journal Entr	9/6/2019	270	79,000,000.00	
1625426	202750901	9/6/2019	270	76,000,000.00	
1625403	203000903	9/6/2019	270	9,000,000.00	
1625417	202700907 AIRS TA	9/6/2019	270	8,222,990.28	
1625404	202300901	9/6/2019	270	1,000,000.00	
1625498	2007149	9/6/2019	270	563,986.39	
1625469	2007115	9/6/2019	270	227,074.84	

Run Date: 1/2/2020
 Run Time: 11:52:29AM

Demand Account Activity

Page: 69
 User: 0

Start Date: 7/1/2019 End Date: 12/31/2019

Jnl. Entry	Ref #	Trx. Date	Ledger	Debit Amount	Credit Amount
1625507	2007161	9/6/2019	270	169,666.88	
1625418	202700908 AIRS TA	9/6/2019	270	137,868.28	
1625477	2007123	9/6/2019	270	113,607.98	
1625445	2007076	9/6/2019	270	103,946.43	
1625526	2007184	9/6/2019	270	94,195.56	
1625458	2007101	9/6/2019	270	81,135.08	
1625493	2007144	9/6/2019	270	70,919.60	
1625504	2007156	9/6/2019	270	69,269.20	
1625479	2007126	9/6/2019	270	57,002.14	
1625446	2007077	9/6/2019	270	52,566.18	
1625436	2007067	9/6/2019	270	49,388.93	
1625476	2007122	9/6/2019	270	42,412.03	
1625524	2007179	9/6/2019	270	31,600.74	
1625420	202700910 AIRS D€	9/6/2019	270	29,567.60	
1625451	2007092	9/6/2019	270	28,540.00	
1625519	2007174	9/6/2019	270	22,364.22	
1625463	2007107	9/6/2019	270	21,556.70	
1625508	2007162	9/6/2019	270	20,932.08	
1625453	2007094	9/6/2019	270	20,430.67	
1625449	2007081	9/6/2019	270	17,353.50	
1625462	2007106	9/6/2019	270	17,098.61	
1625452	2007093	9/6/2019	270	16,924.04	
1625509	2007163	9/6/2019	270	12,563.50	
1625499	2007150	9/6/2019	270	9,400.08	
1625443	2007074	9/6/2019	270	8,204.24	
1625527	2007185	9/6/2019	270	7,186.28	
1625505	2007157	9/6/2019	270	6,700.65	
1625513	2007167	9/6/2019	270	6,438.51	
1625456	2007097	9/6/2019	270	6,403.24	
1625468	2007112	9/6/2019	270	6,298.28	
1625547	2007208	9/6/2019	270	3,946.61	
1625465	2007109	9/6/2019	270	3,232.12	
1625467	2007111	9/6/2019	270	3,232.12	
1625470	2007116	9/6/2019	270	3,090.99	
1625455	2007096	9/6/2019	270	2,613.97	
1625460	2007104	9/6/2019	270	2,051.00	
1625457	2007100	9/6/2019	270	2,000.00	
1625478	2007125	9/6/2019	270	1,928.32	
1625419	202700909 AIRS D€	9/6/2019	270	1,569.27	
1625454	2007095	9/6/2019	270	1,283.36	
1625473	2007119	9/6/2019	270	1,280.00	
1625546	2007207	9/6/2019	270	1,233.38	
1625438	2007069	9/6/2019	270	1,190.89	
1625548	2007209	9/6/2019	270	1,130.00	
1625441	2007072	9/6/2019	270	1,028.00	
1625545	2007206	9/6/2019	270	1,015.28	
1625466	2007110	9/6/2019	270	1,005.03	
1625440	2007071	9/6/2019	270	710.00	
1625475	2007121	9/6/2019	270	664.00	
1625495	2007146	9/6/2019	270	307.67	
1625437	2007068	9/6/2019	270	224.98	
1625439	2007070	9/6/2019	270	220.00	
1625459	2007103	9/6/2019	270	100.00	
1625450	2007091	9/6/2019	270	90.00	
1625549	2007210	9/6/2019	270	85.00	
1625442	2007073	9/6/2019	270	69.00	

Run Date: 1/2/2020
 Run Time: 11:52:29AM

Demand Account Activity

Start Date: 7/1/2019 End Date: 12/31/2019

Page: 70
 User: 0

Jnl. Entry	Ref #	Trx. Date	Ledger	Debit Amount	Credit Amount
1625472	2007118	9/6/2019	270	28.83	
1625471	2007117	9/6/2019	270	17.50	
1625474	2007120	9/6/2019	270	8.50	
1625132	CD ACH Bank Trans	9/6/2019	270		543,000.00
1625427	8008556 EFT REV C	9/6/2019	270		2,008.64
1625405	202700901	9/6/2019	270		3,920,480.35
1625406	202700902	9/6/2019	270		179.06
1625407	202700903	9/6/2019	270		367,105,509.43
1625550	Back Out Journal Er	9/6/2019	270		76,000,000.00
1625932	Correct Journal Entr	9/9/2019	270	59,000,000.00	
1625827	192700911	9/9/2019	270	51,000,000.00	
1625809	192700908	9/9/2019	270	10,000,000.00	
1625802	192700901EFT AIR:	9/9/2019	270	7,283,294.03	
1625845	2007230	9/9/2019	270	2,680,057.00	
1625896	2007299	9/9/2019	270	1,076,663.49	
1625930	192700912	9/9/2019	270	1,000,000.00	
1625900	2007304	9/9/2019	270	909,657.99	
1625929	2007351	9/9/2019	270	823,000.00	
1625871	2007269	9/9/2019	270	615,294.85	
1625852	2007247	9/9/2019	270	500,000.00	
1625892	2007295	9/9/2019	270	201,798.52	
1625874	2007272	9/9/2019	270	165,055.07	
1625851	2007246	9/9/2019	270	127,607.00	
1625875	2007273	9/9/2019	270	95,046.67	
1625878	2007277	9/9/2019	270	94,308.71	
1625856	2007251	9/9/2019	270	87,735.80	
1625865	2007263	9/9/2019	270	65,016.02	
1625805	192700904IRPCC A	9/9/2019	270	51,732.92	
1625897	2007301	9/9/2019	270	50,693.03	
1625803	192700902CC AIRS	9/9/2019	270	37,401.40	
1625864	2007262	9/9/2019	270	36,288.54	
1625876	2007274	9/9/2019	270	31,935.31	
1625862	2007260	9/9/2019	270	22,135.86	
1625877	2007275	9/9/2019	270	20,895.07	
1625901	2007308	9/9/2019	270	16,236.03	
1625863	2007261	9/9/2019	270	15,060.95	
1625866	2007264	9/9/2019	270	12,346.23	
1625855	2007250	9/9/2019	270	11,914.00	
1625924	2007346	9/9/2019	270	10,483.52	
1625881	2007283	9/9/2019	270	9,729.24	
1625849	2007235	9/9/2019	270	7,078.00	
1625882	2007285	9/9/2019	270	7,006.51	
1625883	2007286	9/9/2019	270	5,350.87	
1625843	2007228	9/9/2019	270	5,048.00	
1625891	2007294	9/9/2019	270	4,918.25	
1625884	2007287	9/9/2019	270	4,348.53	
1625927	2007349	9/9/2019	270	4,274.00	
1625885	2007288	9/9/2019	270	4,233.97	
1625898	2007302	9/9/2019	270	2,740.40	
1625867	2007265	9/9/2019	270	2,546.74	
1625872	2007270	9/9/2019	270	2,263.81	
1625873	2007271	9/9/2019	270	2,080.64	
1625869	2007267	9/9/2019	270	1,742.29	
1625886	2007289	9/9/2019	270	1,684.00	
1625840	2007225	9/9/2019	270	1,669.25	
1625804	192700903IFTA CC	9/9/2019	270	1,279.76	

Run Date: 1/2/2020
 Run Time: 11:52:29AM

Demand Account Activity

Start Date: 7/1/2019 End Date: 12/31/2019

Page: 71
 User: 0

Jnl. Entry	Ref #	Trx. Date	Ledger	Debit Amount	Credit Amount
1625868	2007266	9/9/2019	270	658.90	
1625923	2007345	9/9/2019	270	625.00	
1625887	2007290	9/9/2019	270	574.00	
1625844	2007229	9/9/2019	270	560.00	
1625841	2007226	9/9/2019	270	535.00	
1625925	2007347	9/9/2019	270	530.00	
1625899	2007303	9/9/2019	270	500.00	
1625926	2007348	9/9/2019	270	450.50	
1625842	2007227	9/9/2019	270	300.00	
1625888	2007291	9/9/2019	270	200.00	
1625806	192700905	9/9/2019	270	141.00	
1625889	2007292	9/9/2019	270	118.00	
1625854	2007249	9/9/2019	270	110.00	
1625928	2007350	9/9/2019	270	48.00	
1625853	2007248	9/9/2019	270	38.80	
1625922	2007344	9/9/2019	270	28.83	
1625890	2007293	9/9/2019	270	19.00	
1625799	CD ACH Bank Trans	9/9/2019	270		689,000.00
1625814	8008557 EFT REV	9/9/2019	270		24,834.26
1625807	192700906	9/9/2019	270		10,999,687.10
1625808	192700907	9/9/2019	270		7,425,941.65
1625822	192700909	9/9/2019	270		65,788,537.98
1625931	Back Out Journal Er	9/9/2019	270		51,000,000.00
1626189	192700918	9/10/2019	270	40,000,000.00	
1626171	192700901EFT AIRS	9/10/2019	270	10,077,743.13	
1625936	192700901	9/10/2019	270	9,000,000.00	
1626279	2007467	9/10/2019	270	2,646,826.06	
1626283	2007471	9/10/2019	270	1,709,504.93	
1626286	2007474	9/10/2019	270	1,429,391.10	
1626252	2007416	9/10/2019	270	587,734.51	
1626247	2007411	9/10/2019	270	540,263.95	
1626237	2007398	9/10/2019	270	335,000.00	
1626228	2007389	9/10/2019	270	220,520.74	
1626242	2007405	9/10/2019	270	219,291.13	
1626253	2007418	9/10/2019	270	186,648.22	
1626273	2007452	9/10/2019	270	126,715.00	
1626256	2007421	9/10/2019	270	107,481.22	
1626269	2007435	9/10/2019	270	99,710.85	
1626255	2007420	9/10/2019	270	59,874.96	
1626246	2007410	9/10/2019	270	56,723.38	
1626229	2007390	9/10/2019	270	49,870.00	
1626234	2007395	9/10/2019	270	49,078.43	
1626248	2007412	9/10/2019	270	40,049.54	
1626172	192700902CC AIRS	9/10/2019	270	36,543.15	
1626174	192700904IRP CC A	9/10/2019	270	34,153.56	
1626249	2007413	9/10/2019	270	30,989.67	
1626257	2007422	9/10/2019	270	25,761.86	
1626320	2007525	9/10/2019	270	20,960.62	
1626271	2007437	9/10/2019	270	17,733.62	
1626219	2007375	9/10/2019	270	10,071.29	
1626236	2007397	9/10/2019	270	9,816.82	
1626221	2007381	9/10/2019	270	7,749.00	
1626323	2007528	9/10/2019	270	6,950.00	
1626272	2007442	9/10/2019	270	6,933.00	
1626281	2007469	9/10/2019	270	5,330.38	
1626220	2007376	9/10/2019	270	4,830.00	

Run Date: 1/2/2020
 Run Time: 11:52:29AM

Demand Account Activity

Start Date: 7/1/2019 End Date: 12/31/2019

Page: 72
 User: 0

Jnl. Entry	Ref #	Trx. Date	Ledger	Debit Amount	Credit Amount
1626218	2007374	9/10/2019	270	3,595.19	
1626276	2007464	9/10/2019	270	3,143.85	
1626267	2007433	9/10/2019	270	2,910.00	
1626280	2007468	9/10/2019	270	2,750.69	
1626324	2007529	9/10/2019	270	2,600.00	
1626244	2007408	9/10/2019	270	2,500.00	
1626268	2007434	9/10/2019	270	1,959.24	
1626258	2007424	9/10/2019	270	1,802.00	
1626173	192700903IFTA CC	9/10/2019	270	1,788.14	
1626265	2007431	9/10/2019	270	1,731.17	
1626263	2007429	9/10/2019	270	1,659.08	
1626264	2007430	9/10/2019	270	1,550.00	
1626222	2007383	9/10/2019	270	1,460.00	
1626251	2007415	9/10/2019	270	1,352.57	
1626266	2007432	9/10/2019	270	1,350.00	
1626254	2007419	9/10/2019	270	1,318.00	
1626232	2007393	9/10/2019	270	1,298.02	
1626277	2007465	9/10/2019	270	840.00	
1626262	2007428	9/10/2019	270	560.00	
1626325	2007530	9/10/2019	270	550.00	
1626217	2007373	9/10/2019	270	196.28	
1626260	2007426	9/10/2019	270	194.46	
1626261	2007427	9/10/2019	270	189.27	
1626326	2007531	9/10/2019	270	125.00	
1626238	2007399	9/10/2019	270	110.00	
1626284	2007472	9/10/2019	270	106.25	
1626327	2007532	9/10/2019	270	50.00	
1626278	2007466	9/10/2019	270	27.34	
1626241	2007404	9/10/2019	270	8.50	
1625935	CD ACH Bank Trans	9/10/2019	270		1,000,000.00
1626191	8008563 EFT REV C	9/10/2019	270		13,509.74
1626170	192700902	9/10/2019	270		35,098,084.87
1626185	192700908	9/10/2019	270		10,254,577.39
1626195	202750910	9/10/2019	270		22,000,000.00
1626639	192700901 EFT AIR	9/11/2019	270	19,477,525.05	
1626656	192700915	9/11/2019	270	14,000,000.00	
1626671	2007547	9/11/2019	270	11,631,168.27	
1626649	192700907	9/11/2019	270	11,000,000.00	
1626655	192700908	9/11/2019	270	8,000,000.00	
1626715	2007626	9/11/2019	270	1,467,780.56	
1626676	2007552	9/11/2019	270	542,499.16	
1626677	2007553	9/11/2019	270	471,933.13	
1626719	2007630	9/11/2019	270	362,800.62	
1626723	2007634	9/11/2019	270	282,782.43	
1626690	2007595	9/11/2019	270	223,820.51	
1626674	2007550	9/11/2019	270	112,639.50	
1626708	2007618	9/11/2019	270	96,499.53	
1626678	2007558	9/11/2019	270	68,535.68	
1626704	2007611	9/11/2019	270	64,310.68	
1626721	2007632	9/11/2019	270	49,843.56	
1626640	192700902CC AIRS	9/11/2019	270	49,825.59	
1626683	2007584	9/11/2019	270	35,746.39	
1626710	2007621	9/11/2019	270	20,380.00	
1626705	2007612	9/11/2019	270	20,301.41	
1626673	2007549	9/11/2019	270	17,910.14	
1626706	2007615	9/11/2019	270	14,688.96	

Run Date: 1/2/2020
 Run Time: 11:52:29AM

Demand Account Activity

Start Date: 7/1/2019 End Date: 12/31/2019

Page: 73
 User: 0

Jnl. Entry	Ref #	Trx. Date	Ledger	Debit Amount	Credit Amount
1626684	2007585	9/11/2019	270	13,659.70	
1626682	2007582	9/11/2019	270	10,600.00	
1626699	2007604	9/11/2019	270	10,070.28	
1626696	2007601	9/11/2019	270	9,177.00	
1626686	2007587	9/11/2019	270	9,082.11	
1626642	192700904IRPCC A	9/11/2019	270	9,071.16	
1626709	2007620	9/11/2019	270	8,801.50	
1626730	2007643	9/11/2019	270	7,880.75	
1626669	2007545	9/11/2019	270	7,878.82	
1626749	2007678	9/11/2019	270	6,409.00	
1626693	2007598	9/11/2019	270	5,911.00	
1626727	2007638	9/11/2019	270	5,453.00	
1626700	2007605	9/11/2019	270	5,394.98	
1626703	2007610	9/11/2019	270	4,887.51	
1626688	2007593	9/11/2019	270	4,792.26	
1626707	2007617	9/11/2019	270	3,621.47	
1626691	2007596	9/11/2019	270	3,000.00	
1626646	192700904	9/11/2019	270	2,199.96	
1626726	2007637	9/11/2019	270	2,043.00	
1626701	2007608	9/11/2019	270	1,264.00	
1626747	2007676	9/11/2019	270	1,199.50	
1626692	2007597	9/11/2019	270	1,145.00	
1626681	2007581	9/11/2019	270	1,078.70	
1626697	2007602	9/11/2019	270	997.50	
1626748	2007677	9/11/2019	270	892.50	
1626712	2007623	9/11/2019	270	876.00	
1626735	2007660	9/11/2019	270	780.36	
1626732	2007654	9/11/2019	270	770.00	
1626675	2007551	9/11/2019	270	618.75	
1626713	2007624	9/11/2019	270	392.50	
1626641	192700903IFTA CC	9/11/2019	270	329.78	
1626711	2007622	9/11/2019	270	212.00	
1626680	2007580	9/11/2019	270	197.00	
1626698	2007603	9/11/2019	270	170.00	
1626717	2007628	9/11/2019	270	64.73	
1626679	2007579	9/11/2019	270	8.50	
1626651	8008567 EFT REV €	9/11/2019	270		2,489.42
1626643	192700901	9/11/2019	270		11,631,168.27
1626644	192700902	9/11/2019	270		6,045,242.44
1626645	192700903	9/11/2019	270		9,896,973.52
1626647	192700905	9/11/2019	270		40,355,584.42
1628007	2007760	9/12/2019	270	47,549,715.24	
1627923	192700905EFT AIR:	9/12/2019	270	20,948,004.32	
1627928	192700901	9/12/2019	270	12,000,000.00	
1627939	192700920	9/12/2019	270	1,101,879.13	
1627979	2007723	9/12/2019	270	925,329.64	
1627945	192700925	9/12/2019	270	919,180.74	
1627972	2007708	9/12/2019	270	484,759.47	
1627995	2007748	9/12/2019	270	400,670.09	
1627953	2007688	9/12/2019	270	387,786.77	
1628020	2007777	9/12/2019	270	341,866.31	
1628036	2007801	9/12/2019	270	315,382.66	
1628005	2007758	9/12/2019	270	232,627.49	
1628002	2007755	9/12/2019	270	185,443.15	
1627956	2007691	9/12/2019	270	178,652.24	
1627924	192700906CC AIRS	9/12/2019	270	91,754.05	

Run Date: 1/2/2020
 Run Time: 11:52:29AM

Demand Account Activity

Start Date: 7/1/2019 End Date: 12/31/2019

Page: 74
 User: 0

Jnl. Entry	Ref #	Trx. Date	Ledger	Debit Amount	Credit Amount
1628010	2007764	9/12/2019	270	90,263.00	
1627960	2007695	9/12/2019	270	74,280.37	
1628029	2007793	9/12/2019	270	73,032.60	
1627996	2007749	9/12/2019	270	67,055.30	
1627961	2007696	9/12/2019	270	61,833.33	
1627978	2007722	9/12/2019	270	47,538.99	
1627951	2007686	9/12/2019	270	45,144.46	
1627970	2007706	9/12/2019	270	42,161.63	
1628006	2007759	9/12/2019	270	30,368.32	
1627954	2007689	9/12/2019	270	26,158.82	
1627926	192700908IRPCCAI	9/12/2019	270	20,032.46	
1628003	2007756	9/12/2019	270	19,111.86	
1627981	2007725	9/12/2019	270	16,444.25	
1627958	2007693	9/12/2019	270	16,439.37	
1627959	2007694	9/12/2019	270	14,908.33	
1628030	2007794	9/12/2019	270	10,531.89	
1627998	2007751	9/12/2019	270	9,935.04	
1627984	2007737	9/12/2019	270	9,735.65	
1627925	192700907IFTA CC	9/12/2019	270	3,371.22	
1627971	2007707	9/12/2019	270	2,958.32	
1627977	2007721	9/12/2019	270	2,334.69	
1628001	2007754	9/12/2019	270	2,301.23	
1627952	2007687	9/12/2019	270	2,285.92	
1628046	2007825	9/12/2019	270	1,820.00	
1627966	2007702	9/12/2019	270	1,296.00	
1627962	2007697	9/12/2019	270	969.00	
1627929	192700902	9/12/2019	270	865.16	
1627968	2007704	9/12/2019	270	560.00	
1628045	2007824	9/12/2019	270	470.50	
1627967	2007703	9/12/2019	270	395.00	
1627974	2007717	9/12/2019	270	345.60	
1627955	2007690	9/12/2019	270	300.81	
1627969	2007705	9/12/2019	270	172.00	
1627949	2007684	9/12/2019	270	160.00	
1627963	2007698	9/12/2019	270	141.00	
1628047	2007826	9/12/2019	270	140.00	
1627964	2007699	9/12/2019	270	100.00	
1627993	2007746	9/12/2019	270	48.00	
1627983	2007736	9/12/2019	270	45.52	
1627950	2007685	9/12/2019	270	42.50	
1627957	2007692	9/12/2019	270	25.00	
1627930	192700903	9/12/2019	270		14,017,039.36
1627931	192700904	9/12/2019	270		7,430,635.19
1627934	8008568 EFT REV C	9/12/2019	270		26,450.42
1627936	192700915	9/12/2019	270		62,854,530.09
1628359	192700930	9/13/2019	270	160,000,000.00	
1628477	192700905EFT AIRS	9/13/2019	270	31,574,770.08	
1628350	19270906	9/13/2019	270	30,000,000.00	
1628428	2007905	9/13/2019	270	13,408,760.78	
1628370	2007833	9/13/2019	270	10,145,260.67	
1628345	192700902	9/13/2019	270	9,000,000.00	
1628435	2007912	9/13/2019	270	6,087,164.74	
1628388	2007854	9/13/2019	270	2,067,113.37	
1628344	192700901	9/13/2019	270	1,000,000.00	
1628432	2007909	9/13/2019	270	987,962.13	
1628450	2007936	9/13/2019	270	640,265.26	

Run Date: 1/2/2020
Run Time: 11:52:29AM

Demand Account Activity

Start Date: 7/1/2019 End Date: 12/31/2019

Page: 75
User: 0

Jnl. Entry	Ref #	Trx. Date	Ledger	Debit Amount	Credit Amount
1628424	2007901	9/13/2019	270	446,920.90	
1628389	2007855	9/13/2019	270	349,900.00	
1628411	2007878	9/13/2019	270	139,814.79	
1628409	2007875	9/13/2019	270	99,592.45	
1628431	2007908	9/13/2019	270	90,824.35	
1628397	2007863	9/13/2019	270	85,875.70	
1628480	192700908IRPCC A	9/13/2019	270	69,213.23	
1628390	2007856	9/13/2019	270	65,249.41	
1628386	2007852	9/13/2019	270	55,715.00	
1628423	2007900	9/13/2019	270	50,372.57	
1628437	2007915	9/13/2019	270	37,216.18	
1628392	2007858	9/13/2019	270	31,193.12	
1628433	2007910	9/13/2019	270	23,542.08	
1628436	2007914	9/13/2019	270	21,390.00	
1628429	2007906	9/13/2019	270	19,420.67	
1628377	2007840	9/13/2019	270	16,656.75	
1628434	2007911	9/13/2019	270	11,833.38	
1628478	192700906CC AIRS	9/13/2019	270	10,581.54	
1628420	2007888	9/13/2019	270	9,015.50	
1628394	2007860	9/13/2019	270	8,767.86	
1628414	2007882	9/13/2019	270	6,141.12	
1628408	2007874	9/13/2019	270	5,883.36	
1628422	2007899	9/13/2019	270	5,452.94	
1628385	2007850	9/13/2019	270	5,430.00	
1628451	2007940	9/13/2019	270	4,490.83	
1628403	2007869	9/13/2019	270	4,133.29	
1628410	2007877	9/13/2019	270	4,021.92	
1628455	2007944	9/13/2019	270	3,787.00	
1628443	2007923	9/13/2019	270	3,783.00	
1628456	2007945	9/13/2019	270	3,774.00	
1628402	2007868	9/13/2019	270	3,517.54	
1628442	2007922	9/13/2019	270	3,247.83	
1628421	2007898	9/13/2019	270	3,154.91	
1628439	2007919	9/13/2019	270	3,143.42	
1628393	2007859	9/13/2019	270	2,984.01	
1628479	192700907IFTA CC	9/13/2019	270	2,261.55	
1628464	2007966	9/13/2019	270	1,500.00	
1628453	2007942	9/13/2019	270	1,360.00	
1628406	2007872	9/13/2019	270	1,316.16	
1628383	2007848	9/13/2019	270	1,117.06	
1628384	2007849	9/13/2019	270	972.00	
1628454	2007943	9/13/2019	270	884.00	
1628404	2007870	9/13/2019	270	804.00	
1628373	2007836	9/13/2019	270	750.00	
1628387	2007853	9/13/2019	270	639.50	
1628356	192700912	9/13/2019	270	611.53	
1628372	2007835	9/13/2019	270	540.00	
1628400	2007866	9/13/2019	270	418.00	
1628398	2007864	9/13/2019	270	336.00	
1628452	2007941	9/13/2019	270	245.00	
1628375	2007838	9/13/2019	270	198.50	
1628405	2007871	9/13/2019	270	155.00	
1628425	2007902	9/13/2019	270	139.07	
1628401	2007867	9/13/2019	270	121.00	
1628407	2007873	9/13/2019	270	102.11	
1628374	2007837	9/13/2019	270	90.00	

Run Date: 1/2/2020
 Run Time: 11:52:29AM

Demand Account Activity

Start Date: 7/1/2019 End Date: 12/31/2019

Page: 76
 User: 0

Jnl. Entry	Ref #	Trx. Date	Ledger	Debit Amount	Credit Amount
1628430	2007907	9/13/2019	270	83.89	
1628396	2007862	9/13/2019	270	83.70	
1628399	2007865	9/13/2019	270	39.00	
1628419	2007887	9/13/2019	270	25.24	
1628395	2007861	9/13/2019	270	14.49	
1628418	2007886	9/13/2019	270	9.03	
1628416	2007884	9/13/2019	270	6.16	
1628415	2007883	9/13/2019	270	5.57	
1628417	2007885	9/13/2019	270	1.79	
1628343	8008574 EFT REV C	9/13/2019	270		52,101.67
1628346	192700903	9/13/2019	270		39,873,222.23
1628347	192700904	9/13/2019	270		180,009,540.97
1628349	192700905	9/13/2019	270		30,000,000.00
1628351	192700907	9/13/2019	270		2,402,000.00
1628354	192700910	9/13/2019	270		10,145,260.67
1628355	192700911	9/13/2019	270		6,588,192.90
1628800	202700907 AIRS TA	9/16/2019	270	63,537,286.60	
1628805	203000903	9/16/2019	270	12,000,000.00	
1628488	CD ACH Bank Trans	9/16/2019	270	5,000,000.00	
1628926	203000905	9/16/2019	270	1,000,000.00	
1628878	2008052	9/16/2019	270	732,101.78	
1628872	2008046	9/16/2019	270	608,156.31	
1628914	2008093	9/16/2019	270	371,113.66	
1628864	2008039	9/16/2019	270	359,726.32	
1628840	2007997	9/16/2019	270	307,364.10	
1628858	2008030	9/16/2019	270	206,485.09	
1628838	2007995	9/16/2019	270	149,083.55	
1628792	203980901	9/16/2019	270	131,228.32	
1628884	2008059	9/16/2019	270	116,929.51	
1628857	2008025	9/16/2019	270	93,042.58	
1628801	272700908 AIRS TA	9/16/2019	270	44,067.20	
1628803	202700910 AIRS DE	9/16/2019	270	37,704.81	
1628833	2007990	9/16/2019	270	30,410.81	
1628891	2008066	9/16/2019	270	28,516.44	
1628830	2007986	9/16/2019	270	14,866.20	
1628866	2008040	9/16/2019	270	9,862.88	
1628834	2007991	9/16/2019	270	9,177.00	
1628853	2008021	9/16/2019	270	8,423.35	
1628846	2008005	9/16/2019	270	8,402.93	
1628847	2008006	9/16/2019	270	7,812.25	
1628835	2007992	9/16/2019	270	6,789.94	
1628828	2007984	9/16/2019	270	6,553.00	
1628849	2008017	9/16/2019	270	6,478.01	
1628870	2008044	9/16/2019	270	5,101.94	
1628855	2008023	9/16/2019	270	4,412.79	
1628848	2008016	9/16/2019	270	4,154.38	
1628836	2007993	9/16/2019	270	4,142.42	
1628867	2008041	9/16/2019	270	3,720.00	
1628821	2007977	9/16/2019	270	3,073.00	
1628825	2007981	9/16/2019	270	2,805.87	
1628832	2007988	9/16/2019	270	2,185.58	
1628824	2007980	9/16/2019	270	1,490.00	
1628826	2007982	9/16/2019	270	1,361.69	
1628819	2007975	9/16/2019	270	714.00	
1628839	2007996	9/16/2019	270	671.24	
1628844	2008002	9/16/2019	270	562.00	

Run Date: 1/2/2020
 Run Time: 11:52:29AM

Demand Account Activity

Start Date: 7/1/2019 End Date: 12/31/2019

Page: 77
 User: 0

Jnl. Entry	Ref #	Trx. Date	Ledger	Debit Amount	Credit Amount
1628868	2008042	9/16/2019	270	356.37	
1628802	202700909 AIRS D€	9/16/2019	270	335.25	
1628827	2007983	9/16/2019	270	234.02	
1628841	2007998	9/16/2019	270	159.00	
1628913	2008092	9/16/2019	270	145.40	
1628842	2007999	9/16/2019	270	100.00	
1628869	2008043	9/16/2019	270	87.52	
1628822	2007978	9/16/2019	270	4.25	
1628852	2008020	9/16/2019	270	0.36	
1628487	CD ACH Bank Trans	9/16/2019	270		6,784,000.00
1628809	DFA EFT REV 9/16/	9/16/2019	270		7,093.54
1628804	202700901	9/16/2019	270		16,620,705.51
1628806	202700902	9/16/2019	270		8,497,789.09
1628815	202700904	9/16/2019	270		52,726,593.15
1629213	202700907 AIRS TA	9/17/2019	270	171,809,354.89	
1629366	202600901	9/17/2019	270	48,000,000.00	
1629220	203000903	9/17/2019	270	36,000,000.00	
1629225	202750901	9/17/2019	270	35,000,000.00	
1629215	202700909 AIRS D€	9/17/2019	270	2,102,137.17	
1629203	CD ACH Bank Trans	9/17/2019	270	500,000.00	
1629283	2008183	9/17/2019	270	392,787.81	
1629293	2008194	9/17/2019	270	275,283.50	
1629359	2008269	9/17/2019	270	254,072.08	
1629301	2008203	9/17/2019	270	226,352.38	
1629260	2008148	9/17/2019	270	123,526.20	
1629313	2008218	9/17/2019	270	122,256.23	
1629302	2008205	9/17/2019	270	121,350.41	
1629257	2008144	9/17/2019	270	104,143.66	
1629284	2008184	9/17/2019	270	66,414.09	
1629273	2008171	9/17/2019	270	50,000.00	
1629252	2008139	9/17/2019	270	40,553.43	
1629258	2008146	9/17/2019	270	38,115.00	
1629214	202700908 AIRS TA	9/17/2019	270	29,746.41	
1629242	2008125	9/17/2019	270	25,880.81	
1629314	2008219	9/17/2019	270	19,078.35	
1629324	2008229	9/17/2019	270	11,790.54	
1629315	2008220	9/17/2019	270	11,400.47	
1629336	2008241	9/17/2019	270	11,232.26	
1629323	2008228	9/17/2019	270	11,030.77	
1629268	2008156	9/17/2019	270	10,692.73	
1629216	202700910 AIRS D€	9/17/2019	270	10,660.90	
1629312	2008215	9/17/2019	270	8,907.22	
1629261	2008149	9/17/2019	270	8,753.50	
1629271	2008160	9/17/2019	270	7,221.75	
1629285	2008185	9/17/2019	270	6,956.00	
1629266	2008154	9/17/2019	270	6,498.20	
1629334	2008239	9/17/2019	270	5,824.00	
1629259	2008147	9/17/2019	270	5,670.00	
1629316	2008221	9/17/2019	270	5,068.34	
1629274	2008172	9/17/2019	270	5,060.00	
1629251	2008138	9/17/2019	270	4,986.31	
1629250	2008137	9/17/2019	270	4,285.00	
1629280	2008180	9/17/2019	270	4,126.70	
1629295	2008197	9/17/2019	270	3,975.00	
1629264	2008152	9/17/2019	270	3,800.00	
1629330	2008235	9/17/2019	270	3,322.05	

Run Date: 1/2/2020
 Run Time: 11:52:29AM

Demand Account Activity

Page: 78
 User: 0

Start Date: 7/1/2019 End Date: 12/31/2019

Jnl. Entry	Ref #	Trx. Date	Ledger	Debit Amount	Credit Amount
1629318	2008223	9/17/2019	270	3,294.25	
1629298	2008200	9/17/2019	270	3,286.12	
1629245	2008132	9/17/2019	270	2,478.58	
1629275	2008173	9/17/2019	270	2,405.24	
1629333	2008238	9/17/2019	270	1,940.00	
1629329	2008234	9/17/2019	270	1,865.50	
1629244	2008131	9/17/2019	270	1,542.02	
1629303	2008206	9/17/2019	270	1,476.00	
1629262	2008150	9/17/2019	270	1,365.00	
1629253	2008140	9/17/2019	270	1,134.00	
1629325	2008230	9/17/2019	270	1,112.50	
1629248	2008135	9/17/2019	270	1,062.50	
1629360	2008270	9/17/2019	270	995.00	
1629331	2008236	9/17/2019	270	910.00	
1629319	2008224	9/17/2019	270	793.12	
1629304	2008207	9/17/2019	270	776.00	
1629267	2008155	9/17/2019	270	739.00	
1629326	2008231	9/17/2019	270	610.97	
1629255	2008142	9/17/2019	270	610.00	
1629327	2008232	9/17/2019	270	526.02	
1629328	2008233	9/17/2019	270	400.79	
1629332	2008237	9/17/2019	270	287.00	
1629305	2008208	9/17/2019	270	191.38	
1629299	2008201	9/17/2019	270	156.35	
1629256	2008143	9/17/2019	270	148.00	
1629217	202700901	9/17/2019	270	143.00	
1629249	2008136	9/17/2019	270	112.50	
1629306	2008209	9/17/2019	270	108.00	
1629246	2008133	9/17/2019	270	95.00	
1629308	2008211	9/17/2019	270	87.50	
1629254	2008141	9/17/2019	270	85.00	
1629311	2008214	9/17/2019	270	75.00	
1629247	2008134	9/17/2019	270	17.85	
1629300	2008202	9/17/2019	270	16.52	
1629270	2008158	9/17/2019	270	0.64	
1629202	CD ACH Bank Trans	9/17/2019	270		1,157,000.00
1628486	DFA EFT REV 9/17/	9/17/2019	270		61,506.41
1629218	202700902	9/17/2019	270		10,009,252.62
1629219	202700903	9/17/2019	270		6,158,420.65
1629222	202700904	9/17/2019	270		277,938,713.90
1629655	202700907 AIRS TA	9/18/2019	270	49,534,228.07	
1629672	Back Out Journal Er	9/18/2019	270	44,501,919.44	
1629661	203000903	9/18/2019	270	17,000,000.00	
1629679	2008278	9/18/2019	270	8,235,926.71	
1629722	2008335	9/18/2019	270	1,271,773.23	
1629710	2008313	9/18/2019	270	905,566.92	
1629738	2008364	9/18/2019	270	674,657.84	
1629719	2008331	9/18/2019	270	580,590.04	
1629711	2008314	9/18/2019	270	493,245.56	
1629747	2008380	9/18/2019	270	451,740.10	
1629698	2008301	9/18/2019	270	377,900.00	
1629682	2008281	9/18/2019	270	377,685.01	
1629696	2008299	9/18/2019	270	161,836.11	
1629764	2008410	9/18/2019	270	147,498.79	
1629690	2008293	9/18/2019	270	84,490.00	
1629699	2008302	9/18/2019	270	60,033.46	

Run Date: 1/2/2020
 Run Time: 11:52:29AM

Demand Account Activity

Page: 79
 User: 0

Start Date: 7/1/2019 End Date: 12/31/2019

Jnl. Entry	Ref #	Trx. Date	Ledger	Debit Amount	Credit Amount
1629718	2008330	9/18/2019	270	48,652.41	
1629724	2008347	9/18/2019	270	44,874.90	
1629692	2008295	9/18/2019	270	43,328.78	
1629713	2008316	9/18/2019	270	42,667.68	
1629726	2008349	9/18/2019	270	39,180.68	
1629700	2008303	9/18/2019	270	30,304.71	
1629701	2008304	9/18/2019	270	25,530.57	
1629714	2008317	9/18/2019	270	21,220.07	
1629723	2008346	9/18/2019	270	19,015.81	
1629656	202700908 AIRS DE	9/18/2019	270	17,377.39	
1629702	2008305	9/18/2019	270	16,688.00	
1629725	2008348	9/18/2019	270	12,370.81	
1629717	2008320	9/18/2019	270	6,045.25	
1629704	2008307	9/18/2019	270	5,795.45	
1629748	2008382	9/18/2019	270	5,780.22	
1629703	2008306	9/18/2019	270	5,072.06	
1629705	2008308	9/18/2019	270	4,727.69	
1629706	2008309	9/18/2019	270	4,207.18	
1629740	2008367	9/18/2019	270	3,366.50	
1629749	2008384	9/18/2019	270	3,305.05	
1629709	2008312	9/18/2019	270	3,051.62	
1629689	2008290	9/18/2019	270	1,840.00	
1629732	2008355	9/18/2019	270	1,794.42	
1629708	2008311	9/18/2019	270	1,703.88	
1629753	2008388	9/18/2019	270	1,599.50	
1629765	2008411	9/18/2019	270	1,291.97	
1629678	2008277	9/18/2019	270	1,195.89	
1629770	2008417	9/18/2019	270	1,130.00	
1629691	2008294	9/18/2019	270	908.00	
1629727	2008350	9/18/2019	270	896.00	
1629728	2008351	9/18/2019	270	757.00	
1629729	2008352	9/18/2019	270	639.16	
1629697	2008300	9/18/2019	270	416.19	
1629750	2008385	9/18/2019	270	387.92	
1629752	2008387	9/18/2019	270	315.00	
1629769	2008416	9/18/2019	270	195.00	
1629657	202700901	9/18/2019	270	166.25	
1629754	2008389	9/18/2019	270	140.25	
1629730	2008353	9/18/2019	270	136.00	
1629731	2008354	9/18/2019	270	135.00	
1629707	2008310	9/18/2019	270	126.00	
1629693	2008296	9/18/2019	270	90.00	
1629712	2008315	9/18/2019	270	78.46	
1629766	2008412	9/18/2019	270	70.00	
1629695	2008298	9/18/2019	270	21.60	
1629694	2008297	9/18/2019	270	4.25	
1629636	CD ACH Bank Trans	9/18/2019	270		1,234,000.00
1629645	8008580 EFT REV C	9/18/2019	270		149,843.33
1629658	202700902	9/18/2019	270		8,235,926.71
1629659	202700903	9/18/2019	270		5,170,017.02
1629660	202700904	9/18/2019	270		18,505,779.00
1629665	202700905	9/18/2019	270		44,501,919.44
1629669	202700906	9/18/2019	270		3,000,000.00
1629673	Correct Journal Entr	9/18/2019	270		44,561,919.44
1630346	2008493	9/19/2019	270	50,860,762.56	
1630277	202300901	9/19/2019	270	24,000,000.00	

Run Date: 1/2/2020
 Run Time: 11:52:29AM

Demand Account Activity

Start Date: 7/1/2019 End Date: 12/31/2019

Page: 80
 User: 0

Jnl. Entry	Ref #	Trx. Date	Ledger	Debit Amount	Credit Amount
1630270	202700907 AIRS TA	9/19/2019	270	14,378,101.61	
1630276	202700903	9/19/2019	270	13,000,000.00	
1630330	2008466	9/19/2019	270	6,776,445.51	
1630318	2008451	9/19/2019	270	781,442.96	
1630351	2008498	9/19/2019	270	275,067.00	
1630329	2008465	9/19/2019	270	184,680.06	
1630271	202700908 AIRS TA	9/19/2019	270	132,129.06	
1630313	2008445	9/19/2019	270	117,353.00	
1630338	2008484	9/19/2019	270	112,068.03	
1630339	2008485	9/19/2019	270	101,202.59	
1630273	202700910 AIRS DE	9/19/2019	270	96,496.72	
1630320	2008453	9/19/2019	270	44,512.07	
1630321	2008456	9/19/2019	270	42,802.15	
1630316	2008448	9/19/2019	270	39,144.07	
1630306	2008438	9/19/2019	270	35,745.00	
1630317	2008449	9/19/2019	270	19,879.82	
1630340	2008486	9/19/2019	270	18,816.59	
1630307	2008439	9/19/2019	270	15,155.00	
1630353	2008500	9/19/2019	270	15,095.25	
1630333	2008469	9/19/2019	270	14,986.50	
1630348	2008495	9/19/2019	270	13,455.79	
1630304	2008436	9/19/2019	270	12,205.00	
1630308	2008440	9/19/2019	270	10,945.00	
1630337	2008483	9/19/2019	270	10,775.00	
1630358	2008509	9/19/2019	270	7,148.00	
1630341	2008487	9/19/2019	270	6,152.59	
1630322	2008457	9/19/2019	270	4,621.29	
1630359	2008510	9/19/2019	270	4,050.00	
1630385	2008539	9/19/2019	270	3,555.00	
1630343	2008489	9/19/2019	270	3,522.76	
1630336	2008482	9/19/2019	270	3,413.68	
1630379	2008533	9/19/2019	270	3,392.38	
1630349	2008496	9/19/2019	270	3,200.16	
1630319	2008452	9/19/2019	270	1,880.00	
1630325	2008461	9/19/2019	270	1,833.33	
1630360	2008511	9/19/2019	270	1,240.00	
1630272	202700909 AIRS DE	9/19/2019	270	1,131.50	
1630332	2008468	9/19/2019	270	1,063.45	
1630327	2008463	9/19/2019	270	962.00	
1630315	2008447	9/19/2019	270	800.00	
1630361	2008512	9/19/2019	270	562.25	
1630350	2008497	9/19/2019	270	410.39	
1630356	2008506	9/19/2019	270	357.44	
1630326	2008462	9/19/2019	270	250.00	
1630312	2008444	9/19/2019	270	200.10	
1630365	2008518	9/19/2019	270	155.00	
1630274	202700901	9/19/2019	270	143.88	
1630324	2008460	9/19/2019	270	105.00	
1630328	2008464	9/19/2019	270	27.00	
1630314	2008446	9/19/2019	270	1.30	
1629774	CD ACH Bank Trans	9/19/2019	270		2,827,000.00
1629773	8008583 EFT REEV	9/19/2019	270		31,419.44
1630275	202700902	9/19/2019	270		4,065,870.92
1630278	202700904	9/19/2019	270		46,656,194.64
1630280	202700905	9/19/2019	270		57,758,729.31
1630676	203980902	9/20/2019	270	69,462,991.61	

Run Date: 1/2/2020
 Run Time: 11:52:29AM

Demand Account Activity

Start Date: 7/1/2019 End Date: 12/31/2019

Page: 81
 User: 0

Jnl. Entry	Ref #	Trx. Date	Ledger	Debit Amount	Credit Amount
1630664	202700907 AIRS TA	9/20/2019	270	27,846,333.54	
1630671	203000903	9/20/2019	270	25,000,000.00	
1630675	203980901	9/20/2019	270	10,000,000.00	
1630701	2008572	9/20/2019	270	2,344,417.57	
1630729	2008601	9/20/2019	270	866,648.56	
1630720	2008592	9/20/2019	270	423,135.27	
1630690	2008543	9/20/2019	270	300,435.00	
1630692	2008545	9/20/2019	270	288,370.13	
1630733	2008608	9/20/2019	270	160,757.81	
1630698	2008560	9/20/2019	270	85,206.93	
1630708	2008579	9/20/2019	270	57,312.21	
1630773	2008666	9/20/2019	270	55,207.16	
1630691	2008544	9/20/2019	270	50,336.84	
1630705	2008576	9/20/2019	270	50,292.21	
1630724	2008596	9/20/2019	270	47,268.57	
1630728	2008600	9/20/2019	270	42,780.00	
1630693	2008546	9/20/2019	270	27,302.34	
1630725	2008597	9/20/2019	270	25,644.42	
1630731	2008605	9/20/2019	270	23,049.81	
1630665	202700908 AIRS TA	9/20/2019	270	18,669.30	
1630704	2008575	9/20/2019	270	18,054.18	
1630703	2008574	9/20/2019	270	16,991.16	
1630709	2008580	9/20/2019	270	12,968.34	
1630695	2008554	9/20/2019	270	12,802.70	
1630702	2008573	9/20/2019	270	9,424.71	
1630699	2008561	9/20/2019	270	7,186.50	
1630710	2008582	9/20/2019	270	5,897.67	
1630717	2008589	9/20/2019	270	5,769.41	
1630737	2008613	9/20/2019	270	5,645.68	
1630667	202700910 AIRS DE	9/20/2019	270	5,010.08	
1630738	2008614	9/20/2019	270	4,702.50	
1630668	202700901	9/20/2019	270	2,317.88	
1630711	2008583	9/20/2019	270	1,850.00	
1630778	2008675	9/20/2019	270	1,204.00	
1630696	2008555	9/20/2019	270	1,050.00	
1630712	2008584	9/20/2019	270	870.00	
1630723	2008595	9/20/2019	270	400.90	
1630713	2008585	9/20/2019	270	385.00	
1630714	2008586	9/20/2019	270	336.00	
1630707	2008578	9/20/2019	270	221.96	
1630772	2008665	9/20/2019	270	152.76	
1630715	2008587	9/20/2019	270	116.00	
1630721	2008593	9/20/2019	270	62.65	
1630666	202700909 AIRS DE	9/20/2019	270	51.58	
1630716	2008588	9/20/2019	270	25.00	
1630771	2008664	9/20/2019	270	4.25	
1630390	CD ACH Bank Trans	9/20/2019	270		2,157,000.00
1630680	DFA EFT REV 9/20/	9/20/2019	270		283,534.60
1630669	202700902	9/20/2019	270		3,828,373.11
1630670	202700903	9/20/2019	270		2,344,417.57
1630672	202700904	9/20/2019	270		118,389,344.62
1630674	202700905	9/20/2019	270		10,000,000.00
1631077	202700907 AIRS TA	9/23/2019	270	114,274,049.53	
1630783	CD ACH Bank Trans	9/23/2019	270	110,000,000.00	
1631080	203000904	9/23/2019	270	101,000,000.00	
1631179	Correct Journal Entr	9/23/2019	270	101,000,000.00	

Run Date: 1/2/2020
 Run Time: 11:52:29AM

Demand Account Activity

Start Date: 7/1/2019 End Date: 12/31/2019

Page: 82
 User: 0

Jnl. Entry	Ref #	Trx. Date	Ledger	Debit Amount	Credit Amount
1631116	2008716	9/23/2019	270	1,157,625.72	
1631022	202300901	9/23/2019	270	1,000,000.00	
1631085	203000905	9/23/2019	270	1,000,000.00	
1631147	2008756	9/23/2019	270	248,554.15	
1631163	2008778	9/23/2019	270	214,921.69	
1631111	2008702	9/23/2019	270	138,906.67	
1631119	2008725	9/23/2019	270	70,571.39	
1631143	2008752	9/23/2019	270	58,093.63	
1631132	2008740	9/23/2019	270	47,971.47	
1631135	2008743	9/23/2019	270	42,267.54	
1631148	2008757	9/23/2019	270	29,477.24	
1631151	2008761	9/23/2019	270	21,800.33	
1631114	2008705	9/23/2019	270	20,773.25	
1631104	2008695	9/23/2019	270	14,900.76	
1631161	2008776	9/23/2019	270	13,076.92	
1631079	202700910 AIRS D€	9/23/2019	270	9,776.32	
1631123	2008730	9/23/2019	270	8,892.10	
1631106	2008697	9/23/2019	270	8,124.74	
1631117	2008721	9/23/2019	270	7,751.60	
1631105	2008696	9/23/2019	270	7,177.37	
1631107	2008698	9/23/2019	270	6,594.59	
1631115	2008706	9/23/2019	270	6,081.75	
1631109	2008700	9/23/2019	270	5,211.00	
1631134	2008742	9/23/2019	270	3,920.60	
1631092	2008683	9/23/2019	270	3,534.00	
1631150	2008759	9/23/2019	270	2,120.17	
1631124	2008731	9/23/2019	270	1,715.00	
1631153	2008766	9/23/2019	270	1,184.29	
1631099	2008690	9/23/2019	270	1,100.00	
1631097	2008688	9/23/2019	270	1,040.00	
1631128	2008736	9/23/2019	270	944.00	
1631095	2008686	9/23/2019	270	925.00	
1631100	2008691	9/23/2019	270	800.00	
1631110	2008701	9/23/2019	270	660.00	
1631096	2008687	9/23/2019	270	630.00	
1631093	2008684	9/23/2019	270	600.00	
1631131	2008739	9/23/2019	270	527.00	
1631078	202700909 AIRS D€	9/23/2019	270	516.81	
1631098	2008689	9/23/2019	270	450.00	
1631017	202700902	9/23/2019	270	300.03	
1631142	2008751	9/23/2019	270	237.60	
1631130	2008738	9/23/2019	270	229.00	
1631113	2008704	9/23/2019	270	160.00	
1631112	2008703	9/23/2019	270	138.25	
1631141	2008750	9/23/2019	270	105.36	
1631144	2008753	9/23/2019	270	74.77	
1631103	2008694	9/23/2019	270	40.95	
1631129	2008737	9/23/2019	270	35.00	
1631101	2008692	9/23/2019	270	8.50	
1630782	CD ACH Bank Trans	9/23/2019	270		4,400,000.00
1631084	8008588 EFT REV C	9/23/2019	270		2,509.70
1631016	202700901	9/23/2019	270		27,448,343.18
1631018	202700903	9/23/2019	270		10,224,252.07
1631081	202700904	9/23/2019	270		288,214,410.05
1631087	Back Out Journal Er	9/23/2019	270		101,000,000.00
1631436	202700907 AIRS TA	9/24/2019	270	93,720,091.45	

Run Date: 1/2/2020
 Run Time: 11:52:29AM

Demand Account Activity

Page: 83
 User: 0

Start Date: 7/1/2019 End Date: 12/31/2019

Jnl. Entry	Ref #	Trx. Date	Ledger	Debit Amount	Credit Amount
1631537	2008889	9/24/2019	270	76,119,226.73	
1631565	202300901	9/24/2019	270	24,000,000.00	
1631452	203000904	9/24/2019	270	16,000,000.00	
1631460	2008802	9/24/2019	270	8,649,247.57	
1631539	2008891	9/24/2019	270	1,936,701.96	
1631543	2008895	9/24/2019	270	1,346,759.31	
1631510	2008856	9/24/2019	270	1,274,912.55	
1631474	2008816	9/24/2019	270	1,064,000.00	
1631547	2008899	9/24/2019	270	639,387.00	
1631502	2008844	9/24/2019	270	605,067.38	
1631482	2008824	9/24/2019	270	540,595.13	
1631461	2008803	9/24/2019	270	475,822.73	
1631519	2008866	9/24/2019	270	345,000.00	
1631476	2008818	9/24/2019	270	272,126.00	
1631479	2008821	9/24/2019	270	186,391.67	
1631508	2008854	9/24/2019	270	128,693.86	
1631469	2008811	9/24/2019	270	126,326.38	
1631492	2008834	9/24/2019	270	110,705.34	
1631521	2008868	9/24/2019	270	102,566.28	
1631438	202700908 AIRS TA	9/24/2019	270	91,256.80	
1631520	2008867	9/24/2019	270	56,920.60	
1631495	2008837	9/24/2019	270	33,437.73	
1631481	2008823	9/24/2019	270	30,461.53	
1631470	2008812	9/24/2019	270	18,750.00	
1631489	2008831	9/24/2019	270	15,044.75	
1631536	2008888	9/24/2019	270	12,986.75	
1631490	2008832	9/24/2019	270	12,095.32	
1631522	2008870	9/24/2019	270	12,040.00	
1631533	2008883	9/24/2019	270	11,168.04	
1631440	202700910 AIRS DE	9/24/2019	270	9,669.05	
1631459	2008801	9/24/2019	270	7,000.00	
1631484	2008826	9/24/2019	270	6,364.01	
1631475	2008817	9/24/2019	270	5,385.00	
1631486	2008828	9/24/2019	270	4,500.00	
1631501	2008843	9/24/2019	270	2,707.72	
1631485	2008827	9/24/2019	270	2,285.00	
1631493	2008835	9/24/2019	270	2,175.00	
1631500	2008842	9/24/2019	270	1,925.78	
1631471	2008813	9/24/2019	270	1,922.80	
1631468	2008810	9/24/2019	270	1,765.76	
1631487	2008829	9/24/2019	270	1,755.51	
1631478	2008820	9/24/2019	270	1,580.00	
1631477	2008819	9/24/2019	270	1,450.25	
1631496	2008838	9/24/2019	270	1,390.00	
1631472	2008814	9/24/2019	270	1,200.00	
1631511	2008857	9/24/2019	270	1,195.91	
1631483	2008825	9/24/2019	270	950.00	
1631498	2008840	9/24/2019	270	759.00	
1631538	2008890	9/24/2019	270	744.47	
1631488	2008830	9/24/2019	270	671.16	
1631480	2008822	9/24/2019	270	529.64	
1631505	2008851	9/24/2019	270	450.00	
1631473	2008815	9/24/2019	270	419.99	
1631506	2008852	9/24/2019	270	410.00	
1631494	2008836	9/24/2019	270	380.00	
1631491	2008833	9/24/2019	270	301.59	

Run Date: 1/2/2020
 Run Time: 11:52:29AM

Demand Account Activity

Start Date: 7/1/2019 End Date: 12/31/2019

Page: 84
 User: 0

Jnl. Entry	Ref #	Trx. Date	Ledger	Debit Amount	Credit Amount
1631497	2008839	9/24/2019	270	150.00	
1631464	2008806	9/24/2019	270	146.00	
1631465	2008807	9/24/2019	270	125.00	
1631499	2008841	9/24/2019	270	96.00	
1631439	202700909 AIRS D€	9/24/2019	270	90.41	
1631463	2008805	9/24/2019	270	72.52	
1631467	2008809	9/24/2019	270	70.00	
1631466	2008808	9/24/2019	270	55.25	
1631181	CD ACH Bank Trans	9/24/2019	270		10,648,000.00
1631429	DFA EFT REV 9/24/	9/24/2019	270		16,879.80
1631441	202700901	9/24/2019	270		7,470,329.88
1631442	202700902	9/24/2019	270		25,900,642.21
1631448	202700903	9/24/2019	270		80,491,312.03
1631567	202700901	9/24/2019	270		103,000,000.00
1632015	202750901	9/25/2019	270	77,000,000.00	
1631885	202700907 AIRS TA	9/25/2019	270	37,995,339.52	
1632023	Back Out Journal Er	9/25/2019	270	29,495,955.38	
1631865	203000905	9/25/2019	270	16,000,000.00	
1631949	2008996	9/25/2019	270	9,711,574.25	
1631866	202300901	9/25/2019	270	9,000,000.00	
1631995	2009055	9/25/2019	270	4,953,147.82	
1631952	2008999	9/25/2019	270	4,442,929.17	
1631906	2008931	9/25/2019	270	3,111,285.25	
1631996	2009056	9/25/2019	270	2,433,130.87	
1631967	2009015	9/25/2019	270	2,250,935.82	
1631951	2008998	9/25/2019	270	2,093,319.91	
1632013	2009074	9/25/2019	270	1,159,904.15	
1632016	202300902	9/25/2019	270	1,000,000.00	
1631946	2008993	9/25/2019	270	779,833.46	
1631908	2008933	9/25/2019	270	745,695.97	
1631945	2008992	9/25/2019	270	580,396.12	
1631918	2008943	9/25/2019	270	450,683.02	
1631907	2008932	9/25/2019	270	446,921.01	
1631939	2008965	9/25/2019	270	306,039.55	
1631868	203980901	9/25/2019	270	262,726.39	
1631919	2008945	9/25/2019	270	248,797.37	
1631962	2009009	9/25/2019	270	136,839.26	
1631895	204700901	9/25/2019	270	124,442.91	
1631972	2009023	9/25/2019	270	119,525.15	
1631922	2008948	9/25/2019	270	88,313.28	
1631961	2009008	9/25/2019	270	65,499.05	
1631994	2009054	9/25/2019	270	55,938.57	
1632022	Correct Journal Entr	9/25/2019	270	30,525.53	
1631944	2008989	9/25/2019	270	22,902.71	
1631921	2008947	9/25/2019	270	22,008.83	
1631975	2009026	9/25/2019	270	20,556.00	
1632014	2009075	9/25/2019	270	19,108.32	
1631888	202700910 AIRS D€	9/25/2019	270	17,294.62	
1631935	2008961	9/25/2019	270	14,822.07	
1631950	2008997	9/25/2019	270	12,646.01	
1631916	2008941	9/25/2019	270	11,058.22	
1631910	2008935	9/25/2019	270	10,743.41	
1631943	2008969	9/25/2019	270	10,455.50	
1631942	2008968	9/25/2019	270	9,138.82	
1631958	2009005	9/25/2019	270	8,588.32	
1631940	2008966	9/25/2019	270	5,623.74	

Run Date: 1/2/2020
 Run Time: 11:52:29AM

Demand Account Activity

Start Date: 7/1/2019 End Date: 12/31/2019

Page: 85
 User: 0

Jnl. Entry	Ref #	Trx. Date	Ledger	Debit Amount	Credit Amount
1631960	2009007	9/25/2019	270	5,606.96	
1631973	2009024	9/25/2019	270	5,126.55	
1631936	2008962	9/25/2019	270	4,786.56	
1631941	2008967	9/25/2019	270	4,242.97	
1631911	2008936	9/25/2019	270	3,754.51	
1631993	2009053	9/25/2019	270	3,300.50	
1631933	2008959	9/25/2019	270	3,205.00	
1631929	2008955	9/25/2019	270	2,407.50	
1631957	2009004	9/25/2019	270	1,218.00	
1631923	2008949	9/25/2019	270	1,003.80	
1631938	2008964	9/25/2019	270	1,000.00	
1631987	2009047	9/25/2019	270	980.00	
1631931	2008957	9/25/2019	270	890.46	
1631925	2008951	9/25/2019	270	760.00	
1631954	2009001	9/25/2019	270	656.00	
1631873	202700902	9/25/2019	270	654.33	
1631924	2008950	9/25/2019	270	653.00	
1632009	2009070	9/25/2019	270	604.38	
1631932	2008958	9/25/2019	270	600.00	
1631926	2008952	9/25/2019	270	579.93	
1631988	2009048	9/25/2019	270	425.00	
1631930	2008956	9/25/2019	270	375.00	
1631986	2009046	9/25/2019	270	280.25	
1631959	2009006	9/25/2019	270	277.88	
1631928	2008954	9/25/2019	270	230.75	
1631887	202700909 AIRS DE	9/25/2019	270	200.40	
1631955	2009002	9/25/2019	270	200.00	
1631956	2009003	9/25/2019	270	155.00	
1631927	2008953	9/25/2019	270	89.56	
1631937	2008963	9/25/2019	270	42.49	
1631953	2009000	9/25/2019	270	35.00	
1631909	2008934	9/25/2019	270	8.50	
1631998	2009058	9/25/2019	270	0.90	
1631999	2009059	9/25/2019	270	0.02	
1631890	8008592 EFT REV C	9/25/2019	270		30,403.96
1631872	202700901	9/25/2019	270		133,768,820.62
1631874	202700903	9/25/2019	270		9,431,613.95
1631875	202700904	9/25/2019	270		3,111,285.25
1631898	202700906	9/25/2019	270		29,495,955.38
1632024	Correct Journal Entr	9/25/2019	270		29,495,959.65
1633191	2009122	9/26/2019	270	54,919,145.87	
1633141	202700907 AIRS TA	9/26/2019	270	40,141,668.52	
1633122	203000903	9/26/2019	270	16,000,000.00	
1633130	203980903	9/26/2019	270	8,687,636.86	
1633196	2009128	9/26/2019	270	884,863.85	
1633207	2009155	9/26/2019	270	871,113.17	
1633172	2009101	9/26/2019	270	302,271.60	
1633186	2009117	9/26/2019	270	220,719.91	
1633144	202700910 AIRS DE	9/26/2019	270	180,523.45	
1633173	2009102	9/26/2019	270	178,259.30	
1633233	2009187	9/26/2019	270	139,045.33	
1633244	2009200	9/26/2019	270	103,156.46	
1633142	202700909 AIRS TA	9/26/2019	270	91,238.47	
1633192	2009123	9/26/2019	270	90,678.36	
1633167	2009096	9/26/2019	270	60,358.12	
1633187	2009118	9/26/2019	270	38,727.08	

Run Date: 1/2/2020
 Run Time: 11:52:29AM

Demand Account Activity

Start Date: 7/1/2019 End Date: 12/31/2019

Page: 86
 User: 0

Jnl. Entry	Ref #	Trx. Date	Ledger	Debit Amount	Credit Amount
1633234	2009188	9/26/2019	270	34,113.95	
1633171	2009100	9/26/2019	270	33,169.69	
1633170	2009099	9/26/2019	270	29,560.02	
1633194	2009125	9/26/2019	270	29,057.70	
1633175	2009104	9/26/2019	270	24,324.53	
1633166	2009095	9/26/2019	270	18,115.00	
1633197	2009132	9/26/2019	270	16,614.00	
1633201	2009145	9/26/2019	270	15,491.02	
1633169	2009098	9/26/2019	270	13,426.19	
1633188	2009119	9/26/2019	270	9,509.51	
1633235	2009189	9/26/2019	270	7,621.17	
1633174	2009103	9/26/2019	270	6,600.94	
1633200	2009144	9/26/2019	270	5,735.50	
1633232	2009186	9/26/2019	270	3,946.25	
1633193	2009124	9/26/2019	270	2,910.00	
1633185	2009114	9/26/2019	270	2,881.55	
1633184	2009113	9/26/2019	270	2,305.33	
1633178	2009107	9/26/2019	270	1,332.00	
1633180	2009109	9/26/2019	270	1,006.00	
1633176	2009105	9/26/2019	270	935.00	
1633183	2009112	9/26/2019	270	584.63	
1633199	2009143	9/26/2019	270	573.55	
1633125	202700902	9/26/2019	270	505.00	
1633164	2009093	9/26/2019	270	290.00	
1633143	202700909 AIRS DE	9/26/2019	270	262.51	
1633179	2009108	9/26/2019	270	140.00	
1633177	2009106	9/26/2019	270	126.42	
1633165	2009094	9/26/2019	270	94.00	
1633168	2009097	9/26/2019	270	61.99	
1633182	2009111	9/26/2019	270	15.00	
1633198	2009142	9/26/2019	270	3.14	
1632028	CD ACH Bank Trans	9/26/2019	270		75,900,000.00
1633126	8008595 EFT REV C	9/26/2019	270		116,771.34
1633124	202700901	9/26/2019	270		38,916,087.95
1633127	202700903	9/26/2019	270		3,478,016.24
1633145	202700906	9/26/2019	270		5,000,000.00
1633554	202700904	9/27/2019	270	354,736,706.33	
1633549	202700907 AIRS TA	9/27/2019	270	21,071,032.60	
1633535	203000903	9/27/2019	270	14,000,000.00	
1633662	2009334	9/27/2019	270	5,536,418.68	
1633661	2009333	9/27/2019	270	5,312,598.80	
1633665	2009337	9/27/2019	270	1,533,462.16	
1633660	2009332	9/27/2019	270	1,478,183.38	
1633666	2009338	9/27/2019	270	1,237,108.77	
1633539	202300901	9/27/2019	270	1,000,000.00	
1633562	203000906	9/27/2019	270	1,000,000.00	
1633608	2009246	9/27/2019	270	204,230.14	
1633611	2009257	9/27/2019	270	174,285.79	
1633609	2009255	9/27/2019	270	159,662.93	
1633627	2009282	9/27/2019	270	141,791.20	
1633659	2009331	9/27/2019	270	134,654.00	
1633652	2009323	9/27/2019	270	109,320.00	
1633626	2009281	9/27/2019	270	105,256.83	
1633594	2009231	9/27/2019	270	89,965.32	
1633550	202700908 AIRS TA	9/27/2019	270	49,917.00	
1633664	2009336	9/27/2019	270	49,275.90	

Run Date: 1/2/2020
 Run Time: 11:52:29AM

Demand Account Activity

Page: 87
 User: 0

Start Date: 7/1/2019 End Date: 12/31/2019

Jnl. Entry	Ref #	Trx. Date	Ledger	Debit Amount	Credit Amount
1633604	2009242	9/27/2019	270	48,248.85	
1633636	2009300	9/27/2019	270	42,003.05	
1633668	2009340	9/27/2019	270	41,999.74	
1633618	2009273	9/27/2019	270	40,383.86	
1633605	2009243	9/27/2019	270	40,109.58	
1633612	2009258	9/27/2019	270	39,140.06	
1633640	2009305	9/27/2019	270	30,318.69	
1633624	2009279	9/27/2019	270	27,597.71	
1633657	2009329	9/27/2019	270	23,984.46	
1633582	2009219	9/27/2019	270	19,300.00	
1633580	2009217	9/27/2019	270	16,465.00	
1633589	2009226	9/27/2019	270	13,657.46	
1633606	2009244	9/27/2019	270	13,347.47	
1633579	2009216	9/27/2019	270	12,135.00	
1633578	2009215	9/27/2019	270	10,790.00	
1633625	2009280	9/27/2019	270	10,661.52	
1633577	2009214	9/27/2019	270	10,120.00	
1633581	2009218	9/27/2019	270	9,090.00	
1633617	2009263	9/27/2019	270	8,572.25	
1633552	202700910 AIRS D€	9/27/2019	270	7,060.72	
1633596	2009233	9/27/2019	270	6,748.00	
1633576	2009213	9/27/2019	270	6,096.00	
1633677	2009350	9/27/2019	270	6,002.00	
1633595	2009232	9/27/2019	270	5,411.00	
1633631	2009289	9/27/2019	270	5,381.26	
1633671	2009343	9/27/2019	270	5,087.00	
1633607	2009245	9/27/2019	270	5,027.95	
1633588	2009225	9/27/2019	270	3,560.74	
1633597	2009234	9/27/2019	270	3,424.00	
1633584	2009221	9/27/2019	270	2,422.51	
1633602	2009239	9/27/2019	270	2,306.00	
1633587	2009224	9/27/2019	270	2,013.59	
1633675	2009348	9/27/2019	270	1,945.00	
1633599	2009236	9/27/2019	270	1,599.00	
1633653	2009324	9/27/2019	270	1,471.00	
1633658	2009330	9/27/2019	270	1,343.19	
1633614	2009260	9/27/2019	270	1,340.00	
1633586	2009223	9/27/2019	270	1,216.90	
1633663	2009335	9/27/2019	270	1,111.11	
1633585	2009222	9/27/2019	270	1,100.51	
1633619	2009274	9/27/2019	270	1,018.00	
1633615	2009261	9/27/2019	270	800.00	
1633616	2009262	9/27/2019	270	750.00	
1633670	2009342	9/27/2019	270	742.50	
1633536	202700901	9/27/2019	270	534.93	
1633621	2009276	9/27/2019	270	534.00	
1633629	2009287	9/27/2019	270	374.70	
1633620	2009275	9/27/2019	270	285.00	
1633600	2009237	9/27/2019	270	220.00	
1633623	2009278	9/27/2019	270	162.00	
1633656	2009328	9/27/2019	270	137.71	
1633669	2009341	9/27/2019	270	112.50	
1633601	2009238	9/27/2019	270	100.00	
1633674	2009347	9/27/2019	270	100.00	
1633551	202700909 AIRS D€	9/27/2019	270	91.44	
1633598	2009235	9/27/2019	270	62.00	

Run Date: 1/2/2020
 Run Time: 11:52:29AM

Demand Account Activity

Start Date: 7/1/2019 End Date: 12/31/2019

Page: 88
 User: 0

Jnl. Entry	Ref #	Trx. Date	Ledger	Debit Amount	Credit Amount
1633591	2009228	9/27/2019	270	40.00	
1633592	2009229	9/27/2019	270	17.50	
1633590	2009227	9/27/2019	270	4.25	
1633247	CD ACH Bank Trans	9/27/2019	270		14,600,000.00
1633555	DFA EFT REV 9/27/	9/27/2019	270		69,463.12
1633537	202700902	9/27/2019	270		385,856,182.80
1633538	202700903	9/27/2019	270		7,584,863.14
1633979	192700908	9/30/2019	270	13,589,577.59	
1633991	192700912	9/30/2019	270	9,000,000.00	
1633984	192700913	9/30/2019	270	7,000,000.00	
1634001	192700901EFT AIRS	9/30/2019	270	6,750,822.70	
1634004	192700912	9/30/2019	270	1,547,728.00	
1634030	2009373	9/30/2019	270	1,378,090.49	
1634125	192700921	9/30/2019	270	1,000,000.00	
1634065	2009421	9/30/2019	270	536,189.58	
1634045	2009397	9/30/2019	270	347,321.33	
1634075	2009432	9/30/2019	270	305,149.35	
1634034	2009377	9/30/2019	270	167,440.11	
1634003	192700903IRPCCAI	9/30/2019	270	87,835.74	
1634060	2009416	9/30/2019	270	85,889.46	
1634055	2009408	9/30/2019	270	34,893.33	
1634037	2009380	9/30/2019	270	23,090.83	
1634044	2009396	9/30/2019	270	20,143.71	
1634026	2009369	9/30/2019	270	16,546.00	
1634032	2009375	9/30/2019	270	8,204.24	
1634025	2009368	9/30/2019	270	7,387.00	
1634043	2009386	9/30/2019	270	6,904.00	
1634080	2009439	9/30/2019	270	5,808.77	
1634038	2009381	9/30/2019	270	4,531.54	
1634079	2009438	9/30/2019	270	4,511.00	
1634052	2009404	9/30/2019	270	3,790.52	
1634067	2009424	9/30/2019	270	2,921.60	
1634053	2009405	9/30/2019	270	2,471.43	
1634029	2009372	9/30/2019	270	2,005.20	
1634050	2009402	9/30/2019	270	922.00	
1634048	2009400	9/30/2019	270	882.00	
1634076	2009435	9/30/2019	270	852.50	
1634078	2009437	9/30/2019	270	480.00	
1634077	2009436	9/30/2019	270	462.00	
1633980	192700909	9/30/2019	270	444.00	
1634062	2009418	9/30/2019	270	381.24	
1634047	2009399	9/30/2019	270	370.00	
1634049	2009401	9/30/2019	270	275.00	
1634051	2009403	9/30/2019	270	135.00	
1634028	2009371	9/30/2019	270	130.00	
1634036	2009379	9/30/2019	270	77.60	
1634039	2009382	9/30/2019	270	52.39	
1634002	192700902IFTA CC	9/30/2019	270	46.27	
1634031	2009374	9/30/2019	270	7.85	
1634027	2009370	9/30/2019	270	4.25	
1633688	CD ACH Bank Trans	9/30/2019	270		3,499,000.00
1633981	192700910	9/30/2019	270		9,039,596.32
1633982	192700911	9/30/2019	270		0.05
1633983	192700912	9/30/2019	270		19,365,434.86
1634007	DFA EFT REV 9/30/	9/30/2019	270		733,616.64
1634098	Back Out Journal Er	9/30/2019	270		9,000,000.00

Run Date: 1/2/2020
 Run Time: 11:52:29AM

Demand Account Activity

Start Date: 7/1/2019 End Date: 12/31/2019

Page: 89
 User: 0

Jnl. Entry	Ref #	Trx. Date	Ledger	Debit Amount	Credit Amount
1634124	192700920	9/30/2019	270		200,000.00
1634470	192701020	10/1/2019	270	12,000,000.00	
1634462	192701002	10/1/2019	270	10,000,000.00	
1634526	2009527	10/1/2019	270	4,111,467.72	
1634558	2009565	10/1/2019	270	2,500,000.00	
1634456	CD ACH Bank Trans	10/1/2019	270	1,000,000.00	
1634505	2009495	10/1/2019	270	604,450.62	
1634502	2009492	10/1/2019	270	576,353.25	
1634527	2009528	10/1/2019	270	400,000.00	
1634530	2009531	10/1/2019	270	250,000.00	
1634498	2009488	10/1/2019	270	176,497.68	
1634529	2009530	10/1/2019	270	150,000.00	
1634507	2009498	10/1/2019	270	139,059.88	
1634522	2009522	10/1/2019	270	104,750.13	
1634532	2009533	10/1/2019	270	96,230.45	
1634541	2009548	10/1/2019	270	86,057.44	
1634513	2009513	10/1/2019	270	54,710.60	
1634540	2009547	10/1/2019	270	49,677.30	
1634515	2009515	10/1/2019	270	38,683.62	
1634508	2009499	10/1/2019	270	30,795.90	
1634504	2009494	10/1/2019	270	21,062.14	
1634488	2009477	10/1/2019	270	8,018.00	
1634514	2009514	10/1/2019	270	7,044.45	
1634511	2009502	10/1/2019	270	5,985.25	
1634531	2009532	10/1/2019	270	5,955.25	
1634535	2009542	10/1/2019	270	4,872.33	
1634503	2009493	10/1/2019	270	4,631.41	
1634489	2009478	10/1/2019	270	4,125.00	
1634487	2009476	10/1/2019	270	3,693.75	
1634546	2009553	10/1/2019	270	3,370.00	
1634536	2009543	10/1/2019	270	3,203.68	
1634500	2009490	10/1/2019	270	3,040.80	
1634512	2009512	10/1/2019	270	2,755.53	
1634547	2009554	10/1/2019	270	2,100.00	
1634497	2009487	10/1/2019	270	2,061.00	
1634517	2009517	10/1/2019	270	1,931.60	
1634518	2009518	10/1/2019	270	1,522.00	
1634544	2009551	10/1/2019	270	1,228.00	
1634557	2009564	10/1/2019	270	1,180.00	
1634493	2009483	10/1/2019	270	1,110.00	
1634494	2009484	10/1/2019	270	1,030.00	
1634506	2009497	10/1/2019	270	851.66	
1634520	2009520	10/1/2019	270	660.00	
1634516	2009516	10/1/2019	270	628.58	
1634519	2009519	10/1/2019	270	485.00	
1634509	2009500	10/1/2019	270	480.00	
1634548	2009555	10/1/2019	270	350.00	
1634528	2009529	10/1/2019	270	338.08	
1634543	2009550	10/1/2019	270	279.00	
1634542	2009549	10/1/2019	270	250.00	
1634490	2009479	10/1/2019	270	225.00	
1634523	2009524	10/1/2019	270	150.00	
1634496	2009486	10/1/2019	270	106.25	
1634495	2009485	10/1/2019	270	90.00	
1634492	2009482	10/1/2019	270	80.00	
1634521	2009521	10/1/2019	270	74.00	

Run Date: 1/2/2020
 Run Time: 11:52:29AM

Demand Account Activity

Start Date: 7/1/2019 End Date: 12/31/2019

Page: 90
 User: 0

Jnl. Entry	Ref #	Trx. Date	Ledger	Debit Amount	Credit Amount
1634501	2009491	10/1/2019	270	29.36	
1634556	2009563	10/1/2019	270	25.00	
1634455	CD ACH Bank Trans	10/1/2019	270		8,000,000.00
1634461	192701001	10/1/2019	270		8,754,754.45
1634463	192701003	10/1/2019	270		12,761,562.95
1634469	192701015	10/1/2019	270		3,489,510.75
1634965	192701025	10/2/2019	270	22,000,000.00	
1634967	Correct Journal Entr	10/2/2019	270	18,000,000.00	
1634569	192701003	10/2/2019	270	15,000,000.00	
1634584	192701012EFT AIRS	10/2/2019	270	11,646,635.25	
1634591	192701020	10/2/2019	270	6,000,000.00	
1634968	192701025	10/2/2019	270	4,000,000.00	
1634565	CD ACH Bank Trans	10/2/2019	270	3,000,000.00	
1634891	2009590	10/2/2019	270	993,157.55	
1634915	2009626	10/2/2019	270	780,699.68	
1634913	2009624	10/2/2019	270	624,541.18	
1634925	2009638	10/2/2019	270	500,365.84	
1634881	2009580	10/2/2019	270	146,119.67	
1634884	2009583	10/2/2019	270	85,249.68	
1634587	192701015IRP CC A	10/2/2019	270	76,572.02	
1634970	Correct Journal Entr	10/2/2019	270	76,527.02	
1634585	192701013CC AIRS	10/2/2019	270	72,873.23	
1634911	2009612	10/2/2019	270	53,451.33	
1634903	2009604	10/2/2019	270	40,942.16	
1634920	2009632	10/2/2019	270	33,019.78	
1634909	2009610	10/2/2019	270	22,007.39	
1634928	2009642	10/2/2019	270	21,762.44	
1634916	2009627	10/2/2019	270	20,927.41	
1634893	2009594	10/2/2019	270	19,891.20	
1634935	2009650	10/2/2019	270	18,575.34	
1634929	2009643	10/2/2019	270	16,039.27	
1634949	2009680	10/2/2019	270	11,620.00	
1634894	2009595	10/2/2019	270	10,292.52	
1634892	2009592	10/2/2019	270	8,310.00	
1634895	2009596	10/2/2019	270	8,034.82	
1634910	2009611	10/2/2019	270	7,436.51	
1634588	192701016ABC BR/	10/2/2019	270	7,095.00	
1634912	2009614	10/2/2019	270	6,256.50	
1634898	2009599	10/2/2019	270	5,520.01	
1634921	2009633	10/2/2019	270	5,447.78	
1634939	2009659	10/2/2019	270	4,950.75	
1634880	2009579	10/2/2019	270	4,849.75	
1634924	2009636	10/2/2019	270	2,754.32	
1634586	192701014IFTA CC	10/2/2019	270	2,347.88	
1634947	2009678	10/2/2019	270	2,183.99	
1634919	2009631	10/2/2019	270	1,953.60	
1634907	2009608	10/2/2019	270	1,724.00	
1634901	2009602	10/2/2019	270	1,717.50	
1634888	2009587	10/2/2019	270	960.00	
1634899	2009600	10/2/2019	270	718.24	
1634882	2009581	10/2/2019	270	525.00	
1634883	2009582	10/2/2019	270	491.10	
1634885	2009584	10/2/2019	270	475.00	
1634905	2009606	10/2/2019	270	426.00	
1634946	2009677	10/2/2019	270	360.00	
1634948	2009679	10/2/2019	270	286.25	

Run Date: 1/2/2020
 Run Time: 11:52:29AM

Demand Account Activity

Start Date: 7/1/2019 End Date: 12/31/2019

Page: 91
 User: 0

Jnl. Entry	Ref #	Trx. Date	Ledger	Debit Amount	Credit Amount
1634573	192701006	10/2/2019	270	267.00	
1634904	2009605	10/2/2019	270	255.00	
1634906	2009607	10/2/2019	270	221.00	
1634897	2009598	10/2/2019	270	210.39	
1634908	2009609	10/2/2019	270	150.00	
1634900	2009601	10/2/2019	270	145.00	
1634957	2009689	10/2/2019	270	90.00	
1634902	2009603	10/2/2019	270	82.00	
1634887	2009586	10/2/2019	270	51.00	
1634896	2009597	10/2/2019	270	45.26	
1634890	2009589	10/2/2019	270	35.00	
1634923	2009635	10/2/2019	270	29.26	
1634963	2009695	10/2/2019	270	28.13	
1634889	2009588	10/2/2019	270	4.25	
1634564	CD ACH Bank Trans	10/2/2019	270		736,000.00
1634567	8008600 8008599 E	10/2/2019	270		190.00
1634570	192701002	10/2/2019	270		15,000,000.00
1634572	192701005	10/2/2019	270		146,119.67
1634574	192701007	10/2/2019	270		13,232,134.25
1634575	192701008	10/2/2019	270		4,246,056.22
1634577	192701010	10/2/2019	270		28,227,076.09
1634966	Back Out Journal Er	10/2/2019	270		22,000,000.00
1634969	Back Out Journal Er	10/2/2019	270		76,572.02
1635382	2009752	10/3/2019	270	256,004,617.27	
1635320	192701001	10/3/2019	270	12,598,681.59	
1635329	192701008	10/3/2019	270	7,000,000.00	
1635375	2009745	10/3/2019	270	1,529,286.23	
1635339	192701025	10/3/2019	270	1,000,000.00	
1635376	2009746	10/3/2019	270	908,893.13	
1635414	2009793	10/3/2019	270	470,601.95	
1635391	2009764	10/3/2019	270	459,815.07	
1635388	2009758	10/3/2019	270	219,627.52	
1635361	2009717	10/3/2019	270	126,533.86	
1635377	2009747	10/3/2019	270	93,259.26	
1635373	2009743	10/3/2019	270	77,831.82	
1635321	192701002CC AIRS	10/3/2019	270	73,346.63	
1635392	2009765	10/3/2019	270	66,042.42	
1635353	2009709	10/3/2019	270	46,488.94	
1635323	192701004IRPCC A	10/3/2019	270	39,416.25	
1635415	2009794	10/3/2019	270	31,579.38	
1635357	2009713	10/3/2019	270	30,324.50	
1635374	2009744	10/3/2019	270	29,501.91	
1635383	2009753	10/3/2019	270	20,522.37	
1635423	2009805	10/3/2019	270	18,383.63	
1635416	2009795	10/3/2019	270	18,038.41	
1635378	2009748	10/3/2019	270	13,784.25	
1635367	2009728	10/3/2019	270	12,857.75	
1635387	2009757	10/3/2019	270	8,900.42	
1635364	2009725	10/3/2019	270	7,538.90	
1635347	2009703	10/3/2019	270	6,841.60	
1635354	2009710	10/3/2019	270	5,795.25	
1635351	2009707	10/3/2019	270	5,649.58	
1635356	2009712	10/3/2019	270	3,987.28	
1635362	2009721	10/3/2019	270	3,565.95	
1635360	2009716	10/3/2019	270	3,442.87	
1635412	2009791	10/3/2019	270	3,300.50	

Run Date: 1/2/2020
 Run Time: 11:52:29AM

Demand Account Activity

Start Date: 7/1/2019 End Date: 12/31/2019

Page: 92
 User: 0

Jnl. Entry	Ref #	Trx. Date	Ledger	Debit Amount	Credit Amount
1635359	2009715	10/3/2019	270	2,317.20	
1635358	2009714	10/3/2019	270	1,932.38	
1635352	2009708	10/3/2019	270	1,684.07	
1635348	2009704	10/3/2019	270	1,244.03	
1635355	2009711	10/3/2019	270	1,202.08	
1635322	192701003IFTA CC	10/3/2019	270	475.05	
1635366	2009727	10/3/2019	270	402.00	
1635326	192701005	10/3/2019	270	372.00	
1635365	2009726	10/3/2019	270	77.39	
1635350	2009706	10/3/2019	270	54.29	
1635312	CD ACH Bank Trans	10/3/2019	270		3,000,000.00
1635333	8008602 EFT REV 1	10/3/2019	270		13,948.79
1635327	192701006	10/3/2019	270		6,687,572.96
1635328	192701007	10/3/2019	270		8,433,788.64
1635332	192701015	10/3/2019	270		70,241,772.22
1635340	192701026	10/3/2019	270		192,000,000.00
1635710	203981001	10/4/2019	270	179,840,436.40	
1635721	202751001	10/4/2019	270	174,000,000.00	
1635712	203001005	10/4/2019	270	7,000,000.00	
1635703	202701007 AIRS TA	10/4/2019	270	6,643,508.21	
1635770	2009878	10/4/2019	270	573,937.72	
1635779	2009887	10/4/2019	270	426,460.62	
1635805	2009921	10/4/2019	270	416,878.08	
1635782	2009890	10/4/2019	270	262,963.97	
1635761	2009863	10/4/2019	270	210,537.80	
1635789	2009898	10/4/2019	270	204,350.00	
1635764	2009869	10/4/2019	270	145,782.83	
1635776	2009884	10/4/2019	270	135,194.24	
1635783	2009892	10/4/2019	270	113,095.58	
1635746	2009839	10/4/2019	270	90,147.02	
1635780	2009888	10/4/2019	270	85,220.20	
1635738	2009831	10/4/2019	270	50,354.44	
1635752	2009845	10/4/2019	270	35,782.91	
1635736	2009829	10/4/2019	270	27,856.75	
1635741	2009834	10/4/2019	270	20,173.29	
1635743	2009836	10/4/2019	270	18,765.20	
1635769	2009874	10/4/2019	270	18,277.00	
1635759	2009852	10/4/2019	270	18,146.02	
1635768	2009873	10/4/2019	270	17,241.69	
1635790	2009899	10/4/2019	270	13,269.28	
1635705	203001013 AIRS DC	10/4/2019	270	12,550.26	
1635762	2009864	10/4/2019	270	11,492.26	
1635753	2009846	10/4/2019	270	10,180.91	
1635781	2009889	10/4/2019	270	10,130.59	
1635822	2009952	10/4/2019	270	8,406.14	
1635760	2009853	10/4/2019	270	7,429.50	
1635740	2009833	10/4/2019	270	7,123.74	
1635742	2009835	10/4/2019	270	6,442.43	
1635755	2009848	10/4/2019	270	5,236.88	
1635775	2009883	10/4/2019	270	5,129.86	
1635737	2009830	10/4/2019	270	4,546.69	
1635802	2009918	10/4/2019	270	3,767.02	
1635823	2009953	10/4/2019	270	3,228.75	
1635704	202701008 AIRS TA	10/4/2019	270	2,739.00	
1635730	2009822	10/4/2019	270	2,472.00	
1635765	2009870	10/4/2019	270	2,196.87	

Run Date: 1/2/2020
 Run Time: 11:52:29AM

Demand Account Activity

Start Date: 7/1/2019 End Date: 12/31/2019

Page: 93
 User: 0

Jnl. Entry	Ref #	Trx. Date	Ledger	Debit Amount	Credit Amount
1635744	2009837	10/4/2019	270	1,785.27	
1635728	2009820	10/4/2019	270	1,290.00	
1635796	2009911	10/4/2019	270	1,200.76	
1635750	2009843	10/4/2019	270	1,007.50	
1635726	2009818	10/4/2019	270	945.00	
1635745	2009838	10/4/2019	270	871.52	
1635747	2009840	10/4/2019	270	824.00	
1635788	2009897	10/4/2019	270	822.77	
1635725	2009817	10/4/2019	270	810.00	
1635707	202701001	10/4/2019	270	785.00	
1635749	2009842	10/4/2019	270	764.00	
1635751	2009844	10/4/2019	270	379.50	
1635754	2009847	10/4/2019	270	365.00	
1635766	2009871	10/4/2019	270	307.69	
1635748	2009841	10/4/2019	270	250.00	
1635706	202701010 AIRS DC	10/4/2019	270	100.00	
1635767	2009872	10/4/2019	270	69.38	
1635756	2009849	10/4/2019	270	54.00	
1635739	2009832	10/4/2019	270	41.81	
1635734	2009827	10/4/2019	270	38.25	
1635735	2009828	10/4/2019	270	23.87	
1635757	2009850	10/4/2019	270	15.76	
1635718	8008604 EFT REV 1	10/4/2019	270		23,844.28
1635708	202701002	10/4/2019	270		4,854,507.16
1635709	202701003	10/4/2019	270		365,450,885.61
1636209	202751001	10/7/2019	270	14,000,000.00	
1636106	203001003	10/7/2019	270	10,000,000.00	
1635839	CD ACH Bank Trans	10/7/2019	270	8,867,120.00	
1636109	203981001	10/7/2019	270	5,015,166.67	
1636099	202701007 AIRS TA	10/7/2019	270	4,758,367.30	
1636129	2009975	10/7/2019	270	2,100,490.90	
1636104	202301001	10/7/2019	270	1,000,000.00	
1636169	2010021	10/7/2019	270	880,058.60	
1636202	2010071	10/7/2019	270	481,257.03	
1636139	2009990	10/7/2019	270	260,271.00	
1636155	2010006	10/7/2019	270	155,158.40	
1636175	2010027	10/7/2019	270	131,255.60	
1636186	2010039	10/7/2019	270	100,771.83	
1636161	2010013	10/7/2019	270	72,901.00	
1636211	Correct Journal Entr	10/7/2019	270	51,739.49	
1636172	2010024	10/7/2019	270	51,027.12	
1636100	202701008 AIRS TA	10/7/2019	270	47,376.84	
1636164	2010016	10/7/2019	270	29,933.85	
1636152	2010003	10/7/2019	270	27,935.08	
1636142	2009993	10/7/2019	270	18,084.90	
1636165	2010017	10/7/2019	270	16,650.81	
1636146	2009997	10/7/2019	270	14,554.00	
1636178	2010031	10/7/2019	270	12,459.92	
1636179	2010032	10/7/2019	270	10,070.70	
1636176	2010028	10/7/2019	270	7,213.57	
1636145	2009996	10/7/2019	270	6,139.46	
1636148	2009999	10/7/2019	270	4,133.29	
1636163	2010015	10/7/2019	270	3,710.14	
1636149	2010000	10/7/2019	270	3,517.54	
1636173	2010025	10/7/2019	270	3,226.05	
1636144	2009995	10/7/2019	270	3,219.31	

Run Date: 1/2/2020
 Run Time: 11:52:29AM

Demand Account Activity

Start Date: 7/1/2019 End Date: 12/31/2019

Page: 94
 User: 0

Jnl. Entry	Ref #	Trx. Date	Ledger	Debit Amount	Credit Amount
1636147	2009998	10/7/2019	270	2,223.98	
1636101	202701009 AIRS D€	10/7/2019	270	2,165.02	
1636136	2009985	10/7/2019	270	2,150.00	
1636134	2009980	10/7/2019	270	1,929.75	
1636102	202701010 AIRS D€	10/7/2019	270	1,739.49	
1636137	2009987	10/7/2019	270	1,280.00	
1636151	2010002	10/7/2019	270	1,172.50	
1636167	2010019	10/7/2019	270	1,107.72	
1636153	2010004	10/7/2019	270	1,086.00	
1636157	2010008	10/7/2019	270	829.00	
1636138	2009988	10/7/2019	270	802.50	
1636156	2010007	10/7/2019	270	370.00	
1636158	2010009	10/7/2019	270	244.00	
1636150	2010001	10/7/2019	270	154.50	
1636154	2010005	10/7/2019	270	105.00	
1636135	2009982	10/7/2019	270	100.00	
1636130	2009976	10/7/2019	270	90.00	
1636131	2009977	10/7/2019	270	75.00	
1636132	2009978	10/7/2019	270	59.50	
1636133	2009979	10/7/2019	270	30.00	
1636103	202701001	10/7/2019	270	20.00	
1635838	CD ACH Bank Trans	10/7/2019	270		1,879,000.00
1636115	8008605 EFT REV 1	10/7/2019	270		4,842.99
1636105	202701002	10/7/2019	270		8,413,487.68
1636107	202701003	10/7/2019	270		13,790,042.12
1636112	202701004	10/7/2019	270		24,500,245.33
1636210	Back Out Journal Er	10/7/2019	270		1,739.49
1636566	202701007 AIRS TA	10/8/2019	270	10,504,832.24	
1636573	203001003	10/8/2019	270	8,000,000.00	
1636682	2010197	10/8/2019	270	2,649,959.64	
1636556	CD ACH Bank Trans	10/8/2019	270	2,000,000.00	
1636575	203981001	10/8/2019	270	1,505,118.75	
1636709	2010229	10/8/2019	270	1,414,944.91	
1636687	2010203	10/8/2019	270	1,130,091.76	
1636666	2010181	10/8/2019	270	418,000.00	
1636639	2010151	10/8/2019	270	335,000.00	
1636653	2010165	10/8/2019	270	277,503.52	
1636662	2010177	10/8/2019	270	185,000.00	
1636602	2010104	10/8/2019	270	150,290.99	
1636567	202701008 AIRS TA	10/8/2019	270	138,269.51	
1636703	2010221	10/8/2019	270	112,823.97	
1636654	2010166	10/8/2019	270	102,635.01	
1636638	2010150	10/8/2019	270	99,190.43	
1636632	2010142	10/8/2019	270	84,605.51	
1636655	2010167	10/8/2019	270	65,988.44	
1636624	2010134	10/8/2019	270	62,910.00	
1636648	2010160	10/8/2019	270	60,784.10	
1636594	2010096	10/8/2019	270	47,467.77	
1636684	2010199	10/8/2019	270	46,739.00	
1636625	2010135	10/8/2019	270	35,140.00	
1636569	202701010 AIRS D€	10/8/2019	270	28,484.36	
1636702	2010220	10/8/2019	270	24,683.86	
1636697	2010214	10/8/2019	270	22,635.00	
1636633	2010145	10/8/2019	270	19,097.68	
1636595	2010097	10/8/2019	270	16,438.46	
1636696	2010213	10/8/2019	270	13,925.00	

Run Date: 1/2/2020
 Run Time: 11:52:29AM

Demand Account Activity

Page: 95
 User: 0

Start Date: 7/1/2019 End Date: 12/31/2019

Jnl. Entry	Ref #	Trx. Date	Ledger	Debit Amount	Credit Amount
1636635	2010147	10/8/2019	270	13,802.74	
1636695	2010212	10/8/2019	270	12,885.00	
1636570	202701011 AIRS DE	10/8/2019	270	12,735.00	
1636699	2010216	10/8/2019	270	12,480.00	
1636694	2010211	10/8/2019	270	12,375.00	
1636667	2010182	10/8/2019	270	12,304.11	
1636698	2010215	10/8/2019	270	11,955.00	
1636693	2010210	10/8/2019	270	10,750.00	
1636700	2010217	10/8/2019	270	10,283.56	
1636692	2010209	10/8/2019	270	10,015.00	
1636691	2010208	10/8/2019	270	9,630.00	
1636634	2010146	10/8/2019	270	8,769.66	
1636707	2010227	10/8/2019	270	7,126.50	
1636649	2010161	10/8/2019	270	6,924.00	
1636701	2010219	10/8/2019	270	6,646.91	
1636591	2010093	10/8/2019	270	6,227.38	
1636689	2010206	10/8/2019	270	5,624.00	
1636651	2010163	10/8/2019	270	4,948.00	
1636652	2010164	10/8/2019	270	4,661.00	
1636650	2010162	10/8/2019	270	4,348.00	
1636637	2010149	10/8/2019	270	3,719.70	
1636688	2010205	10/8/2019	270	2,931.57	
1636658	2010173	10/8/2019	270	2,740.80	
1636615	2010121	10/8/2019	270	2,640.00	
1636617	2010125	10/8/2019	270	1,704.78	
1636645	2010157	10/8/2019	270	1,642.50	
1636640	2010152	10/8/2019	270	1,624.00	
1636612	2010115	10/8/2019	270	1,400.25	
1636598	2010100	10/8/2019	270	1,316.00	
1636614	2010120	10/8/2019	270	1,080.00	
1636642	2010154	10/8/2019	270	886.00	
1636600	2010102	10/8/2019	270	818.00	
1636665	2010180	10/8/2019	270	795.50	
1636647	2010159	10/8/2019	270	615.00	
1636616	2010123	10/8/2019	270	596.50	
1636592	2010094	10/8/2019	270	550.32	
1636704	2010222	10/8/2019	270	516.10	
1636708	2010228	10/8/2019	270	385.00	
1636720	2010247	10/8/2019	270	360.00	
1636599	2010101	10/8/2019	270	331.00	
1636613	2010117	10/8/2019	270	280.00	
1636663	2010178	10/8/2019	270	260.00	
1636636	2010148	10/8/2019	270	252.50	
1636596	2010098	10/8/2019	270	243.00	
1636626	2010136	10/8/2019	270	200.00	
1636631	2010141	10/8/2019	270	200.00	
1636597	2010099	10/8/2019	270	189.84	
1636641	2010153	10/8/2019	270	135.00	
1636656	2010169	10/8/2019	270	125.05	
1636668	2010183	10/8/2019	270	122.95	
1636593	2010095	10/8/2019	270	100.53	
1636601	2010103	10/8/2019	270	96.00	
1636643	2010155	10/8/2019	270	91.00	
1636627	2010137	10/8/2019	270	68.00	
1636646	2010158	10/8/2019	270	42.00	
1636664	2010179	10/8/2019	270	40.00	

Run Date: 1/2/2020
 Run Time: 11:52:29AM

Demand Account Activity

Page: 96
 User: 0

Start Date: 7/1/2019 End Date: 12/31/2019

Jnl. Entry	Ref #	Trx. Date	Ledger	Debit Amount	Credit Amount
1636568	202701009 AIRS DE	10/8/2019	270	36.30	
1636603	2010105	10/8/2019	270	19.62	
1636571	202701001	10/8/2019	270	10.00	
1636215	CD ACH Bank Trans	10/8/2019	270		12,895,000.00
1636582	8008606 EFT REV 1	10/8/2019	270		9,701.47
1636572	202701002	10/8/2019	270		8,839,357.46
1636574	202701003	10/8/2019	270		5,633,758.04
1636727	202701005	10/8/2019	270		2,000,000.00
1637171	2010276	10/9/2019	270	39,500,475.74	
1637139	203001003	10/9/2019	270	12,000,000.00	
1637132	202701007 AIRS TA	10/9/2019	270	8,667,372.35	
1637194	2010307	10/9/2019	270	4,120,357.25	
1637202	2010315	10/9/2019	270	1,118,667.63	
1637224	2010341	10/9/2019	270	1,010,440.28	
1637182	2010287	10/9/2019	270	979,589.48	
1637178	2010283	10/9/2019	270	542,503.30	
1637217	2010334	10/9/2019	270	464,666.68	
1637206	2010319	10/9/2019	270	421,416.44	
1637177	2010282	10/9/2019	270	182,790.49	
1637174	2010279	10/9/2019	270	129,556.25	
1637175	2010280	10/9/2019	270	129,352.26	
1637203	2010316	10/9/2019	270	66,490.05	
1637173	2010278	10/9/2019	270	56,379.41	
1637196	2010309	10/9/2019	270	31,404.70	
1637170	2010275	10/9/2019	270	30,735.09	
1637207	2010320	10/9/2019	270	27,235.23	
1637180	2010285	10/9/2019	270	24,507.70	
1637133	202701008 AIRS TA	10/9/2019	270	21,967.00	
1637179	2010284	10/9/2019	270	19,867.43	
1637183	2010291	10/9/2019	270	18,736.01	
1637134	202701009 AIRS DE	10/9/2019	270	17,634.34	
1637184	2010292	10/9/2019	270	12,225.53	
1637169	2010274	10/9/2019	270	11,873.16	
1637176	2010281	10/9/2019	270	9,870.95	
1637216	2010332	10/9/2019	270	8,090.00	
1637225	2010342	10/9/2019	270	7,741.96	
1637210	2010323	10/9/2019	270	7,293.71	
1637222	2010339	10/9/2019	270	6,572.00	
1637172	2010277	10/9/2019	270	4,043.81	
1637163	2010268	10/9/2019	270	3,350.00	
1637193	2010305	10/9/2019	270	2,500.00	
1637164	2010269	10/9/2019	270	2,400.00	
1637211	2010325	10/9/2019	270	1,573.53	
1637186	2010294	10/9/2019	270	1,560.00	
1637181	2010286	10/9/2019	270	1,152.75	
1637188	2010296	10/9/2019	270	1,147.25	
1637190	2010301	10/9/2019	270	1,070.00	
1637198	2010311	10/9/2019	270	970.00	
1637187	2010295	10/9/2019	270	960.00	
1637219	2010336	10/9/2019	270	798.85	
1637192	2010303	10/9/2019	270	734.35	
1637197	2010310	10/9/2019	270	700.00	
1637185	2010293	10/9/2019	270	650.00	
1637195	2010308	10/9/2019	270	363.68	
1637221	2010338	10/9/2019	270	350.00	
1637209	2010322	10/9/2019	270	340.24	

Run Date: 1/2/2020
 Run Time: 11:52:29AM

Demand Account Activity

Start Date: 7/1/2019 End Date: 12/31/2019

Page: 97
 User: 0

Jnl. Entry	Ref #	Trx. Date	Ledger	Debit Amount	Credit Amount
1637161	2010266	10/9/2019	270	230.00	
1637160	2010265	10/9/2019	270	150.00	
1637162	2010267	10/9/2019	270	150.00	
1637189	2010298	10/9/2019	270	140.00	
1637220	2010337	10/9/2019	270	138.25	
1637165	2010270	10/9/2019	270	96.80	
1637233	2010353	10/9/2019	270	90.00	
1637168	2010273	10/9/2019	270	77.60	
1637167	2010272	10/9/2019	270	30.00	
1637166	2010271	10/9/2019	270	21.25	
1637135	202701001	10/9/2019	270	0.02	
1637122	CD ACH Bank Trans	10/9/2019	270		1,083,000.00
1637145	DFA EFT REV 10/9/	10/9/2019	270		29,514.59
1637136	202701002	10/9/2019	270		6,795,098.63
1637137	202701005	10/9/2019	270		39,500,475.74
1637138	202701004	10/9/2019	270		21,770,173.80
1637141	202701005	10/9/2019	270		189,047.78
1638427	2010457	10/10/2019	270	46,361,343.93	
1637270	203001003	10/10/2019	270	22,000,000.00	
1637264	202701007 AIRS TA	10/10/2019	270	7,099,380.38	
1637295	204721001	10/10/2019	270	994,233.11	
1638399	2010425	10/10/2019	270	712,948.10	
1638362	2010383	10/10/2019	270	351,881.38	
1638418	2010444	10/10/2019	270	336,167.11	
1638417	2010443	10/10/2019	270	328,447.38	
1638377	2010398	10/10/2019	270	178,169.90	
1637265	202701008 AIRS TA	10/10/2019	270	119,424.55	
1638367	2010388	10/10/2019	270	55,268.63	
1638364	2010385	10/10/2019	270	33,157.97	
1638365	2010386	10/10/2019	270	32,733.15	
1637267	202701010 AIRS DE	10/10/2019	270	28,282.09	
1638428	2010458	10/10/2019	270	26,579.68	
1638372	2010393	10/10/2019	270	17,190.23	
1638366	2010387	10/10/2019	270	10,062.51	
1638455	Correct Journal Entr	10/10/2019	270	8,790.90	
1637266	202701009 AIRS DE	10/10/2019	270	8,790.00	
1638368	2010389	10/10/2019	270	7,964.97	
1638431	2010461	10/10/2019	270	7,425.99	
1638424	2010454	10/10/2019	270	6,853.87	
1638386	2010410	10/10/2019	270	6,255.00	
1638382	2010403	10/10/2019	270	5,070.00	
1638378	2010399	10/10/2019	270	3,700.01	
1638363	2010384	10/10/2019	270	3,597.65	
1638393	2010419	10/10/2019	270	3,234.05	
1638423	2010453	10/10/2019	270	2,924.76	
1638361	2010382	10/10/2019	270	2,008.82	
1638385	2010409	10/10/2019	270	1,820.00	
1638387	2010412	10/10/2019	270	1,343.75	
1638376	2010397	10/10/2019	270	1,196.00	
1638390	2010416	10/10/2019	270	1,168.42	
1638394	2010420	10/10/2019	270	1,064.00	
1638415	2010441	10/10/2019	270	943.92	
1638380	2010401	10/10/2019	270	774.79	
1638374	2010395	10/10/2019	270	689.00	
1638416	2010442	10/10/2019	270	600.00	
1638396	2010422	10/10/2019	270	400.00	

Run Date: 1/2/2020
 Run Time: 11:52:29AM

Demand Account Activity

Start Date: 7/1/2019 End Date: 12/31/2019

Page: 98
 User: 0

Jnl. Entry	Ref #	Trx. Date	Ledger	Debit Amount	Credit Amount
1638400	2010426	10/10/2019	270	208.90	
1638398	2010424	10/10/2019	270	207.62	
1638392	2010418	10/10/2019	270	185.11	
1638397	2010423	10/10/2019	270	174.00	
1638383	2010405	10/10/2019	270	160.00	
1638419	2010447	10/10/2019	270	114.37	
1638369	2010390	10/10/2019	270	100.00	
1638370	2010391	10/10/2019	270	90.00	
1638379	2010400	10/10/2019	270	89.56	
1638375	2010396	10/10/2019	270	81.00	
1638395	2010421	10/10/2019	270	52.50	
1638371	2010392	10/10/2019	270	43.60	
1638373	2010394	10/10/2019	270	35.00	
1637268	202701001	10/10/2019	270	24.00	
1638388	2010414	10/10/2019	270	20.00	
1638389	2010415	10/10/2019	270	8.50	
1637253	CD ACH Bank Trans	10/10/2019	270		646,000.00
1637252	DFA EFT REV 10/1C	10/10/2019	270		3,707.75
1637269	202701002	10/10/2019	270		4,955,676.47
1637271	202701003	10/10/2019	270		35,200,022.27
1638347	202701004	10/10/2019	270		37,445,647.22
1638454	Back Out Journal Er	10/10/2019	270		8,790.00
1638812	203981003	10/11/2019	270	100,618,198.33	
1638809	202601001	10/11/2019	270	52,000,000.00	
1638848	2010522	10/11/2019	270	28,168,012.69	
1638795	202701007 AIRS TA	10/11/2019	270	15,066,439.01	
1638945	Back Out Journal Er	10/11/2019	270	15,000,000.00	
1638806	203981002	10/11/2019	270	11,315,000.00	
1638805	203981001	10/11/2019	270	8,485,000.00	
1638801	203001003	10/11/2019	270	5,000,000.00	
1638914	2010628	10/11/2019	270	4,925,761.07	
1638817	203001005	10/11/2019	270	2,000,000.00	
1638920	2010634	10/11/2019	270	1,327,763.20	
1638917	2010631	10/11/2019	270	1,033,605.87	
1638897	2010607	10/11/2019	270	801,968.43	
1638835	2010508	10/11/2019	270	422,252.70	
1638915	2010629	10/11/2019	270	244,425.00	
1638837	2010510	10/11/2019	270	177,000.00	
1638862	2010539	10/11/2019	270	136,112.14	
1638851	2010525	10/11/2019	270	131,348.62	
1638849	2010523	10/11/2019	270	118,327.13	
1638831	2010504	10/11/2019	270	104,989.99	
1638922	2010636	10/11/2019	270	92,880.00	
1638919	2010633	10/11/2019	270	86,193.81	
1638865	2010543	10/11/2019	270	75,974.11	
1638870	2010566	10/11/2019	270	69,058.45	
1638868	2010563	10/11/2019	270	59,625.39	
1638904	2010617	10/11/2019	270	55,293.90	
1638866	2010561	10/11/2019	270	53,298.75	
1638913	2010627	10/11/2019	270	36,594.17	
1638798	202701010 AIRS DE	10/11/2019	270	34,326.96	
1638905	2010618	10/11/2019	270	34,005.53	
1638830	2010503	10/11/2019	270	33,684.03	
1638860	2010537	10/11/2019	270	33,556.00	
1638939	2010667	10/11/2019	270	28,595.79	
1638900	2010613	10/11/2019	270	26,125.00	

Demand Account Activity

Jnl. Entry	Ref #	Trx. Date	Ledger	Debit Amount	Credit Amount
1638886	2010589	10/11/2019	270	25,488.62	
1638834	2010507	10/11/2019	270	23,183.47	
1638916	2010630	10/11/2019	270	23,011.87	
1638855	2010532	10/11/2019	270	21,887.89	
1638901	2010614	10/11/2019	270	19,195.00	
1638902	2010615	10/11/2019	270	18,825.00	
1638867	2010562	10/11/2019	270	16,808.26	
1638903	2010616	10/11/2019	270	16,050.00	
1638857	2010534	10/11/2019	270	15,786.51	
1638899	2010612	10/11/2019	270	14,685.17	
1638921	2010635	10/11/2019	270	14,360.08	
1638869	2010564	10/11/2019	270	13,664.22	
1638850	2010524	10/11/2019	270	12,278.59	
1638918	2010632	10/11/2019	270	11,270.79	
1638856	2010533	10/11/2019	270	9,966.80	
1638863	2010540	10/11/2019	270	7,845.25	
1638898	2010611	10/11/2019	270	7,337.28	
1638836	2010509	10/11/2019	270	7,190.89	
1638832	2010505	10/11/2019	270	6,601.00	
1638871	2010568	10/11/2019	270	4,921.30	
1638925	2010639	10/11/2019	270	4,587.00	
1638927	2010641	10/11/2019	270	4,487.00	
1638880	2010578	10/11/2019	270	4,311.00	
1638829	2010502	10/11/2019	270	3,989.44	
1638884	2010586	10/11/2019	270	3,250.00	
1638881	2010579	10/11/2019	270	2,749.00	
1638796	202701008 AIRS TA	10/11/2019	270	2,650.05	
1638937	2010665	10/11/2019	270	2,520.12	
1638861	2010538	10/11/2019	270	2,469.92	
1638864	2010541	10/11/2019	270	1,675.00	
1638926	2010640	10/11/2019	270	1,667.50	
1638797	202701009 AIRS DE	10/11/2019	270	1,474.86	
1638883	2010584	10/11/2019	270	1,415.25	
1638885	2010588	10/11/2019	270	1,070.00	
1638840	2010513	10/11/2019	270	890.00	
1638887	2010590	10/11/2019	270	775.00	
1638878	2010576	10/11/2019	270	387.50	
1638842	2010515	10/11/2019	270	352.49	
1638938	2010666	10/11/2019	270	287.48	
1638839	2010512	10/11/2019	270	242.23	
1638852	2010526	10/11/2019	270	175.00	
1638872	2010569	10/11/2019	270	162.03	
1638879	2010577	10/11/2019	270	160.00	
1638877	2010575	10/11/2019	270	106.00	
1638882	2010581	10/11/2019	270	80.00	
1638923	2010637	10/11/2019	270	40.00	
1638924	2010638	10/11/2019	270	40.00	
1638876	2010574	10/11/2019	270	10.00	
1638459	CD ACH Bank Trans	10/11/2019	270		7,709,000.00
1638813	DFA EFT REV 10-11	10/11/2019	270		10,620.08
1638799	202701001	10/11/2019	270		4,580,898.17
1638800	202701002	10/11/2019	270		28,168,012.69
1638802	202701003	10/11/2019	270		165,660,758.83
1638804	202701004	10/11/2019	270		11,315,000.00
1638943	Back Out Journal Er	10/11/2019	270		2,000,000.00
1638944	202701006	10/11/2019	270		15,000,000.00

Run Date: 1/2/2020
 Run Time: 11:52:29AM

Demand Account Activity

Page: 100
 User: 0

Start Date: 7/1/2019 End Date: 12/31/2019

Jnl. Entry	Ref #	Trx. Date	Ledger	Debit Amount	Credit Amount
1638946	Correct Journal Entr	10/11/2019	270		15,000,000.00
1639220	202101001	10/14/2019	270	1,468,416.01	
1639242	2010689	10/14/2019	270	527,140.20	
1639268	2010726	10/14/2019	270	219,123.79	
1639258	2010714	10/14/2019	270	31,000.00	
1639241	2010688	10/14/2019	270	4,605.00	
1639255	2010711	10/14/2019	270	4,067.06	
1639236	2010683	10/14/2019	270	3,946.59	
1639248	2010700	10/14/2019	270	3,015.00	
1639238	2010685	10/14/2019	270	1,888.76	
1639247	2010698	10/14/2019	270	1,415.00	
1639244	2010693	10/14/2019	270	1,200.00	
1639243	2010691	10/14/2019	270	1,160.50	
1639237	2010684	10/14/2019	270	1,130.00	
1639240	2010687	10/14/2019	270	687.00	
1639245	2010694	10/14/2019	270	120.00	
1639265	2010721	10/14/2019	270	12.75	
1639710	202301001	10/15/2019	270	64,000,000.00	
1639724	202701007 AIRS TA	10/15/2019	270	36,001,057.25	
1639702	203001003	10/15/2019	270	26,000,000.00	
1639801	2010842	10/15/2019	270	5,106,241.72	
1639803	2010844	10/15/2019	270	3,365,269.20	
1639804	2010845	10/15/2019	270	750,000.00	
1639797	2010838	10/15/2019	270	638,561.12	
1639755	2010795	10/15/2019	270	625,948.70	
1639739	2010769	10/15/2019	270	546,756.96	
1639740	2010774	10/15/2019	270	276,000.00	
1639705	202701003	10/15/2019	270	269,489.74	
1639751	2010791	10/15/2019	270	159,959.27	
1639798	2010839	10/15/2019	270	152,088.11	
1639802	2010843	10/15/2019	270	150,643.20	
1639756	2010796	10/15/2019	270	150,016.00	
1639747	2010787	10/15/2019	270	132,777.47	
1639778	2010818	10/15/2019	270	124,308.07	
1639800	2010841	10/15/2019	270	110,890.22	
1639760	2010800	10/15/2019	270	104,000.00	
1639766	2010806	10/15/2019	270	92,167.27	
1639749	2010789	10/15/2019	270	87,986.00	
1639785	2010826	10/15/2019	270	59,587.74	
1639796	2010837	10/15/2019	270	58,395.71	
1639725	202701008 AIRS TA	10/15/2019	270	44,811.00	
1639773	2010813	10/15/2019	270	36,194.40	
1639748	2010788	10/15/2019	270	35,429.00	
1639783	2010823	10/15/2019	270	35,090.59	
1639727	202701010 AIRS DE	10/15/2019	270	29,567.14	
1639769	2010809	10/15/2019	270	25,720.25	
1639765	2010805	10/15/2019	270	25,422.74	
1639779	2010819	10/15/2019	270	18,525.07	
1639764	2010804	10/15/2019	270	15,933.12	
1639767	2010807	10/15/2019	270	15,703.52	
1639750	2010790	10/15/2019	270	15,527.25	
1639742	2010777	10/15/2019	270	15,341.66	
1639732	Back Out Journal Er	10/15/2019	270	10,523.73	
1639758	2010798	10/15/2019	270	9,953.75	
1639799	2010840	10/15/2019	270	7,168.24	
1639759	2010799	10/15/2019	270	6,551.77	

Run Date: 1/2/2020
 Run Time: 11:52:29AM

Demand Account Activity

Start Date: 7/1/2019 End Date: 12/31/2019

Page: 101
 User: 0

Jnl. Entry	Ref #	Trx. Date	Ledger	Debit Amount	Credit Amount
1639807	2010849	10/15/2019	270	5,551.18	
1639726	202701009 AIRS DE	10/15/2019	270	5,189.07	
1639794	2010835	10/15/2019	270	4,950.00	
1639774	2010814	10/15/2019	270	4,133.29	
1639775	2010815	10/15/2019	270	3,517.54	
1639746	2010785	10/15/2019	270	3,463.65	
1639768	2010808	10/15/2019	270	2,415.65	
1639806	2010847	10/15/2019	270	2,245.06	
1639784	2010825	10/15/2019	270	1,952.29	
1639776	2010816	10/15/2019	270	1,833.33	
1639805	2010846	10/15/2019	270	1,740.32	
1639757	2010797	10/15/2019	270	1,684.39	
1639780	2010820	10/15/2019	270	1,348.00	
1639781	2010821	10/15/2019	270	1,204.00	
1639777	2010817	10/15/2019	270	1,090.00	
1639762	2010802	10/15/2019	270	938.00	
1639795	2010836	10/15/2019	270	665.00	
1639752	2010792	10/15/2019	270	421.79	
1639761	2010801	10/15/2019	270	275.00	
1639737	2010766	10/15/2019	270	142.30	
1639728	2702701011 AIRS D	10/15/2019	270	100.00	
1639782	2010822	10/15/2019	270	64.00	
1639763	2010803	10/15/2019	270	61.00	
1639302	CD ACH Bank Trans	10/15/2019	270		767,000.00
1639730	EFT REV 10/11/19	10/15/2019	270		8,988.40
1639731	8008617 EFT REV 1	10/15/2019	270		10,523.73
1639733	Correct Journal Entr	10/15/2019	270		10,523.73
1639703	202701001	10/15/2019	270		46,645,359.45
1639704	202701002	10/15/2019	270		14,409,575.18
1639706	202701004	10/15/2019	270		29,249,428.56
1639729	202751001	10/15/2019	270		50,000,000.00
1639842	202701007 AIRS TA	10/16/2019	270	165,768,550.73	
1639857	202751001	10/16/2019	270	50,000,000.00	
1640264	2010897	10/16/2019	270	29,495,865.76	
1639856	203601001	10/16/2019	270	15,000,000.00	
1640337	2010986	10/16/2019	270	13,522,170.67	
1640367	20300106	10/16/2019	270	11,000,000.00	
1639851	203001003	10/16/2019	270	10,000,000.00	
1639844	202701009 AIRS DE	10/16/2019	270	493,496.80	
1640311	2010954	10/16/2019	270	286,602.71	
1640268	2010901	10/16/2019	270	227,416.12	
1640293	2010929	10/16/2019	270	137,642.15	
1640308	2010951	10/16/2019	270	117,954.61	
1640321	2010966	10/16/2019	270	113,409.00	
1640338	2010987	10/16/2019	270	104,742.00	
1640334	2010983	10/16/2019	270	102,193.95	
1640329	2010975	10/16/2019	270	97,191.83	
1640286	2010921	10/16/2019	270	89,000.00	
1640292	2010927	10/16/2019	270	87,981.94	
1640350	2011001	10/16/2019	270	86,221.22	
1640274	2010907	10/16/2019	270	56,965.57	
1640283	2010917	10/16/2019	270	48,893.31	
1639843	202701008 AIRS TA	10/16/2019	270	39,233.74	
1640288	2010923	10/16/2019	270	37,131.10	
1640304	2010943	10/16/2019	270	34,316.33	
1639846	202701011 AIRS DE	10/16/2019	270	30,140.03	

Run Date: 1/2/2020
 Run Time: 11:52:29AM

Demand Account Activity

Start Date: 7/1/2019 End Date: 12/31/2019

Page: 102
 User: 0

Jnl. Entry	Ref #	Trx. Date	Ledger	Debit Amount	Credit Amount
1640273	2010906	10/16/2019	270	27,846.14	
1639845	202701010 AIRS DE	10/16/2019	270	25,154.99	
1640328	2010973	10/16/2019	270	25,034.66	
1640265	2010898	10/16/2019	270	22,328.09	
1640285	2010920	10/16/2019	270	20,697.84	
1640306	2010947	10/16/2019	270	20,189.74	
1640351	2011002	10/16/2019	270	19,616.36	
1640315	2010960	10/16/2019	270	17,797.63	
1640312	2010955	10/16/2019	270	16,383.25	
1640319	2010964	10/16/2019	270	13,166.00	
1640277	2010910	10/16/2019	270	10,572.55	
1640260	2010892	10/16/2019	270	9,590.36	
1640320	2010965	10/16/2019	270	7,618.00	
1640301	2010940	10/16/2019	270	7,376.89	
1640266	2010899	10/16/2019	270	7,276.12	
1640278	2010911	10/16/2019	270	6,599.11	
1640327	2010972	10/16/2019	270	6,250.00	
1640340	2010989	10/16/2019	270	5,407.28	
1640326	2010971	10/16/2019	270	5,115.00	
1640280	2010913	10/16/2019	270	3,940.00	
1640294	2010931	10/16/2019	270	2,948.16	
1640330	2010976	10/16/2019	270	2,720.00	
1640322	2010967	10/16/2019	270	2,500.00	
1640289	2010924	10/16/2019	270	2,480.00	
1640343	2010993	10/16/2019	270	2,347.50	
1640284	2010919	10/16/2019	270	2,185.31	
1640331	2010978	10/16/2019	270	1,841.50	
1640339	2010988	10/16/2019	270	1,805.44	
1640276	2010909	10/16/2019	270	1,622.93	
1640275	2010908	10/16/2019	270	1,527.12	
1640332	2010980	10/16/2019	270	1,450.00	
1640269	2010902	10/16/2019	270	1,404.39	
1640345	2010995	10/16/2019	270	1,170.00	
1640302	2010941	10/16/2019	270	939.88	
1640272	2010905	10/16/2019	270	895.48	
1640324	2010969	10/16/2019	270	890.00	
1640305	2010946	10/16/2019	270	835.00	
1640296	2010935	10/16/2019	270	678.00	
1640300	2010939	10/16/2019	270	620.00	
1640333	2010981	10/16/2019	270	597.75	
1640290	2010925	10/16/2019	270	510.00	
1640325	2010970	10/16/2019	270	350.00	
1640336	2010985	10/16/2019	270	327.27	
1640323	2010968	10/16/2019	270	250.00	
1640299	2010938	10/16/2019	270	214.00	
1640344	2010994	10/16/2019	270	210.75	
1640348	2010999	10/16/2019	270	207.50	
1640297	2010936	10/16/2019	270	200.00	
1640303	2010942	10/16/2019	270	190.00	
1640318	2010963	10/16/2019	270	106.25	
1640279	2010912	10/16/2019	270	50.00	
1639847	202701001	10/16/2019	270	48.00	
1640271	2010904	10/16/2019	270	30.73	
1640291	2010926	10/16/2019	270	27.00	
1640295	2010932	10/16/2019	270	20.00	
1640298	2010937	10/16/2019	270	20.00	

Run Date: 1/2/2020
 Run Time: 11:52:29AM

Demand Account Activity

Page: 103
 User: 0

Start Date: 7/1/2019 End Date: 12/31/2019

Jnl. Entry	Ref #	Trx. Date	Ledger	Debit Amount	Credit Amount
1640313	2010958	10/16/2019	270	8.72	
1639829	CD ACH Bank Trans	10/16/2019	270		842,000.00
1639848	202701002	10/16/2019	270		9,951,889.41
1639849	202701003	10/16/2019	270		29,495,865.76
1639850	202701004	10/16/2019	270		4,368,788.24
1639858	202701005	10/16/2019	270		253,050,540.46
1640648	202701007 AIRS TA	10/17/2019	270	59,570,962.22	
1640728	2011098	10/17/2019	270	40,350,216.91	
1640731	2011101	10/17/2019	270	13,777,557.31	
1640730	2011100	10/17/2019	270	11,626,553.17	
1640750	2011125	10/17/2019	270	11,614,998.23	
1640652	202301001	10/17/2019	270	1,000,000.00	
1640686	2011044	10/17/2019	270	597,988.77	
1640748	2011123	10/17/2019	270	546,254.55	
1640733	2011106	10/17/2019	270	496,784.08	
1640749	2011124	10/17/2019	270	456,301.12	
1640753	2011128	10/17/2019	270	154,107.64	
1640679	2011037	10/17/2019	270	95,165.80	
1640697	2011062	10/17/2019	270	94,675.09	
1640706	2011072	10/17/2019	270	89,655.43	
1640734	2011107	10/17/2019	270	60,228.90	
1640677	2011035	10/17/2019	270	53,787.20	
1640705	2011071	10/17/2019	270	53,433.73	
1640688	2011048	10/17/2019	270	52,742.41	
1640680	2011038	10/17/2019	270	49,563.65	
1640696	2011061	10/17/2019	270	48,513.12	
1640673	2011031	10/17/2019	270	44,583.94	
1640780	2011163	10/17/2019	270	39,619.15	
1640678	2011036	10/17/2019	270	32,977.51	
1640729	2011099	10/17/2019	270	18,622.79	
1640671	2011029	10/17/2019	270	18,445.77	
1640676	2011034	10/17/2019	270	18,112.81	
1640670	2011028	10/17/2019	270	13,841.92	
1640682	2011040	10/17/2019	270	11,861.03	
1640672	2011030	10/17/2019	270	11,298.40	
1640751	2011126	10/17/2019	270	8,968.75	
1640683	2011041	10/17/2019	270	8,681.00	
1640694	2011059	10/17/2019	270	8,370.66	
1640723	2011093	10/17/2019	270	4,908.96	
1640681	2011039	10/17/2019	270	4,207.00	
1640710	2011078	10/17/2019	270	3,347.85	
1640649	202701001	10/17/2019	270	3,029.53	
1640692	2011055	10/17/2019	270	2,265.00	
1640689	2011049	10/17/2019	270	1,954.75	
1640708	2011076	10/17/2019	270	1,486.01	
1640675	2011033	10/17/2019	270	1,197.10	
1640691	2011054	10/17/2019	270	930.00	
1640699	2011064	10/17/2019	270	820.00	
1640711	2011079	10/17/2019	270	739.86	
1640718	2011086	10/17/2019	270	719.58	
1640693	2011057	10/17/2019	270	645.75	
1640685	2011043	10/17/2019	270	526.03	
1640720	2011089	10/17/2019	270	519.74	
1640722	2011092	10/17/2019	270	468.66	
1640704	2011070	10/17/2019	270	408.23	
1640684	2011042	10/17/2019	270	400.82	

Run Date: 1/2/2020
 Run Time: 11:52:29AM

Demand Account Activity

Start Date: 7/1/2019 End Date: 12/31/2019

Page: 104
 User: 0

Jnl. Entry	Ref #	Trx. Date	Ledger	Debit Amount	Credit Amount
1640700	2011065	10/17/2019	270	170.00	
1640690	2011051	10/17/2019	270	100.00	
1640701	2011066	10/17/2019	270	89.25	
1640695	2011060	10/17/2019	270	58.38	
1640752	2011127	10/17/2019	270	50.00	
1640698	2011063	10/17/2019	270	25.50	
1640674	2011032	10/17/2019	270	20.00	
1640707	2011075	10/17/2019	270	8.23	
1640369	CD ACH Bank Trans	10/17/2019	270		1,075,000.00
1640650	202701002	10/17/2019	270		8,132,628.12
1640651	202701003	10/17/2019	270		4,693,341.98
1640659	202701004	10/17/2019	270		112,093,768.89
1640781	202701006	10/17/2019	270		15,000,000.00
1640811	203981002	10/18/2019	270	32,109,178.66	
1640809	203981001	10/18/2019	270	21,000,000.00	
1640820	202751001	10/18/2019	270	19,000,000.00	
1640798	202701007 AIRS TA	10/18/2019	270	15,818,095.67	
1640901	2011268	10/18/2019	270	15,071,642.41	
1640914	2011293	10/18/2019	270	12,584,366.14	
1640832	2011178	10/18/2019	270	10,691,089.13	
1640804	203001003	10/18/2019	270	8,000,000.00	
1640868	2011220	10/18/2019	270	1,481,563.80	
1640866	2011218	10/18/2019	270	1,191,930.94	
1641436	203001007	10/18/2019	270	1,000,000.00	
1640784	CD ACH Bank Trans	10/18/2019	270	775,000.00	
1640875	2011229	10/18/2019	270	368,981.13	
1640828	2011171	10/18/2019	270	260,015.55	
1640799	202701008 AIRS TA	10/18/2019	270	153,359.30	
1640864	2011216	10/18/2019	270	137,875.38	
1640827	2011170	10/18/2019	270	125,360.90	
1640850	2011197	10/18/2019	270	122,275.00	
1640838	2011184	10/18/2019	270	99,197.12	
1640851	2011198	10/18/2019	270	95,690.81	
1640874	2011228	10/18/2019	270	81,188.83	
1640857	2011204	10/18/2019	270	80,293.44	
1640912	2011291	10/18/2019	270	49,257.51	
1640855	2011202	10/18/2019	270	47,703.15	
1640879	2011233	10/18/2019	270	46,105.61	
1640883	2011237	10/18/2019	270	37,790.98	
1640840	2011186	10/18/2019	270	36,497.45	
1640839	2011185	10/18/2019	270	34,621.68	
1640862	2011210	10/18/2019	270	31,942.02	
1640876	2011230	10/18/2019	270	28,868.01	
1640870	2011222	10/18/2019	270	27,853.77	
1640861	2011208	10/18/2019	270	23,478.05	
1640856	2011203	10/18/2019	270	19,762.63	
1640858	2011205	10/18/2019	270	16,979.46	
1640886	2011240	10/18/2019	270	16,103.07	
1640920	2011299	10/18/2019	270	13,964.46	
1640921	2011300	10/18/2019	270	13,885.00	
1640835	2011181	10/18/2019	270	13,413.80	
1640841	2011188	10/18/2019	270	11,340.37	
1640890	2011247	10/18/2019	270	11,167.08	
1640863	2011214	10/18/2019	270	9,189.17	
1640924	2011304	10/18/2019	270	8,121.12	
1640801	202701010 AIRS DE	10/18/2019	270	7,703.55	

Run Date: 1/2/2020
 Run Time: 11:52:29AM

Demand Account Activity

Start Date: 7/1/2019 End Date: 12/31/2019

Page: 105
 User: 0

Jnl. Entry	Ref #	Trx. Date	Ledger	Debit Amount	Credit Amount
1640893	2011250	10/18/2019	270	7,209.04	
1640800	202701009 AIRS DE	10/18/2019	270	7,182.46	
1640913	2011292	10/18/2019	270	4,546.69	
1640894	2011251	10/18/2019	270	4,265.97	
1640895	2011252	10/18/2019	270	3,309.60	
1640859	2011206	10/18/2019	270	3,029.47	
1640902	2011269	10/18/2019	270	2,669.08	
1640860	2011207	10/18/2019	270	2,496.10	
1640852	2011199	10/18/2019	270	2,255.25	
1640829	2011172	10/18/2019	270	1,700.00	
1640877	2011231	10/18/2019	270	1,677.25	
1640922	2011302	10/18/2019	270	1,667.50	
1640842	2011189	10/18/2019	270	1,607.50	
1640915	2011294	10/18/2019	270	1,470.00	
1640919	2011298	10/18/2019	270	1,431.16	
1640882	2011236	10/18/2019	270	1,366.00	
1640843	2011190	10/18/2019	270	1,346.00	
1640916	2011295	10/18/2019	270	897.00	
1640903	2011270	10/18/2019	270	715.50	
1640845	2011192	10/18/2019	270	646.17	
1640844	2011191	10/18/2019	270	555.00	
1640911	2011290	10/18/2019	270	432.10	
1640854	2011201	10/18/2019	270	420.80	
1640816	204911001	10/18/2019	270	344.49	
1640833	2011179	10/18/2019	270	150.00	
1640846	2011193	10/18/2019	270	98.25	
1640847	2011194	10/18/2019	270	81.00	
1640923	2011303	10/18/2019	270	75.00	
1640848	2011195	10/18/2019	270	46.24	
1640836	2011182	10/18/2019	270	45.05	
1640837	2011183	10/18/2019	270	29.22	
1640830	2011176	10/18/2019	270	22.59	
1640849	2011196	10/18/2019	270	20.00	
1640802	202701001	10/18/2019	270	7.00	
1640783	CD ACH Bank Trans	10/18/2019	270		22,987,000.00
1640817	DFA EFT REV 10/18	10/18/2019	270		104,936.36
1640803	202701002	10/18/2019	270		10,691,089.13
1640805	202701003	10/18/2019	270		100,525,696.38
1640806	202701004	10/18/2019	270		6,084,522.19
1641437	Back Out Journal Er	10/18/2019	270		344.49
1641760	192701020	10/21/2019	270	48,000,000.00	
1641742	192701001EFT AIRS	10/21/2019	270	39,444,236.25	
1641754	192701012	10/21/2019	270	14,000,000.00	
1641802	2011361	10/21/2019	270	3,315,906.36	
1641751	192701009	10/21/2019	270	1,217,452.21	
1641753	192701011	10/21/2019	270	1,000,000.00	
1641826	2011390	10/21/2019	270	575,054.74	
1641774	2011322	10/21/2019	270	128,873.36	
1641775	2011323	10/21/2019	270	99,192.57	
1641805	2011364	10/21/2019	270	84,399.04	
1641799	2011358	10/21/2019	270	60,786.18	
1641745	192701004IRPCC A	10/21/2019	270	56,462.38	
1641803	2011362	10/21/2019	270	46,231.75	
1641744	192701003IFTA CC	10/21/2019	270	32,358.20	
1641798	2011357	10/21/2019	270	22,919.43	
1641837	2011401	10/21/2019	270	17,998.84	

Run Date: 1/2/2020
 Run Time: 11:52:29AM

Demand Account Activity

Page: 106
 User: 0

Start Date: 7/1/2019 End Date: 12/31/2019

Jnl. Entry	Ref #	Trx. Date	Ledger	Debit Amount	Credit Amount
1641797	2011356	10/21/2019	270	15,443.11	
1641806	2011366	10/21/2019	270	14,976.26	
1641791	2011349	10/21/2019	270	12,294.59	
1641841	2011406	10/21/2019	270	10,403.75	
1641743	192701002CC AIRS	10/21/2019	270	10,365.05	
1641809	2011369	10/21/2019	270	9,644.18	
1641784	2011335	10/21/2019	270	9,640.00	
1641781	2011329	10/21/2019	270	9,622.25	
1641811	2011371	10/21/2019	270	7,010.69	
1641780	2011328	10/21/2019	270	5,863.66	
1641794	2011352	10/21/2019	270	5,660.00	
1641796	2011355	10/21/2019	270	4,951.00	
1641789	2011345	10/21/2019	270	3,470.00	
1641785	2011337	10/21/2019	270	3,226.00	
1641810	2011370	10/21/2019	270	2,914.54	
1641783	2011334	10/21/2019	270	2,710.00	
1641793	2011351	10/21/2019	270	2,702.64	
1641776	2011324	10/21/2019	270	2,166.74	
1641786	2011339	10/21/2019	270	1,387.00	
1641788	2011344	10/21/2019	270	1,310.00	
1641769	2011317	10/21/2019	270	1,002.00	
1641773	2011321	10/21/2019	270	800.00	
1641790	2011347	10/21/2019	270	570.75	
1641771	2011319	10/21/2019	270	564.00	
1641770	2011318	10/21/2019	270	550.00	
1641792	2011350	10/21/2019	270	246.16	
1641782	2011331	10/21/2019	270	180.00	
1641787	2011341	10/21/2019	270	180.00	
1641772	2011320	10/21/2019	270	118.00	
1641749	192701007	10/21/2019	270	116.24	
1641659	CD ACH Bank Trans	10/21/2019	270		2,581,000.00
1641756	8008621 EFT REV 1	10/21/2019	270		74,124.78
1641747	192701005	10/21/2019	270		8,577,649.83
1641748	192701006	10/21/2019	270		15,486,126.59
1641755	192701015	10/21/2019	270		81,411,274.40
1641848	CD ACH Bank Trans	10/22/2019	270	110,000,000.00	
1642118	192701001EFT AIRS	10/22/2019	270	104,859,536.07	
1642130	192701013	10/22/2019	270	27,000,000.00	
1642126	192701009	10/22/2019	270	5,000,000.00	
1642232	2011526	10/22/2019	270	1,445,702.05	
1642159	2011428	10/22/2019	270	958,000.00	
1642181	2011458	10/22/2019	270	723,656.79	
1642144	2011411	10/22/2019	270	615,819.10	
1642145	2011413	10/22/2019	270	562,347.36	
1642223	2011507	10/22/2019	270	480,090.62	
1642205	2011483	10/22/2019	270	389,615.92	
1642140	2011407	10/22/2019	270	199,419.80	
1642196	2011474	10/22/2019	270	182,402.56	
1642141	2011408	10/22/2019	270	179,134.71	
1642217	2011499	10/22/2019	270	175,000.00	
1642198	2011476	10/22/2019	270	168,655.88	
1642242	2011541	10/22/2019	270	166,005.92	
1642149	2011417	10/22/2019	270	139,228.07	
1642154	2011423	10/22/2019	270	128,671.20	
1642150	2011418	10/22/2019	270	124,252.80	
1642219	2011501	10/22/2019	270	107,958.76	

Run Date: 1/2/2020
 Run Time: 11:52:29AM

Demand Account Activity

Start Date: 7/1/2019 End Date: 12/31/2019

Page: 107
 User: 0

Jnl. Entry	Ref #	Trx. Date	Ledger	Debit Amount	Credit Amount
1642119	192701002CC AIRS	10/22/2019	270	83,734.73	
1642220	2011503	10/22/2019	270	75,284.03	
1642156	2011425	10/22/2019	270	59,566.88	
1642206	2011484	10/22/2019	270	51,840.31	
1642158	2011427	10/22/2019	270	50,128.41	
1642121	192701004IRPCC A	10/22/2019	270	47,490.00	
1642151	2011420	10/22/2019	270	37,833.60	
1642164	2011434	10/22/2019	270	36,642.00	
1642157	2011426	10/22/2019	270	29,472.74	
1642207	2011485	10/22/2019	270	26,313.22	
1642185	2011462	10/22/2019	270	18,186.54	
1642166	2011436	10/22/2019	270	17,176.33	
1642180	2011457	10/22/2019	270	15,101.86	
1642160	2011429	10/22/2019	270	10,750.79	
1642203	2011481	10/22/2019	270	5,182.43	
1642143	2011410	10/22/2019	270	5,028.61	
1642148	2011416	10/22/2019	270	4,061.00	
1642221	2011505	10/22/2019	270	3,449.04	
1642233	2011527	10/22/2019	270	3,300.50	
1642184	2011461	10/22/2019	270	3,055.60	
1642171	2011444	10/22/2019	270	3,055.00	
1642163	2011433	10/22/2019	270	2,493.19	
1642197	2011475	10/22/2019	270	2,182.05	
1642192	2011470	10/22/2019	270	2,049.31	
1642238	2011536	10/22/2019	270	1,891.50	
1642120	192701003IFTA CC	10/22/2019	270	1,454.84	
1642209	2011487	10/22/2019	270	1,429.66	
1642188	2011466	10/22/2019	270	1,418.00	
1642167	2011437	10/22/2019	270	1,417.85	
1642168	2011438	10/22/2019	270	1,412.00	
1642142	2011409	10/22/2019	270	1,152.75	
1642187	2011465	10/22/2019	270	1,096.00	
1642153	2011422	10/22/2019	270	1,050.00	
1642170	2011443	10/22/2019	270	980.00	
1642161	2011430	10/22/2019	270	870.00	
1642147	2011415	10/22/2019	270	790.00	
1642190	2011468	10/22/2019	270	772.00	
1642176	2011452	10/22/2019	270	687.75	
1642189	2011467	10/22/2019	270	435.00	
1642146	2011414	10/22/2019	270	185.00	
1642152	2011421	10/22/2019	270	155.40	
1642191	2011469	10/22/2019	270	151.00	
1642179	2011456	10/22/2019	270	100.00	
1642165	2011435	10/22/2019	270	85.00	
1642169	2011440	10/22/2019	270	60.00	
1642218	2011500	10/22/2019	270	59.40	
1642131	192701014	10/22/2019	270	36.00	
1642200	2011478	10/22/2019	270	8.00	
1641847	CD ACH Bank Trans	10/22/2019	270		3,486,000.00
1642133	8008622 EFT REV 1	10/22/2019	270		35,894.43
1642122	192701005	10/22/2019	270		159,638,086.62
1642125	1927011008	10/22/2019	270		8,033,474.74
1642128	192701011	10/22/2019	270		5,000,000.00
1642129	192701012	10/22/2019	270		27,531,677.48
1642139	192701020	10/22/2019	270		51,000,000.00
1642536	192701001EFT AIRS	10/23/2019	270	78,247,448.17	

Run Date: 1/2/2020
 Run Time: 11:52:29AM

Demand Account Activity

Page: 108
 User: 0

Start Date: 7/1/2019 End Date: 12/31/2019

Jnl. Entry	Ref #	Trx. Date	Ledger	Debit Amount	Credit Amount
1642551	192701016	10/23/2019	270	11,000,000.00	
1642583	2011572	10/23/2019	270	8,724,736.86	
1642650	2011662	10/23/2019	270	7,431,535.62	
1642557	192701020	10/23/2019	270	6,000,000.00	
1642526	CD ACH Bank Trans	10/23/2019	270	1,250,000.00	
1642606	2011601	10/23/2019	270	1,218,349.60	
1642623	2011626	10/23/2019	270	727,547.22	
1642637	2011646	10/23/2019	270	364,996.01	
1642537	192701002CC AIRS	10/23/2019	270	214,879.06	
1642604	2011599	10/23/2019	270	117,411.39	
1642568	2011557	10/23/2019	270	113,000.00	
1642622	2011623	10/23/2019	270	105,000.00	
1642598	2011593	10/23/2019	270	93,744.36	
1642591	2011580	10/23/2019	270	80,000.00	
1642570	2011559	10/23/2019	270	74,131.22	
1642579	2011568	10/23/2019	270	61,140.00	
1642609	2011604	10/23/2019	270	54,376.09	
1642592	2011581	10/23/2019	270	53,044.36	
1642607	2011602	10/23/2019	270	44,705.86	
1642614	2011611	10/23/2019	270	44,214.68	
1642659	2011683	10/23/2019	270	34,770.55	
1642589	2011578	10/23/2019	270	30,490.86	
1642603	2011598	10/23/2019	270	28,244.34	
1642610	2011605	10/23/2019	270	28,088.51	
1642631	2011637	10/23/2019	270	21,519.06	
1642601	2011596	10/23/2019	270	19,008.53	
1642624	2011627	10/23/2019	270	15,399.56	
1642613	2011610	10/23/2019	270	13,912.60	
1642605	2011600	10/23/2019	270	11,881.06	
1642633	2011642	10/23/2019	270	9,887.85	
1642648	2011659	10/23/2019	270	7,690.00	
1642602	2011597	10/23/2019	270	7,143.93	
1642539	192701004IRPCC A	10/23/2019	270	6,962.32	
1642538	192701003IFTA CC	10/23/2019	270	6,951.77	
1642580	2011569	10/23/2019	270	5,403.25	
1642660	2011684	10/23/2019	270	5,012.00	
1642571	2011560	10/23/2019	270	4,761.00	
1642576	2011565	10/23/2019	270	4,335.00	
1642588	2011577	10/23/2019	270	3,402.54	
1642564	2011551	10/23/2019	270	2,670.00	
1642635	2011644	10/23/2019	270	2,071.57	
1642561	2011545	10/23/2019	270	1,450.25	
1642587	2011576	10/23/2019	270	1,404.00	
1642572	2011561	10/23/2019	270	1,320.00	
1642566	2011555	10/23/2019	270	940.00	
1642585	2011574	10/23/2019	270	898.00	
1642581	2011570	10/23/2019	270	838.00	
1642590	2011579	10/23/2019	270	667.25	
1642574	2011563	10/23/2019	270	595.00	
1642567	2011556	10/23/2019	270	545.00	
1642565	2011553	10/23/2019	270	497.50	
1642661	2011688	10/23/2019	270	477.00	
1642582	2011571	10/23/2019	270	251.00	
1642593	2011582	10/23/2019	270	126.00	
1642562	2011547	10/23/2019	270	120.00	
1642586	2011575	10/23/2019	270	96.00	

Run Date: 1/2/2020
 Run Time: 11:52:29AM

Demand Account Activity

Start Date: 7/1/2019 End Date: 12/31/2019

Page: 109
 User: 0

Jnl. Entry	Ref #	Trx. Date	Ledger	Debit Amount	Credit Amount
1642594	2011583	10/23/2019	270	89.56	
1642584	2011573	10/23/2019	270	80.00	
1642542	192701007	10/23/2019	270	78.00	
1642575	2011564	10/23/2019	270	56.25	
1642578	2011567	10/23/2019	270	36.00	
1642569	2011558	10/23/2019	270	21.25	
1642577	2011566	10/23/2019	270	12.85	
1642525	CD ACH Bank Trans	10/23/2019	270		15,494,000.00
1642540	192701005	10/23/2019	270		30,620,870.95
1642541	192701006	10/23/2019	270		51,589,826.87
1642544	192701009	10/23/2019	270		8,724,736.86
1642545	192701010	10/23/2019	270		5,175,172.20
1642554	8008624 EFT REV 1	10/23/2019	270		40,291.33
1642663	192701021	10/23/2019	270		5,000,000.00
1643841	2011757	10/24/2019	270	55,985,798.57	
1643780	192701030	10/24/2019	270	50,000,000.00	
1643886	Back Out Journal Er	10/24/2019	270	50,000,000.00	
1643887	Correct Journal Entr	10/24/2019	270	50,000,000.00	
1643782	192701031	10/24/2019	270	22,000,000.00	
1643889	Correct Journal Entr	10/24/2019	270	18,932,985.75	
1642922	192701006	10/24/2019	270	16,000,000.00	
1643858	2011778	10/24/2019	270	9,570,800.58	
1643845	2011761	10/24/2019	270	8,088,534.25	
1643835	2011751	10/24/2019	270	921,414.28	
1643846	2011762	10/24/2019	270	747,280.82	
1643824	2011740	10/24/2019	270	497,013.05	
1643790	2011700	10/24/2019	270	355,082.90	
1643776	192701002CC AIRS	10/24/2019	270	252,413.70	
1643847	2011764	10/24/2019	270	243,352.07	
1643810	2011726	10/24/2019	270	238,274.03	
1643805	2011719	10/24/2019	270	236,205.70	
1643881	2011812	10/24/2019	270	187,314.13	
1643825	2011741	10/24/2019	270	169,608.09	
1643823	2011739	10/24/2019	270	133,145.54	
1643869	2011792	10/24/2019	270	123,070.00	
1643848	2011765	10/24/2019	270	121,815.71	
1643838	2011754	10/24/2019	270	116,626.90	
1643827	2011743	10/24/2019	270	78,820.79	
1643867	2011789	10/24/2019	270	62,233.69	
1643842	2011758	10/24/2019	270	59,006.83	
1643778	192701004IRP CC A	10/24/2019	270	46,930.76	
1643844	2011760	10/24/2019	270	42,534.60	
1643831	2011747	10/24/2019	270	37,847.39	
1643815	2011731	10/24/2019	270	35,810.96	
1643804	2011718	10/24/2019	270	24,990.92	
1643828	2011744	10/24/2019	270	19,930.71	
1643826	2011742	10/24/2019	270	17,990.97	
1643873	2011804	10/24/2019	270	17,395.00	
1643866	2011788	10/24/2019	270	15,212.08	
1643777	192701003IFTA CC	10/24/2019	270	13,301.09	
1642923	192701007	10/24/2019	270	10,117.00	
1643843	2011759	10/24/2019	270	9,171.24	
1643822	2011738	10/24/2019	270	7,878.81	
1643803	2011717	10/24/2019	270	7,685.00	
1643836	2011752	10/24/2019	270	6,598.46	
1643808	2011722	10/24/2019	270	5,915.00	

Run Date: 1/2/2020
 Run Time: 11:52:29AM

Demand Account Activity

Page: 110
 User: 0

Start Date: 7/1/2019 End Date: 12/31/2019

Jnl. Entry	Ref #	Trx. Date	Ledger	Debit Amount	Credit Amount
1643865	2011787	10/24/2019	270	5,055.35	
1643874	2011805	10/24/2019	270	4,600.00	
1643796	2011707	10/24/2019	270	4,274.25	
1643829	2011745	10/24/2019	270	4,156.43	
1643830	2011746	10/24/2019	270	4,114.74	
1643806	2011720	10/24/2019	270	3,905.08	
1643820	2011736	10/24/2019	270	2,767.99	
1643879	2011810	10/24/2019	270	1,957.10	
1643814	2011730	10/24/2019	270	1,875.70	
1643791	2011701	10/24/2019	270	1,505.00	
1643801	2011715	10/24/2019	270	1,497.50	
1643809	2011724	10/24/2019	270	1,277.50	
1643798	2011712	10/24/2019	270	1,270.00	
1643861	2011783	10/24/2019	270	694.00	
1643863	2011785	10/24/2019	270	616.00	
1643800	2011714	10/24/2019	270	505.00	
1643812	2011728	10/24/2019	270	482.99	
1643875	2011806	10/24/2019	270	420.00	
1643819	2011735	10/24/2019	270	241.21	
1643864	2011786	10/24/2019	270	164.00	
1643813	2011729	10/24/2019	270	133.02	
1643862	2011784	10/24/2019	270	130.00	
1643797	2011709	10/24/2019	270	120.00	
1643802	2011716	10/24/2019	270	118.25	
1643786	2011695	10/24/2019	270	38.80	
1643877	2011808	10/24/2019	270	20.00	
1643799	2011713	10/24/2019	270	12.75	
1643811	2011727	10/24/2019	270	10.53	
1643764	8008626 EFT REV 1	10/24/2019	270		10,289.47
1642921	192701005	10/24/2019	270		176,436,986.34
1642926	193001010	10/24/2019	270		10,262,156.89
1643768	192701018	10/24/2019	270		48,255,680.63
1643779	192701025	10/24/2019	270		50,000,000.00
1644177	192701020	10/25/2019	270	271,899,932.23	
1644147	192701010	10/25/2019	270	271,801,090.55	
1644164	192701001EFT AIRS	10/25/2019	270	25,374,249.41	
1643894	CD ACH Bank Trans	10/25/2019	270	5,000,000.00	
1644228	2011878	10/25/2019	270	4,933,768.43	
1644227	2011877	10/25/2019	270	1,484,906.69	
1644222	2011872	10/25/2019	270	762,297.50	
1644210	2011858	10/25/2019	270	676,094.99	
1644269	2011935	10/25/2019	270	630,970.26	
1644175	192701012	10/25/2019	270	411,435.71	
1644184	2011823	10/25/2019	270	280,483.00	
1644185	2011824	10/25/2019	270	218,822.93	
1644215	2011865	10/25/2019	270	144,898.41	
1644233	2011883	10/25/2019	270	134,206.85	
1644188	2011829	10/25/2019	270	124,742.88	
1644235	2011885	10/25/2019	270	104,495.62	
1644224	2011874	10/25/2019	270	97,597.06	
1644167	192701004IRPCC A	10/25/2019	270	96,290.77	
1644213	2011862	10/25/2019	270	57,902.61	
1644226	2011876	10/25/2019	270	54,859.00	
1644247	2011901	10/25/2019	270	39,173.51	
1644230	2011880	10/25/2019	270	29,163.37	
1644183	2011822	10/25/2019	270	24,470.34	

Run Date: 1/2/2020
 Run Time: 11:52:29AM

Demand Account Activity

Start Date: 7/1/2019 End Date: 12/31/2019

Page: 111
 User: 0

Jnl. Entry	Ref #	Trx. Date	Ledger	Debit Amount	Credit Amount
1644245	2011898	10/25/2019	270	18,195.79	
1644165	192701002CCAIRS	10/25/2019	270	15,610.69	
1644211	2011859	10/25/2019	270	12,430.00	
1644229	2011879	10/25/2019	270	12,328.02	
1644225	2011875	10/25/2019	270	9,660.96	
1644214	2011863	10/25/2019	270	8,700.83	
1644223	2011873	10/25/2019	270	8,483.86	
1644232	2011882	10/25/2019	270	6,292.72	
1644206	2011854	10/25/2019	270	5,849.41	
1644205	2011852	10/25/2019	270	5,636.31	
1644182	2011821	10/25/2019	270	4,404.73	
1644268	2011934	10/25/2019	270	4,274.00	
1644166	192701003IFTA CC	10/25/2019	270	3,511.70	
1644219	2011869	10/25/2019	270	3,374.07	
1644196	2011840	10/25/2019	270	3,125.00	
1644186	2011825	10/25/2019	270	2,425.00	
1644189	2011830	10/25/2019	270	2,346.00	
1644207	2011855	10/25/2019	270	1,944.65	
1644193	2011837	10/25/2019	270	1,680.00	
1644202	2011848	10/25/2019	270	1,274.00	
1644220	2011870	10/25/2019	270	1,174.53	
1644266	2011932	10/25/2019	270	515.00	
1644270	2011936	10/25/2019	270	427.70	
1644199	2011844	10/25/2019	270	333.25	
1644234	2011884	10/25/2019	270	222.00	
1644265	2011931	10/25/2019	270	170.00	
1644212	2011860	10/25/2019	270	149.75	
1644191	2011833	10/25/2019	270	120.00	
1644267	2011933	10/25/2019	270	56.25	
1644216	2011866	10/25/2019	270	18.56	
1644231	2011881	10/25/2019	270	12.90	
1643891	CD ACH Bank Trans	10/25/2019	270		62,783,000.00
1644146	8008627 EFT REV 1	10/25/2019	270		113,981.75
1644172	192701009	10/25/2019	270		4,852,132.22
1644173	192721010	10/25/2019	270		168,566,873.80
1644174	192701011	10/25/2019	270		50,000,000.00
1644272	192701026	10/25/2019	270		26,000,000.00
1644275	Back Out Journal Er	10/25/2019	270		271,801,090.55
1644717	202701007 AIRS TA	10/28/2019	270	43,049,367.91	
1644796	2012015	10/28/2019	270	8,661,082.16	
1644723	203001004	10/28/2019	270	3,000,000.00	
1644770	2011983	10/28/2019	270	1,907,379.52	
1644722	202301001	10/28/2019	270	1,000,000.00	
1644827	2012050	10/28/2019	270	1,000,000.00	
1644802	2012022	10/28/2019	270	709,589.33	
1644800	2012019	10/28/2019	270	574,869.00	
1644834	2012057	10/28/2019	270	529,500.00	
1644832	2012055	10/28/2019	270	477,000.00	
1644782	2011997	10/28/2019	270	228,921.56	
1644759	2011972	10/28/2019	270	158,817.00	
1644761	2011974	10/28/2019	270	140,466.39	
1644745	2011958	10/28/2019	270	134,739.51	
1644762	2011975	10/28/2019	270	90,468.07	
1644736	2011948	10/28/2019	270	60,109.18	
1644741	2011954	10/28/2019	270	43,351.60	
1644763	2011976	10/28/2019	270	34,700.59	

Run Date: 1/2/2020
 Run Time: 11:52:29AM

Demand Account Activity

Page: 112
 User: 0

Start Date: 7/1/2019 End Date: 12/31/2019

Jnl. Entry	Ref #	Trx. Date	Ledger	Debit Amount	Credit Amount
1644815	2012038	10/28/2019	270	34,068.46	
1644833	2012056	10/28/2019	270	21,542.90	
1644826	2012049	10/28/2019	270	18,733.17	
1644740	2011953	10/28/2019	270	17,816.00	
1644764	2011977	10/28/2019	270	17,533.19	
1644746	2011959	10/28/2019	270	14,854.54	
1644799	2012018	10/28/2019	270	11,330.00	
1644808	2012031	10/28/2019	270	9,686.25	
1644804	2012025	10/28/2019	270	9,055.06	
1644718	202701008 AIRS TA	10/28/2019	270	7,761.94	
1644747	2011960	10/28/2019	270	7,355.80	
1644766	2011979	10/28/2019	270	6,605.00	
1644720	202701010 AIRS DE	10/28/2019	270	5,301.77	
1644825	2012048	10/28/2019	270	4,858.04	
1644778	2011993	10/28/2019	270	4,346.00	
1644813	2012036	10/28/2019	270	4,324.00	
1644787	2012004	10/28/2019	270	3,564.24	
1644732	2011942	10/28/2019	270	2,765.00	
1644735	2011947	10/28/2019	270	2,482.57	
1644794	2012012	10/28/2019	270	2,116.92	
1644769	2011982	10/28/2019	270	1,948.96	
1644278	2011937	10/28/2019	270	1,753.25	
1644753	2011966	10/28/2019	270	1,588.83	
1644742	2011955	10/28/2019	270	1,433.66	
1644719	202701009 AIRS DE	10/28/2019	270	1,358.41	
1644734	2011945	10/28/2019	270	1,106.50	
1644749	2011962	10/28/2019	270	805.24	
1644733	2011944	10/28/2019	270	720.00	
1644814	2012037	10/28/2019	270	665.00	
1644743	2011956	10/28/2019	270	639.00	
1644738	2011951	10/28/2019	270	628.00	
1644811	2012034	10/28/2019	270	615.00	
1644748	2011961	10/28/2019	270	500.24	
1644812	2012035	10/28/2019	270	490.50	
1644774	2011989	10/28/2019	270	474.84	
1644767	2011980	10/28/2019	270	238.90	
1644744	2011957	10/28/2019	270	162.00	
1644730	2011939	10/28/2019	270	140.00	
1644737	2011950	10/28/2019	270	50.00	
1644820	2012043	10/28/2019	270	41.42	
1644279	CD ACH Bank Trans	10/28/2019	270		7,420,000.00
1644715	DFA EFT REV 10/28	10/28/2019	270		47,977.37
1644721	202701001	10/28/2019	270		7,097,385.30
1644724	202701002	10/28/2019	270		11,270,699.54
1644727	202701003	10/28/2019	270		31,889,911.11
1644835	202701006	10/28/2019	270		5,000,000.00
1645196	202751001	10/29/2019	270	27,000,000.00	
1644851	202701007 AIRS TA	10/29/2019	270	22,171,094.43	
1644841	CD ACH Bank Trans	10/29/2019	270	14,325,000.00	
1644857	203001003	10/29/2019	270	7,000,000.00	
1645145	2012116	10/29/2019	270	3,267,906.82	
1645147	2012121	10/29/2019	270	905,524.12	
1645166	2012145	10/29/2019	270	337,895.85	
1645154	2012129	10/29/2019	270	266,529.34	
1645172	2012153	10/29/2019	270	182,555.41	
1645156	2012132	10/29/2019	270	132,215.58	

Run Date: 1/2/2020
 Run Time: 11:52:29AM

Demand Account Activity

Page: 113
 User: 0

Start Date: 7/1/2019 End Date: 12/31/2019

Jnl. Entry	Ref #	Trx. Date	Ledger	Debit Amount	Credit Amount
1645127	2012093	10/29/2019	270	111,144.62	
1645141	2012107	10/29/2019	270	109,096.95	
1644852	202701008	10/29/2019	270	60,683.06	
1645152	2012127	10/29/2019	270	40,941.37	
1645151	2012126	10/29/2019	270	37,104.66	
1645118	2012078	10/29/2019	270	32,258.44	
1645119	2012079	10/29/2019	270	26,990.75	
1645171	2012150	10/29/2019	270	25,285.75	
1645107	2012059	10/29/2019	270	23,946.49	
1645136	2012102	10/29/2019	270	15,939.17	
1645123	2012083	10/29/2019	270	15,351.38	
1645109	2012061	10/29/2019	270	15,091.55	
1645153	2012128	10/29/2019	270	10,934.26	
1644855	202701011 AIRS DE	10/29/2019	270	10,620.00	
1644854	202701010 AIRS DE	10/29/2019	270	9,429.92	
1644853	2027701009 AIRS C	10/29/2019	270	6,684.15	
1645148	2012123	10/29/2019	270	6,061.80	
1645163	2012141	10/29/2019	270	3,887.00	
1645167	2012146	10/29/2019	270	3,480.37	
1645116	2012074	10/29/2019	270	2,840.00	
1645162	2012138	10/29/2019	270	2,419.75	
1645106	2012058	10/29/2019	270	2,054.37	
1645113	2012068	10/29/2019	270	1,273.75	
1645138	2012104	10/29/2019	270	1,174.00	
1645110	2012062	10/29/2019	270	1,170.00	
1645131	2012097	10/29/2019	270	1,050.00	
1645115	2012073	10/29/2019	270	1,030.00	
1645133	2012099	10/29/2019	270	634.00	
1645137	2012103	10/29/2019	270	556.96	
1645111	2012063	10/29/2019	270	520.00	
1645117	2012076	10/29/2019	270	464.50	
1645135	2012101	10/29/2019	270	455.93	
1645139	2012105	10/29/2019	270	444.00	
1645112	2012064	10/29/2019	270	348.25	
1645149	2012124	10/29/2019	270	320.10	
1645132	2012098	10/29/2019	270	275.00	
1645143	2012113	10/29/2019	270	216.00	
1645114	2012070	10/29/2019	270	160.00	
1645134	2012100	10/29/2019	270	108.00	
1645108	2012060	10/29/2019	270	33.79	
1644840	CD ACH Bank Trans	10/29/2019	270		14,000,000.00
1644860	DFA EFT REV 10/29	10/29/2019	270		2,342.80
1644856	202701001	10/29/2019	270		9,934,981.11
1644858	202701002	10/29/2019	270		20,505,491.66
1645186	202701002	10/29/2019	270		31,931,612.75
1645478	203981001	10/30/2019	270	181,672,026.96	
1645208	202701007 AIRS TA	10/30/2019	270	5,735,951.07	
1645215	203001003	10/30/2019	270	5,000,000.00	
1645516	2012246	10/30/2019	270	4,390,026.31	
1645561	202301001	10/30/2019	270	4,000,000.00	
1645557	2012308	10/30/2019	270	322,000.00	
1645510	2012238	10/30/2019	270	229,396.02	
1645519	2012254	10/30/2019	270	204,095.35	
1645506	2012227	10/30/2019	270	193,821.35	
1645209	202701008 AIRS TA	10/30/2019	270	169,561.72	
1645488	2012190	10/30/2019	270	118,518.47	

Run Date: 1/2/2020
 Run Time: 11:52:29AM

Demand Account Activity

Page: 114
 User: 0

Start Date: 7/1/2019 End Date: 12/31/2019

Jnl. Entry	Ref #	Trx. Date	Ledger	Debit Amount	Credit Amount
1645559	2012310	10/30/2019	270	82,931.88	
1645503	2012217	10/30/2019	270	81,631.36	
1645556	2012307	10/30/2019	270	71,565.58	
1645509	2012236	10/30/2019	270	56,729.58	
1645490	2012198	10/30/2019	270	53,322.19	
1645492	2012201	10/30/2019	270	53,262.01	
1645484	2012177	10/30/2019	270	48,833.61	
1645507	2012233	10/30/2019	270	45,647.00	
1645486	2012182	10/30/2019	270	44,179.11	
1645520	2012255	10/30/2019	270	30,318.69	
1645515	2012245	10/30/2019	270	21,291.07	
1645211	202701009 AIRS DE	10/30/2019	270	18,322.69	
1645538	2012284	10/30/2019	270	9,922.00	
1645487	2012184	10/30/2019	270	6,875.00	
1645529	2012272	10/30/2019	270	6,822.90	
1645489	2012192	10/30/2019	270	5,404.34	
1645485	2012181	10/30/2019	270	5,000.00	
1645558	2012309	10/30/2019	270	4,709.06	
1645212	202701010 AIRS DE	10/30/2019	270	4,178.60	
1645496	2012208	10/30/2019	270	2,520.00	
1645531	2012274	10/30/2019	270	2,511.25	
1645536	2012282	10/30/2019	270	2,450.73	
1645533	2012276	10/30/2019	270	1,822.74	
1645555	2012304	10/30/2019	270	1,603.00	
1645522	2012257	10/30/2019	270	1,524.44	
1645540	2012286	10/30/2019	270	1,490.00	
1645497	2012210	10/30/2019	270	1,086.00	
1645495	2012207	10/30/2019	270	890.00	
1645541	2012287	10/30/2019	270	810.00	
1645505	2012226	10/30/2019	270	766.00	
1645493	2012202	10/30/2019	270	706.00	
1645504	2012224	10/30/2019	270	284.38	
1645213	202701011 AIRS DE	10/30/2019	270	100.00	
1645512	2012240	10/30/2019	270	62.00	
1645539	2012285	10/30/2019	270	62.00	
1645494	2012204	10/30/2019	270	60.00	
1645491	2012200	10/30/2019	270	25.00	
1645514	2012243	10/30/2019	270	8.30	
1644839	CD ACH Bank Trans	10/30/2019	270		3,186,000.00
1645199	Various Chargeback	10/30/2019	270		450.00
1645475	DFA EFT REV 10/30	10/30/2019	270		12,758.00
1645214	202701001	10/30/2019	270		25.88
1645216	202701002	10/30/2019	270		5,710,415.02
1645217	202701003	10/30/2019	270		178,993,886.95
1645560	202701005	10/30/2019	270		14,000,000.00
1646091	2012404	10/31/2019	270	40,603,969.33	
1646005	203001003	10/31/2019	270	35,000,000.00	
1646054	2012329	10/31/2019	270	2,270,942.06	
1645999	202701007 AIRS TA	10/31/2019	270	2,131,143.88	
1646042	2012312	10/31/2019	270	1,424,966.04	
1646065	2012367	10/31/2019	270	431,363.11	
1646041	2012311	10/31/2019	270	398,000.00	
1646090	2012400	10/31/2019	270	172,615.68	
1646086	2012395	10/31/2019	270	159,239.79	
1646077	2012380	10/31/2019	270	50,707.42	
1646074	2012377	10/31/2019	270	36,098.49	

Run Date: 1/2/2020
 Run Time: 11:52:29AM

Demand Account Activity

Page: 115
 User: 0

Start Date: 7/1/2019 End Date: 12/31/2019

Jnl. Entry	Ref #	Trx. Date	Ledger	Debit Amount	Credit Amount
1646001	202701009 AIRS D€	10/31/2019	270	21,157.76	
1646000	202701008 AIRS D€	10/31/2019	270	18,625.67	
1646046	2012316	10/31/2019	270	16,784.09	
1646121	2012440	10/31/2019	270	16,510.60	
1646080	2012388	10/31/2019	270	12,390.00	
1646079	2012386	10/31/2019	270	10,435.17	
1646088	2012398	10/31/2019	270	8,483.70	
1646072	2012374	10/31/2019	270	7,357.33	
1646050	2012323	10/31/2019	270	5,545.00	
1646111	2012430	10/31/2019	270	5,295.60	
1646070	2012372	10/31/2019	270	5,136.00	
1646114	2012433	10/31/2019	270	4,748.00	
1646078	2012385	10/31/2019	270	4,146.98	
1646128	2012447	10/31/2019	270	4,075.00	
1646047	2012317	10/31/2019	270	3,543.25	
1646053	2012328	10/31/2019	270	2,743.60	
1646049	2012322	10/31/2019	270	1,970.00	
1646092	2012406	10/31/2019	270	1,331.43	
1646089	2012399	10/31/2019	270	1,222.34	
1646112	2012431	10/31/2019	270	977.50	
1646003	202701002	10/31/2019	270	728.42	
1646045	2012315	10/31/2019	270	326.58	
1646052	2012327	10/31/2019	270	240.51	
1646051	2012325	10/31/2019	270	208.25	
1646113	2012432	10/31/2019	270	150.00	
1646048	2012319	10/31/2019	270	140.00	
1646110	2012429	10/31/2019	270	76.25	
1646122	2012441	10/31/2019	270	33.95	
1646043	2012313	10/31/2019	270	30.00	
1646044	2012314	10/31/2019	270	13.00	
1646071	2012373	10/31/2019	270	2.07	
1646002	202701001	10/31/2019	270		41,836,615.00
1646004	202701003	10/31/2019	270		4,647,972.77
1646013	202701004	10/31/2019	270		10,939,351.18
1646031	202701006	10/31/2019	270		25,000,000.00
1646369	203981101	11/1/2019	270	96,742,541.80	
1646163	CD ACH Bank Trans	11/1/2019	270	31,000,000.00	
1646415	2012513	11/1/2019	270	3,064,700.73	
1646420	2012518	11/1/2019	270	1,173,873.32	
1646366	203001103	11/1/2019	270	1,000,000.00	
1646473	203001104	11/1/2019	270	1,000,000.00	
1646383	2012470	11/1/2019	270	154,280.31	
1646423	2012522	11/1/2019	270	104,896.45	
1646425	2012524	11/1/2019	270	99,969.00	
1646429	2012528	11/1/2019	270	83,635.61	
1646377	2012463	11/1/2019	270	75,004.14	
1646380	2012467	11/1/2019	270	34,490.38	
1646424	2012523	11/1/2019	270	32,178.55	
1646413	2012510	11/1/2019	270	26,374.69	
1646438	2012540	11/1/2019	270	22,380.51	
1646435	2012535	11/1/2019	270	20,600.00	
1646382	2012469	11/1/2019	270	19,125.00	
1646421	2012520	11/1/2019	270	18,285.48	
1646391	2012485	11/1/2019	270	18,044.57	
1646439	2012543	11/1/2019	270	17,111.23	
1646384	2012473	11/1/2019	270	14,057.65	

Run Date: 1/2/2020
 Run Time: 11:52:29AM

Demand Account Activity

Start Date: 7/1/2019 End Date: 12/31/2019

Page: 116
 User: 0

Jnl. Entry	Ref #	Trx. Date	Ledger	Debit Amount	Credit Amount
1646427	2012526	11/1/2019	270	13,667.41	
1646396	2012490	11/1/2019	270	11,970.87	
1646414	2012511	11/1/2019	270	10,630.00	
1646376	2012459	11/1/2019	270	7,762.31	
1646426	2012525	11/1/2019	270	7,178.53	
1646378	2012465	11/1/2019	270	6,922.81	
1646453	2012559	11/1/2019	270	5,920.00	
1646430	2012529	11/1/2019	270	5,646.03	
1646416	2012514	11/1/2019	270	5,211.65	
1646443	2012549	11/1/2019	270	3,561.00	
1646389	2012481	11/1/2019	270	2,830.00	
1646385	2012474	11/1/2019	270	2,749.00	
1646388	2012480	11/1/2019	270	1,830.00	
1646390	2012483	11/1/2019	270	1,342.75	
1646442	2012546	11/1/2019	270	1,164.50	
1646364	202701101	11/1/2019	270	595.00	
1646437	2012538	11/1/2019	270	493.38	
1646440	2012544	11/1/2019	270	435.00	
1646392	2012486	11/1/2019	270	366.00	
1646381	2012468	11/1/2019	270	250.00	
1646450	2012556	11/1/2019	270	240.00	
1646387	2012477	11/1/2019	270	180.00	
1646422	2012521	11/1/2019	270	144.73	
1646469	2012578	11/1/2019	270	143.91	
1646459	2012565	11/1/2019	270	140.00	
1646393	2012487	11/1/2019	270	120.00	
1646449	2012555	11/1/2019	270	100.00	
1646448	2012554	11/1/2019	270	75.00	
1646375	2012458	11/1/2019	270	60.00	
1646419	2012517	11/1/2019	270	20.48	
1646162	CD ACH Bank Trans	11/1/2019	270		1,686,000.00
1646365	202701102	11/1/2019	270		14,756,790.86
1646367	202701103	11/1/2019	270		89,496,696.08
1646374	202701104	11/1/2019	270		30,000,000.00
1646816	202751101	11/4/2019	270	23,000,000.00	
1646483	202701107 AIRS TA	11/4/2019	270	9,951,266.59	
1646491	203001103	11/4/2019	270	8,000,000.00	
1646813	202101101	11/4/2019	270	3,000,000.00	
1646770	2012645	11/4/2019	270	353,443.90	
1646755	2012625	11/4/2019	270	351,235.87	
1646742	2012603	11/4/2019	270	195,332.26	
1646734	2012595	11/4/2019	270	159,895.39	
1646767	2012640	11/4/2019	270	133,332.09	
1646485	202701108 AIRS TA	11/4/2019	270	114,806.14	
1646739	2012600	11/4/2019	270	58,809.60	
1646486	202701109 AIRS DE	11/4/2019	270	53,242.22	
1646756	2012627	11/4/2019	270	52,079.62	
1646768	2012641	11/4/2019	270	43,798.30	
1646771	2012646	11/4/2019	270	36,803.41	
1646487	202701110 AIRS DS	11/4/2019	270	28,031.73	
1646807	2012690	11/4/2019	270	26,923.94	
1646753	2012617	11/4/2019	270	18,548.13	
1646743	2012604	11/4/2019	270	17,088.98	
1646735	2012596	11/4/2019	270	15,471.41	
1646774	2012650	11/4/2019	270	11,018.49	
1646740	2012601	11/4/2019	270	10,000.00	

Run Date: 1/2/2020
 Run Time: 11:52:29AM

Demand Account Activity

Start Date: 7/1/2019 End Date: 12/31/2019

Page: 117
 User: 0

Jnl. Entry	Ref #	Trx. Date	Ledger	Debit Amount	Credit Amount
1646777	2012657	11/4/2019	270	8,268.74	
1646811	Back Out Journal Er	11/4/2019	270	8,248.50	
1646782	2012665	11/4/2019	270	8,179.50	
1646814	Back Out Journal Er	11/4/2019	270	8,077.50	
1646738	2012599	11/4/2019	270	7,610.78	
1646762	2012633	11/4/2019	270	5,893.17	
1646733	2012585	11/4/2019	270	5,641.00	
1646792	2012675	11/4/2019	270	5,285.00	
1646781	2012664	11/4/2019	270	4,783.56	
1646754	2012624	11/4/2019	270	4,000.65	
1646758	2012629	11/4/2019	270	2,438.06	
1646741	2012602	11/4/2019	270	2,300.00	
1646745	2012606	11/4/2019	270	2,277.06	
1646736	2012597	11/4/2019	270	1,260.00	
1646761	2012632	11/4/2019	270	1,207.57	
1646788	2012671	11/4/2019	270	1,077.50	
1646757	2012628	11/4/2019	270	798.00	
1646759	2012630	11/4/2019	270	634.00	
1646760	2012631	11/4/2019	270	142.00	
1646763	2012634	11/4/2019	270	139.16	
1646488	202701111 AIRS DS	11/4/2019	270	100.00	
1646786	2012669	11/4/2019	270	96.25	
1646787	2012670	11/4/2019	270	80.00	
1646766	2012639	11/4/2019	270	74.69	
1646489	202701101	11/4/2019	270	55.00	
1646737	2012598	11/4/2019	270	4.25	
1646764	2012635	11/4/2019	270	4.06	
1646475	CD ACH Bank Trans	11/4/2019	270		3,000,000.00
1646673	Various Chargeback	11/4/2019	270		8,248.50
1646490	202701102	11/4/2019	270		5,304,592.86
1646492	202701103	11/4/2019	270		4,765,771.44
1646666	202701104	11/4/2019	270		32,524,814.11
1646812	Correct Journal Entr	11/4/2019	270		8,077.50
1647089	204721101	11/5/2019	270	30,000,000.00	
1647079	202701107 AIRS TA	11/5/2019	270	13,574,198.48	
1647085	203001103	11/5/2019	270	7,000,000.00	
1647115	2012723	11/5/2019	270	4,165,340.48	
1647165	2012790	11/5/2019	270	1,596,313.34	
1647062	CD ACH Bank Trans	11/5/2019	270	1,000,000.00	
1647159	2012784	11/5/2019	270	745,578.09	
1647131	2012743	11/5/2019	270	631,808.79	
1647128	2012738	11/5/2019	270	553,619.21	
1647140	2012753	11/5/2019	270	299,930.33	
1647132	2012745	11/5/2019	270	266,907.36	
1647146	2012764	11/5/2019	270	200,000.00	
1647134	2012747	11/5/2019	270	179,934.23	
1647154	2012776	11/5/2019	270	150,000.00	
1647138	2012751	11/5/2019	270	143,266.69	
1647120	2012728	11/5/2019	270	103,816.84	
1647150	2012769	11/5/2019	270	100,666.32	
1647119	2012727	11/5/2019	270	98,355.26	
1647163	2012788	11/5/2019	270	89,000.00	
1647106	2012714	11/5/2019	270	81,757.00	
1647162	2012787	11/5/2019	270	70,599.70	
1647177	2012813	11/5/2019	270	64,071.48	
1647149	2012767	11/5/2019	270	52,824.91	

Run Date: 1/2/2020
 Run Time: 11:52:29AM

Demand Account Activity

Start Date: 7/1/2019 End Date: 12/31/2019

Page: 118
 User: 0

Jnl. Entry	Ref #	Trx. Date	Ledger	Debit Amount	Credit Amount
1647174	2012809	11/5/2019	270	50,443.00	
1647122	2012729	11/5/2019	270	43,787.23	
1647125	2012733	11/5/2019	270	28,265.18	
1647176	2012812	11/5/2019	270	28,094.44	
1647081	202701109 AIRS DS	11/5/2019	270	27,977.32	
1647127	2012735	11/5/2019	270	25,982.96	
1647113	2012721	11/5/2019	270	23,759.02	
1647126	2012734	11/5/2019	270	22,800.00	
1647080	202701108 AIRS TA	11/5/2019	270	21,222.22	
1647083	202701110 AIRS DS	11/5/2019	270	20,717.27	
1647114	2012722	11/5/2019	270	20,710.49	
1647123	2012731	11/5/2019	270	19,175.68	
1647142	2012760	11/5/2019	270	18,017.25	
1647124	2012732	11/5/2019	270	15,527.25	
1647160	2012785	11/5/2019	270	15,504.96	
1647105	2012713	11/5/2019	270	14,058.96	
1647155	2012777	11/5/2019	270	8,033.42	
1647103	2012702	11/5/2019	270	7,292.25	
1647197	2012836	11/5/2019	270	5,660.00	
1647141	2012759	11/5/2019	270	4,663.15	
1647194	2012833	11/5/2019	270	4,572.00	
1647145	2012763	11/5/2019	270	4,463.69	
1647178	2012814	11/5/2019	270	2,270.00	
1647143	2012761	11/5/2019	270	2,134.61	
1647147	2012765	11/5/2019	270	1,768.14	
1647110	2012718	11/5/2019	270	1,350.00	
1647167	2012792	11/5/2019	270	1,185.20	
1647129	2012739	11/5/2019	270	1,151.07	
1647192	2012831	11/5/2019	270	771.00	
1647181	2012817	11/5/2019	270	702.00	
1647191	2012830	11/5/2019	270	677.50	
1647104	2012712	11/5/2019	270	530.00	
1647196	2012835	11/5/2019	270	500.00	
1647144	2012762	11/5/2019	270	420.00	
1647193	2012832	11/5/2019	270	375.00	
1647195	2012834	11/5/2019	270	350.00	
1647198	2012837	11/5/2019	270	285.00	
1647109	2012717	11/5/2019	270	180.00	
1647161	2012786	11/5/2019	270	175.00	
1647179	2012815	11/5/2019	270	160.00	
1647180	2012816	11/5/2019	270	150.00	
1647107	2012715	11/5/2019	270	148.82	
1647108	2012716	11/5/2019	270	70.00	
1647112	2012720	11/5/2019	270	70.00	
1647175	2012811	11/5/2019	270	70.00	
1647148	2012766	11/5/2019	270	51.25	
1647199	2012838	11/5/2019	270	50.00	
1647111	2012719	11/5/2019	270	4.25	
1647061	CD ACH Bank Trans	11/5/2019	270		31,000,000.00
1647067	RETURN ITEM/VAR	11/5/2019	270		8,355.40
1647068	8008634 EFT REV 1	11/5/2019	270		25,016.39
1647084	202701101	11/5/2019	270		0.04
1647086	202701102	11/5/2019	270		12,527,781.71
1647087	202701103	11/5/2019	270		15,664,573.31
1647093	202701104	11/5/2019	270		77,972.22
1647096	202701106	11/5/2019	270		2,000,000.00

Run Date: 1/2/2020
 Run Time: 11:52:29AM

Demand Account Activity

Start Date: 7/1/2019 End Date: 12/31/2019

Page: 119
 User: 0

Jnl. Entry	Ref #	Trx. Date	Ledger	Debit Amount	Credit Amount
1647550	2012858	11/6/2019	270	36,750,554.36	
1647508	202701107 AIRS TA	11/6/2019	270	8,497,188.61	
1647514	202301101	11/6/2019	270	6,000,000.00	
1647515	203001103	11/6/2019	270	6,000,000.00	
1647519	204721101	11/6/2019	270	2,081,960.93	
1647571	2012880	11/6/2019	270	1,191,977.67	
1647625	2012962	11/6/2019	270	1,050,000.00	
1647572	2012881	11/6/2019	270	886,425.32	
1647581	2012900	11/6/2019	270	483,281.20	
1647545	2012852	11/6/2019	270	377,320.64	
1647201	CD ACH Bank Trans	11/6/2019	270	340,000.00	
1647557	2012865	11/6/2019	270	186,601.12	
1647556	2012864	11/6/2019	270	138,505.28	
1647531	Correct Journal Entr	11/6/2019	270	125,990.67	
1647511	202701110 AIRS DS	11/6/2019	270	122,326.76	
1647563	2012871	11/6/2019	270	97,344.59	
1647570	2012879	11/6/2019	270	93,997.75	
1647564	2012873	11/6/2019	270	86,337.47	
1647565	2012874	11/6/2019	270	85,143.45	
1647509	202701108 AIRS TA	11/6/2019	270	78,562.31	
1647546	2012854	11/6/2019	270	29,899.42	
1647573	2012882	11/6/2019	270	18,248.48	
1647591	2012914	11/6/2019	270	10,284.86	
1647599	2012922	11/6/2019	270	8,924.86	
1647583	2012902	11/6/2019	270	8,562.55	
1647575	2012884	11/6/2019	270	8,171.33	
1647580	2012890	11/6/2019	270	6,283.00	
1647587	2012907	11/6/2019	270	4,984.83	
1647609	2012944	11/6/2019	270	4,520.25	
1647553	2012861	11/6/2019	270	4,417.42	
1647582	2012901	11/6/2019	270	3,432.18	
1647598	2012921	11/6/2019	270	3,083.84	
1647560	2012868	11/6/2019	270	2,672.83	
1647574	2012883	11/6/2019	270	1,219.29	
1647567	2012876	11/6/2019	270	1,048.00	
1647561	2012869	11/6/2019	270	850.48	
1647588	2012908	11/6/2019	270	832.49	
1647626	2012963	11/6/2019	270	683.54	
1647549	2012857	11/6/2019	270	665.03	
1647568	2012877	11/6/2019	270	480.00	
1647554	2012862	11/6/2019	270	390.00	
1647585	2012905	11/6/2019	270	368.21	
1647552	2012860	11/6/2019	270	354.00	
1647569	2012878	11/6/2019	270	250.00	
1647566	2012875	11/6/2019	270	89.42	
1647555	2012863	11/6/2019	270	69.53	
1647551	2012859	11/6/2019	270	48.00	
1647512	202701101	11/6/2019	270	22.00	
1647527	DFA EFT REV 11/6/	11/6/2019	270		11,459.34
1647528	E Ticket Reversal 11	11/6/2019	270		325.00
1647513	202701103	11/6/2019	270		36,750,554.36
1647517	202701104	11/6/2019	270		11,915,913.78
1647518	202701105	11/6/2019	270		5,892,895.98
1647523	202701106	11/6/2019	270		1,966,368.89
1647628	202701101	11/6/2019	270		8,000,000.00
1648728	2013031	11/7/2019	270	278,014,289.65	

Run Date: 1/2/2020
 Run Time: 11:52:29AM

Demand Account Activity

Start Date: 7/1/2019 End Date: 12/31/2019

Page: 120
 User: 0

Jnl. Entry	Ref #	Trx. Date	Ledger	Debit Amount	Credit Amount
1648666	203001104	11/7/2019	270	12,000,000.00	
1648661	202701107 AIRS TA	11/7/2019	270	6,647,662.34	
1647636	CD ACH Bank Trans	11/7/2019	270	2,000,000.00	
1648724	2013027	11/7/2019	270	816,289.46	
1648727	2013030	11/7/2019	270	767,919.28	
1648734	2013038	11/7/2019	270	483,880.81	
1648754	2013059	11/7/2019	270	361,904.32	
1648777	2013090	11/7/2019	270	244,478.32	
1648695	2012985	11/7/2019	270	169,691.05	
1648726	2013029	11/7/2019	270	158,448.18	
1648662	202701108 AIRS TA	11/7/2019	270	139,573.49	
1648698	2012988	11/7/2019	270	83,812.13	
1648663	202701109 AIRS DS	11/7/2019	270	74,580.84	
1648755	2013062	11/7/2019	270	57,159.45	
1648730	2013034	11/7/2019	270	52,354.54	
1648743	2013047	11/7/2019	270	49,878.56	
1648664	202701110 AIRS DS	11/7/2019	270	24,955.02	
1648718	2013012	11/7/2019	270	15,795.25	
1648751	2013056	11/7/2019	270	14,879.73	
1648745	2013050	11/7/2019	270	14,052.37	
1648684	2012974	11/7/2019	270	13,460.00	
1648692	2012982	11/7/2019	270	11,004.74	
1648696	2012986	11/7/2019	270	9,685.00	
1648732	2013036	11/7/2019	270	9,262.34	
1648699	2012990	11/7/2019	270	8,919.77	
1648700	2012991	11/7/2019	270	8,204.24	
1648682	2012972	11/7/2019	270	7,878.81	
1648683	2012973	11/7/2019	270	7,570.00	
1648753	2013058	11/7/2019	270	5,437.75	
1648748	2013053	11/7/2019	270	5,185.00	
1648701	2012992	11/7/2019	270	4,137.01	
1648687	2012977	11/7/2019	270	3,677.42	
1648712	2013006	11/7/2019	270	3,518.23	
1648693	2012983	11/7/2019	270	3,076.47	
1648689	2012979	11/7/2019	270	2,950.00	
1648702	2012993	11/7/2019	270	2,923.65	
1648714	2013008	11/7/2019	270	2,899.62	
1648738	2013042	11/7/2019	270	2,843.84	
1648707	2012998	11/7/2019	270	2,576.25	
1648697	2012987	11/7/2019	270	2,301.23	
1648713	2013007	11/7/2019	270	1,938.75	
1648716	2013010	11/7/2019	270	1,560.00	
1648691	2012981	11/7/2019	270	1,200.00	
1648705	2012996	11/7/2019	270	1,170.00	
1648715	2013009	11/7/2019	270	1,000.00	
1648665	202701101	11/7/2019	270	824.53	
1648690	2012980	11/7/2019	270	688.83	
1648746	2013051	11/7/2019	270	642.50	
1648706	2012997	11/7/2019	270	626.00	
1648708	2013001	11/7/2019	270	445.04	
1648717	2013011	11/7/2019	270	445.00	
1648733	2013037	11/7/2019	270	299.00	
1648711	2013005	11/7/2019	270	270.00	
1648731	2013035	11/7/2019	270	232.40	
1648766	2013076	11/7/2019	270	210.00	
1648709	2013002	11/7/2019	270	118.00	

Run Date: 1/2/2020
 Run Time: 11:52:29AM

Demand Account Activity

Page: 121
 User: 0

Start Date: 7/1/2019 End Date: 12/31/2019

Jnl. Entry	Ref #	Trx. Date	Ledger	Debit Amount	Credit Amount
1648694	2012984	11/7/2019	270	103.31	
1648685	2012975	11/7/2019	270	90.00	
1648747	2013052	11/7/2019	270	80.00	
1648719	2013022	11/7/2019	270	37.70	
1648688	2012978	11/7/2019	270	30.00	
1648750	2013055	11/7/2019	270	20.00	
1648686	2012976	11/7/2019	270	12.75	
1647632	RETURNED ITEMS	11/7/2019	270		50.00
1647635	CD ACH Bank Trans	11/7/2019	270		2,845,000.00
1648675	8008644 EFT REV	11/7/2019	270		16,433.61
1648667	202701102	11/7/2019	270		6,670,865.31
1648668	202701103	11/7/2019	270		5,148,225.39
1648669	202701104	11/7/2019	270		286,955,701.95
1648795	203981102	11/8/2019	270	413,029,650.00	
1648794	203981101	11/8/2019	270	24,550,000.00	
1648807	202701107 AIRS TA	11/8/2019	270	9,496,058.50	
1648780	CD ACH Bank Trans	11/8/2019	270	7,395,000.00	
1648790	203001104	11/8/2019	270	5,000,000.00	
1648864	2013158	11/8/2019	270	4,887,269.32	
1648869	2013164	11/8/2019	270	3,542,079.04	
1648868	2013162	11/8/2019	270	3,004,830.93	
1648871	2013169	11/8/2019	270	748,202.14	
1648855	2013149	11/8/2019	270	458,241.89	
1648844	2013133	11/8/2019	270	380,615.66	
1648898	2013209	11/8/2019	270	336,519.03	
1648856	2013150	11/8/2019	270	305,179.28	
1648903	2013227	11/8/2019	270	205,524.21	
1648824	2013103	11/8/2019	270	204,852.00	
1648837	2013117	11/8/2019	270	164,045.00	
1648870	2013166	11/8/2019	270	124,193.10	
1648919	2013246	11/8/2019	270	105,831.40	
1648830	2013109	11/8/2019	270	70,446.62	
1648900	2013213	11/8/2019	270	64,170.51	
1648921	2013251	11/8/2019	270	47,014.00	
1648905	2013229	11/8/2019	270	36,187.66	
1648834	2013114	11/8/2019	270	35,420.00	
1648861	2013155	11/8/2019	270	34,702.90	
1648808	202701108 AIRS TA	11/8/2019	270	32,461.88	
1648863	2013157	11/8/2019	270	30,608.00	
1648866	2013160	11/8/2019	270	25,740.45	
1648836	2013116	11/8/2019	270	19,520.00	
1648912	2013238	11/8/2019	270	15,968.36	
1648907	2013232	11/8/2019	270	12,498.21	
1648829	2013108	11/8/2019	270	11,354.06	
1648867	2013161	11/8/2019	270	10,801.49	
1648914	2013241	11/8/2019	270	10,762.11	
1648908	2013233	11/8/2019	270	8,897.00	
1648821	2013099	11/8/2019	270	8,239.00	
1648920	2013247	11/8/2019	270	7,967.50	
1648835	2013115	11/8/2019	270	6,723.47	
1648810	2027011110 AIRS D	11/8/2019	270	5,926.85	
1648852	2013146	11/8/2019	270	5,786.05	
1648906	2013230	11/8/2019	270	4,530.00	
1648851	2013145	11/8/2019	270	4,127.24	
1648809	202701109 AIRS DE	11/8/2019	270	3,698.28	
1648848	2013140	11/8/2019	270	3,600.00	

Run Date: 1/2/2020
 Run Time: 11:52:29AM

Demand Account Activity

Page: 122
 User: 0

Start Date: 7/1/2019 End Date: 12/31/2019

Jnl. Entry	Ref #	Trx. Date	Ledger	Debit Amount	Credit Amount
1648839	2013128	11/8/2019	270	3,559.43	
1648850	2013144	11/8/2019	270	3,512.26	
1648865	2013159	11/8/2019	270	3,081.24	
1648904	2013228	11/8/2019	270	2,883.00	
1648832	2013112	11/8/2019	270	2,564.89	
1648858	2013152	11/8/2019	270	1,987.03	
1648845	2013134	11/8/2019	270	1,929.75	
1648823	2013102	11/8/2019	270	1,890.00	
1648847	2013139	11/8/2019	270	1,350.00	
1648828	2013107	11/8/2019	270	820.00	
1648849	2013142	11/8/2019	270	794.75	
1648793	202701103	11/8/2019	270	710.00	
1648831	2013111	11/8/2019	270	657.41	
1648826	2013105	11/8/2019	270	638.00	
1648862	2013156	11/8/2019	270	280.19	
1648825	2013104	11/8/2019	270	259.00	
1648899	2013212	11/8/2019	270	244.78	
1648846	2013136	11/8/2019	270	220.00	
1648840	2013129	11/8/2019	270	214.25	
1648827	2013106	11/8/2019	270	123.00	
1648838	2013127	11/8/2019	270	58.48	
1648842	2013131	11/8/2019	270	2.50	
1648779	CD ACH Bank Trans	11/8/2019	270		732,000.00
1648785	8008645 EFT REV 1	11/8/2019	270		12,792.55
1648791	202701101	11/8/2019	270		5,798,236.32
1648792	202701102	11/8/2019	270		464,302,942.64
1648811	202801101	11/8/2019	270		5,000,000.00
1649499	192701101EFT AIRS	11/12/2019	270	9,410,086.96	
1649237	CD ACH Bank Trans	11/12/2019	270	7,000,000.00	
1649483	192701102	11/12/2019	270	4,000,000.00	
1649550	2013299	11/12/2019	270	1,752,204.04	
1649601	2013371	11/12/2019	270	1,266,289.76	
1649563	2013325	11/12/2019	270	529,900.00	
1649501	192701103NO AIRS	11/12/2019	270	256,578.29	
1649525	2013269	11/12/2019	270	195,109.67	
1649549	2013298	11/12/2019	270	104,008.14	
1649528	2013272	11/12/2019	270	71,178.93	
1649521	2013265	11/12/2019	270	54,768.80	
1649565	2013327	11/12/2019	270	49,401.00	
1649522	2013266	11/12/2019	270	45,906.51	
1649529	2013273	11/12/2019	270	44,512.55	
1649548	2013297	11/12/2019	270	33,266.93	
1649557	2013306	11/12/2019	270	26,686.88	
1649547	2013296	11/12/2019	270	15,999.01	
1649552	2013301	11/12/2019	270	14,467.29	
1649520	2013264	11/12/2019	270	11,540.00	
1649532	2013276	11/12/2019	270	10,852.00	
1649572	2013334	11/12/2019	270	10,739.73	
1649526	2013270	11/12/2019	270	9,828.82	
1649503	192701105IRPCCAI	11/12/2019	270	9,660.37	
1649562	2013321	11/12/2019	270	9,324.51	
1649527	2013271	11/12/2019	270	8,920.62	
1649551	2013300	11/12/2019	270	8,777.79	
1649574	2013336	11/12/2019	270	8,020.78	
1649561	2013311	11/12/2019	270	7,639.75	
1649568	2013330	11/12/2019	270	7,393.00	

Run Date: 1/2/2020
 Run Time: 11:52:29AM

Demand Account Activity

Page: 123
 User: 0

Start Date: 7/1/2019 End Date: 12/31/2019

Jnl. Entry	Ref #	Trx. Date	Ledger	Debit Amount	Credit Amount
1649553	2013302	11/12/2019	270	7,290.43	
1649566	2013328	11/12/2019	270	6,444.00	
1649598	2013364	11/12/2019	270	6,255.75	
1649555	2013304	11/12/2019	270	5,513.82	
1649524	2013268	11/12/2019	270	5,239.80	
1649502	192701104IFTA CC.	11/12/2019	270	4,904.27	
1649602	2013372	11/12/2019	270	4,305.00	
1649567	2013329	11/12/2019	270	3,943.00	
1649484	192701103	11/12/2019	270	3,454.00	
1649558	2013308	11/12/2019	270	2,686.37	
1649533	2013277	11/12/2019	270	1,715.00	
1649534	2013278	11/12/2019	270	952.26	
1649535	2013279	11/12/2019	270	671.18	
1649556	2013305	11/12/2019	270	620.18	
1649564	2013326	11/12/2019	270	567.00	
1649559	2013309	11/12/2019	270	366.53	
1649554	2013303	11/12/2019	270	262.20	
1649523	2013267	11/12/2019	270	160.00	
1649560	2013310	11/12/2019	270	110.00	
1649500	192701102	11/12/2019	270	8.00	
1649236	CD ACH Bank Trans	11/12/2019	270		2,199,000.00
1649506	8008646 EFT REV 1	11/12/2019	270		866.27
1649482	192701101	11/12/2019	270		6,669,881.84
1649486	192701105	11/12/2019	270		10,529,138.74
1649504	192701115	11/12/2019	270		5,411,492.87
1649913	2013383	11/13/2019	270	154,229,179.62	
1650013	Correct Journal Entr	11/13/2019	270	37,135,531.10	
1649887	192701115	11/13/2019	270	10,000,000.00	
1649892	192701121	11/13/2019	270	9,000,000.00	
1649934	2013414	11/13/2019	270	4,272,839.23	
1649933	2013413	11/13/2019	270	1,477,271.71	
1649935	2013416	11/13/2019	270	589,658.39	
1649922	2013402	11/13/2019	270	332,621.00	
1649977	2013466	11/13/2019	270	271,240.77	
1649946	2013428	11/13/2019	270	207,787.94	
1649936	2013417	11/13/2019	270	133,498.44	
1649947	2013430	11/13/2019	270	101,835.95	
1649891	192701120	11/13/2019	270	92,904.87	
1649948	2013431	11/13/2019	270	86,363.82	
1649952	2013436	11/13/2019	270	82,577.58	
1649930	2013410	11/13/2019	270	81,271.10	
1649943	2013425	11/13/2019	270	65,864.69	
1649938	2013419	11/13/2019	270	64,337.81	
1649939	2013420	11/13/2019	270	54,971.73	
1650009	192701102CC AIRS	11/13/2019	270	53,738.77	
1649961	2013446	11/13/2019	270	34,731.16	
1649931	2013411	11/13/2019	270	34,273.99	
1649962	2013447	11/13/2019	270	29,171.86	
1649945	2013427	11/13/2019	270	22,319.61	
1649942	2013423	11/13/2019	270	18,909.19	
1649963	2013448	11/13/2019	270	15,128.94	
1650011	192701105IRPCC A	11/13/2019	270	14,616.34	
1649940	2013421	11/13/2019	270	13,107.55	
1649953	2013437	11/13/2019	270	9,288.00	
1649975	2013460	11/13/2019	270	8,750.75	
1649954	2013438	11/13/2019	270	8,725.62	

Run Date: 1/2/2020
 Run Time: 11:52:29AM

Demand Account Activity

Page: 124
 User: 0

Start Date: 7/1/2019 End Date: 12/31/2019

Jnl. Entry	Ref #	Trx. Date	Ledger	Debit Amount	Credit Amount
1649968	2013453	11/13/2019	270	8,448.86	
1649914	2013384	11/13/2019	270	8,046.25	
1649967	2013452	11/13/2019	270	7,819.60	
1649964	2013449	11/13/2019	270	7,203.91	
1649979	2013468	11/13/2019	270	4,161.50	
1649969	2013454	11/13/2019	270	3,880.78	
1649965	2013450	11/13/2019	270	2,393.73	
1650010	192701104IFTA CC.	11/13/2019	270	2,268.71	
1649932	2013412	11/13/2019	270	2,008.83	
1649915	2013394	11/13/2019	270	1,538.86	
1649993	2013485	11/13/2019	270	1,498.54	
1649955	2013439	11/13/2019	270	1,250.00	
1649917	2013397	11/13/2019	270	1,188.97	
1649944	2013426	11/13/2019	270	1,119.32	
1649957	2013442	11/13/2019	270	606.00	
1649958	2013443	11/13/2019	270	275.99	
1649916	2013396	11/13/2019	270	252.50	
1649919	2013399	11/13/2019	270	115.19	
1649959	2013444	11/13/2019	270	50.00	
1649960	2013445	11/13/2019	270	37.00	
1649992	2013484	11/13/2019	270	7.00	
1649883	CD ACH Bank Trans	11/13/2019	270		17,000,000.00
1649884	8008647 EFT REV 1	11/13/2019	270		11,923.63
1649888	192701117	11/13/2019	270		16,321,809.79
1649889	192701118	11/13/2019	270		7,515,917.72
1649890	192701119	11/13/2019	270		154,229,179.62
1649895	192701105	11/13/2019	270		23,665,324.99
1650366	2013496	11/14/2019	270	58,319,246.22	
1650350	192701101EFT AIRS	11/14/2019	270	46,726,703.55	
1650355	192701104	11/14/2019	270	20,000,000.00	
1650340	192701116	11/14/2019	270	10,000,000.00	
1650333	192701103	11/14/2019	270	8,000,000.00	
1650450	2013606	11/14/2019	270	883,000.00	
1650435	2013586	11/14/2019	270	537,010.81	
1650410	2013561	11/14/2019	270	326,602.69	
1650414	2013565	11/14/2019	270	250,553.10	
1650385	2013531	11/14/2019	270	216,503.53	
1650359	19701125	11/14/2019	270	100,000.00	
1650364	2013494	11/14/2019	270	85,000.00	
1650447	2013603	11/14/2019	270	71,565.58	
1650386	2013532	11/14/2019	270	28,180.00	
1650365	2013495	11/14/2019	270	22,987.48	
1650409	2013560	11/14/2019	270	22,450.20	
1650415	2013566	11/14/2019	270	19,854.96	
1650443	2013597	11/14/2019	270	13,524.50	
1650374	2013514	11/14/2019	270	8,148.42	
1650368	2013498	11/14/2019	270	7,755.10	
1650383	2013529	11/14/2019	270	6,963.00	
1650373	2013504	11/14/2019	270	6,416.75	
1650446	2013602	11/14/2019	270	5,736.32	
1650407	2013558	11/14/2019	270	5,649.10	
1650369	2013499	11/14/2019	270	2,278.48	
1650351	192701102CC AIRS	11/14/2019	270	2,274.99	
1650427	2013578	11/14/2019	270	2,018.00	
1650428	2013579	11/14/2019	270	1,346.00	
1650392	2013539	11/14/2019	270	1,344.01	

Run Date: 1/2/2020
 Run Time: 11:52:29AM

Demand Account Activity

Start Date: 7/1/2019 End Date: 12/31/2019

Page: 125
 User: 0

Jnl. Entry	Ref #	Trx. Date	Ledger	Debit Amount	Credit Amount
1650376	2013516	11/14/2019	270	1,340.36	
1650413	2013564	11/14/2019	270	1,250.00	
1650390	2013537	11/14/2019	270	1,228.53	
1650429	2013580	11/14/2019	270	886.00	
1650442	2013596	11/14/2019	270	723.00	
1650430	2013581	11/14/2019	270	702.50	
1650431	2013582	11/14/2019	270	594.00	
1650332	192701102	11/14/2019	270	528.00	
1650432	2013583	11/14/2019	270	330.00	
1650433	2013584	11/14/2019	270	286.00	
1650384	2013530	11/14/2019	270	275.00	
1650397	2013547	11/14/2019	270	210.00	
1650416	2013567	11/14/2019	270	188.64	
1650434	2013585	11/14/2019	270	135.00	
1650444	2013600	11/14/2019	270	62.00	
1650363	2013493	11/14/2019	270	27.82	
1650336	CD ACH Bank Trans	11/14/2019	270		11,235,000.00
1650354	8008654 EFT REV	11/14/2019	270		29,239.76
1650331	192701101	11/14/2019	270		4,762,532.58
1650334	192701104	11/14/2019	270		39,699,169.94
1650353	192701103	11/14/2019	270		20,000,000.00
1650360	192701115	11/14/2019	270		67,754,302.14
1651050	2013620	11/15/2019	270	117,675,709.72	
1651036	192701130	11/15/2019	270	20,000,000.00	
1651150	192701131	11/15/2019	270	20,000,000.00	
1651152	Correct Journal Entr	11/15/2019	270	19,000,000.00	
1651073	2013652	11/15/2019	270	13,243,442.02	
1651017	192701101EFT AIRS	11/15/2019	270	12,325,496.64	
1651034	192701112	11/15/2019	270	9,000,000.00	
1651031	192701120	11/15/2019	270	6,719,825.45	
1651120	2013706	11/15/2019	270	1,573,943.62	
1651121	2013707	11/15/2019	270	1,551,303.63	
1651117	2013703	11/15/2019	270	657,279.82	
1651054	2013625	11/15/2019	270	455,872.86	
1651116	2013702	11/15/2019	270	385,640.75	
1651033	192701116	11/15/2019	270	296,882.28	
1651127	2013721	11/15/2019	270	267,323.82	
1651071	2013649	11/15/2019	270	254,549.02	
1651149	2013761	11/15/2019	270	179,296.88	
1651018	192701102CC AIRS	11/15/2019	270	64,979.02	
1651119	2013705	11/15/2019	270	60,477.00	
1651087	2013667	11/15/2019	270	57,497.72	
1651075	2013655	11/15/2019	270	54,005.96	
1651139	2013750	11/15/2019	270	47,492.53	
1651053	2013623	11/15/2019	270	47,425.00	
1651123	2013709	11/15/2019	270	43,450.44	
1651122	2013708	11/15/2019	270	42,520.28	
1651055	2013626	11/15/2019	270	38,770.11	
1651106	2013691	11/15/2019	270	32,449.03	
1651093	2013676	11/15/2019	270	31,783.67	
1651140	2013751	11/15/2019	270	23,681.69	
1651074	2013654	11/15/2019	270	22,976.14	
1651094	2013679	11/15/2019	270	19,139.31	
1651076	2013656	11/15/2019	270	18,952.85	
1651124	2013710	11/15/2019	270	15,026.75	
1651141	2013753	11/15/2019	270	14,544.76	

Run Date: 1/2/2020
 Run Time: 11:52:29AM

Demand Account Activity

Start Date: 7/1/2019 End Date: 12/31/2019

Page: 126
 User: 0

Jnl. Entry	Ref #	Trx. Date	Ledger	Debit Amount	Credit Amount
1651077	2013657	11/15/2019	270	13,963.00	
1651078	2013658	11/15/2019	270	11,311.41	
1651130	2013727	11/15/2019	270	8,197.08	
1651134	2013743	11/15/2019	270	6,490.97	
1651090	2013672	11/15/2019	270	6,274.17	
1651020	192701104IRPCCAI	11/15/2019	270	6,028.15	
1651148	2013760	11/15/2019	270	4,486.69	
1651145	2013757	11/15/2019	270	4,376.75	
1651079	2013659	11/15/2019	270	4,207.45	
1651095	2013680	11/15/2019	270	3,814.29	
1651052	2013622	11/15/2019	270	3,133.00	
1651065	2013636	11/15/2019	270	2,790.00	
1651019	192701103IFTA AIR	11/15/2019	270	2,593.38	
1651143	2013755	11/15/2019	270	2,215.15	
1651129	2013725	11/15/2019	270	1,854.34	
1651080	2013660	11/15/2019	270	1,634.54	
1651051	2013621	11/15/2019	270	1,588.00	
1651099	2013684	11/15/2019	270	1,374.00	
1651081	2013661	11/15/2019	270	1,327.68	
1651147	2013759	11/15/2019	270	1,091.84	
1651026	192701108	11/15/2019	270	1,031.04	
1651056	2013627	11/15/2019	270	945.00	
1651061	2013632	11/15/2019	270	904.10	
1651082	2013662	11/15/2019	270	891.59	
1651115	2013701	11/15/2019	270	840.00	
1651100	2013685	11/15/2019	270	734.00	
1651083	2013663	11/15/2019	270	612.00	
1651084	2013664	11/15/2019	270	526.53	
1651085	2013665	11/15/2019	270	401.41	
1651058	2013629	11/15/2019	270	351.60	
1651146	2013758	11/15/2019	270	180.00	
1651049	2013619	11/15/2019	270	179.06	
1651101	2013686	11/15/2019	270	165.00	
1651102	2013687	11/15/2019	270	85.00	
1651092	2013675	11/15/2019	270	48.02	
1651144	2013756	11/15/2019	270	25.00	
1651011	BOA Warrant Postin	11/15/2019	270	18.00	
1651072	2013651	11/15/2019	270	13.08	
1651118	2013704	11/15/2019	270	1.00	
1651023	8008656 EFT REV 1	11/15/2019	270		37,633.37
1651027	192701109	11/15/2019	270		117,675,709.72
1651028	192701111	11/15/2019	270		4,128,416.96
1651032	1927011010	11/15/2019	270		84,439,624.03
1651151	Back Out Journal Er	11/15/2019	270		20,000,000.00
1651468	202701107 AIRS TA	11/18/2019	270	120,621,482.12	
1651554	2013833	11/18/2019	270	14,482,272.29	
1651482	20391103	11/18/2019	270	3,000,000.00	
1651476	203981101	11/18/2019	270	2,545,000.00	
1651595	2013877	11/18/2019	270	1,000,000.00	
1651555	2013834	11/18/2019	270	757,698.28	
1651544	2013821	11/18/2019	270	535,224.89	
1651545	2013822	11/18/2019	270	384,703.38	
1651515	2013786	11/18/2019	270	146,525.49	
1651525	2013799	11/18/2019	270	124,620.23	
1651514	2013785	11/18/2019	270	104,336.60	
1651504	2013775	11/18/2019	270	103,978.23	

Run Date: 1/2/2020
 Run Time: 11:52:29AM

Demand Account Activity

Start Date: 7/1/2019 End Date: 12/31/2019

Page: 127
 User: 0

Jnl. Entry	Ref #	Trx. Date	Ledger	Debit Amount	Credit Amount
1651470	202701108 AIRS TA	11/18/2019	270	83,618.19	
1651511	2013782	11/18/2019	270	77,151.87	
1651508	2013779	11/18/2019	270	61,008.10	
1651541	2013817	11/18/2019	270	59,232.06	
1651523	2013794	11/18/2019	270	56,597.94	
1651526	2013801	11/18/2019	270	50,947.00	
1651528	2013803	11/18/2019	270	40,000.00	
1651503	2013774	11/18/2019	270	26,151.78	
1651549	2013828	11/18/2019	270	25,726.54	
1651550	2013829	11/18/2019	270	18,314.27	
1651524	2013796	11/18/2019	270	18,186.65	
1651513	2013784	11/18/2019	270	16,952.44	
1651516	2013787	11/18/2019	270	14,811.74	
1651530	2013805	11/18/2019	270	12,094.11	
1651505	2013776	11/18/2019	270	8,993.03	
1651540	2013816	11/18/2019	270	8,284.75	
1651565	2013846	11/18/2019	270	7,932.14	
1651518	2013789	11/18/2019	270	5,755.60	
1651563	2013842	11/18/2019	270	5,311.00	
1651472	202701110 AIRS DS	11/18/2019	270	5,011.06	
1651507	2013778	11/18/2019	270	4,998.00	
1651562	2013841	11/18/2019	270	3,580.00	
1651532	2013807	11/18/2019	270	3,124.89	
1651506	2013777	11/18/2019	270	2,840.60	
1651531	2013806	11/18/2019	270	2,500.00	
1651471	202701109 AIRS DS	11/18/2019	270	2,083.99	
1651534	2013810	11/18/2019	270	1,806.55	
1651536	2013812	11/18/2019	270	1,548.00	
1651522	2013793	11/18/2019	270	1,246.87	
1651510	2013781	11/18/2019	270	1,210.00	
1651521	2013792	11/18/2019	270	1,156.30	
1651501	2013772	11/18/2019	270	1,070.00	
1651499	2013770	11/18/2019	270	933.63	
1651561	2013840	11/18/2019	270	700.00	
1651502	2013773	11/18/2019	270	642.43	
1651519	2013790	11/18/2019	270	410.00	
1651535	2013811	11/18/2019	270	325.00	
1651520	2013791	11/18/2019	270	239.60	
1651538	2013814	11/18/2019	270	236.74	
1651557	2013836	11/18/2019	270	222.00	
1651584	2013866	11/18/2019	270	210.00	
1651537	2013813	11/18/2019	270	138.00	
1651512	2013783	11/18/2019	270	84.00	
1651539	2013815	11/18/2019	270	80.72	
1651556	2013835	11/18/2019	270	56.79	
1651509	2013780	11/18/2019	270	38.89	
1651527	2013802	11/18/2019	270	24.25	
1651517	2013788	11/18/2019	270	1.84	
1651154	CD ACH Bank Trans	11/18/2019	270		14,247,000.00
1651480	Var Chgback/Return	11/18/2019	270		2,871.62
1651487	DFA EFT REV 11/18	11/18/2019	270		66,989.84
1651473	202701101	11/18/2019	270		7,083,850.73
1651474	202701102	11/18/2019	270		18,670,379.78
1651478	202701103	11/18/2019	270		94,937,496.67
1651481	202701104	11/18/2019	270		3,000,000.00
1651489	202701104	11/18/2019	270		6,000,000.00

Run Date: 1/2/2020
 Run Time: 11:52:29AM

Demand Account Activity

Page: 128
 User: 0

Start Date: 7/1/2019 End Date: 12/31/2019

Jnl. Entry	Ref #	Trx. Date	Ledger	Debit Amount	Credit Amount
1651620	202701107 AIRS TA	11/19/2019	270	61,413,636.62	
1651958	2013922	11/19/2019	270	32,020,897.19	
1652033	2014042	11/19/2019	270	20,246,941.66	
1651984	2013957	11/19/2019	270	11,272,538.71	
1651928	203981101	11/19/2019	270	9,855,000.00	
1651945	2013898	11/19/2019	270	1,530,700.00	
1652041	2014060	11/19/2019	270	1,294,732.29	
1651930	203981102	11/19/2019	270	1,220,000.00	
1651874	202301101	11/19/2019	270	1,000,000.00	
1651963	2013931	11/19/2019	270	768,000.00	
1651982	2013950	11/19/2019	270	656,037.49	
1651975	2013943	11/19/2019	270	563,049.45	
1651946	2013909	11/19/2019	270	505,000.00	
1651993	2013967	11/19/2019	270	399,309.26	
1651987	2013961	11/19/2019	270	337,390.01	
1652021	2014019	11/19/2019	270	233,000.00	
1651988	2013962	11/19/2019	270	221,783.51	
1652043	2014062	11/19/2019	270	214,280.34	
1651973	2013941	11/19/2019	270	181,353.85	
1651947	2013911	11/19/2019	270	176,882.48	
1651949	2013913	11/19/2019	270	135,454.90	
1651990	2013964	11/19/2019	270	107,040.39	
1651994	2013968	11/19/2019	270	100,267.76	
1652011	2014007	11/19/2019	270	97,576.40	
1651951	2013915	11/19/2019	270	92,572.34	
1651965	2013933	11/19/2019	270	66,601.62	
1651621	202701108 AIRS TA	11/19/2019	270	36,911.82	
1652032	2014041	11/19/2019	270	34,846.83	
1651977	2013945	11/19/2019	270	34,700.60	
1651948	2013912	11/19/2019	270	32,783.60	
1651997	2013971	11/19/2019	270	27,881.74	
1651962	2013929	11/19/2019	270	24,529.63	
1651971	2013939	11/19/2019	270	24,256.84	
1651622	202701109 AIRS DS	11/19/2019	270	15,823.35	
1652000	2013975	11/19/2019	270	13,265.00	
1652010	2014005	11/19/2019	270	12,717.21	
1651985	2013959	11/19/2019	270	11,977.67	
1652002	2013996	11/19/2019	270	11,912.17	
1652034	2014043	11/19/2019	270	11,575.00	
1651959	2013925	11/19/2019	270	8,560.00	
1652040	2014059	11/19/2019	270	7,862.00	
1651623	202701110 AIRS DS	11/19/2019	270	6,660.70	
1651966	2013934	11/19/2019	270	6,143.50	
1651970	2013938	11/19/2019	270	5,611.86	
1651976	2013944	11/19/2019	270	4,643.06	
1651999	2013974	11/19/2019	270	4,400.14	
1652039	2014058	11/19/2019	270	3,565.00	
1652031	2014040	11/19/2019	270	2,812.53	
1651980	2013948	11/19/2019	270	1,530.00	
1651981	2013949	11/19/2019	270	1,474.19	
1651974	2013942	11/19/2019	270	1,152.75	
1652001	2013995	11/19/2019	270	1,010.00	
1652024	2014022	11/19/2019	270	920.00	
1651954	2013918	11/19/2019	270	915.00	
1651978	2013946	11/19/2019	270	730.00	
1651952	2013916	11/19/2019	270	485.00	

Run Date: 1/2/2020
 Run Time: 11:52:29AM

Demand Account Activity

Start Date: 7/1/2019 End Date: 12/31/2019

Page: 129
 User: 0

Jnl. Entry	Ref #	Trx. Date	Ledger	Debit Amount	Credit Amount
1652027	2014025	11/19/2019	270	266.66	
1652042	2014061	11/19/2019	270	247.23	
1652030	2014039	11/19/2019	270	239.33	
1651979	2013947	11/19/2019	270	185.00	
1651957	2013921	11/19/2019	270	180.00	
1651955	2013919	11/19/2019	270	125.00	
1652022	2014020	11/19/2019	270	106.25	
1652003	2013997	11/19/2019	270	94.54	
1651995	2013969	11/19/2019	270	89.31	
1651950	2013914	11/19/2019	270	60.00	
1652004	2013998	11/19/2019	270	45.99	
1652028	2014026	11/19/2019	270	21.70	
1651953	2013917	11/19/2019	270	17.00	
1651956	2013920	11/19/2019	270	8.50	
1652025	2014023	11/19/2019	270	8.09	
1651983	2013956	11/19/2019	270	8.00	
1652026	2014024	11/19/2019	270	7.21	
1651996	2013970	11/19/2019	270	1.00	
1651607	CD ACH Bank Trans	11/19/2019	270		2,739,000.00
1651934	DFA EFT REV 11/19	11/19/2019	270		2,412.89
1651624	202701101	11/19/2019	270		33,652,504.06
1651626	202701102	11/19/2019	270		11,164,633.31
1651883	202701103	11/19/2019	270		9,855,000.00
1651932	202701104	11/19/2019	270		65,910,855.37
1652048	202701106	11/19/2019	270		22,000,000.00
1652458	2014075	11/20/2019	270	75,968,155.75	
1652435	202301101	11/20/2019	270	32,000,000.00	
1652428	202701107 AIRS TA	11/20/2019	270	30,555,600.86	
1652436	203001103	11/20/2019	270	6,000,000.00	
1652538	2014176	11/20/2019	270	2,000,319.98	
1652497	2014115	11/20/2019	270	917,427.68	
1652053	CD ACH Bank Trans	11/20/2019	270	870,531.00	
1652558	204721101	11/20/2019	270	806,463.84	
1652500	2014118	11/20/2019	270	642,102.71	
1652529	2014164	11/20/2019	270	511,641.69	
1652501	2014119	11/20/2019	270	466,329.51	
1652557	2014199	11/20/2019	270	300,000.00	
1652487	2014104	11/20/2019	270	114,335.86	
1652502	2014120	11/20/2019	270	75,998.93	
1652495	2014112	11/20/2019	270	43,185.70	
1652474	2014091	11/20/2019	270	34,959.30	
1652429	202701108 AIRS TA	11/20/2019	270	34,122.86	
1652508	2014127	11/20/2019	270	28,126.53	
1652480	2014097	11/20/2019	270	23,472.97	
1652544	2014185	11/20/2019	270	22,192.67	
1652475	2014092	11/20/2019	270	18,279.24	
1652515	2014144	11/20/2019	270	16,765.37	
1652513	2014141	11/20/2019	270	11,426.65	
1652470	2014087	11/20/2019	270	11,100.00	
1652503	2014121	11/20/2019	270	10,398.95	
1652526	2014161	11/20/2019	270	9,170.10	
1652514	2014142	11/20/2019	270	8,929.44	
1652446	202701111 AIRS DS	11/20/2019	270	8,550.00	
1652465	2014082	11/20/2019	270	6,950.00	
1652468	2014085	11/20/2019	270	6,880.00	
1652512	2014140	11/20/2019	270	6,837.71	

Run Date: 1/2/2020
 Run Time: 11:52:29AM

Demand Account Activity

Page: 130
 User: 0

Start Date: 7/1/2019 End Date: 12/31/2019

Jnl. Entry	Ref #	Trx. Date	Ledger	Debit Amount	Credit Amount
1652476	2014093	11/20/2019	270	6,610.63	
1652466	2014083	11/20/2019	270	6,120.00	
1652467	2014084	11/20/2019	270	5,995.00	
1652511	2014139	11/20/2019	270	5,235.94	
1652431	202701110 AIRS DS	11/20/2019	270	5,054.39	
1652539	2014177	11/20/2019	270	4,559.32	
1652509	2014128	11/20/2019	270	4,528.00	
1652477	2014094	11/20/2019	270	3,768.32	
1652494	2014111	11/20/2019	270	2,870.88	
1652527	2014162	11/20/2019	270	2,720.20	
1652492	2014109	11/20/2019	270	2,624.60	
1652507	2014126	11/20/2019	270	2,060.00	
1652484	2014101	11/20/2019	270	1,833.33	
1652430	202701109 AIRS DS	11/20/2019	270	1,824.51	
1652521	2014152	11/20/2019	270	1,812.58	
1652473	2014090	11/20/2019	270	1,486.34	
1652486	2014103	11/20/2019	270	1,452.47	
1652488	2014105	11/20/2019	270	1,318.00	
1652489	2014106	11/20/2019	270	875.00	
1652432	202701102	11/20/2019	270	706.29	
1652504	2014122	11/20/2019	270	580.00	
1652490	2014107	11/20/2019	270	568.00	
1652471	2014088	11/20/2019	270	382.00	
1652506	2014125	11/20/2019	270	300.00	
1652493	2014110	11/20/2019	270	233.26	
1652472	2014089	11/20/2019	270	210.00	
1652505	2014123	11/20/2019	270	200.00	
1652469	2014086	11/20/2019	270	180.00	
1652461	2014078	11/20/2019	270	140.00	
1652482	2014099	11/20/2019	270	89.56	
1652554	2014196	11/20/2019	270	85.46	
1652483	2014100	11/20/2019	270	46.29	
1652491	2014108	11/20/2019	270	39.00	
1652496	2014114	11/20/2019	270	2.50	
1652485	2014102	11/20/2019	270	2.12	
1652052	CD ACH Bank Trans	11/20/2019	270		2,788,000.00
1652441	DFA EFT REV 11/20	11/20/2019	270		5,388.50
1652444	DSMV E TICKET RE	11/20/2019	270		390.10
1652433	202701101	11/20/2019	270		5,012,447.65
1652434	202701103	11/20/2019	270		75,968,155.75
1652437	202701104	11/20/2019	270		7,134,563.53
1652439	202701105	11/20/2019	270		29,508,579.38
1652559	202701101	11/20/2019	270		31,000,000.00
1653957	202701107 AIRS TA	11/21/2019	270	116,065,433.30	
1652562	CD ACH Bank Trans	11/21/2019	270	110,000,000.00	
1653996	2014252	11/21/2019	270	50,840,213.89	
1654037	2014312	11/21/2019	270	23,246,373.69	
1653964	203001104	11/21/2019	270	13,000,000.00	
1653972	203981103	11/21/2019	270	7,000,000.00	
1654022	2014291	11/21/2019	270	849,282.96	
1654065	2014346	11/21/2019	270	787,603.98	
1653986	2014222	11/21/2019	270	743,788.68	
1654000	2014264	11/21/2019	270	430,254.18	
1654003	2014269	11/21/2019	270	344,711.82	
1653980	2014203	11/21/2019	270	251,476.57	
1653985	2014213	11/21/2019	270	184,831.29	

Run Date: 1/2/2020
 Run Time: 11:52:29AM

Demand Account Activity

Page: 131
 User: 0

Start Date: 7/1/2019 End Date: 12/31/2019

Jnl. Entry	Ref #	Trx. Date	Ledger	Debit Amount	Credit Amount
1654013	2014282	11/21/2019	270	184,380.20	
1653979	2014202	11/21/2019	270	172,683.30	
1654001	2014266	11/21/2019	270	158,402.58	
1653987	2014223	11/21/2019	270	117,535.21	
1654071	Correct Journal Entr	11/21/2019	270	88,839.19	
1653983	2014211	11/21/2019	270	49,251.29	
1653988	2014227	11/21/2019	270	48,129.22	
1653989	2014228	11/21/2019	270	47,469.30	
1653990	2014230	11/21/2019	270	44,475.16	
1653999	2014262	11/21/2019	270	29,849.35	
1653997	2014260	11/21/2019	270	27,922.86	
1653960	202701110 AIRS DS	11/21/2019	270	18,409.44	
1653995	2014242	11/21/2019	270	13,731.90	
1653998	2014261	11/21/2019	270	9,742.34	
1653976	2014200	11/21/2019	270	9,656.27	
1654002	2014267	11/21/2019	270	7,028.07	
1654048	2014325	11/21/2019	270	6,664.00	
1654051	2014330	11/21/2019	270	6,275.66	
1653978	2014201	11/21/2019	270	3,101.96	
1654049	2014328	11/21/2019	270	2,795.00	
1653959	202701109 AIRS DS	11/21/2019	270	1,930.14	
1654050	2014329	11/21/2019	270	1,588.83	
1654010	2014278	11/21/2019	270	1,090.00	
1654023	2014297	11/21/2019	270	602.50	
1653961	202701101	11/21/2019	270	326.00	
1653981	2014209	11/21/2019	270	260.00	
1653993	2014234	11/21/2019	270	202.32	
1654005	2014273	11/21/2019	270	180.00	
1653984	2014212	11/21/2019	270	155.40	
1652561	CD ACH Bank Trans	11/21/2019	270		3,203,000.00
1653968	DFA EFT REV 11/21	11/21/2019	270		13,687.02
1653962	202701102	11/21/2019	270		4,658,580.73
1653963	202701103	11/21/2019	270		8,642,016.39
1653967	202701104	11/21/2019	270		250,472,798.88
1653974	202701105	11/21/2019	270		7,000,000.00
1654072	202701101	11/21/2019	270		51,000,000.00
1654090	202701107 AIRS TA	11/22/2019	270	89,269,577.34	
1654100	203981101	11/22/2019	270	84,231,368.34	
1654473	2014448	11/22/2019	270	11,768,895.29	
1654097	203001104	11/22/2019	270	10,000,000.00	
1654426	2014384	11/22/2019	270	4,262,078.63	
1654105	202751101	11/22/2019	270	4,000,000.00	
1654460	2014418	11/22/2019	270	940,279.10	
1654470	2014445	11/22/2019	270	266,070.58	
1654437	2014395	11/22/2019	270	222,794.81	
1654436	2014394	11/22/2019	270	221,328.54	
1654452	2014410	11/22/2019	270	199,346.00	
1654442	2014400	11/22/2019	270	191,597.16	
1654078	CD ACH Bank Trans	11/22/2019	270	175,000.00	
1654432	2014390	11/22/2019	270	150,721.47	
1654441	2014399	11/22/2019	270	133,254.98	
1654459	2014417	11/22/2019	270	132,172.35	
1654458	2014416	11/22/2019	270	82,100.70	
1654456	2014414	11/22/2019	270	75,520.29	
1654467	2014439	11/22/2019	270	50,578.33	
1654478	2014453	11/22/2019	270	37,161.25	

Run Date: 1/2/2020
 Run Time: 11:52:29AM

Demand Account Activity

Start Date: 7/1/2019 End Date: 12/31/2019

Page: 132
 User: 0

Jnl. Entry	Ref #	Trx. Date	Ledger	Debit Amount	Credit Amount
1654440	2014398	11/22/2019	270	25,639.35	
1654468	2014443	11/22/2019	270	23,441.47	
1654433	2014391	11/22/2019	270	23,058.86	
1654474	2014449	11/22/2019	270	20,698.75	
1654469	2014444	11/22/2019	270	16,475.89	
1654448	2014406	11/22/2019	270	12,839.25	
1654476	2014451	11/22/2019	270	12,747.10	
1654477	2014452	11/22/2019	270	12,563.50	
1654439	2014397	11/22/2019	270	11,390.86	
1654499	2014479	11/22/2019	270	10,547.25	
1654091	202701108 AIRS TA	11/22/2019	270	9,281.35	
1654494	2014469	11/22/2019	270	9,276.36	
1654463	2014426	11/22/2019	270	6,774.75	
1654454	2014412	11/22/2019	270	5,517.37	
1654443	2014401	11/22/2019	270	5,175.87	
1654497	2014472	11/22/2019	270	4,948.00	
1654495	2014470	11/22/2019	270	4,859.50	
1654464	2014436	11/22/2019	270	4,715.70	
1654453	2014411	11/22/2019	270	4,133.29	
1654093	202701110 AIRS DS	11/22/2019	270	3,789.24	
1654455	2014413	11/22/2019	270	3,517.54	
1654457	2014415	11/22/2019	270	3,070.83	
1654466	2014438	11/22/2019	270	3,015.84	
1654431	2014389	11/22/2019	270	2,736.57	
1654429	2014387	11/22/2019	270	2,385.09	
1654430	2014388	11/22/2019	270	1,551.90	
1654438	2014396	11/22/2019	270	1,146.58	
1654092	202701109 AIRS DS	11/22/2019	270	1,114.74	
1654446	2014404	11/22/2019	270	1,083.10	
1654447	2014405	11/22/2019	270	1,072.23	
1654434	2014392	11/22/2019	270	879.94	
1654444	2014402	11/22/2019	270	733.86	
1654445	2014403	11/22/2019	270	690.07	
1654465	2014437	11/22/2019	270	566.42	
1654451	2014409	11/22/2019	270	545.52	
1654435	2014393	11/22/2019	270	333.95	
1654450	2014408	11/22/2019	270	235.91	
1654496	2014471	11/22/2019	270	230.00	
1654479	2014454	11/22/2019	270	212.62	
1654462	2014425	11/22/2019	270	210.00	
1654449	2014407	11/22/2019	270	126.00	
1654094	202701101	11/22/2019	270	99.94	
1654475	2014450	11/22/2019	270	96.77	
1654427	2014385	11/22/2019	270	55.90	
1654428	2014386	11/22/2019	270	9.81	
1654077	CD ACH Bank Trans	11/22/2019	270		8,893,000.00
1654106	DFA EFT REV 11/22	11/22/2019	270		78,216.37
1654095	202701102	11/22/2019	270		4,766,997.08
1654096	2027021103	11/22/2019	270		4,262,078.63
1654098	202701104	11/22/2019	270		188,810,408.26
1654834	2039\81102	11/25/2019	270	100,360,471.85	
1654815	202701107 AIRS TA	11/25/2019	270	32,357,101.31	
1654854	2014531	11/25/2019	270	12,680,514.17	
1654822	203001104	11/25/2019	270	10,000,000.00	
1654853	2014530	11/25/2019	270	8,620,476.82	
1654883	2014572	11/25/2019	270	2,167,439.66	

Run Date: 1/2/2020
 Run Time: 11:52:29AM

Demand Account Activity

Start Date: 7/1/2019 End Date: 12/31/2019

Page: 133
 User: 0

Jnl. Entry	Ref #	Trx. Date	Ledger	Debit Amount	Credit Amount
1654821	202301101	11/25/2019	270	1,000,000.00	
1654840	203981104	11/25/2019	270	657,957.38	
1654825	203981101	11/25/2019	270	339,280.23	
1654866	2014545	11/25/2019	270	252,828.40	
1654856	2014535	11/25/2019	270	238,558.70	
1654860	2014539	11/25/2019	270	170,811.63	
1654900	2014592	11/25/2019	270	150,472.33	
1654892	2014581	11/25/2019	270	117,336.61	
1654855	2014534	11/25/2019	270	113,945.16	
1654857	2014536	11/25/2019	270	100,000.00	
1654887	2014576	11/25/2019	270	80,203.40	
1654872	2014551	11/25/2019	270	67,160.00	
1654816	202701108 AIRS TA	11/25/2019	270	61,695.88	
1654881	2014570	11/25/2019	270	55,577.38	
1654884	2014573	11/25/2019	270	54,404.49	
1654894	2014583	11/25/2019	270	42,179.24	
1654861	2014540	11/25/2019	270	35,065.63	
1654818	202701100 AIRS D	11/25/2019	270	30,655.89	
1654876	2014556	11/25/2019	270	24,164.24	
1654936	2014644	11/25/2019	270	23,717.63	
1654880	2014569	11/25/2019	270	22,388.08	
1654937	2014645	11/25/2019	270	19,283.04	
1654878	2014567	11/25/2019	270	10,106.45	
1654873	2014552	11/25/2019	270	8,295.00	
1654871	2014550	11/25/2019	270	7,440.00	
1654874	2014553	11/25/2019	270	7,008.60	
1654877	2014557	11/25/2019	270	5,793.75	
1654913	2014609	11/25/2019	270	5,240.00	
1654915	2014611	11/25/2019	270	3,624.00	
1654916	2014612	11/25/2019	270	3,444.00	
1654879	2014568	11/25/2019	270	2,870.59	
1654870	2014549	11/25/2019	270	1,524.25	
1654862	2014541	11/25/2019	270	1,502.00	
1654886	2014575	11/25/2019	270	1,364.00	
1654863	2014542	11/25/2019	270	998.00	
1654819	202701101	11/25/2019	270	858.71	
1654904	2014597	11/25/2019	270	850.00	
1654817	202701109 AIRS DE	11/25/2019	270	823.14	
1654869	2014548	11/25/2019	270	778.00	
1654868	2014547	11/25/2019	270	694.00	
1654864	2014543	11/25/2019	270	452.00	
1654912	2014608	11/25/2019	270	305.00	
1654858	2014537	11/25/2019	270	205.10	
1654865	2014544	11/25/2019	270	190.00	
1654893	2014582	11/25/2019	270	161.63	
1654914	2014610	11/25/2019	270	92.50	
1654885	2014574	11/25/2019	270	51.98	
1654859	2014538	11/25/2019	270	38.89	
1654867	2014546	11/25/2019	270	27.00	
1654820	202701102	11/25/2019	270		11,189,199.13
1654823	202701103	11/25/2019	270		124,753,517.24
1654940	202701101	11/25/2019	270		34,000,000.00
1654949	192701108	11/26/2019	270	169,315,194.44	
1655316	2014700	11/26/2019	270	50,087,601.56	
1655257	192701101EFT AIRS	11/26/2019	270	37,387,940.51	
1654948	192701107	11/26/2019	270	11,000,000.00	

Run Date: 1/2/2020
Run Time: 11:52:29AM

Demand Account Activity

Start Date: 7/1/2019 End Date: 12/31/2019

Page: 134
User: 0

Jnl. Entry	Ref #	Trx. Date	Ledger	Debit Amount	Credit Amount
1655263	112701120	11/26/2019	270	11,000,000.00	
1655320	2014705	11/26/2019	270	6,321,564.12	
1654947	192701106	11/26/2019	270	5,000,000.00	
1655297	2014680	11/26/2019	270	1,486,202.00	
1655349	2014754	11/26/2019	270	594,528.50	
1655325	2014710	11/26/2019	270	550,000.00	
1655281	2014663	11/26/2019	270	520,264.12	
1655350	2014756	11/26/2019	270	304,950.23	
1655298	2014681	11/26/2019	270	259,157.00	
1655312	2014696	11/26/2019	270	238,150.76	
1655341	2014744	11/26/2019	270	145,000.00	
1655288	2014670	11/26/2019	270	123,163.20	
1655301	2014684	11/26/2019	270	113,271.70	
1655351	2014757	11/26/2019	270	96,779.84	
1655303	2014686	11/26/2019	270	83,962.14	
1655317	2014701	11/26/2019	270	58,978.35	
1655311	2014694	11/26/2019	270	51,756.71	
1655295	2014678	11/26/2019	270	49,351.36	
1655353	2014759	11/26/2019	270	47,540.74	
1655367	2014777	11/26/2019	270	45,526.72	
1655381	2014797	11/26/2019	270	45,430.84	
1655324	2014709	11/26/2019	270	37,131.10	
1655365	2014775	11/26/2019	270	35,643.05	
1655259	192701102CC AIRS	11/26/2019	270	34,975.64	
1655342	2014745	11/26/2019	270	30,751.91	
1655323	2014708	11/26/2019	270	25,208.00	
1655261	192701104IRPCC A	11/26/2019	270	20,720.60	
1655322	2014707	11/26/2019	270	20,634.90	
1655287	2014669	11/26/2019	270	17,100.00	
1655368	2014778	11/26/2019	270	17,000.00	
1655321	2014706	11/26/2019	270	16,170.00	
1655383	2014800	11/26/2019	270	16,125.47	
1655382	2014798	11/26/2019	270	14,100.17	
1655379	2014795	11/26/2019	270	10,058.50	
1655294	2014676	11/26/2019	270	9,784.08	
1655364	2014774	11/26/2019	270	7,277.71	
1655373	2014783	11/26/2019	270	6,550.00	
1655286	2014668	11/26/2019	270	6,520.00	
1655285	2014667	11/26/2019	270	5,940.00	
1655284	2014666	11/26/2019	270	5,765.00	
1655283	2014665	11/26/2019	270	5,275.00	
1655376	2014786	11/26/2019	270	5,215.00	
1655326	2014711	11/26/2019	270	5,158.00	
1655335	2014735	11/26/2019	270	4,739.29	
1655336	2014736	11/26/2019	270	4,554.16	
1655366	2014776	11/26/2019	270	4,546.58	
1655328	2014722	11/26/2019	270	4,344.38	
1655280	2014662	11/26/2019	270	3,763.72	
1655338	2014738	11/26/2019	270	2,706.09	
1655363	2014773	11/26/2019	270	2,511.25	
1655302	2014685	11/26/2019	270	2,210.87	
1655299	2014682	11/26/2019	270	2,147.93	
1655300	2014683	11/26/2019	270	2,052.12	
1655337	2014737	11/26/2019	270	1,963.45	
1655289	2014671	11/26/2019	270	1,962.68	
1655304	2014687	11/26/2019	270	1,632.00	

Run Date: 1/2/2020
 Run Time: 11:52:29AM

Demand Account Activity

Start Date: 7/1/2019 End Date: 12/31/2019

Page: 135
 User: 0

Jnl. Entry	Ref #	Trx. Date	Ledger	Debit Amount	Credit Amount
1655260	192701103IFTA CC.	11/26/2019	270	686.40	
1655305	2014688	11/26/2019	270	586.00	
1655327	2014721	11/26/2019	270	580.00	
1655306	2014689	11/26/2019	270	516.00	
1655380	2014796	11/26/2019	270	478.34	
1655296	2014679	11/26/2019	270	470.15	
1655319	2014704	11/26/2019	270	336.92	
1655308	2014691	11/26/2019	270	297.00	
1655290	2014672	11/26/2019	270	295.00	
1655310	2014693	11/26/2019	270	222.50	
1655307	2014690	11/26/2019	270	182.00	
1655292	2014674	11/26/2019	270	175.00	
1655377	2014787	11/26/2019	270	103.44	
1655374	2014784	11/26/2019	270	80.00	
1655375	2014785	11/26/2019	270	56.25	
1655293	2014675	11/26/2019	270	43.60	
1655309	2014692	11/26/2019	270	35.00	
1655291	2014673	11/26/2019	270	12.75	
1654942	CD ACH Bank Trans	11/26/2019	270		72,897,000.00
1654952	REV EFT 11/26/19	11/26/2019	270		317,935.30
1654946	192701105	11/26/2019	270		207,580,453.20
1655249	192701110	11/26/2019	270		13,997,060.24
1655739	192701101EFT AIRS	11/27/2019	270	51,359,355.74	
1655755	192701121	11/27/2019	270	25,000,000.00	
1655722	192701108	11/27/2019	270	16,074,061.70	
1655719	192701105	11/27/2019	270	16,000,000.00	
1655784	2014839	11/27/2019	270	4,983,497.75	
1655808	2014868	11/27/2019	270	1,896,895.88	
1655803	2014863	11/27/2019	270	1,512,344.71	
1655795	2014852	11/27/2019	270	1,490,224.10	
1655718	192701104	11/27/2019	270	1,000,000.00	
1655794	2014850	11/27/2019	270	593,427.61	
1655823	2014895	11/27/2019	270	447,086.41	
1655805	2014865	11/27/2019	270	262,881.14	
1655785	2014840	11/27/2019	270	183,983.96	
1655802	2014859	11/27/2019	270	128,426.79	
1655817	2014887	11/27/2019	270	74,202.02	
1655796	2014853	11/27/2019	270	57,401.20	
1655811	2014871	11/27/2019	270	35,609.80	
1655858	2014934	11/27/2019	270	25,468.43	
1655742	192701104IRPCC A	11/27/2019	270	18,115.53	
1655827	2014901	11/27/2019	270	17,731.29	
1655812	2014872	11/27/2019	270	15,418.10	
1655821	2014892	11/27/2019	270	12,043.04	
1655740	192701102AIRS CC	11/27/2019	270	10,531.91	
1655791	2014847	11/27/2019	270	8,380.00	
1655816	2014877	11/27/2019	270	5,979.25	
1655799	2014856	11/27/2019	270	5,833.34	
1655801	2014858	11/27/2019	270	5,041.06	
1655819	2014889	11/27/2019	270	4,786.58	
1655809	2014869	11/27/2019	270	4,374.80	
1655834	2014909	11/27/2019	270	3,252.00	
1655790	2014846	11/27/2019	270	3,140.50	
1655822	2014894	11/27/2019	270	2,215.48	
1655797	2014854	11/27/2019	270	1,833.33	
1655862	Back Out Journal Er	11/27/2019	270	1,650.00	

Run Date: 1/2/2020
 Run Time: 11:52:29AM

Demand Account Activity

Start Date: 7/1/2019 End Date: 12/31/2019

Page: 136
 User: 0

Jnl. Entry	Ref #	Trx. Date	Ledger	Debit Amount	Credit Amount
1655863	Correct Journal Entr	11/27/2019	270	1,650.00	
1655818	2014888	11/27/2019	270	1,250.00	
1655798	2014855	11/27/2019	270	862.00	
1655741	192701103IFTA CC.	11/27/2019	270	317.45	
1655793	2014849	11/27/2019	270	205.00	
1655721	192701107	11/27/2019	270	77.00	
1655810	2014870	11/27/2019	270	38.80	
1655800	2014857	11/27/2019	270	11.45	
1655792	2014848	11/27/2019	270	8.50	
1655714	CD ACH Bank Trans	11/27/2019	270		9,823,000.00
1655715	192701101	11/27/2019	270		4,983,497.75
1655716	192701102	11/27/2019	270		6,447,244.66
1655717	192701103	11/27/2019	270		100,033,175.14
1655744	192701120	11/27/2019	270		1,650.00
1655861	Correct Journal Entr	11/27/2019	270		46,464.48
1656215	Correct Journal Entr	12/2/2019	270	146,000,000.00	
1656130	202751202	12/2/2019	270	143,000,000.00	
1656121	202701204	12/2/2019	270	123,100,000.00	
1656182	2015026	12/2/2019	270	4,676,166.08	
1656157	2014981	12/2/2019	270	4,420,129.81	
1655882	CD ACH Bank Trans	12/2/2019	270	3,000,000.00	
1656116	203001204	12/2/2019	270	3,000,000.00	
1656153	2014971	12/2/2019	270	1,495,998.86	
1656147	2014961	12/2/2019	270	646,677.90	
1656137	2014941	12/2/2019	270	416,879.26	
1656133	2014936	12/2/2019	270	399,047.36	
1656136	2014940	12/2/2019	270	220,338.63	
1656179	2015010	12/2/2019	270	198,150.00	
1656185	2015030	12/2/2019	270	142,863.33	
1656212	2015076	12/2/2019	270	142,558.78	
1656138	2014942	12/2/2019	270	51,876.90	
1656209	2015069	12/2/2019	270	44,923.00	
1656152	2014970	12/2/2019	270	43,277.10	
1656151	2014969	12/2/2019	270	38,033.93	
1656198	2015057	12/2/2019	270	33,695.40	
1656135	2014939	12/2/2019	270	28,606.06	
1656211	2015072	12/2/2019	270	28,487.25	
1656176	2015004	12/2/2019	270	25,903.87	
1656210	2015070	12/2/2019	270	24,500.46	
1656150	2014968	12/2/2019	270	22,487.22	
1656149	2014967	12/2/2019	270	22,171.90	
1656148	2014966	12/2/2019	270	16,311.29	
1656181	2015025	12/2/2019	270	14,054.79	
1656134	2014937	12/2/2019	270	12,145.00	
1656207	2015067	12/2/2019	270	8,837.50	
1656139	2014946	12/2/2019	270	8,498.00	
1656200	2015060	12/2/2019	270	8,130.10	
1656180	2015018	12/2/2019	270	7,259.56	
1656145	2014956	12/2/2019	270	5,941.90	
1656144	2014953	12/2/2019	270	4,809.75	
1656169	2014996	12/2/2019	270	4,680.00	
1656208	2015068	12/2/2019	270	4,661.00	
1656168	2014992	12/2/2019	270	4,315.00	
1656203	2015063	12/2/2019	270	4,111.00	
1656202	2015062	12/2/2019	270	3,617.50	
1656184	2015029	12/2/2019	270	1,944.00	

Run Date: 1/2/2020
 Run Time: 11:52:29AM

Demand Account Activity

Start Date: 7/1/2019 End Date: 12/31/2019

Page: 137
 User: 0

Jnl. Entry	Ref #	Trx. Date	Ledger	Debit Amount	Credit Amount
1656170	2014997	12/2/2019	270	442.00	
1656204	2015064	12/2/2019	270	200.00	
1656167	2014991	12/2/2019	270	140.00	
1656143	2014950	12/2/2019	270	120.00	
1656141	2014948	12/2/2019	270	90.00	
1656205	2015065	12/2/2019	270	56.25	
1656199	2015059	12/2/2019	270	54.05	
1656201	2015061	12/2/2019	270	36.25	
1656122	202701205	12/2/2019	270	0.02	
1655881	CD ACH Bank Trans	12/2/2019	270		4,759,000.00
1656118	202701201	12/2/2019	270		7,282,501.56
1656119	202701202	12/2/2019	270		35,195,034.10
1656120	202701203	12/2/2019	270		90,000,000.00
1656123	202701206	12/2/2019	270		4,384,924.47
1656124	202701207	12/2/2019	270		146,922,416.50
1656214	Back Out Journal Er	12/2/2019	270		143,000,000.00
1656216	202701215	12/2/2019	270		91,420.83
1656461	202701204	12/3/2019	270	17,020,521.36	
1656469	202701207 AIRS TA	12/3/2019	270	13,616,729.53	
1656457	203001204	12/3/2019	270	9,000,000.00	
1656512	2015141	12/3/2019	270	3,025,846.36	
1656474	202751201	12/3/2019	270	2,000,000.00	
1656528	2015185	12/3/2019	270	1,535,220.14	
1656464	202701206	12/3/2019	270	1,076,815.37	
1656547	2015211	12/3/2019	270	991,495.77	
1656479	2015090	12/3/2019	270	942,435.88	
1656570	2015245	12/3/2019	270	741,000.00	
1656478	2015086	12/3/2019	270	614,433.04	
1656520	2015160	12/3/2019	270	316,000.00	
1656508	2015137	12/3/2019	270	305,580.98	
1656569	2015243	12/3/2019	270	255,901.55	
1656477	2015084	12/3/2019	270	179,403.57	
1656523	2015163	12/3/2019	270	175,853.64	
1656470	202701208 AIRSTA	12/3/2019	270	175,233.36	
1656507	2015136	12/3/2019	270	47,094.87	
1656568	2015242	12/3/2019	270	46,185.40	
1656511	2015140	12/3/2019	270	43,873.60	
1656472	202701210 AIRS DE	12/3/2019	270	33,148.44	
1656544	2015207	12/3/2019	270	30,197.67	
1656522	2015162	12/3/2019	270	29,711.57	
1656525	2015181	12/3/2019	270	16,030.00	
1656518	2015153	12/3/2019	270	15,573.21	
1656550	2015217	12/3/2019	270	6,170.50	
1656485	2015106	12/3/2019	270	6,012.81	
1656517	2015152	12/3/2019	270	3,954.00	
1656546	2015210	12/3/2019	270	3,450.00	
1656516	2015151	12/3/2019	270	3,040.00	
1656490	2015112	12/3/2019	270	2,275.00	
1656504	2015131	12/3/2019	270	2,250.00	
1656484	2015105	12/3/2019	270	2,125.00	
1656505	2015133	12/3/2019	270	2,047.25	
1656509	2015138	12/3/2019	270	1,981.58	
1656502	2015129	12/3/2019	270	1,800.00	
1656482	2015103	12/3/2019	270	1,657.90	
1656491	2015114	12/3/2019	270	1,228.75	
1656488	2015109	12/3/2019	270	1,097.25	

Run Date: 1/2/2020
 Run Time: 11:52:29AM

Demand Account Activity

Start Date: 7/1/2019 End Date: 12/31/2019

Page: 138
 User: 0

Jnl. Entry	Ref #	Trx. Date	Ledger	Debit Amount	Credit Amount
1656545	2015209	12/3/2019	270	982.50	
1656499	2015125	12/3/2019	270	882.50	
1656489	2015111	12/3/2019	270	770.00	
1656506	2015135	12/3/2019	270	740.00	
1656471	202701209 AIRS DE	12/3/2019	270	594.38	
1656458	202701201	12/3/2019	270	547.91	
1656510	2015139	12/3/2019	270	159.97	
1656480	2015101	12/3/2019	270	90.00	
1656496	2015120	12/3/2019	270	60.00	
1656481	2015102	12/3/2019	270	57.77	
1656483	2015104	12/3/2019	270	4.25	
1656486	2015107	12/3/2019	270	1.00	
1656220	CD ACH Bank Trans	12/3/2019	270		34,079,828.63
1656459	202701202	12/3/2019	270		7,999,092.84
1656460	202701203	12/3/2019	270		9,972,308.90
1656836	203001203	12/4/2019	270	36,000,000.00	
1656572	CD ACH Bank Trans	12/4/2019	270	24,078,612.99	
1656847	202701207 AIRS TA	12/4/2019	270	15,761,964.60	
1656940	2015359	12/4/2019	270	4,196,358.00	
1656855	202751201	12/4/2019	270	3,000,000.00	
1656868	2015266	12/4/2019	270	2,663,160.68	
1656892	2015290	12/4/2019	270	2,224,186.47	
1656871	2015269	12/4/2019	270	2,000,000.00	
1656872	2015270	12/4/2019	270	1,760,543.47	
1656895	2015298	12/4/2019	270	1,011,650.35	
1656839	202301201	12/4/2019	270	1,000,000.00	
1656942	2015361	12/4/2019	270	276,276.52	
1656922	2015336	12/4/2019	270	148,038.53	
1656924	2015338	12/4/2019	270	119,729.06	
1656900	2015304	12/4/2019	270	113,305.11	
1656849	202701209 AIRS DE	12/4/2019	270	112,384.24	
1656946	2015370	12/4/2019	270	57,388.60	
1656874	2015272	12/4/2019	270	36,921.92	
1656891	2015289	12/4/2019	270	34,340.66	
1656848	202701208 AIRS TA	12/4/2019	270	31,985.23	
1656878	2015276	12/4/2019	270	28,471.32	
1656876	2015274	12/4/2019	270	21,500.35	
1656915	2015328	12/4/2019	270	19,512.25	
1656864	2015260	12/4/2019	270	18,900.00	
1656860	2015246	12/4/2019	270	17,969.83	
1656890	2015288	12/4/2019	270	11,562.42	
1656934	2015348	12/4/2019	270	7,675.00	
1656951	2015375	12/4/2019	270	6,290.30	
1656861	2015247	12/4/2019	270	5,461.75	
1656933	2015347	12/4/2019	270	4,922.00	
1656943	2015362	12/4/2019	270	3,883.00	
1656863	2015259	12/4/2019	270	3,676.11	
1656873	2015271	12/4/2019	270	3,143.25	
1656870	2015268	12/4/2019	270	1,700.00	
1656886	2015284	12/4/2019	270	1,624.61	
1656905	2015313	12/4/2019	270	1,489.44	
1656944	2015368	12/4/2019	270	1,080.00	
1656867	2015265	12/4/2019	270	900.00	
1656894	2015297	12/4/2019	270	810.00	
1656889	2015287	12/4/2019	270	674.40	
1656903	2015310	12/4/2019	270	622.00	

Run Date: 1/2/2020
 Run Time: 11:52:29AM

Demand Account Activity

Start Date: 7/1/2019 End Date: 12/31/2019

Page: 139
 User: 0

Jnl. Entry	Ref #	Trx. Date	Ledger	Debit Amount	Credit Amount
1656896	2015300	12/4/2019	270	544.98	
1656875	2015273	12/4/2019	270	517.05	
1656862	2015257	12/4/2019	270	468.43	
1656866	2015264	12/4/2019	270	327.00	
1656869	2015267	12/4/2019	270	200.00	
1656865	2015263	12/4/2019	270	100.00	
1656899	2015303	12/4/2019	270	76.00	
1656898	2015302	12/4/2019	270	51.72	
1656897	2015301	12/4/2019	270	50.00	
1656857	DFA EFT REV 12/4/	12/4/2019	270		2,348,796.02
1656837	202701201	12/4/2019	270		16,315,316.32
1656838	202701202	12/4/2019	270		6,838,164.50
1656851	202701203	12/4/2019	270		69,921,304.47
1658096	2015439	12/5/2019	270	258,974,541.23	
1658053	202701207 AIRS TA	12/5/2019	270	12,536,166.44	
1658032	203001205	12/5/2019	270	10,000,000.00	
1658089	2015429	12/5/2019	270	1,843,501.71	
1658127	2015495	12/5/2019	270	1,184,671.67	
1656955	CD ACH Bank Trans	12/5/2019	270	1,000,000.00	
1658102	2015445	12/5/2019	270	626,751.16	
1658118	2015471	12/5/2019	270	485,090.05	
1658108	2015459	12/5/2019	270	305,868.18	
1658068	2015398	12/5/2019	270	166,925.45	
1658054	202701208 AIRS TA	12/5/2019	270	120,904.56	
1658069	2015399	12/5/2019	270	113,257.79	
1658056	202701210 AIRS D€	12/5/2019	270	111,396.29	
1658072	2015404	12/5/2019	270	53,701.36	
1658094	2015437	12/5/2019	270	39,007.75	
1658110	2015462	12/5/2019	270	16,503.59	
1658126	2015494	12/5/2019	270	8,854.55	
1658070	2015400	12/5/2019	270	7,475.27	
1658095	2015438	12/5/2019	270	7,410.86	
1658055	202701209 AIRS D€	12/5/2019	270	6,962.11	
1658065	2015393	12/5/2019	270	5,715.00	
1658060	2015382	12/5/2019	270	4,462.67	
1658099	2015442	12/5/2019	270	3,194.18	
1658074	2015413	12/5/2019	270	3,032.63	
1658088	2015428	12/5/2019	270	2,796.44	
1658059	2015378	12/5/2019	270	2,708.00	
1658084	2015424	12/5/2019	270	2,590.58	
1658062	2015385	12/5/2019	270	2,090.50	
1658064	2015388	12/5/2019	270	2,049.75	
1658067	2015397	12/5/2019	270	1,000.00	
1658035	202701203	12/5/2019	270	691.75	
1658083	2015423	12/5/2019	270	541.09	
1658061	2015383	12/5/2019	270	514.62	
1658081	2015421	12/5/2019	270	457.00	
1658071	2015402	12/5/2019	270	394.06	
1658058	2015377	12/5/2019	270	287.00	
1658082	2015422	12/5/2019	270	169.25	
1658073	2015412	12/5/2019	270	160.00	
1656954	CD ACH Bank Trans	12/5/2019	270		1,000,000.00
1658027	DFA EFT REV 12/5/	12/5/2019	270		3,657.69
1658033	202701201	12/5/2019	270		16,642,209.88
1658034	202701202	12/5/2019	270		2,663,160.68
1658036	202701204	12/5/2019	270		6,576,675.46

Run Date: 1/2/2020
 Run Time: 11:52:29AM

Demand Account Activity

Page: 140
 User: 0

Start Date: 7/1/2019 End Date: 12/31/2019

Jnl. Entry	Ref #	Trx. Date	Ledger	Debit Amount	Credit Amount
1658037	202701205	12/5/2019	270		229,570,468.50
1658038	202701206	12/5/2019	270		20,654,978.09
1658140	202751201	12/5/2019	270		10,000,000.00
1658436	202701203	12/6/2019	270	405,996,877.46	
1658452	202751201	12/6/2019	270	11,000,000.00	
1658448	202701207 AIRS TA	12/6/2019	270	6,943,122.14	
1658433	203001204	12/6/2019	270	5,000,000.00	
1658500	2015592	12/6/2019	270	1,089,129.85	
1658506	2015605	12/6/2019	270	537,400.14	
1658492	2015583	12/6/2019	270	500,016.95	
1658476	2015562	12/6/2019	270	480,667.50	
1658457	2015521	12/6/2019	270	411,195.30	
1658455	2015515	12/6/2019	270	375,707.44	
1658505	2015604	12/6/2019	270	204,159.68	
1658475	2015561	12/6/2019	270	170,860.23	
1658513	2015615	12/6/2019	270	155,585.29	
1658503	2015601	12/6/2019	270	118,791.67	
1658490	2015581	12/6/2019	270	95,596.66	
1658449	202701208 AIRS TA	12/6/2019	270	73,636.21	
1658549	2015669	12/6/2019	270	59,514.26	
1658548	2015668	12/6/2019	270	58,731.16	
1658467	2015546	12/6/2019	270	44,245.00	
1658488	2015579	12/6/2019	270	43,471.26	
1658495	2015586	12/6/2019	270	41,297.83	
1658460	2015538	12/6/2019	270	37,605.00	
1658461	2015539	12/6/2019	270	27,145.00	
1658466	2015544	12/6/2019	270	23,380.00	
1658459	2015536	12/6/2019	270	17,260.00	
1658462	2015540	12/6/2019	270	16,990.00	
1658479	2015566	12/6/2019	270	15,505.90	
1658463	2015541	12/6/2019	270	13,910.00	
1658464	2015542	12/6/2019	270	12,650.00	
1658465	2015543	12/6/2019	270	12,520.00	
1658507	2015609	12/6/2019	270	11,782.34	
1658502	2015600	12/6/2019	270	8,566.56	
1658485	2015574	12/6/2019	270	8,091.56	
1658518	2015626	12/6/2019	270	7,031.50	
1658542	2015660	12/6/2019	270	5,561.00	
1658451	202701210 AIRS DE	12/6/2019	270	5,493.39	
1658456	2015519	12/6/2019	270	5,287.00	
1658471	2015555	12/6/2019	270	3,275.00	
1658543	2015661	12/6/2019	270	2,303.75	
1658472	2015557	12/6/2019	270	1,532.00	
1658546	2015665	12/6/2019	270	1,530.00	
1658450	202701209 AIRS DE	12/6/2019	270	1,521.78	
1658494	2015585	12/6/2019	270	1,501.75	
1658468	2015549	12/6/2019	270	1,240.00	
1658473	2015559	12/6/2019	270	843.50	
1658469	2015550	12/6/2019	270	769.25	
1658544	2015663	12/6/2019	270	550.00	
1658434	202701201	12/6/2019	270	321.00	
1658470	2015552	12/6/2019	270	200.00	
1658142	CD ACH Bank Trans	12/6/2019	270		19,782,755.00
1658429	DFA EFT REV 12/6/	12/6/2019	270		47,725.55
1658435	202701202	12/6/2019	270		402,827,515.07
1658437	202701204	12/6/2019	270		11,033,632.77

Run Date: 1/2/2020
 Run Time: 11:52:29AM

Demand Account Activity

Start Date: 7/1/2019 End Date: 12/31/2019

Page: 141
 User: 0

Jnl. Entry	Ref #	Trx. Date	Ledger	Debit Amount	Credit Amount
1658843	202701207 AIRS TA	12/9/2019	270	12,579,571.27	
1658850	203001204	12/9/2019	270	10,000,000.00	
1658955	202751201	12/9/2019	270	9,000,000.00	
1658879	2015716	12/9/2019	270	1,353,644.75	
1658849	202301201	12/9/2019	270	1,000,000.00	
1658885	2015729	12/9/2019	270	233,739.82	
1658871	2015685	12/9/2019	270	227,505.10	
1658868	2015681	12/9/2019	270	212,503.73	
1658887	2015734	12/9/2019	270	124,435.00	
1658865	2015675	12/9/2019	270	123,517.84	
1658929	2015823	12/9/2019	270	105,140.00	
1658933	2015829	12/9/2019	270	89,000.00	
1658870	2015684	12/9/2019	270	75,436.65	
1658844	202701208 AIRS TA	12/9/2019	270	59,868.17	
1658886	2015733	12/9/2019	270	44,560.08	
1658864	2015674	12/9/2019	270	43,378.68	
1658902	2015771	12/9/2019	270	36,089.94	
1658862	2015672	12/9/2019	270	31,433.72	
1658846	202701210 AIRS DE	12/9/2019	270	24,891.45	
1658953	2015856	12/9/2019	270	18,060.00	
1658882	2015726	12/9/2019	270	14,961.97	
1658874	2015707	12/9/2019	270	11,086.58	
1658883	2015727	12/9/2019	270	9,700.69	
1658873	2015696	12/9/2019	270	5,282.51	
1658930	2015824	12/9/2019	270	4,874.00	
1658921	2015793	12/9/2019	270	4,448.50	
1658872	2015695	12/9/2019	270	4,110.48	
1658936	2015833	12/9/2019	270	2,780.74	
1658914	2015786	12/9/2019	270	2,558.19	
1658918	2015790	12/9/2019	270	2,500.00	
1658866	2015679	12/9/2019	270	2,064.27	
1658931	2015825	12/9/2019	270	1,957.00	
1658880	2015723	12/9/2019	270	1,715.00	
1658869	2015683	12/9/2019	270	1,297.33	
1658919	2015791	12/9/2019	270	1,019.00	
1658845	202701209 AIRS DE	12/9/2019	270	914.44	
1658867	2015680	12/9/2019	270	764.73	
1658863	2015673	12/9/2019	270	324.25	
1658884	2015728	12/9/2019	270	187.49	
1658928	2015822	12/9/2019	270	73.49	
1658934	2015830	12/9/2019	270	58.50	
1658932	2015828	12/9/2019	270	48.50	
1658830	CD ACH Bank Trans	12/9/2019	270		1,375,000.00
1658847	202701201	12/9/2019	270		18.00
1658848	202701202	12/9/2019	270		7,407,284.29
1658851	202701203	12/9/2019	270		10,742,697.31
1658853	202701204	12/9/2019	270		16,040,789.55
1659389	202701207 AIRS TA	12/10/2019	270	16,876,844.86	
1659400	203981202	12/10/2019	270	13,692,498.37	
1659395	203001203	12/10/2019	270	8,000,000.00	
1659491	202701210	12/10/2019	270	2,274,588.31	
1659397	204721201	12/10/2019	270	1,474,423.92	
1659407	2015860	12/10/2019	270	1,251,085.69	
1659443	2015917	12/10/2019	270	1,150,570.76	
1659487	2016006	12/10/2019	270	1,028,553.99	
1659394	202301201	12/10/2019	270	1,000,000.00	

Run Date: 1/2/2020
 Run Time: 11:52:29AM

Demand Account Activity

Start Date: 7/1/2019 End Date: 12/31/2019

Page: 142
 User: 0

Jnl. Entry	Ref #	Trx. Date	Ledger	Debit Amount	Credit Amount
1659459	2015942	12/10/2019	270	396,619.26	
1659417	2015878	12/10/2019	270	369,807.83	
1659415	2015876	12/10/2019	270	369,025.58	
1659486	2016005	12/10/2019	270	279,157.38	
1659391	202701209 AIRS DE	12/10/2019	270	173,248.38	
1659411	2015865	12/10/2019	270	168,364.30	
1659465	2015951	12/10/2019	270	60,555.94	
1659412	2015866	12/10/2019	270	45,839.95	
1659429	2015896	12/10/2019	270	39,685.11	
1659406	2015859	12/10/2019	270	17,921.31	
1659421	2015884	12/10/2019	270	13,280.81	
1659413	2015870	12/10/2019	270	12,574.15	
1659444	2015923	12/10/2019	270	12,310.00	
1659460	2015944	12/10/2019	270	4,950.75	
1659482	2015999	12/10/2019	270	4,337.00	
1659414	2015875	12/10/2019	270	4,147.85	
1659423	2015888	12/10/2019	270	3,420.00	
1659410	2015864	12/10/2019	270	3,181.00	
1659418	2015880	12/10/2019	270	3,040.88	
1659483	2016000	12/10/2019	270	2,398.09	
1659409	2015863	12/10/2019	270	1,817.00	
1659419	2015881	12/10/2019	270	1,230.00	
1659424	2015890	12/10/2019	270	1,164.00	
1659420	2015882	12/10/2019	270	882.50	
1659425	2015892	12/10/2019	270	480.00	
1659392	202701201	12/10/2019	270	402.00	
1659434	2015906	12/10/2019	270	372.00	
1659436	2015909	12/10/2019	270	300.00	
1659422	2015885	12/10/2019	270	260.00	
1659390	202701208 AIRS DE	12/10/2019	270	137.67	
1658957	CD ACH Bank Trans	12/10/2019	270		920,000.00
1659402	8008681 EFT REV 1	12/10/2019	270		11,584.53
1659393	202701202	12/10/2019	270		8,076,384.19
1659396	202701203	12/10/2019	270		38,670,102.60
1659492	202701205	12/10/2019	270		1,000,000.00
1659773	202701207 AIRS TA	12/11/2019	270	22,742,443.69	
1659780	203001204	12/11/2019	270	9,000,000.00	
1659795	Correct Journal Entr	12/11/2019	270	9,000,000.00	
1659862	2016146	12/11/2019	270	7,404,014.00	
1659803	2016020	12/11/2019	270	6,946,040.99	
1659796	2016010	12/11/2019	270	5,289,268.36	
1659844	2016094	12/11/2019	270	2,116,935.87	
1659845	2016096	12/11/2019	270	1,989,728.09	
1659798	2016012	12/11/2019	270	1,296,986.32	
1659896	202751201	12/11/2019	270	1,000,000.00	
1659810	2016036	12/11/2019	270	386,232.91	
1659805	2016024	12/11/2019	270	324,000.00	
1659847	2016099	12/11/2019	270	278,272.71	
1659809	2016028	12/11/2019	270	276,818.49	
1659804	2016021	12/11/2019	270	150,738.62	
1659876	2016174	12/11/2019	270	78,492.22	
1659808	2016027	12/11/2019	270	74,870.98	
1659812	2016057	12/11/2019	270	61,434.92	
1659877	2016175	12/11/2019	270	58,422.00	
1659846	2016098	12/11/2019	270	48,697.13	
1659850	2016103	12/11/2019	270	40,689.64	

Run Date: 1/2/2020
 Run Time: 11:52:29AM

Demand Account Activity

Start Date: 7/1/2019 End Date: 12/31/2019

Page: 143
 User: 0

Jnl. Entry	Ref #	Trx. Date	Ledger	Debit Amount	Credit Amount
1659775	202701208 AIRS TA	12/11/2019	270	39,527.24	
1659777	202701210 AIRS D€	12/11/2019	270	35,912.51	
1659807	2016026	12/11/2019	270	34,310.35	
1659855	2016129	12/11/2019	270	33,308.87	
1659792	Back Out Journal Er	12/11/2019	270	30,608.42	
1659894	2016198	12/11/2019	270	27,127.10	
1659856	2016133	12/11/2019	270	24,970.62	
1659885	2016183	12/11/2019	270	15,810.61	
1659800	2016014	12/11/2019	270	12,525.43	
1659840	2016089	12/11/2019	270	10,919.50	
1659873	2016169	12/11/2019	270	7,709.00	
1659835	2016084	12/11/2019	270	7,390.00	
1659806	2016025	12/11/2019	270	6,357.57	
1659874	2016170	12/11/2019	270	5,342.75	
1659811	2016047	12/11/2019	270	5,238.25	
1659776	202701209 AIRS D€	12/11/2019	270	1,716.46	
1659875	2016173	12/11/2019	270	1,480.00	
1659801	2016018	12/11/2019	270	1,095.90	
1659842	2016091	12/11/2019	270	780.74	
1659797	2016011	12/11/2019	270	352.12	
1659893	2016195	12/11/2019	270	159.75	
1659848	2016101	12/11/2019	270	154.70	
1659495	CD ACH Bank Trans	12/11/2019	270		1,462,000.00
1659788	8008685 EFT REV 1	12/11/2019	270		20,947.37
1659789	8008684 EFT REV 1	12/11/2019	270		30,608.42
1659791	8008682 DSMV TIC	12/11/2019	270		112.60
1659778	202701201	12/11/2019	270		6,142,971.87
1659779	202701202	12/11/2019	270		6,946,040.99
1659781	202701203	12/11/2019	270		5,736,828.69
1659783	202701204	12/11/2019	270		39,882,550.09
1659790	Back Out Journal Er	12/11/2019	270		9,000,000.00
1660219	2016246	12/12/2019	270	58,627,798.67	
1660181	202701207 AIRS TA	12/12/2019	270	12,710,135.74	
1660187	203001203	12/12/2019	270	10,000,000.00	
1660208	2016214	12/12/2019	270	7,156,447.52	
1659899	CD ACH Bank Trans	12/12/2019	270	5,000,000.00	
1660267	202751201	12/12/2019	270	2,000,000.00	
1660265	2016313	12/12/2019	270	577,000.00	
1660264	2016312	12/12/2019	270	561,568.00	
1660184	202701210 AIRS D€	12/12/2019	270	404,988.07	
1660266	2016314	12/12/2019	270	227,541.05	
1660207	2016212	12/12/2019	270	174,002.25	
1660223	2016252	12/12/2019	270	135,395.20	
1660182	202701208 AIRS TA	12/12/2019	270	122,022.05	
1660231	2016271	12/12/2019	270	121,566.01	
1660218	2016240	12/12/2019	270	115,839.11	
1660206	2016208	12/12/2019	270	114,320.73	
1660200	2016202	12/12/2019	270	73,607.27	
1660209	2016216	12/12/2019	270	24,575.00	
1660214	2016234	12/12/2019	270	24,002.46	
1660212	2016223	12/12/2019	270	21,662.47	
1660210	2016219	12/12/2019	270	14,998.82	
1660213	2016224	12/12/2019	270	12,089.75	
1660257	2016301	12/12/2019	270	11,468.01	
1660233	2016274	12/12/2019	270	9,327.50	
1660224	2016262	12/12/2019	270	8,391.70	

Run Date: 1/2/2020
 Run Time: 11:52:29AM

Demand Account Activity

Start Date: 7/1/2019 End Date: 12/31/2019

Page: 144
 User: 0

Jnl. Entry	Ref #	Trx. Date	Ledger	Debit Amount	Credit Amount
1660228	2016267	12/12/2019	270	6,470.82	
1660238	2016279	12/12/2019	270	5,530.00	
1660230	2016270	12/12/2019	270	5,411.00	
1660255	2016299	12/12/2019	270	3,840.69	
1660215	2016235	12/12/2019	270	2,710.96	
1660227	2016266	12/12/2019	270	1,625.00	
1660183	202701209 AIRS DE	12/12/2019	270	1,593.61	
1660222	2016250	12/12/2019	270	1,540.00	
1660247	2016288	12/12/2019	270	1,480.00	
1660220	2016248	12/12/2019	270	1,464.00	
1660196	2016200	12/12/2019	270	1,338.10	
1660202	2016204	12/12/2019	270	979.90	
1660199	2016201	12/12/2019	270	962.00	
1660251	2016293	12/12/2019	270	860.00	
1660225	2016264	12/12/2019	270	675.92	
1660236	2016277	12/12/2019	270	560.00	
1660253	2016295	12/12/2019	270	450.00	
1660243	2016284	12/12/2019	270	400.00	
1660248	2016289	12/12/2019	270	374.00	
1660240	2016281	12/12/2019	270	250.00	
1660217	2016239	12/12/2019	270	237.22	
1660226	2016265	12/12/2019	270	100.00	
1660239	2016280	12/12/2019	270	50.00	
1659898	CD ACH Bank Trans	12/12/2019	270		1,500,000.00
1660185	202701201	12/12/2019	270		12,602.84
1660186	202701202	12/12/2019	270		7,599,134.02
1660188	202701203	12/12/2019	270		5,325,909.57
1660192	202701204	12/12/2019	270		83,293,871.88
1660194	202701205	12/12/2019	270		83,635.61
1660574	203981201	12/13/2019	270	70,690,330.42	
1660563	202701207 AIRS TA	12/13/2019	270	37,525,611.96	
1660659	202751201	12/13/2019	270	9,000,000.00	
1660570	203001203	12/13/2019	270	4,000,000.00	
1660596	2016339	12/13/2019	270	2,960,900.82	
1660603	2016347	12/13/2019	270	569,542.00	
1660573	202601201	12/13/2019	270	250,000.00	
1660650	2016420	12/13/2019	270	111,713.69	
1660564	202701208 AIRS TA	12/13/2019	270	65,673.06	
1660636	2016397	12/13/2019	270	64,145.72	
1660595	2016338	12/13/2019	270	60,259.27	
1660598	2016341	12/13/2019	270	54,253.98	
1660599	2016342	12/13/2019	270	48,374.73	
1660611	2016361	12/13/2019	270	44,380.00	
1660604	2016353	12/13/2019	270	42,571.91	
1660641	2016407	12/13/2019	270	39,420.96	
1660634	2016392	12/13/2019	270	33,941.63	
1660619	2016373	12/13/2019	270	24,837.94	
1660653	2016426	12/13/2019	270	24,113.45	
1660566	202701210 AIRS DE	12/13/2019	270	9,496.57	
1660579	2016315	12/13/2019	270	7,030.74	
1660647	2016416	12/13/2019	270	5,737.00	
1660631	2016388	12/13/2019	270	5,220.00	
1660616	2016369	12/13/2019	270	2,720.11	
1660601	2016345	12/13/2019	270	2,405.56	
1660658	2016451	12/13/2019	270	2,132.56	
1660635	2016396	12/13/2019	270	1,367.93	

Run Date: 1/2/2020
 Run Time: 11:52:29AM

Demand Account Activity

Start Date: 7/1/2019 End Date: 12/31/2019

Page: 145
 User: 0

Jnl. Entry	Ref #	Trx. Date	Ledger	Debit Amount	Credit Amount
1660632	2016390	12/13/2019	270	723.00	
1660655	2016438	12/13/2019	270	329.80	
1660597	2016340	12/13/2019	270	287.00	
1660565	202701209 AIRS D€	12/13/2019	270	246.77	
1660615	2016368	12/13/2019	270	50.00	
1660567	202701201	12/13/2019	270	28.00	
1660271	CD ACH Bank Trans	12/13/2019	270		1,206,000.00
1660578	8008686 EFT REV 1	12/13/2019	270		9,632.04
1660568	202701202	12/13/2019	270		4,976,479.89
1660569	202701203	12/13/2019	270		2,960,900.82
1660571	202701204	12/13/2019	270		116,640,236.83
1660978	202701207 AIRS TA	12/16/2019	270	65,912,368.21	
1660962	203001203	12/16/2019	270	8,000,000.00	
1661053	2016520	12/16/2019	270	4,499,204.65	
1661038	2016503	12/16/2019	270	1,476,836.28	
1661085	2016570	12/16/2019	270	624,537.46	
1661029	2016494	12/16/2019	270	579,186.00	
1661056	2016523	12/16/2019	270	315,657.37	
1660967	202701203	12/16/2019	270	233,238.44	
1661013	2016478	12/16/2019	270	194,938.00	
1661052	2016519	12/16/2019	270	166,904.52	
1661084	2016569	12/16/2019	270	151,793.30	
1661035	2016500	12/16/2019	270	135,129.07	
1661079	2016560	12/16/2019	270	124,652.26	
1661040	2016505	12/16/2019	270	101,159.31	
1661049	2016516	12/16/2019	270	85,126.10	
1660979	202701208 AIRS TA	12/16/2019	270	74,060.29	
1660981	202701210 AIRS D€	12/16/2019	270	71,177.84	
1661018	2016483	12/16/2019	270	68,138.20	
1661016	2016481	12/16/2019	270	66,271.20	
1661036	2016501	12/16/2019	270	51,667.07	
1661019	2016484	12/16/2019	270	46,051.44	
1661014	2016479	12/16/2019	270	30,088.97	
1661057	2016524	12/16/2019	270	28,776.11	
1661055	2016522	12/16/2019	270	28,051.75	
1661058	2016525	12/16/2019	270	19,329.12	
1661020	2016485	12/16/2019	270	17,012.64	
1661015	2016480	12/16/2019	270	15,856.69	
1661039	2016504	12/16/2019	270	13,683.79	
1661048	2016515	12/16/2019	270	12,612.92	
1661067	2016538	12/16/2019	270	11,747.48	
1661037	2016502	12/16/2019	270	7,800.02	
1661033	2016498	12/16/2019	270	7,595.00	
1661082	2016567	12/16/2019	270	7,398.39	
1661059	2016526	12/16/2019	270	5,522.99	
1661023	2016488	12/16/2019	270	5,103.00	
1661021	2016486	12/16/2019	270	4,748.26	
1661083	2016568	12/16/2019	270	2,511.25	
1661010	2016473	12/16/2019	270	2,055.00	
1661030	2016495	12/16/2019	270	1,723.00	
1661007	2016467	12/16/2019	270	1,513.50	
1661034	2016499	12/16/2019	270	1,300.00	
1661025	2016490	12/16/2019	270	975.00	
1661041	2016507	12/16/2019	270	930.00	
1661011	2016475	12/16/2019	270	811.00	
1660980	202701209 AIRS D€	12/16/2019	270	729.93	

Run Date: 1/2/2020
 Run Time: 11:52:29AM

Demand Account Activity

Start Date: 7/1/2019 End Date: 12/31/2019

Page: 146
 User: 0

Jnl. Entry	Ref #	Trx. Date	Ledger	Debit Amount	Credit Amount
1661080	2016565	12/16/2019	270	600.00	
1661009	2016472	12/16/2019	270	520.00	
1661024	2016489	12/16/2019	270	245.00	
1661032	2016497	12/16/2019	270	230.00	
1661012	2016477	12/16/2019	270	218.25	
1661044	2016510	12/16/2019	270	200.00	
1661017	2016482	12/16/2019	270	190.73	
1661031	2016496	12/16/2019	270	172.50	
1660963	202701201	12/16/2019	270	157.25	
1661042	2016508	12/16/2019	270	141.00	
1661008	2016469	12/16/2019	270	140.00	
1661027	2016492	12/16/2019	270	138.50	
1661022	2016487	12/16/2019	270	57.03	
1661028	2016493	12/16/2019	270	50.00	
1661070	2016541	12/16/2019	270	4.31	
1660661	CD ACH Bank Trans	12/16/2019	270		1,318,000.00
1660987	EFT REV 12/16/19	12/16/2019	270		14,165.50
1660964	202701202	12/16/2019	270		6,729,389.76
1660969	202701204	12/16/2019	270		9,849,520.00
1660991	202701206	12/16/2019	270		36,277,923.46
1660994	202701211	12/16/2019	270		29,000,000.00
1661101	202701215	12/16/2019	270		0.01
1661385	202701207 AIRS TA	12/17/2019	270	161,794,534.94	
1661103	CD ACH Bank Trans	12/17/2019	270	19,500,000.00	
1661369	203001204	12/17/2019	270	13,000,000.00	
1661480	2016702	12/17/2019	270	1,511,449.18	
1661441	2016651	12/17/2019	270	1,107,648.89	
1661397	2016594	12/17/2019	270	798,087.94	
1661434	2016641	12/17/2019	270	759,240.00	
1661426	2016631	12/17/2019	270	540,559.09	
1661481	2016703	12/17/2019	270	351,792.86	
1661468	2016689	12/17/2019	270	250,000.00	
1661433	2016638	12/17/2019	270	220,435.24	
1661457	2016676	12/17/2019	270	181,050.45	
1661475	2016697	12/17/2019	270	170,811.10	
1661446	2016656	12/17/2019	270	170,000.00	
1661432	2016637	12/17/2019	270	128,356.20	
1661477	2016699	12/17/2019	270	115,711.94	
1661412	2016615	12/17/2019	270	114,204.31	
1661388	202701210 AIRS DE	12/17/2019	270	106,462.04	
1661474	2016695	12/17/2019	270	98,472.45	
1661405	2016608	12/17/2019	270	94,573.26	
1661406	2016609	12/17/2019	270	75,508.50	
1661444	2016654	12/17/2019	270	62,521.23	
1661450	2016660	12/17/2019	270	55,454.79	
1661442	2016652	12/17/2019	270	44,999.52	
1661437	2016647	12/17/2019	270	41,411.92	
1661445	2016655	12/17/2019	270	34,340.66	
1661407	2016610	12/17/2019	270	30,390.13	
1661419	2016623	12/17/2019	270	28,659.97	
1661479	2016701	12/17/2019	270	28,018.82	
1661400	2016603	12/17/2019	270	23,663.03	
1661418	2016622	12/17/2019	270	14,375.00	
1661399	2016602	12/17/2019	270	11,955.03	
1661398	2016601	12/17/2019	270	11,272.79	
1661417	2016621	12/17/2019	270	10,800.00	

Run Date: 1/2/2020
 Run Time: 11:52:29AM

Demand Account Activity

Page: 147
 User: 0

Start Date: 7/1/2019 End Date: 12/31/2019

Jnl. Entry	Ref #	Trx. Date	Ledger	Debit Amount	Credit Amount
1661435	2016645	12/17/2019	270	9,391.32	
1661416	2016620	12/17/2019	270	9,120.00	
1661472	2016693	12/17/2019	270	7,200.77	
1661427	2016632	12/17/2019	270	7,155.00	
1661402	2016605	12/17/2019	270	5,977.86	
1661478	2016700	12/17/2019	270	5,321.64	
1661420	2016625	12/17/2019	270	4,882.46	
1661436	2016646	12/17/2019	270	4,712.53	
1661430	2016635	12/17/2019	270	4,624.00	
1661408	2016611	12/17/2019	270	4,604.62	
1661462	2016683	12/17/2019	270	3,940.00	
1661460	2016680	12/17/2019	270	2,870.00	
1661403	2016606	12/17/2019	270	2,234.57	
1661401	2016604	12/17/2019	270	1,763.55	
1661428	2016633	12/17/2019	270	1,522.50	
1661386	202701208 AIRS TA	12/17/2019	270	1,420.00	
1661459	2016678	12/17/2019	270	1,408.00	
1661458	2016677	12/17/2019	270	1,250.00	
1661454	2016668	12/17/2019	270	1,248.75	
1661409	2016612	12/17/2019	270	1,239.31	
1661425	2016630	12/17/2019	270	1,152.75	
1661476	2016698	12/17/2019	270	894.00	
1661372	202701202	12/17/2019	270	773.00	
1661456	2016673	12/17/2019	270	580.00	
1661414	2016618	12/17/2019	270	500.00	
1661422	2016627	12/17/2019	270	371.71	
1661473	2016694	12/17/2019	270	260.00	
1661387	202701209 AIRS DE	12/17/2019	270	247.63	
1661439	2016649	12/17/2019	270	245.13	
1661463	2016684	12/17/2019	270	240.00	
1661465	2016686	12/17/2019	270	225.00	
1661431	2016636	12/17/2019	270	155.40	
1661410	2016613	12/17/2019	270	140.48	
1661455	2016670	12/17/2019	270	100.00	
1661464	2016685	12/17/2019	270	100.00	
1661429	2016634	12/17/2019	270	60.00	
1661461	2016682	12/17/2019	270	50.00	
1661424	2016629	12/17/2019	270	46.29	
1661413	2016617	12/17/2019	270	4.25	
1661102	CD ACH Bank Trans	12/17/2019	270		21,076,000.00
1661371	202701201	12/17/2019	270		13,333,173.14
1661373	202701203	12/17/2019	270		9,729,047.53
1661374	202701204	12/17/2019	270		147,375,933.60
1661390	202701211	12/17/2019	270		10,000,000.00
1661841	202701207 AIRS TA	12/18/2019	270	52,321,394.74	
1661875	2016761	12/18/2019	270	11,262,787.80	
1661820	202701201	12/18/2019	270	10,170,000.00	
1661985	2016901	12/18/2019	270	7,320,347.00	
1661818	203001204	12/18/2019	270	6,000,000.00	
1661509	CD ACH Bank Trans	12/18/2019	270		1,985,000.00
1661915	2016810	12/18/2019	270	1,947,192.56	
1661921	2016816	12/18/2019	270	1,272,416.25	
1661819	202301201	12/18/2019	270	1,000,000.00	
1661914	2016809	12/18/2019	270	573,102.00	
1661908	2016803	12/18/2019	270	432,478.90	
1661870	2016756	12/18/2019	270	198,531.64	

Run Date: 1/2/2020
 Run Time: 11:52:29AM

Demand Account Activity

Page: 148
 User: 0

Start Date: 7/1/2019 End Date: 12/31/2019

Jnl. Entry	Ref #	Trx. Date	Ledger	Debit Amount	Credit Amount
1661945	2016844	12/18/2019	270	182,797.01	
1661867	2016753	12/18/2019	270	170,556.07	
1661866	2016752	12/18/2019	270	135,420.73	
1661924	2016819	12/18/2019	270	115,450.84	
1661876	2016762	12/18/2019	270	63,472.97	
1661938	2016837	12/18/2019	270	58,573.76	
1661871	2016757	12/18/2019	270	54,711.29	
1661842	202701208 AIRS TA	12/18/2019	270	51,336.72	
1661980	2016896	12/18/2019	270	50,435.99	
1661940	2016839	12/18/2019	270	47,864.15	
1661923	2016818	12/18/2019	270	46,830.29	
1661939	2016838	12/18/2019	270	45,336.88	
1661883	2016774	12/18/2019	270	41,040.88	
1661941	2016840	12/18/2019	270	39,025.86	
1661954	2016855	12/18/2019	270	36,942.15	
1661918	2016813	12/18/2019	270	30,966.41	
1661884	2016775	12/18/2019	270	29,681.94	
1661887	2016778	12/18/2019	270	25,193.04	
1661937	2016836	12/18/2019	270	25,070.76	
1661868	2016754	12/18/2019	270	20,111.94	
1661935	2016831	12/18/2019	270	19,749.01	
1661872	2016758	12/18/2019	270	17,061.84	
1661900	2016793	12/18/2019	270	15,917.55	
1661844	202701210 AIRS DE	12/18/2019	270	14,481.61	
1661986	2016902	12/18/2019	270	11,765.27	
1661869	2016755	12/18/2019	270	11,651.77	
1661994	CORRECT LEDGEF	12/18/2019	270	9,889.93	
1661864	2016750	12/18/2019	270	9,285.45	
1661942	2016841	12/18/2019	270	9,152.89	
1661905	2016800	12/18/2019	270	8,860.00	
1661936	2016834	12/18/2019	270	8,373.72	
1661973	2016888	12/18/2019	270	7,211.00	
1661916	2016811	12/18/2019	270	5,894.75	
1661974	2016889	12/18/2019	270	5,545.00	
1661899	2016792	12/18/2019	270	4,811.00	
1661972	2016887	12/18/2019	270	4,720.00	
1661873	2016759	12/18/2019	270	4,524.20	
1661975	2016890	12/18/2019	270	4,361.50	
1661874	2016760	12/18/2019	270	4,070.71	
1661902	2016797	12/18/2019	270	3,750.00	
1661843	202701209 AIRS DE	12/18/2019	270	2,961.39	
1661989	2016906	12/18/2019	270	2,940.00	
1661919	2016814	12/18/2019	270	2,916.57	
1661917	2016812	12/18/2019	270	2,583.00	
1661994	CORRECT LEDGEF	12/18/2019	270	2,077.89	
1661983	2016899	12/18/2019	270	2,009.00	
1661877	2016763	12/18/2019	270	1,880.92	
1661913	2016808	12/18/2019	270	1,813.85	
1661926	2016821	12/18/2019	270	1,745.20	
1661881	2016770	12/18/2019	270	1,695.00	
1661878	2016764	12/18/2019	270	1,563.50	
1661880	2016769	12/18/2019	270	1,460.00	
1661946	2016845	12/18/2019	270	1,288.00	
1661909	2016804	12/18/2019	270	1,180.20	
1661947	2016846	12/18/2019	270	1,014.00	
1661981	2016897	12/18/2019	270	792.00	

Run Date: 1/2/2020
 Run Time: 11:52:29AM

Demand Account Activity

Page: 149
 User: 0

Start Date: 7/1/2019 End Date: 12/31/2019

Jnl. Entry	Ref #	Trx. Date	Ledger	Debit Amount	Credit Amount
1661951	2016850	12/18/2019	270	509.00	
1661927	2016822	12/18/2019	270	500.00	
1661885	2016776	12/18/2019	270	474.30	
1661992	2016909	12/18/2019	270	403.25	
1661882	2016772	12/18/2019	270	373.25	
1661948	2016847	12/18/2019	270	298.63	
1661953	2016854	12/18/2019	270	276.00	
1661911	2016806	12/18/2019	270	270.00	
1661903	2016798	12/18/2019	270	258.25	
1661982	2016898	12/18/2019	270	234.00	
1661920	2016815	12/18/2019	270	210.50	
1661943	2016842	12/18/2019	270	197.41	
1661949	2016848	12/18/2019	270	150.00	
1661886	2016777	12/18/2019	270	126.00	
1661991	2016908	12/18/2019	270	102.43	
1661979	2016895	12/18/2019	270	81.53	
1661950	2016849	12/18/2019	270	75.00	
1661879	2016766	12/18/2019	270	60.00	
1661976	2016892	12/18/2019	270	50.00	
1661865	2016751	12/18/2019	270	50.00	
1661912	2016807	12/18/2019	270	25.50	
1661990	2016907	12/18/2019	270	24.25	
1661508	CD ACH Bank Trans	12/18/2019	270		11,544,000.00
1661814	8008690 EFT REV 1	12/18/2019	270		11,199.00
1661821	202701202	12/18/2019	270		1,820.00
1661822	202701203	12/18/2019	270		12,310,648.66
1661823	202701204	12/18/2019	270		11,262,787.80
1661824	202701205	12/18/2019	270		5,851,432.25
1661825	202701206	12/18/2019	270		45,317,398.61
1661993	202701215	12/18/2019	270		10,000,000.00
1661997	CD ACH Bank Trans	12/19/2019	270	110,000,000.00	
1663135	2016962	12/19/2019	270	46,519,981.32	
1663183	2017033	12/19/2019	270	19,328,780.11	
1663081	2027012007 AIRST/	12/19/2019	270	19,165,625.32	
1663190	2017040	12/19/2019	270	17,260,442.22	
1663064	203001203	12/19/2019	270	12,000,000.00	
1663113	2016938	12/19/2019	270	9,153,917.54	
1663125	2016951	12/19/2019	270	8,627,872.72	
1663108	2016929	12/19/2019	270	6,364,402.65	
1663131	2016958	12/19/2019	270	926,956.61	
1663189	2017039	12/19/2019	270	776,338.36	
1663136	2016963	12/19/2019	270	472,652.44	
1663134	2016961	12/19/2019	270	387,148.15	
1663121	2016947	12/19/2019	270	345,483.48	
1663116	2016941	12/19/2019	270	170,400.34	
1663128	2016955	12/19/2019	270	137,619.68	
1663086	202701210 AIRS D€	12/19/2019	270	124,942.03	
1663082	202701208 AIRS TA	12/19/2019	270	100,222.55	
1663133	2016960	12/19/2019	270	80,982.40	
1663166	2017004	12/19/2019	270	74,079.69	
1663167	2017006	12/19/2019	270	40,085.55	
1663130	2016957	12/19/2019	270	38,714.76	
1663184	2017034	12/19/2019	270	37,345.14	
1663124	2016950	12/19/2019	270	23,085.00	
1663123	2016949	12/19/2019	270	17,125.00	
1663118	2016943	12/19/2019	270	14,964.82	

Run Date: 1/2/2020
 Run Time: 11:52:29AM

Demand Account Activity

Start Date: 7/1/2019 End Date: 12/31/2019

Page: 150
 User: 0

Jnl. Entry	Ref #	Trx. Date	Ledger	Debit Amount	Credit Amount
1663117	2016942	12/19/2019	270	8,730.00	
1663132	2016959	12/19/2019	270	8,249.88	
1663115	2016940	12/19/2019	270	7,895.36	
1663127	2016953	12/19/2019	270	5,523.00	
1663111	2016934	12/19/2019	270	5,355.00	
1663087	202701211 AIRS DE	12/19/2019	270	5,280.00	
1663159	2016997	12/19/2019	270	4,498.00	
1663168	2017007	12/19/2019	270	4,248.92	
1663119	2016944	12/19/2019	270	3,870.00	
1663114	2016939	12/19/2019	270	3,816.09	
1663155	2016993	12/19/2019	270	3,800.00	
1663126	2016952	12/19/2019	270	3,078.00	
1663153	2016991	12/19/2019	270	2,445.00	
1663122	2016948	12/19/2019	270	2,309.00	
1663129	2016956	12/19/2019	270	2,272.11	
1663110	2016933	12/19/2019	270	1,350.00	
1663165	2017003	12/19/2019	270	1,026.00	
1663163	2017001	12/19/2019	270	604.00	
1663112	2016936	12/19/2019	270	597.75	
1663085	202701209 AIRS DE	12/19/2019	270	489.13	
1663161	2016999	12/19/2019	270	200.00	
1663065	202701201	12/19/2019	270	130.00	
1663109	2016930	12/19/2019	270	120.00	
1663120	2016946	12/19/2019	270	84.30	
1663157	2016995	12/19/2019	270	80.00	
1663162	2017000	12/19/2019	270	75.00	
1663164	2017002	12/19/2019	270	42.00	
1663182	2017032	12/19/2019	270	34.40	
1661996	CD ACH Bank Trans	12/19/2019	270		1,620,000.00
1663061	Return item Var chgl	12/19/2019	270		465.00
1663083	DFA EFT REV 12/19	12/19/2019	270		49,903.63
1663066	202701202	12/19/2019	270		61,010,982.50
1663067	202701203	12/19/2019	270		123,588,595.55
1663068	202701204	12/19/2019	270		4,565,397.06
1663089	202701215	12/19/2019	270		61,000,000.00
1663529	202701202	12/20/2019	270	173,826,930.01	
1663586	2017087	12/20/2019	270	24,642,403.78	
1663546	202701207 AIRS TA	12/20/2019	270	19,428,176.84	
1663526	203001204	12/20/2019	270	10,000,000.00	
1663610	2017114	12/20/2019	270	2,015,577.73	
1663588	2017089	12/20/2019	270	2,000,000.00	
1663623	2017128	12/20/2019	270	1,524,368.44	
1663630	2017140	12/20/2019	270	654,410.46	
1663621	2017126	12/20/2019	270	352,719.05	
1663568	2017055	12/20/2019	270	302,044.91	
1663549	202701210 AIRS DE	12/20/2019	270	290,920.35	
1663624	2017129	12/20/2019	270	215,682.87	
1663593	2017094	12/20/2019	270	186,799.78	
1663573	2017062	12/20/2019	270	160,000.00	
1663602	2017103	12/20/2019	270	150,000.00	
1663639	2017153	12/20/2019	270	127,623.40	
1663581	2017080	12/20/2019	270	114,697.22	
1663594	2017095	12/20/2019	270	114,697.17	
1663564	2017051	12/20/2019	270	90,744.00	
1663589	2017090	12/20/2019	270	90,644.00	
1663622	2017127	12/20/2019	270	71,770.00	

Run Date: 1/2/2020
 Run Time: 11:52:29AM

Demand Account Activity

Page: 151
 User: 0

Start Date: 7/1/2019 End Date: 12/31/2019

Jnl. Entry	Ref #	Trx. Date	Ledger	Debit Amount	Credit Amount
1663603	2017104	12/20/2019	270	61,395.41	
1663574	2017063	12/20/2019	270	53,504.23	
1663597	2017098	12/20/2019	270	50,675.60	
1663620	2017125	12/20/2019	270	43,058.50	
1663583	2017083	12/20/2019	270	40,180.17	
1663631	2017144	12/20/2019	270	34,552.48	
1663592	2017093	12/20/2019	270	32,130.00	
1663596	2017097	12/20/2019	270	31,724.90	
1663629	2017138	12/20/2019	270	30,126.77	
1663595	2017096	12/20/2019	270	25,172.70	
1663625	2017130	12/20/2019	270	24,957.48	
1663598	2017099	12/20/2019	270	24,303.54	
1663609	2017113	12/20/2019	270	20,785.74	
1663600	2017101	12/20/2019	270	20,097.07	
1663628	2017137	12/20/2019	270	18,780.12	
1663649	2017165	12/20/2019	270	14,102.76	
1663561	2017048	12/20/2019	270	7,538.96	
1663590	2017091	12/20/2019	270	7,474.70	
1663599	2017100	12/20/2019	270	6,477.45	
1663563	2017050	12/20/2019	270	5,384.08	
1663562	2017049	12/20/2019	270	5,027.97	
1663584	2017085	12/20/2019	270	4,544.00	
1663569	2017057	12/20/2019	270	3,413.24	
1663570	2017058	12/20/2019	270	3,095.40	
1663578	2017075	12/20/2019	270	2,940.00	
1663591	2017092	12/20/2019	270	2,008.83	
1663575	2017069	12/20/2019	270	1,803.25	
1663638	2017152	12/20/2019	270	1,727.72	
1663633	2017146	12/20/2019	270	1,672.00	
1663601	2017102	12/20/2019	270	1,621.41	
1663577	2017074	12/20/2019	270	1,540.00	
1663656	2017175	12/20/2019	270	1,325.50	
1663585	2017086	12/20/2019	270	1,275.00	
1663571	2017059	12/20/2019	270	1,089.94	
1663580	2017078	12/20/2019	270	874.00	
1663548	202701209 AIRS DE	12/20/2019	270	658.55	
1663547	202701208 AIRS TA	12/20/2019	270	644.85	
1663530	202701203	12/20/2019	270	623.00	
1663566	2017053	12/20/2019	270	444.25	
1663567	2017054	12/20/2019	270	181.25	
1663576	2017071	12/20/2019	270	120.00	
1663579	2017077	12/20/2019	270	100.00	
1663632	2017145	12/20/2019	270	90.00	
1663587	2017088	12/20/2019	270	58.04	
1663626	2017131	12/20/2019	270	19.72	
1663608	2017112	12/20/2019	270	1.00	
1663192	CD ACH Bank Trans	12/20/2019	270		2,688,000.00
1663522	DFA EFT REV 12/20	12/20/2019	270		23,543.64
1663528	202701201	12/20/2019	270		187,645,502.52
1663531	202701204	12/20/2019	270		7,070,356.91
1663532	202701205	12/20/2019	270		24,642,403.78
1663553	202701215	12/20/2019	270		15,000,000.00
1664022	192701101EFT AIRS	12/23/2019	270	116,926,388.29	
1664001	192701201	12/23/2019	270	109,605,174.55	
1664007	192701207	12/23/2019	270	9,000,000.00	
1664121	2017312	12/23/2019	270	1,477,533.66	

Run Date: 1/2/2020
Run Time: 11:52:29AM

Demand Account Activity

Start Date: 7/1/2019 End Date: 12/31/2019

Page: 152
User: 0

Jnl. Entry	Ref #	Trx. Date	Ledger	Debit Amount	Credit Amount
1664008	192701208	12/23/2019	270	1,000,000.00	
1664057	2017232	12/23/2019	270	898,440.22	
1664000	CD ACH Bank Trans	12/23/2019	270	675,000.00	
1664107	2017286	12/23/2019	270	384,420.19	
1664076	2017251	12/23/2019	270	209,054.54	
1664067	2017242	12/23/2019	270	205,415.60	
1664092	2017269	12/23/2019	270	155,927.40	
1664065	2017240	12/23/2019	270	150,526.30	
1664068	2017243	12/23/2019	270	150,000.00	
1664129	2017322	12/23/2019	270	133,834.94	
1664099	2017277	12/23/2019	270	92,263.03	
1664058	2017233	12/23/2019	270	60,113.00	
1664104	2017283	12/23/2019	270	36,699.12	
1664101	2017279	12/23/2019	270	30,606.93	
1664118	2017306	12/23/2019	270	30,182.13	
1664064	2017239	12/23/2019	270	27,154.32	
1664037	2017207	12/23/2019	270	17,245.72	
1664072	2017247	12/23/2019	270	15,000.03	
1664090	2017266	12/23/2019	270	13,125.29	
1664038	2017208	12/23/2019	270	11,174.77	
1664122	2017315	12/23/2019	270	9,686.25	
1664093	2017270	12/23/2019	270	7,550.74	
1664084	2017259	12/23/2019	270	6,561.00	
1664094	2017271	12/23/2019	270	5,788.56	
1664077	2017252	12/23/2019	270	5,648.73	
1664102	2017281	12/23/2019	270	5,644.56	
1664079	2017254	12/23/2019	270	5,319.60	
1664112	2017299	12/23/2019	270	5,011.00	
1664085	2017260	12/23/2019	270	4,893.10	
1664130	2017323	12/23/2019	270	4,786.58	
1664083	2017258	12/23/2019	270	4,745.00	
1664091	2017268	12/23/2019	270	4,042.54	
1664115	2017303	12/23/2019	270	3,860.00	
1664049	2017219	12/23/2019	270	3,478.56	
1664041	2017211	12/23/2019	270	2,676.35	
1664039	2017209	12/23/2019	270	2,618.77	
1664113	2017300	12/23/2019	270	2,150.00	
1664081	2017256	12/23/2019	270	1,835.00	
1664054	2017227	12/23/2019	270	1,780.00	
1664103	2017282	12/23/2019	270	1,555.75	
1664055	2017229	12/23/2019	270	1,220.50	
1664062	2017237	12/23/2019	270	1,199.52	
1664070	2017245	12/23/2019	270	1,037.46	
1664051	2017221	12/23/2019	270	1,034.00	
1664059	2017234	12/23/2019	270	1,003.16	
1664053	2017226	12/23/2019	270	860.00	
1664095	2017273	12/23/2019	270	766.00	
1664043	2017213	12/23/2019	270	680.00	
1664060	2017235	12/23/2019	270	652.93	
1664105	2017284	12/23/2019	270	632.12	
1664097	2017275	12/23/2019	270	618.00	
1664061	2017236	12/23/2019	270	498.02	
1664042	2017212	12/23/2019	270	400.00	
1664145	192701215	12/23/2019	270	347.21	
1664078	2017253	12/23/2019	270	280.00	
1664098	2017276	12/23/2019	270	202.00	

Run Date: 1/2/2020
 Run Time: 11:52:29AM

Demand Account Activity

Start Date: 7/1/2019 End Date: 12/31/2019

Page: 153
 User: 0

Jnl. Entry	Ref #	Trx. Date	Ledger	Debit Amount	Credit Amount
1664111	2017298	12/23/2019	270	160.00	
1664073	2017248	12/23/2019	270	152.89	
1664100	2017278	12/23/2019	270	150.00	
1664023	192701102IFTA CC.	12/23/2019	270	145.13	
1664096	2017274	12/23/2019	270	135.00	
1664082	2017257	12/23/2019	270	116.25	
1664044	2017214	12/23/2019	270	90.00	
1664006	192701206	12/23/2019	270	33.00	
1664040	2017210	12/23/2019	270	21.03	
1664052	2017223	12/23/2019	270	20.00	
1664056	2017231	12/23/2019	270	8.00	
1664014	8008696 EFT REV 1	12/23/2019	270		60,366.82
1664004	192701204	12/23/2019	270		155,529,694.88
1664005	192701205	12/23/2019	270		12,317,743.56
1664146	192701225	12/23/2019	270		74,000,000.00
1664460	192701204	12/26/2019	270	150,000,000.00	
1664473	192701101EFT AIRS	12/26/2019	270	87,450,252.62	
1664533	2017390	12/26/2019	270	48,390,353.08	
1664490	192701221	12/26/2019	270	11,457,182.84	
1664153	192701201	12/26/2019	270	9,000,000.00	
1664530	2017387	12/26/2019	270	1,116,654.30	
1664495	192701220	12/26/2019	270	1,000,000.00	
1664516	2017373	12/26/2019	270	754,951.34	
1664517	2017374	12/26/2019	270	710,438.64	
1664563	2017432	12/26/2019	270	492,262.62	
1664556	2017418	12/26/2019	270	459,842.00	
1664518	2017375	12/26/2019	270	452,930.57	
1664476	192701104IRPCC A	12/26/2019	270	439,599.51	
1664479	192701211	12/26/2019	270	370,890.89	
1664547	2017406	12/26/2019	270	138,497.73	
1664506	2017358	12/26/2019	270	128,551.27	
1664534	2017391	12/26/2019	270	110,300.79	
1664474	192701102CC AIRS	12/26/2019	270	77,611.45	
1664507	2017359	12/26/2019	270	45,955.59	
1664515	2017372	12/26/2019	270	22,676.15	
1664555	2017417	12/26/2019	270	21,410.00	
1664549	2017409	12/26/2019	270	20,874.02	
1664564	2017440	12/26/2019	270	17,178.30	
1664554	2017416	12/26/2019	270	11,520.37	
1664504	2017356	12/26/2019	270	11,058.46	
1664545	2017404	12/26/2019	270	10,208.58	
1664503	2017355	12/26/2019	270	8,048.43	
1664519	2017376	12/26/2019	270	6,069.00	
1664528	2017385	12/26/2019	270	5,145.23	
1664544	2017403	12/26/2019	270	5,110.07	
1664505	2017357	12/26/2019	270	4,546.59	
1664553	2017415	12/26/2019	270	4,533.84	
1664565	2017442	12/26/2019	270	2,901.12	
1664512	2017367	12/26/2019	270	2,445.00	
1664574	2017454	12/26/2019	270	1,590.00	
1664521	2017378	12/26/2019	270	1,140.00	
1664508	2017360	12/26/2019	270	1,006.00	
1664514	2017371	12/26/2019	270	960.00	
1664509	2017361	12/26/2019	270	945.75	
1664572	2017451	12/26/2019	270	850.00	
1664522	2017379	12/26/2019	270	841.00	

Run Date: 1/2/2020
 Run Time: 11:52:29AM

Demand Account Activity

Page: 154
 User: 0

Start Date: 7/1/2019 End Date: 12/31/2019

Jnl. Entry	Ref #	Trx. Date	Ledger	Debit Amount	Credit Amount
1664511	2017366	12/26/2019	270	830.00	
1664513	2017369	12/26/2019	270	616.50	
1664523	2017380	12/26/2019	270	548.00	
1664573	2017452	12/26/2019	270	542.75	
1664475	192701103IFTA CC.	12/26/2019	270	517.16	
1664575	2017456	12/26/2019	270	479.75	
1664578	2017460	12/26/2019	270	479.00	
1664548	2017408	12/26/2019	270	293.28	
1664576	2017458	12/26/2019	270	241.77	
1664524	2017381	12/26/2019	270	214.00	
1664577	2017459	12/26/2019	270	200.00	
1664546	2017405	12/26/2019	270	141.56	
1664543	2017402	12/26/2019	270	100.00	
1664571	2017448	12/26/2019	270	100.00	
1664531	2017388	12/26/2019	270	94.81	
1664510	2017363	12/26/2019	270	80.00	
1664520	2017377	12/26/2019	270	57.00	
1664152	CD ACH Bank Trans	12/26/2019	270		2,513,000.00
1664485	8008698 EFT REV 1	12/26/2019	270		12,042.58
1664486	8008697 E TICKET	12/26/2019	270		995.67
1664458	192701202	12/26/2019	270		11,286,362.43
1664459	192701203	12/26/2019	270		2,665,946.66
1664461	192701205	12/26/2019	270		185,427,320.88
1664488	192701215	12/26/2019	270		0.02
1664580	192701221	12/26/2019	270		110,000,000.00
1664852	192701225	12/27/2019	270	100,000,000.00	
1664848	192701201	12/27/2019	270	54,791,925.92	
1664863	2017474	12/27/2019	270	18,972,275.96	
1664939	Back Out Journal Er	12/27/2019	270	18,972,275.96	
1664828	192701208	12/27/2019	270	10,000,000.00	
1664891	2017517	12/27/2019	270	7,169,158.00	
1664915	2017541	12/27/2019	270	5,625,047.96	
1664823	CD ACH Bank Trans	12/27/2019	270	1,645,000.00	
1664914	2017540	12/27/2019	270	1,481,001.45	
1664894	2017520	12/27/2019	270	1,310,812.57	
1664895	2017521	12/27/2019	270	597,036.26	
1664896	2017522	12/27/2019	270	494,522.13	
1664910	2017536	12/27/2019	270	391,466.89	
1664873	2017485	12/27/2019	270	316,435.19	
1664902	2017528	12/27/2019	270	248,131.79	
1664876	2017490	12/27/2019	270	206,399.32	
1664906	2017532	12/27/2019	270	94,248.84	
1664933	2017564	12/27/2019	270	78,932.79	
1664897	2017523	12/27/2019	270	54,786.36	
1664851	192701204IRPCC A	12/27/2019	270	48,673.02	
1664907	2017533	12/27/2019	270	32,386.66	
1664923	2017554	12/27/2019	270	18,713.75	
1664901	2017527	12/27/2019	270	13,004.09	
1664871	2017483	12/27/2019	270	11,548.81	
1664874	2017486	12/27/2019	270	9,079.82	
1664889	2017506	12/27/2019	270	9,060.00	
1664921	2017552	12/27/2019	270	8,630.14	
1664868	2017480	12/27/2019	270	7,748.00	
1664840	Warrant Adjustment	12/27/2019	270	7,630.76	
1664875	2017487	12/27/2019	270	6,991.74	
1664908	2017534	12/27/2019	270	6,561.67	

Run Date: 1/2/2020
 Run Time: 11:52:29AM

Demand Account Activity

Page: 155
 User: 0

Start Date: 7/1/2019 End Date: 12/31/2019

Jnl. Entry	Ref #	Trx. Date	Ledger	Debit Amount	Credit Amount
1664829	192701209	12/27/2019	270	6,363.04	
1664919	2017550	12/27/2019	270	5,600.00	
1664849	192701202AIRS CC	12/27/2019	270	5,138.22	
1664867	2017479	12/27/2019	270	5,135.00	
1664862	2017473	12/27/2019	270	4,189.59	
1664913	2017539	12/27/2019	270	4,185.00	
1664920	2017551	12/27/2019	270	3,650.00	
1664937	2017568	12/27/2019	270	3,250.00	
1664938	2017570	12/27/2019	270	2,434.84	
1664882	2017499	12/27/2019	270	2,291.46	
1664877	2017491	12/27/2019	270	1,955.23	
1664931	2017562	12/27/2019	270	1,875.50	
1664883	2017500	12/27/2019	270	927.30	
1664865	2017477	12/27/2019	270	857.50	
1664866	2017478	12/27/2019	270	785.00	
1664935	2017566	12/27/2019	270	553.00	
1664850	192701203	12/27/2019	270	376.23	
1664918	2017549	12/27/2019	270	305.22	
1664886	2017503	12/27/2019	270	236.75	
1664900	2017526	12/27/2019	270	146.25	
1664909	2017535	12/27/2019	270	136.00	
1664864	2017476	12/27/2019	270	56.25	
1664932	2017563	12/27/2019	270	32.06	
1664898	2017524	12/27/2019	270	22.93	
1664878	2017493	12/27/2019	270	13.60	
1664822	CD ACH Bank Trans	12/27/2019	270		30,250,000.00
1664824	192701205	12/27/2019	270		18,972,275.96
1664825	192701205	12/27/2019	270		18,972,275.96
1664826	192701206	12/27/2019	270		89,917,583.41
1664827	192701207	12/27/2019	270		11,994,166.65
1664832	192701211	12/27/2019	270		20,811,402.89
1664838	192701222	12/27/2019	270		32,454,224.19
1665177	202701207 AIRS TA	12/30/2019	270	56,698,051.24	
1665187	202751201	12/30/2019	270	42,000,000.00	
1664942	CD ACH Bank Trans	12/30/2019	270	17,100,000.00	
1665181	203001203	12/30/2019	270	12,000,000.00	
1665179	202701209 AIRS DE	12/30/2019	270	399,109.69	
1665222	2017607	12/30/2019	270	378,758.46	
1665213	2017593	12/30/2019	270	308,515.78	
1665225	2017610	12/30/2019	270	211,037.90	
1665221	2017606	12/30/2019	270	137,505.40	
1665228	2017613	12/30/2019	270	107,071.14	
1665233	2017623	12/30/2019	270	95,000.00	
1665200	2017580	12/30/2019	270	41,478.84	
1665217	2017602	12/30/2019	270	40,212.60	
1665220	2017605	12/30/2019	270	34,958.38	
1665231	2017616	12/30/2019	270	31,232.22	
1665219	2017604	12/30/2019	270	26,317.66	
1665236	2017626	12/30/2019	270	20,544.41	
1665199	2017579	12/30/2019	270	18,115.00	
1665227	2017612	12/30/2019	270	17,902.95	
1665214	2017595	12/30/2019	270	15,751.98	
1665245	2017635	12/30/2019	270	10,906.00	
1665242	2017632	12/30/2019	270	4,230.00	
1665215	2017599	12/30/2019	270	4,166.65	
1665197	2017577	12/30/2019	270	3,600.00	

Run Date: 1/2/2020
 Run Time: 11:52:29AM

Demand Account Activity

Start Date: 7/1/2019 End Date: 12/31/2019

Page: 156
 User: 0

Jnl. Entry	Ref #	Trx. Date	Ledger	Debit Amount	Credit Amount
1665241	2017631	12/30/2019	270	2,602.50	
1665218	2017603	12/30/2019	270	2,113.35	
1665240	2017630	12/30/2019	270	1,424.00	
1665211	2017591	12/30/2019	270	960.00	
1665201	2017581	12/30/2019	270	947.87	
1665234	2017624	12/30/2019	270	848.53	
1665210	2017590	12/30/2019	270	706.00	
1665209	2017589	12/30/2019	270	462.00	
1665208	2017588	12/30/2019	270	428.00	
1665178	202701208 AIRS DE	12/30/2019	270	361.16	
1665243	2017633	12/30/2019	270	310.79	
1665258	2017650	12/30/2019	270	309.60	
1665206	2017586	12/30/2019	270	305.00	
1665207	2017587	12/30/2019	270	305.00	
1665202	2017582	12/30/2019	270	300.00	
1665212	2017592	12/30/2019	270	269.71	
1665198	2017578	12/30/2019	270	197.00	
1665239	2017629	12/30/2019	270	192.00	
1665205	2017585	12/30/2019	270	172.00	
1665204	2017584	12/30/2019	270	69.00	
1665203	2017583	12/30/2019	270	40.86	
1664941	CD ACH Bank Trans	12/30/2019	270		29,000,000.00
1665192	8008702 EFT REV 1	12/30/2019	270		87,344.04
1665180	202701201	12/30/2019	270		6,172,539.80
1665182	202701202	12/30/2019	270		10,879,073.46
1665183	202701203	12/30/2019	270		12,988,683.33
1665259	202701204	12/30/2019	270		70,000,000.00
1665583	Back Out Journal Er	12/31/2019	270	15,000,000.00	
1665346	202701207 AIRS TA	12/31/2019	270	11,997,395.70	
1665611	2017671	12/31/2019	270	8,878,462.39	
1665326	203981201	12/31/2019	270	6,596,138.89	
1665646	2017719	12/31/2019	270	4,646,264.00	
1665719	Correct Journal Entr	12/31/2019	270	3,000,000.00	
1665318	204721201	12/31/2019	270	2,057,005.24	
1665662	2017736	12/31/2019	270	1,438,182.89	
1665628	2017694	12/31/2019	270	628,256.50	
1665626	2017692	12/31/2019	270	542,838.77	
1665693	2017771	12/31/2019	270	347,013.72	
1665652	2017726	12/31/2019	270	197,489.68	
1665703	2017787	12/31/2019	270	182,748.81	
1665631	2017698	12/31/2019	270	178,867.94	
1665633	2017701	12/31/2019	270	173,619.21	
1665634	2017702	12/31/2019	270	160,616.61	
1665632	2017699	12/31/2019	270	138,565.92	
1665635	2017703	12/31/2019	270	100,085.62	
1665688	2017766	12/31/2019	270	95,407.75	
1665690	2017768	12/31/2019	270	91,298.93	
1665636	2017704	12/31/2019	270	89,077.21	
1665691	2017769	12/31/2019	270	63,392.13	
1665702	2017786	12/31/2019	270	36,501.28	
1665704	2017788	12/31/2019	270	35,518.91	
1665348	202701209 AIRS DE	12/31/2019	270	30,513.24	
1665696	2017775	12/31/2019	270	29,589.20	
1665643	2017715	12/31/2019	270	26,962.95	
1665705	2017789	12/31/2019	270	20,797.90	
1665699	2017778	12/31/2019	270	18,861.66	

Run Date: 1/2/2020
 Run Time: 11:52:29AM

Demand Account Activity

Page: 157
 User: 0

Start Date: 7/1/2019 End Date: 12/31/2019

Jnl. Entry	Ref #	Trx. Date	Ledger	Debit Amount	Credit Amount	
1665706	2017790	12/31/2019	270	16,711.37		
1665692	2017770	12/31/2019	270	16,100.00		
1665648	2017721	12/31/2019	270	14,267.39		
1665605	2017660	12/31/2019	270	10,880.00		
1665630	2017697	12/31/2019	270	10,327.73		
1665604	2017659	12/31/2019	270	8,995.00		
1665650	2017724	12/31/2019	270	7,188.23		
1665659	2017733	12/31/2019	270	5,679.09		
1665653	2017727	12/31/2019	270	4,324.29		
1665637	2017705	12/31/2019	270	3,681.56		
1665325	203001205	12/31/2019	270	3,000.00		
1665641	2017713	12/31/2019	270	1,986.57		
1665609	2017667	12/31/2019	270	1,985.00		
1665695	2017773	12/31/2019	270	1,781.68		
1665642	2017714	12/31/2019	270	1,616.00		
1665607	2017664	12/31/2019	270	1,513.50		
1665622	2017685	12/31/2019	270	1,290.00		
1665654	2017728	12/31/2019	270	1,193.82		
1665627	2017693	12/31/2019	270	1,152.75		
1665608	2017666	12/31/2019	270	1,030.00		
1665610	2017669	12/31/2019	270	1,018.00		
1665621	2017683	12/31/2019	270	857.50		
1665657	2017731	12/31/2019	270	795.00		
1665707	2017791	12/31/2019	270	698.13		
1665625	2017691	12/31/2019	270	550.00		
1665623	2017687	12/31/2019	270	310.00		
1665347	202701208 AIRS DE	12/31/2019	270	271.99		
1665612	2017672	12/31/2019	270	250.00		
1665655	2017729	12/31/2019	270	180.00		
1665658	2017732	12/31/2019	270	162.00		
1665624	2017688	12/31/2019	270	100.00		
1665656	2017730	12/31/2019	270	100.00		
1665314	202701201	12/31/2019	270	86.30		
1665606	2017661	12/31/2019	270	80.00		
1665315	202701202	12/31/2019	270		5,837,948.96	
1665316	202701203	12/31/2019	270		8,878,462.39	
1665317	202701204	12/31/2019	270		13,023,589.60	
1665582	202701201	12/31/2019	270		15,000,000.00	
1665594	202701201	12/31/2019	270		15,000,000.00	
1665595	8008705 EFT REV 1	12/31/2019	270		126,520.99	
1665718	Back Out Journal Er	12/31/2019	270		3,000.00	
Totals for:	270 - Bank Of America		Count:	8,104	23,208,181,155.12	23,208,576,736.05

Run Date: 1/2/2020
 Run Time: 11:52:29AM

Demand Account Activity

Start Date: 7/1/2019 End Date: 12/31/2019

Page: 158
 User: 0

Jnl. Entry	Ref #	Trx. Date	Ledger	Debit Amount	Credit Amount	
<u>280 - Centennial Bank</u>						
1601083	2700704	7/3/2019	280	40,000,000.00		
1601075	2800701	7/3/2019	280		40,000,000.00	
1603497	2000400	7/9/2019	280	127,997.46		
1603536	192700726	7/9/2019	280		1,000,000.00	
1603537	192700727	7/9/2019	280		200,000.00	
1603971	192700706	7/11/2019	280		50,900,000.00	
1615551	2003718	8/12/2019	280	39,347.25		
1626317	2007522	9/10/2019	280	77.07		
1638433	2010463	10/10/2019	280	74.42		
1644835	202701006	10/28/2019	280	5,000,000.00		
1645195	Correct Journal Entr	10/29/2019	280	442,320.00		
1644859	200601001	10/29/2019	280	442,230.00		
1645194	Back Out Journal Er	10/29/2019	280		442,230.00	
1646007	202601001	10/31/2019	280	2,500,000.00		
1647096	202701106	11/5/2019	280	2,000,000.00		
1647628	202701101	11/6/2019	280	8,000,000.00		
1648811	202801101	11/8/2019	280	5,000,000.00		
1649576	2013338	11/12/2019	280	1,415.26		
1649894	192701125	11/13/2019	280	4,000,000.00		
1659883	2016181	12/11/2019	280	38,115.36		
Totals for: 280 - Centennial Bank				Count: 20	67,591,576.82	92,542,230.00

Run Date: 1/2/2020
 Run Time: 11:52:29AM

Demand Account Activity

Start Date: 7/1/2019 End Date: 12/31/2019

Page: 159
 User: 0

Jnl. Entry	Ref #	Trx. Date	Ledger	Debit Amount	Credit Amount
300 - Simmons Pine Bluff					
1601051	3000702	7/3/2019	300	3,911,713.09	
1601049	3000701	7/3/2019	300	6,876.38	
1601050	3000705	7/3/2019	300	1,075.00	
1601052	193000703	7/3/2019	300		15,000,000.00
1601079	3000701	7/3/2019	300		89,964.45
1601190	203000708 AIRS D€	7/5/2019	300	5,267,354.99	
1601162	203000709 AIRS TA	7/5/2019	300	3,738,013.65	
1601163	203000710 AIRS D€	7/5/2019	300	3,304,737.16	
1601181	203000711 AIRS D€	7/5/2019	300	2,872,542.44	
1601182	203000712 AIRS D€	7/5/2019	300	2,399,172.28	
1601179	203000709 AIRS TA	7/5/2019	300	2,210,206.76	
1601184	203000714 AIRS D€	7/5/2019	300	119,109.39	
1601183	203000713 AIRS D€	7/5/2019	300	75,650.00	
1601169	203000713 AIRS D€	7/5/2019	300	52,602.54	
1601139	3000701	7/5/2019	300	32,657.79	
1601161	203000708 AIRS TA	7/5/2019	300	29,385.20	
1601178	203000708 AIRS TA	7/5/2019	300	23,735.56	
1601160	203000707 AIRS TA	7/5/2019	300	20,978.10	
1601191	203000709 AIRS D€	7/5/2019	300	16,017.99	
1601189	203000707 AIRS TA	7/5/2019	300	15,622.20	
1601192	203000710 AIRS D€	7/5/2019	300	14,846.92	
1601175	203000707 AIRS TA	7/5/2019	300	11,130.90	
1601167	203000712 AIRS D€	7/5/2019	300	2,793.63	
1601185	203000715 AIRS D€	7/5/2019	300	865.36	
1601171	203000714 AIRS D€	7/5/2019	300	264.45	
1601166	203000711 AIRS D€	7/5/2019	300	125.00	
1601180	203000710 AIRS TA	7/5/2019	300	87.00	
1601141	3000702	7/5/2019	300		5,772.63
1601271	3000705	7/5/2019	300		7,000,000.00
1602325	193000707SRO AIR	7/8/2019	300	2,640,821.45	
1602341	192700725	7/8/2019	300	2,000,000.00	
1602324	193000706CHECK1	7/8/2019	300	1,541,906.63	
1602327	193000709CHECK2	7/8/2019	300	527,123.86	
1602320	193000702	7/8/2019	300	376,692.96	
1602323	193000705CASH OI	7/8/2019	300	45,201.65	
1602322	193000704SRO AIR	7/8/2019	300	7,722.00	
1602319	193000701	7/8/2019	300	2,132.00	
1602326	193000708 OTHER	7/8/2019	300	1,114.00	
1602328	193000710FOREIGI	7/8/2019	300	256.50	
1602321	192700703	7/8/2019	300		4,303.82
1602340	192700720	7/8/2019	300		19,000,000.00
1602451	192700712	7/9/2019	300	6,158,314.22	
1602456	193000707SRO AIR	7/9/2019	300	2,609,886.70	
1602455	193000706CHECK2	7/9/2019	300	1,760,980.49	
1602459	193000710CK21 AIF	7/9/2019	300	34,919.78	
1603496	2000399	7/9/2019	300	23,240.50	
1602450	193000711	7/9/2019	300	17,313.45	
1602453	193000704SRO AIR	7/9/2019	300	14,081.10	
1603535	Correct Journal Entr	7/9/2019	300	11,313.45	
1602454	193000705CASH OI	7/9/2019	300	3,792.55	
1602458	193000709CASH OI	7/9/2019	300	3,485.11	
1602457	193000708OTHER /	7/9/2019	300	1,100.00	
1602472	192700717	7/9/2019	300		16,000,000.00
1602473	192700711	7/9/2019	300		2,335.00
1603532	Back Out Journal Er	7/9/2019	300		17,313.45

Run Date: 1/2/2020
 Run Time: 11:52:29AM

Demand Account Activity

Start Date: 7/1/2019 End Date: 12/31/2019

Page: 160
 User: 0

Jnl. Entry	Ref #	Trx. Date	Ledger	Debit Amount	Credit Amount
1603809	193000706CHECK2	7/10/2019	300	2,635,023.67	
1603810	193000707SRO AIR	7/10/2019	300	2,512,154.28	
1603803	193000702	7/10/2019	300	2,485,805.45	
1603802	193000701	7/10/2019	300	8,520.95	
1603807	193000704SRO AIR	7/10/2019	300	4,709.10	
1603808	193000705CASH OI	7/10/2019	300	2,760.50	
1603812	193000709CASH OI	7/10/2019	300	2,599.00	
1603811	193000708OTHER /	7/10/2019	300	1,575.00	
1603813	193000703	7/10/2019	300		4,353.19
1603540	192700727	7/10/2019	300		4,000,000.00
1603978	192700703	7/11/2019	300	6,633,563.90	
1604281	193000707SRO AIR	7/11/2019	300	3,193,061.86	
1604280	193000706CHECK2	7/11/2019	300	2,540,170.03	
1604284	193000710CHECK2	7/11/2019	300	446,113.76	
1604279	193000705CASH OI	7/11/2019	300	13,286.78	
1604278	193000704SRO AIR	7/11/2019	300	7,343.90	
1603976	193000701	7/11/2019	300	4,847.45	
1604282	193000708OTHER /	7/11/2019	300	800.00	
1603977	193000702	7/11/2019	300	297.00	
1604283	193000709CASH OI	7/11/2019	300	218.07	
1603964	192700728	7/11/2019	300		16,000,000.00
1604273	193000711	7/11/2019	300		7,593.09
1604605	193000707SRO AIR	7/12/2019	300	2,269,098.90	
1604601	193000702	7/12/2019	300	1,940,682.45	
1604604	193000706CHECK2	7/12/2019	300	1,840,637.72	
1604608	193000710CHECK2	7/12/2019	300	28,812.76	
1604606	193000708OTHER /	7/12/2019	300	10,833.98	
1604603	193000705CASH OI	7/12/2019	300	6,570.35	
1604602	193000704SROAIR:	7/12/2019	300	6,431.70	
1604600	193000701	7/12/2019	300	3,160.72	
1604607	193000709CASH OI	7/12/2019	300	2,373.96	
1604609	193000711FOREIGI	7/12/2019	300	12.00	
1604616	193000703	7/12/2019	300		11,682.62
1604630	192700728	7/12/2019	300		2,000,000.00
1605017	203000701	7/15/2019	300	7,178,695.49	
1605022	203000709 AIRS TA	7/15/2019	300	2,065,278.38	
1605024	203000710 AIRS D€	7/15/2019	300	1,776,195.07	
1605021	203000708 AIRS TA	7/15/2019	300	6,385.60	
1605016	203000702	7/15/2019	300	6,199.35	
1605020	203000707 AIRS TA	7/15/2019	300	5,527.50	
1605027	2000713 AIRS DSM	7/15/2019	300	5,124.29	
1605026	203000712 AIRS D€	7/15/2019	300	3,635.91	
1605025	203000711 AIRS D€	7/15/2019	300	925.00	
1605028	203000714 AIRS D€	7/15/2019	300	162.61	
1605039	203000705	7/15/2019	300		33,651.25
1605057	203000715	7/15/2019	300		13,000,000.00
1605570	203000702	7/16/2019	300	3,768,402.49	
1605582	2003000710 AIRS C	7/16/2019	300	2,357,611.84	
1605581	203000708 AIRS TA	7/16/2019	300	2,111,315.39	
1605580	203000708 AIRS TA	7/16/2019	300	15,157.71	
1605579	203000707 AIRS TA	7/16/2019	300	10,635.90	
1605585	2003000713 AIS DS	7/16/2019	300	8,901.28	
1605569	203000701	7/16/2019	300	3,113.00	
1605584	203000712 AIRS D€	7/16/2019	300	1,598.14	
1605583	2003000711 AIRS D	7/16/2019	300	1,050.00	
1605594	2003000706	7/16/2019	300	400.00	

Run Date: 1/2/2020
 Run Time: 11:52:29AM

Demand Account Activity

Start Date: 7/1/2019 End Date: 12/31/2019

Page: 161
 User: 0

Jnl. Entry	Ref #	Trx. Date	Ledger	Debit Amount	Credit Amount
1605586	203000714 AIRS D€	7/16/2019	300	103.00	
1605598	203000715	7/16/2019	300		1,000,000.00
1606076	203000702	7/17/2019	300	10,937,787.92	
1606089	203000709 AIRS TA	7/17/2019	300	3,462,981.36	
1606090	203000710 AIRS D€	7/17/2019	300	2,450,709.64	
1606093	203000713 AIRS D€	7/17/2019	300	11,010.43	
1606086	203000707 AIRS TA	7/17/2019	300	5,418.60	
1606075	203000701	7/17/2019	300	4,857.65	
1606087	203000708 AIRS TA	7/17/2019	300	2,544.73	
1606092	203000712 AIRS D€	7/17/2019	300	2,452.01	
1606091	203000711 AIRS D€	7/17/2019	300	175.00	
1606077	203000703	7/17/2019	300		1,000,000.00
1606104	203000706	7/17/2019	300		8,000,000.00
1607250	203000709 AIRS TA	7/18/2019	300	5,096,967.87	
1607251	203000710 AIRS D€	7/18/2019	300	2,870,069.37	
1607243	203000702	7/18/2019	300	2,438,562.85	
1607252	203000711 AIRS D€	7/18/2019	300	62,188.40	
1607264	203000705	7/18/2019	300	29,558.73	
1607254	203000713 AIRS D€	7/18/2019	300	23,587.71	
1607248	203000707 AORS T.	7/18/2019	300	14,878.30	
1607242	203000701	7/18/2019	300	4,206.75	
1607249	203000708 AIRS TA	7/18/2019	300	1,993.36	
1607253	203000712 AIRS D€	7/18/2019	300	1,380.98	
1607244	203000703	7/18/2019	300		3,000,000.00
1607262	203000704	7/18/2019	300		23,901.25
1607270	203000715	7/18/2019	300		5,000,000.00
1607407	203000702	7/19/2019	300	5,858,189.83	
1607411	203000710 AIRS D€	7/19/2019	300	2,268,993.77	
1607410	203000709 AIRS TA	7/19/2019	300	2,153,641.95	
1607414	203000713 AIRS D€	7/19/2019	300	244,528.50	
1607408	203000707 AIRS TA	7/19/2019	300	10,329.00	
1607409	203000708 AIRS TA	7/19/2019	300	8,003.08	
1607406	203000701	7/19/2019	300	4,051.00	
1607413	203000712 AIRS D€	7/19/2019	300	2,317.67	
1607412	203000711 AIRS D€	7/19/2019	300	1,025.00	
1607415	203000714 AIRS D€	7/19/2019	300	137.05	
1607425	203000703	7/19/2019	300		5,000,000.00
1607427	203000704	7/19/2019	300		8,382.96
1607976	203000706	7/19/2019	300		3,000,000.00
1608329	203000709 AIRS TA	7/22/2019	300	3,217,696.63	
1608330	203000710 AIRS D€	7/22/2019	300	2,281,607.40	
1608326	203000702	7/22/2019	300	1,751,281.41	
1608333	203000713 AIRS D€	7/22/2019	300	172,534.31	
1608331	203000711 AIRS D€	7/22/2019	300	29,095.88	
1608328	203000708 AIRS TA	7/22/2019	300	12,699.27	
1608327	203000707 AIRS TA	7/22/2019	300	6,801.30	
1608422	2001734	7/22/2019	300	5,483.75	
1608325	203000701	7/22/2019	300	5,201.85	
1608332	203000712 AIRS D€	7/22/2019	300	3,844.74	
1608343	203000703	7/22/2019	300		1,050.00
1608352	203000705	7/22/2019	300		5,000,000.00
1608356	203000706	7/22/2019	300		20,000,000.00
1608457	203000702	7/23/2019	300	54,296,865.12	
1608751	203000708 AIRS TA	7/23/2019	300	3,213,860.93	
1608752	203000709 AIRS D€	7/23/2019	300	2,400,692.22	
1608755	203000712 AIRS D€	7/23/2019	300	30,807.94	

Run Date: 1/2/2020
 Run Time: 11:52:29AM

Demand Account Activity

Start Date: 7/1/2019 End Date: 12/31/2019

Page: 162
 User: 0

Jnl. Entry	Ref #	Trx. Date	Ledger	Debit Amount	Credit Amount
1608753	203000710 AIRS D€	7/23/2019	300	18,148.66	
1608754	203000711 AIRS D€	7/23/2019	300	16,873.92	
1608750	203000707 AIRS TA	7/23/2019	300	5,833.90	
1608782	Correct Journal Entr	7/23/2019	300	5,388.90	
1608451	203000701	7/23/2019	300	3,406.85	
1608764	203000703	7/23/2019	300		40,000,000.00
1608765	203000704	7/23/2019	300		15,792.57
1608778	203000706	7/23/2019	300		2,000,000.00
1608781	Back Out Journal Er	7/23/2019	300		5,833.90
1609243	203000702	7/24/2019	300	7,383,669.71	
1609247	203000710 AIRS D€	7/24/2019	300	3,005,895.22	
1609246	203000709 AIRS TA	7/24/2019	300	2,561,334.61	
1609250	203000713 AIRS D€	7/24/2019	300	21,483.99	
1609245	203000708 AIRS TA	7/24/2019	300	10,700.67	
1609244	203000707 AIRS TA	7/24/2019	300	5,332.80	
1609241	203000701	7/24/2019	300	3,801.34	
1609249	203000712 AIRS D€	7/24/2019	300	3,136.01	
1609248	203000711 AIRS D€	7/24/2019	300	400.00	
1609251	203000714 AIRS D€	7/24/2019	300	12.60	
1609260	203000703	7/24/2019	300		11,000,000.00
1609263	203000704	7/24/2019	300		17,687.76
1609395	203000706	7/24/2019	300		1,000,000.00
1609594	203000709 AIRS TA	7/25/2019	300	7,553,038.34	
1609963	202700702	7/25/2019	300	4,000,000.00	
1609595	203000710 AIRS D€	7/25/2019	300	2,562,270.37	
1609591	203000702	7/25/2019	300	1,526,357.70	
1609598	203000713 AIRS D€	7/25/2019	300	46,954.67	
1609596	303000711 AIRS D€	7/25/2019	300	13,591.35	
1609592	203000707 AIRS TA	7/25/2019	300	10,048.50	
1609590	203000701	7/25/2019	300	5,187.89	
1609593	203000708 AIRS TA	7/25/2019	300	3,604.64	
1609599	203000714 AIRS D€	7/25/2019	300	682.78	
1609597	203000712 AIRS D€	7/25/2019	300	674.56	
1609607	203000703	7/25/2019	300		11,000,000.00
1609611	203000704	7/25/2019	300		9,518.45
1610352	203000709 AIRS TA	7/26/2019	300	3,170,103.57	
1610353	303000710 AIRS D€	7/26/2019	300	2,367,878.94	
1610349	203000703	7/26/2019	300	1,719,790.57	
1610351	203000708 AIRS TA	7/26/2019	300	120,905.17	
1610356	203000713 AIRS D€	7/26/2019	300	9,155.63	
1610350	203000707 AIRS TA	7/26/2019	300	8,203.80	
1610347	203000701	7/26/2019	300	3,086.05	
1610355	203000712 AIRS D€	7/26/2019	300	1,004.30	
1610354	203000711 AIRS D€	7/26/2019	300	425.00	
1610348	203000702	7/26/2019	300	123.66	
1610357	203000714 AIRS D€	7/26/2019	300	79.80	
1610364	203000704	7/26/2019	300		11,000,000.00
1610366	203000704	7/26/2019	300		1,592.00
1610376	203000706	7/26/2019	300		4,000,000.00
1610796	Back Out Journal Er	7/29/2019	300	25,000,000.00	
1610758	193000703	7/29/2019	300	3,300,146.38	
1610763	193000708CHECK2	7/29/2019	300	2,622,421.91	
1610764	193000709SRO AIR	7/29/2019	300	2,108,794.86	
1610765	193000710OTHER /	7/29/2019	300	921,249.51	
1610762	193000707CASH OI	7/29/2019	300	18,010.80	
1610761	193000706SRO AIR	7/29/2019	300	10,612.80	

Run Date: 1/2/2020
 Run Time: 11:52:29AM

Demand Account Activity

Start Date: 7/1/2019 End Date: 12/31/2019

Page: 163
 User: 0

Jnl. Entry	Ref #	Trx. Date	Ledger	Debit Amount	Credit Amount
1610767	193000712CHECK2	7/29/2019	300	6,771.95	
1610908	Correct Journal Entr	7/29/2019	300	5,456.71	
1610757	193000702	7/29/2019	300	3,086.05	
1610766	193000711CASH OI	7/29/2019	300	2,928.95	
1610910	Correct Journal Entr	7/29/2019	300	500.00	
1610493	193000701	7/29/2019	300	123.66	
1610760	193000705	7/29/2019	300	110.00	
1610768	193000713FOREIGI	7/29/2019	300	12.60	
1610759	193000704	7/29/2019	300	2.70	
1610780	192700710	7/29/2019	300		25,000,000.00
1610797	Correct Journal Entr	7/29/2019	300		24,000,000.00
1610907	Back Out Journal Er	7/29/2019	300		3,086.05
1610909	Back Out Journal Er	7/29/2019	300		123.66
1611334	192700720	7/30/2019	300	13,000,000.00	
1611189	193000702	7/30/2019	300	4,418,656.52	
1611194	193000707SRO AIR	7/30/2019	300	2,402,126.75	
1611193	193000706CHECK2	7/30/2019	300	1,779,371.94	
1611195	193000708OTHER /	7/30/2019	300	24,428.98	
1611192	193000705CASH OI	7/30/2019	300	17,349.87	
1611191	193000704SRO AIR	7/30/2019	300	9,375.30	
1611196	193000709CASH OI	7/30/2019	300	6,886.70	
1611197	193000710CHECK2	7/30/2019	300	4,618.19	
1610914	13000701	7/30/2019	300	3,941.35	
1611190	193000703	7/30/2019	300		3,998.37
1611620	193000702	7/31/2019	300	5,795,582.13	
1611609	193000706CHECK2	7/31/2019	300	4,707,992.44	
1611610	193000707SRO AIR	7/31/2019	300	2,576,052.33	
1611607	193000704SRO AIR	7/31/2019	300	17,364.60	
1611613	193000710CHECK2	7/31/2019	300	15,719.80	
1611608	193000705CASH OI	7/31/2019	300	14,748.54	
1611612	193000709CASH OI	7/31/2019	300	9,865.35	
1611619	193000701	7/31/2019	300	5,948.14	
1611611	193000708OTHER /	7/31/2019	300	550.00	
1611615	192700706	7/31/2019	300		16,000,000.00
1611622	192700720	7/31/2019	300		561.00
1611639	192700725	7/31/2019	300		3,000,000.00
1611974	193000702	8/1/2019	300	1,910,889.91	
1611826	193000701	8/1/2019	300	6,256.60	
1611976	193000703	8/1/2019	300		5,290.57
1611988	192700725	8/1/2019	300		3,000,000.00
1613130	193000805SRO AIR	8/2/2019	300	5,611,217.62	
1613128	193000802	8/2/2019	300	908,863.92	
1613129	193000804	8/2/2019	300	21,796.50	
1612087	193000801	8/2/2019	300	5,432.45	
1613131	193000806 OTHER	8/2/2019	300	950.00	
1613139	192700808	8/2/2019	300		2,000,000.00
1613150	192700703	8/2/2019	300		14,224.53
1613487	203000803	8/5/2019	300	4,874,560.66	
1613494	203000810 AIRS DE	8/5/2019	300	2,343,294.80	
1613495	203000811 AIRS DE	8/5/2019	300	2,301,002.39	
1613493	203000809 AIRS TA	8/5/2019	300	1,296,100.80	
1613491	203000807 AIRS TA	8/5/2019	300	13,101.00	
1613492	203000808 AIRS TA	8/5/2019	300	7,711.84	
1613485	203000801	8/5/2019	300	3,899.15	
1613496	203000812 AIRS DE	8/5/2019	300	3,659.00	
1613486	203000802	8/5/2019	300	1,254.07	

Run Date: 1/2/2020
 Run Time: 11:52:29AM

Demand Account Activity

Page: 164
 User: 0

Start Date: 7/1/2019 End Date: 12/31/2019

Jnl. Entry	Ref #	Trx. Date	Ledger	Debit Amount	Credit Amount
1613497	203000813 AIRS D€	8/5/2019	300	35.00	
1613488	203000804	8/5/2019	300		11,000,000.00
1613505	203000805	8/5/2019	300		16,775.86
1613517	203000806	8/5/2019	300		1,000,000.00
1613883	203000815	8/6/2019	300	101,000,000.00	
1613858	203000803	8/6/2019	300	2,568,809.01	
1613865	203000810 AIRS D€	8/6/2019	300	2,402,856.74	
1613864	203000809 AIRS TA	8/6/2019	300	1,539,060.81	
1613868	203000813 AIRS D€	8/6/2019	300	107,922.79	
1613862	203000807 AIRS TA	8/6/2019	300	12,794.10	
1613863	203000808 AIRS TA	8/6/2019	300	5,809.37	
1613867	203000812 AIRS D€	8/6/2019	300	4,584.97	
1613856	203000501	8/6/2019	300	3,150.10	
1613866	203000811 AIRS D€	8/6/2019	300	1,275.00	
1613870	203000814 AIRS D€	8/6/2019	300	808.44	
1613857	203000802	8/6/2019	300	10.00	
1613859	203000804	8/6/2019	300		7,000,000.00
1613875	203000805	8/6/2019	300		1,705.06
1614383	203000806	8/7/2019	300	6,000,000.00	
1614270	203000809 AIRS TA	8/7/2019	300	3,224,832.74	
1614271	203000810 AIRS D€	8/7/2019	300	2,610,783.13	
1614264	203000802	8/7/2019	300	1,584,767.49	
1614268	203000807 AIRS TA	8/7/2019	300	22,964.70	
1614274	203000813 AIRS D€	8/7/2019	300	14,490.59	
1614269	203000808 AIRS TA	8/7/2019	300	7,789.06	
1614263	203000801	8/7/2019	300	5,862.73	
1614273	203000812 AIRS D€	8/7/2019	300	4,605.17	
1614272	203000811 AIRS D€	8/7/2019	300	2,081.00	
1614275	203000814 AIRS D€	8/7/2019	300	189.21	
1614265	203000803	8/7/2019	300		7,000,000.00
1614281	203000804	8/7/2019	300		394.00
1614638	203000802	8/8/2019	300	5,244,548.19	
1614649	203000810 AIRS D€	8/8/2019	300	2,702,968.09	
1614647	203000809 AIRS TA	8/8/2019	300	2,701,785.74	
1614652	203000813 AIRS D€	8/8/2019	300	15,775.10	
1614645	203000807 AIRS TA	8/8/2019	300	7,801.20	
1614637	203000801	8/8/2019	300	6,463.25	
1614651	203000812 AIRS D€	8/8/2019	300	2,987.69	
1614646	203000808 AIRS TA	8/8/2019	300	2,098.18	
1614650	203000811 AIRS D€	8/8/2019	300	725.00	
1614639	203000803	8/8/2019	300		17,000,000.00
1614644	203000804	8/8/2019	300		8,495.23
1614668	203000806	8/8/2019	300		38,000,000.00
1615203	202700816	8/9/2019	300	27,000,000.00	
1615063	203000803	8/9/2019	300	3,009,059.56	
1615084	203000810 AIRS D€	8/9/2019	300	2,417,878.83	
1615083	203000809 AIRS TA	8/9/2019	300	1,314,841.90	
1615087	203000813 AIRS D€	8/9/2019	300	916,354.09	
1615081	203000807 AIRS TA	8/9/2019	300	16,988.40	
1615082	203000808 AIRS TA	8/9/2019	300	7,360.95	
1615086	203000812 AIRS D€	8/9/2019	300	7,264.89	
1614841	203000801	8/9/2019	300	4,199.79	
1615085	203000811 AIRS D€	8/9/2019	300	850.00	
1615088	203000814 AIRS D€	8/9/2019	300	212.60	
1615061	203000802	8/9/2019	300	155.00	
1615064	203000804	8/9/2019	300		1,997.56

Run Date: 1/2/2020
 Run Time: 11:52:29AM

Demand Account Activity

Start Date: 7/1/2019 End Date: 12/31/2019

Page: 165
 User: 0

Jnl. Entry	Ref #	Trx. Date	Ledger	Debit Amount	Credit Amount
1615457	203000810 AIRS D€	8/12/2019	300	2,143,005.53	
1615453	203000802	8/12/2019	300	1,827,074.77	
1615456	203000809 AIRS TA	8/12/2019	300	1,670,647.90	
1615459	203000812 AIRS D€	8/12/2019	300	127,113.26	
1615553	2003720	8/12/2019	300	29,570.96	
1615455	203000808 AIRS TA	8/12/2019	300	13,512.13	
1615452	203000801	8/12/2019	300	9,347.75	
1615454	203000807 AIRS TA	8/12/2019	300	5,626.50	
1615458	203000811 AIRS D€	8/12/2019	300	4,776.49	
1615466	203000803	8/12/2019	300		2,000,000.00
1615467	203000804	8/12/2019	300		4,769.38
1615590	203000805	8/12/2019	300		37,000,000.00
1615987	202700805	8/13/2019	300	33,000,000.00	
1615848	203000802	8/13/2019	300	9,122,455.37	
1615852	203000810 AIRS D€	8/13/2019	300	2,238,865.16	
1615851	203000809 AIRS TA	8/13/2019	300	934,601.62	
1615853	203000811 AIRS D€	8/13/2019	300	57,485.06	
1615855	203000813 AIRS D€	8/13/2019	300	5,878.63	
1615849	203000807 AIRS TA	8/13/2019	300	5,685.90	
1615847	203000801	8/13/2019	300	5,026.65	
1615850	203000808 AIRS TA	8/13/2019	300	4,064.03	
1615856	203000814 AIRS D€	8/13/2019	300	1,096.96	
1615854	203000811 AIRS D€	8/13/2019	300	548.55	
1615871	203000803	8/13/2019	300		3,579.20
1615992	203000802	8/14/2019	300	8,675,403.91	
1615996	203000811 AIRS D€	8/14/2019	300	2,332,201.60	
1615994	203000809 AIRS TA	8/14/2019	300	2,252,964.58	
1616396	202700805	8/14/2019	300	2,000,000.00	
1615993	203000808 AIRS TA	8/14/2019	300	52,056.92	
1615999	203000814 AIRS D€	8/14/2019	300	13,508.13	
1615998	303000813 AIRS D€	8/14/2019	300	10,222.13	
1615991	203000807 AIRS TA	8/14/2019	300	8,154.30	
1615989	203000801	8/14/2019	300	3,117.65	
1616251	203000815 AIRS D€	8/14/2019	300	1,464.97	
1615997	203000812 AIRS D€	8/14/2019	300	1,050.00	
1615995	203000810 AIRS TA	8/14/2019	300	35.31	
1616260	203000803	8/14/2019	300		22,000,000.00
1616400	203000802	8/15/2019	300	6,254,480.50	
1616403	203000809 AIRS TA	8/15/2019	300	4,196,260.60	
1618098	202700806	8/15/2019	300	3,000,000.00	
1616404	203000810 AIRS D€	8/15/2019	300	2,797,583.53	
1616408	203000813 AIRS D€	8/15/2019	300	13,371.02	
1616401	203000807 AIRS TA	8/15/2019	300	11,781.00	
1616402	203000808 AIRS TA	8/15/2019	300	9,736.85	
1616399	203000801	8/15/2019	300	4,928.10	
1616407	203000812 AIRS D€	8/15/2019	300	725.24	
1616405	203000811 AIRS D€	8/15/2019	300	425.00	
1616409	203000814 AIRS D€	8/15/2019	300	112.60	
1617983	203000805	8/15/2019	300	105.80	
1617982	203000804	8/15/2019	300	1.16	
1616419	203000802	8/15/2019	300		15,000,000.00
1616421	203000804	8/15/2019	300		557.67
1618388	203000803	8/16/2019	300	11,279,715.71	
1618394	203000810 AIRS D€	8/16/2019	300	2,407,234.14	
1618393	203000809 AIRS TA	8/16/2019	300	1,478,214.84	
1618551	202700806	8/16/2019	300	1,000,000.00	

Run Date: 1/2/2020
 Run Time: 11:52:29AM

Demand Account Activity

Start Date: 7/1/2019 End Date: 12/31/2019

Page: 166
 User: 0

Jnl. Entry	Ref #	Trx. Date	Ledger	Debit Amount	Credit Amount
1618397	203000813 AIRS DE	8/16/2019	300	16,597.65	
1618392	203000808 AIRS TA	8/16/2019	300	8,776.10	
1618391	203000807 AIRS TA	8/16/2019	300	7,355.70	
1618386	203000801	8/16/2019	300	4,795.90	
1618396	20300012 AIRS DSI	8/16/2019	300	3,590.96	
1618395	203000811 AIRS DE	8/16/2019	300	800.00	
1618398	203000814 AIRS DE	8/16/2019	300	248.32	
1618387	203000802	8/16/2019	300	10.00	
1618407	203000804	8/16/2019	300		19,000,000.00
1618409	203000805	8/16/2019	300		2,422.10
1618818	193000802	8/19/2019	300	9,891,272.11	
1618822	193000806CHECK2	8/19/2019	300	3,114,734.99	
1618823	193000807SRO AIR	8/19/2019	300	2,137,090.23	
1618820	193000804SRO AIR	8/19/2019	300	12,299.10	
1618826	193000810	8/19/2019	300	5,845.78	
1618816	193000801	8/19/2019	300	3,821.00	
1618825	193000809CASH OI	8/19/2019	300	1,577.99	
1618821	193000805CASH OI	8/19/2019	300	837.29	
1618827	193000811FOREIGI	8/19/2019	300	312.60	
1618824	193000808OTHER /	8/19/2019	300	50.00	
1618815	192700812	8/19/2019	300		16,000,000.00
1618819	193000803	8/19/2019	300		12,538.58
1619655	193000802	8/20/2019	300	17,905,279.42	
1619663	193000807SRO AIR	8/20/2019	300	2,343,146.95	
1619662	193000806CHECK2	8/20/2019	300	2,222,988.44	
1619666	19300810CHECK21	8/20/2019	300	244,426.76	
1619664	193000808OTHER /	8/20/2019	300	24,019.02	
1619665	193000809CASH OI	8/20/2019	300	15,650.23	
1619660	193000804SRO AIR	8/20/2019	300	10,665.60	
1619654	193000801	8/20/2019	300	4,552.36	
1619661	193000805CASH OI	8/20/2019	300	3,632.77	
1619656	192700803	8/20/2019	300		3,680.05
1619792	192700808	8/20/2019	300		22,000,000.00
1619793	192700825	8/20/2019	300		1,000,000.00
1620102	193000803	8/21/2019	300	5,472,933.26	
1620114	193000807CHECK2	8/21/2019	300	4,096,650.47	
1620115	193000807SRO AIR	8/21/2019	300	2,552,886.39	
1620117	193000809CASH OI	8/21/2019	300	10,852.07	
1620118	193000810CHECK2	8/21/2019	300	9,737.80	
1620110	193000805SRO AIR	8/21/2019	300	6,352.50	
1620100	193000801	8/21/2019	300	3,099.80	
1620113	193000806CASH OI	8/21/2019	300	2,901.18	
1620116	193000808OTHER /	8/21/2019	300	150.00	
1620101	193000802	8/21/2019	300	10.00	
1620096	192700806	8/21/2019	300		12,000,000.00
1620099	193000804	8/21/2019	300		3,000.00
1620236	192700830	8/21/2019	300		4,000,000.00
1620525	193000802	8/22/2019	300	9,644,352.01	
1620529	193000806CHECK2	8/22/2019	300	5,784,048.06	
1620530	193000807SROAIR	8/22/2019	300	3,310,512.45	
1620528	193000805CASH OI	8/22/2019	300	12,359.88	
1620533	193000810CHECK2	8/22/2019	300	11,132.25	
1620527	193000804SRO AIR	8/22/2019	300	7,992.60	
1620531	193000808OTHER /	8/22/2019	300	5,872.66	
1620524	193000801	8/22/2019	300	4,355.10	
1620532	193000809CASH OI	8/22/2019	300	3,733.35	

Run Date: 1/2/2020
 Run Time: 11:52:29AM

Demand Account Activity

Start Date: 7/1/2019 End Date: 12/31/2019

Page: 167
 User: 0

Jnl. Entry	Ref #	Trx. Date	Ledger	Debit Amount	Credit Amount
1620534	193000811FOREIGI	8/22/2019	300	179.23	
1620520	192700808	8/22/2019	300		14,000,000.00
1620526	193000803	8/22/2019	300		11,956.48
1620683	192700825	8/22/2019	300		1,000,000.00
1620955	193000806CHECK2	8/23/2019	300	3,309,932.19	
1620957	193000807SRO AIR	8/23/2019	300	2,199,910.54	
1621080	192700802	8/23/2019	300	1,403,011.74	
1620958	193000809CASH OI	8/23/2019	300	23,322.43	
1620953	193000804SRO AIR	8/23/2019	300	14,968.80	
1620954	193000805CASH OI	8/23/2019	300	10,681.94	
1620959	193000810CHECK2	8/23/2019	300	7,148.65	
1621079	193000801	8/23/2019	300	4,555.00	
1620956	193000808OTHER /	8/23/2019	300	850.00	
1621075	192700808	8/23/2019	300		6,000,000.00
1621081	192700803	8/23/2019	300		10,164.03
1621359	203000801	8/26/2019	300	6,739,496.03	
1621362	203000809 AIRS TA	8/26/2019	300	5,573,320.27	
1621363	203000810 AIRS D€	8/26/2019	300	2,251,120.34	
1621361	203000808 AIRS TA	8/26/2019	300	18,685.14	
1621360	203000807 AIRS TA	8/26/2019	300	9,642.60	
1621358	203000801	8/26/2019	300	5,466.80	
1621366	203000813 AIRS D€	8/26/2019	300	1,700.39	
1621365	203000812 AIRS D€	8/26/2019	300	1,464.32	
1621364	203000811 AIRS D€	8/26/2019	300	50.00	
1621370	203000803	8/26/2019	300		15,000,000.00
1621377	203000804	8/26/2019	300		2,556.06
1621769	203000802	8/27/2019	300	5,895,391.77	
1621772	203000809 AIRS TA	8/27/2019	300	4,547,984.05	
1621773	203000810 AIRS D€	8/27/2019	300	2,278,779.29	
1621774	203000811 AIRS D€	8/27/2019	300	992,104.22	
1621771	303000808 AIRS TA	8/27/2019	300	118,761.45	
1621775	203000812 AIRS D€	8/27/2019	300	7,526.26	
1621796	Correct Journal Entr	8/27/2019	300	7,434.90	
1621770	203000807 AIRS TA	8/27/2019	300	7,343.90	
1621768	203000801	8/27/2019	300	3,545.50	
1621776	203000813 AIRS D€	8/27/2019	300	3,504.22	
1621777	203000814 AIRS D€	8/27/2019	300	12.60	
1621784	203000803	8/27/2019	300		14,000,000.00
1621786	203000804	8/27/2019	300		2,787.38
1621795	Back Out Journal Er	8/27/2019	300		7,343.90
1622178	203000810 AIRS D€	8/28/2019	300	2,644,565.10	
1622174	2030008063	8/28/2019	300	1,912,306.76	
1622177	203000809 AIRS TA	8/28/2019	300	1,882,513.24	
1622179	203000811 AIRS D€	8/28/2019	300	17,675.96	
1622176	203000808 AIRS TA	8/28/2019	300	13,523.26	
1622181	203000813 AIRS D€	8/28/2019	300	9,164.15	
1622175	203000807 AIRS TA	8/28/2019	300	5,016.00	
1621904	203000801	8/28/2019	300	4,250.75	
1622180	203000812 AIRS D€	8/28/2019	300	4,027.12	
1622173	203000802	8/28/2019	300	128.00	
1622182	203000814 AIRS D€	8/28/2019	300	119.53	
1622187	203000804	8/28/2019	300	105.80	
1622191	203000805	8/28/2019	300		6,000,000.00
1622192	203000806	8/28/2019	300		43,154.77
1623365	203000802	8/29/2019	300	5,581,688.89	
1623369	203000810 AIRS D€	8/29/2019	300	2,860,274.55	

Run Date: 1/2/2020
 Run Time: 11:52:29AM

Demand Account Activity

Start Date: 7/1/2019 End Date: 12/31/2019

Page: 168
 User: 0

Jnl. Entry	Ref #	Trx. Date	Ledger	Debit Amount	Credit Amount
1623368	203000809 AIRS TA	8/29/2019	300	2,635,954.47	
1623366	203000807 AIRS TA	8/29/2019	300	12,318.90	
1623364	203000801	8/29/2019	300	3,524.12	
1623367	203000808 AIRS TA	8/29/2019	300	1,716.42	
1623371	203000812 AIRS DE	8/29/2019	300	1,430.16	
1623372	203000813 AIRS DE	8/29/2019	300	137.78	
1623370	203000811 AIRS DE	8/29/2019	300	25.00	
1623380	203000803	8/29/2019	300		11,000,000.00
1623382	203000804	8/29/2019	300		7,622.97
1623755	203000809 AIRS TA	8/30/2019	300	2,867,326.72	
1623757	203000811 AIRS DE	8/30/2019	300	2,255,233.42	
1623752	203000802	8/30/2019	300	1,098,804.71	
1623754	203000808 AIRS TA	8/30/2019	300	28,421.89	
1623759	203000813 AIRS DE	8/30/2019	300	20,261.58	
1623753	203000807 AIRS TA	8/30/2019	300	9,560.10	
1623751	203000801	8/30/2019	300	5,231.27	
1623758	203000812 AIRS DE	8/30/2019	300	3,075.00	
1623756	203000810 AIRS TA	8/30/2019	300	1,000.00	
1623760	203000814 AIRS DE	8/30/2019	300	193.69	
1623767	203000803	8/30/2019	300		7,000,000.00
1623781	203000804	8/30/2019	300		6,621.54
1624262	203000902	9/3/2019	300	2,053,767.56	
1624261	203000903	9/3/2019	300	6,065.84	
1624264	203000903	9/3/2019	300		2,000,000.00
1624272	203000904	9/3/2019	300		9,199.43
1624611	203000908 AIRS DE	9/4/2019	300	4,987,127.09	
1624366	203000902	9/4/2019	300	2,244,287.23	
1624610	203000907 AIRS TA	9/4/2019	300	23,515.80	
1624365	203000901	9/4/2019	300	4,377.72	
1624612	203000909 AIRS DE	9/4/2019	300	450.00	
1624367	203000903	9/4/2019	300		7,000,000.00
1624631	203000905	9/4/2019	300		112.00
1624962	203000910 AIRS DE	9/5/2019	300	3,024,927.21	
1624961	203000909 AIRS TA	9/5/2019	300	2,913,568.11	
1624963	203000911 AIRS DE	9/5/2019	300	2,193,675.73	
1624944	203000902	9/5/2019	300	1,640,961.51	
1624965	203000913 AIRS DE	9/5/2019	300	83,850.00	
1624964	203000912 AIRS DE	9/5/2019	300	8,403.32	
1624960	203000908 AIRS TA	9/5/2019	300	7,780.58	
1624943	203000901	9/5/2019	300	6,560.10	
1624959	203000907 AIRS TA	9/5/2019	300	4,719.00	
1624945	203000903	9/5/2019	300		10,000,000.00
1624946	203000904	9/5/2019	300		15,696.53
1625411	203000909 AIRS TA	9/6/2019	300	4,017,322.12	
1625412	203000910 AIRS DE	9/6/2019	300	3,344,347.81	
1625402	203000902	9/6/2019	300	1,399,775.70	
1625409	203000907 AIRS TA	9/6/2019	300	21,153.00	
1625415	203000913 AIRS DE	9/6/2019	300	18,147.34	
1625414	203000912 AIRS DE	9/6/2019	300	10,515.15	
1625401	203000901	9/6/2019	300	4,648.40	
1625410	203000908 AIRS TA	9/6/2019	300	1,885.67	
1625416	203000912 AIRS DE	9/6/2019	300	1,222.25	
1625413	203000911 AIRS DE	9/6/2019	300	425.00	
1625403	203000903	9/6/2019	300		9,000,000.00
1625421	203000904	9/6/2019	300		1,535.63
1625820	193000903	9/9/2019	300	5,625,622.81	

Run Date: 1/2/2020
 Run Time: 11:52:29AM

Demand Account Activity

Start Date: 7/1/2019 End Date: 12/31/2019

Page: 169
 User: 0

Jnl. Entry	Ref #	Trx. Date	Ledger	Debit Amount	Credit Amount
1625813	193000908SRO AIR	9/9/2019	300	2,422,819.02	
1625812	193000907CHECK2	9/9/2019	300	2,171,798.15	
1625818	193000901	9/9/2019	300	12,062.52	
1625815	193000909OTHER /	9/9/2019	300	11,782.76	
1625811	193000906CASH OI	9/9/2019	300	7,860.52	
1625810	193000905SRO AIR	9/9/2019	300	7,141.20	
1625816	193000910CASH OI	9/9/2019	300	3,281.73	
1625817	193000911CHECK2	9/9/2019	300	200.00	
1625819	193000902	9/9/2019	300	50.00	
1625809	192700908	9/9/2019	300		10,000,000.00
1625821	193000904	9/9/2019	300		979.00
1626180	193000907CHECK2	9/10/2019	300	4,109,187.47	
1626181	193000908SRO AIR	9/10/2019	300	2,803,507.43	
1626176	193000902	9/10/2019	300	2,167,889.27	
1626316	2007521	9/10/2019	300	192,691.79	
1626182	193000909OTHER /	9/10/2019	300	52,542.15	
1626178	193000905	9/10/2019	300	11,081.40	
1626179	193000906CASH OI	9/10/2019	300	4,662.19	
1626192	Correct Journal Entr	9/10/2019	300	4,662.12	
1626183	193000910CASH OI	9/10/2019	300	3,243.76	
1626175	193000901	9/10/2019	300	2,928.50	
1626184	193000911CHECK2	9/10/2019	300	721.30	
1625936	192700901	9/10/2019	300		9,000,000.00
1626188	193000903	9/10/2019	300		4,965.50
1626190	Back Out Journal Er	9/10/2019	300		4,662.19
1626630	193000902	9/11/2019	300	4,261,520.33	
1626634	193000906CHECK2	9/11/2019	300	3,924,994.66	
1626635	193000907SRO AIR	9/11/2019	300	2,516,439.23	
1626633	193000905CASH OI	9/11/2019	300	27,790.54	
1626632	193000904SRO AIR	9/11/2019	300	5,755.20	
1626636	193000908OTHER /	9/11/2019	300	5,203.07	
1626637	193000909CASH OI	9/11/2019	300	4,367.21	
1626629	193000901	9/11/2019	300	3,302.81	
1626638	193000910FOREIGI	9/11/2019	300	12.60	
1626631	192700903	9/11/2019	300		20,942.11
1626649	192700907	9/11/2019	300		11,000,000.00
1627915	193000906CHECK2	9/12/2019	300	8,931,061.30	
1627916	193000907SRO AIR	9/12/2019	300	2,572,781.08	
1627922	193000903	9/12/2019	300	908,654.21	
1627914	193000905CASH OI	9/12/2019	300	9,986.89	
1626754	193000904SRO AIR	9/12/2019	300	6,161.10	
1627919	193000910CHECK2	9/12/2019	300	5,808.94	
1628049	Correct Journal Entr	9/12/2019	300	3,959.65	
1627920	193000901	9/12/2019	300	3,959.05	
1627917	193000908OTHER /	9/12/2019	300	1,250.00	
1627918	193000909CASH OI	9/12/2019	300	541.15	
1627921	193000902	9/12/2019	300	105.00	
1627927	193000911	9/12/2019	300		10,246.22
1627928	192700901	9/12/2019	300		12,000,000.00
1628048	Back Out Journal Er	9/12/2019	300		3,959.05
1628363	193000906CHEK21	9/13/2019	300	4,746,312.97	
1628358	193000902	9/13/2019	300	2,159,767.92	
1628472	193000907SRO AIR	9/13/2019	300	2,003,823.76	
1628475	193000910CHECK2	9/13/2019	300	21,977.60	
1628361	193000904SRO AIR	9/13/2019	300	8,768.10	
1628474	193000909CASH OI	9/13/2019	300	6,864.13	

Run Date: 1/2/2020
 Run Time: 11:52:29AM

Demand Account Activity

Start Date: 7/1/2019 End Date: 12/31/2019

Page: 170
 User: 0

Jnl. Entry	Ref #	Trx. Date	Ledger	Debit Amount	Credit Amount
1628357	193000901	9/13/2019	300	4,403.87	
1628362	193000905CASH OI	9/13/2019	300	2,477.78	
1628476	193000911FOREIGI	9/13/2019	300	725.00	
1628473	193000908OTHER /	9/13/2019	300	100.00	
1628345	192700902	9/13/2019	300		9,000,000.00
1628348	193000903	9/13/2019	300		5,627.05
1628795	203000908 AIRS TA	9/16/2019	300	7,203,123.20	
1628796	203000909 AIRS D€	9/16/2019	300	2,136,578.09	
1628793	203000902	9/16/2019	300	1,861,529.99	
1628798	203000911 AIRS D€	9/16/2019	300	111,657.36	
1628794	203000907 AIRS TA	9/16/2019	300	6,497.70	
1628791	203000901	9/16/2019	300	6,028.55	
1628797	203000910 AIRS D€	9/16/2019	300	1,275.00	
1628799	203000912 AIRS D€	9/16/2019	300	313.50	
1628805	203000903	9/16/2019	300		12,000,000.00
1628807	203000904	9/16/2019	300		5,907.72
1628926	203000905	9/16/2019	300		1,000,000.00
1629208	203000909 AIRS TA	9/17/2019	300	6,040,414.25	
1629205	203000901	9/17/2019	300	3,602,942.19	
1629209	203000909 AIRS D€	9/17/2019	300	2,527,733.21	
1629207	203000908 AIRS TA	9/17/2019	300	82,389.29	
1629363	203000905	9/17/2019	300	31,001.52	
1629212	203000912 AIRS D€	9/17/2019	300	22,889.40	
1629211	203000911 AIRS D€	9/17/2019	300	20,097.52	
1629206	203000907 AIRS TA	9/17/2019	300	10,619.40	
1629210	203000910 AIRS D€	9/17/2019	300	6,780.97	
1629204	203000901	9/17/2019	300	3,122.29	
1629364	203000906	9/17/2019	300	100.00	
1629365	203000907	9/17/2019	300	0.36	
1629220	203000903	9/17/2019	300		36,000,000.00
1629221	203000904	9/17/2019	300		70,066.65
1629651	203000909 AIRS TA	9/18/2019	300	12,406,410.81	
1629652	203000909 AIRS D€	9/18/2019	300	3,130,777.77	
1629669	202700906	9/18/2019	300	3,000,000.00	
1629648	203000902	9/18/2019	300	1,344,738.95	
1629649	203000907 AIRS TA	9/18/2019	300	12,764.40	
1629650	203000908 AIRS TA	9/18/2019	300	12,586.98	
1629654	203000911 AIRS D€	9/18/2019	300	11,932.69	
1629653	203000910 AIRS D€	9/18/2019	300	9,617.53	
1629647	203000901	9/18/2019	300	4,547.05	
1629661	203000903	9/18/2019	300		17,000,000.00
1629662	203000904	9/18/2019	300		28,174.49
1630264	203000909 AIRS TA	9/19/2019	300	29,979,995.00	
1630261	203000902	9/19/2019	300	2,381,975.46	
1630265	203000910 AIRS D€	9/19/2019	300	2,196,148.36	
1630268	203000913 AIRS D€	9/19/2019	300	99,605.78	
1630266	203000911 AIRS D€	9/19/2019	300	43,403.92	
1630262	203000907 AIRS TA	9/19/2019	300	12,210.00	
1630263	203000908 AIRS TA	9/19/2019	300	4,912.20	
1630260	203000901	9/19/2019	300	3,188.10	
1630267	203000912 AIRS D€	9/19/2019	300	1,515.79	
1630269	203000914 AIRS D€	9/19/2019	300	190.65	
1630276	202700903	9/19/2019	300		13,000,000.00
1630279	203000903	9/19/2019	300		5,690.48
1630658	203000909 AIRS TA	9/20/2019	300	19,648,620.65	
1630655	203000902	9/20/2019	300	3,589,863.21	

Run Date: 1/2/2020
 Run Time: 11:52:29AM

Demand Account Activity

Start Date: 7/1/2019 End Date: 12/31/2019

Page: 171
 User: 0

Jnl. Entry	Ref #	Trx. Date	Ledger	Debit Amount	Credit Amount
1630659	203000910 AIRS D€	9/20/2019	300	2,210,910.07	
1630662	203000913 AIRS D€	9/20/2019	300	193,738.83	
1630657	203000908 AIRS TA	9/20/2019	300	9,975.95	
1630656	203000907 AIRS TA	9/20/2019	300	8,335.80	
1630654	203000901	9/20/2019	300	6,177.53	
1630663	203000914 AIRS D€	9/20/2019	300	5,352.12	
1630660	203000911 AIRS D€	9/20/2019	300	2,750.00	
1630661	203000912 AIRS D€	9/20/2019	300	266.27	
1630389	CORRECT JE 1622	9/20/2019	300		105.80
1630671	203000903	9/20/2019	300		25,000,000.00
1630683	203000906	9/20/2019	300		4,272.14
1630784	203000902	9/23/2019	300	12,582,860.01	
1631027	203000909 AIRS TA	9/23/2019	300	11,140,537.90	
1631028	203000910 AIRS D€	9/23/2019	300	2,209,646.35	
1631026	203000908 AIRS TA	9/23/2019	300	38,086.78	
1631025	203000907 AIRS TA	9/23/2019	300	11,625.90	
1630785	203000901	9/23/2019	300	6,843.25	
1631030	203000912 AIRS D€	9/23/2019	300	3,326.95	
1631076	203000913 AIRS D€	9/23/2019	300	1,004.45	
1631029	203000911 AIRS D€	9/23/2019	300	275.00	
1630788	203000903	9/23/2019	300		10,348.41
1631085	203000905	9/23/2019	300		1,000,000.00
1631179	Correct Journal Entr	9/23/2019	300		101,000,000.00
1631428	203000909 AIRS TA	9/24/2019	300	7,727,509.11	
1631425	203000902	9/24/2019	300	6,788,056.33	
1631430	203000910 AIRS D€	9/24/2019	300	2,148,943.93	
1631435	203000913 AIRS D€	9/24/2019	300	294,092.99	
1631426	203000907 AIRS TA	9/24/2019	300	17,028.00	
1631424	203000901	9/24/2019	300	2,768.15	
1631427	203000908 AIRS TA	9/24/2019	300	1,897.70	
1631433	203000912 AIRS D€	9/24/2019	300	1,263.22	
1631432	203000911 AIRS D€	9/24/2019	300	25.00	
1631443	203000903	9/24/2019	300		9,712.85
1631452	203000904	9/24/2019	300		16,000,000.00
1631879	203000909 AIRS TA	9/25/2019	300	10,225,439.19	
1631863	203000903	9/25/2019	300	3,335,854.95	
1631880	203000910 AIRS D€	9/25/2019	300	2,625,970.51	
1631886	202700909 AIRS TA	9/25/2019	300	30,525.53	
1631878	203000908 AIRS TA	9/25/2019	300	12,550.12	
1631883	203000913 AIRS D€	9/25/2019	300	11,396.56	
1631877	203000907 AIRS TA	9/25/2019	300	9,705.30	
1631882	203000912 AIRS D€	9/25/2019	300	3,943.59	
1631861	203000901	9/25/2019	300	2,708.85	
1631862	203000902	9/25/2019	300	598.00	
1631884	203000914 AIRS D€	9/25/2019	300	100.00	
1631881	203000911 AIRS D€	9/25/2019	300	25.00	
1631864	203000904	9/25/2019	300		30,215.73
1631865	203000905	9/25/2019	300		16,000,000.00
1632021	Back Out Journal Er	9/25/2019	300		30,525.53
1633135	203000909 AIRS TA	9/26/2019	300	10,653,461.09	
1633145	202700906	9/26/2019	300	5,000,000.00	
1633136	203000910 AIRS D€	9/26/2019	300	2,865,826.75	
1633121	203000902	9/26/2019	300	1,698,778.02	
1633139	203000913 AIRS D€	9/26/2019	300	197,549.85	
1633134	203000908 AIRS TA	9/26/2019	300	132,257.41	
1633137	203000911 AIRS D€	9/26/2019	300	8,908.17	

Run Date: 1/2/2020
 Run Time: 11:52:29AM

Demand Account Activity

Start Date: 7/1/2019 End Date: 12/31/2019

Page: 172
 User: 0

Jnl. Entry	Ref #	Trx. Date	Ledger	Debit Amount	Credit Amount
1633133	203000907 AIRS TA	9/26/2019	300	6,118.20	
1633138	203000912 AIRS DE	9/26/2019	300	4,583.82	
1633120	203000901	9/26/2019	300	3,477.30	
1633148	SPECIAL DEPOSIT	9/26/2019	300	175.00	
1633140	203000914 AIRS DE	9/26/2019	300	147.00	
1633122	203000903	9/26/2019	300		16,000,000.00
1633123	203000904	9/26/2019	300		51,757.39
1633542	203000909 AIRS TA	9/27/2019	300	3,346,769.37	
1633534	203000902	9/27/2019	300	3,037,335.06	
1633544	203000911 AIRS DE	9/27/2019	300	2,139,366.99	
1633545	203000912 AIRS DE	9/27/2019	300	1,018,658.28	
1633541	203000908 airs tax	9/27/2019	300	14,362.81	
1633547	203000914 AIRS DE	9/27/2019	300	8,903.58	
1633540	203000907 AIRS TA	9/27/2019	300	7,580.10	
1633533	203000901	9/27/2019	300	4,454.06	
1633548	203000913 AIRAS C	9/27/2019	300	2,155.00	
1633546	203000913 AIRS DE	9/27/2019	300	555.16	
1633543	203000910 AIRS TA	9/27/2019	300	9.00	
1633535	203000903	9/27/2019	300		14,000,000.00
1633553	203000904	9/27/2019	300		5,276.74
1633562	203000906	9/27/2019	300		1,000,000.00
1634098	Back Out Journal Er	9/30/2019	300	9,000,000.00	
1633994	193000906CHECK2	9/30/2019	300	5,197,958.50	
1633989	193000902	9/30/2019	300	2,185,819.96	
1633995	193000907SROAIR:	9/30/2019	300	2,092,686.89	
1633999	193000910CHECK2	9/30/2019	300	28,475.00	
1634000	193000910CHECK2	9/30/2019	300	28,475.00	
1634116	193000910CHECK 2	9/30/2019	300	28,475.00	
1633998	193000909CASH OI	9/30/2019	300	18,774.14	
1633993	193000905CASH OI	9/30/2019	300	15,709.49	
1633992	193000904SRO AIR	9/30/2019	300	9,160.80	
1633997	193000908OTHER /	9/30/2019	300	7,593.52	
1633988	193000901	9/30/2019	300	4,204.53	
1633990	192700903	9/30/2019	300		41,236.56
1633991	192700912	9/30/2019	300		9,000,000.00
1634125	192700921	9/30/2019	300		1,000,000.00
1634127	Back Out Journal Er	9/30/2019	300		28,475.00
1634128	Back Out Journal Er	9/30/2019	300		28,475.00
1634458	193001002	10/1/2019	300	2,145,875.02	
1634457	193001001	10/1/2019	300	3,459.16	
1634459	1930011003	10/1/2019	300	343.61	
1634462	192701002	10/1/2019	300		10,000,000.00
1634468	193001004	10/1/2019	300		86,651.39
1634582	193001005SRO AIR	10/2/2019	300	5,289,230.32	
1634580	193001002	10/2/2019	300	414,766.98	
1634581	193001004SRO AIR	10/2/2019	300	15,523.20	
1634579	193001001	10/2/2019	300	3,928.00	
1634583	193001006OTHER /	10/2/2019	300	1,100.00	
1634589	193001003	10/2/2019	300		7,802.88
1634591	192701020	10/2/2019	300		6,000,000.00
1634968	192701025	10/2/2019	300		4,000,000.00
1635315	193001006	10/3/2019	300	3,676,398.08	
1635316	193001007SRO AIR	10/3/2019	300	3,044,512.15	
1635325	193001002	10/3/2019	300	2,616,059.77	
1635317	193001008OTHER /	10/3/2019	300	1,848,898.56	
1635313	193001004SROAIR:	10/3/2019	300	18,384.30	

Run Date: 1/2/2020
 Run Time: 11:52:29AM

Demand Account Activity

Start Date: 7/1/2019 End Date: 12/31/2019

Page: 173
 User: 0

Jnl. Entry	Ref #	Trx. Date	Ledger	Debit Amount	Credit Amount
1635314	193001005CASH OI	10/3/2019	300	8,034.56	
1635318	193001009CASH OI	10/3/2019	300	7,735.51	
1635324	193001001	10/3/2019	300	6,861.45	
1635319	193000910CHECK2	10/3/2019	300	950.00	
1635433	special deposit/ var c	10/3/2019	300	800.00	
1635329	192701008	10/3/2019	300		7,000,000.00
1635336	192701003	10/3/2019	300		10.00
1635698	203001010 AIRS D€	10/4/2019	300	2,475,618.20	
1635697	203001009 AIRS TA	10/4/2019	300	1,641,784.27	
1635694	203001003	10/4/2019	300	1,402,103.08	
1635701	203001013 AIRS D€	10/4/2019	300	1,302,489.30	
1635696	203001008 AIRS TA	10/4/2019	300	21,652.84	
1635695	203001007 AIRS TA	10/4/2019	300	12,804.00	
1635692	203001001	10/4/2019	300	5,641.31	
1635700	203001012 AIRS D€	10/4/2019	300	3,845.69	
1635702	203001014 AIRS D€	10/4/2019	300	1,504.10	
1635699	203001011 AIRS D€	10/4/2019	300	550.00	
1635715	203001006	10/4/2019	300	384.00	
1635693	203001002	10/4/2019	300	25.00	
1635711	203001004	10/4/2019	300		6,513.25
1635712	203001005	10/4/2019	300		7,000,000.00
1636091	203001002	10/7/2019	300	5,588,852.89	
1636094	203001009 AIRS TA	10/7/2019	300	2,539,003.76	
1636095	203001010 AIRS D€	10/7/2019	300	2,138,345.60	
1636208	Correct Journal Entr	10/7/2019	300	53,991.50	
1636092	203001007 AIRS TA	10/7/2019	300	18,935.40	
1636093	203001008 AIRS TA	10/7/2019	300	13,679.44	
1636096	203001011 AIRS D€	10/7/2019	300	8,283.15	
1636090	203001001	10/7/2019	300	6,780.90	
1636098	203001013 AIRS D€	10/7/2019	300	3,991.50	
1636097	203001012 AIRS D€	10/7/2019	300	2,003.30	
1636106	203001003	10/7/2019	300		10,000,000.00
1636108	203001004	10/7/2019	300		7,014.79
1636207	Back Out Journal Er	10/7/2019	300		3,991.50
1636558	203001002	10/8/2019	300	2,717,596.89	
1636561	203001009 AIRS TA	10/8/2019	300	2,564,211.76	
1636562	203001010 AIRS D€	10/8/2019	300	2,548,579.27	
1636727	202701005	10/8/2019	300	2,000,000.00	
1636563	203001011 AIRS D€	10/8/2019	300	42,872.61	
1636560	203001008 AIRS TA	10/8/2019	300	16,056.80	
1636559	203001007 AIRS TA	10/8/2019	300	4,725.60	
1636564	203001012 AIRS D€	10/8/2019	300	3,340.04	
1636557	203001001	10/8/2019	300	2,363.80	
1636565	203001013 AIRS D€	10/8/2019	300	1,661.19	
1636573	203001003	10/8/2019	300		8,000,000.00
1636578	203001004	10/8/2019	300		8,326.62
1637147	202301001	10/9/2019	300	12,000,000.00	
1637124	203001002	10/9/2019	300	4,248,051.85	
1637128	203001010 AIRS D€	10/9/2019	300	2,737,395.13	
1637250	Correct Journal Entr	10/9/2019	300	2,373,395.13	
1637127	203001009 AIRS TA	10/9/2019	300	2,017,196.04	
1637131	203001013 AIRS D€	10/9/2019	300	926,434.07	
1637126	203001008 AIRS TA	10/9/2019	300	11,954.97	
1637123	203001001	10/9/2019	300	7,759.25	
1637125	203001007 AIRS TA	10/9/2019	300	7,296.30	
1637129	203001011 AIRS D€	10/9/2019	300	2,118.34	

Run Date: 1/2/2020
 Run Time: 11:52:29AM

Demand Account Activity

Start Date: 7/1/2019 End Date: 12/31/2019

Page: 174
 User: 0

Jnl. Entry	Ref #	Trx. Date	Ledger	Debit Amount	Credit Amount
1637130	203001012 AIRS D€	10/9/2019	300	1,502.17	
1637139	203001003	10/9/2019	300		12,000,000.00
1637140	203001004	10/9/2019	300		710.00
1637249	Back Out Journal Er	10/9/2019	300		2,737,395.13
1637258	203001009 AIRS TA	10/10/2019	300	3,888,415.64	
1637259	203001010 AIRS D€	10/10/2019	300	3,332,523.34	
1637255	203001002	10/10/2019	300	2,062,790.28	
1637262	203001013 AIRS D€	10/10/2019	300	592,171.45	
1638436	2010466	10/10/2019	300	175,369.77	
1637257	203001008 AIRS TA	10/10/2019	300	12,881.85	
1637256	203001007 AIRS TA	10/10/2019	300	8,715.30	
1637254	203001001	10/10/2019	300	4,472.50	
1637263	203001014 AIRS D€	10/10/2019	300	4,383.00	
1637261	203001012 AIRS D€	10/10/2019	300	905.52	
1637260	203001011 AIRS D€	10/10/2019	300	200.00	
1637270	203001003	10/10/2019	300		22,000,000.00
1638055	203001004	10/10/2019	300		30,467.23
1638944	202701006	10/11/2019	300	15,000,000.00	
1638790	203001010 AIRS D€	10/11/2019	300	2,179,214.53	
1638789	203001009 AIRS TA	10/11/2019	300	2,028,780.88	
1638943	Back Out Journal Er	10/11/2019	300	2,000,000.00	
1638786	203001002	10/11/2019	300	979,466.38	
1638793	203001013 AIRS D€	10/11/2019	300	542,164.26	
1638788	203001008 AIRS TA	10/11/2019	300	9,366.96	
1638787	203001007 AIRS TA	10/11/2019	300	7,959.60	
1638792	203001012 AIRS D€	10/11/2019	300	5,310.70	
1638785	203001001	10/11/2019	300	4,236.58	
1638791	203001011 AIRS D€	10/11/2019	300	1,525.00	
1638794	203001014 AIRS D€	10/11/2019	300	442.50	
1638801	203001003	10/11/2019	300		5,000,000.00
1638803	203001004	10/11/2019	300		2,850.24
1638817	203001005	10/11/2019	300		2,000,000.00
1638945	Back Out Journal Er	10/11/2019	300		15,000,000.00
1639219	203001002	10/14/2019	300	12,089,698.94	
1639218	203001001	10/14/2019	300	4,259.55	
1639221	203001003	10/14/2019	300		6,988.57
1639719	203001009 AIRS TA	10/15/2019	300	6,842,452.36	
1639720	203001010 AIRS D€	10/15/2019	300	4,499,375.66	
1639723	203001013 AIRS D€	10/15/2019	300	1,263,944.78	
1639701	203001002	10/15/2019	300	1,016,420.48	
1639718	203001008 AIRS TA	10/15/2019	300	19,622.49	
1639717	203001007 AIRS TA	10/15/2019	300	17,796.90	
1639722	203001012 AIRS D€	10/15/2019	300	7,072.33	
1639700	203001001	10/15/2019	300	2,320.73	
1639721	203001011 AIRS D€	10/15/2019	300	1,650.00	
1639702	203001003	10/15/2019	300		26,000,000.00
1639834	203001002	10/16/2019	300	3,677,520.84	
1639837	203001009 AIRS TA	10/16/2019	300	3,422,932.78	
1639838	203001010 AIRS D€	10/16/2019	300	1,862,142.02	
1639841	203001013 AIRS D€	10/16/2019	300	360,835.29	
1639839	203001011 AIRS D€	10/16/2019	300	20,611.50	
1639836	203001008 AIRS TA	10/16/2019	300	6,427.35	
1639833	203001001	10/16/2019	300	5,864.83	
1639840	203001012 AIRS D€	10/16/2019	300	3,318.20	
1639835	203001007 AIRS TA	10/16/2019	300	3,003.00	
1639851	203001003	10/16/2019	300		10,000,000.00

Run Date: 1/2/2020
 Run Time: 11:52:29AM

Demand Account Activity

Start Date: 7/1/2019 End Date: 12/31/2019

Page: 175
 User: 0

Jnl. Entry	Ref #	Trx. Date	Ledger	Debit Amount	Credit Amount
1639852	203001004	10/16/2019	300		1,942.60
1640367	20300106	10/16/2019	300		11,000,000.00
1640646	203001010 AIRS D€	10/17/2019	300	3,225,286.99	
1640642	203001002	10/17/2019	300	3,003,986.47	
1640645	203001009 AIRS TA	10/17/2019	300	169,722.24	
1640644	203001008 AIRS TA	10/17/2019	300	26,028.78	
1640643	203001007 AIRS TA	10/17/2019	300	19,364.40	
1640647	203001011 AIRS D€	10/17/2019	300	15,011.33	
1640641	203001001	10/17/2019	300	3,133.60	
1640653	203001003	10/17/2019	300		943.20
1640792	203001009 AIRS TA	10/18/2019	300	7,881,936.33	
1640789	203001002	10/18/2019	300	2,515,262.98	
1640793	203001010 AIRS D€	10/18/2019	300	2,001,379.06	
1640796	203001013 AIRS D€	10/18/2019	300	211,733.74	
1640791	203001008 AIRS TA	10/18/2019	300	18,892.88	
1640790	203001007 AIRS TA	10/18/2019	300	12,094.50	
1640787	203001001	10/18/2019	300	10,369.44	
1640795	203001012 AIRS D€	10/18/2019	300	3,467.09	
1640794	203001011 AIRS D€	10/18/2019	300	2,649.09	
1640797	203001014 AIRS D€	10/18/2019	300	17.00	
1640804	203001003	10/18/2019	300		8,000,000.00
1640807	203001004	10/18/2019	300		1,323.38
1641436	203001007	10/18/2019	300		1,000,000.00
1641735	193001006CHECK2	10/21/2019	300	7,750,441.47	
1641732	193001002	10/21/2019	300	4,736,011.29	
1641843	Correct Journal Entr	10/21/2019	300	2,200,128.21	
1641740	193000911CHECK2	10/21/2019	300	582,445.72	
1641734	193001005CASH OI	10/21/2019	300	75,956.85	
1641733	193001004SRO AIR	10/21/2019	300	6,553.80	
1641731	193001001	10/21/2019	300	4,310.80	
1641741	193000912FOREIGI	10/21/2019	300	2,165.00	
1641739	193001010CASH OI	10/21/2019	300	767.42	
1641736	193001007FOREIGI	10/21/2019	300	67.00	
1641737	193001008SRO AIR	10/21/2019	300	50.00	
1641738	193001009OTHER /	10/21/2019	300	50.00	
1641746	193001003	10/21/2019	300		830.37
1641754	192701012	10/21/2019	300		14,000,000.00
1641842	Back Out Journal Er	10/21/2019	300		50.00
1642113	193001006CHECK2	10/22/2019	300	15,082,163.35	
1642109	193001003	10/22/2019	300	10,063,171.92	
1642114	193001007SRO AIR	10/22/2019	300	2,167,844.81	
1642115	193001008OTHER /	10/22/2019	300	24,519.17	
1642112	193001005CASH OI	10/22/2019	300	6,624.62	
1642111	193001004SRO AIR	10/22/2019	300	5,408.70	
1642084	193001001	10/22/2019	300	3,742.50	
1642116	193001009CASH OI	10/22/2019	300	2,817.31	
1642117	193001010CHECK ;	10/22/2019	300	496.00	
1642108	193001002	10/22/2019	300	50.00	
1642110	193001011	10/22/2019	300		7,300.21
1642130	192701013	10/22/2019	300		27,000,000.00
1642532	193001006CHECK2	10/23/2019	300	6,601,861.96	
1642533	193001007SROAIR:	10/23/2019	300	2,544,227.10	
1642528	193001002	10/23/2019	300	1,546,228.12	
1642535	193001009CHECK2	10/23/2019	300	41,542.47	
1642530	193001004SROAIR:	10/23/2019	300	31,135.50	
1642531	193001005CASH OI	10/23/2019	300	3,854.90	

Run Date: 1/2/2020
 Run Time: 11:52:29AM

Demand Account Activity

Start Date: 7/1/2019 End Date: 12/31/2019

Page: 176
 User: 0

Jnl. Entry	Ref #	Trx. Date	Ledger	Debit Amount	Credit Amount
1642527	193001001	10/23/2019	300	2,824.70	
1642534	193001008CASH OI	10/23/2019	300	480.00	
1642529	192701003	10/23/2019	300		12,277.39
1642551	192701016	10/23/2019	300		11,000,000.00
1643775	192701001EFT AIR:	10/24/2019	300	18,932,985.75	
1643771	193001006CHECK2	10/24/2019	300	10,826,359.53	
1642925	193001002	10/24/2019	300	2,614,073.77	
1643772	193001007SRO AIR	10/24/2019	300	2,593,293.58	
1643774	193001010CHECK2	10/24/2019	300	155,361.34	
1643770	193001005CASH OI	10/24/2019	300	14,413.08	
1643769	193001004SRO AIR	10/24/2019	300	10,738.20	
1643773	193001009CASH OI	10/24/2019	300	4,095.75	
1642924	193001001	10/24/2019	300	3,987.30	
1643683	193001011	10/24/2019	300	364.00	
1643682	193001010	10/24/2019	300	50.00	
1643684	193001012	10/24/2019	300	3.90	
1642922	192701006	10/24/2019	300		16,000,000.00
1643759	192701003	10/24/2019	300		24,818.61
1643782	192701031	10/24/2019	300		22,000,000.00
1643888	Back Out Journal Er	10/24/2019	300		18,932,985.75
1644157	193001006CHECK :	10/25/2019	300	7,802,262.80	
1644274	193001002	10/25/2019	300	5,158,319.05	
1644159	193001007SRO AIR	10/25/2019	300	1,951,549.33	
1644163	193001010CHECK2	10/25/2019	300	14,424.15	
1644156	193001005CASH OI	10/25/2019	300	9,999.66	
1644154	193001004SROAIR:	10/25/2019	300	5,916.90	
1644273	193001001	10/25/2019	300	4,154.33	
1644162	193001009CASH OI	10/25/2019	300	3,229.11	
1644161	193001008OTHER /	10/25/2019	300	1,225.00	
1644176	193001003	10/25/2019	300		38,270.68
1644711	203001009 AIRS TA	10/28/2019	300	5,540,734.37	
1644708	203001003	10/28/2019	300	2,014,486.76	
1644712	203001010 AIRS D€	10/28/2019	300	1,875,030.93	
1644710	203001008 AIRS TA	10/28/2019	300	110,388.19	
1644709	203001007 AIRS TA	10/28/2019	300	11,088.00	
1644716	203001013 AIRS D€	10/28/2019	300	9,379.88	
1644714	203001012 AIRS D€	10/28/2019	300	4,953.47	
1644706	203001001	10/28/2019	300	3,749.80	
1644713	203001011 AIRS D€	10/28/2019	300	325.00	
1644707	2203001002	10/28/2019	300	65.00	
1644723	203001004	10/28/2019	300		3,000,000.00
1644725	203001005	10/28/2019	300		48,123.70
1644846	203001009 AIRS TA	10/29/2019	300	2,432,919.30	
1644847	203001010 AIRS D€	10/29/2019	300	2,284,251.61	
1644843	203001002	10/29/2019	300	1,720,072.75	
1644848	203001011 AIRS D€	10/29/2019	300	943,970.46	
1644849	203001012 AIRS D€	10/29/2019	300	17,352.04	
1644845	203001008 AIRS TA	10/29/2019	300	16,498.32	
1644844	203001007 AIRS TA	10/29/2019	300	10,332.30	
1644842	203001001	10/29/2019	300	3,384.11	
1644850	203001013 AIRS D€	10/29/2019	300	1,449.39	
1644857	203001003	10/29/2019	300		7,000,000.00
1645105	203001004	10/29/2019	300		3,386.12
1645205	203001010 AIRS D€	10/30/2019	300	2,233,965.19	
1645201	203001002	10/30/2019	300	1,839,656.08	
1645204	203001009 AIRS TA	10/30/2019	300	1,002,961.96	

Run Date: 1/2/2020
 Run Time: 11:52:29AM

Demand Account Activity

Start Date: 7/1/2019 End Date: 12/31/2019

Page: 177
 User: 0

Jnl. Entry	Ref #	Trx. Date	Ledger	Debit Amount	Credit Amount
1645207	203001012 AIRS DE	10/30/2019	300	85,033.39	
1645200	203001001	10/30/2019	300	18,010.92	
1645202	203001007 AIRS TA	10/30/2019	300	7,893.60	
1645203	203001008 AIRS TA	10/30/2019	300	7,568.42	
1645206	203001011 AIRS DE	10/30/2019	300	250.00	
1645215	203001003	10/30/2019	300		5,000,000.00
1645218	203001004	10/30/2019	300		50,911.39
1645995	203001009 AIRS TA	10/31/2019	300	3,457,239.06	
1645992	203001002	10/31/2019	300	3,182,483.97	
1645996	203001010 AIRS DE	10/31/2019	300	2,454,156.85	
1645998	203001012 AIRS DE	10/31/2019	300	48,438.47	
1645993	203001007 AIRS TA	10/31/2019	300	17,004.90	
1645994	203001008 AIRS TA	10/31/2019	300	15,138.47	
1645997	203001011 AIRS DE	10/31/2019	300	8,716.08	
1645991	203001001	10/31/2019	300	3,712.26	
1646005	203001003	10/31/2019	300		35,000,000.00
1646006	203001004	10/31/2019	300		6,417.48
1646363	203001102	11/1/2019	300	1,850,024.79	
1646472	Correct Journal Entr	11/1/2019	300	1,850,024.79	
1646362	203001101	11/1/2019	300	5,040.98	
1646366	203001103	11/1/2019	300		1,000,000.00
1646368	203001104	11/1/2019	300		38,980.52
1646471	Back Out Journal Er	11/1/2019	300		1,850,024.79
1646473	203001104	11/1/2019	300		1,000,000.00
1646480	203001108 AIRS DE	11/4/2019	300	4,202,188.85	
1646481	203001109 AIRS DE	11/4/2019	300	2,512,113.11	
1646478	203001102	11/4/2019	300	1,805,806.89	
1646479	203001107 AIRS TA	11/4/2019	300	27,571.50	
1646482	203001110 AIRS DS	11/4/2019	300	3,046.62	
1646476	203001101	11/4/2019	300	2,932.46	
1646491	203001103	11/4/2019	300		8,000,000.00
1646493	203001104	11/4/2019	300		4,406.52
1647070	203001102	11/5/2019	300	2,476,923.29	
1647074	203001110 AIRS DS	11/5/2019	300	2,210,790.84	
1647073	203001109 AIRS TA	11/5/2019	300	1,856,767.13	
1647072	203001108 AIRS TA	11/5/2019	300	19,982.34	
1647071	203001107 AIRS TA	11/5/2019	300	12,437.70	
1647069	203001101	11/5/2019	300	3,583.10	
1647077	203001113 AIRS DS	11/5/2019	300	1,026.29	
1647075	203001111 AIRS DS	11/5/2019	300	825.00	
1647095	203001105	11/5/2019	300	238.74	
1647076	203001112 AIRS DS	11/5/2019	300	150.00	
1647085	203001103	11/5/2019	300		7,000,000.00
1647088	203001104	11/5/2019	300		11,232.84
1647503	203001110 AIRS DS	11/6/2019	300	2,635,917.77	
1647499	203001102	11/6/2019	300	1,833,842.71	
1647502	203001109 AIRS TA	11/6/2019	300	1,644,108.38	
1647510	202701109 AIRS DE	11/6/2019	300	125,990.67	
1647506	203001113 AIRS DS	11/6/2019	300	87,036.53	
1647500	203001107 AIRS TA	11/6/2019	300	9,952.80	
1647501	203001108 AIRS TA	11/6/2019	300	8,400.13	
1647505	203001112 AIRS DS	11/6/2019	300	4,255.33	
1647498	203001101	11/6/2019	300	3,903.50	
1647529	Correct Journal Entr	11/6/2019	300	2,903.50	
1647504	203001111 AIRS DS	11/6/2019	300	800.00	
1647507	203001114 AIRS DS	11/6/2019	300	259.00	

Run Date: 1/2/2020
 Run Time: 11:52:29AM

Demand Account Activity

Start Date: 7/1/2019 End Date: 12/31/2019

Page: 178
 User: 0

Jnl. Entry	Ref #	Trx. Date	Ledger	Debit Amount	Credit Amount
1647515	203001103	11/6/2019	300		6,000,000.00
1647520	203001104	11/6/2019	300		12,176.44
1647526	Back Out Journal Er	11/6/2019	300		3,903.50
1647530	Back Out Journal Er	11/6/2019	300		125,990.67
1648653	203001103	11/7/2019	300	5,938,214.08	
1648656	203001109 AIRS TA	11/7/2019	300	3,209,233.98	
1648657	203001110 AIRS DS	11/7/2019	300	2,808,565.08	
1648660	203001113 AIRS DS	11/7/2019	300	16,494.88	
1648654	203001107 AIRS TA	11/7/2019	300	13,935.90	
1648655	203001108 AIRS TA	11/7/2019	300	5,536.19	
1648651	203001101	11/7/2019	300	4,626.55	
1648659	203001112 AIRS DS	11/7/2019	300	2,928.41	
1648658	203001111 AIRS DS	11/7/2019	300	737.00	
1648652	203001102	11/7/2019	300	282.00	
1648666	203001104	11/7/2019	300		12,000,000.00
1648803	203001110 AIRS DS	11/8/2019	300	2,105,131.18	
1648788	203001102	11/8/2019	300	1,562,599.62	
1648802	203001109 AIRS TA	11/8/2019	300	1,070,287.34	
1648806	203001113 AIRS DS	11/8/2019	300	33,325.94	
1648804	203001111 AIRSDSI	11/8/2019	300	24,219.36	
1648800	203001107 AIRS TA	11/8/2019	300	9,408.30	
1648801	203001108 AIRS TA	11/8/2019	300	7,503.33	
1648787	203001101	11/8/2019	300	4,661.63	
1648805	203001112 AIRS DS	11/8/2019	300	3,468.24	
1648789	203001103	11/8/2019	300		4,607.40
1648790	203001104	11/8/2019	300		5,000,000.00
1649491	193001103	11/12/2019	300	2,595,116.31	
1649494	193001107CHECK2	11/12/2019	300	2,271,481.21	
1649495	193001108SRO AIR	11/12/2019	300	2,224,762.10	
1649577	2013339	11/12/2019	300	76,005.17	
1649498	193001110CHECK2	11/12/2019	300	25,558.45	
1649489	193001101	11/12/2019	300	11,698.00	
1649492	193001105SRO AIR	11/12/2019	300	9,414.90	
1649493	193001106CASH OF	11/12/2019	300	7,559.79	
1649497	193001109CASH OF	11/12/2019	300	4,464.23	
1649496	193001111OTHER A	11/12/2019	300	300.00	
1649490	193001102	11/12/2019	300	89.11	
1649483	192701102	11/12/2019	300		4,000,000.00
1649488	193001104	11/12/2019	300		26,516.00
1650008	192701101AIRS EF	11/13/2019	300	37,135,531.10	
1650004	193001108SRO AIR	11/13/2019	300	2,150,024.39	
1649900	193001103	11/13/2019	300	2,047,841.67	
1650003	193001107CHECK2	11/13/2019	300	2,040,251.67	
1650005	193001109OTHER /	11/13/2019	300	70,823.84	
1650007	193001110CHECK2	11/13/2019	300	63,550.00	
1650002	193001106CASH OF	11/13/2019	300	10,395.70	
1650001	193001105SRO AIR	11/13/2019	300	6,956.40	
1649898	193001101	11/13/2019	300	3,226.05	
1650006	193001110CASH OF	11/13/2019	300	384.58	
1649899	193001102	11/13/2019	300	20.00	
1649892	192701121	11/13/2019	300		9,000,000.00
1649893	193001104	11/13/2019	300		4,371.00
1650012	Back Out Journal Er	11/13/2019	300		37,135,531.10
1650337	193001102	11/14/2019	300	3,544,969.09	
1650346	193001108SRO AIR	11/14/2019	300	2,457,357.63	
1650345	193001106CHECK2	11/14/2019	300	1,601,499.90	

Run Date: 1/2/2020
 Run Time: 11:52:29AM

Demand Account Activity

Start Date: 7/1/2019 End Date: 12/31/2019

Page: 179
 User: 0

Jnl. Entry	Ref #	Trx. Date	Ledger	Debit Amount	Credit Amount
1650343	193001104SROAIR	11/14/2019	300	10,018.80	
1650344	193001105CASH OF	11/14/2019	300	6,133.20	
1650335	193001101	11/14/2019	300	3,608.17	
1650348	193001110CASH OF	11/14/2019	300	2,306.11	
1650349	193001110CHECK2	11/14/2019	300	1,237.00	
1650347	193001109OTHER /	11/14/2019	300	475.00	
1650333	192701103	11/14/2019	300		8,000,000.00
1650352	193001105	11/14/2019	300		6,729.00
1651151	Back Out Journal Er	11/15/2019	300	20,000,000.00	
1651010	193001106CHECK 2	11/15/2019	300	4,301,074.25	
1651012	193001108SROAIR	11/15/2019	300	3,091,112.90	
1651006	193001102	11/15/2019	300	1,643,032.63	
1651015	193001110CHECK2	11/15/2019	300	10,087.07	
1651008	193001104SRO AIR	11/15/2019	300	9,467.70	
1651005	193001101	11/15/2019	300	8,506.73	
1651009	193001105CASH OF	11/15/2019	300	5,497.84	
1651014	193001110CASH OF	11/15/2019	300	1,299.01	
1651013	193001109OTHER /	11/15/2019	300	475.00	
1651016	193001112FOREIGN	11/15/2019	300	200.00	
1651007	193001103	11/15/2019	300		25,326.11
1651034	192701112	11/15/2019	300		9,000,000.00
1651150	192701131	11/15/2019	300		20,000,000.00
1651152	Correct Journal Entr	11/15/2019	300		19,000,000.00
1651459	203001102	11/18/2019	300	4,370,241.00	
1651464	2030011111 AIRS D:	11/18/2019	300	2,027,446.47	
1651462	203001109 AIRS TA	11/18/2019	300	1,879,600.10	
1651465	203001112 AIRS DS	11/18/2019	300	84,487.16	
1651467	203001114 AIRS DS	11/18/2019	300	25,075.62	
1651461	203001108 AIRS TA	11/18/2019	300	10,505.25	
1651460	203001107 AIRS TA	11/18/2019	300	8,639.40	
1651458	203001101	11/18/2019	300	5,162.99	
1651466	203001113 AIRS DS	11/18/2019	300	3,845.24	
1651463	203001110 AIRS TA	11/18/2019	300	25.00	
1651469	203001115 AIRS DS	11/18/2019	300	19.50	
1651475	203001103	11/18/2019	300		6,053.00
1651611	203001103	11/19/2019	300	4,194,751.73	
1651614	203001109 AIRS TA	11/19/2019	300	3,216,955.26	
1651615	203001110 AIRS DS	11/19/2019	300	2,313,328.83	
1651617	203001112 AIRS DS	11/19/2019	300	22,385.23	
1651613	203001108 AIRS TA	11/19/2019	300	9,306.74	
1651612	203001107 AIRS TA	11/19/2019	300	7,524.00	
1651618	203001113 AIRS DS	11/19/2019	300	4,185.19	
1651609	203001101	11/19/2019	300	3,752.70	
1651610	203001102	11/19/2019	300	1,530.00	
1651616	203001111 AIRS DS	11/19/2019	300	450.00	
1651619	203001114 AIRS DS	11/19/2019	300	14.70	
1651625	203001104	11/19/2019	300		3,533.20
1652423	203001109 AIRS TA	11/20/2019	300	2,673,830.09	
1652424	203001110 AIRS DS	11/20/2019	300	2,409,933.20	
1652420	203001102	11/20/2019	300	2,093,360.12	
1652422	203001108 AIRS TA	11/20/2019	300	88,043.77	
1652426	203001112 AIRS DS	11/20/2019	300	17,910.99	
1652421	203001107 AIRS TA	11/20/2019	300	11,807.40	
1652427	203001113 AIRS DS	11/20/2019	300	3,106.25	
1652419	203001101	11/20/2019	300	2,904.75	
1652425	203001111 AIRS DS	11/20/2019	300	1,300.00	

Run Date: 1/2/2020
 Run Time: 11:52:29AM

Demand Account Activity

Start Date: 7/1/2019 End Date: 12/31/2019

Page: 180
 User: 0

Jnl. Entry	Ref #	Trx. Date	Ledger	Debit Amount	Credit Amount
1652436	203001103	11/20/2019	300		6,000,000.00
1652438	203001104	11/20/2019	300		2,891.50
1653953	203001109 AIRS TA	11/21/2019	300	7,356,857.94	
1653949	203001102	11/21/2019	300	2,584,564.68	
1653954	203001110 AIRS DS	11/21/2019	300	2,464,186.30	
1653951	203001107 AIRS TA	11/21/2019	300	302,049.00	
1653958	202701108 AIRS TA	11/21/2019	300	88,839.19	
1653952	203001108 AIRS TA	11/21/2019	300	6,519.43	
1654069	Correct Journal Entr	11/21/2019	300	4,189.30	
1653948	203001101	11/21/2019	300	4,187.30	
1653956	203001112 AIRS DS	11/21/2019	300	1,015.00	
1653955	203001111 AIRS DS	11/21/2019	300	550.00	
1653950	203001103	11/21/2019	300	50.00	
1653964	203001104	11/21/2019	300		13,000,000.00
1653965	203001105	11/21/2019	300		7,982.58
1654068	Back Out Journal Er	11/21/2019	300		4,187.30
1654070	Back Out Journal Er	11/21/2019	300		88,839.19
1654080	203001102	11/22/2019	300	4,349,357.01	
1654084	203001109 AIRS TA	11/22/2019	300	3,614,617.08	
1654085	203001110 AIRS DS	11/22/2019	300	1,956,096.70	
1654088	203001113 AIRS DS	11/22/2019	300	26,246.03	
1654082	203001107 AIRS TA	11/22/2019	300	12,642.30	
1654089	203001114 AIRS DS	11/22/2019	300	10,804.50	
1654079	203001101	11/22/2019	300	7,707.23	
1654083	203001108 AIRS TA	11/22/2019	300	7,221.01	
1654086	203001111 AIRS DS	11/22/2019	300	5,355.18	
1654081	203001103	11/22/2019	300	2,186.01	
1654087	203001112 AIRS DS	11/22/2019	300	1,242.06	
1654097	203001104	11/22/2019	300		10,000,000.00
1654099	203001105	11/22/2019	300		2,312.62
1654805	203001102	11/25/2019	300	4,198,973.71	
1654806	203001102	11/25/2019	300	4,198,973.71	
1654810	203001109 AIRS TA	11/25/2019	300	3,268,614.51	
1654811	203001110 AIRS DS	11/25/2019	300	2,175,517.00	
1654812	203001112 AIRS DS	11/25/2019	300	14,774.35	
1654804	203001101	11/25/2019	300	5,914.75	
1654809	203001108 AIRS TA	11/25/2019	300	5,182.70	
1654808	203001107 AIRS TA	11/25/2019	300	4,501.20	
1654813	203001112 AIRS DS	11/25/2019	300	2,410.40	
1654814	203001113 AIRS DS	11/25/2019	300	482.77	
1654807	203001103	11/25/2019	300	200.00	
1654822	203001104	11/25/2019	300		10,000,000.00
1654824	203001105	11/25/2019	300		7,565.86
1654843	203001105	11/25/2019	300		3,246,553.66
1654844	Back Out Journal Er	11/25/2019	300		4,198,973.71
1655246	193001102	11/26/2019	300	7,435,573.22	
1655253	193001106CHECK2	11/26/2019	300	4,952,372.17	
1655254	193001108SRO AIR	11/26/2019	300	2,367,613.51	
1655256	193001110CASH OF	11/26/2019	300	27,387.37	
1655252	193001105CASH OF	11/26/2019	300	19,322.72	
1655251	193001104SRO AIR	11/26/2019	300	8,758.20	
1654951	193001101	11/26/2019	300	2,735.80	
1655255	193001109OTHER /	11/26/2019	300	1,675.00	
1654948	192701107	11/26/2019	300		11,000,000.00
1654950	193001103	11/26/2019	300		3,243.57
1655733	193001106CHECK2	11/27/2019	300	8,850,148.52	

Run Date: 1/2/2020
 Run Time: 11:52:29AM

Demand Account Activity

Start Date: 7/1/2019 End Date: 12/31/2019

Page: 181
 User: 0

Jnl. Entry	Ref #	Trx. Date	Ledger	Debit Amount	Credit Amount
1655729	193001102	11/27/2019	300	4,102,415.01	
1655735	19300108SRO AIRS	11/27/2019	300	2,421,488.79	
1655732	193001105CASH OF	11/27/2019	300	129,286.30	
1655738	193001111CHECK2	11/27/2019	300	78,898.76	
1655736	193001109OTHER /	11/27/2019	300	39,704.66	
1655731	193001104SRO AIR	11/27/2019	300	8,164.20	
1655737	193001111CHECK2	11/27/2019	300	7,576.40	
1655728	193001101	11/27/2019	300	3,549.72	
1655734	193001107FOREIGI	11/27/2019	300	3,000.00	
1655719	192701105	11/27/2019	300		16,000,000.00
1655743	193001103	11/27/2019	300		2,419.00
1656115	203001203	12/2/2019	300	3,489,883.90	
1656114	203001202	12/2/2019	300	2,144.00	
1656113	203001201	12/2/2019	300	1,788.35	
1656116	203001204	12/2/2019	300		3,000,000.00
1656117	203001205	12/2/2019	300		40,857.56
1656466	203001208 AIRS D€	12/3/2019	300	5,376,629.47	
1656456	203001203	12/3/2019	300	2,642,994.22	
1656467	203001209 AIRS D€	12/3/2019	300	1,110,822.28	
1656465	203001207 AIRS TA	12/3/2019	300	30,630.60	
1656468	203001210 AIRS D€	12/3/2019	300	7,965.86	
1656454	203001201	12/3/2019	300	5,023.29	
1656455	203001202	12/3/2019	300	65.00	
1656457	203001204	12/3/2019	300		9,000,000.00
1656473	203001205	12/3/2019	300		1,423.90
1656835	203001202	12/4/2019	300	26,610,851.86	
1656844	203001211 AIRS D€	12/4/2019	300	3,918,465.11	
1656843	203001210 AIRS D€	12/4/2019	300	2,858,707.07	
1656842	203001209 AIRS TA	12/4/2019	300	1,671,437.10	
1656841	203001208 AIRS TA	12/4/2019	300	14,280.43	
1656840	203001207 AIRS TA	12/4/2019	300	5,336.10	
1656834	203001201	12/4/2019	300	2,972.20	
1656846	203001213 AIRS D€	12/4/2019	300	2,868.94	
1656845	203001212 AIRS D€	12/4/2019	300	350.00	
1656836	203001203	12/4/2019	300		36,000,000.00
1656850	203001204	12/4/2019	300		7,900.01
1658047	203001210 AIRS D€	12/5/2019	300	3,872,623.56	
1658046	203001209 AIRS TA	12/5/2019	300	3,238,172.97	
1658030	203001203	12/5/2019	300	2,673,722.58	
1658052	203001213 AIRS D€	12/5/2019	300	275,089.90	
1658048	203001211 AIRS D€	12/5/2019	300	16,010.98	
1658044	203001207 AIRS TA	12/5/2019	300	10,659.00	
1658045	203001208 AIRS TA	12/5/2019	300	4,757.41	
1658028	203001201	12/5/2019	300	4,545.36	
1658139	Correct Journal Entr	12/5/2019	300	4,545.36	
1658050	203001212 AIRS D€	12/5/2019	300	2,428.32	
1658029	203001202	12/5/2019	300	22.00	
1658031	203001204	12/5/2019	300		12,767.97
1658032	203001205	12/5/2019	300		10,000,000.00
1658138	Back Out Journal Er	12/5/2019	300		4,545.36
1658445	203001210 AIRS D€	12/6/2019	300	2,499,671.34	
1658431	203001201	12/6/2019	300	1,672,165.30	
1658444	203001209 AIRS TA	12/6/2019	300	1,293,046.65	
1658447	203001212 AIRS D€	12/6/2019	300	18,825.76	
1658443	203001208 AIRS TA	12/6/2019	300	12,514.06	
1658442	203001207 AIRS TA	12/6/2019	300	9,312.60	

Run Date: 1/2/2020
 Run Time: 11:52:29AM

Demand Account Activity

Start Date: 7/1/2019 End Date: 12/31/2019

Page: 182
 User: 0

Jnl. Entry	Ref #	Trx. Date	Ledger	Debit Amount	Credit Amount
1658430	203001201	12/6/2019	300	1,915.57	
1658446	203001211 AIRS DE	12/6/2019	300	584.42	
1658432	203001203	12/6/2019	300		8,253.72
1658433	203001204	12/6/2019	300		5,000,000.00
1658835	20300120	12/9/2019	300	5,737,054.34	
1658838	203001209 AIRS TA	12/9/2019	300	2,383,519.20	
1658840	203001211 AIRS DE	12/9/2019	300	1,710,279.90	
1658837	203001208 AIRS TA	12/9/2019	300	7,582.72	
1658831	203001201	12/9/2019	300	7,334.00	
1658841	203001212 AIRS DE	12/9/2019	300	3,421.04	
1658842	203001213 AIRS DE	12/9/2019	300	3,421.04	
1658836	203001207 AIRS TA	12/9/2019	300	2,857.80	
1658834	203001202	12/9/2019	300	2,145.00	
1658839	203001210 AIRS TA	12/9/2019	300	1,378.00	
1658859	Correct Journal Entr	12/9/2019	300	1,018.71	
1658850	203001204	12/9/2019	300		10,000,000.00
1658852	203001205	12/9/2019	300		1,815.22
1658858	Back Out Journal Er	12/9/2019	300		3,421.04
1659381	203001202	12/10/2019	300	4,349,781.41	
1659384	203001209 AIRS TA	12/10/2019	300	2,050,216.00	
1659385	203001210 AIRS DE	12/10/2019	300	1,853,550.80	
1659388	203001213 AIRS DE	12/10/2019	300	8,293.22	
1659490	Correct Journal Entr	12/10/2019	300	8,216.90	
1659383	203001208 AIRS TA	12/10/2019	300	8,216.00	
1659387	203001212 AIRS DE	12/10/2019	300	6,514.89	
1659382	203001207 AIRS TA	12/10/2019	300	6,435.00	
1659380	203001201	12/10/2019	300	4,078.85	
1659386	203001211 AIRS DE	12/10/2019	300	400.00	
1659403	203001204	12/10/2019	300	278.31	
1659395	203001203	12/10/2019	300		8,000,000.00
1659405	Back Out Journal Er	12/10/2019	300		8,216.00
1659498	203001203	12/11/2019	300	3,728,802.82	
1659721	203001209 AIRS TA	12/11/2019	300	2,586,046.39	
1659727	203001210 AIRS DE	12/11/2019	300	2,422,989.84	
1659500	203001208 AIRS TA	12/11/2019	300	210,592.00	
1659729	203001211 AIRS DE	12/11/2019	300	34,889.98	
1659882	2016180	12/11/2019	300	32,112.27	
1659730	203001212 AIRS DE	12/11/2019	300	5,322.44	
1659499	203001207 AIRS TA	12/11/2019	300	3,907.20	
1659744	203001213 AIRS DE	12/11/2019	300	3,172.08	
1659496	203001201	12/11/2019	300	2,106.05	
1659497	203001202	12/11/2019	300	25.00	
1659782	203001205	12/11/2019	300		8,814.65
1659795	Correct Journal Entr	12/11/2019	300		9,000,000.00
1660176	203001209 AIRS TA	12/12/2019	300	3,530,566.46	
1660173	203001201	12/12/2019	300	3,108,714.97	
1660177	203001210 AIRS DE	12/12/2019	300	2,864,787.56	
1660175	203001208 AIRS TA	12/12/2019	300	9,207.66	
1660180	203001213 AIRS DE	12/12/2019	300	7,877.39	
1660174	203001207 AIRS TA	12/12/2019	300	7,438.20	
1660179	203001212 AIRS DE	12/12/2019	300	4,922.74	
1660170	203001201	12/12/2019	300	1,691.00	
1660178	203001211 AIRS DE	12/12/2019	300	275.00	
1660187	203001203	12/12/2019	300		10,000,000.00
1660189	203001204	12/12/2019	300		14,624.99
1660558	203001210 AIRS DE	12/13/2019	300	1,934,104.57	

Run Date: 1/2/2020
 Run Time: 11:52:29AM

Demand Account Activity

Start Date: 7/1/2019 End Date: 12/31/2019

Page: 183
 User: 0

Jnl. Entry	Ref #	Trx. Date	Ledger	Debit Amount	Credit Amount
1660557	203001209 AIRS TA	12/13/2019	300	1,677,683.97	
1660554	203001202	12/13/2019	300	509,996.99	
1660561	203001213 AIRS D€	12/13/2019	300	34,943.90	
1660553	203001201	12/13/2019	300	20,425.49	
1660560	203001212 AIRS D€	12/13/2019	300	18,530.73	
1660556	203001208 AIRS TA	12/13/2019	300	7,215.11	
1660555	203001207 AIRS TA	12/13/2019	300	5,144.70	
1660559	203001211 AIRS D€	12/13/2019	300	432.89	
1660562	203001214 AIRS D€	12/13/2019	300	183.91	
1660570	203001203	12/13/2019	300		4,000,000.00
1660572	203001204	12/13/2019	300		15,275.18
1660961	203001202	12/16/2019	300	3,060,919.71	
1660972	203001209 AIRS TA	12/16/2019	300	2,335,286.55	
1660973	203001210 AIRS D€	12/16/2019	300	1,896,912.25	
1660993	Correct Journal Entr	12/16/2019	300	212,537.75	
1660975	203001212 AIRS D€	12/16/2019	300	29,107.67	
1660976	203001213 AIRS D€	12/16/2019	300	21,537.75	
1660971	203001208 AIRS TA	12/16/2019	300	11,760.94	
1660970	203001207 AIRS TA	12/16/2019	300	7,289.70	
1660960	203001201	12/16/2019	300	6,899.87	
1660977	203001214 AIRS D€	12/16/2019	300	4,055.75	
1660974	203001211 AIRS D€	12/16/2019	300	915.00	
1660966	203001204	12/16/2019	300	35.00	
1660962	203001203	12/16/2019	300		8,000,000.00
1660982	203001205	12/16/2019	300		12,834.53
1660992	Back Out Journal Er	12/16/2019	300		21,537.75
1661368	203001203	12/17/2019	300	7,762,769.64	
1661380	203001209 AIRS TA	12/17/2019	300	3,007,948.36	
1661381	203001210 AIRS D€	12/17/2019	300	2,217,270.78	
1661384	203001213 AIRS D€	12/17/2019	300	41,549.88	
1661379	203001208 AIRS TA	12/17/2019	300	10,228.50	
1661378	203001207 AIRS TA	12/17/2019	300	8,919.90	
1661382	203001211 AIRS D€	12/17/2019	300	3,373.14	
1661366	203001201	12/17/2019	300	2,497.35	
1661367	203001202	12/17/2019	300	565.00	
1661383	203001212 AIRS D€	12/17/2019	300	305.54	
1661369	203001204	12/17/2019	300		13,000,000.00
1661370	203001205	12/17/2019	300		1,706.00
1661836	203001209 AIRS TA	12/18/2019	300	3,393,231.19	
1661837	203001210 AIRS D€	12/18/2019	300	2,255,551.14	
1661816	203001202	12/18/2019	300	1,087,832.01	
1661838	203001211 AIRS D€	12/18/2019	300	10,279.44	
1661834	203001207 AIRS TA	12/18/2019	300	8,088.30	
1661839	203001212 AIRS D€	12/18/2019	300	6,149.74	
1661840	203001213 AIRS D€	12/18/2019	300	6,000.00	
1661815	203001201	12/18/2019	300	2,774.05	
1661849	Correct Journal Entr	12/18/2019	300	2,774.05	
1661835	203001208 AIRS TA	12/18/2019	300	1,799.67	
1661817	203001203	12/18/2019	300		13,389.25
1661818	203001204	12/18/2019	300		6,000,000.00
1661848	Back Out Journal Er	12/18/2019	300		2,774.05
1663075	203001209 AIRS TA	12/19/2019	300	7,189,909.76	
1663063	203001202	12/19/2019	300	2,242,727.45	
1663076	203001210 AIRS D€	12/19/2019	300	2,212,319.08	
1663079	203001213 AIRS D€	12/19/2019	300	12,806.42	
1663073	203001207 AIRS TA	12/19/2019	300	8,002.50	

Run Date: 1/2/2020
 Run Time: 11:52:29AM

Demand Account Activity

Start Date: 7/1/2019 End Date: 12/31/2019

Page: 184
 User: 0

Jnl. Entry	Ref #	Trx. Date	Ledger	Debit Amount	Credit Amount
1663062	203001201	12/19/2019	300	4,049.85	
1663074	203001208 AIRS TA	12/19/2019	300	3,169.87	
1663078	203001212 AIRS DE	12/19/2019	300	2,685.15	
1663077	203001211 AIRS DE	12/19/2019	300	605.00	
1663080	203001214 AIRS DE	12/19/2019	300	38.75	
1663064	203001203	12/19/2019	300		12,000,000.00
1663088	203001204	12/19/2019	300		13,850.00
1663541	203001209 AIRS TA	12/20/2019	300	3,968,180.71	
1663525	203001203	12/20/2019	300	3,371,371.74	
1663542	203001210 AIRS DE	12/20/2019	300	2,405,171.69	
1663540	203001208 AIRS TA	12/20/2019	300	8,693.50	
1663539	203001207 AIRS TA	12/20/2019	300	7,487.70	
1663544	203001211 AIRS DE	12/20/2019	300	6,152.25	
1663545	203001213 AIRS DE	12/20/2019	300	5,429.29	
1663523	203001201	12/20/2019	300	2,762.00	
1663524	203001202	12/20/2019	300	2,145.00	
1663543	203001211 AIRS DE	12/20/2019	300	325.00	
1663526	203001204	12/20/2019	300		10,000,000.00
1663527	203001205	12/20/2019	300		19,509.54
1664010	193001202	12/23/2019	300	3,661,930.86	
1664016	193001106CHECK2	12/23/2019	300	3,090,760.20	
1664017	193001108SRO AIR	12/23/2019	300	2,568,695.65	
1664015	193001105CASH OI	12/23/2019	300	82,025.80	
1664018	193001109OTHER /	12/23/2019	300	12,287.15	
1664020	193001111CHECK 2	12/23/2019	300	7,844.79	
1664019	193001110CASH OF	12/23/2019	300	6,888.57	
1664013	193001104SRO AIR	12/23/2019	300	5,547.30	
1664009	193001201	12/23/2019	300	4,879.97	
1664150	Correct Journal Entr	12/23/2019	300	4,879.07	
1664021	193001112FOREIGN	12/23/2019	300	117.50	
1664007	192701207	12/23/2019	300		9,000,000.00
1664012	192701203	12/23/2019	300		1,404.88
1664149	Back Out Journal Er	12/23/2019	300		4,879.97
1664467	193001106CHECK2	12/26/2019	300	4,608,952.64	
1664468	193001109OTHER /	12/26/2019	300	1,980,565.59	
1664464	193001202	12/26/2019	300	1,884,426.51	
1664471	193001111CHECK2	12/26/2019	300	31,712.10	
1664465	193001104SRO AIR	12/26/2019	300	10,959.30	
1664470	193001110CASH OF	12/26/2019	300	9,502.07	
1664466	193001105CASH OI	12/26/2019	300	4,817.28	
1664463	193001201	12/26/2019	300	3,747.05	
1664469	193001109OTHER /	12/26/2019	300	1,130.00	
1664472	193001112FOREIGN	12/26/2019	300	6.75	
1664153	192701201	12/26/2019	300		9,000,000.00
1664462	193001203	12/26/2019	300		8,006.57
1664843	193001206CHECK2	12/27/2019	300	4,913,626.80	
1664844	193001207SRO AIR	12/27/2019	300	2,856,475.79	
1664835	193001202	12/27/2019	300	1,148,640.99	
1664845	193001208OTHER /	12/27/2019	300	965,390.55	
1664839	193001204SRO AIR	12/27/2019	300	38,586.90	
1664847	193001210CHECK2	12/27/2019	300	14,180.47	
1664842	193001205CASH OI	12/27/2019	300	3,440.60	
1664834	193001201	12/27/2019	300	2,124.30	
1664846	193001209CASH OI	12/27/2019	300	360.00	
1664828	192701208	12/27/2019	300		10,000,000.00
1664830	192701210	12/27/2019	300		3,039,793.99

Run Date: 1/2/2020
 Run Time: 11:52:29AM

Demand Account Activity

Start Date: 7/1/2019 End Date: 12/31/2019

Page: 185
 User: 0

Jnl. Entry	Ref #	Trx. Date	Ledger	Debit Amount	Credit Amount	
1664831	193001211	12/27/2019	300		400.00	
1665172	203001209 AIRS TA	12/30/2019	300	9,148,959.63		
1665143	203001202	12/30/2019	300	3,370,137.00		
1665173	203001210 AIRS D€	12/30/2019	300	2,860,882.55		
1665171	203001208 AIRS TA	12/30/2019	300	143,542.63		
1665175	203001212 AIRS D€	12/30/2019	300	94,795.05		
1665150	203001207 AIRS TA	12/30/2019	300	5,573.70		
1664944	203001201	12/30/2019	300	3,793.13		
1665174	203001211 AIRS D€	12/30/2019	300	1,770.00		
1665176	203001213 AIRS D€	12/30/2019	300	320.64		
1665181	203001203	12/30/2019	300		12,000,000.00	
1665594	202701201	12/31/2019	300	15,000,000.00		
1665341	203001209 AIRS TA	12/31/2019	300	11,837,659.35		
1665343	203001211 AIRS D€	12/31/2019	300	3,158,127.92		
1665313	203001203	12/31/2019	300	2,873,969.31		
1665349	Back Out Journal Er	12/31/2019	300	28,370.10		
1665345	203001213 AIRS D€	12/31/2019	300	18,773.31		
1665340	203001208 AIRS TA	12/31/2019	300	10,692.68		
1665339	203001207 AIRS T/	12/31/2019	300	8,213.70		
1665342	203001210 AIRS TA	12/31/2019	300	6,031.00		
1665311	203001201	12/31/2019	300	3,245.85		
1665718	Back Out Journal Er	12/31/2019	300	3,000.00		
1665344	203001212 AIRS D€	12/31/2019	300	695.00		
1665312	203001202	12/31/2019	300	260.00		
1665323	203001204	12/31/2019	300		28,370.10	
1665325	203001205	12/31/2019	300		3,000.00	
1665580	Correct Journal Entr	12/31/2019	300		28,270.10	
1665719	Correct Journal Entr	12/31/2019	300		3,000,000.00	
Totals for: 300 - Simmons Pine Bluff				Count: 1,483	1,747,506,478.89	1,707,048,595.48

Run Date: 1/2/2020
Run Time: 11:52:29AM

Demand Account Activity

Start Date: 7/1/2019 End Date: 12/31/2019

Page: 186
User: 0

<u>Jnl. Entry</u>	<u>Ref #</u>	<u>Trx. Date</u>	<u>Ledger</u>	<u>Debit Amount</u>	<u>Credit Amount</u>		
<u>310 - First Security Bank</u>							
1650353	192701103	11/14/2019	310	20,000,000.00			
1659880	2016178	12/11/2019	310	14,904.11			
Totals for: 310 - First Security Bank				Count:	2	20,014,904.11	0.00

Run Date: 1/2/2020
 Run Time: 11:52:29AM

Demand Account Activity

Start Date: 7/1/2019 End Date: 12/31/2019

Page: 187
 User: 0

Jnl. Entry	Ref #	Trx. Date	Ledger	Debit Amount	Credit Amount
398 - BAML-Safekeeping					
1601068	3980704	7/3/2019	398	391,019,350.06	
1601081	2700702	7/3/2019	398	260,112,995.14	
1601072	2700703	7/3/2019	398	154,249,983.07	
1601078	39870703	7/3/2019	398	85,753,012.44	
1601070	3980706	7/3/2019	398	40,957,059.11	
1601086	3980701	7/3/2019	398	24,988,541.67	
1601088	3980703	7/3/2019	398	5,465,602.08	
1601059	2700706	7/3/2019	398	11,610.21	
1601065	3980701	7/3/2019	398	9,959.55	
1601058	2700705	7/3/2019	398		20,927.98
1601060	2700707	7/3/2019	398		61,297,841.42
1601061	2700708	7/3/2019	398		122,465.32
1601066	3987002	7/3/2019	398		245,544,062.67
1601067	3980703	7/3/2019	398		84,278,851.01
1601069	3980705	7/3/2019	398		41,059,072.02
1601076	3980701	7/3/2019	398		39,268,519.73
1601077	1601077	7/3/2019	398		200,781,463.34
1601082	2700703	7/3/2019	398		5,500,000.00
1601087	3980702	7/3/2019	398		285,112,995.14
1601150	3980701	7/5/2019	398	301,686,803.90	
1601197	2700705	7/5/2019	398	5,455,001.67	
1601146	2700705	7/5/2019	398	5,445,001.67	
1601152	3980703	7/5/2019	398	1,496,803.33	
1601266	2000132	7/5/2019	398	200,649.94	
1601261	2000127	7/5/2019	398	122,940.89	
1601267	2000133	7/5/2019	398	113,196.10	
1601264	2000130	7/5/2019	398	46,987.56	
1601262	2000128	7/5/2019	398	34,397.92	
1601268	2000134	7/5/2019	398	11,458.33	
1601263	2000129	7/5/2019	398	3,196.67	
1601269	2000135	7/5/2019	398	1,650.66	
1601147	2700706	7/5/2019	398		203,383,579.36
1601151	3980702	7/5/2019	398		98,416,420.64
1601153	3980704	7/5/2019	398		6,955,001.67
1601177	Back Out Journal Er	7/5/2019	398		5,445,001.67
1602312	192700703	7/8/2019	398	196,184,285.20	
1602331	192700712	7/8/2019	398	41,059,072.02	
1602318	192700709	7/8/2019	398	35,836,761.11	
1602385	2000179	7/8/2019	398	163,238.89	
1602386	2000180	7/8/2019	398	80,714.80	
1602387	2000181	7/8/2019	398	20,927.98	
1602317	192700708	7/8/2019	398		36,000,000.00
1602330	192700711	7/8/2019	398		2,100,095.83
1602332	192700713	7/8/2019	398		38,979,904.17
1602334	192700715	7/8/2019	398		134,931,225.00
1602335	192700716	7/8/2019	398		61,333,775.00
1602465	192700713	7/9/2019	398	233,763,163.34	
1602446	192700707	7/9/2019	398	35,866,788.89	
1602448	192700709	7/9/2019	398	9,998,591.36	
1603502	2000405	7/9/2019	398	136,836.66	
1603503	2000406	7/9/2019	398	67,408.64	
1602447	192700708	7/9/2019	398		45,932,788.89
1602466	192700714	7/9/2019	398		49,970,888.89
1602468	192700715	7/9/2019	398		183,929,111.11
1603804	192700703	7/10/2019	398	49,974,527.78	

Run Date: 1/2/2020
 Run Time: 11:52:29AM

Demand Account Activity

Start Date: 7/1/2019 End Date: 12/31/2019

Page: 188
 User: 0

Jnl. Entry	Ref #	Trx. Date	Ledger	Debit Amount	Credit Amount
1603912	2000565	7/10/2019	398	25,472.22	
1603814	192700715	7/10/2019	398		50,000,000.00
1604270	192700712	7/11/2019	398	17,500,000.00	
1604355	Correct Journal Entr	7/11/2019	398	17,482,305.56	
1604285	192700721	7/11/2019	398	576,691.51	
1604276	192700720	7/11/2019	398	449,260.19	
1604312	2000654	7/11/2019	398	17,694.44	
1604271	192700713	7/11/2019	398		18,525,951.70
1604354	Back Out Journal Er	7/11/2019	398		17,500,000.00
1604629	192700718	7/12/2019	398	13,584,408.85	
1604599	CORR FOR JE 160	7/12/2019	398	449,260.19	
1604694	2000763	7/12/2019	398	40,591.15	
1604599	CORR FOR JE 160	7/12/2019	398		449,260.19
1604626	192700717	7/12/2019	398		6,994.17
1604628	192700716	7/12/2019	398		13,618,005.83
1605050	203980705	7/15/2019	398	134,931,225.00	
1605055	203980708	7/15/2019	398	46,702,079.52	
1605056	203980704	7/15/2019	398	24,686,299.86	
1605037	203980702	7/15/2019	398	9,964,097.22	
1605038	203980703	7/15/2019	398	378,966.56	
1605098	2000920	7/15/2019	398	68,775.00	
1605096	2000918	7/15/2019	398	47,920.48	
1605097	2000919	7/15/2019	398	35,902.78	
1605035	202700704	7/15/2019	398		401,049.89
1605036	203980701	7/15/2019	398		9,977,916.67
1605040	202700712	7/15/2019	398		23,816.53
1605042	202700714	7/15/2019	398		9,762,716.52
1605053	203980706	7/15/2019	398		149,923,583.34
1605054	203980707	7/15/2019	398		46,726,183.47
1605574	202700704	7/16/2019	398	144,820,883.09	
1605577	203980702	7/16/2019	398	4,869,661.20	
1605578	203980703	7/16/2019	398	130,575.25	
1605682	2001101	7/16/2019	398	6,338.80	
1605576	203980701	7/16/2019	398		149,827,458.34
1606083	202700706	7/17/2019	398	149,671,837.81	
1606085	203980702	7/17/2019	398	49,970,888.89	
1606196	2001304	7/17/2019	398	29,111.11	
1606084	203980701	7/17/2019	398		199,671,837.81
1607260	202700705	7/18/2019	398	133,968,605.40	
1607268	204900701	7/18/2019	398	799,774.78	
1607268	204900701	7/18/2019	398	760,871.65	
1607261	203980701	7/18/2019	398		135,529,251.83
1607846	204300701	7/19/2019	398	68,752,872.27	
1607845	202700705	7/19/2019	398	66,143,387.07	
1607849	204350701	7/19/2019	398	13,618,005.83	
1607903	2001545	7/19/2019	398	34,601.78	
1607904	2001546	7/19/2019	398	6,994.17	
1607675	203980701	7/19/2019	398		9,915.97
1607847	203980702	7/19/2019	398		134,930,861.12
1607851	203980703	7/19/2019	398		13,615,084.03
1608350	204300701	7/22/2019	398	160,628,426.31	
1608345	302700704	7/22/2019	398	59,160,705.56	
1608347	304350701	7/22/2019	398	46,726,183.47	
1608420	2001732	7/22/2019	398	97,573.69	
1608421	2001733	7/22/2019	398	23,816.53	
1608346	202700705	7/22/2019	398		776,680.00

Run Date: 1/2/2020
 Run Time: 11:52:29AM

Demand Account Activity

Start Date: 7/1/2019 End Date: 12/31/2019

Page: 189
 User: 0

Jnl. Entry	Ref #	Trx. Date	Ledger	Debit Amount	Credit Amount
1608348	203980701	7/22/2019	398		45,973,320.00
1608349	303980702	7/22/2019	398		219,886,705.56
1608769	204340701	7/23/2019	398	1,897,197.92	
1608776	204900701	7/23/2019	398	225,229.01	
1608878	2001877	7/23/2019	398	5,802.08	
1608876	2001875	7/23/2019	398	339.42	
1608871	2001869	7/23/2019	398	0.01	
1608768	203980701	7/23/2019	398		1,903,000.01
1608770	203980702	7/23/2019	398		339.42
1608775	203980703	7/23/2019	398		225,229.01
1609272	204300701	7/24/2019	398	500,417,970.53	
1609269	204350701	7/24/2019	398	11,234,946.50	
1609267	204320701	7/24/2019	398	3,442,323.75	
1609380	2002061	7/24/2019	398	583,029.47	
1609378	2002059	7/24/2019	398	25,053.50	
1609377	2002058	7/24/2019	398	7,676.25	
1609265	203980701	7/24/2019	398		4,643.12
1609266	203980702	7/24/2019	398		3,445,356.88
1609268	203980703	7/24/2019	398		15,154.08
1609270	203980704	7/24/2019	398		11,244,845.92
1609271	203980705	7/24/2019	398		56,235,569.45
1609273	3203980706	7/24/2019	398		444,765,430.55
1609616	204300701	7/25/2019	398	99,956,333.34	
1609617	203900701	7/25/2019	398	7,347,506.91	
1609620	204350701	7/25/2019	398	2,978,400.00	
1609610	203950701	7/25/2019	398	190,676.81	
1609876	2002097	7/25/2019	398	43,666.66	
1609875	2002096	7/25/2019	398	21,600.00	
1609609	203980701	7/25/2019	398		190,676.81
1609615	203980702	7/25/2019	398		107,347,506.91
1609619	203980705	7/25/2019	398		2,996,800.00
1609621	203980706	7/25/2019	398		3,200.00
1610370	204300701	7/26/2019	398	195,271,845.14	
1610368	202700704	7/26/2019	398	89,326,287.49	
1610442	2002281	7/26/2019	398	228,154.86	
1610369	203980701	7/26/2019	398		284,826,287.49
1610776	192700706	7/29/2019	398	234,872,833.34	
1610783	192700713	7/29/2019	398	45,932,788.89	
1610787	192700717	7/29/2019	398	16,907,610.45	
1610881	2002426	7/29/2019	398	127,166.66	
1610882	2002427	7/29/2019	398	67,211.11	
1610884	2002435	7/29/2019	398	17,389.55	
1610782	192700712	7/29/2019	398		45,960,439.43
1610784	192700714	7/29/2019	398		39,560.57
1610785	192700715	7/29/2019	398		8,359.07
1610788	192700718	7/29/2019	398		16,916,640.93
1610790	192700720	7/29/2019	398		95,022,845.83
1610906	1927021	7/29/2019	398		139,977,154.17
1611204	192700707	7/30/2019	398	319,510,498.61	
1611210	192700713	7/30/2019	398	45,973,320.00	
1611265	2002519	7/30/2019	398	491,428.64	
1611266	2002520	7/30/2019	398	26,680.00	
1611208	192700711	7/30/2019	398		9,775.00
1611211	192700714	7/30/2019	398		45,990,225.00
1611212	192700715	7/30/2019	398		155,069,864.76
1611335	192700721	7/30/2019	398		164,932,062.49

Run Date: 1/2/2020
 Run Time: 11:52:29AM

Demand Account Activity

Start Date: 7/1/2019 End Date: 12/31/2019

Page: 190
 User: 0

Jnl. Entry	Ref #	Trx. Date	Ledger	Debit Amount	Credit Amount
1611614	192700705	7/31/2019	398	474,498,618.06	
1611628	192700714	7/31/2019	398	2,526,866.88	
1611741	2002710	7/31/2019	398	501,381.94	
1611739	2002708	7/31/2019	398	18,133.12	
1611736	2002705	7/31/2019	398	259.98	
1611625	192700713	7/31/2019	398		1,590.62
1611629	192700715	7/31/2019	398		2,543,409.38
1611630	192700716	7/31/2019	398		130,376,358.85
1611631	192700717	7/31/2019	398		344,623,900.43
1611983	192700716	8/1/2019	398	591,921,545.79	
1611975	192700706	8/1/2019	398	464,551,969.87	
1611980	192700712	8/1/2019	398	15,192,900.00	
1612050	2002793	8/1/2019	398	107,100.00	
1612051	2002794	8/1/2019	398	98,029.43	
1611978	192700710	8/1/2019	398		32,801.50
1611981	192700713	8/1/2019	398		15,267,198.50
1611982	192700715	8/1/2019	398		1,009,988,216.69
1611985	192700718	8/1/2019	398		46,584,914.73
1613138	192700807	8/2/2019	398	667,993,029.64	
1613147	192700718	8/2/2019	398	45,990,225.00	
1613191	2002897	8/2/2019	398	210,970.36	
1613141	192700810	8/2/2019	398	9,959.81	
1613193	2002899	8/2/2019	398	9,775.00	
1613190	2002896	8/2/2019	398	1,625.82	
1613234	2002949	8/2/2019	398	6.96	
1613144	192700715	8/2/2019	398		131,884,029.21
1613146	192700717	8/2/2019	398		37,847,932.32
1613148	192700808	8/2/2019	398		536,329,977.75
1613149	192700809	8/2/2019	398		8,152,067.68
1613511	203980804	8/5/2019	398	364,634,073.21	
1613508	202700805	8/5/2019	398	268,450,066.47	
1613513	203980802	8/5/2019	398	16,916,640.93	
1613550	2003010	8/5/2019	398	158,926.79	
1613506	202700804	8/5/2019	398	53,084.16	
1613549	2003009	8/5/2019	398	8,359.07	
1613512	203980801	8/5/2019	398		633,243,066.47
1613514	203980803	8/5/2019	398		16,978,084.16
1613881	203980802	8/6/2019	398	292,052,141.10	
1613893	2003088	8/6/2019	398	247,858.90	
1613878	203980801	8/6/2019	398		104,747,609.32
1613882	203980803	8/6/2019	398		187,552,390.68
1614286	204300801	8/7/2019	398	59,966,666.66	
1614312	2003231	8/7/2019	398	33,333.34	
1614282	203980801	8/7/2019	398		5,003,513.89
1614285	203980802	8/7/2019	398		54,996,486.11
1614659	204300801	8/8/2019	398	162,599,208.52	
1614658	202700804	8/8/2019	398	125,690,155.62	
1614733	2003423	8/8/2019	398	50,791.48	
1614643	203980802	8/8/2019	398		38,271,579.22
1614660	2039890801	8/8/2019	398		250,068,576.40
1615077	204300801	8/9/2019	398	220,771,124.45	
1615076	204350801	8/9/2019	398	2,996,800.00	
1615078	204320801	8/9/2019	398	2,543,409.38	
1615132	2003520	8/9/2019	398	228,875.55	
1615133	2003521	8/9/2019	398	3,200.00	
1615139	2003527	8/9/2019	398	1,590.62	

Run Date: 1/2/2020
 Run Time: 11:52:29AM

Demand Account Activity

Start Date: 7/1/2019 End Date: 12/31/2019

Page: 191
 User: 0

Jnl. Entry	Ref #	Trx. Date	Ledger	Debit Amount	Credit Amount
1615070	203980801	8/9/2019	398		16,993.53
1615071	203980802	8/9/2019	398		2,528,006.47
1615072	203980803	8/9/2019	398		20,031.67
1615073	203980805	8/9/2019	398		2,979,968.33
1615074	203980804	8/9/2019	398		143,614,296.50
1615075	203980806	8/9/2019	398		77,385,703.50
1615478	204300801	8/12/2019	398	143,366,320.90	
1615481	204300801	8/12/2019	398	77,385,703.50	
1615480	202700804	8/12/2019	398	28,706,000.71	
1615473	204320801	8/12/2019	398	18,520,451.31	
1615477	204350801	8/12/2019	398	11,244,845.92	
1615591	Ledger 398 081219	8/12/2019	398	527,678.39	
1615526	2003688	8/12/2019	398	19,548.69	
1615527	2003689	8/12/2019	398	15,154.08	
1615529	2003691	8/12/2019	398	14,296.50	
1615475	202700803	8/12/2019	398	7,854.17	
1615472	203980801	8/12/2019	398		18,538,647.43
1615474	203980802	8/12/2019	398		1,352.57
1615479	203980802	8/12/2019	398		11,267,854.17
1615482	203980803	8/12/2019	398		250,000,000.00
1615867	204300801	8/13/2019	398	49,962,000.00	
1615866	202700804	8/13/2019	398	4,486,655.00	
1615874	204900801	8/13/2019	398	1,405,331.79	
1615930	2003840	8/13/2019	398	38,000.00	
1615868	203980801	8/13/2019	398		54,486,655.00
1615877	203980801	8/13/2019	398		1,405,331.79
1616271	202700801	8/14/2019	398	53,435,722.94	
1616269	204320801	8/14/2019	398	9,977,916.67	
1616274	204300801	8/14/2019	398	4,696,181.25	
1616354	2004011	8/14/2019	398	22,083.33	
1616355	2004012	8/14/2019	398	3,818.75	
1616268	203980801	8/14/2019	398		56,116.67
1616270	203980802	8/14/2019	398		9,943,883.33
1616272	203980803	8/14/2019	398		55,076,965.21
1616273	203980804	8/14/2019	398		3,058,757.73
1618100	Back Out Journal Er	8/15/2019	398	71,477,749.72	
1617981	202700804	8/15/2019	398	54,959,152.57	
1618103	Correct Journal Entr	8/15/2019	398	38,515,472.21	
1617974	203900801	8/15/2019	398	38,515,472.15	
1617979	204300801	8/15/2019	398	27,998,250.00	
1616422	203950801	8/15/2019	398	137,988.54	
1618059	2004159	8/15/2019	398	1,750.00	
1616706	203980801	8/15/2019	398		137,988.54
1617978	203980801	8/15/2019	398		49,996,875.00
1617980	203980802	8/15/2019	398		71,477,749.72
1618101	Correct Journal Entr	8/15/2019	398		71,477,749.78
1618102	Back Out Journal Er	8/15/2019	398		38,515,472.15
1618421	204300801	8/16/2019	398	149,838,638.89	
1618417	204320801	8/16/2019	398	30,885,345.00	
1618487	2004274	8/16/2019	398	161,361.11	
1618422	203900801	8/16/2019	398	58,663.75	
1618486	2004273	8/16/2019	398	38,655.00	
1618415	203980801	8/16/2019	398		66,600.00
1618418	203980802	8/16/2019	398		30,857,400.00
1618419	203980803	8/16/2019	398		45,756,308.48
1618420	203980804	8/16/2019	398		49,990,625.00

Run Date: 1/2/2020
 Run Time: 11:52:29AM

Demand Account Activity

Page: 192
 User: 0

Start Date: 7/1/2019 End Date: 12/31/2019

Jnl. Entry	Ref #	Trx. Date	Ledger	Debit Amount	Credit Amount
1618423	203980805	8/16/2019	398		54,311,730.27
1618810	192700807	8/19/2019	398	49,990,625.00	
1618869	2004410	8/19/2019	398	9,375.00	
1618807	192700804	8/19/2019	398		49,996,875.00
1618812	192700809	8/19/2019	398		3,125.00
1619784	192700817	8/20/2019	398	153,488,605.72	
1619778	192700811	8/20/2019	398	9,731,530.33	
1619783	192700816	8/20/2019	398	1,205,441.30	
1619777	192700810	8/20/2019	398	561,289.12	
1619726	2004557	8/20/2019	398	171,394.28	
1619729	2004560	8/20/2019	398	68,469.67	
1619728	2004559	8/20/2019	398	8,558.70	
1619779	192700812	8/20/2019	398		9,798,202.35
1619780	192700813	8/20/2019	398		100,000,000.00
1619782	192700815	8/20/2019	398		1,212,968.73
1619789	192700830	8/20/2019	398		1,031.27
1619790	192700831	8/20/2019	398		54,221,289.12
1619794	192700813	8/20/2019	398		1,797.65
1620239	Back Out Journal Er	8/21/2019	398	299,983,083.33	
1620097	192700808	8/21/2019	398	298,790,083.36	
1620106	192700810	8/21/2019	398	1,191,442.47	
1620208	2004734	8/21/2019	398	1,557.53	
1620105	192700809	8/21/2019	398		299,983,083.33
1620240	Correct Journal Entr	8/21/2019	398		299,983,083.36
1620517	192700805	8/22/2019	398	299,983,083.33	
1620647	2004886	8/22/2019	398	16,916.67	
1620540	192700813	8/22/2019	398		300,000,000.00
1621074	192700807	8/23/2019	398	199,738,083.34	
1621018	2004985	8/23/2019	398	261,916.66	
1621076	192700809	8/23/2019	398		200,000,000.00
1621373	3204300801	8/26/2019	398	127,937,969.16	
1621381	204350801	8/26/2019	398	16,978,084.16	
1621376	203900801	8/26/2019	398	9,938,653.65	
1621375	203950801	8/26/2019	398	419,539.19	
1621463	2005142	8/26/2019	398	183,030.84	
1621488	2005169	8/26/2019	398	21,915.84	
1621372	203980801	8/26/2019	398		138,059,653.65
1621374	203980802	8/26/2019	398		419,539.19
1621380	202700805	8/26/2019	398		54,243.06
1621382	203980803	8/26/2019	398		16,945,756.94
1621789	204300801	8/27/2019	398	74,896,875.00	
1621867	2005271	8/27/2019	398	103,125.00	
1621787	203980801	8/27/2019	398		17,352,041.67
1621788	203980802	8/27/2019	398		57,647,958.33
1622194	204300801	8/28/2019	398	39,942,555.56	
1622275	2005414	8/28/2019	398	57,444.44	
1622193	203980801	8/28/2019	398		40,000,000.00
1623387	204300801	8/29/2019	398	203,002,666.68	
1623454	2006558	8/29/2019	398	997,333.32	
1623385	203980801	8/29/2019	398		143,934,696.06
1623388	203980802	8/29/2019	398		60,065,303.94
1623773	204300801	8/30/2019	398	204,108,038.34	
1623777	203900801	8/30/2019	398	2,104,635.78	
1623857	2006664	8/30/2019	398	691,961.66	
1623855	2006662	8/30/2019	398	43,768.01	
1623871	2006684	8/30/2019	398	1,489.00	

Run Date: 1/2/2020
 Run Time: 11:52:29AM

Demand Account Activity

Start Date: 7/1/2019 End Date: 12/31/2019

Page: 193
 User: 0

Jnl. Entry	Ref #	Trx. Date	Ledger	Debit Amount	Credit Amount
1623771	203980801	8/30/2019	398		206,904,635.78
1623783	203980802	8/30/2019	398		1,489.00
1623789	LEDGER CORRECT	8/30/2019	398		43,768.01
1624282	204300902	9/3/2019	398	49,250,968.71	
1624276	202700907	9/3/2019	398	10,022,212.36	
1624268	204350901	9/3/2019	398	2,966,003.16	
1624270	204340901	9/3/2019	398	993,812.50	
1624344	2006761	9/3/2019	398	89,031.29	
1624280	204060901	9/3/2019	398	6,561.04	
1624359	2006777	9/3/2019	398	6,187.50	
1624345	2006762	9/3/2019	398	5,996.84	
1624279	204900901	9/3/2019	398	5,754.62	
1624361	2006779	9/3/2019	398	115.60	
1624360	2006778	9/3/2019	398	5.18	
1624267	203980901	9/3/2019	398		2,972,000.00
1624269	203980902	9/3/2019	398		1,000,000.00
1624281	203980903	9/3/2019	398		40,000,000.00
1624283	203980904	9/3/2019	398		19,374,648.80
1624620	202700911	9/4/2019	398	142,868,652.78	
1624622	203980904	9/4/2019	398	71,816,892.50	
1624628	Correct Journal Entr	9/4/2019	398	25,246,481.83	
1624621	203980903	9/4/2019	398	25,246,481.73	
1624677	2006840	9/4/2019	398	133,107.50	
1624675	2006838	9/4/2019	398	53,518.17	
1624609	203980902	9/4/2019	398	4,976.25	
1624676	2006839	9/4/2019	398	1,584.79	
1624608	203980901	9/4/2019	398		6,561.04
1624617	202700905	9/4/2019	398		25,300,000.00
1624623	203980905	9/4/2019	398		214,818,652.78
1624626	Back Out Journal Er	9/4/2019	398		25,246,481.73
1624952	202700905	9/5/2019	398	170,367,235.57	
1624955	203980902	9/5/2019	398	8,980,862.22	
1624956	203980903	9/5/2019	398	4,989,375.00	
1625091	2007004	9/5/2019	398	17,137.78	
1625092	2007005	9/5/2019	398	10,625.00	
1624950	202700903	9/5/2019	398		5,000,000.00
1624953	203980901	9/5/2019	398		179,365,235.57
1625423	204300901	9/6/2019	398	274,433,972.22	
1625481	2007128	9/6/2019	398	566,027.78	
1625408	203980901	9/6/2019	398		2,488,067.62
1625422	202700903	9/6/2019	398		272,511,932.38
1625822	192700909	9/9/2019	398	65,788,537.98	
1625823	192700910	9/9/2019	398		65,788,537.98
1626177	192700907	9/10/2019	398	39,912,500.00	
1626304	2007507	9/10/2019	398	87,500.00	
1626189	192700918	9/10/2019	398		40,000,000.00
1626647	192700905	9/11/2019	398	40,355,584.42	
1626648	192700906	9/11/2019	398		40,355,584.42
1627937	192700916	9/12/2019	398	72,122,486.57	
1627936	192700915	9/12/2019	398	62,854,530.09	
1627946	192700926	9/12/2019	398	919,180.74	
1627938	192700917	9/12/2019	398		134,977,016.66
1627945	192700925	9/12/2019	398		919,180.74
1628352	192700908	9/13/2019	398	134,910,847.22	
1628346	192700903	9/13/2019	398	39,873,222.23	
1628449	2007935	9/13/2019	398	89,152.78	

Run Date: 1/2/2020
 Run Time: 11:52:29AM

Demand Account Activity

Start Date: 7/1/2019 End Date: 12/31/2019

Page: 194
 User: 0

Jnl. Entry	Ref #	Trx. Date	Ledger	Debit Amount	Credit Amount
1628353	192700909	9/13/2019	398		174,873,222.23
1628817	204400901	9/16/2019	398	134,908,875.00	
1628815	202700904	9/16/2019	398	52,726,593.15	
1628818	203900902	9/16/2019	398	40,579,766.44	
1628816	304060901	9/16/2019	398	620,762.08	
1628808	203950901	9/16/2019	398	131,228.32	
1628893	2008069	9/16/2019	398	91,125.00	
1628792	203980901	9/16/2019	398		131,228.32
1628812	203980902	9/16/2019	398		228,927,121.67
1629222	202700904	9/17/2019	398	277,938,713.90	
1629224	204300901	9/17/2019	398	108,992,746.67	
1629227	204060901	9/17/2019	398	618,024.37	
1629337	2008242	9/17/2019	398	7,253.33	
1629338	2008243	9/17/2019	398	2,737.71	
1629223	203980901	9/17/2019	398		386,938,713.90
1629226	203980902	9/17/2019	398		620,762.08
1629668	204300901	9/18/2019	398	356,956,213.90	
1629673	Correct Journal Entr	9/18/2019	398	44,561,919.44	
1629665	202700905	9/18/2019	398	44,501,919.44	
1629739	2008366	9/18/2019	398	43,786.10	
1629666	203980901	9/18/2019	398		11,598,784.70
1629667	203980902	9/18/2019	398		389,963,134.74
1629672	Back Out Journal Er	9/18/2019	398		44,501,919.44
1630282	204300901	9/19/2019	398	375,973,359.74	
1630280	202700905	9/19/2019	398	57,758,729.31	
1630369	2008523	9/19/2019	398	26,640.26	
1630281	203980901	9/19/2019	398		433,758,729.31
1630677	204300901	9/20/2019	398	206,854,911.11	
1630673	204350901	9/20/2019	398	9,983,819.44	
1630682	203900901	9/20/2019	398	317,818.74	
1630745	2008625	9/20/2019	398	189,627.87	
1630736	2008612	9/20/2019	398	45,088.89	
1630734	2008609	9/20/2019	398	16,180.56	
1630675	203980901	9/20/2019	398		10,000,000.00
1630676	203980902	9/20/2019	398		69,462,991.61
1630678	203980903	9/20/2019	398		137,944,455.00
1631081	202700904	9/23/2019	398	288,214,410.05	
1631082	203980901	9/23/2019	398		173,255,330.39
1631083	203980902	9/23/2019	398		114,959,079.66
1631448	202700903	9/24/2019	398	80,491,312.03	
1631446	204400901	9/24/2019	398	79,909,777.78	
1631449	204300901	9/24/2019	398	65,703,112.06	
1631534	2008884	9/24/2019	398	90,222.22	
1631557	2008918	9/24/2019	398	24,887.94	
1631447	203980901	9/24/2019	398		122,392,720.38
1631450	203980902	9/24/2019	398		66,854.58
1631451	203980903	9/24/2019	398		103,759,737.07
1631869	203980902	9/25/2019	398	230,728,750.11	
1632024	Correct Journal Entr	9/25/2019	398	29,495,959.65	
1631898	202700906	9/25/2019	398	29,495,955.38	
1632019	203980904	9/25/2019	398	23,442,016.07	
1631871	203980904	9/25/2019	398	23,442,015.82	
1632018	Correct Journal Entr	9/25/2019	398	23,442,015.82	
1632025	Back Out Journal Er	9/25/2019	398	23,442,015.82	
1632026	Correct Journal Entr	9/25/2019	398	23,442,011.80	
1631867	203950901	9/25/2019	398	262,726.39	

Run Date: 1/2/2020
 Run Time: 11:52:29AM

Demand Account Activity

Start Date: 7/1/2019 End Date: 12/31/2019

Page: 195
 User: 0

Jnl. Entry	Ref #	Trx. Date	Ledger	Debit Amount	Credit Amount
1631971	2009022	9/25/2019	398	71,249.89	
1631868	203980901	9/25/2019	398		262,726.39
1631870	203980903	9/25/2019	398		283,737,971.45
1632017	Back Out Journal Er	9/25/2019	398		23,442,015.82
1632019	203980904	9/25/2019	398		23,442,015.82
1632023	Back Out Journal Er	9/25/2019	398		29,495,955.38
1632025	Back Out Journal Er	9/25/2019	398		23,442,016.07
1632026	Correct Journal Entr	9/25/2019	398		23,442,015.82
1633128	203980901	9/26/2019	398	400,326,846.37	
1633161	2009090	9/26/2019	398	173,153.63	
1633129	203980902	9/26/2019	398		391,812,363.14
1633130	203980903	9/26/2019	398		8,687,636.86
1633558	203980902	9/27/2019	398	643,609,409.17	
1633655	2009327	9/27/2019	398	390,590.83	
1633554	202700904	9/27/2019	398		354,736,706.33
1633556	203980901	9/27/2019	398		189,263,293.67
1633559	203980903	9/27/2019	398		100,000,000.00
1633689	12700904	9/30/2019	398	475,766,147.24	
1634120	Correct Journal Entr	9/30/2019	398	250,268,576.39	
1633977	192700906	9/30/2019	398	250,068,576.39	
1634122	Correct Journal Entr	9/30/2019	398	250,068,576.39	
1633976	192700905	9/30/2019	398	114,959,079.67	
1633985	192700914	9/30/2019	398	6,955,001.67	
1634072	2009429	9/30/2019	398	728,298.61	
1634124	192700920	9/30/2019	398	200,000.00	
1634073	2009430	9/30/2019	398	120,852.76	
1634074	2009431	9/30/2019	398	44,998.33	
1634071	2009428	9/30/2019	398	40,920.33	
1633978	192700907	9/30/2019	398		828,294,297.41
1633979	192700908	9/30/2019	398		13,589,577.59
1633984	192700913	9/30/2019	398		7,000,000.00
1634119	Back Out Journal Er	9/30/2019	398		250,068,576.39
1634121	Back Out Journal Er	9/30/2019	398		250,268,576.39
1634464	192701005	10/1/2019	398	174,490,111.11	
1634469	192701015	10/1/2019	398	3,489,510.75	
1634524	2009525	10/1/2019	398	9,888.89	
1634465	192701006	10/1/2019	398		49,987,831.95
1634466	192701010	10/1/2019	398		34,628,029.68
1634467	192701011	10/1/2019	398		93,443,014.70
1634576	1634576	10/2/2019	398	69,979,361.11	
1634577	192701010	10/2/2019	398	28,227,076.09	
1634568	192701001	10/2/2019	398	14,940,270.83	
1634958	2009690	10/2/2019	398	66,857.78	
1634962	2009694	10/2/2019	398	59,729.17	
1634961	2009693	10/2/2019	398	20,638.89	
1634590	192701015	10/2/2019	398	9,968.08	
1634959	2009691	10/2/2019	398	2,483.22	
1634960	2009692	10/2/2019	398	56.50	
1634569	192701003	10/2/2019	398		15,000,000.00
1634571	192701004	10/2/2019	398		12,354,913.84
1634578	192701011	10/2/2019	398		85,882,162.25
1635332	192701015	10/3/2019	398	70,241,772.22	
1635335	192701017	10/3/2019	398	32,836,586.25	
1635398	2009771	10/3/2019	398	13,413.75	
1635334	192701016	10/3/2019	398		103,091,772.22
1635714	204301001	10/4/2019	398	264,814,256.45	

Run Date: 1/2/2020
 Run Time: 11:52:29AM

Demand Account Activity

Page: 196
 User: 0

Start Date: 7/1/2019 End Date: 12/31/2019

Jnl. Entry	Ref #	Trx. Date	Ledger	Debit Amount	Credit Amount
1635771	2009879	10/4/2019	398	485,743.55	
1635710	203981001	10/4/2019	398		179,840,436.40
1635713	203981002	10/4/2019	398		85,459,563.60
1636110	204301001	10/7/2019	398	39,990,808.33	
1636112	202701004	10/7/2019	398	24,500,245.33	
1636162	2010014	10/7/2019	398	9,191.67	
1636109	203981001	10/7/2019	398		5,015,166.67
1636111	203981002	10/7/2019	398		34,984,833.33
1636113	203981003	10/7/2019	398		24,500,245.33
1636576	204301001	10/8/2019	398	14,994,079.17	
1636618	2010126	10/8/2019	398	5,920.83	
1636575	203981001	10/8/2019	398		1,505,118.75
1636577	203981002	10/8/2019	398		13,494,881.25
1637143	204301001	10/9/2019	398	54,978,581.94	
1637141	202701005	10/9/2019	398	189,047.78	
1637159	2010264	10/9/2019	398	21,418.06	
1637142	203981001	10/9/2019	398		55,189,047.78
1638348	204301001	10/10/2019	398	58,985,521.11	
1638347	202701004	10/10/2019	398	37,445,647.22	
1638401	2010427	10/10/2019	398	14,478.89	
1638349	203981001	10/10/2019	398		96,445,647.22
1638814	204301001	10/11/2019	398	345,213,898.77	
1638808	204351001	10/11/2019	398	11,267,854.17	
1638807	204321001	10/11/2019	398	8,449,645.83	
1638890	2010593	10/11/2019	398	211,101.23	
1638888	2010591	10/11/2019	398	47,145.83	
1638891	2010594	10/11/2019	398	35,354.17	
1638805	203981001	10/11/2019	398		8,485,000.00
1638806	203981002	10/11/2019	398		11,315,000.00
1638812	203981003	10/11/2019	398		100,618,198.33
1638815	203981004	10/11/2019	398		60,000,000.00
1638816	203981005	10/11/2019	398		184,806,801.67
1639708	203981001	10/15/2019	398	98,664,873.47	
1639711	203901001	10/15/2019	398	50,008,318.66	
1639706	202701004	10/15/2019	398	29,249,428.56	
1639707	203951001	10/15/2019	398	269,489.74	
1639793	2010834	10/15/2019	398	35,126.53	
1639705	202701003	10/15/2019	398		269,489.74
1639709	203981002	10/15/2019	398		125,000,000.00
1639714	203981003	10/15/2019	398		52,957,747.22
1639858	202701005	10/16/2019	398	253,050,540.46	
1639853	203901001	10/16/2019	398	58,775.06	
1639859	203981001	10/16/2019	398		253,109,315.52
1640657	204301001	10/17/2019	398	199,819,527.79	
1640659	202701004	10/17/2019	398	112,093,768.89	
1640747	2011122	10/17/2019	398	180,472.21	
1640658	203981001	10/17/2019	398		312,093,768.89
1640812	204301001	10/18/2019	398	174,904,050.00	
1640810	204321001	10/18/2019	398	20,919,150.00	
1640909	2011287	10/18/2019	398	95,950.00	
1640887	2011241	10/18/2019	398	80,850.00	
1641439	2004911001	10/18/2019	398	344.49	
1640809	203981001	10/18/2019	398		21,000,000.00
1640811	203981002	10/18/2019	398		32,109,178.66
1640813	203981003	10/18/2019	398		92,677,668.19
1640814	203981004	10/18/2019	398		25,259,982.64

Run Date: 1/2/2020
 Run Time: 11:52:29AM

Demand Account Activity

Start Date: 7/1/2019 End Date: 12/31/2019

Page: 197
 User: 0

Jnl. Entry	Ref #	Trx. Date	Ledger	Debit Amount	Credit Amount
1640815	203981005	10/18/2019	398		24,953,515.00
1641755	192701015	10/21/2019	398	81,411,274.40	
1641750	192701008	10/21/2019	398	14,991,062.50	
1641752	192701010	10/21/2019	398	319,384.77	
1641821	2011385	10/21/2019	398	172,854.17	
1641768	2011316	10/21/2019	398	8,937.50	
1641759	192701016	10/21/2019	398		96,903,513.34
1642122	192701005	10/22/2019	398	159,638,086.62	
1642127	192701010	10/22/2019	398	4,973,000.00	
1642194	2011472	10/22/2019	398	27,000.00	
1642123	192701006	10/22/2019	398		34,644,336.62
1642124	192701007	10/22/2019	398		124,993,750.00
1642126	192701009	10/22/2019	398		5,000,000.00
1642550	192701015	10/23/2019	398	124,993,750.00	
1642541	192701006	10/23/2019	398	51,589,826.87	
1642546	192701011	10/23/2019	398	16,699,072.22	
1642548	192701013	10/23/2019	398	878,850.89	
1642549	192701014	10/23/2019	398	678,453.36	
1642612	2011609	10/23/2019	398	6,250.00	
1642611	2011608	10/23/2019	398	927.78	
1642543	192701008	10/23/2019	398		74,853,064.45
1642547	192701012	10/23/2019	398		119,994,066.67
1643767	192701017	10/24/2019	398	129,203,857.50	
1643763	192701014	10/24/2019	398	119,994,066.67	
1643768	192701018	10/24/2019	398	48,255,680.63	
1643857	2011777	10/24/2019	398	66,142.50	
1643856	2011776	10/24/2019	398	5,933.33	
1643760	192701011	10/24/2019	398		132,288,644.86
1643762	192701013	10/24/2019	398		114,994,537.50
1643765	192701015	10/24/2019	398		25,256,727.44
1643766	192701016	10/24/2019	398		24,985,770.83
1644169	192701006	10/25/2019	398	394,700,315.29	
1644275	Back Out Journal Er	10/25/2019	398	271,801,090.55	
1644171	192701008	10/25/2019	398	114,994,537.50	
1644178	192701025	10/25/2019	398	27,568,949.90	
1644170	192701007	10/25/2019	398	411,435.71	
1644209	2011857	10/25/2019	398	299,684.71	
1644271	192701026	10/25/2019	398	87,093.15	
1644208	2011856	10/25/2019	398	5,462.50	
1644147	192701010	10/25/2019	398		271,801,090.55
1644168	192701005	10/25/2019	398		265,756,110.82
1644175	192701012	10/25/2019	398		411,435.71
1644177	192701020	10/25/2019	398		271,899,932.23
1644729	204301001	10/28/2019	398	127,977,719.48	
1644727	202701003	10/28/2019	398	31,889,911.11	
1644765	2011978	10/28/2019	398	77,280.52	
1644728	203981001	10/28/2019	398		159,944,911.11
1645187	204301001	10/29/2019	398	193,257,773.29	
1645186	202701002	10/29/2019	398	31,931,612.75	
1645165	2012144	10/29/2019	398	55,226.71	
1645188	203981001	10/29/2019	398		225,244,612.75
1645481	204301001	10/30/2019	398	425,627,018.17	
1645482	204501001	10/30/2019	398	70,000,000.00	
1645542	2012288	10/30/2019	398	280,233.33	
1645508	2012235	10/30/2019	398	232,981.83	
1645480	203901001	10/30/2019	398	29,103.72	

Run Date: 1/2/2020
 Run Time: 11:52:29AM

Demand Account Activity

Page: 198
 User: 0

Start Date: 7/1/2019 End Date: 12/31/2019

Jnl. Entry	Ref #	Trx. Date	Ledger	Debit Amount	Credit Amount
1645478	203981001	10/30/2019	398		181,672,026.96
1645479	203981002	10/30/2019	398		285,639,039.12
1645483	203981003	10/30/2019	398		28,858,270.97
1646134	Back Out Journal Er	10/31/2019	398	296,896,370.28	
1646015	204301001	10/31/2019	398	275,656,955.80	
1646014	204901001	10/31/2019	398	93,979,151.46	
1646013	202701004	10/31/2019	398	10,939,351.18	
1646136	LEDGER CORRECT	10/31/2019	398	1,439,007.08	
1646105	2012424	10/31/2019	398	14,044.20	
1646009	203981001	10/31/2019	398		14,970,000.00
1646010	203981002	10/31/2019	398		296,896,370.28
1646011	203981002	10/31/2019	398		296,896,370.28
1646017	203981003	10/31/2019	398		70,162,139.44
1646370	204301101	11/1/2019	398	183,926,001.39	
1646462	2012568	11/1/2019	398	73,998.61	
1646461	2012567	11/1/2019	398	72,040.56	
1646460	2012566	11/1/2019	398	1.88	
1646361	203981101	11/1/2019	398		23,102,065.68
1646369	203981101	11/1/2019	398		96,742,541.80
1646373	203981102	11/1/2019	398		64,227,434.96
1646668	204301101	11/4/2019	398	104,969,808.34	
1646666	202701104	11/4/2019	398	32,524,814.11	
1646780	2012663	11/4/2019	398	30,191.66	
1646667	203981101	11/4/2019	398		82,645,814.11
1646669	203981102	11/4/2019	398		54,879,000.00
1647092	204301101	11/5/2019	398	78,124,769.09	
1647158	2012783	11/5/2019	398	100,230.91	
1647093	202701104	11/5/2019	398	77,972.22	
1647091	203981101	11/5/2019	398		69,932,972.22
1647094	203981102	11/5/2019	398		8,370,000.00
1647522	204301101	11/6/2019	398	29,974,666.67	
1647523	202701106	11/6/2019	398	1,966,368.89	
1647600	2012923	11/6/2019	398	25,333.33	
1647521	203981101	11/6/2019	398		31,966,368.89
1648669	202701104	11/7/2019	398	286,955,701.95	
1648672	203981101	11/7/2019	398		221,955,701.95
1648673	203981102	11/7/2019	398		65,000,000.00
1648797	204301101	11/8/2019	398	484,599,554.19	
1648798	204341101	11/8/2019	398	24,500,245.33	
1648915	2013242	11/8/2019	398	400,445.81	
1648916	2013243	11/8/2019	398	49,754.67	
1648794	203981101	11/8/2019	398		24,550,000.00
1648795	203981102	11/8/2019	398		413,029,650.00
1648796	203981103	11/8/2019	398		71,970,350.00
1649606	192701119	11/12/2019	398	250,000,000.00	
1649485	192701104	11/12/2019	398	19,995,583.33	
1649504	192701115	11/12/2019	398	5,411,492.87	
1649571	2013333	11/12/2019	398	1,281,250.00	
1649570	2013332	11/12/2019	398	4,416.67	
1649487	192701110	11/12/2019	398		22,499,006.00
1649507	192701116	11/12/2019	398		54,193,736.87
1649604	192701117	11/12/2019	398		50,000,000.00
1649605	192701118	11/12/2019	398		150,000,000.00
1649896	192701106	11/13/2019	398	44,493,176.00	
1649895	192701105	11/13/2019	398	23,665,324.99	
1649886	191116CP WCC FUI	11/13/2019	398	9,943,883.33	

Run Date: 1/2/2020
 Run Time: 11:52:29AM

Demand Account Activity

Page: 199
 User: 0

Start Date: 7/1/2019 End Date: 12/31/2019

Jnl. Entry	Ref #	Trx. Date	Ledger	Debit Amount	Credit Amount
1649999	2013491	11/13/2019	398	56,116.67	
1649997	2013489	11/13/2019	398	6,824.00	
1649998	2013490	11/13/2019	398	0.01	
1649887	192701115	11/13/2019	398		10,000,000.00
1649897	192701107	11/13/2019	398		68,165,325.00
1650360	192701115	11/14/2019	398	67,754,302.14	
1650338	193981115	11/14/2019	398	23,993,520.00	
1650341	192701117	11/14/2019	398	9,938,250.00	
1650356	192701126	11/14/2019	398	1,212,165.65	
1650449	2013605	11/14/2019	398	61,750.00	
1650448	2013604	11/14/2019	398	6,480.00	
1650340	192701116	11/14/2019	398		10,000,000.00
1650342	192701118	11/14/2019	398		92,966,467.79
1651024	192701105	11/15/2019	398	185,688,949.45	
1651029	193981112	11/15/2019	398	50,632,592.12	
1651048	2013618	11/15/2019	398	311,050.55	
1651025	193981107	11/15/2019	398	296,882.28	
1651030	192701113	11/15/2019	398		110,000,000.00
1651031	192701120	11/15/2019	398		6,719,825.45
1651033	192701116	11/15/2019	398		296,882.28
1651035	192701125	11/15/2019	398		119,912,766.67
1651478	202701103	11/18/2019	398	94,937,496.67	
1651483	204351101	11/18/2019	398	2,979,968.33	
1651477	204321101	11/18/2019	398	2,528,006.47	
1651567	2013849	11/18/2019	398	20,031.67	
1651568	2013850	11/18/2019	398	16,993.53	
1651476	203981101	11/18/2019	398		2,545,000.00
1651479	203981102	11/18/2019	398		94,937,496.67
1651482	20391103	11/18/2019	398		3,000,000.00
1651932	202701104	11/19/2019	398	65,910,855.37	
1651929	204351101	11/19/2019	398	9,798,202.35	
1651931	204321101	11/19/2019	398	1,212,968.73	
1651933	203901101	11/19/2019	398	58,830.75	
1652006	2014001	11/19/2019	398	56,797.65	
1652007	2014002	11/19/2019	398	7,031.27	
1651928	203981101	11/19/2019	398		9,855,000.00
1651930	203981102	11/19/2019	398		1,220,000.00
1651935	203981104	11/19/2019	398		65,969,686.12
1652440	204301101	11/20/2019	398	29,989,908.00	
1652439	202701105	11/20/2019	398	29,508,579.38	
1652443	203901101	11/20/2019	398	302,093.45	
1652532	2014170	11/20/2019	398	161,577.17	
1652533	2014171	11/20/2019	398	10,092.00	
1652442	203981101	11/20/2019	398		59,972,250.00
1653967	202701104	11/21/2019	398	250,472,798.88	
1653971	204501101	11/21/2019	398	230,000,000.00	
1653975	204351101	11/21/2019	398	6,961,937.50	
1654019	2014288	11/21/2019	398	1,159,966.67	
1654020	2014289	11/21/2019	398	38,062.50	
1653969	203981101	11/21/2019	398		224,990,932.50
1653970	203981102	11/21/2019	398		256,641,833.05
1653972	203981103	11/21/2019	398		7,000,000.00
1654101	204501101	11/22/2019	398	224,990,932.50	
1654103	204301101	11/22/2019	398	179,092,228.41	
1654487	2014462	11/22/2019	398	107,771.59	
1654486	2014461	11/22/2019	398	9,067.50	

Run Date: 1/2/2020
 Run Time: 11:52:29AM

Demand Account Activity

Page: 200
 User: 0

Start Date: 7/1/2019 End Date: 12/31/2019

Jnl. Entry	Ref #	Trx. Date	Ledger	Debit Amount	Credit Amount
1654100	203981101	11/22/2019	398		84,231,368.34
1654102	203981102	11/22/2019	398		269,974,671.66
1654104	203981103	11/22/2019	398		49,993,960.00
1654836	204301101	11/25/2019	398	225,679,110.26	
1654838	204501101	11/25/2019	398	49,993,960.00	
1654839	203901101	11/25/2019	398	25,772,097.91	
1654826	203951101	11/25/2019	398	339,280.23	
1654891	2014580	11/25/2019	398	320,889.74	
1654841	205651101	11/25/2019	398	152,594.38	
1654890	2014579	11/25/2019	398	6,040.00	
1654825	203981101	11/25/2019	398		339,280.23
1654834	203981102	11/25/2019	398		100,360,471.85
1654837	203981103	11/25/2019	398		200,906,263.06
1654840	203981104	11/25/2019	398		657,957.38
1655250	193981111	11/26/2019	398	293,132,509.27	
1655331	2014726	11/26/2019	398	146,490.73	
1654949	192701108	11/26/2019	398		169,315,194.44
1655248	193981109	11/26/2019	398		123,963,805.56
1655720	193981106	11/27/2019	398	104,987,375.01	
1655846	2014921	11/27/2019	398	12,624.99	
1655722	192701108	11/27/2019	398		16,074,061.70
1655723	192701109	11/27/2019	398		88,925,938.30
1656124	202701207	12/2/2019	398	146,922,416.50	
1656125	203981201	12/2/2019	398	122,959,952.63	
1656126	203981202	12/2/2019	398	37,684,543.28	
1656218	Back Out Journal Er	12/2/2019	398	13,272,869.56	
1656192	2015051	12/2/2019	398	140,047.37	
1656191	2015050	12/2/2019	398	61,379.33	
1656193	2015052	12/2/2019	398	15,456.72	
1656121	202701204	12/2/2019	398		123,100,000.00
1656127	203981203	12/2/2019	398		13,272,869.56
1656128	203981204	12/2/2019	398		171,410,926.25
1656219	Correct Journal Entr	12/2/2019	398		13,272,869.58
1656463	203981202	12/3/2019	398	79,979,194.44	
1656513	2015148	12/3/2019	398	20,805.56	
1656514	2015149	12/3/2019	398	6,345.69	
1656461	202701204	12/3/2019	398		17,020,521.36
1656462	203981201	12/3/2019	398		62,985,824.33
1656853	203981202	12/4/2019	398	79,987,519.30	
1656851	202701203	12/4/2019	398	69,921,304.47	
1656893	2015296	12/4/2019	398	12,480.70	
1656852	203981201	12/4/2019	398		149,921,304.47
1658037	202701205	12/5/2019	398	229,570,468.50	
1658041	203981203	12/5/2019	398	49,997,611.00	
1658038	202701206	12/5/2019	398	20,654,978.09	
1658086	2015426	12/5/2019	398	2,389.00	
1658039	203981201	12/5/2019	398		79,578,528.50
1658040	203981202	12/5/2019	398		199,991,940.00
1658042	203981204	12/5/2019	398		20,654,978.09
1658439	203981202	12/6/2019	398	477,855,203.35	
1658440	203981203	12/6/2019	398	199,991,940.00	
1658478	2015565	12/6/2019	398	444,796.65	
1658477	2015564	12/6/2019	398	8,060.00	
1658436	202701203	12/6/2019	398		405,996,877.46
1658438	203981201	12/6/2019	398		272,303,122.54
1658855	203001206	12/9/2019	398	99,976,014.06	

Run Date: 1/2/2020
 Run Time: 11:52:29AM

Demand Account Activity

Page: 201
 User: 0

Start Date: 7/1/2019 End Date: 12/31/2019

Jnl. Entry	Ref #	Trx. Date	Ledger	Debit Amount	Credit Amount
1658853	202701204	12/9/2019	398	16,040,789.55	
1658913	2015785	12/9/2019	398	23,985.94	
1658854	203981201	12/9/2019	398		16,059,900.66
1658856	203981202	12/9/2019	398		99,980,888.89
1659398	204301201	12/10/2019	398	118,046,279.44	
1659416	2015877	12/10/2019	398	53,720.56	
1659399	203981201	12/10/2019	398		104,407,501.63
1659400	203981202	12/10/2019	398		13,692,498.37
1659784	204301201	12/11/2019	398	91,484,942.38	
1659783	202701204	12/11/2019	398	39,882,550.09	
1659802	2016019	12/11/2019	398	15,057.62	
1659785	203981201	12/11/2019	398		109,960,148.77
1659786	203981202	12/11/2019	398		21,422,401.32
1660192	202701204	12/12/2019	398	83,293,871.88	
1660190	204501201	12/12/2019	398	70,162,139.44	
1660221	2016249	12/12/2019	398	170,916.28	
1660193	204901201	12/12/2019	398	70,762.67	
1660191	203981201	12/12/2019	398		153,697,690.27
1660575	204301201	12/13/2019	398	155,012,158.28	
1660602	2016346	12/13/2019	398	162,841.72	
1660574	203981201	12/13/2019	398		70,690,330.42
1660576	203981202	12/13/2019	398		84,484,669.58
1660985	203981202	12/16/2019	398	96,976,541.11	
1660990	203981204	12/16/2019	398	41,679,593.21	
1660991	202701206	12/16/2019	398	36,277,923.46	
1660968	203981201	12/16/2019	398	233,238.44	
1661026	2016491	12/16/2019	398	23,458.89	
1661101	202701215	12/16/2019	398	0.01	
1660967	202701203	12/16/2019	398		233,238.44
1660986	203981203	12/16/2019	398		174,957,516.67
1661100	203981201	12/16/2019	398		0.01
1661374	202701204	12/17/2019	398	147,375,933.60	
1661376	203981202	12/17/2019	398	81,417,276.74	
1661449	2016659	12/17/2019	398	12,723.26	
1661375	203981201	12/17/2019	398		113,810,565.55
1661377	203981203	12/17/2019	398		114,995,368.05
1661827	203981202	12/18/2019	398	281,182,161.96	
1661828	203981203	12/18/2019	398	114,995,368.05	
1661825	202701206	12/18/2019	398	45,317,398.61	
1661832	203981207	12/18/2019	398	10,089,001.60	
1661964	2016868	12/18/2019	398	80,998.40	
1661965	2016869	12/18/2019	398	67,838.04	
1661962	2016866	12/18/2019	398	9,889.93	
1661966	2016870	12/18/2019	398	4,631.95	
1661963	2016867	12/18/2019	398	2,077.89	
1661820	202701201	12/18/2019	398		10,170,000.00
1661826	203981201	12/18/2019	398		308,100,981.95
1661829	203981204	12/18/2019	398		10,086,250.00
1661830	203981205	12/18/2019	398		3,385,000.00
1661831	203981206	12/18/2019	398		119,995,166.66
1661994	CORRECT LEDGEF	12/18/2019	398		9,889.93
1661994	CORRECT LEDGEF	12/18/2019	398		2,077.89
1663069	203981201	12/19/2019	398	130,901,262.78	
1663067	202701203	12/19/2019	398	123,588,595.55	
1663070	203981202	12/19/2019	398	119,995,166.66	
1663141	2016973	12/19/2019	398	98,737.22	

Run Date: 1/2/2020
 Run Time: 11:52:29AM

Demand Account Activity

Page: 202
 User: 0

Start Date: 7/1/2019 End Date: 12/31/2019

Jnl. Entry	Ref #	Trx. Date	Ledger	Debit Amount	Credit Amount
1663140	2016972	12/19/2019	398	4,833.34	
1663071	203981203	12/19/2019	398		149,597,658.05
1663072	203981204	12/19/2019	398		224,990,937.50
1663534	203981201	12/20/2019	398	302,633,827.22	
1663538	203981204	12/20/2019	398	224,990,937.50	
1663637	2017151	12/20/2019	398	366,172.78	
1663536	203981202	12/20/2019	398	320,724.74	
1663636	2017150	12/20/2019	398	146,135.83	
1663635	2017149	12/20/2019	398	9,062.50	
1663529	202701202	12/20/2019	398		173,826,930.01
1663537	203981203	12/20/2019	398		354,639,930.56
1664003	192701203	12/23/2019	398	467,031,099.46	
1664026	Back Out Journal Er	12/23/2019	398	357,894,825.45	
1664131	2017324	12/23/2019	398	468,900.54	
1664001	192701201	12/23/2019	398		109,605,174.55
1664002	192701202	12/23/2019	398		357,894,825.45
1664027	Correct Journal Entr	12/23/2019	398		357,894,478.24
1664145	192701215	12/23/2019	398		347.21
1664477	192701210	12/26/2019	398	119,924,277.78	
1664494	192701220	12/26/2019	398	20,412,429.31	
1664493	192701222	12/26/2019	398	448,543.15	
1664487	192701212	12/26/2019	398	370,890.89	
1664557	2017420	12/26/2019	398	75,722.22	
1664479	192701211	12/26/2019	398		370,890.89
1664489	192701220	12/26/2019	398		129,403,789.62
1664490	192701221	12/26/2019	398		11,457,182.84
1664836	192701220	12/27/2019	398	94,901,352.78	
1664838	192701222	12/27/2019	398	32,454,224.19	
1664832	192701211	12/27/2019	398	20,811,402.89	
1664917	2017548	12/27/2019	398	98,647.22	
1664833	192701212	12/27/2019	398		20,811,402.89
1664837	192701221	12/27/2019	398		127,454,224.19
1665184	204301201	12/30/2019	398	41,971,176.67	
1665183	202701203	12/30/2019	398	12,988,683.33	
1665235	2017625	12/30/2019	398	28,823.33	
1665185	203981201	12/30/2019	398		29,988,683.33
1665186	203981202	12/30/2019	398		25,000,000.00
1665330	204301201	12/31/2019	398	21,470,037.36	
1665329	205021201	12/31/2019	398	10,086,250.00	
1665712	2017797	12/31/2019	398	29,962.64	
1665711	2017796	12/31/2019	398	7,500.00	
1665326	203981201	12/31/2019	398		6,596,138.89
1665327	203981202	12/31/2019	398		24,997,611.11

Totals for:	398 - BAML-Safekeeping	Count:	882	31,730,717,474.07	31,730,717,474.07
	Grand Total	Count:	11,107	57,445,676,842.68	57,311,766,335.60

Fund Transaction by Type

Start Date:12/31/19 End Date:12/31/19

Fund	Fund Description	Beginning Balance		Ending Balance
Type	Type Description	Debits	Credits	
AGA0000	General Revenue Allotment	-338,388,861.71		
COFF	Checks Charged Off	8,288.32	0.00	
CTAX	Claims & Taxes	14,883.32	0.00	
DXFR	Transfer (Deduction)	19,021,277.00	0.00	
GDIS	Distribution (General Fund)	382,986,275.33	0.00	
LCRT	General Letter of Cert	33,362,180.83	0.00	
NDXF	Transfer (Non-Distribution)	397,232.23	0.00	
RADJ	Receipt Adjustment	0.00	74,613,006.56	
RCPT	Receipt	0.00	25,952,798.81	
RXFR	Transfer (Regular)	20,726,010.22	17,687,890.01	
TELL	Teller	126,409.84	0.00	
				0.00
ARH0000	Revenue Holding	-76,546,924.66		
RADJ	Receipt Adjustment	77,629,622.48	0.00	
RCPT	Receipt	0.00	1,080,624.22	
RXFR	Transfer (Regular)	1,711,853.03	1,713,926.63	
				0.00
ARHDSMV	RevHold DSMV (0610)	-439,821.40		
RCPT	Receipt	0.00	3,655,921.97	
RXFR	Transfer (Regular)	3,668,720.78	13,026.51	
				-440,049.10
ASA0000	Special Revenue Allotment	-192,919,251.97		
4LHC	Four Lane Highway Constructio	25,583,903.10	0.00	
DXFR	Transfer (Deduction)	5,279,476.00	0.00	
HDIS	Distribution (Highway Fund)	52,496,913.35	0.00	
HSDIS	Highway Severance Distribution	1,042,316.64	0.00	
SDIS	Distribution (Special Fund)	115,000,913.87	0.00	
SPEC	Special Reversing Entry	0.00	14,005,342.19	
WFDIS	Wholesale FuelTax Distribution	7,521,071.20	0.00	
				0.00
BAA0000	Public Health	-1,280,009.97		
GDIS	Distribution (General Fund)	0.00	7,980,470.42	
RXFR	Transfer (Regular)	37,917.78	0.00	
				-9,222,562.61
BAA0100	Public Health	-24,178,510.26		
RADJ	Receipt Adjustment	330.00	350.00	
RCPT	Receipt	0.00	351,635.39	
RXFR	Transfer (Regular)	333,087.03	67,415.75	
SDIS	Distribution (Special Fund)	0.00	1,008,636.66	
SPEC	Special Reversing Entry	75,554.25	330.00	
				-25,197,906.78
BAA0200	Health NonDiscretionary Rev	-8,478,247.95		
RCPT	Receipt	0.00	768,554.02	
RXFR	Transfer (Regular)	5,603.57	0.00	
SDIS	Distribution (Special Fund)	0.00	14,670.67	
				-9,255,869.07
BAA0300	Trauma System Exp 1386/09	-9,489,098.96		
WARR	Warrants	87,102.68	0.00	
				-9,401,996.28

Fund Transaction by Type

Start Date:12/31/19 End Date:12/31/19

Fund	Fund Description	Beginning Balance		Ending Balance
Type	Type Description	Debits	Credits	
BAA2000	Cosmetology Revenue 4/09	-5,275,760.05		
RXFR	Transfer (Regular)	509.17	0.00	
SDIS	Distribution (Special Fund)	0.00	155,448.61	
				-5,430,699.49
BAA2510	Board of Sanitarians	-31,601.54		
RADJ	Receipt Adjustment	20.00	0.00	
				-31,581.54
BAA3000	PH Home Health	-2,813,098.11		
RXFR	Transfer (Regular)	33.83	0.00	
				-2,813,064.28
BAA4200	Medical Marijuana (0645)	-1,399,543.91		
RXFR	Transfer (Regular)	607.01	0.00	
				-1,398,936.90
BAA9000	PH Salary Alloc Hold (0645)	-962,045.40		
RXFR	Transfer (Regular)	226.85	0.00	
				-961,818.55
CAA0000	Univ of AR Fayetteville	0.00		
GDIS	Distribution (General Fund)	0.00	18,647,337.26	
				-18,647,337.26
CAA0100	Univ of AR Fayetteville	-20,111.94		
RXFR	Transfer (Regular)	2,681.68	0.00	
SDIS	Distribution (Special Fund)	0.00	2.50	
				-17,432.76
CAA0300	UAF Law School SR	-204,916.05		
RCPT	Receipt	0.00	2,432.85	
SDIS	Distribution (Special Fund)	0.00	37,071.95	
SPEC	Special Reversing Entry	2,432.85	0.00	
				-241,988.00
CCA0000	Univ of AR Medical Center	-7,360,155.54		
GDIS	Distribution (General Fund)	0.00	1,931,421.15	
RXFR	Transfer (Regular)	0.00	62,489.79	
WARR	Warrants	7,360,155.54	0.00	
				-1,993,910.94
CCA0100	UAMS College of Pharmacy	0.00		
RXFR	Transfer (Regular)	4.82	1,191.27	
SDIS	Distribution (Special Fund)	0.00	32,187.87	
SPEC	Special Reversing Entry	1,191.27	4.82	
				-32,187.87
CCA0200	UAMS 4% Mixed Drink Tax SR	0.00		
RXFR	Transfer (Regular)	2,445.93	11,891.43	
SDIS	Distribution (Special Fund)	0.00	389,920.42	
SPEC	Special Reversing Entry	11,891.43	2,445.93	
				-389,920.42
CEA0000	Univ of AR Little Rock	-9,813,957.67		
GDIS	Distribution (General Fund)	0.00	1,226,544.97	
				-11,040,502.64
CEA0100	UALR Law Sch SR 19-5-303(c)	-205,171.04		
RCPT	Receipt	0.00	2,432.85	
SDIS	Distribution (Special Fund)	0.00	36,824.86	
SPEC	Special Reversing Entry	2,432.85	0.00	

Fund Transaction by Type

Start Date:12/31/19 End Date:12/31/19

Fund	Fund Description	Beginning Balance		Ending Balance
Type	Type Description	Debits	Credits	
				-241,995.90
CGA0000	Univ AR Pine Bluff	-11,886,139.25		
GDIS	Distribution (General Fund)	0.00	2,491,232.92	
				-14,377,372.17
CIA0000	Univ AR Monticello	-27,562.17		
GDIS	Distribution (General Fund)	0.00	1,538,195.05	
				-1,565,757.22
CKA0000	AR State Univ Jonesboro	0.00		
GDIS	Distribution (General Fund)	0.00	5,736,716.81	
				-5,736,716.81
CMA0000	AR State Univ Beebe	-1,264,024.98		
GDIS	Distribution (General Fund)	0.00	1,162,400.94	
				-2,426,425.92
CMN0000	AR State Univ Newport	0.00		
GDIS	Distribution (General Fund)	0.00	589,708.95	
				-589,708.95
CMS0000	School for Math/Sci/Arts	-4,212,446.81		
GDIS	Distribution (General Fund)	0.00	108,448.69	
				-4,320,895.50
COA0000	AR Tech University	-5,000.00		
GDIS	Distribution (General Fund)	0.00	3,170,468.61	
				-3,175,468.61
CQA0000	Henderson State University	0.00		
GDIS	Distribution (General Fund)	0.00	385,546.96	
				-385,546.96
CSA0000	Southern AR University	-713.81		
GDIS	Distribution (General Fund)	0.00	1,533,736.73	
				-1,534,450.54
CSS0000	SAU Tech	-25,272.92		
GDIS	Distribution (General Fund)	0.00	747,153.77	
				-772,426.69
CTB0000	Black River Tech College	-74,104.21		
GDIS	Distribution (General Fund)	0.00	589,725.03	
				-663,829.24
CTC0000	Cossatot CC UA	-376,070.65		
GDIS	Distribution (General Fund)	0.00	334,185.06	
				-710,255.71
CTG0000	UA Comm College Batesville	-394,719.52		
GDIS	Distribution (General Fund)	0.00	402,517.63	
				-797,237.15
CTH0000	ASU Mt Home	-246,859.51		
GDIS	Distribution (General Fund)	0.00	359,014.99	
				-605,874.50
CTJ0000	UA CC Morilton	0.00		
GDIS	Distribution (General Fund)	0.00	485,791.85	
				-485,791.85
CTM0000	ASU Mid-South 19-5-303(v)	-698.66		
GDIS	Distribution (General Fund)	0.00	525,826.62	
SDIS	Distribution (Special Fund)	0.00	5,720.68	
				-532,245.96

Fund Transaction by Type

Start Date:12/31/19 End Date:12/31/19

Fund	Fund Description	Beginning Balance	Ending Balance	
Type	Type Description	Debits	Credits	
CTO0000	Ozarka College	0.00		
GDIS	Distribution (General Fund)	0.00	301,587.56	-301,587.56
CTP0000	UA Pulaski Tech College	0.00		
GDIS	Distribution (General Fund)	0.00	1,460,194.99	-1,460,194.99
CTR0000	UA Comm College Hope Texar	-828,268.98		
GDIS	Distribution (General Fund)	0.00	442,062.97	-1,270,331.95
CTT0000	Southeast AR College	-5,077.74		
GDIS	Distribution (General Fund)	0.00	543,739.60	-548,817.34
CTW0000	Coll of the Ouachitas	0.00		
GDIS	Distribution (General Fund)	0.00	343,341.50	-343,341.50
CUA0000	University of Central AR	0.00		
GDIS	Distribution (General Fund)	0.00	1,088,083.62	-1,088,083.62
CWA0000	Northwest AR Comm College	-2,612.72		
GDIS	Distribution (General Fund)	0.00	1,034,701.75	-1,037,314.47
CWE0000	East AR Comm College	-1,752,417.07		
GDIS	Distribution (General Fund)	0.00	813,416.00	-2,565,833.07
CWG0000	National Park College	-1,767,031.45		
GDIS	Distribution (General Fund)	0.00	872,646.90	-2,639,678.35
CWM0000	AR Northeastern College	-178,909.96		
GDIS	Distribution (General Fund)	0.00	827,363.80	-1,006,273.76
CWN0000	North AR College	-9,605.50		
GDIS	Distribution (General Fund)	0.00	772,281.47	-781,886.97
CWP0000	Phillips CC UA	0.00		
GDIS	Distribution (General Fund)	0.00	874,248.08	-874,248.08
CWR0000	UACC Rich Mountain	-1,462,079.03		
GDIS	Distribution (General Fund)	0.00	309,342.56	-1,771,421.59
CWS0000	South AR Community College	0.00		
GDIS	Distribution (General Fund)	0.00	587,963.95	-587,963.95
CWW0000	University of AR Ft Smith	0.00		
GDIS	Distribution (General Fund)	0.00	2,004,740.98	-2,004,740.98
DAS0000	Dept Human Svc Admin	-385,083.92		
GDIS	Distribution (General Fund)	0.00	486,693.09	
RXFR	Transfer (Regular)	47,917.65	0.00	-823,859.36
DBA0000	DHS Behav Health Svc 19-5-30	-5,000,326.49		

Fund Transaction by Type

Start Date:12/31/19 End Date:12/31/19

Fund	Fund Description	Beginning Balance		Ending Balance
Type	Type Description	Debits	Credits	
GDIS	Distribution (General Fund)	0.00	2,226,454.51	
RXFR	Transfer (Regular)	136,229.86	0.00	
				-7,090,551.14
DCC0000	DHS Childcare/ Ed 19-5-306(12)	-751.61		
GDIS	Distribution (General Fund)	0.00	43,042.62	
RXFR	Transfer (Regular)	751.61	0.00	
				-43,042.62
DCF0000	DHS Children/Family Svc	-6,700,788.26		
GDIS	Distribution (General Fund)	0.00	2,579,334.85	
RXFR	Transfer (Regular)	1,140,704.33	0.00	
				-8,139,418.78
DCF1100	DHS Child/Fam Res Treatment	-219,510.00		
WARR	Warrants	31,500.00	0.00	
				-188,010.00
DCF2600	DHS Child/Family Foster Care	-5,393,650.96		
RXFR	Transfer (Regular)	0.00	52,149.27	
WARR	Warrants	66,998.70	0.00	
				-5,378,801.53
DCO0000	DHS County Operations	0.00		
GDIS	Distribution (General Fund)	0.00	978,052.03	
				-978,052.03
DEA0000	DHS Development Disabilities	-549,571.19		
GDIS	Distribution (General Fund)	0.00	1,358,683.95	
RXFR	Transfer (Regular)	10,000.00	0.00	
				-1,898,255.14
DEA0100	DHS DDS State/Federal	-196,689.78		
SDIS	Distribution (Special Fund)	0.00	635.46	
				-197,325.24
DEA0200	DHS DDS Interdivision Prog	0.00		
RXFR	Transfer (Regular)	0.00	10,000.00	
				-10,000.00
DEM0000	DHS Medical Services	-38,545.44		
GDIS	Distribution (General Fund)	0.00	47,728.27	
RXFR	Transfer (Regular)	38,545.44	0.00	
				-47,728.27
DGF0000	DHS Grants	-52,400,274.23		
GDIS	Distribution (General Fund)	0.00	35,473,157.52	
RXFR	Transfer (Regular)	330.94	0.00	
				-87,873,100.81
DGF1841	DHS Grants Beer Tax	-42,262.06		
SDIS	Distribution (Special Fund)	0.00	5.03	
				-42,267.09
DHP1500	DHS Aging/Adult Svcs Transp	-134,376.87		
RXFR	Transfer (Regular)	35.84	8,814.57	
SDIS	Distribution (Special Fund)	0.00	183,162.75	
SPEC	Special Reversing Entry	8,814.57	35.84	
				-317,539.62
DPQ0000	DHS PSQA 19-5-306(13 (0710)	-100,082.61		
GDIS	Distribution (General Fund)	0.00	109,758.32	
				-209,840.93

Fund Transaction by Type

Start Date:12/31/19 End Date:12/31/19

Fund	Fund Description	Beginning Balance		Ending Balance
Type	Type Description	Debits	Credits	
DSB0000	DHS State Services/Blind	-332,661.89		
GDIS	Distribution (General Fund)	0.00	191,531.64	
				-524,193.53
DYS0000	DHS Youth Services	-6,000,519.34		
GDIS	Distribution (General Fund)	0.00	2,399,986.14	
RXFR	Transfer (Regular)	24,734.52	0.00	
				-8,375,770.96
DYS0200	DHS Youth Services Grants	-1,616,264.95		
WARR	Warrants	150.00	0.00	
				-1,616,114.95
EFP0000	Educ Facilities Partnership	-165,059,236.05		
GDIS	Distribution (General Fund)	0.00	4,075,681.83	
				-169,134,917.88
EFT0000	Pub School Acad Fac/Trans	-658.29		
GDIS	Distribution (General Fund)	0.00	230,064.18	
WARR	Warrants	43.23	0.00	
				-230,679.24
EGA0000	Div Elem &Secondary Ed	-184,000.00		
GDIS	Distribution (General Fund)	0.00	1,588,051.74	
RXFR	Transfer (Regular)	0.00	324,935.59	
				-2,096,987.33
EGA1001	DESE Gen Rev Operation	-4,502,927.84		
RXFR	Transfer (Regular)	0.00	8.25	
WARR	Warrants	1,631.45	0.00	
				-4,501,304.64
EGB0000	Div Career & Technical Ed	0.00		
GDIS	Distribution (General Fund)	0.00	467,915.50	
				-467,915.50
EGB0102	Career Ed Skills Dev	-288,334.67		
WARR	Warrants	277.95	0.00	
				-288,056.72
EGR0000	Rehabilitation Services	0.00		
GDIS	Distribution (General Fund)	0.00	1,257,972.09	
				-1,257,972.09
EMA0000	Educational Television	0.00		
GDIS	Distribution (General Fund)	0.00	317,499.87	
				-317,499.87
EMA0100	Educational Television	-9,461.33		
RXFR	Transfer (Regular)	0.00	86.25	
WARR	Warrants	3,826.61	0.00	
				-5,720.97
EMA0200	Spec Rev Land Comm Dep (05	-18,914.42		
SDIS	Distribution (Special Fund)	0.00	73.56	
				-18,987.98
EPA0000	State Library	0.00		
GDIS	Distribution (General Fund)	0.00	202,290.00	
				-202,290.00
EPA0100	State Library	-12,161.20		
WARR	Warrants	1,419.11	0.00	
				-10,742.09

Fund Transaction by Type

Start Date:12/31/19 End Date:12/31/19

Fund	Fund Description	Beginning Balance	Ending Balance	
Type	Type Description	Debits	Credits	
ESA0000	School for the Blind	0.00		
GDIS	Distribution (General Fund)	0.00	504,928.82	
				-504,928.82
ESA0100	School for the Blind	-42,426.29		
RXFR	Transfer (Regular)	0.00	57.50	
WARR	Warrants	6,164.47	0.00	
				-36,319.32
ETN0000	Northwest TI 19-5-304(8)(B)	0.00		
GDIS	Distribution (General Fund)	0.00	186,801.79	
				-186,801.79
ETN1500	Northwest TI WF 19-5-304(8)(B)	-232,056.17		
WARR	Warrants	587.35	0.00	
				-231,468.82
ETN2000	Northwest TI GAE 19-5-304(8)E	-4,822.78		
WARR	Warrants	83.96	0.00	
				-4,738.82
ETN2700	Northwest TI ABE 19-5-304(8)E	-70,968.81		
WARR	Warrants	778.63	0.00	
				-70,190.18
ETR0000	Riverside TI 19-5-304(8)(C)	0.00		
GDIS	Distribution (General Fund)	0.00	179,311.04	
				-179,311.04
EVA0000	School for the Deaf	0.00		
GDIS	Distribution (General Fund)	0.00	524,242.00	
				-524,242.00
EVA0100	School for the Deaf	-23,689.68		
RXFR	Transfer (Regular)	0.00	57.50	
WARR	Warrants	6,190.51	0.00	
				-17,556.67
FAL0300	AGC Federal Operations	-86,634.61		
RCPT	Receipt	0.00	13,000.00	
				-99,634.61
FAL0700	AGS Data Preserv. and Mappir	-2,540.57		
RCPT	Receipt	0.00	3,100.00	
				-5,640.57
FAY0900	AG Medicaid Operating	-14,756.87		
WARR	Warrants	609.19	0.00	
				-14,147.68
FCG0100	DWS Workforce Investment Ac	-24,690.69		
RCPT	Receipt	0.00	113,660.03	
WARR	Warrants	24,690.69	0.00	
				-113,660.03
FCP0500	ADHE Tech Ed Program	-48,142.57		
WARR	Warrants	12,650.00	0.00	
				-35,492.57
FEB0500	Deaf Sch-Medicaid Provider Pr	-50,500.60		
WARR	Warrants	1,705.52	0.00	
				-48,795.08
FEB1300	ARS-VR Vendor (0513)	-35,500.95		
WARR	Warrants	92.00	0.00	

Fund Transaction by Type

Start Date:12/31/19 End Date:12/31/19

Fund	Fund Description	Beginning Balance		Ending Balance
Type	Type Description	Debits	Credits	
				-35,408.95
FEE2057	State Assess 2020	-1,874,850.52		
WARR	Warrants	1,874,850.52	0.00	0.00
FEE9931	Spec Ed 2020	-97,890.01		
WARR	Warrants	3,262.51	0.00	-94,627.50
FEE9935	Title I 2020	-4,099.95		
WARR	Warrants	4,099.95	0.00	0.00
FEL0100	AR St Library-LSTA	-195,200.07		
WARR	Warrants	43,155.51	0.00	-152,044.56
FFA3564	AR Agri L/P NPIP/LPAI	-255,488.14		
RXFR	Transfer (Regular)	0.00	26.25	-255,514.39
FFA9901	DFA US Dept Agri Econ Assts	-83,918.42		
WARR	Warrants	4,489.39	0.00	-79,429.03
FHB2014	CN SAE 2020	-45,032.03		
WARR	Warrants	547.12	0.00	-44,484.91
FID0600	MIPPA-3	-7,279.76		
WARR	Warrants	1,330.76	0.00	-5,949.00
FID0800	MarketplaceStabilization-0425	-19,172.28		
WARR	Warrants	128.40	0.00	-19,043.88
FKA1702	HMEP - Training & Planning	-13,081.09		
WARR	Warrants	372.92	0.00	-12,708.17
FKA1901	EMPG Locals (0995)	-225,389.16		
WARR	Warrants	47,868.67	0.00	-177,520.49
FKA1902	EMPG Soft Match (0995)	-15,335.80		
WARR	Warrants	526.75	0.00	-14,809.05
FKA2003	HMEP 19 T&P (0995)	6,724.77		
WARR	Warrants	563.31	0.00	7,288.08
FLA8402	INTER CRIMES AGAINST CHIL	-3,210.58		
WARR	Warrants	850.18	0.00	-2,360.40
FMF0300	Fed-275 Trng Site	2,473,131.26		
WARR	Warrants	15,689.05	0.00	2,488,820.31
FMF2300	Fed-Ft Chaffee Exp	1,348,981.55		
WARR	Warrants	79.38	0.00	1,349,060.93
FMG0100	OMIG-Fed (0035)	-2,151.26		

Fund Transaction by Type

Start Date:12/31/19 End Date:12/31/19

Fund	Fund Description	Beginning Balance			Ending Balance
Type	Type Description	Debits	Credits		
WARR	Warrants	32.20	0.00		-2,119.06
FSC1000	NRCS CONV TECH ASST (045:	-132,937.55			
WARR	Warrants	35,019.00	0.00		-97,918.55
FSC3318	ANRC NP Source Poll Ctrl 201:	-4,125.44			
WARR	Warrants	335.73	0.00		-3,789.71
FSD0100	Dis Determination-Oprs	-541,682.40			
WARR	Warrants	42,628.85	0.00		-499,053.55
FVD0000	Victimes Justice Assistance	-138,829.09			
WARR	Warrants	102,949.01	0.00		-35,880.08
FWF0000	Dept of Human Svcs-Federal	-19,216,068.97			
RCPT	Receipt	0.00	18,861.66		-19,234,930.63
FWF0100	Dept Of Human Svcs-Hldg Acc	-16,965,235.22			
RCPT	Receipt	0.00	90,137.39		-17,055,372.61
FWF2100	County Oprs-Homeless	-171,176.17			
WARR	Warrants	13,213.46	0.00		-157,962.71
FWF3000	DHS-DCCECE-Sp Nutrition Prq	-1,005,911.04			
RCPT	Receipt	0.00	35,062.15		
WARR	Warrants	125,207.41	0.00		-915,765.78
FWF6900	DHS-DCCECE-Childhood Garar	-1,204,918.77			
RCPT	Receipt	0.00	322,590.40		
WARR	Warrants	2,885.40	0.00		-1,524,623.77
FYP0000	Dept of Envir Quality-Fed	-809,522.21			
RXFR	Transfer (Regular)	0.00	1.50		
WARR	Warrants	442.52	0.00		-809,081.19
FYP0500	Low Inc Home Eng Asst	-12,237,049.93			
WARR	Warrants	18.60	0.00		-12,237,031.33
HAD0000	Dept of Agriculture	-5,000.00			
GDIS	Distribution (General Fund)	0.00	1,026,214.00		-1,031,214.00
HAD0100	Dept of Agriculture ALPC	-29,797.20			
RXFR	Transfer (Regular)	0.00	8.25		-29,805.45
HAD0300	Dept of Agriculture PB	-10,049.29			
WARR	Warrants	468.43	0.00		-9,580.86
HCA0000	DOC Inmate Care/Custody	0.00			
GDIS	Distribution (General Fund)	0.00	18,907,610.60		-18,907,610.60

Fund Transaction by Type

Start Date:12/31/19 End Date:12/31/19

Fund	Fund Description	Beginning Balance	Ending Balance	
Type	Type Description	Debits	Credits	
HCA0100	DOC Inmate Care/Custody	-1,297,303.86		
RCPT	Receipt	0.00	105.66	
RXFR	Transfer (Regular)	0.00	718.75	
WARR	Warrants	63,265.74	0.00	
				-1,234,862.53
HCP0000	Div Community Correction	0.00		
GDIS	Distribution (General Fund)	0.00	4,869,256.37	
				-4,869,256.37
HCP0100	Div Community Correction	-663,544.69		
WARR	Warrants	27,587.33	0.00	
				-635,957.36
HEG0000	Higher Education Grants	-10,788,855.20		
GDIS	Distribution (General Fund)	0.00	3,899,176.41	
				-14,688,031.61
HGA0000	Parks & Tourism	0.00		
GDIS	Distribution (General Fund)	0.00	1,324,304.16	
				-1,324,304.16
HGA0100	Parks & Tourism	-223,394.38		
RXFR	Transfer (Regular)	0.00	534.50	
WARR	Warrants	269.54	0.00	
				-223,659.34
HMA0000	Dept Environmental Quality	0.00		
GDIS	Distribution (General Fund)	0.00	226,378.29	
				-226,378.29
HMA0100	Div Environmental Quality	-75,189.10		
RXFR	Transfer (Regular)	0.00	150.50	
WARR	Warrants	305.75	0.00	
				-75,033.85
HMD0000	Dept of Military	0.00		
GDIS	Distribution (General Fund)	0.00	637,442.09	
				-637,442.09
HMD0100	Dept of Military	-138,350.11		
RCPT	Receipt	0.00	522.15	
RXFR	Transfer (Regular)	0.00	100.00	
WARR	Warrants	1,221.38	0.00	
				-137,750.88
HMD0300	Dept of Military YCP	-366,428.15		
WARR	Warrants	15,092.00	0.00	
				-351,336.15
HOA0000	Dept Economic Development	-154,000.00		
GDIS	Distribution (General Fund)	0.00	1,443,587.46	
				-1,597,587.46
HOA0100	Dept Economic Development	-2,552,732.27		
RXFR	Transfer (Regular)	0.00	33.75	
WARR	Warrants	71,871.62	0.00	
				-2,480,894.40
HQA0000	Higher Education	0.00		
GDIS	Distribution (General Fund)	0.00	1,110,940.83	
				-1,110,940.83
HQA0100	Higher Education	-162,281.95		

Fund Transaction by Type

Start Date:12/31/19 End Date:12/31/19

Fund	Fund Description	Beginning Balance		Ending Balance
Type	Type Description	Debits	Credits	
WARR	Warrants	963.34	0.00	-161,318.61
HRA0000	Div AR Heritage	-261,964.62		
GDIS	Distribution (General Fund)	0.00	732,015.10	-993,979.72
HRA0101	DAH Central	-7,416.03		
RXFR	Transfer (Regular)	0.00	87.75	
WARR	Warrants	5,989.57	0.00	-1,514.21
HRA0210	DAH AAC Gen Rev (0865)	-12,820.49		
WARR	Warrants	333.46	0.00	-12,487.03
HRA0410	DAH Natural Heritage (0865)	-2,345.88		
RXFR	Transfer (Regular)	0.00	41.25	-2,387.13
HRA0430	DAH-NHC Gas Royal (0865)	-364,369.20		
SDIS	Distribution (Special Fund)	0.00	6,353.44	-370,722.64
HRA0610	State Archives GR 19-5-302	-11,833.44		
WARR	Warrants	1,393.13	0.00	-10,440.31
HSA0000	Dept of Labor & Licensing	0.00		
GDIS	Distribution (General Fund)	0.00	65,507.98	-65,507.98
HSA0100	Dept of Labor & Licensing	-42,116.49		
RXFR	Transfer (Regular)	0.00	0.75	
WARR	Warrants	997.96	0.00	-41,119.28
HSC0000	State Central Services	-15,731,144.73		
CTAX	Claims & Taxes	1.26	0.00	
DXFR	Transfer (Deduction)	0.00	16,461,800.42	
RXFR	Transfer (Regular)	0.00	6,808.40	
SDIS	Distribution (Special Fund)	0.00	593,300.16	
SPEC	Special Reversing Entry	2,171.15	0.00	-32,790,881.30
HSC0200	State Central Services House	-389,594.52		
RXFR	Transfer (Regular)	0.00	7.50	-389,602.02
HSC0500	State Central Svcs Senate	-443,684.00		
RXFR	Transfer (Regular)	0.00	112.50	
WARR	Warrants	199.16	0.00	-443,597.34
HSC0900	St Cent Serv-Legislative Audit	-972,313.23		
RXFR	Transfer (Regular)	0.00	1,968.75	
WARR	Warrants	1,458.97	0.00	-972,823.01
HSC1100	State Central Svcs Leg Council	-398,980.31		
RXFR	Transfer (Regular)	0.00	163.37	
WARR	Warrants	2,561.39	0.00	-396,582.29

Fund Transaction by Type

Start Date:12/31/19 End Date:12/31/19

Fund	Fund Description	Beginning Balance	Ending Balance	
Type	Type Description	Debits	Credits	
HSC1200	State Central Svcs Leg Council	-151,519.04		
WARR	Warrants	1,575.54	0.00	
				-149,943.50
HSC1400	State Ctl Svc Gov Mansion Co	-125,483.13		
RXFR	Transfer (Regular)	0.00	15.00	
WARR	Warrants	621.72	0.00	
				-124,876.41
HSC1800	State Central Svcs Appeals	-439,178.74		
RXFR	Transfer (Regular)	0.00	1.50	
WARR	Warrants	1,162.76	0.00	
				-438,017.48
HSC2300	AOC Judicial	-818,159.57		
RXFR	Transfer (Regular)	0.00	7.50	
WARR	Warrants	3,794.82	0.00	
				-814,372.25
HSC2800	Prosecuting Coordinator	-113,720.06		
RXFR	Transfer (Regular)	0.00	3.75	
				-113,723.81
HSC3001	DFA Revenue Division Operati	-2,086,127.90		
RCPT	Receipt	0.00	287.00	
RXFR	Transfer (Regular)	251.09	51,693.39	
SDIS	Distribution (Special Fund)	0.00	592,430.81	
SPEC	Special Reversing Entry	36,032.78	0.00	
WARR	Warrants	44,138.30	0.00	
				-2,650,116.93
HSC3200	AR Supreme Court	-168,998.24		
RXFR	Transfer (Regular)	0.00	436.25	
WARR	Warrants	6,946.59	0.00	
				-162,487.90
HSC3400	St Centl Serv-Gov Office-(034)	-148,890.66		
RXFR	Transfer (Regular)	0.00	83.25	
				-148,973.91
HSC3600	Claims Commission	-76,535.72		
WARR	Warrants	440.09	0.00	
				-76,095.63
HSC3701	PDC Trial Officers	-748,077.26		
WARR	Warrants	20.00	0.00	
				-748,057.26
HSC3702	PDC User Fees	-3,389,521.81		
SDIS	Distribution (Special Fund)	0.00	48.45	
WARR	Warrants	4,326.84	0.00	
				-3,385,243.42
HSC3704	PDC Administration	-87,227.26		
WARR	Warrants	3,564.00	0.00	
				-83,663.26
HSC5100	Lt Governors Office	-74,363.20		
WARR	Warrants	7,761.93	0.00	
				-66,601.27
HSC5300	Attorney General	-285,932.84		
WARR	Warrants	8,607.77	0.00	

Fund Transaction by Type

Start Date:12/31/19 End Date:12/31/19

Fund	Fund Description	Beginning Balance		Ending Balance
Type	Type Description	Debits	Credits	
				-277,325.07
HSC5900	Auditor of the State	-1,886,994.11		
WARR	Warrants	971,547.38	0.00	
				-915,446.73
HSC6000	Land Department	-98,867.68		
WARR	Warrants	1,017.20	0.00	
				-97,850.48
HSC6101	St Cent Serv-DFA Adm Srvs-(6	-1,195,321.29		
WARR	Warrants	314.99	0.00	
				-1,195,006.30
HSC6102	DFA Management Services IT	-1,220,338.61		
RXFR	Transfer (Regular)	0.00	260.00	
WARR	Warrants	17,301.93	0.00	
				-1,203,296.68
HSC6300	Secretary of the State	-1,861,543.88		
RXFR	Transfer (Regular)	0.00	12.75	
WARR	Warrants	4,342.79	0.00	
				-1,857,213.84
HSC6900	Treasurer of the State	-185,136.64		
RXFR	Transfer (Regular)	0.00	159.25	
				-185,295.89
HSC9090	Internal Audit Oper	-49,247.71		
WARR	Warrants	266.62	0.00	
				-48,981.09
HUA0000	Miscellaneous Agencies	-3,080,175.46		
GDIS	Distribution (General Fund)	0.00	5,884,568.09	
				-8,964,743.55
HUA0112	Prostate Cancer Foundation	0.00		
RXFR	Transfer (Regular)	1.51	372.45	
SDIS	Distribution (Special Fund)	0.00	10,274.16	
SPEC	Special Reversing Entry	372.45	1.51	
				-10,274.16
HUA0229	AR Fair Housing Commission	-19,660.76		
RXFR	Transfer (Regular)	0.00	92.75	
				-19,753.51
HUA0600	Waterways Commission Oper:	-20,901.00		
WARR	Warrants	494.08	0.00	
				-20,406.92
HUA1100	Spinal Cord Commission	-89,442.91		
WARR	Warrants	498.51	0.00	
				-88,944.40
HUA2201	DVA Veterans Services	-5,244.17		
WARR	Warrants	35.00	0.00	
				-5,209.17
HUA2203	DVA Veterans Cemetery	-5,709.67		
WARR	Warrants	669.84	0.00	
				-5,039.83
HUA3100	Racing Commission	-102,576.02		
WARR	Warrants	6,971.45	0.00	
				-95,604.57

Fund Transaction by Type

Start Date:12/31/19 End Date:12/31/19

Fund	Fund Description	Beginning Balance		Ending Balance
Type	Type Description	Debits	Credits	
HUA3200	Parole Board	-179,766.58		
WARR	Warrants	641.07	0.00	
				-179,125.51
HUA3700	ACL CLEST	-254,337.46		
WARR	Warrants	11,268.11	0.00	
				-243,069.35
HUA3800	ACL GR Operations	-236,564.87		
RCPT	Receipt	0.00	8,109.50	
SDIS	Distribution (Special Fund)	0.00	123,645.37	
SPEC	Special Reversing Entry	8,109.50	0.00	
WARR	Warrants	5,440.68	0.00	
				-354,769.56
HUA4080	ADEM 100% State M&R	-4,486.63		
RXFR	Transfer (Regular)	0.00	210.00	
				-4,696.63
HUA4400	Geology Department	-78,973.68		
WARR	Warrants	1,382.16	0.00	
				-77,591.52
HUA4800	ASWCC General Revenue	-120,428.59		
WARR	Warrants	355.70	0.00	
				-120,072.89
HUA5000	Ins Dept PECD Administration	-19,652.27		
WARR	Warrants	791.70	0.00	
				-18,860.57
HUA5100	OMIG-State (0035)	-3,564.67		
WARR	Warrants	32.21	0.00	
				-3,532.46
HUAWIN	AEDM AWIN Operations	-36,661.31		
WARR	Warrants	6,724.52	0.00	
				-29,936.79
JAA0000	Public School Fund	-116,523,552.81		
GDIS	Distribution (General Fund)	0.00	209,235,400.41	
RXFR	Transfer (Regular)	0.00	44,579,346.94	
				-370,338,300.16
JAA1002	PSF-Misc Programs-(500)	-11,245,042.01		
RXFR	Transfer (Regular)	35,057.43	0.00	
WARR	Warrants	1,079.20	0.00	
				-11,208,905.38
JAA1006	Public School Teachers Salary	0.00		
RXFR	Transfer (Regular)	0.00	135.87	
SDIS	Distribution (Special Fund)	0.00	134,438.62	
SPEC	Special Reversing Entry	135.87	0.00	
				-134,438.62
JAA1009	ADE Education Renewal Zone:	-784,850.63		
WARR	Warrants	13.24	0.00	
				-784,837.39
JAA1011	PS AR Better Chance	-2,560,223.47		
WARR	Warrants	333,914.25	0.00	
				-2,226,309.22
JSL0000	State Library	-114,437.83		

Fund Transaction by Type

Start Date:12/31/19 End Date:12/31/19

Fund	Fund Description	Beginning Balance		Ending Balance
Type	Type Description	Debits	Credits	
GDIS	Distribution (General Fund)	0.00	493,230.90	
WARR	Warrants	13,201.00	0.00	
				-594,467.73
JWE0000	Public Sch-Career Ed	0.00		
GDIS	Distribution (General Fund)	0.00	3,114,522.70	
				-3,114,522.70
MAA0000	Area Agencies on Aging	-12,299.18		
RXFR	Transfer (Regular)	0.00	10.00	
				-12,309.18
MAB0100	State Athletic Comm-Operatio	-143,844.26		
RCPT	Receipt	0.00	50.00	
				-143,894.26
MAE0000	ADEQ Abandoned Mine Reclai	-993,509.82		
RCPT	Receipt	0.00	63,392.13	
				-1,056,901.95
MBC0000	ADH Breast Cancer	-6,781,778.09		
RXFR	Transfer (Regular)	31,824.18	9,605.50	
SDIS	Distribution (Special Fund)	0.00	260,713.68	
SPEC	Special Reversing Entry	9,605.50	38.85	
				-7,010,706.44
MBR0100	Breast Cancer Research	0.00		
RXFR	Transfer (Regular)	10.84	2,680.70	
SDIS	Distribution (Special Fund)	0.00	72,896.12	
SPEC	Special Reversing Entry	2,680.70	10.84	
				-72,896.12
MBR0200	UAMS S Komen Plate (0150)	0.00		
RXFR	Transfer (Regular)	0.00	425.00	
SDIS	Distribution (Special Fund)	0.00	10,634.77	
SPEC	Special Reversing Entry	425.00	0.00	
				-10,634.77
MCE0000	Child Support Enforcement	0.00		
GDIS	Distribution (General Fund)	0.00	1,265,125.41	
				-1,265,125.41
MCE0100	Child Support Enforcement	-2,611,959.41		
RXFR	Transfer (Regular)	0.00	0.75	
WARR	Warrants	331,270.68	0.00	
				-2,280,689.48
MCF0000	Constitutional Officers	-11,599,286.08		
CTAX	Claims & Taxes	0.60	0.00	
DXFR	Transfer (Deduction)	0.00	7,838,952.58	
RXFR	Transfer (Regular)	0.00	4,707.63	
SDIS	Distribution (Special Fund)	0.00	93,349.21	
SPEC	Special Reversing Entry	3,407.00	0.00	
				-19,532,887.90
MCF0200	Constitutional Officers House	-1,217,104.56		
WARR	Warrants	2,335.42	0.00	
				-1,214,769.14
MCF0500	Constitutional Officers Senate	-1,825,551.70		
WARR	Warrants	170.32	0.00	
				-1,825,381.38

Fund Transaction by Type

Start Date:12/31/19 End Date:12/31/19

Fund	Fund Description	Beginning Balance	Ending Balance	
Type	Type Description	Debits	Credits	
MCF5900	Constl Officers-Auditor Of St-	-1,608,660.25		
RCPT	Receipt	0.00	146.57	
WARR	Warrants	9,066.44	0.00	
				-1,599,740.38
MCF5901	Const Off-Auditor Unapp (005)	-2,794,937.40		
WARR	Warrants	2,011,894.01	0.00	
				-783,043.39
MCJ0000	County Jail Reimbursement	0.00		
GDIS	Distribution (General Fund)	0.00	1,779,548.60	
				-1,779,548.60
MCJ0480	County Jail Reimburse ADC	-362,537.34		
WARR	Warrants	56,100.00	0.00	
				-306,437.34
MCJ0485	County Jail Reimburse ADCC	-8,790.00		
WARR	Warrants	60.00	0.00	
				-8,730.00
MCJHOLD	County Jail Reimb Hold (0480)	0.00		
RXFR	Transfer (Regular)	0.00	4,500,000.00	
				-4,500,000.00
MCR0200	AOC Court Report (0023)	-9,380.97		
WARR	Warrants	566.20	0.00	
				-8,814.77
MCV0000	Co Voting Sys Grant Act 1189/	-8,069,636.54		
SDIS	Distribution (Special Fund)	0.00	75,835.88	
				-8,145,472.42
MDA0100	Drug/Alcohol Abuse Prev/Trea	-1,131,645.82		
RCPT	Receipt	0.00	43,963.90	
SDIS	Distribution (Special Fund)	0.00	3,585.07	
				-1,179,194.79
MEE0000	Environmental Ed Fund	-152,500.09		
RCPT	Receipt	0.00	2,300.00	
WARR	Warrants	412.41	0.00	
				-154,387.68
MEM0000	Emergency Med Svcs (0645)	-120,922.33		
SDIS	Distribution (Special Fund)	0.00	1,201.09	
				-122,123.42
MER0100	Computer & Elec Recycling-O	-222,530.41		
RXFR	Transfer (Regular)	0.00	7,825.25	
				-230,355.66
MFP0100	Fire Protection Lic Board-Ope	-436,252.34		
RCPT	Receipt	0.00	3,853.00	
				-440,105.34
MHC0100	Div Information System Revol	-11,867,338.50		
RCPT	Receipt	0.00	26,962.95	
RXFR	Transfer (Regular)	0.00	225.00	
WARR	Warrants	32,884.90	0.00	
				-11,861,641.55
MHC0400	DIS E-RATE REIMBURSEMEN	-340,241.49		
RXFR	Transfer (Regular)	9,552.24	0.00	
				-330,689.25

Fund Transaction by Type

Start Date:12/31/19 End Date:12/31/19

Fund	Fund Description	Beginning Balance		Ending Balance
Type	Type Description	Debits	Credits	
MHF0000	Health Facility Svc Revolving	-1,436,777.80		
RCPT	Receipt	0.00	27,329.00	
SDIS	Distribution (Special Fund)	0.00	220,933.61	
SPEC	Special Reversing Entry	27,329.00	0.00	
				-1,657,711.41
MHI0101	Health Infor Tech 19-5-1244	-3,355,289.32		
RCPT	Receipt	0.00	33,428.00	
SDIS	Distribution (Special Fund)	0.00	89,503.85	
SPEC	Special Reversing Entry	33,428.00	0.00	
				-3,444,793.17
MJA0000	Crime Information System	0.00		
GDIS	Distribution (General Fund)	0.00	366,322.95	
				-366,322.95
MJA0100	Crime Information System	-3,036,408.91		
RCPT	Receipt	0.00	3,014.81	
SDIS	Distribution (Special Fund)	0.00	220,306.88	
SPEC	Special Reversing Entry	1,358.40	0.00	
WARR	Warrants	18,820.80	0.00	
				-3,239,551.40
MJF0100	Judicial Fine Coll Enhance Op	-1,945,745.99		
RCPT	Receipt	0.00	1,875.00	
WARR	Warrants	133.49	0.00	
				-1,947,487.50
MJU0000	Co Juror Reimburse Act 923/1'	-130,339.70		
WARR	Warrants	14,025.00	0.00	
				-116,314.70
MLC0000	County Aid Fund	-181,271.69		
4LHC	Four Lane Highway Constructio	0.00	3,837,585.47	
GDIS	Distribution (General Fund)	0.00	1,893,954.36	
HDIS	Distribution (Highway Fund)	0.00	7,874,537.00	
HSDIS	Highway Severance Distribution	0.00	156,347.50	
WFDIS	Wholesale FuelTax Distribution	0.00	1,128,160.68	
				-15,071,856.70
MLC0200	County Aid Fund-Sp-(074)	-1,079,654.17		
CTAX	Claims & Taxes	59.75	0.00	
RXFR	Transfer (Regular)	38,720.92	184,847.11	
SDIS	Distribution (Special Fund)	0.00	474,978.92	
SPEC	Special Reversing Entry	176,194.32	37,341.50	
WARR	Warrants	508.75	0.00	
				-1,561,337.96
MLC0600	County Casino Revenue (0074)	0.00		
RXFR	Transfer (Regular)	0.00	395,931.70	
				-395,931.70
MLM0000	Municipal Aid	-181,271.69		
4LHC	Four Lane Highway Constructio	0.00	3,837,585.46	
GDIS	Distribution (General Fund)	0.00	2,764,933.84	
HDIS	Distribution (Highway Fund)	0.00	7,874,537.00	
HSDIS	Highway Severance Distribution	0.00	156,347.49	
WFDIS	Wholesale FuelTax Distribution	0.00	1,128,160.68	
				-15,942,836.16
MLM0200	Municipal Aid Highway Revent	-71,412.40		

Fund Transaction by Type

Start Date:12/31/19 End Date:12/31/19

Fund	Fund Description	Beginning Balance		Ending Balance
Type	Type Description	Debits	Credits	
CTAX	Claims & Taxes	57.89	0.00	
SDIS	Distribution (Special Fund)	0.00	2,530.85	
				-73,885.36
MLM0600	Municipal Casino Revenue (00	0.00		
RXFR	Transfer (Regular)	0.00	965,083.52	
				-965,083.52
MLS0100	Dept Labor & Lic Spec Boiler	-757,971.56		
RCPT	Receipt	0.00	9,873.00	
SDIS	Distribution (Special Fund)	0.00	69,309.78	
SPEC	Special Reversing Entry	9,873.00	0.00	
				-827,281.34
MLS0200	Dept Labor & Lic Elec Examin	-692,051.81		
RCPT	Receipt	0.00	2,620.00	
SDIS	Distribution (Special Fund)	0.00	25,065.37	
SPEC	Special Reversing Entry	2,620.00	0.00	
				-717,117.18
MLS0300	Dept Labor & Licensing Speci	-1,368,607.54		
RCPT	Receipt	0.00	6,400.00	
SDIS	Distribution (Special Fund)	0.00	20,556.36	
SPEC	Special Reversing Entry	6,400.00	0.00	
				-1,389,163.90
MMA9911	Disaster Assist (0620)	-87,534.66		
WARR	Warrants	1,466.35	0.00	
				-86,068.31
MMD0100	AOC Trial Ct Adm (0023)	-1,425,889.79		
WARR	Warrants	705.64	0.00	
				-1,425,184.15
MMT0200	Massage Therapy (0645)	-242,199.26		
RCPT	Receipt	0.00	155.00	
RXFR	Transfer (Regular)	54.79	0.00	
SDIS	Distribution (Special Fund)	0.00	11,695.86	
SPEC	Special Reversing Entry	155.00	0.00	
				-253,840.33
MMV0000	Motor Vehicle Acquisition	0.00		
GDIS	Distribution (General Fund)	0.00	292,310.59	
				-292,310.59
MMV0200	Motor Vehicle Acquisition M&F	-965,321.95		
RXFR	Transfer (Regular)	0.00	6,131.25	
				-971,453.20
MMV1J00	MVAR-150 UAMS	-35,048.00		
WARR	Warrants	20,360.00	0.00	
				-14,688.00
MNU0000	Umilical Cord Blood 777/09	-2.00		
RXFR	Transfer (Regular)	0.00	6.00	
				-8.00
MPH0001	Property Sales Holdg	-885,076.50		
RCPT	Receipt	0.00	52,358.79	
				-937,435.29
MPH0101	Property Sales Holdg	-232,407.49		
WARR	Warrants	950.70	0.00	

Fund Transaction by Type

Start Date:12/31/19 End Date:12/31/19

Fund	Fund Description	Beginning Balance		Ending Balance
Type	Type Description	Debits	Credits	
				-231,456.79
MPH0200	Property Sales Holding	-188,331.43		
RXFR	Transfer (Regular)	96,826.14	0.00	
				-91,505.29
MPL0645	Lead Based Paint Haz (0645)	-336,225.92		
SDIS	Distribution (Special Fund)	0.00	1,329.07	
				-337,554.99
MPT0200	AR Parks & Trsm-Outdoor Grn	-4,719,914.03		
RXFR	Transfer (Regular)	286.44	29,901.52	
SDIS	Distribution (Special Fund)	0.00	308,324.58	
SPEC	Special Reversing Entry	29,901.52	286.44	
				-5,028,238.61
MRD0000	RainyDay Act 1084/2017	-21,342,608.26		
GDIS	Distribution (General Fund)	0.00	1,547,051.48	
RXFR	Transfer (Regular)	4,500,000.00	0.00	
				-18,389,659.74
MTA0201	Misc Revl-Widow/Depnd Chldr	-497,090.11		
CTAX	Claims & Taxes	0.00	12,883.32	
RXFR	Transfer (Regular)	0.00	26,085.91	
WARR	Warrants	6,350.00	0.00	
				-529,709.34
MTA0300	DFA-Miscellaneous Revl-Reve	-133,686.72		
CTAX	Claims & Taxes	0.00	2,398.32	
				-136,085.04
MTA0301	Sales/Use Tax Refunds (0630)	-10,301,033.93		
RXFR	Transfer (Regular)	0.00	22,303.99	
WARR	Warrants	175,376.78	0.00	
				-10,147,961.14
MTA0302	Motor Fuel Tax Ref (0630)	-277,243.87		
WARR	Warrants	47,493.42	0.00	
				-229,750.45
MTA0307	Severance Tax Refunds (0630)	-6,524.89		
RXFR	Transfer (Regular)	0.00	14,016.10	
				-20,540.99
MTA0322	Misc Revol RET Tx/AdVal (063	-13,625.90		
RXFR	Transfer (Regular)	0.00	4,065.60	
				-17,691.50
MTA03DS	Misc Revolv DrvSvcs (0630)	-114,072.17		
RXFR	Transfer (Regular)	28.00	0.00	
				-114,044.17
MTA03MV	MiscRevolv MotorVeh (0630)	-1,252,973.83		
RXFR	Transfer (Regular)	0.00	8,308.59	
WARR	Warrants	4,630.88	0.00	
				-1,256,651.54
MTA0401	Misc Revl-Ins Dept-Pub Sch Cl	-414,326.19		
WARR	Warrants	49.26	0.00	
				-414,276.93
MTA0404	Misc Revl-Ins Dept-Overpayme	-1,480,313.81		
SDIS	Distribution (Special Fund)	1,594.89	0.00	
WARR	Warrants	300.00	0.00	

Fund Transaction by Type

Start Date:12/31/19 End Date:12/31/19

Fund	Fund Description	Beginning Balance		Ending Balance
Type	Type Description	Debits	Credits	
				-1,478,418.92
MTA6300	Misc Rev-Corp Fees & Tax Ref	-43,861.08		
WARR	Warrants	551.34	0.00	
				-43,309.74
MWF0000	COUNTY ROAD CONST & MAI	0.00		
RXFR	Transfer (Regular)	1,439.17	1,439.17	
				0.00
MWH0200	ADEM Federal Surplus 1187/09	-556,365.63		
WARR	Warrants	159.84	0.00	
				-556,205.79
MWJ0101	DFA Build Auth Admin (615)	-9,396,337.50		
RCPT	Receipt	0.00	185,911.82	
RXFR	Transfer (Regular)	200,000.00	0.00	
WARR	Warrants	1,468.40	0.00	
				-9,380,780.92
MWJ0301	Critical Maintenance (615)	-7,775,199.84		
RXFR	Transfer (Regular)	0.00	200,000.00	
WARR	Warrants	4,500.00	0.00	
				-7,970,699.84
MWS0000	Workforce Services § 19-5-123	-905.95		
GDIS	Distribution (General Fund)	0.00	376,577.89	
				-377,483.84
MWW0000	Wastwater Licensing	-565,252.00		
RCPT	Receipt	0.00	1,910.00	
				-567,162.00
NAC0700	AOC Statewide Software Licer	-8,097.25		
WARR	Warrants	880.00	0.00	
				-7,217.25
NAD0000	Agri Cash Operations (0400)	-1,172,645.49		
WARR	Warrants	3,818.90	0.00	
				-1,168,826.59
NBE0000	Barber Examiners Bd 50/09	-281,305.90		
WARR	Warrants	46.20	0.00	
				-281,259.70
NBP0000	Psychology Bd Operations Cl	-638,529.53		
RCPT	Receipt	0.00	260.00	
WARR	Warrants	200.00	0.00	
				-638,589.53
NCH0000	Chiropractic Exam Brd (0265)	-629,216.50		
RCPT	Receipt	0.00	16,200.00	
				-645,416.50
NCR0000	Racing Comm Casino Holding	0.00		
RXFR	Transfer (Regular)	0.00	866,100.59	
				-866,100.59
NDB0000	Dental Board-Cash in Treas	-2,336,997.33		
RXFR	Transfer (Regular)	0.00	153.75	
WARR	Warrants	300.00	0.00	
				-2,336,851.08
NDC0200	ADC Inmate Welfare	-8,806,752.69		
WARR	Warrants	446.56	0.00	

Fund Transaction by Type

Start Date:12/31/19 End Date:12/31/19

Fund	Fund Description	Beginning Balance		Ending Balance
Type	Type Description	Debits	Credits	
				-8,806,306.13
NDC0300	ADC Work Release	-8,994,114.11		
RXFR	Transfer (Regular)	0.00	1,894.50	
WARR	Warrants	5,269.93	0.00	
				-8,990,738.68
NDL0000	Dietetics Lic. Brd Oper. Cash	-270,652.38		
RCPT	Receipt	0.00	75.00	
SDIS	Distribution (Special Fund)	0.00	0.00	
WARR	Warrants	68.82	0.00	
				-270,658.56
NDW0001	Labor-Wage/Hour-Int Treas	-129,070.41		
RCPT	Receipt	0.00	3,694.35	
				-132,764.76
NED0006	ADE-Medicaid-Int Treas	-712,098.49		
RXFR	Transfer (Regular)	701,304.24	0.00	
				-10,794.25
NED0013	Pro Lic Standards Brd (0500)	-1,457,884.20		
WARR	Warrants	206.72	0.00	
				-1,457,677.48
NED0018	Computer Science (0500)	-27,450.63		
WARR	Warrants	4,600.00	0.00	
				-22,850.63
NEQ0100	Energy Efficien Ark Prog Cash	-1,020,739.20		
WARR	Warrants	900.00	0.00	
				-1,019,839.20
NES0000	PELS Treasury Pay	-1,204,681.88		
RCPT	Receipt	0.00	21,725.00	
				-1,226,406.88
NET0002	ETV-Cmty Serv Grnt A-Int Trea	-1,449,354.10		
WARR	Warrants	571.79	0.00	
				-1,448,782.31
NFA0107	T/SS OSP Vendor Fees	-443,765.52		
WARR	Warrants	44.00	0.00	
				-443,721.52
NLC0000	Contractor's Lic Brd (0224)	-1,709,828.48		
WARR	Warrants	183.99	0.00	
				-1,709,644.49
NLT0000	Special Training - Cash (0950)	-163,660.78		
WARR	Warrants	678.57	0.00	
				-162,982.21
NMD0001	Military-Oprs-Int Treas	-866,006.04		
RCPT	Receipt	0.00	19,940.00	
				-885,946.04
NMD0012	Camp Robinson Trafc Crt (097)	-13,119.86		
RCPT	Receipt	0.00	175.00	
				-13,294.86
NMV0000	MV Special Plates State (0630)	-84,252.45		
RXFR	Transfer (Regular)	0.00	4,253.39	
				-88,505.84
NMV0001	MVSpecial PlatesNonState (06	-106,281.19		

Fund Transaction by Type

Start Date:12/31/19 End Date:12/31/19

Fund	Fund Description	Beginning Balance		Ending Balance
Type	Type Description	Debits	Credits	
RXFR	Transfer (Regular)	0.00	6,082.04	
				-112,363.23
NMV0002	IRP Refunds (0630)	-5,887,391.47		
RXFR	Transfer (Regular)	0.00	31,129.02	
				-5,918,520.49
NNH0320	Ark Cmtve-Trapnall H (0865)	-74,882.85		
RCPT	Receipt	0.00	500.00	
				-75,382.85
NNH0340	Ark Cmtve-Gift Shop (0865)	-793.47		
WARR	Warrants	519.00	0.00	
				-274.47
NNH0440	DAH-AHPP Cash/Treas (0865)	-343,549.81		
RCPT	Receipt	0.00	2,751.86	
				-346,301.67
NNH0510	Ntl Hrtg-Stewardship (0865)	-699,767.84		
RCPT	Receipt	0.00	13,834.40	
				-713,602.24
NNH0530	Ntl Hrtg-Oprs (0865)	-62,065.53		
RCPT	Receipt	0.00	5,200.00	
				-67,265.53
NNH0630	ATR-Oprs (0865)	-4,690.34		
WARR	Warrants	60.00	0.00	
				-4,630.34
NNH0710	DAH-St Archives Cash (0865)	-44,160.90		
RCPT	Receipt	0.00	55.75	
				-44,216.65
NNH0910	DAH Mos Tmplr Cash (0865)	-37,361.77		
RCPT	Receipt	0.00	685.00	
				-38,046.77
NPB0000	Pharmacy Ckg-Int Treas	-2,785,168.38		
RCPT	Receipt	0.00	99,036.50	
WARR	Warrants	1,744.00	0.00	
				-2,882,460.88
NPT0104	PT-Sweep-Int Treas	-9,341,967.26		
RCPT	Receipt	0.00	327.05	
RXFR	Transfer (Regular)	1,046.40	8,032.82	
WARR	Warrants	6,931.39	0.00	
				-9,342,349.34
NPT0204	War Memorial Cash (0900)	-313,979.73		
RXFR	Transfer (Regular)	0.00	716.25	
WARR	Warrants	10,054.83	0.00	
				-304,641.15
NRC0000	RACING LIC APPL (0631)	-734,521.26		
RCPT	Receipt	0.00	210.00	
				-734,731.26
NRE0001	Real Estate-Int Treas	-1,457,541.97		
WARR	Warrants	7,185.97	0.00	
				-1,450,356.00
NSP0600	ADFA BOND LOAN FOR CONS	-140,200.68		
WARR	Warrants	111.23	0.00	

Fund Transaction by Type

Start Date:12/31/19 End Date:12/31/19

Fund	Fund Description	Beginning Balance		Ending Balance
Type	Type Description	Debits	Credits	
				-140,089.45
NST0901	AEDC-AR Mfg Ext Ntwk (790)	-1,276,622.01		
WARR	Warrants	12,090.29	0.00	
				-1,264,531.72
NVA0000	DVA Cash in Treasury	-445,585.25		
WARR	Warrants	7,839.83	0.00	
				-437,745.42
NVA0900	ADVA STATE VET HOME AT NI	-167,509.75		
RXFR	Transfer (Regular)	0.00	3.50	
WARR	Warrants	23,895.81	0.00	
				-143,617.44
NWS0200	Pymts Contr/Vendors TAA 081	-95,388.81		
WARR	Warrants	8,641.62	0.00	
				-86,747.19
PAYROLL	Statewide Payroll Paying Acct	-828,148.60		
WARR	Warrants	14,927.10	0.00	
				-813,221.50
PER0100	Educ Rehab Paying-Fed Admi	-19,823.90		
WARR	Warrants	158.76	0.00	
				-19,665.14
PER0200	Educ Rehab Paying-Prch Serv	-253,747.21		
RXFR	Transfer (Regular)	100,000.00	180.24	
WARR	Warrants	42,114.31	0.00	
				-111,813.14
PER0300	Educ Rehab Paying-Grants	-383,239.21		
RXFR	Transfer (Regular)	0.00	100,000.00	
WARR	Warrants	43,599.73	0.00	
				-439,639.48
PER0500	Educ Rehab Paying-Grants	-84,099.68		
WARR	Warrants	14,001.12	0.00	
				-70,098.56
PHD0000	Health Oper § 19-5-104	-1,758,263.32		
RCPT	Receipt	0.00	1,501,996.18	
RXFR	Transfer (Regular)	0.00	353,253.85	
WARR	Warrants	309,267.94	0.00	
				-3,304,245.41
PMB0100	State Medical Bd Payroll	-104,316.43		
RCPT	Receipt	0.00	500,000.00	
				-604,316.43
PTA7000	DPSQA Tobacco Settlement (0	-16,995.07		
RCPT	Receipt	0.00	120.96	
				-17,116.03
PWD7600	DHS-Delay Grnts-AFDC	-111,577.54		
WARR	Warrants	255,985.36	0.00	
				144,407.82
PWD7700	DHS-Nrs Hm Vndr Payments	-8,267,519.77		
RXFR	Transfer (Regular)	0.00	2,145,350.20	
				-10,412,869.97
PWD8600	DHS-Hosp/Med Vendor	-8,864,071.41		
RCPT	Receipt	0.00	1,717,683.79	

Fund Transaction by Type

Start Date:12/31/19 End Date:12/31/19

Fund	Fund Description	Beginning Balance		Ending Balance
Type	Type Description	Debits	Credits	
RXFR	Transfer (Regular)	0.00	736,361.67	
				-11,318,116.87
PWD8700	DHS-Med Assist Prg Admin	-8,925,794.98		
RCPT	Receipt	0.00	229,139.70	
RXFR	Transfer (Regular)	0.00	330.94	
WARR	Warrants	469.20	0.00	
				-9,154,796.42
PWD8900	DHS-Med Assist Prg Peer Rev	-36,794,697.38		
RCPT	Receipt	0.00	259,987.19	
				-37,054,684.57
PWD9400	DHS-Lng Trm Care Prof Contrs	-708,354.08		
RCPT	Receipt	0.00	50,697.39	
WARR	Warrants	1,928.16	0.00	
				-757,123.31
PWE5300	Mental Hlth Grants (0710)	-1,054,359.57		
RXFR	Transfer (Regular)	0.00	112,990.11	
WARR	Warrants	131,045.71	0.00	
				-1,036,303.97
PWE9000	DHS Family Preservation	-423,303.68		
RCPT	Receipt	0.00	6,601.00	
WARR	Warrants	6,600.00	0.00	
				-423,304.68
PWE9100	DHS DCF IV E Foster Care	-2,949,041.21		
RCPT	Receipt	0.00	133,737.52	
WARR	Warrants	124,265.40	0.00	
				-2,958,513.33
PWE9300	DHS DCF Child Care Cost	-5,641,909.05		
RCPT	Receipt	0.00	33,459.98	
WARR	Warrants	363.37	0.00	
				-5,675,005.66
PWE9400	DHS Food Stamps	-74,821.61		
WARR	Warrants	155.14	0.00	
				-74,666.47
PWE9700	DHS-Comm Dev Blk Grants-(7	-728,537.67		
RCPT	Receipt	0.00	35,506.64	
WARR	Warrants	177,986.14	0.00	
				-586,058.17
PWP0100	Dept of Human Svcs-DDS St O	-21,804.44		
RCPT	Receipt	0.00	29,163.97	
				-50,968.41
PWP1000	Dept Of Human Svcs-Dir Off Ac	-190,729.72		
RCPT	Receipt	0.00	2,429.78	
RXFR	Transfer (Regular)	50,153.12	254.94	
				-143,261.32
PWP1001	DHS-Sec Off Admin	0.00		
RXFR	Transfer (Regular)	0.00	50,153.12	
				-50,153.12
PWP1200	DHS-Office CLO (0710)	-47,322.16		
RCPT	Receipt	0.00	1,037.70	
				-48,359.86

Fund Transaction by Type

Start Date:12/31/19 End Date:12/31/19

Fund	Fund Description	Beginning Balance	Ending Balance	
Type	Type Description	Debits	Credits	
PWP1300	DHS OFFICE SEC/COMP ADM	-59,197.53		
RCPT	Receipt	0.00	539.20	
				-59,736.73
PWP1500	Dept Of Human Svcs-Chief Co	-1,288,869.18		
RCPT	Receipt	0.00	5,215.63	
				-1,294,084.81
PWP2000	Dept of Human Svcs-Aging Ad	-5,323,765.11		
RCPT	Receipt	0.00	11,339.03	
WARR	Warrants	200.86	0.00	
				-5,334,903.28
PWP2500	Dept of Human Svcs-DCFS Ad	-649,713.03		
RCPT	Receipt	0.00	19,021.89	
RXFR	Transfer (Regular)	0.00	1,088,555.06	
WARR	Warrants	16,319.20	0.00	
				-1,740,970.78
PWP3000	Dept of Human Svcs-DCCECE	-2,110,976.73		
RCPT	Receipt	0.00	17,428.48	
RXFR	Transfer (Regular)	0.00	751.61	
WARR	Warrants	980.11	0.00	
				-2,128,176.71
PWP3500	Dept Of Human Svcs-Mntl Hlth	-4,197,641.54		
RCPT	Receipt	0.00	2,041.45	
RXFR	Transfer (Regular)	0.00	23,239.75	
WARR	Warrants	41,126.62	0.00	
				-4,181,796.12
PWP4000	Dept Of Human Svcs-Medsvcs	-15,768,509.07		
RCPT	Receipt	0.00	13,473.94	
RXFR	Transfer (Regular)	0.00	38,545.44	
WARR	Warrants	679.73	0.00	
				-15,819,848.72
PWP4500	Dept Of Human Svcs-Co Oprs-	-1,894,972.76		
RCPT	Receipt	0.00	131,313.16	
WARR	Warrants	5,750.76	0.00	
				-2,020,535.16
PWP5000	Dept Of Human Svcs-Admin Sr	-1,995,506.53		
RADJ	Receipt Adjustment	0.00	46.88	
RCPT	Receipt	0.00	27,682.49	
RXFR	Transfer (Regular)	0.00	11.34	
				-2,023,247.24
PWP5100	DHS-Office CPO (0710)	-120,330.23		
RADJ	Receipt Adjustment	46.88	0.00	
RCPT	Receipt	0.00	10,321.06	
RXFR	Transfer (Regular)	0.00	19,420.04	
SDIS	Distribution (Special Fund)	0.00	0.00	
SPEC	Special Reversing Entry	0.00	46.88	
				-150,071.33
PWP5200	DHS-Office CIO (0710)	-860,132.05		
RCPT	Receipt	0.00	67,762.24	
RXFR	Transfer (Regular)	0.00	26.42	
WARR	Warrants	346.87	0.00	
				-927,573.84

Fund Transaction by Type

Start Date:12/31/19 End Date:12/31/19

Fund	Fund Description	Beginning Balance		Ending Balance
Type	Type Description	Debits	Credits	
PWP5300	DHS-Office HR (0710)	-259,963.11		
RCPT	Receipt	0.00	9,434.26	
RXFR	Transfer (Regular)	0.00	17,865.55	
				-287,262.92
PWP5500	Dept of Human Svcs-DDS Adm	-3,920,691.85		
RCPT	Receipt	0.00	62,526.81	
RXFR	Transfer (Regular)	0.00	1.25	
WARR	Warrants	35,203.94	0.00	
				-3,948,015.97
PWP7000	Div of Provider Serv&Qual Ass	-269,384.27		
RCPT	Receipt	0.00	20,902.93	
				-290,287.20
PWP7500	Dept of Human Svcs-Vol Admir	-25,725.66		
RCPT	Receipt	0.00	3,409.83	
RXFR	Transfer (Regular)	0.00	10,594.30	
				-39,729.79
PWP8000	Dept Of Human Svcs-Yth Srv P	-602,010.85		
RXFR	Transfer (Regular)	0.00	24,734.52	
WARR	Warrants	313.52	0.00	
				-626,431.85
PWS0000	Temp Emp Asst Svc § 19-5-104	-726,979.01		
RCPT	Receipt	0.00	348,795.40	
WARR	Warrants	62,850.62	0.00	
				-1,012,923.79
PWS0300	New Hire Registry (0810)	-51,846.06		
WARR	Warrants	73.33	0.00	
				-51,772.73
PWS6000	Blind Services Grant	-752,064.80		
WARR	Warrants	390.69	0.00	
				-751,674.11
PWS6500	Blind Services Oper	-1,758,776.13		
WARR	Warrants	1,132.33	0.00	
				-1,757,643.80
RRA0000	State Hwy & Transportation	-317,646,379.64		
CTAX	Claims & Taxes	278.82	0.00	
HDIS	Distribution (Highway Fund)	0.00	36,747,839.35	
HSDIS	Highway Severance Distribution	0.00	729,621.65	
RCPT	Receipt	0.00	9,706,768.51	
RXFR	Transfer (Regular)	3,070,705.12	3,102,696.18	
SDIS	Distribution (Special Fund)	0.00	1,443,190.61	
SPEC	Special Reversing Entry	6,473,772.99	3,057,131.95	
WARR	Warrants	451,494.89	0.00	
WFDIS	Wholesale FuelTax Distribution	0.00	5,264,749.84	
				-367,702,125.91
RRA4LHC	4 Lane Highway Construction	-792,153,783.38		
4LHC	Four Lane Highway Constructio	0.00	17,908,732.17	
RXFR	Transfer (Regular)	290,425.58	817,819.31	
SPEC	Special Reversing Entry	817,819.31	290,425.58	
				-810,062,515.55
RRB0000	State Aid Road	-15,378,513.51		
RCPT	Receipt	0.00	48,962.38	

Fund Transaction by Type

Start Date:12/31/19 End Date:12/31/19

Fund	Fund Description	Beginning Balance		Ending Balance
Type	Type Description	Debits	Credits	
RXFR	Transfer (Regular)	0.00	120,748.99	
SDIS	Distribution (Special Fund)	0.00	1,894,148.03	
SPEC	Special Reversing Entry	120,748.99	0.00	
				-17,321,623.92
RRC0000	State Aid Street (0090)	-10,345,942.87		
RXFR	Transfer (Regular)	0.00	120,748.99	
SDIS	Distribution (Special Fund)	0.00	1,894,148.03	
SPEC	Special Reversing Entry	120,748.99	0.00	
				-12,240,090.90
SAB0100	AR Motor Vehicle Comm-Oprs	-2,609,770.74		
SDIS	Distribution (Special Fund)	0.00	55,885.14	
WARR	Warrants	211.46	0.00	
				-2,665,444.42
SAC0000	Asbestos Control	-1,271,659.04		
RCPT	Receipt	0.00	4,310.00	
SDIS	Distribution (Special Fund)	0.00	25,316.42	
SPEC	Special Reversing Entry	4,310.00	0.00	
WARR	Warrants	360.00	0.00	
				-1,296,615.46
SAE0200	AR Econ Dev-3.9% Rebate	-2,631,464.00		
LCRT	General Letter of Cert	0.00	1,528,774.00	
				-4,160,238.00
SAH0200	Oil Museum-Oil/Brine	-42,994.74		
RXFR	Transfer (Regular)	261.60	1,370.27	
SDIS	Distribution (Special Fund)	0.00	5,622.29	
SPEC	Special Reversing Entry	1,370.27	261.60	
				-48,617.03
SAT0000	Special Addl Taxes (0630)	-335,046.73		
RXFR	Transfer (Regular)	59,639.50	45,742.09	
				-321,149.32
SBA0100	Keep AR Beautiful-Oprs	-551,996.00		
RXFR	Transfer (Regular)	0.00	67,435.15	
				-619,431.15
SBB0100	Soybean Board-Operations	-4,338,713.56		
RCPT	Receipt	0.00	149,555.42	
RXFR	Transfer (Regular)	149,555.47	149,555.47	
SDIS	Distribution (Special Fund)	0.00	1,146,061.66	
SPEC	Special Reversing Entry	299,110.89	149,555.47	
				-5,484,775.22
SBC0100	AR Beef Council	-137,455.00		
RCPT	Receipt	0.00	169.00	
RXFR	Transfer (Regular)	169.00	169.00	
SDIS	Distribution (Special Fund)	0.00	42,274.71	
SPEC	Special Reversing Entry	84.50	0.00	
WARR	Warrants	108.90	0.00	
				-179,705.31
SBN0100	Ar St Bd of Nursing-Oprs	-4,977,283.53		
SDIS	Distribution (Special Fund)	0.00	355,903.40	
				-5,333,186.93
SBS0000	Boating Safety(080)	0.00		
RXFR	Transfer (Regular)	25,449.39	1,998.01	

Fund Transaction by Type

Start Date:12/31/19 End Date:12/31/19

Fund	Fund Description	Beginning Balance		Ending Balance
Type	Type Description	Debits	Credits	
SDIS	Distribution (Special Fund)	0.00	25,449.39	
SPEC	Special Reversing Entry	1,998.01	0.00	
				0.00
SCB0100	AR Catfish Promotion	-92,710.37		
SDIS	Distribution (Special Fund)	0.00	210.72	
				-92,921.09
SCE0000	St Crime Lab Equip-Special	-509,817.48		
SDIS	Distribution (Special Fund)	0.00	41,493.43	
				-551,310.91
SCP0000	AR Child Passenger Protection	-298,563.50		
SDIS	Distribution (Special Fund)	0.00	9,255.53	
				-307,819.03
SCS0200	ADHE - PVC Op (0700)	-239,781.28		
SDIS	Distribution (Special Fund)	0.00	3,546.91	
				-243,328.19
SCT0100	DHS-Child Care Opr	-83.96		
SDIS	Distribution (Special Fund)	0.00	4,814.20	
				-4,898.16
SCX0000	Conservation Tax	0.00		
RXFR	Transfer (Regular)	6,825,794.32	213,311.93	
SDIS	Distribution (Special Fund)	0.00	6,743,515.70	
SPEC	Special Reversing Entry	213,311.93	82,278.62	
				0.00
SDA0100	Div of Aeronautics	-7,615,865.61		
RXFR	Transfer (Regular)	0.00	104,332.37	
SDIS	Distribution (Special Fund)	0.00	936,381.28	
SPEC	Special Reversing Entry	104,332.37	0.00	
				-8,552,246.89
SDB0100	Bd Of Dispensing Opticians-O	-252,920.58		
RCPT	Receipt	0.00	1,110.00	
SDIS	Distribution (Special Fund)	0.00	1,092.79	
SPEC	Special Reversing Entry	1,110.00	0.00	
				-254,013.37
SDC0100	Div of Correction Farm	-2,595,757.18		
WARR	Warrants	4,390.56	0.00	
				-2,591,366.62
SDD0100	Div Correction Prison Industry	-1,098,232.09		
RXFR	Transfer (Regular)	0.00	26.25	
SDIS	Distribution (Special Fund)	0.00	683,633.13	
WARR	Warrants	12,809.34	0.00	
				-1,769,082.13
SDF0101	State Forestry 19-6-411	-3,247,047.62		
RCPT	Receipt	0.00	9,146.34	
RXFR	Transfer (Regular)	14,016.10	0.75	
SDIS	Distribution (Special Fund)	0.00	861,946.86	
SPEC	Special Reversing Entry	9,146.34	14,016.10	
WARR	Warrants	4,388.13	0.00	
				-4,104,607.10
SDG0000	Game Protection Fund	-11,794,238.38		
RCPT	Receipt	0.00	538,424.00	

Fund Transaction by Type

Start Date:12/31/19 End Date:12/31/19

Fund	Fund Description	Beginning Balance		Ending Balance
Type	Type Description	Debits	Credits	
RXFR	Transfer (Regular)	0.00	3,043,234.86	
SDIS	Distribution (Special Fund)	0.00	3,862,821.92	
SPEC	Special Reversing Entry	536,756.50	0.00	
WARR	Warrants	123,646.42	0.00	
				-18,578,316.24
SDG0100	GPF-License Plate Fnd	-3,486,004.41		
RXFR	Transfer (Regular)	0.00	2,900.00	
				-3,488,904.41
SDG0700	Game Protection Nature Cntr (-614,461.93		
WARR	Warrants	334.65	0.00	
				-614,127.28
SDG0800	AGFC-Gas Lease (0080(-138,449.28		
RCPT	Receipt	0.00	1,379.98	
SDIS	Distribution (Special Fund)	0.00	7,534.46	
SPEC	Special Reversing Entry	1,379.98	0.00	
				-145,983.74
SDG1000	Hunters Feeding the Hungry	-6,235.56		
RCPT	Receipt	0.00	1,464.00	
				-7,699.56
SDG1201	AGFC Fleet Fund	-419,609.73		
RCPT	Receipt	0.00	80.90	
WARR	Warrants	211,873.90	0.00	
				-207,816.73
SDH4300	Securities Dept-Operations	-2,704,651.04		
RCPT	Receipt	0.00	3,178,180.00	
SDIS	Distribution (Special Fund)	0.00	3,345,744.49	
SPEC	Special Reversing Entry	3,178,180.00	0.00	
WARR	Warrants	66.00	0.00	
				-6,050,329.53
SDI0000	Interpreters Deaf/Hearing Imp	-129,853.40		
SDIS	Distribution (Special Fund)	0.00	3,558.97	
				-133,412.37
SDL0100	Commercial Drivers Lic	-7,862,875.87		
RXFR	Transfer (Regular)	0.00	10,945.90	
SDIS	Distribution (Special Fund)	0.00	474,011.17	
SPEC	Special Reversing Entry	10,945.90	0.00	
				-8,336,887.04
SDL0200	Motor Carr Sys Enh 27-14-602	-152,227.00		
SDIS	Distribution (Special Fund)	0.00	8,423.52	
				-160,650.52
SDN0100	St Crime Lab-DNA Det Oprs	-1,100,842.56		
RCPT	Receipt	0.00	1,095.00	
SDIS	Distribution (Special Fund)	0.00	75,641.23	
SPEC	Special Reversing Entry	1,095.00	0.00	
				-1,176,483.79
SDO0100	Oil & Gas Comm-Operations	-39,418,227.30		
RXFR	Transfer (Regular)	0.00	66.00	
SDIS	Distribution (Special Fund)	0.00	202,602.18	
				-39,620,895.48
SDP0101	Plant Board 19-6-408	-11,923,023.58		

Fund Transaction by Type

Start Date:12/31/19 End Date:12/31/19

Fund	Fund Description	Beginning Balance		Ending Balance
Type	Type Description	Debits	Credits	
SDIS	Distribution (Special Fund)	0.00	1,063.26	
WARR	Warrants	4,464.75	0.00	
				-11,919,622.09
SDP4601	Plant Board Grain Warehouse	-379,081.81		
WARR	Warrants	10.08	0.00	
				-379,071.73
SDT0200	DDS-Storem Pmt-Warren	-61,530.59		
SDIS	Distribution (Special Fund)	0.00	2,476.33	
				-64,006.92
SDV0000	Dom Violence Shelter (0610)	-68,912.13		
SDIS	Distribution (Special Fund)	0.00	3,442.23	
				-72,354.36
SEA0000	Educational Adequacy	0.00		
LCRT	General Letter of Cert	0.00	2,488,093.50	
RXFR	Transfer (Regular)	45,414,578.72	1,392,819.61	
SDIS	Distribution (Special Fund)	0.00	42,416,189.03	
SPEC	Special Reversing Entry	1,392,819.61	510,296.19	
				0.00
SEF0100	ASP Equipment-AFIS System	-8,147,185.15		
RCPT	Receipt	0.00	2,849.90	
SDIS	Distribution (Special Fund)	0.00	255,099.11	
SPEC	Special Reversing Entry	2,093.40	0.00	
WARR	Warrants	15,194.51	0.00	
				-8,387,846.25
SEP0000	Drug/Crime Enf/Pros Act 1086/	-804,406.04		
RCPT	Receipt	0.00	965.00	
SDIS	Distribution (Special Fund)	0.00	87,387.10	
SPEC	Special Reversing Entry	965.00	0.00	
				-891,793.14
SGS0100	Corn Grain Sorghum Bd-Oper:	-942,326.72		
RCPT	Receipt	0.00	8,274.32	
SDIS	Distribution (Special Fund)	0.00	102,162.81	
SPEC	Special Reversing Entry	8,274.32	0.00	
				-1,044,489.53
SHA0000	Dept of Hlth-HVACR	0.00		
RADJ	Receipt Adjustment	1,540.00	0.00	
SDIS	Distribution (Special Fund)	0.00	0.00	
SPEC	Special Reversing Entry	0.00	1,540.00	
				0.00
SHA0200	HVACR Licensing	-359,280.97		
RCPT	Receipt	0.00	11,245.00	
SDIS	Distribution (Special Fund)	0.00	20,320.08	
SPEC	Special Reversing Entry	11,245.00	0.00	
				-379,601.05
SHF0100	DAH Special Director	-3,842,637.03		
RXFR	Transfer (Regular)	0.00	606,916.41	
				-4,449,553.44
SHF0400	DAH Special Old State House	-3,587.84		
WARR	Warrants	1,177.64	0.00	
				-2,410.20

Fund Transaction by Type

Start Date:12/31/19 End Date:12/31/19

Fund	Fund Description	Beginning Balance		Ending Balance
Type	Type Description	Debits	Credits	
SHF0600	DAH Special Natural Heritage	-14,173.03		
WARR	Warrants	800.73	0.00	
				-13,372.30
SHF0700	DAH Special Terr Restoration	-20,686.17		
WARR	Warrants	772.46	0.00	
				-19,913.71
SHK0000	Milk Inspection	-152,577.43		
RXFR	Transfer (Regular)	64.66	0.00	
SDIS	Distribution (Special Fund)	0.00	22,205.13	
				-174,717.90
SHL0000	Plumbers Licensing	-436,783.26		
RCPT	Receipt	0.00	37,075.00	
RXFR	Transfer (Regular)	551.65	0.00	
SDIS	Distribution (Special Fund)	0.00	263,196.23	
SPEC	Special Reversing Entry	37,075.00	0.00	
				-699,427.84
SHM0100	Mfg Home Comm-Operations	-550,309.28		
SDIS	Distribution (Special Fund)	0.00	14,669.05	
				-564,978.33
SHW0000	Haz Waste Permit Fee	-4,072,682.65		
RCPT	Receipt	0.00	11,600.00	
SDIS	Distribution (Special Fund)	0.00	114,378.62	
SPEC	Special Reversing Entry	11,600.00	0.00	
WARR	Warrants	210.77	0.00	
				-4,186,850.50
SIA0101	L/P Equine Infectious Anemia	-532,251.19		
SDIS	Distribution (Special Fund)	0.00	24,706.25	
				-556,957.44
SIB0100	Bank Department-Operations	-19,245,375.95		
RXFR	Transfer (Regular)	0.00	70.00	
SDIS	Distribution (Special Fund)	0.00	787.60	
WARR	Warrants	32,298.02	0.00	
				-19,213,935.53
SIE0000	Investor Education (0410)	-786,463.05		
RCPT	Receipt	0.00	8,000.00	
				-794,463.05
SIL0100	LP Gas Board Oprs	-1,423,243.54		
SDIS	Distribution (Special Fund)	0.00	163,700.20	
WARR	Warrants	385.49	0.00	
				-1,586,558.25
SIP0101	Poultry & Egg Grading 19-6-40	-5,709,688.81		
SDIS	Distribution (Special Fund)	0.00	155,363.67	
				-5,865,052.48
SIS0000	Road/Bridge/ Rep/Maint/Gant	-0.65		
RXFR	Transfer (Regular)	0.00	848.06	
SDIS	Distribution (Special Fund)	0.00	54,858.76	
SPEC	Special Reversing Entry	848.06	0.00	
				-54,859.41
SJP0100	Public Service-Utilities	-7,890,570.80		
RXFR	Transfer (Regular)	0.00	12.75	

Fund Transaction by Type

Start Date:12/31/19 End Date:12/31/19

Fund	Fund Description	Beginning Balance	Ending Balance	
Type	Type Description	Debits	Credits	
				-7,890,583.55
SKL0001	Skills Development	-27,278,757.23		
WARR	Warrants	10,072.50	0.00	
				-27,268,684.73
SLS0000	Beneficiaries of Fallen Law En	-11,380.17		
RXFR	Transfer (Regular)	0.00	18.75	
SDIS	Distribution (Special Fund)	0.00	296.76	
SPEC	Special Reversing Entry	18.75	0.00	
				-11,676.93
SLT0000	LawEnforcementTrngAct372/1	-11,801.87		
RCPT	Receipt	0.00	137.48	
SDIS	Distribution (Special Fund)	0.00	3,173.38	
SPEC	Special Reversing Entry	137.48	0.00	
				-14,975.25
SMF0000	Military Funeral Hon 784/09	-254,218.70		
RXFR	Transfer (Regular)	0.00	100.00	
SDIS	Distribution (Special Fund)	0.00	3,139.56	
SPEC	Special Reversing Entry	100.00	0.00	
				-257,358.26
SMH0100	ADEM-Special Rev Fee	-586,479.80		
SDIS	Distribution (Special Fund)	0.00	295.35	
				-586,775.15
SMI0000	MImplementOperation (0620)	-2,620,375.44		
RCPT	Receipt	0.00	2,350.00	
SDIS	Distribution (Special Fund)	0.00	860,737.19	
SPEC	Special Reversing Entry	2,350.00	0.00	
				-3,481,112.63
SMI0100	AMMA Refund Holding (0625)	-694,046.25		
SDIS	Distribution (Special Fund)	21,802.50	0.00	
				-672,243.75
SML0000	Domestic Peace	-80.00		
SDIS	Distribution (Special Fund)	0.00	23,510.02	
				-23,590.02
SMP0000	Division of AR State Police	0.00		
GDIS	Distribution (General Fund)	0.00	1,503,198.45	
				-1,503,198.45
SMP0100	Divusuib of AR State Police	-281,738.39		
RCPT	Receipt	0.00	15,135.10	
RXFR	Transfer (Regular)	0.00	62,318.29	
SDIS	Distribution (Special Fund)	0.00	2,129,982.07	
SPEC	Special Reversing Entry	66,722.16	0.00	
WARR	Warrants	28,914.70	0.00	
				-2,393,536.99
SMP0200	ASP Indirect Admin Costs	-1,100,177.91		
RXFR	Transfer (Regular)	1,722.53	127,623.40	
				-1,226,078.78
SMP0500	ASP Used Motor Vehicle	-580,379.38		
RCPT	Receipt	0.00	1,500.00	
SDIS	Distribution (Special Fund)	0.00	75,693.28	
SPEC	Special Reversing Entry	1,500.00	0.00	

Fund Transaction by Type

Start Date:12/31/19 End Date:12/31/19

Fund	Fund Description	Beginning Balance		Ending Balance
Type	Type Description	Debits	Credits	
				-656,072.66
SMP0600	ASP-PI/Security	-569,326.26		
RCPT	Receipt	0.00	1,520.00	
SDIS	Distribution (Special Fund)	0.00	50,686.98	
SPEC	Special Reversing Entry	1,520.00	0.00	
WARR	Warrants	150.00	0.00	
				-619,863.24
SMP0700	ASP Salvage Auction	-558,701.17		
SDIS	Distribution (Special Fund)	0.00	7,149.93	
				-565,851.10
SMP2003	ASP Highway Safety 402	-231,747.13		
RXFR	Transfer (Regular)	73,813.31	0.00	
WARR	Warrants	110.40	0.00	
				-157,823.42
SMP5173	Selective Traffic Enforce Prog	-58,207.87		
RXFR	Transfer (Regular)	53,810.09	1,722.53	
WARR	Warrants	1,722.53	0.00	
				-4,397.78
SMP8800	ASP Vehicles (0960)	-4,032,946.88		
RCPT	Receipt	0.00	35.00	
SDIS	Distribution (Special Fund)	0.00	68,481.62	
SPEC	Special Reversing Entry	35.00	0.00	
WARR	Warrants	2,675.60	0.00	
				-4,098,752.90
SMS0000	ADH Marine Sanitation	-95,192.54		
RXFR	Transfer (Regular)	0.00	6,107.86	
				-101,300.40
SNH0100	DHS-Nrs Hm Prsnl Trng-Exp	-682,080.12		
SDIS	Distribution (Special Fund)	0.00	595.62	
				-682,675.74
SNP0100	Nuclear Planning & Response	-301,327.73		
RXFR	Transfer (Regular)	8,335.93	0.00	
SDIS	Distribution (Special Fund)	0.00	193,501.50	
				-486,493.30
SPC0101	L/P Brucellosis Erad/Inspectio	-997,172.31		
SDIS	Distribution (Special Fund)	0.00	55,165.95	
				-1,052,338.26
SPD0100	People With Disabilities	-22,150.28		
SDIS	Distribution (Special Fund)	0.00	895.27	
				-23,045.55
SPF0100	Comty Punshmt Rev-Oprs	-9,197,954.35		
RCPT	Receipt	0.00	57,408.96	
RXFR	Transfer (Regular)	0.00	40.00	
SDIS	Distribution (Special Fund)	0.00	1,505,575.96	
SPEC	Special Reversing Entry	57,408.96	0.00	
WARR	Warrants	84,308.32	0.00	
				-10,619,261.99
SPS0101	Livestock/Poultry Special Rev	-875,081.42		
SDIS	Distribution (Special Fund)	0.00	98,113.91	
WARR	Warrants	6,852.96	0.00	

Fund Transaction by Type

Start Date:12/31/19 End Date:12/31/19

Fund	Fund Description	Beginning Balance	Ending Balance	
Type	Type Description	Debits	Credits	
				-966,342.37
SPT0100	Dept Parks Heritage Tourism	-6,717,494.32		
RXFR	Transfer (Regular)	0.00	3,041,921.19	
SDIS	Distribution (Special Fund)	0.00	469.73	
WARR	Warrants	363,689.53	0.00	
				-9,396,195.71
SRP0100	Rice Research & Promo Bd-Op	-105,768.14		
RCPT	Receipt	0.00	118.92	
SDIS	Distribution (Special Fund)	0.00	324,521.70	
SPEC	Special Reversing Entry	118.92	0.00	
				-430,289.84
SRS0000	Reg Sub Stor Tank Prg	-2,133,277.76		
RCPT	Receipt	0.00	2,510.00	
SDIS	Distribution (Special Fund)	0.00	7,073.63	
SPEC	Special Reversing Entry	2,510.00	0.00	
				-2,140,351.39
SSA0000	AR CourtAppointedSpecAdvo	-10,820.37		
SDIS	Distribution (Special Fund)	0.00	266.47	
				-11,086.84
SSC0480	ADC Sex/Child Offen Reg-048	-204,552.31		
SDIS	Distribution (Special Fund)	0.00	2,066.92	
				-206,619.23
SSC0990	ACIC Sex/Child Offend Reg-09	-44,292.47		
SDIS	Distribution (Special Fund)	0.00	2,066.92	
				-46,359.39
SSD0000	Individual Sewage Disposal Sy	-90,764.01		
RADJ	Receipt Adjustment	0.00	1,540.00	
RXFR	Transfer (Regular)	733.15	0.00	
SDIS	Distribution (Special Fund)	0.00	1,516.13	
SPEC	Special Reversing Entry	1,540.00	0.00	
				-91,546.99
SSE0000	AR Citizens 1st Resp Safety	-8.92		
SDIS	Distribution (Special Fund)	0.00	15,657.85	
				-15,666.77
SSV0000	Alcoholic Bev Control 19-6-82:	-705,846.46		
SDIS	Distribution (Special Fund)	0.00	5,116.32	
				-710,962.78
SSW0100	Social Work Licensing-Operati	-692,473.18		
SDIS	Distribution (Special Fund)	0.00	13,096.31	
WARR	Warrants	209.00	0.00	
				-705,360.49
STC0100	Telecomm Equip Fund-Oprs	-670,759.53		
RCPT	Receipt	0.00	154.72	
SDIS	Distribution (Special Fund)	0.00	35,151.88	
SPEC	Special Reversing Entry	154.72	0.00	
WARR	Warrants	409.27	0.00	
				-705,502.14
STR0000	AR Tob Cont Rev ACA 19-6-83	-1,412,801.34		
SDIS	Distribution (Special Fund)	0.00	1,762.25	
				-1,414,563.59

Fund Transaction by Type

Start Date:12/31/19 End Date:12/31/19

Fund	Fund Description	Beginning Balance		Ending Balance
Type	Type Description	Debits	Credits	
SWF0100	Wkforce 2000 Dev-Grant/Exp			-0.10
RADJ	Receipt Adjustment	0.00	3,016,615.92	
SDIS	Distribution (Special Fund)	0.00	2,923,100.83	
SPEC	Special Reversing Entry	3,016,615.92	0.00	
				-2,923,100.93
SWP0100	Wheat Promotion Bd-Operatio			-68,982.77
SDIS	Distribution (Special Fund)	0.00	571.02	
				-69,553.79
SWT0000	In God We Trust License Plate			0.00
RXFR	Transfer (Regular)	0.00	225.00	
SDIS	Distribution (Special Fund)	0.00	6,887.25	
SPEC	Special Reversing Entry	225.00	0.00	
				-6,887.25
SXV0100	Veterinary Exam Board-Operat			-554,844.56
SDIS	Distribution (Special Fund)	0.00	98.45	
				-554,943.01
TAF0000	Asset Forfeiture			-96,079.03
RCPT	Receipt	0.00	2,238.00	
				-98,317.03
TAJ0300	St Admin Of Justice-St Prgms/			-4,717,706.52
RCPT	Receipt	0.00	32,719.24	
RXFR	Transfer (Regular)	0.00	133,267.86	
SDIS	Distribution (Special Fund)	0.00	1,387,460.62	
SPEC	Special Reversing Entry	133,267.86	0.00	
				-6,137,886.38
TAS0000	Securities Reserve			-18,007,415.13
RCPT	Receipt	0.00	3,833,681.74	
				-21,841,096.87
TBB0000	DFA Rev-Interstate Mtr Fuel Ta			-32,596.09
WARR	Warrants	1,023.97	0.00	
				-31,572.12
TBS0000	Budget Stabilization Trust			-156,087,394.82
RXFR	Transfer (Regular)	0.00	1,439.17	
				-156,088,833.99
TCC0100	County Coll Ctng Ed-Oprs-(05!			-136,997.19
WARR	Warrants	106.10	0.00	
				-136,891.09
TCH0000	Baby Sharon's Illness			-65,481.80
RXFR	Transfer (Regular)	0.00	6.00	
WARR	Warrants	3,820.92	0.00	
				-61,666.88
TCR0101	Crime Victims Revolv			-105,276.62
RCPT	Receipt	0.00	43.20	
SDIS	Distribution (Special Fund)	0.00	491.46	
SPEC	Special Reversing Entry	43.20	0.00	
				-105,768.08
TCS0200	ADHE Stud Prot (0700)			-1,262,746.75
SDIS	Distribution (Special Fund)	0.00	98.45	
				-1,262,845.20
TCT0200	Children's Trust (0710)			-2,725,824.54

Fund Transaction by Type

Start Date:12/31/19 End Date:12/31/19

Fund	Fund Description	Beginning Balance		Ending Balance
Type	Type Description	Debits	Credits	
SDIS	Distribution (Special Fund)	0.00	17,616.42	
				-2,743,440.96
TCU0000	Natl Cancer Inst	-10,116,983.95		
SDIS	Distribution (Special Fund)	0.00	127,344.31	
				-10,244,328.26
TDP0100	Death/Permanent Ttl Disability	-93,901,410.17		
RCPT	Receipt	0.00	43,234.98	
RXFR	Transfer (Regular)	569,041.61	569,041.61	
WARR	Warrants	493,319.24	0.00	
				-93,451,325.91
TDR9000	AR Distr Rel Prog Trust-Grants	-548,923.30		
RXFR	Transfer (Regular)	0.00	132.00	
				-549,055.30
TDS0000	Nonmun Dom Sew Treat 19-5-'	-238,729.63		
RCPT	Receipt	0.00	2,493.00	
				-241,222.63
TDT9200	Tourism Development Trust	-4,438,465.93		
RXFR	Transfer (Regular)	4,748.52	24,889.55	
SDIS	Distribution (Special Fund)	0.00	1,344,225.31	
SPEC	Special Reversing Entry	24,889.18	4,748.52	
WARR	Warrants	14,101.36	0.00	
				-5,768,590.25
TER0000	Teacher Retirement	-3,262,835.32		
RXFR	Transfer (Regular)	0.00	24.75	
WARR	Warrants	226,965.05	0.00	
				-3,035,895.02
TES0100	Div Workforce Svcs Trust	-720,413.28		
RCPT	Receipt	0.00	37,394.54	
RXFR	Transfer (Regular)	0.00	219.00	
WARR	Warrants	561,703.34	0.00	
				-196,323.48
TES0200	Div Workforce Svcs Trust	-71,015.70		
RXFR	Transfer (Regular)	0.00	55.74	
				-71,071.44
TEX0000	Education Excellence Trust	0.00		
LCRT	General Letter of Cert	0.00	28,145,313.33	
				-28,145,313.33
TFB0400	Fidelity Bond Trust	-736,432.70		
RCPT	Receipt	0.00	1,165.81	
				-737,598.51
TFM0000	Military FamilyRelief19-5-1127	-199,782.34		
RXFR	Transfer (Regular)	0.00	130.00	
				-199,912.34
TGC0000	Corporate Income Tax	-7,201,537.41		
NDXF	Transfer (Non-Distribution)	0.00	600.47	
WARR	Warrants	80,019.63	0.00	
				-7,122,118.25
TGI0000	Individual Income Tax	-8,766,851.09		
NDXF	Transfer (Non-Distribution)	0.00	396,631.76	
RXFR	Transfer (Regular)	4,301.93	0.00	

Fund Transaction by Type

Start Date:12/31/19 End Date:12/31/19

Fund	Fund Description	Beginning Balance	Ending Balance
Type	Type Description	Debits	Credits
WARR	Warrants	575,487.58	0.00
			-8,583,693.34
TGI00WH	Withholding Tax Ref AIRS (063)	-934,984.85	
WARR	Warrants	12,404.10	0.00
			-922,580.75
TGP0010	Nat'l Cultural HistPresv(0865)	-4,170,243.46	
RXFR	Transfer (Regular)	286.44	29,901.52
SDIS	Distribution (Special Fund)	0.00	308,324.58
SPEC	Special Reversing Entry	29,901.52	286.44
WARR	Warrants	1,180.10	0.00
			-4,477,387.94
TGT0000	AR Natural/Cultural Resources	-17,258,137.95	
RXFR	Transfer (Regular)	2,291.52	239,212.16
SDIS	Distribution (Special Fund)	0.00	2,466,596.63
SPEC	Special Reversing Entry	239,212.16	2,291.52
			-19,724,734.58
TGT1958	19-002 NCRC OLD STATE HOU	-142,774.38	
WARR	Warrants	4,746.34	0.00
			-138,028.04
THL0300	Health Dept Bldg Fund 19-5-96	-4,059,880.12	
RCPT	Receipt	0.00	2,723.00
			-4,062,603.12
THS0000	Hazardous Substance Remedi	-7,852,434.98	
RCPT	Receipt	0.00	20,700.00
			-7,873,134.98
TIP0100	Insurance Prepaid Oprs	-796,745.15	
WARR	Warrants	94.31	0.00
			-796,650.84
TJW0100	Workers' Compensation	-9,032,528.98	
RCPT	Receipt	0.00	2,300.00
RXFR	Transfer (Regular)	0.00	2.25
WARR	Warrants	506.86	0.00
			-9,034,324.37
TMP0000	Medicaid Trust	-43,254,077.27	
GDIS	Distribution (General Fund)	0.00	575,754.43
RCPT	Receipt	0.00	64,404.55
			-43,894,236.25
TMP0300	AR Medicaid Qualtiy Assuranc	-3,473,722.55	
RXFR	Transfer (Regular)	2,145,350.20	0.00
			-1,328,372.35
TMR0000	State Police Retirement	-481.82	
RXFR	Transfer (Regular)	0.00	9,766.28
SDIS	Distribution (Special Fund)	0.00	10,784.46
SPEC	Special Reversing Entry	9,766.28	0.00
			-11,266.28
TOD0000	Organ Donor Aware Ed	0.00	
RXFR	Transfer (Regular)	0.00	26.00
SDIS	Distribution (Special Fund)	0.00	1,647.30
SPEC	Special Reversing Entry	25.00	0.00
			-1,648.30

Fund Transaction by Type

Start Date:12/31/19 End Date:12/31/19

Fund	Fund Description	Beginning Balance		Ending Balance
Type	Type Description	Debits	Credits	
TPC0200	Court Awards	-923,713.26		
WARR	Warrants	729.00	0.00	
				-922,984.26
TPE0000	Div Environmental Quality	-1,596,412.58		
RCPT	Receipt	0.00	134,580.10	
RXFR	Transfer (Regular)	59.44	2,915.63	
SDIS	Distribution (Special Fund)	0.00	884,375.87	
SPEC	Special Reversing Entry	137,495.73	59.44	
WARR	Warrants	725.29	0.00	
				-2,480,063.16
TPET500	Div Environmental Qual Fee Ai	-14,352,753.60		
RCPT	Receipt	0.00	76,703.20	
SDIS	Distribution (Special Fund)	0.00	790,978.96	
SPEC	Special Reversing Entry	76,703.20	0.00	
				-15,143,732.56
TPF0100	Hwy Oprs-142	-4,693,357.74		
RXFR	Transfer (Regular)	0.00	407.63	
SDIS	Distribution (Special Fund)	0.00	403,316.03	
SPEC	Special Reversing Entry	407.63	0.00	
				-5,096,673.77
TPM0000	Public Safety Trust	-5,679,753.27		
RCPT	Receipt	0.00	3,423,200.25	
RXFR	Transfer (Regular)	0.00	20.00	
				-9,102,973.52
TPR0100	Real Prop Tax Redistribution	-118,624,549.40		
RXFR	Transfer (Regular)	290,979.38	795,369.09	
SDIS	Distribution (Special Fund)	0.00	24,234,808.44	
SPEC	Special Reversing Entry	795,369.09	290,979.38	
				-142,859,357.84
TPT0000	Petroleum Storage Tank Trust	-33,646,255.69		
RXFR	Transfer (Regular)	0.00	50,767.67	
WARR	Warrants	703.70	0.00	
				-33,696,319.66
TPX0000	Waste Water Pollution Bonds	-21,480,325.27		
LCRT	General Letter of Cert	0.00	1,200,000.00	
				-22,680,325.27
TRR0000	AR State Hwy Emp Retirement	-584,472.27		
WARR	Warrants	41,847.93	0.00	
				-542,624.34
TRS0000	Animal Resc/Shelter 692/09	0.00		
RXFR	Transfer (Regular)	411.82	0.00	
SDIS	Distribution (Special Fund)	0.00	411.82	
				0.00
TRS0100	Co/City Shelters 692/09	-410.74		
RXFR	Transfer (Regular)	0.00	288.27	
				-699.01
TRS0300	AEDC-RS Shelters (790)	-12,281.51		
RXFR	Transfer (Regular)	0.00	123.55	
				-12,405.06
TSD0100	Hlth-Prev & Cessation Prg-(64)	-6,952,942.45		

Fund Transaction by Type

Start Date:12/31/19 End Date:12/31/19

Fund	Fund Description	Beginning Balance	Ending Balance	
Type	Type Description	Debits	Credits	
WARR	Warrants	4,024.55	0.00	
				-6,948,917.90
TSE0100	Targeted St Needs Prg-Minorit	-4,891,482.65		
WARR	Warrants	800.00	0.00	
				-4,890,682.65
TSI4500	State Insurance Dept Trust	-17,064,938.98		
RXFR	Transfer (Regular)	0.00	114.50	
SDIS	Distribution (Special Fund)	0.00	904,378.87	
WARR	Warrants	1,243.62	0.00	
				-17,968,188.73
TSR0000	AR Public Employees Retirem	-506,005.04		
RCPT	Receipt	0.00	5,679.09	
RXFR	Transfer (Regular)	0.00	17.50	
WARR	Warrants	28,821.27	0.00	
				-482,880.36
TSU0000	Local Sales & Use Tax	-124,483,012.51		
RXFR	Transfer (Regular)	2,065,355.21	3,206,712.44	
				-125,624,369.74
TTR0100	Uniform Tax Rate Trust	0.00		
RCPT	Receipt	0.00	8,878,462.39	
				-8,878,462.39
TUT0000	Used Tire Recycling (0930)	-692,115.21		
RCPT	Receipt	0.00	41,026.42	
RXFR	Transfer (Regular)	42,439.74	39,583.55	
SDIS	Distribution (Special Fund)	0.00	573,750.45	
SPEC	Special Reversing Entry	80,609.97	42,550.89	
TELL	Teller	111.15	0.00	
				-1,265,865.66
TUW0100	Workers' Comp Revolving	-10,015,379.94		
WARR	Warrants	63,914.56	0.00	
				-9,951,465.38
TWS0100	Solid Waste Mgmt/Recycling	-2,701,570.32		
SDIS	Distribution (Special Fund)	0.00	7,209.28	
				-2,708,779.60
TWS0200	Solid Waste Mgmt/Recycling	-872,552.10		
SDIS	Distribution (Special Fund)	0.00	237.38	
				-872,789.48
TZS0000	Div Workforce Svcs Special	-9,351,073.68		
WARR	Warrants	2,444.91	0.00	
				-9,348,628.77

Fund Transaction by Type

Start Date:7/1/19 End Date:12/31/19

Fund	Fund Description	Beginning Balance		Ending Balance
Type	Type Description	Debits	Credits	
AGA0000	General Revenue Allotment		0.00	
AXFR	Advance Transfer	1,119,321,870.21	1,757,000.00	
COFF	Checks Charged Off	1,078,949.65	0.00	
CTAX	Claims & Taxes	93,826.74	341.64	
DXFR	Transfer (Deduction)	104,678,697.02	0.00	
GDIS	Distribution (General Fund)	1,848,620,748.39	0.00	
LCRT	General Letter of Cert	204,408,990.48	1,050,809.42	
NDXF	Transfer (Non-Distribution)	102,512,751.34	3,086.09	
RADJ	Receipt Adjustment	22,296,696.91	297,200,732.85	
RCPT	Receipt	0.00	4,253,570,345.50	
RXFR	Transfer (Regular)	6,336,224,619.97	5,191,139,388.85	
TELL	Teller	5,484,554.64	1.00	
				0.00
ARH0000	Revenue Holding		0.00	
COFF	Checks Charged Off	61,002.83	0.00	
CTAX	Claims & Taxes	202,690.72	11,398.58	
RADJ	Receipt Adjustment	274,355,074.23	20,368,088.77	
RCPT	Receipt	0.00	257,617,663.13	
RXFR	Transfer (Regular)	316,084,993.99	315,349,378.59	
TELL	Teller	2,642,767.30	0.00	
				0.00
ARH0100	Revenue Holding Ins		0.00	
CTAX	Claims & Taxes	906.00	0.00	
RADJ	Receipt Adjustment	3,675,247.00	0.00	
RCPT	Receipt	0.00	7,388,695.00	
				-3,712,542.00
ARH0200	Revenue Holding Premium Tax		0.00	
CTAX	Claims & Taxes	895,759.00	0.00	
RADJ	Receipt Adjustment	52,540,157.00	0.00	
RCPT	Receipt	0.00	117,024,301.56	
RXFR	Transfer (Regular)	9,520,884.00	0.00	
				-54,067,501.56
ARHDSMV	RevHold DSMV (0610)		-343,484.74	
RADJ	Receipt Adjustment	400.00	0.00	
RCPT	Receipt	0.00	373,043,071.26	
RXFR	Transfer (Regular)	379,720,603.30	7,130,789.32	
TELL	Teller	356,292.92	0.00	
				-440,049.10
ASA0000	Special Revenue Allotment		0.00	
4LHC	Four Lane Highway Constructio	146,941,691.61	0.00	
DXFR	Transfer (Deduction)	29,112,813.01	0.00	
HDIS	Distribution (Highway Fund)	286,603,168.21	0.00	
HSDIS	Highway Severance Distribution	7,672,631.53	0.00	
SDIS	Distribution (Special Fund)	668,609,004.03	0.00	
SPEC	Special Reversing Entry	0.00	1,152,595,542.54	
WFDIS	Wholesale FuelTax Distribution	13,656,234.15	0.00	
				0.00
BAA0000	Public Health		-35,156.04	
AXFR	Advance Transfer	0.00	15,400,000.00	

Fund Transaction by Type

Start Date:7/1/19 End Date:12/31/19

Fund	Fund Description	Beginning Balance		Ending Balance
Type	Type Description	Debits	Credits	
GDIS	Distribution (General Fund)	0.00	27,829,784.65	
RXFR	Transfer (Regular)	44,051,262.42	10,008,884.34	
				-9,222,562.61
BAA0100	Public Health	-24,754,267.49		
COFF	Checks Charged Off	915.00	0.00	
RADJ	Receipt Adjustment	105,933.50	106,235.50	
RCPT	Receipt	0.00	17,849,551.75	
RXFR	Transfer (Regular)	31,528,065.99	14,207,584.03	
SDIS	Distribution (Special Fund)	0.00	5,227,281.55	
SPEC	Special Reversing Entry	5,413,345.55	103,090.50	
TELL	Teller	1,844.00	0.00	
				-25,197,906.78
BAA0200	Health NonDiscretionary Rev	-6,412,953.48		
COFF	Checks Charged Off	3,057.74	0.00	
RADJ	Receipt Adjustment	18.00	0.00	
RCPT	Receipt	0.00	13,116,981.87	
RXFR	Transfer (Regular)	10,600,899.44	336,242.52	
SDIS	Distribution (Special Fund)	0.00	402,285.96	
SPEC	Special Reversing Entry	408,619.58	0.00	
				-9,255,869.07
BAA0300	Trauma System Exp 1386/09	-13,554,910.26		
RCPT	Receipt	0.00	3,193.20	
RXFR	Transfer (Regular)	1,360,382.22	3,755,276.45	
WARR	Warrants	6,551,001.41	0.00	
				-9,401,996.28
BAA0310	Trauma GR Hold (0645)	-362,767.64		
RXFR	Transfer (Regular)	3,947,008.91	3,599,679.06	
				-15,437.79
BAA0520	Kidney Disease Comm	0.00		
RXFR	Transfer (Regular)	511,558.38	531,966.28	
				-20,407.90
BAA1200	Cost Allocation Recon (0645)	-4,524,204.50		
RCPT	Receipt	0.00	15,489.00	
RXFR	Transfer (Regular)	1,511,080.16	3,227,285.44	
				-6,255,898.78
BAA2000	Cosmetology Revenue 4/09	-5,570,683.05		
COFF	Checks Charged Off	1,300.00	0.00	
RADJ	Receipt Adjustment	725.00	725.00	
RCPT	Receipt	0.00	485,631.00	
RXFR	Transfer (Regular)	622,618.94	4,459.91	
SDIS	Distribution (Special Fund)	0.00	390,975.47	
SPEC	Special Reversing Entry	398,131.00	1,000.00	
				-5,430,699.49
BAA2510	Board of Sanitarians	-31,106.07		
RADJ	Receipt Adjustment	20.00	0.00	
RCPT	Receipt	0.00	560.00	
RXFR	Transfer (Regular)	104.53	40.00	
				-31,581.54
BAA3000	PH Home Health	-921,996.46		
RCPT	Receipt	0.00	52,198.25	
RXFR	Transfer (Regular)	61,130.43	1,900,000.00	

Fund Transaction by Type

Start Date:7/1/19 End Date:12/31/19

Fund	Fund Description	Beginning Balance		Ending Balance
Type	Type Description	Debits	Credits	
				-2,813,064.28
BAA4200	Medical Marijuana (0645)	-784,514.86		
RXFR	Transfer (Regular)	263,854.23	878,276.27	
				-1,398,936.90
BAA9000	PH Salary Alloc Hold (0645)	-3,093,838.81		
RCPT	Receipt	0.00	8,462.33	
RXFR	Transfer (Regular)	2,142,637.44	2,154.85	
				-961,818.55
CAA0000	Univ of AR Fayetteville	0.00		
AXFR	Advance Transfer	0.00	27,680,000.00	
GDIS	Distribution (General Fund)	0.00	73,331,636.13	
RXFR	Transfer (Regular)	82,364,298.87	0.00	
				-18,647,337.26
CAA0100	Univ of AR Fayetteville	-1,425,014.66		
RCPT	Receipt	0.00	14.38	
RXFR	Transfer (Regular)	13,282,661.49	67,834,463.44	
SDIS	Distribution (Special Fund)	0.00	13.93	
SPEC	Special Reversing Entry	14.38	0.00	
WARR	Warrants	55,959,397.78	0.00	
				-17,432.76
CAA0300	UAF Law School SR	-41,172.91		
RCPT	Receipt	0.00	249,729.62	
SDIS	Distribution (Special Fund)	0.00	241,988.00	
SPEC	Special Reversing Entry	249,729.62	0.00	
WARR	Warrants	41,172.91	0.00	
				-241,988.00
CAA1000	UA-Sy/Division 19-5-303(a)	-14,131,033.26		
RXFR	Transfer (Regular)	8,753.67	21,160,815.46	
WARR	Warrants	27,031,033.26	0.00	
				-8,252,061.79
CAA1100	UA Criminal Jus Inst 19-5-303	0.00		
RXFR	Transfer (Regular)	0.00	150,000.00	
				-150,000.00
CAA1300	UA-Coop Ext 19-5-303(a)	-3,591,149.05		
RXFR	Transfer (Regular)	9,199.10	14,007,418.93	
WARR	Warrants	17,435,637.44	0.00	
				-153,731.44
CCA0000	Univ of AR Medical Center	-890,337.35		
AXFR	Advance Transfer	0.00	38,950,000.00	
GDIS	Distribution (General Fund)	0.00	11,299,880.99	
RXFR	Transfer (Regular)	1,624,298.12	4,677,987.85	
WARR	Warrants	52,199,997.13	0.00	
				-1,993,910.94
CCA0100	UAMS College of Pharmacy	-29,693.22		
RXFR	Transfer (Regular)	1,347.46	1,681,772.16	
SDIS	Distribution (Special Fund)	0.00	192,478.95	
SPEC	Special Reversing Entry	199,984.16	1,347.46	
WARR	Warrants	1,671,772.30	0.00	
				-32,187.87
CCA0200	UAMS 4% Mixed Drink Tax SR	-422,955.06		
RXFR	Transfer (Regular)	57,469.64	2,428,919.92	

Fund Transaction by Type

Start Date:7/1/19 End Date:12/31/19

Fund	Fund Description	Beginning Balance		Ending Balance
Type	Type Description	Debits	Credits	
SDIS	Distribution (Special Fund)	0.00	2,297,935.32	
SPEC	Special Reversing Entry	2,428,919.92	57,469.64	
WARR	Warrants	2,330,969.96	0.00	
				-389,920.42
CEA0000	Univ of AR Little Rock	-502,943.75		
AXFR	Advance Transfer	0.00	8,246,000.00	
GDIS	Distribution (General Fund)	0.00	23,657,352.49	
RXFR	Transfer (Regular)	19,788.15	2,769,655.25	
WARR	Warrants	24,115,660.70	0.00	
				-11,040,502.64
CEA0100	UALR Law Sch SR 19-5-303(c)	-41,172.91		
RCPT	Receipt	0.00	249,729.61	
SDIS	Distribution (Special Fund)	0.00	241,740.90	
SPEC	Special Reversing Entry	249,474.61	0.00	
WARR	Warrants	41,172.91	0.00	
				-241,995.90
CGA0000	Univ AR Pine Bluff	-14,328,657.07		
AXFR	Advance Transfer	0.00	25,000.00	
GDIS	Distribution (General Fund)	0.00	13,469,876.48	
RXFR	Transfer (Regular)	14,732.24	897,227.93	
WARR	Warrants	14,328,657.07	0.00	
				-14,377,372.17
CIA0000	Univ AR Monticello	-103,735.27		
GDIS	Distribution (General Fund)	0.00	8,332,320.95	
RXFR	Transfer (Regular)	7,612.74	1,420,996.78	
WARR	Warrants	8,283,683.04	0.00	
				-1,565,757.22
CKA0000	AR State Univ Jonesboro	-571,145.31		
AXFR	Advance Transfer	0.00	28,000.00	
GDIS	Distribution (General Fund)	0.00	31,047,490.44	
RXFR	Transfer (Regular)	21,804.74	2,920,328.27	
WARR	Warrants	28,808,442.47	0.00	
				-5,736,716.81
CMA0000	AR State Univ Beebe	-136,264.67		
AXFR	Advance Transfer	0.00	25,000.00	
GDIS	Distribution (General Fund)	0.00	6,271,664.20	
RXFR	Transfer (Regular)	2,879.80	1,095,243.90	
WARR	Warrants	5,098,867.05	0.00	
				-2,426,425.92
CMN0000	AR State Univ Newport	-990,760.71		
AXFR	Advance Transfer	0.00	25,000.00	
GDIS	Distribution (General Fund)	0.00	3,169,422.08	
RXFR	Transfer (Regular)	1,609.28	706,286.72	
WARR	Warrants	4,300,151.28	0.00	
				-589,708.95
CMS0000	School for Math/Sci/Arts	-2,620,366.83		
GDIS	Distribution (General Fund)	0.00	587,460.80	
RXFR	Transfer (Regular)	1,754.57	3,448,562.19	
WARR	Warrants	2,333,739.75	0.00	
				-4,320,895.50
COA0000	AR Tech University	-2,553,949.29		

Fund Transaction by Type

Start Date:7/1/19

End Date:12/31/19

Fund	Fund Description	Beginning Balance		Ending Balance
Type	Type Description	Debits	Credits	
AXFR	Advance Transfer	0.00	25,000.00	
GDIS	Distribution (General Fund)	0.00	17,149,260.19	
RXFR	Transfer (Regular)	14,333.56	1,376,985.11	
WARR	Warrants	17,915,392.42	0.00	
				-3,175,468.61
CQA0000	Henderson State University	-175,539.83		
AXFR	Advance Transfer	0.00	7,755,000.00	
GDIS	Distribution (General Fund)	0.00	2,258,480.76	
RXFR	Transfer (Regular)	8,064.47	7,012,322.67	
WARR	Warrants	16,807,731.83	0.00	
				-385,546.96
CSA0000	Southern AR University	-117,090.20		
AXFR	Advance Transfer	0.00	27,000.00	
GDIS	Distribution (General Fund)	0.00	8,281,170.46	
RXFR	Transfer (Regular)	7,998.78	599,100.01	
WARR	Warrants	7,481,911.35	0.00	
				-1,534,450.54
CSS0000	SAU Tech	-1,624,800.05		
AXFR	Advance Transfer	0.00	26,000.00	
GDIS	Distribution (General Fund)	0.00	4,021,292.32	
RXFR	Transfer (Regular)	2,752.97	156,659.06	
WARR	Warrants	5,053,571.77	0.00	
				-772,426.69
CTB0000	Black River Tech College	-298,919.64		
AXFR	Advance Transfer	0.00	25,000.00	
GDIS	Distribution (General Fund)	0.00	3,169,509.18	
RXFR	Transfer (Regular)	1,773.79	1,193,229.90	
WARR	Warrants	4,021,055.69	0.00	
				-663,829.24
CTC0000	Cossatot CC UA	-468,647.56		
AXFR	Advance Transfer	0.00	25,000.00	
GDIS	Distribution (General Fund)	0.00	1,785,262.75	
RXFR	Transfer (Regular)	4,412.45	672,878.29	
WARR	Warrants	2,237,120.44	0.00	
				-710,255.71
CTG0000	UA Comm College Batesville	0.00		
AXFR	Advance Transfer	0.00	25,000.00	
GDIS	Distribution (General Fund)	0.00	2,155,416.64	
RXFR	Transfer (Regular)	1,383.94	432,024.64	
WARR	Warrants	1,813,820.19	0.00	
				-797,237.15
CTH0000	ASU Mt Home	0.00		
AXFR	Advance Transfer	0.00	25,000.00	
GDIS	Distribution (General Fund)	0.00	1,919,765.15	
RXFR	Transfer (Regular)	1,390.23	410,597.20	
WARR	Warrants	1,748,097.62	0.00	
				-605,874.50
CTJ0000	UA CC Morilton	-456,301.30		
AXFR	Advance Transfer	0.00	26,000.00	
GDIS	Distribution (General Fund)	0.00	2,605,508.68	
RXFR	Transfer (Regular)	1,315.26	643,188.98	

Fund Transaction by Type

Start Date:7/1/19 End Date:12/31/19

Fund	Fund Description	Beginning Balance		Ending Balance
Type	Type Description	Debits	Credits	
WARR	Warrants	3,243,891.85	0.00	
				-485,791.85
CTM0000	ASU Mid-South 19-5-303(v)	-445,351.27		
GDIS	Distribution (General Fund)	0.00	2,848,374.78	
RCPT	Receipt	0.00	5,903.69	
RXFR	Transfer (Regular)	1,468.80	1,100,196.78	
SDIS	Distribution (Special Fund)	0.00	14,574.11	
SPEC	Special Reversing Entry	15,040.36	0.00	
WARR	Warrants	3,865,645.51	0.00	
				-532,245.96
CTO0000	Ozarka College	0.00		
AXFR	Advance Transfer	0.00	7,000.00	
GDIS	Distribution (General Fund)	0.00	1,626,683.80	
RXFR	Transfer (Regular)	6,096.71	632,945.05	
WARR	Warrants	1,958,944.58	0.00	
				-301,587.56
CTP0000	UA Pulaski Tech College	-1,006,708.18		
AXFR	Advance Transfer	0.00	25,000.00	
GDIS	Distribution (General Fund)	0.00	7,884,798.76	
RXFR	Transfer (Regular)	5,281.07	1,133,845.77	
WARR	Warrants	8,584,876.65	0.00	
				-1,460,194.99
CTR0000	UA Comm College Hope Texar	-260,548.90		
AXFR	Advance Transfer	0.00	25,000.00	
GDIS	Distribution (General Fund)	0.00	2,369,631.63	
RXFR	Transfer (Regular)	1,049.05	975,357.88	
WARR	Warrants	2,359,157.41	0.00	
				-1,270,331.95
CTT0000	Southeast AR College	-3,860.57		
AXFR	Advance Transfer	0.00	25,000.00	
GDIS	Distribution (General Fund)	0.00	2,920,408.56	
RXFR	Transfer (Regular)	2,225.82	983,613.73	
WARR	Warrants	3,381,839.70	0.00	
				-548,817.34
CTW0000	Coll of the Ouachitas	-186,222.00		
AXFR	Advance Transfer	0.00	26,000.00	
GDIS	Distribution (General Fund)	0.00	1,833,862.67	
RXFR	Transfer (Regular)	2,170.36	576,076.39	
WARR	Warrants	2,276,649.20	0.00	
				-343,341.50
CUA0000	University of Central AR	-435,867.63		
AXFR	Advance Transfer	0.00	18,429,000.00	
GDIS	Distribution (General Fund)	0.00	9,885,834.49	
RXFR	Transfer (Regular)	19,432.48	2,229,661.22	
WARR	Warrants	29,872,847.24	0.00	
				-1,088,083.62
CWA0000	Northwest AR Comm College	-560,904.60		
AXFR	Advance Transfer	0.00	25,000.00	
GDIS	Distribution (General Fund)	0.00	5,579,924.45	
RXFR	Transfer (Regular)	7,502.33	483,892.35	
WARR	Warrants	5,604,904.60	0.00	

Fund Transaction by Type

Start Date:7/1/19 End Date:12/31/19

Fund	Fund Description	Beginning Balance		Ending Balance
Type	Type Description	Debits	Credits	
				-1,037,314.47
CWE0000	East AR Comm College	-214,749.06		
GDIS	Distribution (General Fund)	0.00	4,406,231.31	
RXFR	Transfer (Regular)	1,767.56	364,436.73	
WARR	Warrants	2,417,816.47	0.00	
				-2,565,833.07
CWE1000	CRTI-GR Operations (0170)	-673,687.76		
WARR	Warrants	673,687.75	0.00	
				-0.01
CWE1500	CRTI-Workforce Edu (0170)	0.00		
RXFR	Transfer (Regular)	0.00	389,934.23	
WARR	Warrants	324,665.84	0.00	
				-65,268.39
CWE2000	CRTI-Gen Adult Edu(0170)	-617.20		
RXFR	Transfer (Regular)	617.20	0.00	
				0.00
CWE2700	CRT-Adult Basic Edu (0170)	-18.50		
RXFR	Transfer (Regular)	18.50	0.00	
				0.00
CWG0000	National Park College	-502,026.76		
AXFR	Advance Transfer	0.00	25,000.00	
GDIS	Distribution (General Fund)	0.00	4,702,081.93	
RXFR	Transfer (Regular)	2,958.43	877,338.09	
WARR	Warrants	3,463,810.00	0.00	
				-2,639,678.35
CWM0000	AR Northeastern College	-443,164.52		
AXFR	Advance Transfer	0.00	25,000.00	
GDIS	Distribution (General Fund)	0.00	4,456,785.78	
RXFR	Transfer (Regular)	1,346.31	712,641.03	
WARR	Warrants	4,629,971.26	0.00	
				-1,006,273.76
CWN0000	North AR College	-429,370.81		
AXFR	Advance Transfer	0.00	25,000.00	
GDIS	Distribution (General Fund)	0.00	4,158,407.74	
RXFR	Transfer (Regular)	1,664.61	501,729.68	
WARR	Warrants	4,330,956.65	0.00	
				-781,886.97
CWP0000	Phillips CC UA	-465,543.99		
AXFR	Advance Transfer	0.00	1,000.00	
GDIS	Distribution (General Fund)	0.00	4,734,755.44	
RXFR	Transfer (Regular)	3,576.30	618,599.90	
WARR	Warrants	4,942,074.95	0.00	
				-874,248.08
CWR0000	UACC Rich Mountain	-158,977.80		
AXFR	Advance Transfer	0.00	25,000.00	
GDIS	Distribution (General Fund)	0.00	1,650,692.22	
RXFR	Transfer (Regular)	476.36	96,205.73	
WARR	Warrants	158,977.80	0.00	
				-1,771,421.59
CWS0000	South AR Community College	-312,497.32		
AXFR	Advance Transfer	0.00	26,000.00	

Fund Transaction by Type

Start Date:7/1/19 End Date:12/31/19

Fund	Fund Description	Beginning Balance		Ending Balance
Type	Type Description	Debits	Credits	
GDIS	Distribution (General Fund)	0.00	3,158,969.53	
RXFR	Transfer (Regular)	3,053.49	479,069.75	
WARR	Warrants	3,385,519.16	0.00	
				-587,963.95
CWW0000	University of AR Ft Smith	-290,195.70		
AXFR	Advance Transfer	0.00	25,000.00	
GDIS	Distribution (General Fund)	0.00	10,834,575.48	
RXFR	Transfer (Regular)	11,164.53	1,481,924.12	
WARR	Warrants	10,615,789.79	0.00	
				-2,004,740.98
DAS0000	Dept Human Svc Admin	0.00		
AXFR	Advance Transfer	249,000.00	9,387,000.00	
GDIS	Distribution (General Fund)	0.00	3,508,908.55	
RXFR	Transfer (Regular)	14,700,450.71	2,877,401.52	
				-823,859.36
DBA0000	DHS Behav Health Svc 19-5-30	-1,697,983.19		
AXFR	Advance Transfer	0.00	35,316,682.00	
GDIS	Distribution (General Fund)	0.00	15,572,579.44	
RXFR	Transfer (Regular)	47,949,031.72	2,452,338.23	
				-7,090,551.14
DBA7100	AR Senior Olympics	0.00		
RXFR	Transfer (Regular)	0.00	70,000.00	
WARR	Warrants	70,000.00	0.00	
				0.00
DBA9600	DHS BH Patient Svc 19-5-306	-475,345.27		
RXFR	Transfer (Regular)	439,999.83	0.00	
WARR	Warrants	34,845.44	0.00	
				-500.00
DBA9700	Crisis Intervention (0710)	-3,590,321.36		
RXFR	Transfer (Regular)	0.00	358,315.48	
WARR	Warrants	1,859,136.74	0.00	
				-2,089,500.10
DCC0000	DHS Childcare/ Ed 19-5-306(12)	0.00		
AXFR	Advance Transfer	0.00	836,000.00	
GDIS	Distribution (General Fund)	0.00	280,121.97	
RXFR	Transfer (Regular)	1,303,758.29	230,678.94	
				-43,042.62
DCF0000	DHS Children/Family Svc	-18,877,443.49		
AXFR	Advance Transfer	0.00	47,629,000.00	
GDIS	Distribution (General Fund)	0.00	18,454,149.33	
RXFR	Transfer (Regular)	80,310,508.99	3,489,334.95	
				-8,139,418.78
DCF1100	DHS Child/Fam Res Treatment	-595,509.53		
RCPT	Receipt	0.00	3,080.21	
RXFR	Transfer (Regular)	287,942.00	1,882,295.16	
WARR	Warrants	2,011,675.90	6,743.00	
				-188,010.00
DCF2600	DHS Child/Family Foster Care	-4,775,265.48		
RCPT	Receipt	0.00	945,859.57	
RXFR	Transfer (Regular)	102,295.07	14,505,613.85	
WARR	Warrants	14,745,642.30	0.00	

Fund Transaction by Type

Start Date:7/1/19 End Date:12/31/19

Fund	Fund Description	Beginning Balance		Ending Balance
Type	Type Description	Debits	Credits	
				-5,378,801.53
DCO0000	DHS County Operations		0.00	
AXFR	Advance Transfer	443,000.00	19,390,000.00	
GDIS	Distribution (General Fund)	0.00	6,485,847.62	
RXFR	Transfer (Regular)	29,471,349.29	5,016,553.70	
				-978,052.03
DCO0100	DHS County Operations		0.00	
RXFR	Transfer (Regular)	0.00	746,334.75	
WARR	Warrants	497,556.50	0.00	
				-248,778.25
DEA0000	DHS Development Disabilities		0.00	
AXFR	Advance Transfer	996,000.00	28,284,472.69	
GDIS	Distribution (General Fund)	0.00	8,066,227.81	
RXFR	Transfer (Regular)	40,612,840.94	7,156,395.58	
				-1,898,255.14
DEA0100	DHS DDS State/Federal		-192,605.44	
RCPT	Receipt	0.00	4,870.79	
SDIS	Distribution (Special Fund)	0.00	4,719.80	
SPEC	Special Reversing Entry	4,870.79	0.00	
				-197,325.24
DEA0200	DHS DDS Interdivision Prog		0.00	
RXFR	Transfer (Regular)	0.00	44,681.14	
WARR	Warrants	34,681.14	0.00	
				-10,000.00
DEA0300	DHS DDS Grant Payments		0.00	
RXFR	Transfer (Regular)	0.00	7,647,873.73	
WARR	Warrants	6,358,061.39	0.00	
				-1,289,812.34
DEA1700	DHS DDS Special Olympics		0.00	
RXFR	Transfer (Regular)	0.00	89,384.04	
WARR	Warrants	74,486.70	0.00	
				-14,897.34
DEM0000	DHS Medical Services		0.00	
AXFR	Advance Transfer	41,000.00	945,000.00	
GDIS	Distribution (General Fund)	0.00	329,591.96	
RXFR	Transfer (Regular)	1,446,308.67	260,444.98	
				-47,728.27
DGF0000	DHS Grants		-22,730,667.82	
AXFR	Advance Transfer	0.00	457,351,959.64	
GDIS	Distribution (General Fund)	0.00	203,250,987.49	
RXFR	Transfer (Regular)	694,245,157.16	98,784,643.02	
				-87,873,100.81
DGF1500	DHS Grants Childrens Hosp		0.00	
RXFR	Transfer (Regular)	0.00	3,497,594.00	
				-3,497,594.00
DGF1841	DHS Grants Beer Tax		-42,262.06	
RXFR	Transfer (Regular)	0.00	5.19	
SDIS	Distribution (Special Fund)	0.00	5.03	
SPEC	Special Reversing Entry	5.19	0.00	
				-42,267.09

Fund Transaction by Type

Start Date:7/1/19 End Date:12/31/19

Fund	Fund Description	Beginning Balance		Ending Balance
Type	Type Description	Debits	Credits	
DGF5100	DHS Childrens Medical Svc	-89,904.68		
RXFR	Transfer (Regular)	89,904.68	164,210.46	
WARR	Warrants	64,210.46	0.00	
				-100,000.00
DHP0000	DHS Aging/Adult Svcs	0.00		
RXFR	Transfer (Regular)	750.70	750.70	
				0.00
DHP1500	DHS Aging/Adult Svcs Transp	-209,459.78		
RXFR	Transfer (Regular)	8,699.68	1,113,036.57	
SDIS	Distribution (Special Fund)	0.00	1,070,102.44	
SPEC	Special Reversing Entry	1,113,036.57	8,699.68	
WARR	Warrants	962,022.60	0.00	
				-317,539.62
DHR3500	Mental Hlth-Renov	-5,371,360.44		
RCPT	Receipt	0.00	3,551.12	
RXFR	Transfer (Regular)	0.00	118.06	
WARR	Warrants	111,010.14	0.00	
				-5,264,019.48
DHR5500	Dept Of Human Svcs-Dds Renv	-7,955,659.04		
RCPT	Receipt	0.00	1,718,758.83	
RXFR	Transfer (Regular)	0.00	675.00	
WARR	Warrants	1,368,502.11	0.00	
				-8,306,590.76
DHR8000	Dept Of Human Svcs-Yth Sev F	-2,432,277.54		
RCPT	Receipt	0.00	32.55	
RXFR	Transfer (Regular)	154,370.03	915.01	
WARR	Warrants	460,441.51	0.00	
				-1,818,413.56
DPQ0000	DHS PSQA 19-5-306(13 (0710))	-645,388.33		
AXFR	Advance Transfer	0.00	2,142,000.00	
GDIS	Distribution (General Fund)	0.00	700,587.96	
RXFR	Transfer (Regular)	3,956,364.36	678,229.00	
				-209,840.93
DSB0000	DHS State Services/Blind	0.00		
GDIS	Distribution (General Fund)	0.00	1,037,516.75	
RXFR	Transfer (Regular)	744,498.21	231,174.99	
				-524,193.53
DYS0000	DHS Youth Services	-1,468,831.42		
AXFR	Advance Transfer	28,000.00	13,078,000.00	
GDIS	Distribution (General Fund)	0.00	12,691,256.69	
RXFR	Transfer (Regular)	25,447,167.70	6,612,850.55	
				-8,375,770.96
DYS0200	DHS Youth Services Grants	-2,923,500.18		
RCPT	Receipt	0.00	168,827.33	
RXFR	Transfer (Regular)	221,488.24	18,400,183.41	
WARR	Warrants	19,654,907.73	0.00	
				-1,616,114.95
DYS0300	DHS Youth Services Sanctions	-170,420.67		
RXFR	Transfer (Regular)	2.42	1,110,196.87	
WARR	Warrants	1,235,345.28	0.00	
				-45,269.84

Fund Transaction by Type

Start Date:7/1/19 End Date:12/31/19

Fund	Fund Description	Beginning Balance		Ending Balance
Type	Type Description	Debits	Credits	
EFP0000	Educ Facilities Partnership	-202,778,206.78		
GDIS	Distribution (General Fund)	0.00	22,077,752.15	
RCPT	Receipt	0.00	64,960.81	
WARR	Warrants	55,786,001.86	0.00	
				-169,134,917.88
EFT0000	Pub School Acad Fac/Trans	-231,510.18		
AXFR	Advance Transfer	0.00	580,000.00	
GDIS	Distribution (General Fund)	0.00	801,669.15	
RCPT	Receipt	0.00	1,453.74	
RXFR	Transfer (Regular)	1,139,174.28	15.93	
WARR	Warrants	244,795.48	0.00	
				-230,679.24
EGA0000	Div Elem &Secondary Ed	-685,178.77		
AXFR	Advance Transfer	0.00	401,000.00	
GDIS	Distribution (General Fund)	0.00	8,201,391.99	
RXFR	Transfer (Regular)	11,633,629.34	4,443,045.91	
				-2,096,987.33
EGA0100	DESE Emp Ins Avd Comm	-90,819.70		
RXFR	Transfer (Regular)	553,845.80	463,026.10	
				0.00
EGA1001	DESE Gen Rev Operation	-3,166,556.02		
RCPT	Receipt	0.00	4,405.64	
RXFR	Transfer (Regular)	7,848,852.62	10,990,172.55	
WARR	Warrants	1,810,976.95	0.00	
				-4,501,304.64
EGA1011	DESE General Rev Op	0.00		
RXFR	Transfer (Regular)	349,459.41	374,870.00	
WARR	Warrants	9,660.00	0.00	
				-15,750.59
EGA3000	AR Better Chance	0.00		
RCPT	Receipt	0.00	45,179.81	
RXFR	Transfer (Regular)	3,614,571.62	5,442,000.00	
WARR	Warrants	1,130,401.97	0.00	
				-742,206.22
EGB0000	Div Career & Technical Ed	0.00		
AXFR	Advance Transfer	0.00	350,500.00	
GDIS	Distribution (General Fund)	0.00	2,184,173.43	
RXFR	Transfer (Regular)	2,683,151.03	616,393.10	
				-467,915.50
EGB0100	Div Career & Technical Ed	-1,386,661.04		
RCPT	Receipt	0.00	2,546.92	
RXFR	Transfer (Regular)	2,142,540.49	2,087,287.35	
WARR	Warrants	559,516.78	0.00	
				-774,438.04
EGB0101	Div Career & Tech Ed	0.00		
RXFR	Transfer (Regular)	878,032.07	1,017,412.38	
WARR	Warrants	100,186.30	0.00	
				-39,194.01
EGB0102	Career Ed Skills Dev	0.00		
RCPT	Receipt	0.00	287.99	
RXFR	Transfer (Regular)	322,536.64	1,086,952.55	

Fund Transaction by Type

Start Date:7/1/19 End Date:12/31/19

Fund	Fund Description	Beginning Balance		Ending Balance
Type	Type Description	Debits	Credits	
WARR	Warrants	476,647.18	0.00	-288,056.72
EGB0103	State Vet Approving	0.00		
RXFR	Transfer (Regular)	3,500.00	5,245.62	
WARR	Warrants	591.42	0.00	-1,154.20
EGB0110	Career Tech Ed LESO	0.00		
RXFR	Transfer (Regular)	48,480.00	52,373.20	
WARR	Warrants	2,520.00	0.00	-1,373.20
EGR0000	Rehabilitation Services	0.00		
AXFR	Advance Transfer	0.00	304,000.00	
GDIS	Distribution (General Fund)	0.00	6,510,368.03	
RXFR	Transfer (Regular)	6,937,743.11	1,381,347.17	-1,257,972.09
EMA0000	Educational Television	0.00		
AXFR	Advance Transfer	0.00	1,668,000.00	
GDIS	Distribution (General Fund)	0.00	1,216,523.53	
RXFR	Transfer (Regular)	2,932,569.75	365,546.09	-317,499.87
EMA0100	Educational Television	-17,658.09		
RXFR	Transfer (Regular)	2,162,818.30	2,568,818.45	
WARR	Warrants	417,937.27	0.00	-5,720.97
EMA0200	Spec Rev Land Comm Dep (05)	-18,566.37		
RCPT	Receipt	0.00	435.09	
SDIS	Distribution (Special Fund)	0.00	421.61	
SPEC	Special Reversing Entry	435.09	0.00	-18,987.98
EPA0000	State Library	0.00		
AXFR	Advance Transfer	0.00	1,149,000.00	
GDIS	Distribution (General Fund)	0.00	759,336.23	
RXFR	Transfer (Regular)	1,892,227.04	186,180.81	-202,290.00
EPA0100	State Library	-210,688.39		
RXFR	Transfer (Regular)	1,071,562.59	1,706,483.19	
WARR	Warrants	834,866.90	0.00	-10,742.09
ESA0000	School for the Blind	0.00		
AXFR	Advance Transfer	0.00	2,093,000.00	
GDIS	Distribution (General Fund)	0.00	1,725,562.00	
RXFR	Transfer (Regular)	3,595,471.95	281,838.77	-504,928.82
ESA0100	School for the Blind	-404,371.98		
RCPT	Receipt	0.00	1,944.25	
RXFR	Transfer (Regular)	2,470,022.92	3,314,367.18	
WARR	Warrants	1,214,341.17	0.00	-36,319.32
ETC1500	Crowleys Ridge TI WF 19-5-30	-156.15		
RXFR	Transfer (Regular)	156.15	0.00	0.00

Fund Transaction by Type

Start Date:7/1/19 End Date:12/31/19

Fund	Fund Description	Beginning Balance		Ending Balance
Type	Type Description	Debits	Credits	
ETN0000	Northwest TI 19-5-304(8)(B)	-133,864.49		
AXFR	Advance Transfer	0.00	971,864.49	
GDIS	Distribution (General Fund)	0.00	690,064.54	
RXFR	Transfer (Regular)	1,771,674.48	162,682.75	
				-186,801.79
ETN0100	Northwest TI 19-5-304(8)(B)	-82,194.24		
RXFR	Transfer (Regular)	1,429,066.54	1,475,127.24	
WARR	Warrants	117,550.98	0.00	
				-10,703.96
ETN1500	Northwest TI WF 19-5-304(8)(B)	-260,940.14		
RCPT	Receipt	0.00	3,158.50	
RXFR	Transfer (Regular)	117,967.31	460,994.73	
WARR	Warrants	375,657.24	0.00	
				-231,468.82
ETN2000	Northwest TI GAE 19-5-304(8)E	-17,175.89		
RXFR	Transfer (Regular)	178,208.05	201,876.40	
WARR	Warrants	36,105.42	0.00	
				-4,738.82
ETN2700	Northwest TI ABE 19-5-304(8)E	-27,701.61		
RXFR	Transfer (Regular)	235,120.78	321,367.93	
WARR	Warrants	43,758.58	0.00	
				-70,190.18
ETR0000	Riverside TI 19-5-304(8)(C)	0.00		
AXFR	Advance Transfer	0.00	687,000.00	
GDIS	Distribution (General Fund)	0.00	555,165.72	
RXFR	Transfer (Regular)	1,210,589.07	147,734.39	
				-179,311.04
ETR0100	Riverside TI 19-5-304 (8)(C)	-167,993.98		
RCPT	Receipt	0.00	11.58	
RXFR	Transfer (Regular)	1,030,271.90	1,063,098.43	
WARR	Warrants	181,301.90	0.00	
				-19,530.19
EVA0000	School for the Deaf	-86,804.56		
AXFR	Advance Transfer	0.00	3,486,744.50	
GDIS	Distribution (General Fund)	0.00	2,061,520.03	
RXFR	Transfer (Regular)	5,651,970.07	541,142.98	
				-524,242.00
EVA0100	School for the Deaf	-106,531.17		
RCPT	Receipt	0.00	70,686.56	
RXFR	Transfer (Regular)	3,919,831.42	5,054,439.27	
WARR	Warrants	1,294,268.91	0.00	
				-17,556.67
FAA0100	Aeronautics FederalGrants	0.00		
RCPT	Receipt	0.00	19,513.65	
WARR	Warrants	19,513.65	0.00	
				0.00
FAK2000	ADED CDBG 00 Grant	-3,207,784.16		
RADJ	Receipt Adjustment	6,000.00	6,000.00	
RCPT	Receipt	0.00	4,390,296.53	
RXFR	Transfer (Regular)	129,615.64	0.00	
WARR	Warrants	3,883,023.34	0.00	

Fund Transaction by Type

Start Date:7/1/19 End Date:12/31/19

Fund	Fund Description	Beginning Balance		Ending Balance
Type	Type Description	Debits	Credits	
				-3,585,441.71
FAK2200	AEDC Storm Recovery Fed (07	-93,827.62		
RCPT	Receipt	0.00	64,301.98	
RXFR	Transfer (Regular)	20,620.25	0.00	
WARR	Warrants	24,491.66	0.00	
				-113,017.69
FAL0300	AGC Federal Operations	-88,928.87		
RCPT	Receipt	0.00	67,546.81	
RXFR	Transfer (Regular)	36,611.88	1,026.27	
WARR	Warrants	21,255.46	0.00	
				-99,634.61
FAL0700	AGS Data Preserv. and Mappir	-2,865.99		
RCPT	Receipt	0.00	22,750.59	
RXFR	Transfer (Regular)	15,686.58	0.00	
WARR	Warrants	4,289.43	0.00	
				-5,640.57
FAL0800	AGS Misc Federal Grants 0420	0.00		
RCPT	Receipt	0.00	8,185.36	
RXFR	Transfer (Regular)	1,626.27	1,026.27	
WARR	Warrants	7,563.17	0.00	
				-22.19
FAY0100	AG Medicaid Ind Costs	-53.29		
RXFR	Transfer (Regular)	0.00	117,492.96	
WARR	Warrants	108,254.01	0.00	
				-9,292.24
FAY0200	AG-Crime Vic Reparation Prg-	-181,210.48		
RCPT	Receipt	0.00	431,082.37	
RXFR	Transfer (Regular)	3.67	0.00	
WARR	Warrants	580,823.31	0.00	
				-31,465.87
FAY0900	AG Medicaid Operating	-4,580.85		
RCPT	Receipt	0.00	813,333.05	
RXFR	Transfer (Regular)	738,096.46	15,741.72	
WARR	Warrants	81,411.48	0.00	
				-14,147.68
FAY1100	CO-OP DISAB INVEST UNIT (0	-51,826.36		
RXFR	Transfer (Regular)	169,841.07	215,712.05	
WARR	Warrants	24,428.89	0.00	
				-73,268.45
FCG0100	DWS Workforce Investment Ac	0.00		
RCPT	Receipt	0.00	8,866,088.12	
RXFR	Transfer (Regular)	13,124.60	6,813.53	
WARR	Warrants	8,746,117.02	0.00	
				-113,660.03
FCL1000	ASCL-ICAC (0955)	0.00		
RCPT	Receipt	0.00	2,266.65	
WARR	Warrants	2,266.65	0.00	
				0.00
FCL2019	Federal CDC (0955)	0.00		
RCPT	Receipt	0.00	33,917.06	
RXFR	Transfer (Regular)	0.00	199,346.00	

Fund Transaction by Type

Start Date:7/1/19 End Date:12/31/19

Fund	Fund Description	Beginning Balance		Ending Balance
Type	Type Description	Debits	Credits	
WARR	Warrants	67,092.75	0.00	
				-166,170.31
FCL2100	DNA Capacity Enhancement 01	0.00		
RCPT	Receipt	0.00	315,517.44	
RXFR	Transfer (Regular)	196,236.15	0.00	
WARR	Warrants	119,281.29	0.00	
				0.00
FCL2200	DNA Casework	-10,040.27		
WARR	Warrants	10,040.27	0.00	
				0.00
FCL2400	ASCL 2007 Coverdell (0955)	0.00		
RCPT	Receipt	0.00	38,362.74	
RXFR	Transfer (Regular)	7,060.00	0.00	
WARR	Warrants	31,302.74	0.00	
				0.00
FCP0500	ADHE Tech Ed Program	-86,861.29		
RXFR	Transfer (Regular)	91,874.88	226,530.00	
WARR	Warrants	186,023.84	0.00	
				-35,492.57
FCP1100	ADHE-Tanf (0700)	-13,832.39		
RCPT	Receipt	0.00	29.41	
RXFR	Transfer (Regular)	123,096.98	3,337,993.91	
WARR	Warrants	2,752,397.37	0.00	
				-476,361.36
FCT0000	FDA Tobacco Insp Prog (0261)	-53,245.94		
RCPT	Receipt	0.00	283,249.71	
RXFR	Transfer (Regular)	193,671.18	0.00	
WARR	Warrants	81,949.48	0.00	
				-60,874.99
FDFO000	ADFA-NHTF Federal (0395)	0.00		
RCPT	Receipt	0.00	1,138,306.78	
WARR	Warrants	1,138,306.78	0.00	
				0.00
FEA0100	Adult Basic Ed-Grant 02	-15,535.29		
WARR	Warrants	15,535.29	0.00	
				0.00
FEA0200	SNAP Ed & Trng Admin ADHS	-547,233.10		
WARR	Warrants	547,233.10	0.00	
				0.00
FEA0201	SNAP E&T	0.00		
RCPT	Receipt	0.00	373,014.11	
RXFR	Transfer (Regular)	55,276.65	28.03	
WARR	Warrants	8,952.34	0.00	
				-308,813.15
FEA0300	Adult Basic Ed-Grant 01	-444,244.79		
RXFR	Transfer (Regular)	30,818.76	0.00	
WARR	Warrants	413,426.03	0.00	
				0.00
FEA0301	ABE-Grant-01	0.00		
RCPT	Receipt	0.00	1,793,810.83	

Fund Transaction by Type

Start Date:7/1/19 End Date:12/31/19

Fund	Fund Description	Beginning Balance		Ending Balance
Type	Type Description	Debits	Credits	
RXFR	Transfer (Regular)	293,795.70	46,338.65	
WARR	Warrants	1,317,934.64	0.00	
				-228,419.14
FEA0401	USDA RBDG			0.00
RCPT	Receipt	0.00	22,484.42	
WARR	Warrants	22,484.42	0.00	
				0.00
FEB0200	AR Deaf School-6B Passthrou			-16,078.10
RXFR	Transfer (Regular)	0.00	44,655.50	
WARR	Warrants	44,655.50	0.00	
				-16,078.10
FEB0500	Deaf Sch-Medicaid Provider Pi			-55,190.47
RCPT	Receipt	0.00	57,153.72	
RXFR	Transfer (Regular)	2,487.30	48,148.14	
WARR	Warrants	109,209.95	0.00	
				-48,795.08
FEB1300	ARS-VR Vendor (0513)			-26,654.37
RCPT	Receipt	0.00	30,000.00	
WARR	Warrants	21,245.42	0.00	
				-35,408.95
FEB1500	ASD Federal Title I (0513)			0.00
RXFR	Transfer (Regular)	0.00	9,813.30	
WARR	Warrants	9,813.30	0.00	
				0.00
FEC0400	Blind School-Chapter II			-512,637.62
RCPT	Receipt	0.00	1,240.32	
RXFR	Transfer (Regular)	39,020.28	57,788.39	
WARR	Warrants	14,240.92	0.00	
				-518,405.13
FEC0600	Blind School-6B Passthrough			-50,692.30
RXFR	Transfer (Regular)	0.00	25,944.23	
WARR	Warrants	68,244.88	0.00	
				-8,391.65
FEC1100	School for Blind-Federal Oper			0.00
RXFR	Transfer (Regular)	0.00	39,000.00	
WARR	Warrants	3,775.00	0.00	
				-35,225.00
FEE0359	ADE NAEP 03			-343,087.24
RCPT	Receipt	0.00	115,083.00	
RXFR	Transfer (Regular)	50,468.24	0.00	
WARR	Warrants	7,863.50	0.00	
				-399,838.50
FEE1463	Promise 2014 (0500)			0.00
RCPT	Receipt	0.00	3,553,273.73	
WARR	Warrants	3,553,273.73	0.00	
				0.00
FEE1617	Sch Impr 2016 (0500)			0.00
RCPT	Receipt	0.00	1,795.82	
WARR	Warrants	1,795.82	0.00	
				0.00

Fund Transaction by Type

Start Date:7/1/19 End Date:12/31/19

Fund	Fund Description	Beginning Balance		Ending Balance
Type	Type Description	Debits	Credits	
FEE1717	School Improv 1003(g)-2017		0.00	
RCPT	Receipt	0.00	1,723,113.32	
WARR	Warrants	1,723,113.32	0.00	0.00
FEE1731	SpecEd 2017 (0500)		0.00	
RCPT	Receipt	0.00	298.75	
RXFR	Transfer (Regular)	298.75	0.00	0.00
FEE1823	Homeless 2018 (0500)		0.00	
RCPT	Receipt	0.00	69,569.02	
RXFR	Transfer (Regular)	100.00	100.00	
WARR	Warrants	69,569.02	0.00	0.00
FEE1826	Migrant 2018 (0500)		0.00	
RCPT	Receipt	0.00	83,105.86	
WARR	Warrants	83,105.86	0.00	0.00
FEE1831	SpecEd 2018 (0500)		-50.00	
RCPT	Receipt	0.00	228,802.51	
RXFR	Transfer (Regular)	32,121.39	1,287.00	
WARR	Warrants	198,018.12	0.00	0.00
FEE1832	SpEdPre 2018 (0500)		0.00	
RCPT	Receipt	0.00	6,335.55	
RXFR	Transfer (Regular)	1,792.99	0.00	
WARR	Warrants	4,542.56	0.00	0.00
FEE1835	Title I 2018 (0500)		-6,906.30	
RCPT	Receipt	0.00	4,262,442.89	
RXFR	Transfer (Regular)	2,817.39	70,319.34	
WARR	Warrants	4,336,851.14	0.00	0.00
FEE1839	N&D 2018 (0500)		0.00	
RCPT	Receipt	0.00	156,770.11	
RXFR	Transfer (Regular)	156,770.11	0.00	0.00
FEE1852	ImpTchrQ 2018 (0500)		0.00	
RCPT	Receipt	0.00	933,148.51	
RXFR	Transfer (Regular)	1,327.06	1,362.31	
WARR	Warrants	933,183.76	0.00	0.00
FEE1854	21CCLC 2018 (0500)		0.00	
RCPT	Receipt	0.00	680,578.55	
RXFR	Transfer (Regular)	33,706.96	46,264.74	
WARR	Warrants	693,136.33	0.00	0.00
FEE1856	Rural Ed 2018 (0500)		0.00	
RCPT	Receipt	0.00	67,909.49	
WARR	Warrants	67,909.49	0.00	0.00
FEE1858	English 2018 (0500)		0.00	

Fund Transaction by Type

Start Date:7/1/19 End Date:12/31/19

Fund	Fund Description	Beginning Balance		Ending Balance
Type	Type Description	Debits	Credits	
RCPT	Receipt	0.00	99,253.86	
RXFR	Transfer (Regular)	3,699.79	0.00	
WARR	Warrants	95,554.07	0.00	
				0.00
FEE1861	Title IV-2018 (0500)			0.00
RCPT	Receipt	0.00	216,690.39	
RXFR	Transfer (Regular)	5,133.88	0.00	
WARR	Warrants	211,556.51	0.00	
				0.00
FEE1903	Hurricane Relief 2019 (0500)			0.00
RCPT	Receipt	0.00	2,410.86	
WARR	Warrants	2,410.86	0.00	
				0.00
FEE1904	Sped CAYSI 2019 (0500)			-4,836.78
RCPT	Receipt	0.00	15,393.15	
RXFR	Transfer (Regular)	14,773.81	842.15	
WARR	Warrants	1,354.98	0.00	
				-4,943.29
FEE1915	CSH - 19 (0500)			-2,883.24
RCPT	Receipt	0.00	29,820.64	
RXFR	Transfer (Regular)	8,029.86	1.19	
WARR	Warrants	24,675.21	0.00	
				0.00
FEE1917	AWARE Arkansas 2019 (0500)			-9,318.34
RADJ	Receipt Adjustment	3,137.05	3,137.05	
RCPT	Receipt	0.00	923,706.73	
RXFR	Transfer (Regular)	253,942.20	190,843.80	
WARR	Warrants	869,730.39	0.00	
				-196.28
FEE1923	Homeless 2019 (0500)			-3,548.06
RCPT	Receipt	0.00	422,671.85	
RXFR	Transfer (Regular)	56,306.64	6,165.62	
WARR	Warrants	373,206.65	0.00	
				-2,872.24
FEE1926	Migrant 2019 (0500)			0.00
RCPT	Receipt	0.00	1,924,900.68	
WARR	Warrants	1,924,900.68	0.00	
				0.00
FEE1931	SpecEd 2019 (0500)			-41,896.49
RCPT	Receipt	0.00	24,877,802.15	
RXFR	Transfer (Regular)	273,826.03	9,685.31	
WARR	Warrants	24,655,557.92	0.00	
				0.00
FEE1932	SpEdPre 2019 (0500)			0.00
RCPT	Receipt	0.00	1,232,838.25	
RXFR	Transfer (Regular)	0.00	1,792.99	
WARR	Warrants	1,232,838.25	0.00	
				-1,792.99
FEE1935	Title I 2019 (0500)			0.00
RCPT	Receipt	0.00	44,758,651.37	
RXFR	Transfer (Regular)	30,037.38	3,425.29	

Fund Transaction by Type

Start Date:7/1/19 End Date:12/31/19

Fund	Fund Description	Beginning Balance		Ending Balance
Type	Type Description	Debits	Credits	
WARR	Warrants	44,732,039.28	0.00	0.00
FEE1939	N and D 2019 (0500)	0.00		
RCPT	Receipt	0.00	33,937.87	
RXFR	Transfer (Regular)	33,937.87	0.00	0.00
FEE1948	CDC Surveillance-2019 (0500)	-9,853.17		
RCPT	Receipt	0.00	33,171.00	
RXFR	Transfer (Regular)	13,381.34	213.55	
WARR	Warrants	29,856.38	0.00	0.00
FEE1952	ImpTchrQ 2019 (0500)	-5,000.00		
RCPT	Receipt	0.00	5,319,209.08	
RXFR	Transfer (Regular)	80,540.87	88,373.54	
WARR	Warrants	5,332,041.75	0.00	0.00
FEE1954	21CCLC 2019 (0500)	-44,981.88		
RCPT	Receipt	0.00	3,659,031.68	
RXFR	Transfer (Regular)	66,693.51	29,756.42	
WARR	Warrants	3,667,076.47	0.00	0.00
FEE1956	Rural Ed 2019 (0500)	0.00		
RCPT	Receipt	0.00	992,816.74	
WARR	Warrants	992,816.74	0.00	0.00
FEE1958	English 2019 (0500)	0.00		
RCPT	Receipt	0.00	1,415,391.52	
RXFR	Transfer (Regular)	5.28	27,000.00	
WARR	Warrants	1,442,386.24	0.00	0.00
FEE1961	Title IV 2019 (0500)	-12,000.00		
RCPT	Receipt	0.00	3,018,936.73	
RXFR	Transfer (Regular)	5,133.88	5,133.88	
WARR	Warrants	3,030,936.73	0.00	0.00
FEE2009	Elem & Secnd Ed-Refunds to F	-52,131.74		
RCPT	Receipt	0.00	22,306.76	
RXFR	Transfer (Regular)	0.00	21,103.75	
WARR	Warrants	75,836.75	0.00	-19,705.50
FEE2027	ADE NCES	-14,960.98		
RXFR	Transfer (Regular)	792.87	0.00	
WARR	Warrants	4,955.44	0.00	-9,212.67
FEE203Z	ADE- Federal Operations	-18,196.01		
RXFR	Transfer (Regular)	571,639.03	571,639.03	-18,196.01
FEE2048	SURV - 20	0.00		
RCPT	Receipt	0.00	22,816.68	
RXFR	Transfer (Regular)	17,946.02	0.09	
WARR	Warrants	3,270.84	0.00	

Fund Transaction by Type

Start Date:7/1/19 End Date:12/31/19

Fund	Fund Description	Beginning Balance		Ending Balance
Type	Type Description	Debits	Credits	
				-1,599.91
FEE2052	ImpTchrQ 2020	0.00		
RCPT	Receipt	0.00	4,487,466.47	
RXFR	Transfer (Regular)	118,145.54	12,938.93	
WARR	Warrants	4,379,365.17	0.00	
				-2,894.69
FEE2054	21CCLC 2020	0.00		
RCPT	Receipt	0.00	76,563.70	
RXFR	Transfer (Regular)	1,982.36	191.96	
WARR	Warrants	74,773.30	0.00	
				0.00
FEE2056	Rural Ed 2020	0.00		
RCPT	Receipt	0.00	1,027,673.35	
WARR	Warrants	1,027,673.35	0.00	
				0.00
FEE2057	State Assess 2020	0.00		
RCPT	Receipt	0.00	1,874,850.52	
WARR	Warrants	1,874,850.52	0.00	
				0.00
FEE2058	English 2020	0.00		
RCPT	Receipt	0.00	530,606.04	
RXFR	Transfer (Regular)	3,706.75	3,699.79	
WARR	Warrants	530,599.08	0.00	
				0.00
FEE2061	Title IV 2020	0.00		
RCPT	Receipt	0.00	1,567,729.68	
RXFR	Transfer (Regular)	2,701.59	4,450.72	
WARR	Warrants	1,569,478.81	0.00	
				0.00
FEE9915	CSH - 2020	0.00		
RADJ	Receipt Adjustment	168.00	168.00	
RCPT	Receipt	0.00	125,587.05	
RXFR	Transfer (Regular)	80,257.45	0.02	
WARR	Warrants	42,382.84	0.00	
				-2,946.78
FEE9917	Aware AR 2020	0.00		
RCPT	Receipt	0.00	225,039.31	
RXFR	Transfer (Regular)	193,122.05	172,140.12	
WARR	Warrants	204,057.38	0.00	
				0.00
FEE9923	Homeless 2020	0.00		
RCPT	Receipt	0.00	142,303.06	
RXFR	Transfer (Regular)	61,546.37	1,246.72	
WARR	Warrants	82,003.41	0.00	
				0.00
FEE9926	Migrant 2020	0.00		
RCPT	Receipt	0.00	7,995.15	
WARR	Warrants	7,995.15	0.00	
				0.00
FEE9927	AR Literacy-2020 (0500)	0.00		
RCPT	Receipt	0.00	14,264.98	

Fund Transaction by Type

Start Date:7/1/19 End Date:12/31/19

Fund	Fund Description	Beginning Balance		Ending Balance
Type	Type Description	Debits	Credits	
WARR	Warrants	14,264.98	0.00	0.00
FEE9931	Spec Ed 2020	0.00		
RCPT	Receipt	0.00	31,373,549.81	
RXFR	Transfer (Regular)	872,815.72	79,259.50	
WARR	Warrants	30,485,366.09	0.00	-94,627.50
FEE9932	SpEdPre 2020	0.00		
RCPT	Receipt	0.00	1,401,576.33	
WARR	Warrants	1,401,576.33	0.00	0.00
FEE9935	Title I 2020	0.00		
RCPT	Receipt	0.00	36,514,858.38	
RXFR	Transfer (Regular)	13,942.22	0.00	
WARR	Warrants	36,500,916.16	0.00	0.00
FEE9999	Federal Com Adm 04	-548.44		
RCPT	Receipt	0.00	870,837.75	
RXFR	Transfer (Regular)	623,580.27	0.00	
WARR	Warrants	245,417.11	0.00	-2,388.81
FEL0100	AR St Library-LSTA	0.00		
RCPT	Receipt	0.00	1,070,000.00	
RXFR	Transfer (Regular)	86,074.84	0.00	
WARR	Warrants	831,880.60	0.00	-152,044.56
FEL0200	St Library LSTA 2002 Award	-73,599.68		
RCPT	Receipt	0.00	385,298.00	
RXFR	Transfer (Regular)	99,048.18	0.00	
WARR	Warrants	359,849.50	0.00	0.00
FEV0100	Fed Vocational Ed-Oprs	-573,438.94		
RCPT	Receipt	0.00	5,547,051.94	
RXFR	Transfer (Regular)	467,934.95	0.00	
WARR	Warrants	5,644,873.86	0.00	-7,682.07
FEV0900	TANF from DWS for JAG ACT2	-750.75		
RCPT	Receipt	0.00	2,894.21	
RXFR	Transfer (Regular)	0.00	27,639.27	
WARR	Warrants	31,284.23	0.00	0.00
FEW0100	Fed Vet Apprv Ag-Vet Approv	-518,130.41		
RXFR	Transfer (Regular)	517,990.69	0.00	
WARR	Warrants	139.72	0.00	0.00
FEW0101	Fed Vet Approving	0.00		
RCPT	Receipt	0.00	74,721.98	
RXFR	Transfer (Regular)	124,556.93	517,990.69	
WARR	Warrants	15,168.40	0.00	-452,987.34
FFA3561	AR Agri Dept L/P National Anir	-183,258.71		

Fund Transaction by Type

Start Date:7/1/19 End Date:12/31/19

Fund	Fund Description	Beginning Balance		Ending Balance
Type	Type Description	Debits	Credits	
RCPT	Receipt	0.00	70,569.00	
RXFR	Transfer (Regular)	71,593.35	0.00	
WARR	Warrants	114.99	0.00	
				-182,119.37
FFA3564	AR Agri L/P NPIP/LPAI	-181,737.50		
RCPT	Receipt	0.00	150,896.00	
RXFR	Transfer (Regular)	76,441.04	26.25	
WARR	Warrants	704.32	0.00	
				-255,514.39
FFA9901	DFA US Dept Agri Econ Assts	-165,796.91		
RCPT	Receipt	0.00	196,056.50	
RXFR	Transfer (Regular)	83,157.03	6,300.00	
WARR	Warrants	205,567.35	0.00	
				-79,429.03
FHA1001	Federal Indirect Cost	-1,830,466.11		
RXFR	Transfer (Regular)	264,524.54	816,078.31	
WARR	Warrants	47,564.56	0.00	
				-2,334,455.32
FHB1327	CN DirCert Perf 2014 (0500)	-42,023.19		
RXFR	Transfer (Regular)	1,228.83	0.00	
WARR	Warrants	3,564.35	0.00	
				-37,230.01
FHB1921	CN SAE 2019 (0500)	-51,073.68		
RCPT	Receipt	0.00	947,848.42	
RXFR	Transfer (Regular)	778,546.28	5,809.95	
WARR	Warrants	226,176.87	0.00	
				-8.90
FHB1925	CN FFVP 2019 (0500)	-2,167.42		
RCPT	Receipt	0.00	477,628.88	
RXFR	Transfer (Regular)	25,605.10	3,102.42	
WARR	Warrants	457,293.62	0.00	
				0.00
FHB1940	CN Meals 2019 (0500)	0.00		
RCPT	Receipt	0.00	42,927,179.37	
WARR	Warrants	42,927,179.37	0.00	
				0.00
FHB2013	CN Meals 2020	0.00		
RCPT	Receipt	0.00	40,490,841.47	
WARR	Warrants	40,490,841.47	0.00	
				0.00
FHB2014	CN SAE 2020	0.00		
RCPT	Receipt	0.00	60,381.72	
RXFR	Transfer (Regular)	0.00	760.10	
WARR	Warrants	16,656.91	0.00	
				-44,484.91
FHB2019	CN FFVP 2020	0.00		
RCPT	Receipt	0.00	16,289.52	
RXFR	Transfer (Regular)	16,335.86	3,101.49	
WARR	Warrants	840.00	0.00	
				-2,215.15
FHBZZZZ	Child Nutrition Oper (0500)	-5,014.98		

Fund Transaction by Type

Start Date:7/1/19 End Date:12/31/19

Fund	Fund Description	Beginning Balance	Ending Balance
Type	Type Description	Debits	Credits
RXFR	Transfer (Regular)	8,409.76	8,409.76
			-5,014.98
FHH0410	DAH-NHC Fed Dev (0865)	-1,025,299.46	
RCPT	Receipt	0.00	26,961.08
RXFR	Transfer (Regular)	20,290.06	0.00
WARR	Warrants	152,968.06	0.00
			-879,002.42
FHH1719	Arts Council-Federal Program	-38,320.10	
RCPT	Receipt	0.00	51,736.00
RXFR	Transfer (Regular)	8,237.86	0.00
WARR	Warrants	81,818.24	0.00
			0.00
FHH1720	FY20 AAC Plan Grant	0.00	
RCPT	Receipt	0.00	344,900.00
RXFR	Transfer (Regular)	9,043.42	0.00
WARR	Warrants	299,008.82	0.00
			-36,847.76
FHP1519	DAH-Historic Preserv-Fed-Pro	-20,162.09	
RCPT	Receipt	0.00	50,000.00
RXFR	Transfer (Regular)	0.82	1,526.00
WARR	Warrants	71,687.27	0.00
			0.00
FHP1520	FY20 HPP Plan Grant	0.00	
RCPT	Receipt	0.00	310,000.00
RXFR	Transfer (Regular)	201,890.12	0.00
WARR	Warrants	15,160.31	0.00
			-92,949.57
FID0500	SHIIP ACL (0425)	-8,027.38	
RCPT	Receipt	0.00	211,299.57
RXFR	Transfer (Regular)	95,081.07	0.00
WARR	Warrants	113,850.04	0.00
			-10,395.84
FID0600	MIPPA-3	-1,000.00	
RCPT	Receipt	0.00	39,039.91
RXFR	Transfer (Regular)	0.00	534.60
WARR	Warrants	34,625.51	0.00
			-5,949.00
FID0800	MarketplaceStabilization-0425	-3,462.28	
RCPT	Receipt	0.00	101,442.93
RXFR	Transfer (Regular)	42,539.96	0.00
WARR	Warrants	43,321.37	0.00
			-19,043.88
FIGS000	DFA IGS Fed Grants	-21,979.80	
RCPT	Receipt	0.00	115,212.56
RXFR	Transfer (Regular)	74,496.99	0.83
WARR	Warrants	40,702.28	0.00
			-21,993.92
FIGS001	DFA IGS JAG TRUST FUND	-1,647,703.77	
DXFR	Transfer (Deduction)	0.00	16,026.99
RCPT	Receipt	0.00	4,961.61
RXFR	Transfer (Regular)	63,976.41	6.65

Fund Transaction by Type

Start Date:7/1/19 End Date:12/31/19

Fund	Fund Description	Beginning Balance	Ending Balance
Type	Type Description	Debits	Credits
WARR	Warrants	429,990.19	0.00
			-1,174,732.42
FIGS002	Justice Reinvestment Initiativ	0.00	
RCPT	Receipt	0.00	63,660.41
RXFR	Transfer (Regular)	63,660.41	0.00
			0.00
FIGS003	Project Safe Neighborhood W	-864.56	
RCPT	Receipt	0.00	6,275.21
RXFR	Transfer (Regular)	5,238.99	0.00
WARR	Warrants	1,402.18	0.00
			-498.60
FIGS004	Project Safe Neighborhood Ea	-1,013.56	
RCPT	Receipt	0.00	7,763.85
RXFR	Transfer (Regular)	6,879.30	0.00
WARR	Warrants	1,245.11	0.00
			-653.00
FIGS005	Comprehensive Opiod Abuse I	-1,000.63	
RCPT	Receipt	0.00	33,081.35
RXFR	Transfer (Regular)	7,990.54	0.00
WARR	Warrants	24,875.26	0.00
			-1,216.18
FIT0101	AR Agri Forest Rur Fire Equip	-100,917.01	
RCPT	Receipt	0.00	207,566.40
WARR	Warrants	83,161.13	0.00
			-225,322.28
FIT0901	AR Agri Dept Forest Fire Mitig:	-872,538.45	
RCPT	Receipt	0.00	601,426.06
WARR	Warrants	251,365.55	0.00
			-1,222,598.96
FIT1201	AR Agri Dept Forestry Nat'l Fir	-608,184.62	
RXFR	Transfer (Regular)	53,731.29	0.00
WARR	Warrants	78,131.92	0.00
			-476,321.41
FIT1501	AR Agri Forestry Pine Beetle F	-245,961.77	
RCPT	Receipt	0.00	8,205.95
WARR	Warrants	34,200.00	0.00
			-219,967.72
FIT1701	AR Agri Dept Forestry Legacy	-76,814.65	
RCPT	Receipt	0.00	8,468.01
WARR	Warrants	1,477.02	0.00
			-83,805.64
FIT1901	Agri AFC Silvicultural Non Poi	-29,372.49	
WARR	Warrants	2,404.13	0.00
			-26,968.36
FJD0300	Jud Dept Fed-1JS AV Mediatio	-17,894.85	
RCPT	Receipt	0.00	42,405.29
RXFR	Transfer (Regular)	22,350.56	0.00
WARR	Warrants	30,906.05	0.00
			-7,043.53
FJD0600	Jud Dept Fed Trng Research	-9,119.99	

Fund Transaction by Type

Start Date:7/1/19

End Date:12/31/19

Fund	Fund Description	Beginning Balance		Ending Balance
Type	Type Description	Debits	Credits	
RCPT	Receipt	0.00	151,916.22	
RXFR	Transfer (Regular)	78,023.34	0.00	
WARR	Warrants	82,638.71	0.00	
				-374.16
FJD1500	CaseMgt CDLConvictionRep (-71,063.45		
RCPT	Receipt	0.00	87,700.58	
WARR	Warrants	120,817.19	0.00	
				-37,946.84
FJD2400	Drug Court Enhance Grant 201	-15,570.38		
RCPT	Receipt	0.00	96,008.73	
WARR	Warrants	110,651.52	0.00	
				-927.59
FKA0000	AR Emerg Mngt-Fed	-495.17		
RXFR	Transfer (Regular)	9,532.58	12,984.99	
				-3,947.58
FKA1607	PRE-DIS MIT-COMP 15 (0995)	-4,440.00		
RCPT	Receipt	0.00	7,712.38	
WARR	Warrants	12,096.00	0.00	
				-56.38
FKA1701	ODP 16 (0995)	-3,246.91		
RCPT	Receipt	0.00	13,543.22	
RXFR	Transfer (Regular)	361.50	1,699.34	
WARR	Warrants	18,127.97	0.00	
				0.00
FKA1702	HMEP - Training & Planning	25,078.62		
RCPT	Receipt	0.00	218,485.20	
RXFR	Transfer (Regular)	22,746.81	2,679.16	
WARR	Warrants	160,630.76	0.00	
				-12,708.17
FKA1704	EMPG SOFT 16 (0995)	-1,446.19		
RCPT	Receipt	0.00	2,474.80	
				-3,920.99
FKA1705	16 (0995)	-13,310.26		
RCPT	Receipt	0.00	31,016.50	
RXFR	Transfer (Regular)	62,384.08	52,991.72	
WARR	Warrants	7,702.26	0.00	
				-27,232.14
FKA1801	ODP 17 (0995)	-127,062.54		
RCPT	Receipt	0.00	779,212.10	
RXFR	Transfer (Regular)	74,555.15	31,516.82	
WARR	Warrants	658,774.25	0.00	
				-204,462.06
FKA1803	EMPG SOFT 17	-28,286.84		
RCPT	Receipt	0.00	205,104.60	
RXFR	Transfer (Regular)	6,946.27	4,322.72	
WARR	Warrants	214,359.55	0.00	
				-16,408.34
FKA1901	EMPG Locals (0995)	-102,323.27		
RCPT	Receipt	0.00	1,258,902.96	
WARR	Warrants	1,183,705.74	0.00	
				-177,520.49

Fund Transaction by Type

Start Date:7/1/19 End Date:12/31/19

Fund	Fund Description	Beginning Balance	Ending Balance
Type	Type Description	Debits	Credits
FKA1902	EMPG Soft Match (0995)	0.00	
RCPT	Receipt	0.00	178,103.42
RXFR	Transfer (Regular)	7,500.42	7,550.00
WARR	Warrants	163,343.95	0.00
			-14,809.05
FKA1903	HSGP 18 (0995)	-11,073.33	
RCPT	Receipt	0.00	1,471,830.89
RXFR	Transfer (Regular)	194,347.01	7,425.55
WARR	Warrants	759,171.55	0.00
			-536,811.21
FKA1904	NSGP 18 (0995)	0.00	
RCPT	Receipt	0.00	49,581.00
WARR	Warrants	49,581.00	0.00
			0.00
FKA1905	Pre-Disaster Mitiga-Comp 17	-6,000.00	
RCPT	Receipt	0.00	519,021.33
RXFR	Transfer (Regular)	54,165.66	113,148.69
WARR	Warrants	202,090.03	0.00
			-381,914.33
FKA2003	HMEP 19 T&P (0995)	0.00	
RCPT	Receipt	0.00	11,034.19
RXFR	Transfer (Regular)	13,643.99	0.00
WARR	Warrants	4,678.28	0.00
			7,288.08
FKA4600	ADEM-CSEPP-O&M99	-1,313.82	
RXFR	Transfer (Regular)	500.00	500.00
			-1,313.82
FKM5000	DEV DIS COUNCIL-FED (0610)	-17,516.62	
RCPT	Receipt	0.00	364,789.51
RXFR	Transfer (Regular)	111,147.67	14.01
WARR	Warrants	257,537.88	0.00
			-13,634.59
FLA1063	Fusion Center Grant 17 (0960)	-686.01	
RCPT	Receipt	0.00	12.61
RXFR	Transfer (Regular)	0.00	37,057.28
WARR	Warrants	37,635.49	0.00
			-120.41
FLA1161	Bob Grant 18 (0960)	0.00	
RXFR	Transfer (Regular)	0.00	3,840.87
WARR	Warrants	3,840.87	0.00
			0.00
FLA1162	SWAT Grant 18 (0960)	0.00	
RXFR	Transfer (Regular)	0.00	33,657.00
WARR	Warrants	10,907.00	0.00
			-22,750.00
FLA1163	Fusion Center Grant 18 (0960)	0.00	
RXFR	Transfer (Regular)	0.00	14,599.84
WARR	Warrants	12,036.36	0.00
			-2,563.48
FLA8402	INTER CRIMES AGAINST CHIL	-24,792.79	
RCPT	Receipt	0.00	167,502.56

Fund Transaction by Type

Start Date:7/1/19 End Date:12/31/19

Fund	Fund Description	Beginning Balance		Ending Balance
Type	Type Description	Debits	Credits	
RXFR	Transfer (Regular)	30,592.10	506.15	
WARR	Warrants	159,849.00	0.00	
				-2,360.40
FLA8502	ICAC 19	0.00		
RCPT	Receipt	0.00	15,304.30	
RXFR	Transfer (Regular)	102.62	0.00	
WARR	Warrants	3,148.99	0.00	
				-12,052.69
FMD0000	ADEM-Disaster Relief Fed	-153,622.50		
RXFR	Transfer (Regular)	32,112.41	23,192.41	
				-144,702.50
FMD1101	1975 Disaster Relief (0995)	-16,110.08		
RCPT	Receipt	0.00	262,149.18	
RXFR	Transfer (Regular)	224,277.59	13,150.00	
WARR	Warrants	34,514.23	0.00	
				-32,617.44
FMD1402	4143 Disaster RelfAssist (0995)	0.00		
RCPT	Receipt	0.00	197,169.14	
RXFR	Transfer (Regular)	0.00	260.00	
WARR	Warrants	197,169.14	0.00	
				-260.00
FMD1406	Dis Rel Public Assist (0995)	-2,106.96		
RCPT	Receipt	0.00	1,420.76	
RXFR	Transfer (Regular)	3,272.41	0.00	
				-255.31
FMD1408	Dis Relief Haz Mitigation 0995	-20,241.54		
RCPT	Receipt	0.00	32,400.96	
WARR	Warrants	52,642.50	0.00	
				0.00
FMD1501	Disaster Relief Pub Ass (0995)	-25,634.83		
RXFR	Transfer (Regular)	1,987.64	0.00	
				-23,647.19
FMD1502	Disaster Rel Haz Mit (0995)	-3,800.52		
RCPT	Receipt	0.00	55,914.28	
RXFR	Transfer (Regular)	25,557.98	11,950.00	
WARR	Warrants	45,544.94	0.00	
				-561.88
FMD1601	4254 DIS REL PUB ASST (0995)	-99,369.80		
RXFR	Transfer (Regular)	91,712.88	0.00	
				-7,656.92
FMD1602	4254 DIS REL HAZ MIT (0995)	-3,622.42		
RCPT	Receipt	0.00	839,782.84	
RXFR	Transfer (Regular)	19,857.35	6,734.08	
WARR	Warrants	827,334.82	0.00	
				-2,947.17
FMD1603	4270 Disa Relf PublAssit 0995	-2,305.93		
RXFR	Transfer (Regular)	1,155.52	0.00	
				-1,150.41
FMD1604	4270 Diast Relf Haz Mitgt 0995	-3,561.50		
RCPT	Receipt	0.00	871.25	

Fund Transaction by Type

Start Date:7/1/19 End Date:12/31/19

Fund	Fund Description	Beginning Balance		Ending Balance
Type	Type Description	Debits	Credits	
RXFR	Transfer (Regular)	5,758.43	1,400.00	
				-74.32
FMD1801	4318 Disaster Rel Public Asst	-6,672.74		
RCPT	Receipt	0.00	819,522.55	
RXFR	Transfer (Regular)	238,503.48	3,552.41	
WARR	Warrants	591,028.70	0.00	
				-215.52
FMD1802	4318 Disaster Rel Haz Mitiga	-3,955.65		
RCPT	Receipt	0.00	1,295.49	
RXFR	Transfer (Regular)	5,246.11	450.00	
				-455.03
FMD1901	4441 Disaster Relief Pub Asst	0.00		
RCPT	Receipt	0.00	1,885,549.04	
RXFR	Transfer (Regular)	77,586.70	42,899.59	
WARR	Warrants	1,408,370.62	0.00	
				-442,491.31
FMF0300	Fed-275 Trng Site	2,472,812.99		
RCPT	Receipt	0.00	6,257,428.16	
RXFR	Transfer (Regular)	37,791.00	2,575,434.72	
WARR	Warrants	8,811,079.20	0.00	
				2,488,820.31
FMF0700	Fed-270 Trng Site	2,097,787.57		
RCPT	Receipt	0.00	3,138,441.24	
RXFR	Transfer (Regular)	7,185,058.28	4,736,105.74	
WARR	Warrants	828,959.08	0.00	
				2,237,257.95
FMF2200	Fed-Ft Chaffee Salary	678,604.07		
RCPT	Receipt	0.00	712,568.77	
RXFR	Transfer (Regular)	1,969,858.40	1,392,920.98	
WARR	Warrants	256,824.89	0.00	
				799,797.61
FMF2300	Fed-Ft Chaffee Exp	1,977,724.62		
RCPT	Receipt	0.00	3,761,389.61	
RXFR	Transfer (Regular)	30,100.20	943,551.39	
WARR	Warrants	4,046,177.11	0.00	
				1,349,060.93
FMF9T69	Prof Ed Center (0975)	-13,270.06		
WARR	Warrants	307.72	0.00	
				-12,962.34
FMFCX34	FtChaffee Readiness Ctr 0975	0.00		
RCPT	Receipt	0.00	30,000.00	
				-30,000.00
FMFHOLD	FEDERAL HOLDING ACCOUN'	-139,255.12		
RCPT	Receipt	0.00	9,390,200.00	
RXFR	Transfer (Regular)	9,514,598.05	0.00	
				-14,857.07
FMG0100	OMIG-Fed (0035)	-909.20		
RCPT	Receipt	0.00	476.45	
RXFR	Transfer (Regular)	470,023.88	556,952.07	
WARR	Warrants	86,194.78	0.00	
				-2,119.06

Fund Transaction by Type

Start Date:7/1/19 End Date:12/31/19

Fund	Fund Description	Beginning Balance		Ending Balance
Type	Type Description	Debits	Credits	
FMG0101	OMIG-Federal		0.00	
RXFR	Transfer (Regular)	36,690.84	39,374.11	
WARR	Warrants	2,683.27	0.00	
				0.00
FNA2300	DOL OSHA Fed Grant 03		-253,753.02	
RCPT	Receipt	0.00	431,861.00	
RXFR	Transfer (Regular)	488,171.03	0.00	
WARR	Warrants	136,906.75	0.00	
				-60,536.24
FNA3300	ADL MSHA Fed 03		-19,442.68	
RCPT	Receipt	0.00	71,197.00	
RXFR	Transfer (Regular)	42,559.43	0.00	
WARR	Warrants	32,434.88	0.00	
				-15,645.37
FNA4300	ADL BLS Fed 03		-41,251.20	
RCPT	Receipt	0.00	58,422.00	
RXFR	Transfer (Regular)	52,570.61	0.00	
WARR	Warrants	9,857.44	0.00	
				-37,245.15
FPT0100	PT-SCORP Oprs		-345,494.35	
RXFR	Transfer (Regular)	0.00	7.50	
WARR	Warrants	33,779.48	0.00	
				-311,722.37
FPT0200	PT-SCORP Grnts		-120,324.40	
RXFR	Transfer (Regular)	55,097.56	0.00	
WARR	Warrants	65,185.68	0.00	
				-41.16
FSA1719	DAH-FSA FED DIGITIZAT PRC		-8,383.43	
WARR	Warrants	3,341.80	0.00	
				-5,041.63
FSC0700	WATER USE-USGS FED GRAN		-23,849.08	
RCPT	Receipt	0.00	10,889.60	
RXFR	Transfer (Regular)	38.41	216.83	
WARR	Warrants	12,678.94	0.00	
				-22,238.16
FSC1000	NRCS CONV TECH ASST (045)		-65,671.36	
RCPT	Receipt	0.00	385,361.49	
RXFR	Transfer (Regular)	25,632.70	0.00	
WARR	Warrants	327,481.60	0.00	
				-97,918.55
FSC1700	SW-Non Point Grnts Ind-(455)		-64,524.19	
RXFR	Transfer (Regular)	147,142.77	314,644.95	
WARR	Warrants	23,352.50	0.00	
				-208,673.87
FSC2018	ANRC Dam Safety-SDSG18 (04		-135,776.05	
RCPT	Receipt	0.00	2,487.62	
RXFR	Transfer (Regular)	138,261.18	0.00	
WARR	Warrants	2.49	0.00	
				0.00
FSC2019	ANRC Dam Safety-SDSG19 (04		0.00	
RCPT	Receipt	0.00	20,700.95	

Fund Transaction by Type

Start Date:7/1/19 End Date:12/31/19

Fund	Fund Description	Beginning Balance		Ending Balance
Type	Type Description	Debits	Credits	
RXFR	Transfer (Regular)	23,753.00	138,261.18	
WARR	Warrants	2,118.54	0.00	
				-133,090.59
FSC3313	ANRC NP Source Poll Contrl 2		0.00	
RXFR	Transfer (Regular)	300.00	600.00	
				-300.00
FSC3315	ANRC NP SOURCE POLL CON		0.00	
RCPT	Receipt	0.00	315,100.00	
WARR	Warrants	224,356.00	0.00	
				-90,744.00
FSC3316	ANRC NP SOURCE POLL CON		-1,242.00	
RCPT	Receipt	0.00	277,912.20	
WARR	Warrants	279,154.20	0.00	
				0.00
FSC3317	ANRC NP Source Poll Cont 20		0.00	
RCPT	Receipt	0.00	341,496.85	
WARR	Warrants	341,496.85	0.00	
				0.00
FSC3318	ANRC NP Source Poll Ctrl 201:		-42,195.40	
RCPT	Receipt	0.00	298,207.04	
RXFR	Transfer (Regular)	314,344.95	163.16	
WARR	Warrants	22,430.94	0.00	
				-3,789.71
FSC3319	ANRC NP Source Poll Ctrl 201:		0.00	
RCPT	Receipt	0.00	3,078.00	
WARR	Warrants	3,078.00	0.00	
				0.00
FSC4018	ANRC FEMACAPPSEE-18 (045)		-429,433.86	
RCPT	Receipt	0.00	79,618.27	
RXFR	Transfer (Regular)	489,176.68	0.00	
WARR	Warrants	12,898.99	0.00	
				-6,976.46
FSC4019	ANRC FEMACAPPSEE-19 (045)		0.00	
RCPT	Receipt	0.00	80,944.05	
RXFR	Transfer (Regular)	39,206.44	451,199.92	
WARR	Warrants	5,054.04	0.00	
				-487,883.49
FSC4030	ANRC FEMA CTP (0455)		-367,308.86	
RCPT	Receipt	0.00	49,843.65	
				-417,152.51
FSC4032	ANRC FLOOD MGT ASST FY1:		-127,769.45	
RXFR	Transfer (Regular)	239.71	38.41	
WARR	Warrants	35,843.74	0.00	
				-91,724.41
FSC4034	ANRC Flood Mgmt Asst FY17(-537.42	
RCPT	Receipt	0.00	1,107.13	
RXFR	Transfer (Regular)	0.00	3.69	
WARR	Warrants	618.14	0.00	
				-1,030.10
FSC4035	ANRC Flood Mgmt Assist (045)		-15,646.57	

Fund Transaction by Type

Start Date:7/1/19 End Date:12/31/19

Fund	Fund Description	Beginning Balance		Ending Balance
Type	Type Description	Debits	Credits	
RCPT	Receipt	0.00	441,658.33	
RXFR	Transfer (Regular)	3.69	0.00	
WARR	Warrants	424,075.98	0.00	
				-33,225.23
FSC5M00	Clean Water Grant FY10 (0455)	-302,203.89		
RCPT	Receipt	0.00	500,000.00	
RXFR	Transfer (Regular)	258,360.74	0.00	
WARR	Warrants	89,737.02	0.00	
				-454,106.13
FSD0100	Dis Determination-Oprs	-1,908,536.20		
RCPT	Receipt	0.00	21,717,072.47	
RXFR	Transfer (Regular)	14,638,229.58	49,005.30	
WARR	Warrants	8,537,348.84	18.00	
				-499,053.55
FSK3300	Spinal Cord-CAPPS 4th Yr	-41,306.21		
WARR	Warrants	684.04	0.00	
				-40,622.17
FSS0000	SOS Federal Help America Vot	0.00		
DXFR	Transfer (Deduction)	0.00	74.68	
RCPT	Receipt	0.00	11,791.00	
				-11,865.68
FSS0100	Sos Fed Hava Title I (0063)	-122,982.36		
DXFR	Transfer (Deduction)	0.00	1,419.86	
				-124,402.22
FST0201	AEDC-S/T Ex Ntwk Fed (790)	-208,635.95		
RCPT	Receipt	0.00	437,137.52	
RXFR	Transfer (Regular)	178,735.18	15,283.38	
WARR	Warrants	382,312.58	0.00	
				-100,009.09
FST0700	EPSCOR Ark Asset Initiative II	-1,011,592.37		
RCPT	Receipt	0.00	2,153,736.42	
RXFR	Transfer (Regular)	114,367.88	0.00	
WARR	Warrants	2,962,004.43	0.00	
				-88,956.48
FST0701	EPSCoR ASSET III, Track (790)	-47,879.46		
RCPT	Receipt	0.00	35,252.00	
RXFR	Transfer (Regular)	21,246.07	0.00	
WARR	Warrants	8,785.78	0.00	
				-53,099.61
FTN7300	Northwest TI-Fed ABE	-26,253.80		
RXFR	Transfer (Regular)	120,991.94	139,000.00	
WARR	Warrants	3,123.87	0.00	
				-41,137.99
FVD0000	Victimes Justice Assistance	-141,707.59		
RCPT	Receipt	0.00	10,695,617.53	
RXFR	Transfer (Regular)	463,202.37	20,053.30	
WARR	Warrants	10,358,295.97	0.00	
				-35,880.08
FVV0800	NLR Cemetery Expansion (038)	0.00		
RCPT	Receipt	0.00	1,016,741.84	
WARR	Warrants	1,016,741.84	0.00	

Fund Transaction by Type

Start Date:7/1/19 End Date:12/31/19

Fund	Fund Description	Beginning Balance		Ending Balance
Type	Type Description	Debits	Credits	
				0.00
FWF0000	Dept of Human Svcs-Federal	-40,902,708.89		
RCPT	Receipt	0.00	24,440,471.72	
RXFR	Transfer (Regular)	50,048,472.48	3,940,222.50	
				-19,234,930.63
FWF0100	Dept Of Human Svcs-Hldg Acc	-13,051,637.96		
RCPT	Receipt	0.00	1,979,965.27	
RXFR	Transfer (Regular)	1,157,051.57	3,180,820.95	
				-17,055,372.61
FWF0200	Dept of Human Svcs-DYS Grnt	-443,556.33		
RCPT	Receipt	0.00	832,226.55	
RXFR	Transfer (Regular)	155,360.20	302,418.49	
WARR	Warrants	1,103,718.56	0.00	
				-319,122.61
FWF2100	County Oprs-Homeless	-218,549.17		
RCPT	Receipt	0.00	867,410.24	
WARR	Warrants	927,996.70	0.00	
				-157,962.71
FWF2900	County Oprs-Emerg Food	-52,560.78		
RCPT	Receipt	0.00	4,371.88	
WARR	Warrants	4,371.88	0.00	
				-52,560.78
FWF3000	DHS-DCCECE-Sp Nutrition Prq	-833,656.01		
RCPT	Receipt	0.00	29,023,850.77	
WARR	Warrants	28,941,741.00	0.00	
				-915,765.78
FWF3400	County Oprs-Emerg Assist	-5,172,101.86		
RXFR	Transfer (Regular)	10,344,203.72	5,172,101.86	
				0.00
FWF4400	County Oprs-Vietnamese Refg	-113,037.36		
RCPT	Receipt	0.00	486.00	
WARR	Warrants	486.00	0.00	
				-113,037.36
FWF5400	DHS-Crippled Children	-217,361.26		
RCPT	Receipt	0.00	76,196.00	
RXFR	Transfer (Regular)	76,196.00	72,693.54	
WARR	Warrants	15,885.76	0.00	
				-274,169.04
FWF5500	Booneville Cap Imp (0710)	-1,893,820.00		
RCPT	Receipt	0.00	6,000,000.00	
				-7,893,820.00
FWF6900	DHS-DCCECE-Childhood Grar	-1,779,239.41		
RCPT	Receipt	0.00	22,894,529.75	
RXFR	Transfer (Regular)	3,500.00	0.00	
WARR	Warrants	23,145,645.39	0.00	
				-1,524,623.77
FYP0000	Dept of Envir Quality-Fed	-1,031,906.89		
RCPT	Receipt	0.00	2,778,861.92	
RXFR	Transfer (Regular)	1,940,619.16	1.50	
WARR	Warrants	1,061,069.96	0.00	

Fund Transaction by Type

Start Date:7/1/19 End Date:12/31/19

Fund	Fund Description	Beginning Balance		Ending Balance
Type	Type Description	Debits	Credits	
				-809,081.19
FYP0300	DEQ Sep Federal Plan (930)	-636,932.73		
RCPT	Receipt	0.00	618.71	
RXFR	Transfer (Regular)	111,844.95	0.00	
WARR	Warrants	47,204.17	0.00	
				-478,502.32
FYP0400	Weatherization Program	-228,437.61		
RCPT	Receipt	0.00	477,060.39	
RXFR	Transfer (Regular)	73,623.90	0.00	
WARR	Warrants	610,702.79	0.00	
				-21,171.31
FYP0500	Low Inc Home Eng Asst	-17,604.79		
RCPT	Receipt	0.00	17,981,466.92	
RXFR	Transfer (Regular)	99,228.05	5,172,101.86	
WARR	Warrants	10,834,914.19	0.00	
				-12,237,031.33
FYP3400	ADEQ LIHEAP Grants	0.00		
RXFR	Transfer (Regular)	5,172,101.86	5,172,101.86	
				0.00
FYP3401	ADEQ LIHEAP Oper	0.00		
RXFR	Transfer (Regular)	10,743.50	21,487.00	
				-10,743.50
GAD0000	General Rev Allotment Reserv	-242,929,847.24		
RCPT	Receipt	0.00	372,614.04	
RXFR	Transfer (Regular)	242,937,342.04	173,130,202.95	
				-173,495,322.19
GADHOLD	GR Allot Reserve Set Aside	0.00		
RXFR	Transfer (Regular)	16,202,891.57	16,202,891.57	
				0.00
GPR0100	AR Real Property Reappraisal	0.00		
RXFR	Transfer (Regular)	0.00	7,274,354.52	
WARR	Warrants	7,274,354.52	0.00	
				0.00
HAD0000	Dept of Agriculture	-169,485.52		
AXFR	Advance Transfer	0.00	5,654,062.48	
GDIS	Distribution (General Fund)	0.00	3,696,747.13	
RXFR	Transfer (Regular)	9,305,367.75	816,286.62	
				-1,031,214.00
HAD0100	Dept of Agriculture ALPC	-32,130.49		
RXFR	Transfer (Regular)	1,323,318.67	1,685,275.66	
WARR	Warrants	364,282.03	0.00	
				-29,805.45
HAD0101	AR Agri Dept	0.00		
RXFR	Transfer (Regular)	114,663.79	115,324.22	
				-660.43
HAD0200	Dept of Agriculture AFC	-233,163.18		
RXFR	Transfer (Regular)	3,129,326.82	3,979,491.19	
WARR	Warrants	1,062,717.30	0.00	
				-20,610.25
HAD0300	Dept of Agriculture PB	-29,084.09		

Fund Transaction by Type

Start Date:7/1/19 End Date:12/31/19

Fund	Fund Description	Beginning Balance		Ending Balance
Type	Type Description	Debits	Credits	
RCPT	Receipt	0.00	616.91	
RXFR	Transfer (Regular)	939,832.84	1,233,500.00	
WARR	Warrants	313,787.30	0.00	
				-9,580.86
HAD0400	Dept of Agriculture Sec Office			-2.50
RXFR	Transfer (Regular)	6,413.76	13,000.00	
WARR	Warrants	7.17	0.00	
				-6,581.57
HCA0000	DOC Inmate Care/Custody			0.00
AXFR	Advance Transfer	0.00	131,117,000.00	
GDIS	Distribution (General Fund)	0.00	58,040,677.11	
RXFR	Transfer (Regular)	216,963,288.46	46,713,221.95	
				-18,907,610.60
HCA0100	DOC Inmate Care/Custody			-2,097,419.48
RCPT	Receipt	0.00	275,983.22	
RXFR	Transfer (Regular)	109,389,854.39	186,113,829.75	
WARR	Warrants	77,862,515.53	0.00	
				-1,234,862.53
HCA0101	DOC Inmate Care/Cust			0.00
RXFR	Transfer (Regular)	95,832.61	107,000.00	
WARR	Warrants	5,898.02	0.00	
				-5,269.37
HCP0000	Div Community Correction			0.00
AXFR	Advance Transfer	0.00	32,986,000.00	
GDIS	Distribution (General Fund)	0.00	15,058,290.97	
RXFR	Transfer (Regular)	52,296,413.28	9,121,378.68	
				-4,869,256.37
HCP0100	Div Community Correction			-117,407.75
RCPT	Receipt	0.00	445,367.06	
RXFR	Transfer (Regular)	31,538,570.48	45,966,293.66	
WARR	Warrants	14,354,540.63	0.00	
				-635,957.36
HCP485F	Dept Community Corr 19-5-30:			0.00
RCPT	Receipt	0.00	103,176.91	
RXFR	Transfer (Regular)	103,176.91	355,297.71	
WARR	Warrants	349,909.69	0.00	
				-5,388.02
HEG0000	Higher Education Grants			-16,747,461.45
GDIS	Distribution (General Fund)	0.00	21,121,631.66	
RXFR	Transfer (Regular)	29,553,673.00	6,372,611.50	
				-14,688,031.61
HEG0100	HE Dentistry Scholarships			-1,480.66
RXFR	Transfer (Regular)	0.00	2,260,000.00	
WARR	Warrants	1,303,050.00	0.00	
				-958,430.66
HEG0300	HE Optometry Scholarships			-800.00
RXFR	Transfer (Regular)	0.00	365,000.00	
WARR	Warrants	364,200.00	0.00	
				-1,600.00
HEG0400	HE Veterinary Scholarships			-4.00
RXFR	Transfer (Regular)	0.00	756,250.00	

Fund Transaction by Type

Start Date:7/1/19

End Date:12/31/19

Fund	Fund Description	Beginning Balance	Ending Balance
Type	Type Description	Debits	Credits
WARR	Warrants	756,230.00	0.00
			-24.00
HEG0600	HE Chiropractic Scholarship	-16,541.00	
RXFR	Transfer (Regular)	0.00	63,500.00
WARR	Warrants	79,168.00	0.00
			-873.00
HEG0700	HE Podiatry Scholarships	-250.00	
RXFR	Transfer (Regular)	0.00	6,500.00
WARR	Warrants	6,500.00	0.00
			-250.00
HEG1000	ADHE-AR Future (0700)	-5,028.59	
RCPT	Receipt	0.00	29,258.25
RXFR	Transfer (Regular)	0.00	788,000.00
WARR	Warrants	814,969.22	0.00
			-7,317.62
HEG7022	HE Teacher Retraining	-2,710.26	
RXFR	Transfer (Regular)	0.00	1,838,000.00
WARR	Warrants	1,826,773.02	0.00
			-13,937.24
HEG7024	HE National Guard Tuition	-8,187.29	
RCPT	Receipt	0.00	1,708.00
RXFR	Transfer (Regular)	0.00	448,000.00
WARR	Warrants	449,116.71	0.00
			-8,778.58
HEG7029	HE AR Geo Minority Teacher	-12.37	
RXFR	Transfer (Regular)	0.00	47,250.00
WARR	Warrants	47,250.00	0.00
			-12.37
HEG7030	HE POW/MIA Depend Scholar	-3,552.08	
RXFR	Transfer (Regular)	0.00	290,000.00
WARR	Warrants	277,334.98	0.00
			-16,217.10
HEG7034	HE Dependents Law Enf 19-5-	-179.17	
RXFR	Transfer (Regular)	0.00	275,500.00
WARR	Warrants	274,782.46	0.00
			-896.71
HEG7036	HE Academic Challenge	-1,208.59	
RXFR	Transfer (Regular)	0.00	10,000,052.50
WARR	Warrants	10,000,000.00	0.00
			-1,261.09
HEG7037	HE Governors Scholar Prog	-123.11	
RCPT	Receipt	0.00	7,860.00
RXFR	Transfer (Regular)	0.00	10,283,500.00
WARR	Warrants	10,290,576.89	0.00
			-906.22
HEG7040	HE SURF § 19-5-302(11)	-3,594.12	
RCPT	Receipt	0.00	3,632.49
WARR	Warrants	2,750.00	0.00
			-4,476.61
HEG7042	HE Opportunities 19-5-302 (11)	-4,000.03	

Fund Transaction by Type

Start Date:7/1/19 End Date:12/31/19

Fund	Fund Description	Beginning Balance		Ending Balance
Type	Type Description	Debits	Credits	
RXFR	Transfer (Regular)	0.00	372,250.00	
WARR	Warrants	375,500.00	0.00	
				-750.03
HEG7043	Washington Ctr Scholar19-5-3	0.00		
RXFR	Transfer (Regular)	0.00	15,000.00	
WARR	Warrants	15,000.00	0.00	
				0.00
HEG7044	ADHE WEB BASED APP (0700)	-43,070.11		
RXFR	Transfer (Regular)	0.00	12,000.00	
WARR	Warrants	54,153.30	0.00	
				-916.81
HEG7045	Single Parent Schol 1116/09	0.00		
RXFR	Transfer (Regular)	0.00	175,000.00	
WARR	Warrants	175,000.00	0.00	
				0.00
HEG7047	Scholarship Adm 1116/09	-310,761.97		
RXFR	Transfer (Regular)	177,059.25	15.00	
WARR	Warrants	128,495.97	0.00	
				-5,221.75
HEG7048	ADHE-State Teacher ED (0700)	-10,611.71		
RCPT	Receipt	0.00	16,431.12	
RXFR	Transfer (Regular)	0.00	1,459,000.00	
WARR	Warrants	1,468,928.84	0.00	
				-17,113.99
HGA0000	Parks & Tourism	0.00		
AXFR	Advance Transfer	0.00	6,625,000.00	
GDIS	Distribution (General Fund)	0.00	4,340,548.18	
RXFR	Transfer (Regular)	11,156,894.55	1,515,650.53	
				-1,324,304.16
HGA0100	Parks & Tourism	-191,152.62		
RCPT	Receipt	0.00	1,108.15	
RXFR	Transfer (Regular)	8,204,718.70	9,937,541.13	
WARR	Warrants	1,701,423.86	0.00	
				-223,659.34
HMA0000	Dept Environmental Quality	-13,872.42		
AXFR	Advance Transfer	0.00	1,216,000.00	
GDIS	Distribution (General Fund)	0.00	876,990.67	
RXFR	Transfer (Regular)	2,196,484.80	316,000.00	
				-226,378.29
HMA0100	Div Environmental Quality	-68,677.48		
RCPT	Receipt	0.00	11,873.06	
RXFR	Transfer (Regular)	1,797,252.98	1,891,271.27	
WARR	Warrants	99,534.98	0.00	
				-75,033.85
HMA0101	Div Environ Quality	0.00		
RXFR	Transfer (Regular)	85,735.54	90,120.12	
				-4,384.58
HMA0200	Div Environ Qual Oil & Gas	-928,222.29		
RXFR	Transfer (Regular)	153,713.27	0.00	
WARR	Warrants	2,940.00	0.00	
				-771,569.02

Fund Transaction by Type

Start Date:7/1/19 End Date:12/31/19

Fund	Fund Description	Beginning Balance		Ending Balance
Type	Type Description	Debits	Credits	
HMA0300	Div Environmental Quality			-9,017.04
WARR	Warrants	1,680.00	0.00	
				-7,337.04
HMD0000	Dept of Military			0.00
AXFR	Advance Transfer	0.00	2,374,000.00	
GDIS	Distribution (General Fund)	0.00	2,541,565.63	
RXFR	Transfer (Regular)	4,972,022.04	693,898.50	
				-637,442.09
HMD0100	Dept of Military			-78,381.09
RCPT	Receipt	0.00	99,069.11	
RXFR	Transfer (Regular)	1,724,449.47	2,886,981.58	
WARR	Warrants	1,202,231.43	0.00	
				-137,750.88
HMD0101	Dept of Military			0.00
RXFR	Transfer (Regular)	105,357.37	111,000.00	
WARR	Warrants	2,100.00	0.00	
				-3,542.63
HMD0200	Dept of Military CSTP			-5,838.15
RXFR	Transfer (Regular)	737.07	1,000.00	
WARR	Warrants	5,400.20	0.00	
				-700.88
HMD0300	Dept of Military YCP			-20,648.55
RXFR	Transfer (Regular)	693,518.22	1,402,691.27	
WARR	Warrants	378,485.45	0.00	
				-351,336.15
HMD0400	Dept of Military NG Callup			-17,612.47
RCPT	Receipt	0.00	619.00	
RXFR	Transfer (Regular)	272,789.22	951,948.99	
WARR	Warrants	682,020.23	0.00	
				-15,371.01
HMD0710	DHS CSTP Operations			0.00
RXFR	Transfer (Regular)	932,308.64	1,117,295.55	
				-184,986.91
HOA0000	Dept Economic Development			0.00
AXFR	Advance Transfer	0.00	359,000.00	
GDIS	Distribution (General Fund)	0.00	7,460,836.65	
RXFR	Transfer (Regular)	6,254,249.90	32,000.71	
				-1,597,587.46
HOA0100	Dept Economic Development			-1,872,077.42
RCPT	Receipt	0.00	11,931.22	
RXFR	Transfer (Regular)	4,512,802.70	6,933,520.52	
WARR	Warrants	1,823,832.06	0.00	
				-2,480,894.40
HOA0101	AEDC -Bus. Industry Trng Proj			0.00
RXFR	Transfer (Regular)	0.00	90,700.00	
WARR	Warrants	15,200.00	0.00	
				-75,500.00
HOA0102	AEDC - Military Affairs Grant			0.00
RXFR	Transfer (Regular)	0.00	48,712.00	
WARR	Warrants	48,712.00	0.00	

Fund Transaction by Type

Start Date:7/1/19 End Date:12/31/19

Fund	Fund Description	Beginning Balance	Ending Balance
Type	Type Description	Debits	Credits
			0.00
HOA0103	Rural Services Div	0.00	
RCPT	Receipt	0.00	15,011.92
RXFR	Transfer (Regular)	59,112.09	417,765.98
WARR	Warrants	351,115.45	0.00
			-22,550.36
HOA0104	Sci Tech Operations	0.00	
RCPT	Receipt	0.00	571.83
RXFR	Transfer (Regular)	1,097,750.44	7,449,930.84
WARR	Warrants	619,664.00	0.00
			-5,733,088.23
HOA0110	Dept Econ Develop	0.00	
RXFR	Transfer (Regular)	103,254.74	109,000.00
WARR	Warrants	2,620.00	0.00
			-3,125.26
HQA0000	Higher Education	-498,194.66	
AXFR	Advance Transfer	0.00	934,000.00
GDIS	Distribution (General Fund)	0.00	5,083,907.52
RXFR	Transfer (Regular)	8,768,817.32	3,363,655.97
			-1,110,940.83
HQA0100	Higher Education	-2,497,649.21	
RCPT	Receipt	0.00	8,320.08
RXFR	Transfer (Regular)	7,434,356.79	5,777,489.19
WARR	Warrants	687,783.08	0.00
			-161,318.61
HQA0300	HE Recruitment Coordinator	-935.46	
RXFR	Transfer (Regular)	29,769.22	93,923.00
WARR	Warrants	125.05	0.00
			-64,964.19
HQA0400	ADHE NonRevenue (0700)	-1,725,363.19	
RCPT	Receipt	0.00	24,976.45
RXFR	Transfer (Regular)	1,507,949.89	359,949.89
			-602,339.64
HQA7500	HE AmeriCorp Oper	0.00	
RCPT	Receipt	0.00	11,202.90
RXFR	Transfer (Regular)	167,975.65	254,365.83
WARR	Warrants	97,235.84	0.00
			-357.24
HQA7501	HE AmeriCorp Grants	0.00	
RCPT	Receipt	0.00	512.12
RXFR	Transfer (Regular)	0.00	418,404.95
WARR	Warrants	418,520.52	0.00
			-396.55
HRA0000	Div AR Heritage	-357,300.07	
AXFR	Advance Transfer	0.00	1,111,729.89
GDIS	Distribution (General Fund)	0.00	2,853,557.06
RXFR	Transfer (Regular)	3,806,594.90	477,987.60
			-993,979.72
HRA0101	DAH Central	-403,112.64	
RXFR	Transfer (Regular)	2,328,050.01	2,269,635.68
WARR	Warrants	343,184.10	0.00

Fund Transaction by Type

Start Date:7/1/19 End Date:12/31/19

Fund	Fund Description	Beginning Balance			Ending Balance
Type	Type Description	Debits	Credits		
					-1,514.21
HRA0110	AR Heritage Central	0.00			
RXFR	Transfer (Regular)	84,292.27	90,000.00		
WARR	Warrants	2,520.00	0.00		
					-3,187.73
HRA0210	DAH AAC Gen Rev (0865)	-5,833.36			
RXFR	Transfer (Regular)	645.70	89,715.00		
WARR	Warrants	82,415.63	0.00		
					-12,487.03
HRA0310	DAH Old State House (0865)	0.00			
RXFR	Transfer (Regular)	0.00	72,500.00		
WARR	Warrants	64,777.30	0.00		
					-7,722.70
HRA0410	DAH Natural Heritage (0865)	-6,389.49			
RXFR	Transfer (Regular)	3,107.00	17,704.81		
WARR	Warrants	18,600.17	0.00		
					-2,387.13
HRA0430	DAH-NHC Gas Royal (0865)	-375,912.33			
RCPT	Receipt	0.00	47,622.76		
SDIS	Distribution (Special Fund)	0.00	46,146.45		
SPEC	Special Reversing Entry	47,622.76	0.00		
WARR	Warrants	51,336.14	0.00		
					-370,722.64
HRA0510	DAH AR Terr Capital (0865)	-2,062.30			
RXFR	Transfer (Regular)	0.00	71,069.87		
WARR	Warrants	67,427.87	0.00		
					-5,704.30
HRA0610	State Archives GR 19-5-302	-20,873.52			
RXFR	Transfer (Regular)	19,767.44	288,561.49		
WARR	Warrants	279,227.26	0.00		
					-10,440.31
HRA0810	DAH Delta Cultural (0865)	-6,401.77			
RXFR	Transfer (Regular)	79.29	85,376.75		
WARR	Warrants	86,679.60	0.00		
					-5,019.63
HRA0910	DAH Mosaic Templars (0865)	-6,031.16			
RXFR	Transfer (Regular)	18,534.16	82,000.00		
WARR	Warrants	63,453.24	0.00		
					-6,043.76
HSA0000	Dept of Labor & Licensing	0.00			
AXFR	Advance Transfer	0.00	1,271,000.00		
GDIS	Distribution (General Fund)	0.00	432,673.03		
RXFR	Transfer (Regular)	1,758,794.74	120,629.69		
					-65,507.98
HSA0100	Dept of Labor & Licensing	-123,819.76			
RCPT	Receipt	0.00	387.56		
RXFR	Transfer (Regular)	1,516,012.21	1,871,527.48		
WARR	Warrants	438,603.31	0.00		
					-41,119.28
HSA0101	Dept of Labor&Licens 19-5-302	0.00			

Fund Transaction by Type

Start Date:7/1/19 End Date:12/31/19

Fund	Fund Description	Beginning Balance		Ending Balance
Type	Type Description	Debits	Credits	
RXFR	Transfer (Regular)	94,117.96	96,782.17	
WARR	Warrants	2,573.45	0.00	
				-90.76
HSC0000	State Central Services	-51,674,691.28		
CTAX	Claims & Taxes	6,745.31	769.41	
DXFR	Transfer (Deduction)	0.00	90,916,719.50	
RADJ	Receipt Adjustment	3,216.54	607,118.54	
RCPT	Receipt	0.00	6,525,839.80	
RXFR	Transfer (Regular)	132,151,805.76	15,437,212.53	
SDIS	Distribution (Special Fund)	0.00	6,554,883.34	
SPEC	Special Reversing Entry	6,774,517.67	9,932.18	
				-32,790,881.30
HSC0200	State Central Services House	-356,727.04		
RCPT	Receipt	0.00	12.00	
RXFR	Transfer (Regular)	1,163,207.09	1,350,827.50	
WARR	Warrants	154,757.43	0.00	
				-389,602.02
HSC0500	State Central Svcs Senate	-354,199.81		
RXFR	Transfer (Regular)	717,323.49	1,000,277.84	
WARR	Warrants	193,556.82	0.00	
				-443,597.34
HSC0900	St Cent Serv-Legislative Audit	-7,011,900.66		
RCPT	Receipt	0.00	17,237.67	
RXFR	Transfer (Regular)	14,547,619.08	10,321,770.04	
WARR	Warrants	1,830,466.28	0.00	
				-972,823.01
HSC1100	State Central Svcs Leg Council	-543,467.19		
RCPT	Receipt	0.00	54.33	
RXFR	Transfer (Regular)	4,973,890.40	6,601,864.55	
WARR	Warrants	1,774,913.38	0.00	
				-396,582.29
HSC1200	State Central Svcs Leg Council	-448,844.35		
RXFR	Transfer (Regular)	0.00	100,000.00	
WARR	Warrants	398,900.85	0.00	
				-149,943.50
HSC1400	State Ctl Svc Gov Mansion Co	-130,890.31		
RCPT	Receipt	0.00	8.42	
RXFR	Transfer (Regular)	314,853.58	600,309.42	
WARR	Warrants	291,478.16	0.00	
				-124,876.41
HSC1800	State Central Svcs Appeals	-304,986.96		
RCPT	Receipt	0.00	772.00	
RXFR	Transfer (Regular)	1,907,146.79	2,400,371.37	
WARR	Warrants	360,966.06	0.00	
				-438,017.48
HSC2300	AOC Judicial	-786,156.93		
RCPT	Receipt	0.00	81,719.97	
RXFR	Transfer (Regular)	3,777,422.13	9,735,830.66	
WARR	Warrants	6,011,913.18	0.00	
				-814,372.25
HSC2800	Prosecuting Coordinator	-13,189.58		

Fund Transaction by Type

Start Date:7/1/19 End Date:12/31/19

Fund	Fund Description	Beginning Balance		Ending Balance
Type	Type Description	Debits	Credits	
RXFR	Transfer (Regular)	493,717.54	685,034.99	
WARR	Warrants	90,783.22	0.00	
				-113,723.81
HSC3001	DFA Revenue Division Operati	-3,853,209.18		
RADJ	Receipt Adjustment	56.68	56.68	
RCPT	Receipt	0.00	379,710.25	
RXFR	Transfer (Regular)	29,691,413.28	41,915,740.78	
SDIS	Distribution (Special Fund)	0.00	3,746,164.26	
SPEC	Special Reversing Entry	3,866,010.59	0.00	
WARR	Warrants	13,687,283.67	0.00	
				-2,650,116.93
HSC3200	AR Supreme Court	-408,164.34		
RCPT	Receipt	0.00	2,785.89	
RXFR	Transfer (Regular)	1,839,527.03	2,475,716.85	
WARR	Warrants	884,652.15	0.00	
				-162,487.90
HSC3400	St Centl Serv-Gov Office-(034)	-584,410.74		
RCPT	Receipt	0.00	4,515.88	
RXFR	Transfer (Regular)	1,968,094.74	1,910,066.95	
WARR	Warrants	381,924.92	0.00	
				-148,973.91
HSC3600	Claims Commission	-17,995.21		
RXFR	Transfer (Regular)	220,631.08	360,000.00	
WARR	Warrants	81,268.50	0.00	
				-76,095.63
HSC3701	PDC Trial Officers	-615,183.01		
RCPT	Receipt	0.00	680.00	
RXFR	Transfer (Regular)	9,387,680.97	10,470,656.94	
WARR	Warrants	950,781.72	0.00	
				-748,057.26
HSC3702	PDC User Fees	-3,207,175.62		
RCPT	Receipt	0.00	1,268,818.37	
RXFR	Transfer (Regular)	693,466.87	409.12	
SDIS	Distribution (Special Fund)	0.00	1,385.67	
SPEC	Special Reversing Entry	1,430.00	0.00	
WARR	Warrants	397,648.49	0.00	
				-3,385,243.42
HSC3704	PDC Administration	-127,139.77		
RXFR	Transfer (Regular)	899,864.27	1,400,000.00	
WARR	Warrants	543,612.24	0.00	
				-83,663.26
HSC3705	PDC Juvenile Omnibudsmen	-70,662.73		
RXFR	Transfer (Regular)	28,223.57	73,676.00	
WARR	Warrants	2,540.77	0.00	
				-113,574.39
HSC3766	CPC Office	0.00		
RXFR	Transfer (Regular)	418,731.86	1,510,000.00	
WARR	Warrants	1,069,685.12	0.00	
				-21,583.02
HSC5100	Lt Governors Office	-136,160.28		
RXFR	Transfer (Regular)	9.34	50,001.72	

Fund Transaction by Type

Start Date:7/1/19 End Date:12/31/19

Fund	Fund Description	Beginning Balance		Ending Balance
Type	Type Description	Debits	Credits	
WARR	Warrants	119,551.39	0.00	
				-66,601.27
HSC5300	Attorney General	-335,594.37		
RCPT	Receipt	0.00	20,437.36	
RXFR	Transfer (Regular)	6,636,220.78	8,266,704.85	
WARR	Warrants	1,709,190.73	0.00	
				-277,325.07
HSC5900	Auditor of the State	-356,649.21		
RCPT	Receipt	0.00	2,962.27	
RXFR	Transfer (Regular)	1,378.97	13,821,042.68	
WARR	Warrants	13,263,828.46	0.00	
				-915,446.73
HSC6000	Land Department	-255,009.90		
RXFR	Transfer (Regular)	192.20	1,400,000.00	
WARR	Warrants	1,556,967.22	0.00	
				-97,850.48
HSC6101	St Cent Serv-DFA Adm Svcs-(6	-931,489.42		
RCPT	Receipt	0.00	61,789.71	
RXFR	Transfer (Regular)	7,844,105.37	9,505,734.54	
WARR	Warrants	1,459,902.00	0.00	
				-1,195,006.30
HSC6102	DFA Management Services IT	-1,235,933.47		
RXFR	Transfer (Regular)	0.00	10,501,816.50	
WARR	Warrants	10,534,453.29	0.00	
				-1,203,296.68
HSC6110	DFA Secretary Office	0.00		
RXFR	Transfer (Regular)	104,456.28	132,815.77	
WARR	Warrants	2,520.00	0.00	
				-25,839.49
HSC6199	DFA MCF Balance Transfer	0.00		
RXFR	Transfer (Regular)	0.00	46,157,757.96	
				-46,157,757.96
HSC6300	Secretary of the State	-2,031,631.72		
RCPT	Receipt	0.00	54,528.61	
RXFR	Transfer (Regular)	7,182.48	8,900,813.23	
SDIS	Distribution (Special Fund)	0.00	225.41	
SPEC	Special Reversing Entry	232.62	0.00	
WARR	Warrants	9,122,570.03	0.00	
				-1,857,213.84
HSC6900	Treasurer of the State	-840,700.47		
RCPT	Receipt	0.00	1,404.24	
RXFR	Transfer (Regular)	1,380,050.14	1,900,652.00	
WARR	Warrants	1,177,410.68	0.00	
				-185,295.89
HSC9090	Internal Audit Oper	0.00		
RCPT	Receipt	0.00	9,310.96	
RXFR	Transfer (Regular)	366,436.25	430,000.00	
WARR	Warrants	23,893.62	0.00	
				-48,981.09
HSC9140	T/SS EBD Operations	0.00		
RXFR	Transfer (Regular)	815,689.27	1,265,000.00	

Fund Transaction by Type

Start Date:7/1/19 End Date:12/31/19

Fund	Fund Description	Beginning Balance		Ending Balance
Type	Type Description	Debits	Credits	
WARR	Warrants	385,631.78	0.00	
				-63,678.95
HSC9141	T/SS OPM Operations	0.00		
RXFR	Transfer (Regular)	1,143,654.56	1,395,499.93	
WARR	Warrants	176,506.98	0.00	
				-75,338.39
HSC9142	T/SS OSP Operations	0.00		
RXFR	Transfer (Regular)	1,328,456.81	1,606,691.58	
WARR	Warrants	193,215.41	0.00	
				-85,019.36
HSC9903	Criminal Det Fac Rev	0.00		
RXFR	Transfer (Regular)	54,639.62	77,357.46	
WARR	Warrants	12,559.88	0.00	
				-10,157.96
HSC9914	T/SS Operations	0.00		
RXFR	Transfer (Regular)	292,660.85	368,000.00	
WARR	Warrants	22,793.71	0.00	
				-52,545.44
HTD0100	Tax Division Fund-Oper	-1,704,432.75		
RCPT	Receipt	0.00	225.00	
RXFR	Transfer (Regular)	409,806.44	425,237.92	
WARR	Warrants	120,686.34	0.00	
				-1,599,402.89
HUA0000	Miscellaneous Agencies	-8,870,991.93		
AXFR	Advance Transfer	0.00	16,458,000.00	
GDIS	Distribution (General Fund)	0.00	15,418,393.00	
RXFR	Transfer (Regular)	35,878,616.07	4,095,974.69	
				-8,964,743.55
HUA0101	Council State Govts Dues	0.00		
RXFR	Transfer (Regular)	0.00	140,188.00	
WARR	Warrants	140,188.00	0.00	
				0.00
HUA0102	Natl Conf State Legislators	0.00		
RXFR	Transfer (Regular)	0.00	168,615.00	
WARR	Warrants	168,615.00	0.00	
				0.00
HUA0103	Nat'l Center State Courts	0.00		
RXFR	Transfer (Regular)	0.00	142,724.00	
WARR	Warrants	142,724.00	0.00	
				0.00
HUA0104	Nat'l Assoc Budget Officers	0.00		
RXFR	Transfer (Regular)	0.00	20,800.00	
WARR	Warrants	20,800.00	0.00	
				0.00
HUA0106	Nat'l Governors Assoc Center	0.00		
RXFR	Transfer (Regular)	0.00	83,800.00	
WARR	Warrants	83,800.00	0.00	
				0.00
HUA0107	Southern States Energy Bd	0.00		
RXFR	Transfer (Regular)	0.00	31,027.00	

Fund Transaction by Type

Start Date:7/1/19 End Date:12/31/19

Fund	Fund Description	Beginning Balance	Ending Balance	
Type	Type Description	Debits	Credits	
WARR	Warrants	31,027.00	0.00	0.00
HUA0108	Interstate Mining Compact	0.00		
RXFR	Transfer (Regular)	0.00	15,462.00	
WARR	Warrants	15,462.00	0.00	0.00
HUA0109	Nat'l Conf Insurance Leg	0.00		
RXFR	Transfer (Regular)	0.00	10,000.00	
WARR	Warrants	10,000.00	0.00	0.00
HUA0110	Nat'l Conf Uniform State Law	0.00		
RXFR	Transfer (Regular)	0.00	44,364.22	
WARR	Warrants	44,364.22	0.00	0.00
HUA0111	DHS Research Grants	0.00		
RXFR	Transfer (Regular)	693,000.00	693,000.00	0.00
HUA0112	Prostate Cancer Foundation	-9,508.55		
RXFR	Transfer (Regular)	427.55	63,930.52	
SDIS	Distribution (Special Fund)	0.00	61,534.38	
SPEC	Special Reversing Entry	63,930.52	427.55	
WARR	Warrants	60,768.77	0.00	-10,274.16
HUA0113	DFA-Ach Intsive Care Nrsy-(62	0.00		
RXFR	Transfer (Regular)	1,220,594.00	1,220,594.00	0.00
HUA0114	DFA-Low Lvl Radioactv Wst-(6	0.00		
RXFR	Transfer (Regular)	0.00	5,000.00	-5,000.00
HUA0115	Planning/Development Grants	0.00		
RXFR	Transfer (Regular)	0.00	146,250.00	
WARR	Warrants	135,000.00	0.00	-11,250.00
HUA0116	Interstate Metro Plan	0.00		
RXFR	Transfer (Regular)	0.00	37,500.00	
WARR	Warrants	37,500.00	0.00	0.00
HUA0118	Intrastate MetroPlan	0.00		
RXFR	Transfer (Regular)	0.00	52,500.00	
WARR	Warrants	52,500.00	0.00	0.00
HUA0119	Public Defender Central Svc	0.00		
RXFR	Transfer (Regular)	0.00	25,779.00	
WARR	Warrants	25,779.00	0.00	0.00
HUA0120	ACH Reproductive Health	0.00		
RXFR	Transfer (Regular)	594,000.00	594,000.00	0.00
HUA0121	Criminal Detention Comm	-193.70		
WARR	Warrants	193.70	0.00	

Fund Transaction by Type

Start Date:7/1/19 End Date:12/31/19

Fund	Fund Description	Beginning Balance		Ending Balance
Type	Type Description	Debits	Credits	
				0.00
HUA0122	Nat'l Assoc Attorney General			0.00
RXFR	Transfer (Regular)	0.00	43,156.00	
WARR	Warrants	43,156.00	0.00	
				0.00
HUA0123	State/Local Legal Center			0.00
RXFR	Transfer (Regular)	0.00	6,500.00	
WARR	Warrants	6,500.00	0.00	
				0.00
HUA0124	Public Admin Consortium			0.00
RXFR	Transfer (Regular)	0.00	37,500.00	
WARR	Warrants	37,500.00	0.00	
				0.00
HUA0127	Museum of Discovery			0.00
RXFR	Transfer (Regular)	0.00	25,000.00	
WARR	Warrants	25,000.00	0.00	
				0.00
HUA0128	ACH Burn Ctr Act 1290/07			0.00
RXFR	Transfer (Regular)	990,000.00	990,000.00	
				0.00
HUA0129	Juvenile Offenders Transport			-966.36
RXFR	Transfer (Regular)	0.00	32,168.34	
WARR	Warrants	33,134.70	0.00	
				0.00
HUA0130	UAMS Child A/R/DV			0.00
RXFR	Transfer (Regular)	0.00	27,403.10	
WARR	Warrants	27,403.10	0.00	
				0.00
HUA0131	UAMS Child Welfare Restruct			0.00
RXFR	Transfer (Regular)	0.00	126,664.30	
WARR	Warrants	126,664.30	0.00	
				0.00
HUA0134	The Energy Council			0.00
RXFR	Transfer (Regular)	0.00	38,400.00	
WARR	Warrants	38,400.00	0.00	
				0.00
HUA0136	Fire Prevention Commission			-3,620.00
RXFR	Transfer (Regular)	0.00	8,928.60	
WARR	Warrants	12,548.60	0.00	
				0.00
HUA0138	Delta Regional Authority			0.00
RXFR	Transfer (Regular)	0.00	172,917.80	
				-172,917.80
HUA0142	S Reg Ed Board Dues			0.00
RXFR	Transfer (Regular)	0.00	208,508.00	
WARR	Warrants	208,508.00	0.00	
				0.00
HUA0143	Multistate Tax Commission			0.00
RXFR	Transfer (Regular)	0.00	282,060.00	
WARR	Warrants	282,060.00	0.00	

Fund Transaction by Type

Start Date:7/1/19

End Date:12/31/19

Fund	Fund Description	Beginning Balance	Ending Balance	
Type	Type Description	Debits	Credits	
HUA0144	Federation Tax Administrator	0.00		0.00
RXFR	Transfer (Regular)	0.00	16,908.00	
WARR	Warrants	16,908.00	0.00	
HUA0146	Assoc Racing Commissioners	0.00		0.00
RXFR	Transfer (Regular)	0.00	18,700.00	
WARR	Warrants	18,700.00	0.00	
HUA0148	Mid-America Museum (0620)	0.00		0.00
RXFR	Transfer (Regular)	0.00	25,000.00	
WARR	Warrants	25,000.00	0.00	
HUA0149	Baby Sharon Cat III	0.00		0.00
RXFR	Transfer (Regular)	50,000.00	50,000.00	
HUA0229	AR Fair Housing Commission	0.00		0.00
RXFR	Transfer (Regular)	16,906.26	44,112.87	
WARR	Warrants	7,453.10	0.00	
HUA022F	FHC Fed Reminbursement Pro	-1,189,108.09		-19,753.51
RCPT	Receipt	0.00	1.01	
RXFR	Transfer (Regular)	294,064.69	5,462.40	
WARR	Warrants	97,257.83	0.00	
HUA0300	Disabled Veteran's Operations	-3,835.25		-803,248.98
RXFR	Transfer (Regular)	18,798.51	18,000.00	
WARR	Warrants	2,725.99	0.00	
HUA0400	Veterans Child Welfare-Oprs-(-12,705.42		-310.75
RXFR	Transfer (Regular)	61,967.76	72,000.00	
WARR	Warrants	14,088.63	0.00	
HUA0501	War Memorial GR (0900)	-21,748.70		-8,649.03
RXFR	Transfer (Regular)	179,703.99	205,090.75	
WARR	Warrants	22,256.33	0.00	
HUA0600	Waterways Commission Oper:	-3,310.67		-24,879.13
RCPT	Receipt	0.00	1.54	
RXFR	Transfer (Regular)	100,696.08	155,027.11	
WARR	Warrants	37,236.32	0.00	
HUA0701	AHTD NOAA	-326.21		-20,406.92
RXFR	Transfer (Regular)	326.21	0.00	
HUA0702	AHTD Transportation Projects	0.00		0.00
RXFR	Transfer (Regular)	0.00	346,393.00	
WARR	Warrants	346,393.00	0.00	
HUA0801	AEDC-SciTech Oper (790)	-203,712.25		0.00

Fund Transaction by Type

Start Date:7/1/19 End Date:12/31/19

Fund	Fund Description	Beginning Balance		Ending Balance
Type	Type Description	Debits	Credits	
RXFR	Transfer (Regular)	20,024.01	0.00	
WARR	Warrants	183,653.27	0.00	
				-34.97
HUA0900	Elec Comm-Oprs-(232)	-30,819.72		
RXFR	Transfer (Regular)	275,150.34	452,859.00	
WARR	Warrants	173,030.50	0.00	
				-35,497.88
HUA1100	Spinal Cord Commission	-237,780.75		
RCPT	Receipt	0.00	116.25	
RXFR	Transfer (Regular)	646,742.94	1,048,115.75	
WARR	Warrants	550,325.41	0.00	
				-88,944.40
HUA1501	UAMS Rural Med Practice	0.00		
RXFR	Transfer (Regular)	0.00	325,076.00	
WARR	Warrants	325,076.00	0.00	
				0.00
HUA1502	UAMS Rural Nursing Practice	0.00		
RXFR	Transfer (Regular)	0.00	200,000.00	
WARR	Warrants	200,000.00	0.00	
				0.00
HUA1503	UAMS Poison & Drug Info Cen	0.00		
RXFR	Transfer (Regular)	0.00	299,959.00	
WARR	Warrants	299,959.00	0.00	
				0.00
HUA1504	AR Ctr for Health Imp 19-5-302	0.00		
RXFR	Transfer (Regular)	0.00	500,000.00	
WARR	Warrants	500,000.00	0.00	
				0.00
HUA1800	Martin Luther King-Gr-Oprs-(3	-653.70		
RXFR	Transfer (Regular)	110,220.60	157,000.00	
WARR	Warrants	31,797.28	0.00	
				-15,635.82
HUA1900	Minority Health Operating	-3,415.67		
RXFR	Transfer (Regular)	106,746.09	113,500.00	
WARR	Warrants	7,560.00	0.00	
				-2,609.58
HUA2201	DVA Veterans Services	-27,966.37		
RCPT	Receipt	0.00	2,375.00	
RXFR	Transfer (Regular)	583,619.27	806,899.64	
WARR	Warrants	248,412.57	0.00	
				-5,209.17
HUA2203	DVA Veterans Cemetery	-7,736.00		
RXFR	Transfer (Regular)	82,368.29	137,734.30	
WARR	Warrants	58,062.18	0.00	
				-5,039.83
HUA2210	Veterans Affairs	0.00		
RXFR	Transfer (Regular)	80,714.55	84,000.00	
WARR	Warrants	2,620.00	0.00	
				-665.45
HUA2300	AR Ethics Commission	-4,222.85		

Fund Transaction by Type

Start Date:7/1/19 End Date:12/31/19

Fund	Fund Description	Beginning Balance		Ending Balance
Type	Type Description	Debits	Credits	
RXFR	Transfer (Regular)	328,160.77	437,976.62	
WARR	Warrants	85,831.15	0.00	
				-28,207.55
HUA2400	Tobacco Control Board-Oprs-(-5,456.24		
RCPT	Receipt	0.00	534.60	
RXFR	Transfer (Regular)	200,172.27	305,008.92	
WARR	Warrants	68,385.43	0.00	
				-42,442.06
HUA2502	AEDC-Rural Srvs Div (790)	-20,099.25		
RXFR	Transfer (Regular)	5,015.82	5,000.00	
WARR	Warrants	12,632.07	0.00	
				-7,451.36
HUA2503	AEDC-RS-GIF Admn Fee (790)	-6,981.58		
WARR	Warrants	4,874.40	0.00	
				-2,107.18
HUA2601	DFA Building Auth (615)	-19,380.95		
RCPT	Receipt	0.00	228.64	
RXFR	Transfer (Regular)	972,331.57	1,135,000.00	
WARR	Warrants	96,532.31	0.00	
				-85,745.71
HUA2700	Capitol Zoning Commission	-7,064.62		
RXFR	Transfer (Regular)	115,704.26	155,007.85	
WARR	Warrants	28,177.24	0.00	
				-18,190.97
HUA2800	Judicial Disc&Disabl Comm (0	-8,777.13		
RCPT	Receipt	0.00	474.00	
RXFR	Transfer (Regular)	239,186.44	360,052.17	
WARR	Warrants	94,769.11	0.00	
				-35,347.75
HUA3100	Racing Commission	-58,946.35		
RXFR	Transfer (Regular)	584,467.82	784,293.83	
WARR	Warrants	163,167.79	0.00	
				-95,604.57
HUA3200	Parole Board	-32,967.72		
RCPT	Receipt	0.00	3.15	
RXFR	Transfer (Regular)	895,540.07	1,252,400.24	
WARR	Warrants	210,705.53	0.00	
				-179,125.51
HUA3511	L/P State Show Premium § 19-	0.00		
RXFR	Transfer (Regular)	0.00	118,777.00	
WARR	Warrants	118,777.00	0.00	
				0.00
HUA3512	L/P District Premiums § 19-5-3	0.00		
RXFR	Transfer (Regular)	0.00	142,533.00	
WARR	Warrants	142,531.71	0.00	
				-1.29
HUA3513	L/P County Premiums § 19-5-3	0.00		
RXFR	Transfer (Regular)	0.00	356,332.00	
WARR	Warrants	356,331.96	0.00	
				-0.04

Fund Transaction by Type

Start Date:7/1/19 End Date:12/31/19

Fund	Fund Description	Beginning Balance		Ending Balance
Type	Type Description	Debits	Credits	
HUA3514	L/P District Jr Premiums § 19-		0.00	
RXFR	Transfer (Regular)	0.00	28,140.00	
				-28,140.00
HUA3515	L/P ARSHS Rodeo Assoc § 19-		0.00	
RXFR	Transfer (Regular)	0.00	19,796.00	
WARR	Warrants	19,796.00	0.00	
				0.00
HUA3516	L/P 4 State Premiums § 19-5-31		0.00	
RXFR	Transfer (Regular)	0.00	23,755.00	
WARR	Warrants	23,755.00	0.00	
				0.00
HUA3517	L/P FFA Club Reimb § 19-5-302		0.00	
RXFR	Transfer (Regular)	0.00	19,796.00	
WARR	Warrants	19,796.00	0.00	
				0.00
HUA3518	L/P Miss AR Rodeo § 19-5-3021		0.00	
RXFR	Transfer (Regular)	0.00	347.00	
				-347.00
HUA3519	L/P 4H Club § 19-5-302(9)		0.00	
RXFR	Transfer (Regular)	0.00	19,796.00	
WARR	Warrants	19,796.00	0.00	
				0.00
HUA3700	ACL CLEST		-77,750.67	
RCPT	Receipt	0.00	6,315.42	
RXFR	Transfer (Regular)	1,251,415.99	1,899,712.13	
WARR	Warrants	489,292.88	0.00	
				-243,069.35
HUA3701	911 Training & Ed §19-5-302(9)		-107,013.36	
RCPT	Receipt	0.00	200,046.50	
RXFR	Transfer (Regular)	34,114.41	0.00	
WARR	Warrants	33,316.07	0.00	
				-239,629.38
HUA3710	Public Safety		0.00	
RXFR	Transfer (Regular)	97,349.75	142,225.88	
WARR	Warrants	2,545.00	0.00	
				-42,331.13
HUA3800	ACL GR Operations		-249,763.42	
RCPT	Receipt	0.00	838,750.76	
RXFR	Transfer (Regular)	4,613,736.25	5,314,978.05	
SDIS	Distribution (Special Fund)	0.00	806,236.84	
SPEC	Special Reversing Entry	832,029.76	0.00	
WARR	Warrants	1,409,193.50	0.00	
				-354,769.56
HUA4000	ADEM		-12,099.90	
RXFR	Transfer (Regular)	0.00	836.89	
				-12,936.79
HUA4002	ADEM 19-5-302(9) (0995)		0.00	
RXFR	Transfer (Regular)	2,000.00	3,000.00	
WARR	Warrants	338.33	0.00	
				-661.67

Fund Transaction by Type

Start Date:7/1/19 End Date:12/31/19

Fund	Fund Description	Beginning Balance		Ending Balance
Type	Type Description	Debits	Credits	
HUA4032	EMPG Gen Fund 14 (0995)			-33.70
RXFR	Transfer (Regular)	16.85	0.00	
				-16.85
HUA4033	EMPG GENERAL FUND15 (0995)			-13.57
RXFR	Transfer (Regular)	6.78	0.00	
				-6.79
HUA4034	EMPG GENERAL FUND 16 (0995)			-27.34
RXFR	Transfer (Regular)	29.52	12.85	
				-10.67
HUA4035	EMPG GENERAL FUND 17			-204,858.19
RCPT	Receipt	0.00	33,658.52	
RXFR	Transfer (Regular)	912,511.69	770,653.71	
WARR	Warrants	12,198.42	0.00	
				-84,460.31
HUA4036	EMPG General Revenue (0995)			0.00
RCPT	Receipt	0.00	806,675.19	
RXFR	Transfer (Regular)	1,342,779.24	1,265,476.57	
WARR	Warrants	376,582.32	0.00	
				-352,790.20
HUA4080	ADEM 100% State M&R			-4,136.63
RXFR	Transfer (Regular)	0.00	560.00	
				-4,696.63
HUA4100	ABC Administration			-26,826.36
RCPT	Receipt	0.00	831.90	
RXFR	Transfer (Regular)	331,903.99	396,041.16	
WARR	Warrants	59,602.24	0.00	
				-32,193.19
HUA4101	ABC ADMIN MEDICAL MARJ E			0.00
RXFR	Transfer (Regular)	0.00	150,452.22	
WARR	Warrants	4,249.35	0.00	
				-146,202.87
HUA4200	ABC Enforcement			-197,515.72
RCPT	Receipt	0.00	1,959.82	
RXFR	Transfer (Regular)	783,913.49	864,068.00	
WARR	Warrants	162,695.48	0.00	
				-116,934.57
HUA4201	ABC ENFORCE MED MARJ EX			0.00
RXFR	Transfer (Regular)	0.00	266,244.00	
WARR	Warrants	1,259.38	0.00	
				-264,984.62
HUA4400	Geology Department			-27,425.23
RXFR	Transfer (Regular)	804,045.34	1,072,061.22	
WARR	Warrants	217,849.59	0.00	
				-77,591.52
HUA4700	HUA-Assmt Coord Dept			0.00
RXFR	Transfer (Regular)	3,264.21	49,173.17	
				-45,908.96
HUA4701	Ad Valorem (0490)			-2,198,270.24
RCPT	Receipt	0.00	1.14	
RXFR	Transfer (Regular)	999,500.28	1,260,650.77	

Fund Transaction by Type

Start Date:7/1/19 End Date:12/31/19

Fund	Fund Description	Beginning Balance		Ending Balance
Type	Type Description	Debits	Credits	
WARR	Warrants	541,331.47	0.00	
				-1,918,090.40
HUA4800	ASWCC General Revenue	-123,457.15		
RXFR	Transfer (Regular)	1,233,576.55	3,069,347.01	
WARR	Warrants	1,839,154.72	0.00	
				-120,072.89
HUA5000	Ins Dept PECD Administration	-14,485.97		
RXFR	Transfer (Regular)	1,795,261.76	2,002,107.36	
WARR	Warrants	202,471.00	0.00	
				-18,860.57
HUA5100	OMIG-State (0035)	-13,392.13		
RCPT	Receipt	0.00	476.45	
RXFR	Transfer (Regular)	393,523.70	475,066.58	
WARR	Warrants	91,879.00	0.00	
				-3,532.46
HUA5110	OMIG-State	0.00		
RXFR	Transfer (Regular)	35,445.97	42,000.00	
WARR	Warrants	3,409.45	0.00	
				-3,144.58
HUA6101	DFA DLEP Grants	0.00		
RXFR	Transfer (Regular)	19,434.49	21,303.26	
WARR	Warrants	1,868.77	0.00	
				0.00
HUA6111	DDPC State (0610)	-0.02		
RXFR	Transfer (Regular)	34,329.29	36,052.47	
WARR	Warrants	1,680.00	0.00	
				-43.20
HUA6501	Health Services Operating	-4,634.21		
RCPT	Receipt	0.00	24,000.54	
RXFR	Transfer (Regular)	167,925.53	218,021.00	
WARR	Warrants	46,267.48	0.00	
				-32,462.74
HUA7001	AR Geographic Info 296/09	-14,057.89		
RCPT	Receipt	0.00	815.88	
RXFR	Transfer (Regular)	471,053.79	765,099.76	
WARR	Warrants	231,656.67	0.00	
				-77,263.07
HUA7101	Office of Health InfoTech 0645	-232,823.95		
RXFR	Transfer (Regular)	232,823.95	0.00	
				0.00
HUA9700	National Guard Museum	-792.14		
RXFR	Transfer (Regular)	29,221.59	66,000.96	
WARR	Warrants	7,965.31	0.00	
				-29,606.20
HUA9800	Sentencing Commission	-43,723.04		
RCPT	Receipt	0.00	334.82	
RXFR	Transfer (Regular)	103,258.85	132,023.94	
WARR	Warrants	63,704.19	0.00	
				-9,118.76
HUA9903	Criminal Detent Comm 19-5-30	0.00		

Fund Transaction by Type

Start Date:7/1/19 End Date:12/31/19

Fund	Fund Description	Beginning Balance		Ending Balance
Type	Type Description	Debits	Credits	
RXFR	Transfer (Regular)	2,357.46	3,000.00	
WARR	Warrants	465.78	0.00	
				-176.76
HUAAWIN	AEDM AWIN Operations			0.00
RCPT	Receipt	0.00	3,406.26	
RXFR	Transfer (Regular)	788,783.94	3,945,372.04	
WARR	Warrants	3,130,057.57	0.00	
				-29,936.79
JAA0000	Public School Fund			-24,490,938.44
AXFR	Advance Transfer	0.00	146,528,509.44	
GDIS	Distribution (General Fund)	0.00	991,879,822.12	
RCPT	Receipt	0.00	1,953.60	
RXFR	Transfer (Regular)	1,316,009,579.07	523,446,655.63	
				-370,338,300.16
JAA0200	Public School Education			-18,537,860.19
RXFR	Transfer (Regular)	118,577,954.10	100,040,093.91	
				0.00
JAA0400	Public Sch-2dq Empl Blnkt Prq			0.00
RXFR	Transfer (Regular)	122,850.00	122,850.00	
				0.00
JAA1001	PSF-Sae			-3.70
RXFR	Transfer (Regular)	0.00	1,024,511,581.62	
WARR	Warrants	1,023,918,671.00	0.00	
				-592,914.32
JAA1002	PSF-Misc Programs-(500)			-12,740,136.00
COFF	Checks Charged Off	1,837.58	0.00	
RCPT	Receipt	0.00	150,887.37	
RXFR	Transfer (Regular)	3,006,213.34	280,005,820.63	
WARR	Warrants	278,679,887.70	0.00	
				-11,208,905.38
JAA1004	AR Public School Computer N			-3,442,749.01
RCPT	Receipt	0.00	6,450.00	
RXFR	Transfer (Regular)	1,470,703.58	9,548,589.09	
WARR	Warrants	9,240,423.49	0.00	
				-2,286,661.03
JAA1006	Public School Teachers Salary			-134,222.08
RXFR	Transfer (Regular)	841,970.17	869,109.02	
SDIS	Distribution (Special Fund)	0.00	841,539.09	
SPEC	Special Reversing Entry	869,109.02	647.62	
				-134,438.62
JAA1009	ADE Education Renewal Zone:			-182,926.02
RXFR	Transfer (Regular)	43,297.35	1,172,368.51	
WARR	Warrants	527,159.79	0.00	
				-784,837.39
JAA1011	PS AR Better Chance			-2,906,589.67
RCPT	Receipt	0.00	49,307.39	
RXFR	Transfer (Regular)	4,012,000.00	67,676,500.00	
WARR	Warrants	64,394,087.84	0.00	
				-2,226,309.22
JAA1013	98% URT Coll Adj Act 229/07 S			-901,867.81
WARR	Warrants	150,715.00	0.00	

Fund Transaction by Type

Start Date:7/1/19 End Date:12/31/19

Fund	Fund Description	Beginning Balance		Ending Balance
Type	Type Description	Debits	Credits	
				-751,152.81
JAA1014	ERATE Credits - DIS (0500)	-778,768.75		
RCPT	Receipt	0.00	2,769,820.34	
RXFR	Transfer (Regular)	3,548,589.09	0.00	
				0.00
JAA1018	OE Charter Fac Grant 19-5-305	-129,454.00		
RXFR	Transfer (Regular)	0.00	7,575,000.00	
WARR	Warrants	3,658,723.00	0.00	
				-4,045,731.00
JAA1019	RISE (0500)	-355,915.05		
WARR	Warrants	137,971.07	0.00	
				-217,943.98
JAA1020	EdComp Reform	0.00		
RXFR	Transfer (Regular)	0.00	60,000,000.00	
WARR	Warrants	12,141,494.57	0.00	
				-47,858,505.43
JSL0000	State Library	-347,962.63		
AXFR	Advance Transfer	0.00	207,500.00	
GDIS	Distribution (General Fund)	0.00	2,770,363.10	
WARR	Warrants	2,731,358.00	0.00	
				-594,467.73
JWE0000	Public Sch-Career Ed	0.00		
GDIS	Distribution (General Fund)	0.00	16,871,204.17	
RXFR	Transfer (Regular)	13,756,681.47	0.00	
				-3,114,522.70
JWE0200	PSF for AR Works	-1,895,287.68		
RXFR	Transfer (Regular)	2,265,413.22	1,712,804.48	
WARR	Warrants	884,778.59	0.00	
				-457,900.35
JWE0300	Public Sch-Workforce Ed	-1,974,566.04		
RXFR	Transfer (Regular)	575,086.89	0.00	
WARR	Warrants	1,399,479.15	0.00	
				0.00
JWE0301	Public School Car Ed	0.00		
RCPT	Receipt	0.00	164,330.67	
RXFR	Transfer (Regular)	1,754,340.72	10,142,183.13	
WARR	Warrants	4,988,422.40	0.00	
				-3,563,750.68
JWE0500	Public Sch-Workforce Ed	-608,925.59		
RCPT	Receipt	0.00	456,320.17	
RXFR	Transfer (Regular)	250,000.00	12,347,208.22	
WARR	Warrants	11,683,131.03	0.00	
				-1,479,322.95
KBK0000	84th Session Legislative	0.00		
RXFR	Transfer (Regular)	8,182.25	8,182.25	
				0.00
KBK7904	ADED Movie/Film Production	-8,182.25		
RXFR	Transfer (Regular)	8,182.25	0.00	
				0.00
KBM0000	86th Legislative GIF §19-5-100	0.00		

Fund Transaction by Type

Start Date:7/1/19 End Date:12/31/19

Fund	Fund Description	Beginning Balance		Ending Balance
Type	Type Description	Debits	Credits	
RXFR	Transfer (Regular)	26,076.35	26,076.35	0.00
KBM450K	Illinois River	-1,002,901.90		
WARR	Warrants	457,853.58	0.00	-545,048.32
KBM751Z	City/County Grants	-26,076.35		
RXFR	Transfer (Regular)	26,076.35	0.00	0.00
KBN0000	87th Legislative GIF 1443/09	0.00		
RXFR	Transfer (Regular)	50,000.00	50,000.00	0.00
KBN569B	TF-Racial Profile-87 1443/09	-50,000.00		
RXFR	Transfer (Regular)	50,000.00	0.00	0.00
KBN669Q	AR Fallen Fire Mem87 1443/09	-21,809.64		
WARR	Warrants	2,447.17	0.00	-19,362.47
KBN6T83	DFA-BA-VariousPrj-87 (615)	-119,786.01		
WARR	Warrants	119,786.01	0.00	0.00
KBP0000	88th Session Leg GIF§19-5-101	0.00		
RXFR	Transfer (Regular)	0.90	0.90	0.00
KBP796F	Public Works/Job Training	-0.90		
RXFR	Transfer (Regular)	0.90	0.00	0.00
KBP996A	Realty Improvements	-1,674,949.77		
WARR	Warrants	1,674,949.77	0.00	0.00
KBQ0000	89th Session GIF Leg 19-5-100	0.00		
RXFR	Transfer (Regular)	367.40	367.40	0.00
KBQ3K97	DVA Const/Maint/M&O	-13.53		
RXFR	Transfer (Regular)	13.53	0.00	0.00
KBQ4G04	Agri Realty Disaster Purch/M&	-15,847.75		
WARR	Warrants	921.50	0.00	-14,926.25
KBQ4G98	ADCC Realty Purchase/M&R	-112.98		
RXFR	Transfer (Regular)	112.98	0.00	0.00
KBQ5H70	NWTI Capital Balance Transfer	-240.89		
RXFR	Transfer (Regular)	240.89	0.00	0.00
KBQ6T84	State Realty Pur/M&R (615)	-24,825.42		
WARR	Warrants	24,825.42	0.00	0.00
KBQ6W91	Health Info Technoogy-GIF	-106,196.15		
WARR	Warrants	6,131.92	0.00	-100,064.23

Fund Transaction by Type

Start Date:7/1/19 End Date:12/31/19

Fund	Fund Description	Beginning Balance	Ending Balance	
Type	Type Description	Debits	Credits	
KBQ9J77	ASP Const/Maint/Equi	-160,499.50		
WARR	Warrants	146,574.89	0.00	
				-13,924.61
KBR0000	90th Session GIF Leg (0610)	0.00		
RXFR	Transfer (Regular)	143,672.93	143,672.93	
				0.00
KBR1Q03	Washington Co Ctr (0198)	-4.90		
RXFR	Transfer (Regular)	4.90	0.00	
				0.00
KBR1S89	SAU Deferred Maint (0105)	-124,351.90		
WARR	Warrants	124,351.90	0.00	
				0.00
KBR4N97	Ester Unit Expenses (0480)	-133,853.68		
RXFR	Transfer (Regular)	0.00	788.84	
WARR	Warrants	109,982.70	0.00	
				-24,659.82
KBR4N98	Female Work Release (0480)	-898,362.91		
RXFR	Transfer (Regular)	0.00	58.73	
WARR	Warrants	12,430.27	0.00	
				-885,991.37
KBR4Q42	Ouachita River Unit (0480)	-585.37		
RXFR	Transfer (Regular)	585.37	0.00	
				0.00
KBR4Q43	Tucker Unit Op Exp (0480)	-255,006.87		
RXFR	Transfer (Regular)	0.00	2,068.21	
WARR	Warrants	119,068.05	0.00	
				-138,007.03
KBR4Q95	Existing Fac Maint (0480)	-3,267,627.04		
RXFR	Transfer (Regular)	0.00	6,318.49	
WARR	Warrants	302,569.85	0.00	
				-2,971,375.68
KBR5Q39	Computer Sci Init (0500)	-1,042,023.26		
RCPT	Receipt	0.00	1,350.00	
RXFR	Transfer (Regular)	0.00	22.37	
WARR	Warrants	21,007.47	0.00	
				-1,022,388.16
KBR5R07	Blind Sch Prop/Fac (0510)	-224,625.07		
RXFR	Transfer (Regular)	0.00	700.50	
WARR	Warrants	12,663.45	0.00	
				-212,662.12
KBR5R08	Deaf School Prop/Fac (0513)	-25,933.78		
WARR	Warrants	20,780.63	0.00	
				-5,153.15
KBR5R29	Capital Balance Trsf (0552)	-74,604.59		
RXFR	Transfer (Regular)	1,876.40	482.21	
WARR	Warrants	21,769.33	0.00	
				-51,441.07
KBR7U01	Comm Proj Grants #5 (790)	-819.25		
RXFR	Transfer (Regular)	819.25	0.00	
				0.00

Fund Transaction by Type

Start Date:7/1/19 End Date:12/31/19

Fund	Fund Description	Beginning Balance		Ending Balance
Type	Type Description	Debits	Credits	
KBR9Q53	CLEST Real Prop/Fac (0950)	-210,263.79		
RXFR	Transfer (Regular)	998.55	0.00	
WARR	Warrants	70,660.61	0.00	
				-138,604.63
KBR9Q88	Radio Repeater Infra (0960)	-141,264.86		
RXFR	Transfer (Regular)	141,264.86	0.00	
				0.00
KBR9R43	Real Prop/Facilities (0955)	-0.01		
RCPT	Receipt	0.00	2,524.50	
				-2,524.51
KBS3W30	Juv Resentencing Exp (0324)	-352,354.58		
WARR	Warrants	17,842.17	0.00	
				-334,512.41
KBS5W24	Capital Balances (0582)	-201,202.04		
WARR	Warrants	60,911.59	0.00	
				-140,290.45
KBSAW14	NW AR Forensic Lab (0955)	-537,238.98		
WARR	Warrants	454,060.90	0.00	
				-83,178.08
KBSAW66	Camden Site Dorm (0115)	-1,050,000.00		
WARR	Warrants	207,185.85	0.00	
				-842,814.15
KBSBW18	McPherson Visit Ctr (0480)	-261,553.10		
RCPT	Receipt	0.00	1,645.60	
RXFR	Transfer (Regular)	0.00	1,154.23	
WARR	Warrants	134,682.00	0.00	
				-129,670.93
KBSCW18	McPherson Admin Bldg (0480)	-362,925.42		
RXFR	Transfer (Regular)	0.00	286.40	
WARR	Warrants	27,418.24	0.00	
				-335,793.58
KBSDW31	Public Works/JobTrng (0790)	-1,054,491.53		
WARR	Warrants	765,960.00	0.00	
				-288,531.53
KBSTI00	91st Session GIF Tech Inst	-275.48		
RXFR	Transfer (Regular)	275.48	0.00	
				0.00
KCA0000	Develop and Enhance	0.00		
RXFR	Transfer (Regular)	651,582.91	651,582.91	
				0.00
KCA7Y04	Real Prop/Facilities	0.00		
RXFR	Transfer (Regular)	0.00	5,149,377.00	
				-5,149,377.00
KCA7Y43	Black College Grants	0.00		
RCPT	Receipt	0.00	225,000.00	
RXFR	Transfer (Regular)	0.00	1,500,000.00	
WARR	Warrants	1,725,000.00	0.00	
				0.00
KCA7Y44	Spay/Neuter Grants	0.00		
RXFR	Transfer (Regular)	0.00	60,000.00	

Fund Transaction by Type

Start Date:7/1/19 End Date:12/31/19

Fund	Fund Description	Beginning Balance		Ending Balance
Type	Type Description	Debits	Credits	
				-60,000.00
KCA8Y40	Grants and/or Loans		0.00	
RXFR	Transfer (Regular)	0.00	2,900,000.00	
WARR	Warrants	2,900,000.00	0.00	0.00
KCAAY05	Const/Renov/Maint		0.00	
RXFR	Transfer (Regular)	0.00	83,250.00	-83,250.00
KCAAY10	Const/Renov/Maint		0.00	
RXFR	Transfer (Regular)	0.00	2,732,069.00	-2,732,069.00
KCAAY38	Debt Serv Lease Pmts		0.00	
RXFR	Transfer (Regular)	0.00	4,623,624.31	
WARR	Warrants	4,623,624.31	0.00	0.00
KCAAY47	Grants and/or Loans		0.00	
RXFR	Transfer (Regular)	0.00	1,057,570.00	
WARR	Warrants	1,025,000.00	0.00	-32,570.00
KCABY08	Tech Infrastruct Upg		0.00	
RXFR	Transfer (Regular)	0.00	95,000.00	-95,000.00
KCACY47	Econ Stimul Activity		0.00	
RXFR	Transfer (Regular)	0.00	3,050,000.00	
WARR	Warrants	2,085,472.24	0.00	-964,527.76
KCAEY47	Public Safety Grants		0.00	
RXFR	Transfer (Regular)	0.00	100,000.00	
WARR	Warrants	100,000.00	0.00	0.00
KCAFY46	Co/Distr Fair Grants		0.00	
RXFR	Transfer (Regular)	0.00	1,046,000.00	
WARR	Warrants	777,600.00	0.00	-268,400.00
KCAFY57	Cossatot Def Maint		0.00	
RXFR	Transfer (Regular)	0.00	200,000.00	-200,000.00
KCAGY08	SAU Deferred Maint		0.00	
RXFR	Transfer (Regular)	0.00	500,000.00	-500,000.00
KCAGY47	Grt Match Fund/Loans		0.00	
RXFR	Transfer (Regular)	0.00	500,000.00	
WARR	Warrants	325,000.00	0.00	-175,000.00
KCAHY47	AEDC Grants/Loans		0.00	
RXFR	Transfer (Regular)	0.00	2,025,000.00	
WARR	Warrants	1,800,000.00	0.00	-225,000.00
KCATI00	D&E Tech Inst		0.00	
RXFR	Transfer (Regular)	21,367.93	402,913.70	

Fund Transaction by Type

Start Date:7/1/19 End Date:12/31/19

Fund	Fund Description	Beginning Balance			Ending Balance
Type	Type Description	Debits	Credits		
					-381,545.77
MAA0000	Area Agencies on Aging	-12,762.18			
RXFR	Transfer (Regular)	565.00	112.00		
					-12,309.18
MAB0100	State Athletic Comm-Operatio	0.00			
RCPT	Receipt	0.00	30,866.14		
RXFR	Transfer (Regular)	24,526.77	155,066.07		
WARR	Warrants	17,511.18	0.00		
					-143,894.26
MAB0200	Athletic Commission	-155,066.07			
RXFR	Transfer (Regular)	155,066.07	0.00		
					0.00
MAC0100	Wtr Sewer Solid Mgmt-(455)	-5,777,427.71			
RADJ	Receipt Adjustment	585,408.00	585,408.00		
RCPT	Receipt	0.00	1,478,709.61		
RXFR	Transfer (Regular)	128,865.00	8,986.98		
WARR	Warrants	1,305,954.00	0.00		
					-5,830,305.30
MAE0000	ADEQ Abandoned Mine Reclai	-907,397.19			
RCPT	Receipt	0.00	416,092.70		
WARR	Warrants	266,587.94	0.00		
					-1,056,901.95
MAF0000	Surface Coal Mine	-146,942.29			
RXFR	Transfer (Regular)	2,150.00	0.00		
					-144,792.29
MBB0100	Bail Bondsman Board	-43,412.48			
RCPT	Receipt	0.00	94,135.11		
RXFR	Transfer (Regular)	104,786.39	373,686.26		
WARR	Warrants	69,365.29	0.00		
					-337,082.17
MBB0200	Bail Bondsman-Holding (0211)	-373,525.00			
RCPT	Receipt	0.00	288,320.00		
RXFR	Transfer (Regular)	373,525.00	0.00		
SDIS	Distribution (Special Fund)	0.00	283,851.03		
SPEC	Special Reversing Entry	288,320.00	0.00		
					-283,851.03
MBC0000	ADH Breast Cancer	-6,552,036.03			
RXFR	Transfer (Regular)	1,620,056.22	2,128,620.58		
SDIS	Distribution (Special Fund)	0.00	1,559,588.12		
SPEC	Special Reversing Entry	1,620,385.26	10,903.19		
					-7,010,706.44
MBD0100	Sustainable Building (615)	-8,200,334.46			
RCPT	Receipt	0.00	871,619.26		
RXFR	Transfer (Regular)	39,549.40	0.00		
					-9,032,404.32
MBD0125	ASUJ SUS BLDG DESIGN (012	0.00			
RXFR	Transfer (Regular)	0.00	39,549.40		
WARR	Warrants	39,549.40	0.00		
					0.00
MBL0000	Special Military	-1,268,994.03			

Fund Transaction by Type

Start Date:7/1/19 End Date:12/31/19

Fund	Fund Description	Beginning Balance	Ending Balance
Type	Type Description	Debits	Credits
RXFR	Transfer (Regular)	268,994.03	0.00
			-1,000,000.00
MBM0100	Armory Construction	-309,837.23	
WARR	Warrants	288,592.54	0.00
			-21,244.69
MBR0100	Breast Cancer Research	-67,318.64	
RXFR	Transfer (Regular)	3,049.33	453,136.15
SDIS	Distribution (Special Fund)	0.00	436,134.13
SPEC	Special Reversing Entry	453,136.15	3,049.33
WARR	Warrants	430,556.65	0.00
			-72,896.12
MBR0200	UAMS S Komen Plate (0150)	-14,625.50	
RXFR	Transfer (Regular)	0.00	84,092.50
SDIS	Distribution (Special Fund)	0.00	81,485.62
SPEC	Special Reversing Entry	84,092.50	0.00
WARR	Warrants	85,476.35	0.00
			-10,634.77
MCA0000	AR Child Advocacy (0150)	-2,462.36	
RCPT	Receipt	0.00	10,505.04
WARR	Warrants	11,657.87	0.00
			-1,309.53
MCC0100	DHS-Consld Cost-Opr	-516,757.17	
RCPT	Receipt	0.00	195,464.56
RXFR	Transfer (Regular)	0.00	96,796.69
WARR	Warrants	265,525.26	0.00
			-543,493.16
MCD0100	DFA ADAP Grants	-1,666.67	
RCPT	Receipt	0.00	172,992.00
RXFR	Transfer (Regular)	0.00	11,875.02
WARR	Warrants	184,867.02	0.00
			-1,666.67
MCE0000	Child Support Enforcement	0.00	
GDIS	Distribution (General Fund)	0.00	6,853,117.21
RXFR	Transfer (Regular)	7,662,691.30	2,074,699.50
			-1,265,125.41
MCE0100	Child Support Enforcement	-3,547,863.79	
RADJ	Receipt Adjustment	350.00	350.00
RCPT	Receipt	0.00	22,686.11
RXFR	Transfer (Regular)	17,226,523.43	27,086,172.92
WARR	Warrants	11,149,509.91	0.00
			-2,280,689.48
MCE0200	Child Support Enf GR Hldg	0.00	
RCPT	Receipt	0.00	5,708,581.79
RXFR	Transfer (Regular)	5,702,581.79	0.00
			-6,000.00
MCE0300	Child Sprt Enf-Oth Fd Hldg	-4,926,182.72	
RCPT	Receipt	0.00	648,895.59
RXFR	Transfer (Regular)	2,648,895.59	2,000,000.00
			-4,926,182.72
MCE0400	Child Support Enf Fed	0.00	
RCPT	Receipt	0.00	13,269,613.00

Fund Transaction by Type

Start Date:7/1/19 End Date:12/31/19

Fund	Fund Description	Beginning Balance		Ending Balance
Type	Type Description	Debits	Credits	
RXFR	Transfer (Regular)	11,269,613.00	0.00	
				-2,000,000.00
MCE0500	Child Support Enf Claims	0.00		
RCPT	Receipt	0.00	1,876,415.07	
RXFR	Transfer (Regular)	1,876,415.07	0.00	
				0.00
MCF0000	Constitutional Officers	-42,286,281.35		
CTAX	Claims & Taxes	6.24	2.57	
DXFR	Transfer (Deduction)	0.00	43,293,951.86	
RADJ	Receipt Adjustment	7.88	7.88	
RXFR	Transfer (Regular)	87,162,813.67	21,135,087.21	
SDIS	Distribution (Special Fund)	0.00	613,132.77	
SPEC	Special Reversing Entry	632,747.95	0.00	
				-19,532,887.90
MCF0200	Constitutional Officers House	-1,640,576.66		
RCPT	Receipt	0.00	14.16	
RXFR	Transfer (Regular)	1,171,072.73	1,056,042.43	
WARR	Warrants	310,791.38	0.00	
				-1,214,769.14
MCF0500	Constitutional Officers Senate	-2,190,589.80		
RXFR	Transfer (Regular)	1,904,850.70	1,596,000.00	
WARR	Warrants	56,357.72	0.00	
				-1,825,381.38
MCF3400	Constitutional Officers Gov	-191,737.50		
RXFR	Transfer (Regular)	175,900.00	0.00	
				-15,837.50
MCF5900	Constl Officers-Auditor Of St-	-3,960,616.62		
RCPT	Receipt	0.00	1,276,094.80	
RXFR	Transfer (Regular)	3,872,683.73	446,941.98	
WARR	Warrants	211,229.29	0.00	
				-1,599,740.38
MCF5901	Const Off-Auditor Unapp (005)	-745,535.79		
RCPT	Receipt	0.00	3,994.92	
RXFR	Transfer (Regular)	0.00	26,500,000.00	
WARR	Warrants	26,466,487.32	0.00	
				-783,043.39
MCJ0000	County Jail Reimbursement	0.00		
AXFR	Advance Transfer	0.00	750,000.00	
GDIS	Distribution (General Fund)	0.00	8,889,720.31	
RXFR	Transfer (Regular)	16,126,945.71	8,266,774.00	
				-1,779,548.60
MCJ0480	County Jail Reimburse ADC	-815,702.63		
RXFR	Transfer (Regular)	630.00	7,719,484.71	
WARR	Warrants	8,228,120.00	0.00	
				-306,437.34
MCJ0485	County Jail Reimburse ADCC	-232,553.00		
RXFR	Transfer (Regular)	0.00	1,840,687.00	
WARR	Warrants	2,064,510.00	0.00	
				-8,730.00
MCJHOLD	County Jail Reimb Hold (0480)	0.00		
RXFR	Transfer (Regular)	0.00	4,500,000.00	

Fund Transaction by Type

Start Date:7/1/19 End Date:12/31/19

Fund	Fund Description	Beginning Balance		Ending Balance
Type	Type Description	Debits	Credits	
				-4,500,000.00
MCR0200	AOC Court Report (0023)	-1,414.28		
RCPT	Receipt	0.00	524.61	
RXFR	Transfer (Regular)	4,275,398.66	4,862,330.88	
WARR	Warrants	580,056.34	0.00	
				-8,814.77
MCV0000	Co Voting Sys Grant Act 1189/	-1,475,944.74		
RCPT	Receipt	0.00	509,892.00	
RXFR	Transfer (Regular)	0.00	8,246,573.00	
SDIS	Distribution (Special Fund)	0.00	494,085.35	
SPEC	Special Reversing Entry	509,892.00	0.00	
WARR	Warrants	2,071,130.67	0.00	
				-8,145,472.42
MDA0100	Drug/Alcohol Abuse Prev/Trea	-1,363,147.60		
RCPT	Receipt	0.00	8,865,930.06	
RXFR	Transfer (Regular)	0.00	1,405,330.50	
SDIS	Distribution (Special Fund)	0.00	18,554.95	
SPEC	Special Reversing Entry	18,847.07	0.00	
WARR	Warrants	10,454,921.25	0.00	
				-1,179,194.79
MDR0000	Imme Disaster Response1951	0.00		
RXFR	Transfer (Regular)	2,018.89	200,000.00	
WARR	Warrants	22,443.46	0.00	
				-175,537.65
MDT0100	Law/Pros Drug Enf Training	-193.39		
RCPT	Receipt	0.00	174.66	
RXFR	Transfer (Regular)	0.00	16,781.73	
WARR	Warrants	12,980.27	0.00	
				-4,169.51
MEE0000	Environmental Ed Fund	-134,465.79		
RCPT	Receipt	0.00	34,572.02	
RXFR	Transfer (Regular)	1.37	0.00	
WARR	Warrants	14,648.76	0.00	
				-154,387.68
MEM0000	Emergency Med Svcs (0645)	-131,018.61		
RCPT	Receipt	0.00	8,190.00	
SDIS	Distribution (Special Fund)	0.00	8,063.04	
SPEC	Special Reversing Entry	8,190.00	0.00	
WARR	Warrants	16,958.23	0.00	
				-122,123.42
MER0100	Computer & Elec Recycling-Oj	-205,818.51		
RXFR	Transfer (Regular)	0.00	70,807.12	
WARR	Warrants	46,269.97	0.00	
				-230,355.66
MFF0100	Nonpartisan Fil Fee -19-5-1225	-1,400,563.12		
RCPT	Receipt	0.00	483,450.00	
				-1,884,013.12
MFP0100	Fire Protection Lic Board-Ope	-384,332.60		
RADJ	Receipt Adjustment	14,989.00	14,989.00	
RCPT	Receipt	0.00	117,898.50	
RXFR	Transfer (Regular)	37,736.12	55.41	

Fund Transaction by Type

Start Date:7/1/19 End Date:12/31/19

Fund	Fund Description	Beginning Balance		Ending Balance
Type	Type Description	Debits	Credits	
WARR	Warrants	24,445.05	0.00	
				-440,105.34
MFT0000	Trans Research (0090)	-1,000,000.00		
RXFR	Transfer (Regular)	0.00	500,000.00	
WARR	Warrants	1,000,000.00	0.00	
				-500,000.00
MGA0000	AR AGRI MKTING GRNT 19-5-	0.00		
RXFR	Transfer (Regular)	0.00	119,187.00	
				-119,187.00
MHC0100	Div Information System Revol	-23,336,360.78		
RCPT	Receipt	0.00	27,534,088.36	
RXFR	Transfer (Regular)	11,129,753.75	652,140.63	
WARR	Warrants	28,531,194.47	0.00	
				-11,861,641.55
MHC0400	DIS E-RATE REIMBURSEMEN	-131,915.68		
RCPT	Receipt	0.00	3,820,783.60	
RXFR	Transfer (Regular)	9,552.24	0.00	
WARR	Warrants	3,612,457.79	0.00	
				-330,689.25
MHC0450	Data Ctr Consolid Unallow Exp	-2,895,416.80		
RXFR	Transfer (Regular)	0.00	4,387.98	
WARR	Warrants	367,384.62	0.00	
				-2,532,420.16
MHD0100	Computer Srvs Reserve	-229,737.70		
RXFR	Transfer (Regular)	0.00	3,270,262.00	
WARR	Warrants	353,965.74	0.00	
				-3,146,033.96
MHF0000	Health Facility Svc Revolving	-1,387,252.06		
COFF	Checks Charged Off	650.00	0.00	
RCPT	Receipt	0.00	447,431.00	
RXFR	Transfer (Regular)	172,179.63	2,783.09	
SDIS	Distribution (Special Fund)	0.00	439,855.89	
SPEC	Special Reversing Entry	447,431.00	650.00	
				-1,657,711.41
MHI0101	Health Infor Tech 19-5-1244	-2,953,775.64		
RCPT	Receipt	0.00	582,736.40	
RXFR	Transfer (Regular)	82,686.45	0.00	
SDIS	Distribution (Special Fund)	0.00	573,703.98	
SPEC	Special Reversing Entry	582,736.40	0.00	
				-3,444,793.17
MHR0100	AR Home Inspectors Reg	-460,606.29		
RCPT	Receipt	0.00	87,665.00	
RXFR	Transfer (Regular)	24,088.20	2.69	
WARR	Warrants	10,439.88	0.00	
				-513,745.90
MHS0100	Highway Safety Special-904 O	-572,891.87		
RCPT	Receipt	0.00	486,861.13	
RXFR	Transfer (Regular)	0.00	314,638.80	
WARR	Warrants	864,304.62	0.00	
				-510,087.18
MIF0000	WF Init Act 2015 19-5-1257	-41.27		

Fund Transaction by Type

Start Date:7/1/19 End Date:12/31/19

Fund	Fund Description	Beginning Balance		Ending Balance
Type	Type Description	Debits	Credits	
RXFR	Transfer (Regular)	0.00	3,947,798.02	
WARR	Warrants	3,438,936.09	0.00	
				-508,903.20
MIH0000	AR Industrial Hemp (0400)	-44,846.14		
RCPT	Receipt	0.00	18,350.00	
RXFR	Transfer (Regular)	3,217.14	0.00	
SDIS	Distribution (Special Fund)	0.00	18,065.56	
SPEC	Special Reversing Entry	18,350.00	0.00	
WARR	Warrants	2,670.44	0.00	
				-57,024.12
MJA0000	Crime Information System	-2,754,586.77		
GDIS	Distribution (General Fund)	0.00	1,984,351.98	
RXFR	Transfer (Regular)	4,776,752.60	404,136.80	
				-366,322.95
MJA0100	Crime Information System	-2,512,268.12		
COFF	Checks Charged Off	70.00	0.00	
RCPT	Receipt	0.00	2,012,273.11	
RXFR	Transfer (Regular)	1,982,802.25	2,195,634.34	
SDIS	Distribution (Special Fund)	0.00	1,561,549.12	
SPEC	Special Reversing Entry	1,586,204.20	70.00	
WARR	Warrants	1,473,166.84	0.00	
				-3,239,551.40
MJB0101	Justice Build Maint (615)	-363,696.18		
RXFR	Transfer (Regular)	0.00	19,837.92	
				-383,534.10
MJC0100	Mun Crt Judge Clerk Educ-Op	-4,798.88		
RXFR	Transfer (Regular)	0.00	23,749.98	
WARR	Warrants	13,385.49	0.00	
				-15,163.37
MJF0100	Judicial Fine Coll Enhance Op	-2,272,121.35		
RCPT	Receipt	0.00	2,664,379.92	
RXFR	Transfer (Regular)	1,677,709.61	1,006.10	
SDIS	Distribution (Special Fund)	0.00	1,455.92	
SPEC	Special Reversing Entry	1,502.50	0.00	
WARR	Warrants	1,312,263.68	0.00	
				-1,947,487.50
MJM0000	DHS-Juv Det Facility Oprs	-239,231.03		
RXFR	Transfer (Regular)	400,000.00	400,000.00	
				-239,231.03
MJM0100	DHS-Juv Det Facility Oprs	-4,119.45		
RXFR	Transfer (Regular)	0.00	31,167.00	
WARR	Warrants	31,167.00	0.00	
				-4,119.45
MJM0200	DHS-Juv Det Facility-Benton C	0.00		
RXFR	Transfer (Regular)	0.00	22,082.00	
WARR	Warrants	22,082.00	0.00	
				0.00
MJM0300	DHS-Juv Det Fac-Craighead C	0.00		
RXFR	Transfer (Regular)	0.00	31,167.00	
WARR	Warrants	31,167.00	0.00	
				0.00

Fund Transaction by Type

Start Date:7/1/19 End Date:12/31/19

Fund	Fund Description	Beginning Balance		Ending Balance
Type	Type Description	Debits	Credits	
MJM0400	DHS-Juv Det Fac-Crittenden C		0.00	
RXFR	Transfer (Regular)	0.00	31,167.00	
WARR	Warrants	31,167.00	0.00	0.00
MJM0500	DHS-Juv Det Fac-Faulkner Co		-3.00	
RXFR	Transfer (Regular)	0.00	20,783.00	
WARR	Warrants	20,783.00	0.00	-3.00
MJM0600	DHS-Juv Det Fac-Garland Co		0.00	
RXFR	Transfer (Regular)	0.00	28,574.00	
WARR	Warrants	28,574.00	0.00	0.00
MJM0700	DHS-Juv Det Fac-Independenc		0.00	
RXFR	Transfer (Regular)	0.00	31,167.00	
WARR	Warrants	31,167.00	0.00	0.00
MJM0800	DHS-Juv Det Fac-Jefferson Co		0.00	
RXFR	Transfer (Regular)	0.00	31,167.00	
WARR	Warrants	31,167.00	0.00	0.00
MJM0900	DHS-Juv Det Fac-Miller Co		0.00	
RXFR	Transfer (Regular)	0.00	31,167.00	
WARR	Warrants	31,167.00	0.00	0.00
MJM1000	DHS-Juv Det Fac-Miss Co		0.00	
RXFR	Transfer (Regular)	0.00	16,891.00	
WARR	Warrants	16,891.00	0.00	0.00
MJM1200	DHS-Juv Det Fac-Pulaski Co		0.00	
RXFR	Transfer (Regular)	0.00	31,167.00	
WARR	Warrants	31,167.00	0.00	0.00
MJM1300	DHS-Juv Det Fac-Sebastian Cr		0.00	
RXFR	Transfer (Regular)	0.00	31,167.00	
WARR	Warrants	31,167.00	0.00	0.00
MJM1500	DHS-Juv Det Fac-Washington		-59.96	
RXFR	Transfer (Regular)	0.00	31,167.00	
WARR	Warrants	31,167.00	0.00	-59.96
MJM1600	DHS-Juv Det Fac-Yell Co		0.00	
RXFR	Transfer (Regular)	0.00	31,167.00	
WARR	Warrants	31,167.00	0.00	0.00
MJU0000	Co Juror Reimburse Act 923/1		-401,859.72	
RXFR	Transfer (Regular)	0.00	201,874.98	
WARR	Warrants	487,420.00	0.00	-116,314.70
MLA0100	City-County Tourist Facilities		0.00	
LCRT	General Letter of Cert	0.00	443,954.00	

Fund Transaction by Type

Start Date:7/1/19 End Date:12/31/19

Fund	Fund Description	Beginning Balance		Ending Balance
Type	Type Description	Debits	Credits	
WARR	Warrants	443,954.00	0.00	0.00
MLC0000	County Aid Fund	-11,317,956.23		
4LHC	Four Lane Highway Constructio	0.00	22,041,253.75	
AXFR	Advance Transfer	0.00	1,163,896.74	
DXFR	Transfer (Deduction)	0.00	1,383,885.17	
GDIS	Distribution (General Fund)	0.00	10,146,348.00	
HDIS	Distribution (Highway Fund)	0.00	42,990,475.23	
HSDIS	Highway Severance Distribution	0.00	1,150,894.75	
RXFR	Transfer (Regular)	79,300,041.97	2,128,753.68	
WFDIS	Wholesale FuelTax Distribution	0.00	2,048,435.12	
				-15,071,856.70
MLC0100	County Aid Fund-Gen-(074)	-1,774,799.33		
RXFR	Transfer (Regular)	4,166,962.23	10,737,773.59	
WARR	Warrants	7,842,289.30	0.00	
				-503,321.39
MLC0200	County Aid Fund-Sp-(074)	-1,443,052.97		
CTAX	Claims & Taxes	366.89	0.00	
RXFR	Transfer (Regular)	132,505.36	78,263,842.66	
SDIS	Distribution (Special Fund)	0.00	2,884,169.78	
SPEC	Special Reversing Entry	3,070,221.36	93,781.95	
WARR	Warrants	77,920,415.79	0.00	
				-1,561,337.96
MLC0300	County Aid Military Land Sale	-293,700.71		
RADJ	Receipt Adjustment	39,920.64	0.00	
RCPT	Receipt	0.00	1,783,075.44	
WARR	Warrants	1,813,474.93	0.00	
				-223,380.58
MLC0400	Co Public Emp Blkt Bond Prgr	0.00		
RXFR	Transfer (Regular)	188,640.00	188,640.00	
				0.00
MLC0600	County Casino Revenue (0074)	-29,849.04		
RXFR	Transfer (Regular)	0.00	1,885,306.98	
WARR	Warrants	1,519,224.32	0.00	
				-395,931.70
MLM0000	Municipal Aid	-11,317,956.23		
4LHC	Four Lane Highway Constructio	0.00	22,041,253.73	
AXFR	Advance Transfer	0.00	581,948.34	
DXFR	Transfer (Deduction)	0.00	1,383,885.17	
GDIS	Distribution (General Fund)	0.00	14,920,948.74	
HDIS	Distribution (Highway Fund)	0.00	42,990,475.22	
HSDIS	Highway Severance Distribution	0.00	1,150,894.70	
RXFR	Transfer (Regular)	84,360,674.03	3,867,712.94	
WFDIS	Wholesale FuelTax Distribution	0.00	2,048,435.12	
				-15,942,836.16
MLM0100	Municipal Aid General Revenu	-2,377,791.29		
RXFR	Transfer (Regular)	1,203,321.33	15,126,914.91	
WARR	Warrants	15,558,924.40	0.00	
				-742,460.47
MLM0200	Municipal Aid Highway Reveni	-75,418.20		
CTAX	Claims & Taxes	620.77	265.27	

Fund Transaction by Type

Start Date:7/1/19

End Date:12/31/19

Fund	Fund Description	Beginning Balance		Ending Balance
Type	Type Description	Debits	Credits	
RCPT	Receipt	0.00	2,611.82	
RXFR	Transfer (Regular)	61,131.89	68,061,476.46	
SDIS	Distribution (Special Fund)	0.00	2,530.85	
SPEC	Special Reversing Entry	2,611.82	0.00	
WARR	Warrants	68,004,052.76	0.00	
				-73,885.36
MLM0300	Municipal Aid Escrow (0076)		0.00	
RXFR	Transfer (Regular)	0.00	1,245.81	
				-1,245.81
MLM0400	Mun Pub Emp Blkt Bond Prgm		0.00	
RXFR	Transfer (Regular)	308,250.00	308,250.00	
				0.00
MLM0600	Municipal Casino Revenue (00		-72,757.04	
RXFR	Transfer (Regular)	0.00	4,595,435.78	
WARR	Warrants	3,703,109.30	0.00	
				-965,083.52
MLS0100	Dept Labor & Lic Spec Boiler		-798,192.11	
COFF	Checks Charged Off	35.00	0.00	
RCPT	Receipt	0.00	396,613.24	
RXFR	Transfer (Regular)	288,834.08	40,720.00	
SDIS	Distribution (Special Fund)	0.00	390,431.27	
SPEC	Special Reversing Entry	396,613.24	35.00	
WARR	Warrants	113,227.96	0.00	
				-827,281.34
MLS0200	Dept Labor & Lic Elec Examin		-773,110.56	
COFF	Checks Charged Off	320.00	0.00	
RADJ	Receipt Adjustment	3,045.00	3,045.00	
RCPT	Receipt	0.00	211,281.00	
RXFR	Transfer (Regular)	188,430.87	0.00	
SDIS	Distribution (Special Fund)	0.00	207,449.89	
SPEC	Special Reversing Entry	214,081.00	3,365.00	
WARR	Warrants	75,257.40	0.00	
				-717,117.18
MLS0300	Dept Labor & Licensing Speci		-1,293,464.03	
RCPT	Receipt	0.00	268,159.01	
RXFR	Transfer (Regular)	170,000.00	475.00	
SDIS	Distribution (Special Fund)	0.00	186,364.86	
SPEC	Special Reversing Entry	189,299.00	0.00	
				-1,389,163.90
MMA0843	Disaster Asst PA ACA (0620)		-1,005,414.61	
RXFR	Transfer (Regular)	459.45	0.00	
WARR	Warrants	1,000,553.25	0.00	
				-4,401.91
MMA1618	DIS ASST 1618 PA ACA 19-5-11		-30,296.02	
RXFR	Transfer (Regular)	0.00	7,257.00	
WARR	Warrants	37,552.10	0.00	
				-0.92
MMA1802	Dis Asst 1802-PA-ACA 19-5-10		-192,481.05	
WARR	Warrants	28,266.70	0.00	
				-164,214.35
MMA1807	DIS ASST 1807-RA-ACA 19-5-1		-1,768,949.35	

Fund Transaction by Type

Start Date:7/1/19 End Date:12/31/19

Fund	Fund Description	Beginning Balance		Ending Balance
Type	Type Description	Debits	Credits	
RCPT	Receipt	0.00	2,664,953.88	
				-4,433,903.23
MMA1813	DIS ASST 1813 HZ ACA 19-5-1	-352,803.11		
RXFR	Transfer (Regular)	0.00	114,000.00	
WARR	Warrants	374,711.87	0.00	
				-92,091.24
MMA1816	DIS ASST 1816 HZ ACA 19-5-1	-23,544.25		
WARR	Warrants	10,419.25	0.00	
				-13,125.00
MMA1819	DIS ASST 1819-RA-ACA-19-5-1	-669,225.66		
WARR	Warrants	159,542.93	0.00	
				-509,682.73
MMA1821	DIS ASST 1821-HZ-ACA 19-5-1	-122,931.75		
WARR	Warrants	108,614.78	0.00	
				-14,316.97
MMA1901	DIS ASST E019-01 Haz Mitigati	-46,420.44		
WARR	Warrants	32,733.80	0.00	
				-13,686.64
MMA1903	DIS ASST EO19-03 HAZ MITIG.	-103,571.87		
WARR	Warrants	50,211.25	0.00	
				-53,360.62
MMA1906	DIS ASST EO19-06 RESP ASS'	-313,354.51		
RXFR	Transfer (Regular)	42,899.59	0.00	
WARR	Warrants	74,503.84	0.00	
				-195,951.08
MMA1909		0.00		
RXFR	Transfer (Regular)	0.00	10,000,000.00	
WARR	Warrants	10,000,000.00	0.00	
				0.00
MMA1911	Disaster Assist (0620)	0.00		
RXFR	Transfer (Regular)	0.00	1,642,288.76	
WARR	Warrants	93,676.84	0.00	
				-1,548,611.92
MMA1913	DIS ASST EO 19-13 HAZ MITIG	0.00		
RXFR	Transfer (Regular)	112,827.48	181,827.48	
WARR	Warrants	7,761.00	0.00	
				-61,239.00
MMA1916	DIS ASST EO-19-16 PUBLIC A'	0.00		
RXFR	Transfer (Regular)	0.00	46,714.28	
WARR	Warrants	46,714.28	0.00	
				0.00
MMA1917	DIS ASST EO 19-17 RESP ASS	0.00		
RXFR	Transfer (Regular)	0.00	100,000.00	
				-100,000.00
MMA9911	Disaster Assist (0620)	0.00		
RXFR	Transfer (Regular)	0.00	250,000.00	
WARR	Warrants	163,931.69	0.00	
				-86,068.31
MMD0100	AOC Trial Ct Adm (0023)	-1,445,268.20		
RXFR	Transfer (Regular)	3,549,518.94	3,880,517.52	

Fund Transaction by Type

Start Date:7/1/19 End Date:12/31/19

Fund	Fund Description	Beginning Balance		Ending Balance
Type	Type Description	Debits	Credits	
WARR	Warrants	351,082.63	0.00	
				-1,425,184.15
MMT0200	Massage Therapy (0645)	-220,418.83		
COFF	Checks Charged Off	160.00	0.00	
RADJ	Receipt Adjustment	10.00	10.00	
RCPT	Receipt	0.00	72,050.00	
RXFR	Transfer (Regular)	37,374.34	1.93	
SDIS	Distribution (Special Fund)	0.00	69,618.91	
SPEC	Special Reversing Entry	70,885.00	170.00	
				-253,840.33
MMV0000	Motor Vehicle Acquisition	-131,113.27		
GDIS	Distribution (General Fund)	0.00	1,583,430.96	
RXFR	Transfer (Regular)	1,422,233.64	0.00	
				-292,310.59
MMV0200	Motor Vehicle Acquisition M&F	-698,960.16		
RXFR	Transfer (Regular)	57,422.80	329,915.84	
				-971,453.20
MMV1B00	MVAR-105 SAU	-265.00		
RCPT	Receipt	0.00	35,450.00	
WARR	Warrants	35,450.00	0.00	
				-265.00
MMV1D00	MVAR-115 SAU Tech	-1,600.00		
RCPT	Receipt	0.00	63,581.00	
WARR	Warrants	20,685.00	0.00	
				-44,496.00
MMV1F00	MVAR-125 ASU Jonesboro	-64,067.36		
WARR	Warrants	25,136.00	0.00	
				-38,931.36
MMV1G00	MVAR-130 ATU	-3,400.00		
RCPT	Receipt	0.00	57,654.00	
WARR	Warrants	28,827.00	0.00	
				-32,227.00
MMV1H00	MVAR-135 UAF	-195,106.38		
RCPT	Receipt	0.00	312,697.33	
RXFR	Transfer (Regular)	0.00	17,133.67	
WARR	Warrants	364,414.00	0.00	
				-160,523.38
MMV1J00	MVAR-150 UAMS	-74,860.62		
RCPT	Receipt	0.00	46,244.00	
RXFR	Transfer (Regular)	0.00	4,365.38	
WARR	Warrants	110,782.00	0.00	
				-14,688.00
MMV1N00	MVAR-170 EACC	0.00		
RCPT	Receipt	0.00	27,717.00	
WARR	Warrants	27,717.00	0.00	
				0.00
MMV1P00	MVAR-180 MCCC	-27,614.00		
WARR	Warrants	27,614.00	0.00	
				0.00
MMV1R00	MVAR-190 PCCC	0.00		

Fund Transaction by Type

Start Date:7/1/19

End Date:12/31/19

Fund	Fund Description	Beginning Balance		Ending Balance
Type	Type Description	Debits	Credits	
RCPT	Receipt	0.00	17,945.00	
WARR	Warrants	17,725.00	0.00	
				-220.00
MMV1U00	MVAR-195 Westark CC	-33,893.00		
WARR	Warrants	33,893.00	0.00	
				0.00
MMV1V00	MVAR-198 NW CC	0.00		
RCPT	Receipt	0.00	17,725.00	
WARR	Warrants	17,725.00	0.00	
				0.00
MMV1W00	MVAR-128 ASU Mtn Hm	-20,896.00		
WARR	Warrants	20,896.00	0.00	
				0.00
MMV1Z00	ASU Newport (0620)	0.00		
RCPT	Receipt	0.00	69,343.00	
WARR	Warrants	69,343.00	0.00	
				0.00
MMV2E00	MV-Tobacco Ctl Brd	-26,622.09		
RXFR	Transfer (Regular)	0.00	83,735.00	
				-110,357.09
MMV4B00	Agri Dept (0620)	-175,690.82		
RXFR	Transfer (Regular)	230,244.00	236,286.00	
				-181,732.82
MMV4L00	MVAR DIS	-22,797.00		
RXFR	Transfer (Regular)	43,314.00	25,739.17	
				-5,222.17
MMV4M00	MVAR Correct	-73,408.80		
RXFR	Transfer (Regular)	404,874.00	462,239.00	
				-130,773.80
MMV4N00	MVAR Cmty Punishment	-234,712.58		
RXFR	Transfer (Regular)	207,932.00	20,902.00	
				-47,682.58
MMV4Q00	MVAR 0440 OIL & GAS COMM	0.00		
RXFR	Transfer (Regular)	56,046.00	56,046.00	
				0.00
MMV4R00	MVAR-0430-LIQ PETRO GAS E	0.00		
RXFR	Transfer (Regular)	0.00	61,308.00	
				-61,308.00
MMV5A00	MVAR Educ Gen	-25,727.00		
RXFR	Transfer (Regular)	25,727.00	0.00	
				0.00
MMV6B00	MVAR ABC	0.00		
RXFR	Transfer (Regular)	0.00	189,399.00	
				-189,399.00
MMV6C00	MVAR ABC Enf	-46,386.00		
RXFR	Transfer (Regular)	23,068.00	0.00	
				-23,318.00
MMV6E00	MVAR Rev	-208,452.57		
RXFR	Transfer (Regular)	0.00	22,916.95	
				-231,369.52

Fund Transaction by Type

Start Date:7/1/19 End Date:12/31/19

Fund	Fund Description	Beginning Balance			Ending Balance
Type	Type Description	Debits	Credits		
MMV6G00	MVAR Health	-83,864.44			
RXFR	Transfer (Regular)	27,071.00	92,785.00		
					-149,578.44
MMV6O00	MVAR Ozark TC	-20,122.00			
WARR	Warrants	20,122.00	0.00		
					0.00
MMV6P00	MVAR Petit Jean	-17,365.00			
RCPT	Receipt	0.00	15,400.00		
WARR	Warrants	32,765.00	0.00		
					0.00
MMV7B00	MVAR DHS	-164,995.84			
RXFR	Transfer (Regular)	49,064.00	7,784.63		
					-123,716.47
MMV8A00	MVAR Labor	0.00			
RXFR	Transfer (Regular)	40,720.00	43,491.80		
					-2,771.80
MMV9A00	MVAR Dept of Parks & Tourisn	-384,972.01			
RXFR	Transfer (Regular)	182,113.00	0.00		
					-202,859.01
MMV9E00	MVAR Crime Lab	0.00			
RXFR	Transfer (Regular)	20,122.00	20,122.00		
					0.00
MMV9F00	MVAR State Police	-1,156,881.67			
RXFR	Transfer (Regular)	1,372,876.49	1,422,233.64		
					-1,206,238.82
MMV9G00	MVAR Military	-16,697.00			
RXFR	Transfer (Regular)	66,440.00	66,440.00		
					-16,697.00
MMV9J00	MVAR 995 Off Of Emergency	0.00			
RXFR	Transfer (Regular)	34,946.00	75,911.00		
					-40,965.00
MMV9L00	MVAR-370 AR Punlic Emp Ret	0.00			
RXFR	Transfer (Regular)	24,389.00	24,389.00		
					0.00
MNA0100	Information Network of AR-Op	-1,933,699.85			
RCPT	Receipt	0.00	117,959.00		
					-2,051,658.85
MNU0000	Umilical Cord Blood 777/09	-141.80			
RXFR	Transfer (Regular)	0.00	121.00		
WARR	Warrants	254.80	0.00		
					-8.00
MPC0000	DFA Purchase Card Prog	-614,594.71			
RXFR	Transfer (Regular)	614,310.79	0.00		
WARR	Warrants	243.15	0.00		
					-40.77
MPC0001	Purchase/Travel Card	0.00			
RCPT	Receipt	0.00	989,419.20		
RXFR	Transfer (Regular)	64,511.25	614,310.79		
WARR	Warrants	418,414.88	0.00		
					-1,120,803.86

Fund Transaction by Type

Start Date:7/1/19 End Date:12/31/19

Fund	Fund Description	Beginning Balance		Ending Balance
Type	Type Description	Debits	Credits	
MPH0000	Property Sales Holding	-767,921.83		
RCPT	Receipt	0.00	336.87	
RXFR	Transfer (Regular)	767,921.83	0.00	
				-336.87
MPH0001	Property Sales Holdg	0.00		
COFF	Checks Charged Off	1,132.33	0.00	
RCPT	Receipt	0.00	1,554,284.43	
RXFR	Transfer (Regular)	1,441,303.55	834,663.06	
WARR	Warrants	9,076.32	0.00	
				-937,435.29
MPH0100	Property Sales Holding	-312,990.76		
RXFR	Transfer (Regular)	311,201.90	0.00	
WARR	Warrants	1,788.86	0.00	
				0.00
MPH0101	Property Sales Holdg	0.00		
RCPT	Receipt	0.00	39,771.16	
RXFR	Transfer (Regular)	338,037.55	607,737.46	
WARR	Warrants	78,014.28	0.00	
				-231,456.79
MPH0200	Property Sales Holding	-8,526.20		
RXFR	Transfer (Regular)	872,057.34	1,145,256.33	
WARR	Warrants	190,219.90	0.00	
				-91,505.29
MPL0645	Lead Based Paint Haz (0645)	-333,420.11		
RCPT	Receipt	0.00	4,200.00	
SDIS	Distribution (Special Fund)	0.00	4,134.88	
SPEC	Special Reversing Entry	4,200.00	0.00	
				-337,554.99
MPT0100	AR Parks & Trsm-Parks Div	-118,552.27		
RXFR	Transfer (Regular)	126,858.23	114,745.06	
WARR	Warrants	19,237.85	0.00	
				-87,201.25
MPT0200	AR Parks & Trsm-Outdoor Grn	-5,251,961.76		
RXFR	Transfer (Regular)	191,540.83	1,916,334.33	
SDIS	Distribution (Special Fund)	0.00	1,782,512.86	
SPEC	Special Reversing Entry	1,916,334.33	76,795.77	
WARR	Warrants	1,891,490.95	0.00	
				-5,028,238.61
MPW0000	AR Port&Waterway Dev Grant	-1,327,012.95		
RCPT	Receipt	0.00	1,419.60	
RXFR	Transfer (Regular)	0.00	490,354.15	
WARR	Warrants	767,334.00	0.00	
				-1,051,452.70
MQA0000	Quick Action Closing Act 510/	-92,833,925.00		
RCPT	Receipt	0.00	172,150.00	
WARR	Warrants	1,201,246.50	0.00	
				-91,804,828.50
MRD0000	RainyDay Act 1084/2017	-16,981,963.00		
GDIS	Distribution (General Fund)	0.00	8,380,295.74	
RXFR	Transfer (Regular)	250,315,072.10	243,342,473.10	
				-18,389,659.74

Fund Transaction by Type

Start Date:7/1/19 End Date:12/31/19

Fund	Fund Description	Beginning Balance		Ending Balance
Type	Type Description	Debits	Credits	
MRDPDOB	Priority/Debt Ob (0620)			
RXFR	Transfer (Regular)	17,334,120.05	54,669,598.00	
				-37,745,973.69
MRE0401	DFA Build Auth RE (615)			
WARR	Warrants	216,375.00	0.00	
				-860,276.88
MRF0101	Rural Fire Protection 19-5-1011			
RCPT	Receipt	0.00	184,059.83	
WARR	Warrants	225,124.35	0.00	
				-432,798.82
MRN0000	AR River Nav Sys			
RXFR	Transfer (Regular)	0.00	1,144,159.70	
WARR	Warrants	10,000.00	0.00	
				-1,134,159.70
MRP0100	DHS-MEDICAID REBATE REV(C			
RADJ	Receipt Adjustment	6,573,941.63	6,573,941.63	
RCPT	Receipt	0.00	148,936,394.16	
RXFR	Transfer (Regular)	148,936,394.16	0.00	
				0.00
MRR0000	Restricted Reserve Fund (0610			
RXFR	Transfer (Regular)	5,700,000.00	0.00	
				-42,274,039.00
MSB0000	Minority&Women Owned Buss			
RCPT	Receipt	0.00	200.00	
RXFR	Transfer (Regular)	0.00	10,618.04	
WARR	Warrants	10,893.04	0.00	
				-299,743.56
MSH0000	Safe Harbor Exploited Childre			
RCPT	Receipt	0.00	6,783.00	
				-68,234.55
MSR0100	St Military Sp Revl			
RXFR	Transfer (Regular)	24,393.11	0.00	
WARR	Warrants	2,208.10	0.00	
				-243,660.74
MTA0000	Miscellaneous Revolving			
RCPT	Receipt	0.00	667,349.79	
RXFR	Transfer (Regular)	667,349.79	0.00	
				0.00
MTA0201	Misc Revl-Widow/Depnd Chldr			
CTAX	Claims & Taxes	0.00	41,518.09	
RXFR	Transfer (Regular)	0.00	1,501,733.53	
WARR	Warrants	1,124,389.08	0.00	
				-529,709.34
MTA0300	DFA-Miscellaneous Revl-Reve			
CTAX	Claims & Taxes	257.29	72,640.54	
RXFR	Transfer (Regular)	923.00	0.00	
WARR	Warrants	53,811.44	0.00	
				-136,085.04
MTA0301	Sales/Use Tax Refunds (0630)			
RXFR	Transfer (Regular)	576,642.76	42,429,862.60	

Fund Transaction by Type

Start Date:7/1/19 End Date:12/31/19

Fund	Fund Description	Beginning Balance		Ending Balance
Type	Type Description	Debits	Credits	
WARR	Warrants	39,764,570.58	0.00	
				-10,147,961.14
MTA0302	Motor Fuel Tax Ref (0630)	-53,009.92		
RXFR	Transfer (Regular)	0.00	518,749.54	
WARR	Warrants	342,009.01	0.00	
				-229,750.45
MTA0303	Natl Gas Sev Tax Ref (0630)	-13,772.89		
RXFR	Transfer (Regular)	0.00	144,652.17	
WARR	Warrants	154,407.17	0.00	
				-4,017.89
MTA0304	Alcohol Tax Refunds (0630)	-16,526.48		
RXFR	Transfer (Regular)	0.00	19,321.15	
WARR	Warrants	34,253.92	0.00	
				-1,593.71
MTA0305	Soft Drink Tax Refunds (0630)	-9,015.93		
RXFR	Transfer (Regular)	0.00	24,359.23	
TELL	Teller	0.00	357.28	
WARR	Warrants	29,319.58	0.00	
				-4,412.86
MTA0306	Cigarette/Tobacco Tax Ref 063	-925.00		
RXFR	Transfer (Regular)	0.00	138,280.89	
WARR	Warrants	139,150.98	0.00	
				-54.91
MTA0307	Severance Tax Refunds (0630)	-5,413.02		
RXFR	Transfer (Regular)	32.46	45,765.67	
WARR	Warrants	30,605.24	0.00	
				-20,540.99
MTA0308	Amusement Tax Refunds (0630)	-122.50		
RXFR	Transfer (Regular)	0.00	1,427.36	
WARR	Warrants	1,452.36	0.00	
				-97.50
MTA0309	Vending Device Refunds (0630)	-4,073.00		
RXFR	Transfer (Regular)	0.00	3,244.50	
WARR	Warrants	7,226.00	0.00	
				-91.50
MTA0314	Rice Assessment Refund (0630)	0.00		
RXFR	Transfer (Regular)	0.00	5,619.97	
WARR	Warrants	5,619.97	0.00	
				0.00
MTA0315	Soybean Assessment Refund (0630)	-30.00		
RXFR	Transfer (Regular)	0.00	10,532.30	
WARR	Warrants	10,532.30	0.00	
				-30.00
MTA0318	Telephone Tariff (0630)	-45.66		
RXFR	Transfer (Regular)	0.00	2,016.99	
WARR	Warrants	1,982.81	0.00	
				-79.84
MTA0319	WasteTireFeeRefund (0630)	-22,791.60		
RXFR	Transfer (Regular)	392.35	7,619.92	
WARR	Warrants	28,582.71	0.00	

Fund Transaction by Type

Start Date:7/1/19 End Date:12/31/19

Fund	Fund Description	Beginning Balance		Ending Balance
Type	Type Description	Debits	Credits	
				-1,436.46
MTA0321	Bingo Tax/Fee Refunds	-120.00		
WARR	Warrants	20.00	0.00	
				-100.00
MTA0322	Misc Revol RET Tx/AdVal (063	-13,589.60		
RXFR	Transfer (Regular)	0.00	85,522.80	
WARR	Warrants	81,420.90	0.00	
				-17,691.50
MTA0325	Car Wash Refunds 19-5-1009	0.00		
RXFR	Transfer (Regular)	0.00	9.31	
				-9.31
MTA03DS	Misc Revolv DrvSvcs (0630)	-110,307.06		
RXFR	Transfer (Regular)	1,965.63	31,320.44	
WARR	Warrants	25,617.70	0.00	
				-114,044.17
MTA03MV	MiscRevolv MotorVeh (0630)	-1,120,997.65		
RXFR	Transfer (Regular)	39,510.04	1,305,305.11	
WARR	Warrants	1,130,141.18	0.00	
				-1,256,651.54
MTA0401	Misc Revl-Ins Dept-Pub Sch Cl	-424,919.20		
RCPT	Receipt	0.00	21.72	
WARR	Warrants	10,663.99	0.00	
				-414,276.93
MTA0402	Misc Revl-Ins Dept-Co Claims	-41,819.25		
RCPT	Receipt	0.00	53.87	
WARR	Warrants	1,994.44	0.00	
				-39,878.68
MTA0403	Misc Revl-Ins Dept-City Claims	-304,131.85		
RCPT	Receipt	0.00	293.74	
WARR	Warrants	4,900.83	0.00	
				-299,524.76
MTA0404	Misc Revl-Ins Dept-Overpayme	-3,221,522.28		
CTAX	Claims & Taxes	4,126.64	944,860.50	
SDIS	Distribution (Special Fund)	1,594.89	1,594.89	
SPEC	Special Reversing Entry	1,620.00	1,620.00	
WARR	Warrants	2,683,837.22	0.00	
				-1,478,418.92
MTA0630		0.00		
TELL	Teller	357.28	357.28	
				0.00
MTA2001	Misc Rev-Emrg Procl	-279,300.00		
RXFR	Transfer (Regular)	200,000.00	225,000.00	
WARR	Warrants	225,000.00	0.00	
				-79,300.00
MTA2100	Misc Revl-St Empl Blkt Bnd Pr	0.00		
RXFR	Transfer (Regular)	437,296.80	437,296.80	
				0.00
MTA6300	Misc Rev-Corp Fees & Tax Ref	-52,634.85		
CTAX	Claims & Taxes	11,427.58	208,122.90	
WARR	Warrants	206,020.43	0.00	

Fund Transaction by Type

Start Date:7/1/19 End Date:12/31/19

Fund	Fund Description	Beginning Balance		Ending Balance
Type	Type Description	Debits	Credits	
				-43,309.74
MTR0100	Building Trades Rev Family			
RXFR	Transfer (Regular)	329,613.03	0.00	
				0.00
MUI0000	Unemploy Ins Adm §19-5-1230			
RCPT	Receipt	0.00	2,500,000.00	
RXFR	Transfer (Regular)	5,300,000.00	0.00	
				-1,287,056.47
MUP0101	Unpaved Roads Prog			
RXFR	Transfer (Regular)	0.00	300,000.00	
				-300,000.00
MWA0100	Geology Map Resale Revolving			
RCPT	Receipt	0.00	2,778.76	
WARR	Warrants	817.53	0.00	
				-38,262.92
MWF0000	COUNTY ROAD CONST & MAI			
RXFR	Transfer (Regular)	43,175.02	43,175.02	
				0.00
MWH0200	ADEM Federal Surplus 1187/09			
RCPT	Receipt	0.00	598,195.97	
RXFR	Transfer (Regular)	376,243.81	0.00	
WARR	Warrants	493,945.04	0.00	
				-556,205.79
MWJ0101	DFA Build Auth Admin (615)			
RCPT	Receipt	0.00	7,512,497.20	
RXFR	Transfer (Regular)	1,929,000.50	1,683.70	
WARR	Warrants	5,405,453.66	0.00	
				-9,380,780.92
MWJ0201	Justice Bldg Oper (0615)			
RXFR	Transfer (Regular)	52,754.01	264,000.00	
WARR	Warrants	234,183.36	0.00	
				-29,823.64
MWJ0301	Critical Maintenance (615)			
RXFR	Transfer (Regular)	0.00	1,200,000.00	
WARR	Warrants	1,894,615.36	0.00	
				-7,970,699.84
MWS0000	Workforce Services § 19-5-123			
GDIS	Distribution (General Fund)	0.00	2,039,902.45	
RXFR	Transfer (Regular)	1,662,418.61	0.00	
				-377,483.84
MWW0000	Wastwater Licensing			
COFF	Checks Charged Off	400.00	0.00	
RCPT	Receipt	0.00	114,430.00	
RXFR	Transfer (Regular)	37,115.44	0.00	
WARR	Warrants	6,690.10	0.00	
				-567,162.00
NAB0000	DFA-ABC-Admin-Int Treas			
DXFR	Transfer (Deduction)	0.00	61.07	
RCPT	Receipt	0.00	50.00	
				-5,400.65

Fund Transaction by Type

Start Date:7/1/19 End Date:12/31/19

Fund	Fund Description	Beginning Balance		Ending Balance
Type	Type Description	Debits	Credits	
NAC0000	Admin Off Of Crts-Interest Tre	-108,999.72		
DXFR	Transfer (Deduction)	0.00	1,220.44	
RCPT	Receipt	0.00	21,525.00	
WARR	Warrants	37,577.87	0.00	
				-94,167.29
NAC0200	Adm Office of Courts Treas Int	-230,126.61		
DXFR	Transfer (Deduction)	0.00	2,689.70	
RCPT	Receipt	0.00	9,000.00	
WARR	Warrants	6,818.28	0.00	
				-234,998.03
NAC0300	AOC Court Mgmt Prog (0023)	-34,131.07		
DXFR	Transfer (Deduction)	0.00	370.17	
RCPT	Receipt	0.00	4,372.18	
WARR	Warrants	11,840.27	0.00	
				-27,033.15
NAC0500	Court Automation Project (002)	-10,608.02		
DXFR	Transfer (Deduction)	0.00	122.47	
				-10,730.49
NAC0600	Court Interpreters-Cash-Treas	-3,262.25		
DXFR	Transfer (Deduction)	0.00	55.33	
RCPT	Receipt	0.00	5,322.00	
WARR	Warrants	4,931.46	0.00	
				-3,708.12
NAC0700	AOC Statewide Software Licer	-9,648.25		
DXFR	Transfer (Deduction)	0.00	142.28	
RCPT	Receipt	0.00	15,782.77	
RXFR	Transfer (Regular)	12,909.05	0.00	
WARR	Warrants	5,447.00	0.00	
				-7,217.25
NAC0900	Additional Ct Security Grants	-1,480.39		
DXFR	Transfer (Deduction)	0.00	25.06	
RXFR	Transfer (Regular)	1,505.45	0.00	
				0.00
NAD0000	Agri Cash Operations (0400)	-179,980.28		
COFF	Checks Charged Off	960.00	0.00	
DXFR	Transfer (Deduction)	0.00	2,652.81	
RCPT	Receipt	0.00	34,516.57	
RXFR	Transfer (Regular)	6,500.00	1,000,000.00	
WARR	Warrants	40,863.07	0.00	
				-1,168,826.59
NAD0100	Agri Cash Oper-Fair Cons Gra	-4,192.77		
DXFR	Transfer (Deduction)	0.00	48.41	
				-4,241.18
NAG2015	Cash Fund for AG FY2015	-37.58		
DXFR	Transfer (Deduction)	0.00	0.43	
				-38.01
NAI0000	Architect/Landscape/Int Desig	-2,372,349.58		
DXFR	Transfer (Deduction)	0.00	28,182.04	
RCPT	Receipt	0.00	231,694.67	
RXFR	Transfer (Regular)	93,128.65	333.03	
WARR	Warrants	53,504.61	0.00	

Fund Transaction by Type

Start Date:7/1/19 End Date:12/31/19

Fund	Fund Description	Beginning Balance		Ending Balance
Type	Type Description	Debits	Credits	
				-2,485,926.06
NAR0000	Appraiser Lic & Cert Brd Treas	-1,057,751.37		
DXFR	Transfer (Deduction)	0.00	11,778.49	
RADJ	Receipt Adjustment	1,720.00	1,720.00	
RCPT	Receipt	0.00	116,988.70	
RXFR	Transfer (Regular)	127,100.18	87.62	
WARR	Warrants	71,186.19	0.00	
				-988,319.81
NAT0000	AR St Athletic Trng Brd (0208)	-185,205.78		
DXFR	Transfer (Deduction)	0.00	2,148.10	
RCPT	Receipt	0.00	7,982.88	
WARR	Warrants	7,165.70	0.00	
				-188,171.06
NBA0301	Cash in Treasury Asbestos	-2,827,485.96		
DXFR	Transfer (Deduction)	0.00	32,643.63	
				-2,860,129.59
NBE0000	Barber Examiners Bd 50/09	-198,137.23		
COFF	Checks Charged Off	75.00	0.00	
DXFR	Transfer (Deduction)	0.00	2,835.17	
RCPT	Receipt	0.00	221,195.00	
RXFR	Transfer (Regular)	108,220.04	0.00	
WARR	Warrants	32,612.66	0.00	
				-281,259.70
NBF0000	Burial Board (0215)	-5.27		
DXFR	Transfer (Deduction)	0.00	0.04	
RXFR	Transfer (Regular)	5.30	0.00	
				-0.01
NBP0000	Psychology Bd Operations Cl	-661,712.36		
DXFR	Transfer (Deduction)	0.00	7,557.51	
RCPT	Receipt	0.00	57,541.68	
RXFR	Transfer (Regular)	54,851.65	34.23	
WARR	Warrants	33,404.60	0.00	
				-638,589.53
NBS0100	Cemetery Operating Fund (042	-83,049.16		
DXFR	Transfer (Deduction)	0.00	874.21	
RCPT	Receipt	0.00	16,446.00	
RXFR	Transfer (Regular)	31,937.25	238.41	
WARR	Warrants	2,867.06	0.00	
				-65,803.47
NBS0200	Cemetery Insolvent Loan Func	-143,777.21		
DXFR	Transfer (Deduction)	0.00	1,660.75	
RCPT	Receipt	0.00	100.00	
				-145,537.96
NBS0300	Burial Operating Fund (0425)	-349,080.02		
DXFR	Transfer (Deduction)	0.00	3,778.12	
RCPT	Receipt	0.00	2,500.00	
RXFR	Transfer (Regular)	61,951.96	5.30	
WARR	Warrants	12,205.81	0.00	
				-281,205.67
NBS0400	Burial Guarantee Fund (0425)	-102,744.40		
DXFR	Transfer (Deduction)	0.00	1,186.19	

Fund Transaction by Type

Start Date:7/1/19 End Date:12/31/19

Fund	Fund Description	Beginning Balance		Ending Balance
Type	Type Description	Debits	Credits	
				-103,930.59
NBS0500	Embalming & Fun Dir Oper Fu	-185,681.06		
COFF	Checks Charged Off	85.00	0.00	
DXFR	Transfer (Deduction)	0.00	2,156.01	
RCPT	Receipt	0.00	78,365.00	
RXFR	Transfer (Regular)	2,505.27	23.42	
WARR	Warrants	10,821.45	0.00	
				-252,813.77
NCA0000	Assessment Coordination (048	-135,428.63		
DXFR	Transfer (Deduction)	0.00	1,598.48	
RCPT	Receipt	0.00	9,390.00	
				-146,417.11
NCB0000	Cemetery Bd-Interest Treas	-301.98		
DXFR	Transfer (Deduction)	0.00	2.71	
RXFR	Transfer (Regular)	238.41	0.00	
				-66.28
NCC0000	ACC Residents Services (0485	-2,190,721.32		
DXFR	Transfer (Deduction)	0.00	26,542.63	
RCPT	Receipt	0.00	549,598.39	
RXFR	Transfer (Regular)	20,902.00	0.00	
WARR	Warrants	212,716.79	0.00	
				-2,533,243.55
NCC1600	DCC Cash Administration	-18,550.26		
DXFR	Transfer (Deduction)	0.00	214.16	
				-18,764.42
NCD0001	ACIC-Sys Conf-Int Treas	-2,411.62		
DXFR	Transfer (Deduction)	0.00	27.50	
WARR	Warrants	750.00	0.00	
				-1,689.12
NCE0100	Career Ed-LESO (0590)	-382,425.64		
DXFR	Transfer (Deduction)	0.00	898.51	
RXFR	Transfer (Regular)	382,888.65	0.00	
WARR	Warrants	433.89	0.00	
				-1.61
NCE0101	Law Enforce Support	0.00		
DXFR	Transfer (Deduction)	0.00	3,761.77	
RCPT	Receipt	0.00	44,030.00	
RXFR	Transfer (Regular)	0.00	382,888.65	
WARR	Warrants	11,347.32	0.00	
				-419,333.10
NCE0400	Entergy Hope Grant (0590)	-0.95		
DXFR	Transfer (Deduction)	0.00	0.06	
RXFR	Transfer (Regular)	1.01	0.00	
				0.00
NCE0500	SREB Paymt for Advance Car	-9,454.89		
DXFR	Transfer (Deduction)	0.00	115.86	
RCPT	Receipt	0.00	1,250.00	
				-10,820.75
NCE0600	Grant The Ctr of Advance CTE	-9,502.19		
DXFR	Transfer (Deduction)	0.00	105.31	
RCPT	Receipt	0.00	5,004.07	

Fund Transaction by Type

Start Date:7/1/19 End Date:12/31/19

Fund	Fund Description	Beginning Balance		Ending Balance
Type	Type Description	Debits	Credits	
WARR	Warrants	5,842.57	0.00	
				-8,769.00
NCE0700	Camp Couchdale Rainy Day R	0.00		
RXFR	Transfer (Regular)	0.00	2,500,000.00	
				-2,500,000.00
NCG0300	Landslide Rsch (0420)	-38,855.26		
DXFR	Transfer (Deduction)	0.00	1,000.13	
RCPT	Receipt	0.00	110,000.00	
RXFR	Transfer (Regular)	32,102.11	0.00	
WARR	Warrants	14,299.25	0.00	
				-103,454.03
NCH0000	Chiropractic Exam Brd (0265)	-572,335.93		
COFF	Checks Charged Off	925.00	0.00	
DXFR	Transfer (Deduction)	0.00	6,522.49	
RCPT	Receipt	0.00	133,510.00	
RXFR	Transfer (Regular)	37,466.97	13.94	
WARR	Warrants	28,573.89	0.00	
				-645,416.50
NCR0000	Racing Comm Casino Holding	-65,294.77		
RXFR	Transfer (Regular)	0.00	4,124,109.00	
WARR	Warrants	3,323,303.18	0.00	
				-866,100.59
NCS0000	Supreme Court Cash (0032)	-66.00		
DXFR	Transfer (Deduction)	0.00	0.23	
RADJ	Receipt Adjustment	66.00	66.00	
RXFR	Transfer (Regular)	66.23	0.00	
				0.00
NDA0000	Alcohol/Drug Abuse (0204)	-26,216.51		
DXFR	Transfer (Deduction)	0.00	273.75	
RCPT	Receipt	0.00	22,460.00	
RXFR	Transfer (Regular)	1,356.39	0.00	
WARR	Warrants	8,358.92	0.00	
				-39,234.95
NDB0000	Dental Board-Cash in Treas	-2,271,870.68		
COFF	Checks Charged Off	75.00	0.00	
DXFR	Transfer (Deduction)	0.00	25,911.03	
RCPT	Receipt	0.00	186,227.40	
RXFR	Transfer (Regular)	69,847.57	373.25	
WARR	Warrants	77,608.71	0.00	
				-2,336,851.08
NDC0100	ADC Inmate Telephone	-3,587,892.50		
DXFR	Transfer (Deduction)	0.00	42,801.28	
RCPT	Receipt	0.00	776,022.02	
RXFR	Transfer (Regular)	0.00	7,157.28	
WARR	Warrants	689,305.88	0.00	
				-3,724,567.20
NDC0200	ADC Inmate Welfare	-8,067,424.98		
DXFR	Transfer (Deduction)	0.00	98,986.84	
RCPT	Receipt	0.00	6,383,440.11	
RXFR	Transfer (Regular)	709.57	13,516.16	
WARR	Warrants	5,756,352.39	0.00	

Fund Transaction by Type

Start Date:7/1/19 End Date:12/31/19

Fund	Fund Description	Beginning Balance		Ending Balance
Type	Type Description	Debits	Credits	
				-8,806,306.13
NDC0300	ADC Work Release	-8,783,378.75		
DXFR	Transfer (Deduction)	0.00	103,385.39	
RCPT	Receipt	0.00	1,761,843.39	
RXFR	Transfer (Regular)	419,176.00	606,122.50	
WARR	Warrants	1,844,815.35	0.00	
				-8,990,738.68
NDC0400	ADC Fire Station-Cash in Trea:	-24,960.13		
DXFR	Transfer (Deduction)	0.00	277.86	
RCPT	Receipt	0.00	18,856.58	
WARR	Warrants	3,708.15	0.00	
				-40,386.42
NDC0500	ADC Paws in Prison	-109,861.76		
DXFR	Transfer (Deduction)	0.00	1,272.44	
RXFR	Transfer (Regular)	0.00	11,967.04	
WARR	Warrants	12,347.31	0.00	
				-110,753.93
NDC0600	Medical Monetary Sanctions F	-1,637,309.17		
DXFR	Transfer (Deduction)	0.00	18,763.30	
WARR	Warrants	28,657.04	0.00	
				-1,627,415.43
NDD0001	Insurance-MM-Interest Treas	-57,545.80		
DXFR	Transfer (Deduction)	0.00	651.07	
WARR	Warrants	2,190.09	0.00	
				-56,006.78
NDD0002	Insurance-Travel-Interest Trea	-3,019.87		
DXFR	Transfer (Deduction)	0.00	47.96	
RCPT	Receipt	0.00	42,483.53	
RXFR	Transfer (Regular)	204.75	0.00	
WARR	Warrants	35,011.85	0.00	
				-10,334.76
NDD0003	INS-Criminal Background Che	-9,898.61		
DXFR	Transfer (Deduction)	0.00	113.48	
RADJ	Receipt Adjustment	0.00	528.00	
RCPT	Receipt	0.00	2,159.00	
WARR	Warrants	2,904.00	0.00	
				-9,795.09
NDE0900	RURAL SERV CONF CASH FD	-43,025.59		
DXFR	Transfer (Deduction)	0.00	540.11	
WARR	Warrants	281.48	0.00	
				-43,284.22
NDE0901	SMB CONFERENCE(0790)	-4,339.65		
DXFR	Transfer (Deduction)	0.00	39.10	
RCPT	Receipt	0.00	6,250.00	
RXFR	Transfer (Regular)	10,618.04	0.00	
				-10.71
NDE1000	Law Enf Cash	0.00		
DXFR	Transfer (Deduction)	0.00	271.78	
RCPT	Receipt	0.00	50,000.00	
				-50,271.78
NDL0000	Dietetics Lic. Brd Oper. Cash	-242,932.61		

Fund Transaction by Type

Start Date:7/1/19 End Date:12/31/19

Fund	Fund Description	Beginning Balance		Ending Balance
Type	Type Description	Debits	Credits	
COFF	Checks Charged Off	50.00	0.00	
DXFR	Transfer (Deduction)	0.00	2,835.29	
RADJ	Receipt Adjustment	100.00	100.00	
RCPT	Receipt	0.00	42,580.00	
RXFR	Transfer (Regular)	12,602.15	0.00	
SDIS	Distribution (Special Fund)	0.00	0.00	
SPEC	Special Reversing Entry	100.00	100.00	
WARR	Warrants	5,037.19	0.00	
				-270,658.56
NDP0001	DFA-Gov Conf Family-Int Trea:			-541.98
DXFR	Transfer (Deduction)	0.00	6.26	
				-548.24
NDP0002	DFA-Gas Pipeline-Int Treas			-750,627.87
DXFR	Transfer (Deduction)	0.00	8,666.08	
				-759,293.95
NDP0003	DFA-Drug Director-Int Treas			-180.25
DXFR	Transfer (Deduction)	0.00	2.09	
				-182.34
NDP0007	Albert Pike Area Disaster(0620			-5,824.38
DXFR	Transfer (Deduction)	0.00	67.26	
				-5,891.64
NDP0008	Trial Court Asst Fnd Supp 062			-92,137.23
DXFR	Transfer (Deduction)	0.00	1,063.74	
				-93,200.97
NDP0012	Asbestos Settlement (0620)			-2,759.01
DXFR	Transfer (Deduction)	0.00	31.86	
				-2,790.87
NDP0013	Disaster Donations			-32.90
DXFR	Transfer (Deduction)	0.00	0.39	
				-33.29
NDP0014	2014 GovernorTransOut (0620)			-21,165.07
DXFR	Transfer (Deduction)	0.00	244.34	
				-21,409.41
NDP0015	2014 Governor Trans In (0620)			-22,465.11
DXFR	Transfer (Deduction)	0.00	259.36	
				-22,724.47
NDP0016	DFA ARK MED MARIJUANA AI			-527,563.26
DXFR	Transfer (Deduction)	0.00	5,984.01	
WARR	Warrants	27,189.89	0.00	
				-506,357.38
NDR0100	Fish&WildlifeConservGrant 02			-35,618.57
DXFR	Transfer (Deduction)	0.00	2,726.95	
RCPT	Receipt	0.00	11,530.58	
RXFR	Transfer (Regular)	4,479.72	694,625.19	
WARR	Warrants	626.64	0.00	
				-739,394.93
NDR0101	AEDC -RURAL SERV CASH GF			-380,655.11
DXFR	Transfer (Deduction)	0.00	4,394.70	
				-385,049.81
NDS0100	Deaf School-Asbestos-Cash-T			-9.13

Fund Transaction by Type

Start Date:7/1/19

End Date:12/31/19

Fund	Fund Description	Beginning Balance		Ending Balance
Type	Type Description	Debits	Credits	
DXFR	Transfer (Deduction)	0.00	0.11	
				-9.24
NDW0001	Labor-Wage/Hour-Int Treas	-100,546.96		
RCPT	Receipt	0.00	90,206.93	
RXFR	Transfer (Regular)	645.00	0.00	
WARR	Warrants	57,344.13	0.00	
				-132,764.76
NDW0002	Labor-Seminar/Conf-Int Treas	-59,715.86		
DXFR	Transfer (Deduction)	0.00	757.33	
RCPT	Receipt	0.00	23,305.00	
WARR	Warrants	10,647.36	0.00	
				-73,130.83
NEC0000	Board Examiners In Counselin	-957,046.87		
COFF	Checks Charged Off	200.00	0.00	
DXFR	Transfer (Deduction)	0.00	10,747.64	
RCPT	Receipt	0.00	148,801.77	
RXFR	Transfer (Regular)	110,381.89	129.48	
WARR	Warrants	110,567.10	0.00	
				-895,576.77
NED0001	ADE-Ait	-87,873.92		
DXFR	Transfer (Deduction)	0.00	1,381.60	
RCPT	Receipt	0.00	56,833.31	
RXFR	Transfer (Regular)	0.00	199.81	
WARR	Warrants	55,922.71	0.00	
				-90,365.93
NED0004	ADE-Multiple-Int Treas	-841,788.55		
DXFR	Transfer (Deduction)	0.00	9,475.98	
RCPT	Receipt	0.00	15,250.00	
RXFR	Transfer (Regular)	0.00	68,317.60	
WARR	Warrants	151,253.85	0.00	
				-783,578.28
NED0006	ADE-Medicaid-Int Treas	-81,825.14		
DXFR	Transfer (Deduction)	0.00	12,023.19	
RCPT	Receipt	0.00	3,621,189.58	
RXFR	Transfer (Regular)	3,733,930.80	29,687.14	
				-10,794.25
NED0010	ADE Treas Cash For Conf Fee:	-678,965.59		
DXFR	Transfer (Deduction)	0.00	7,642.79	
RCPT	Receipt	0.00	214,474.22	
RXFR	Transfer (Regular)	0.00	1,549.74	
WARR	Warrants	134,680.19	0.00	
				-767,952.15
NED0012	AR Medicaid Admin Claims	-4,502,026.96		
DXFR	Transfer (Deduction)	0.00	31,686.79	
RCPT	Receipt	0.00	3,295.15	
RXFR	Transfer (Regular)	112,901.08	4,508,288.80	
WARR	Warrants	8,065,975.80	0.00	
				-866,420.82
NED0013	Pro Lic Standards Brd (0500)	-1,558,416.99		
DXFR	Transfer (Deduction)	0.00	17,967.49	
RADJ	Receipt Adjustment	15,450.00	15,450.00	

Fund Transaction by Type

Start Date:7/1/19 End Date:12/31/19

Fund	Fund Description	Beginning Balance		Ending Balance
Type	Type Description	Debits	Credits	
RCPT	Receipt	0.00	450,041.28	
RXFR	Transfer (Regular)	297,738.59	25,727.00	
WARR	Warrants	296,736.69	0.00	
				-1,457,677.48
NED0015	Opn Enrollmnt Chrter Sch (050	-133,103.65		
DXFR	Transfer (Deduction)	0.00	1,528.69	
RCPT	Receipt	0.00	203.07	
WARR	Warrants	3,174.73	0.00	
				-131,660.68
NED0016	LR Deseg Escrow Acct (0500)	-1,587,890.57		
DXFR	Transfer (Deduction)	0.00	18,304.27	
RCPT	Receipt	0.00	60,000.00	
RXFR	Transfer (Regular)	19,601.45	0.00	
				-1,646,593.39
NED0017	Succ Sch-Cash (0500)	0.00		
DXFR	Transfer (Deduction)	0.00	9,147.25	
RXFR	Transfer (Regular)	7,758.78	1,800,000.00	
WARR	Warrants	1,800,000.00	0.00	
				-1,388.47
NED0018	Computer Science (0500)	-83,806.95		
DXFR	Transfer (Deduction)	0.00	608.23	
RCPT	Receipt	0.00	850.00	
RXFR	Transfer (Regular)	721.58	0.00	
WARR	Warrants	61,692.97	0.00	
				-22,850.63
NEF0000	E&FD Board (0233)	-23.27		
DXFR	Transfer (Deduction)	0.00	0.19	
RXFR	Transfer (Regular)	23.42	0.00	
				-0.04
NEG0000	Prof Geologist-Interest Treas	0.00		
DXFR	Transfer (Deduction)	0.00	449.79	
RCPT	Receipt	0.00	6,600.00	
RXFR	Transfer (Regular)	19,598.89	59,655.89	
WARR	Warrants	8,185.51	0.00	
				-38,921.28
NEM0001	ADEM-Radiological Emrg-Int T	-129,538.47		
DXFR	Transfer (Deduction)	0.00	1,376.07	
RXFR	Transfer (Regular)	34,946.00	38,696.00	
WARR	Warrants	753.85	0.00	
				-133,910.69
NEM0002	ADEM-Oprs-Int Treas	-191,391.33		
DXFR	Transfer (Deduction)	0.00	2,196.55	
RCPT	Receipt	0.00	2,422.69	
WARR	Warrants	4,643.46	0.00	
				-191,367.11
NEM0005	Healthier Arkansas (0995)	-4.89		
DXFR	Transfer (Deduction)	0.00	0.06	
				-4.95
NEM0006	911 Rural Enhance-Cash in Tre	-821,608.70		
DXFR	Transfer (Deduction)	0.00	16,016.28	
RCPT	Receipt	0.00	1,501,931.54	

Fund Transaction by Type

Start Date:7/1/19 End Date:12/31/19

Fund	Fund Description	Beginning Balance		Ending Balance
Type	Type Description	Debits	Credits	
RXFR	Transfer (Regular)	17,437.73	0.00	
WARR	Warrants	838,697.59	0.00	
				-1,483,421.20
NEM0007	School Panic Button (0995)	-1,114.44		
DXFR	Transfer (Deduction)	0.00	12.86	
				-1,127.30
NEM0009	State Farm Earthquake (0995)	-69.82		
DXFR	Transfer (Deduction)	0.00	0.75	
WARR	Warrants	27.90	0.00	
				-42.67
NEM0010	ADEM AWIN Cash	0.00		
DXFR	Transfer (Deduction)	0.00	14.27	
RCPT	Receipt	0.00	114,532.05	
RXFR	Transfer (Regular)	112,552.05	0.00	
				-1,994.27
NEM0011	Public Safety Admin	0.00		
RXFR	Transfer (Regular)	0.00	14,000.00	
				-14,000.00
NEM0012	Levee Mitigation Cash (0995)	0.00		
DXFR	Transfer (Deduction)	0.00	39,234.74	
RCPT	Receipt	0.00	10,038,403.71	
				-10,077,638.45
NEQ0100	Energy Efficien Ark Prog Cash	-856,036.51		
DXFR	Transfer (Deduction)	0.00	9,756.90	
RCPT	Receipt	0.00	334,129.14	
RXFR	Transfer (Regular)	32,943.39	0.00	
WARR	Warrants	147,139.96	0.00	
				-1,019,839.20
NEQ0200	Clean Cities Coalition19-4-503	-96,115.73		
DXFR	Transfer (Deduction)	0.00	1,106.34	
WARR	Warrants	510.01	0.00	
				-96,712.06
NEQ0300	Gaseous Fuels Rebate Progra	-449,437.04		
DXFR	Transfer (Deduction)	0.00	5,188.80	
				-454,625.84
NEQ0400	Energy Perf Contact Program	-161,706.08		
DXFR	Transfer (Deduction)	0.00	1,866.92	
				-163,573.00
NES0000	PELS Treasury Pay	-1,050,618.25		
DXFR	Transfer (Deduction)	0.00	11,649.90	
RCPT	Receipt	0.00	425,685.00	
RXFR	Transfer (Regular)	180,291.14	124.31	
WARR	Warrants	81,379.44	0.00	
				-1,226,406.88
NET0001	ETV-Oprs-Interest Treas	-588,801.83		
DXFR	Transfer (Deduction)	0.00	6,083.90	
RCPT	Receipt	0.00	634,075.51	
RXFR	Transfer (Regular)	526,844.16	326,005.65	
WARR	Warrants	775,979.09	0.00	
				-252,143.64

Fund Transaction by Type

Start Date:7/1/19 End Date:12/31/19

Fund	Fund Description	Beginning Balance		Ending Balance
Type	Type Description	Debits	Credits	
NET0002	ETV-Cmty Serv Grnt A-Int Trea	-1,543,130.98		
DXFR	Transfer (Deduction)	0.00	18,062.94	
RCPT	Receipt	0.00	1,486,672.15	
RXFR	Transfer (Regular)	41,805.00	400,766.27	
WARR	Warrants	1,958,045.03	0.00	
				-1,448,782.31
NET0003	ETV-ADE Prof Dev (0516)	-405,423.60		
DXFR	Transfer (Deduction)	0.00	7,704.56	
RCPT	Receipt	0.00	231.31	
RXFR	Transfer (Regular)	891,550.34	1,517,837.80	
WARR	Warrants	547,295.24	0.00	
				-492,351.69
NFA0003	DFA-Training-Int Treas	-510,486.53		
DXFR	Transfer (Deduction)	0.00	1,229.08	
RCPT	Receipt	0.00	6,175.00	
RXFR	Transfer (Regular)	517,597.17	0.00	
WARR	Warrants	280.13	0.00	
				-13.31
NFA0004	DFA-EBD-Cash Fund	-39,563.24		
DXFR	Transfer (Deduction)	0.00	130.95	
RXFR	Transfer (Regular)	39,693.96	0.00	
				-0.23
NFA0007	DFA-Vendor Fees-Int Treas	-433,452.29		
DXFR	Transfer (Deduction)	0.00	1,019.15	
RXFR	Transfer (Regular)	434,469.61	0.00	
				-1.83
NFA0009	DFA-Boards & Comm. Semina	-6,236.57		
DXFR	Transfer (Deduction)	0.00	14.68	
RXFR	Transfer (Regular)	6,251.22	0.00	
				-0.03
NFA0010	DFA OSP Rebates	-1,781,359.70		
DXFR	Transfer (Deduction)	0.00	4,216.36	
RCPT	Receipt	0.00	243.15	
RXFR	Transfer (Regular)	1,782,441.76	0.00	
WARR	Warrants	2,876.89	0.00	
				-500.56
NFA0011	DFA EBD CMS	-19,751.41		
DXFR	Transfer (Deduction)	0.00	86.10	
RXFR	Transfer (Regular)	19,837.36	0.00	
				-0.15
NFA0012	IRC Treas Cash Conf Fee (061)	-26,081.81		
DXFR	Transfer (Deduction)	0.00	340.14	
RCPT	Receipt	0.00	13,824.00	
WARR	Warrants	9,744.36	0.00	
				-30,501.59
NFA0013	ODP-DHS Ext Proc Consult Tr:	-1,457.17		
DXFR	Transfer (Deduction)	0.00	15.54	
RXFR	Transfer (Regular)	1,469.23	0.00	
				-3.48
NFA0014	DFA Epayables Rebates (0610)	-126,680.03		
DXFR	Transfer (Deduction)	0.00	1,512.66	

Fund Transaction by Type

Start Date:7/1/19 End Date:12/31/19

Fund	Fund Description	Beginning Balance		Ending Balance
Type	Type Description	Debits	Credits	
RCPT	Receipt	0.00	33,768.14	
				-161,960.83
NFA0103	T/SS OPM Training		0.00	
DXFR	Transfer (Deduction)	0.00	4,763.44	
RCPT	Receipt	0.00	15,375.00	
RXFR	Transfer (Regular)	0.00	517,597.17	
WARR	Warrants	41,365.78	0.00	
				-496,369.83
NFA0104	T/SS EBD Misc Cash		0.00	
DXFR	Transfer (Deduction)	0.00	2,985.23	
RCPT	Receipt	0.00	475,000.00	
RXFR	Transfer (Regular)	222,449.30	39,693.96	
WARR	Warrants	30,240.00	0.00	
				-264,989.89
NFA0107	T/SS OSP Vendor Fees		0.00	
DXFR	Transfer (Deduction)	0.00	4,008.16	
RCPT	Receipt	0.00	5,719.50	
RXFR	Transfer (Regular)	0.00	434,469.61	
WARR	Warrants	475.75	0.00	
				-443,721.52
NFA0109	T/SS OPM Bd/Comm Sem		0.00	
DXFR	Transfer (Deduction)	0.00	57.33	
RXFR	Transfer (Regular)	0.00	6,251.22	
				-6,308.55
NFA0110	T/SS OSP Rebates		0.00	
DXFR	Transfer (Deduction)	0.00	17,219.11	
RCPT	Receipt	0.00	159,808.35	
RXFR	Transfer (Regular)	0.00	1,782,441.76	
WARR	Warrants	172.00	0.00	
				-1,959,297.22
NFA0111	DFA EBD CMS (9914)		0.00	
DXFR	Transfer (Deduction)	0.00	2,690.77	
RCPT	Receipt	0.00	475,000.00	
RXFR	Transfer (Regular)	247,941.76	19,837.36	
WARR	Warrants	30,240.00	0.00	
				-219,346.37
NFC0100	Agri Dept AFC (0400)		-132.50	
DXFR	Transfer (Deduction)	0.00	1.53	
				-134.03
NGC0000	Geology Comm-Interest Treas		-1,170.81	
DXFR	Transfer (Deduction)	0.00	13.51	
				-1,184.32
NGC0100	AGS Private Grants Cash/Trea		-3,593.31	
DXFR	Transfer (Deduction)	0.00	40.59	
WARR	Warrants	1,906.23	0.00	
				-1,727.67
NGC0200	Registral Prof Geologist-CIT		-58,311.17	
DXFR	Transfer (Deduction)	0.00	128.68	
RCPT	Receipt	0.00	1,220.00	
RXFR	Transfer (Regular)	59,655.89	0.00	
				-3.96

Fund Transaction by Type

Start Date:7/1/19 End Date:12/31/19

Fund	Fund Description	Beginning Balance		Ending Balance
Type	Type Description	Debits	Credits	
NGM0000	Governor's Mansion 609/09 S	-242,841.24		
DXFR	Transfer (Deduction)	0.00	2,909.56	
RCPT	Receipt	0.00	168,914.80	
WARR	Warrants	149,904.10	0.00	
				-264,761.50
NHD0000	Hearing Instrument Disp	0.00		
DXFR	Transfer (Deduction)	0.00	49.00	
RCPT	Receipt	0.00	82,009.05	
RXFR	Transfer (Regular)	812.24	11,451.61	
				-92,697.42
NHE0000	SBHE-Interest-Treas (0700)	-26,098.42		
DXFR	Transfer (Deduction)	0.00	301.31	
				-26,399.73
NHE0100	College Goal Sunday (0700)	-527.74		
DXFR	Transfer (Deduction)	0.00	6.09	
				-533.83
NHE0200	Achieving the Dream (0700)	-1,078.87		
DXFR	Transfer (Deduction)	0.00	12.45	
				-1,091.32
NHE0300	Policy Sol-Adult Learners(0700)	-2,322.62		
DXFR	Transfer (Deduction)	0.00	26.81	
				-2,349.43
NHE0400	MahlonMartin Scholarship(0700)	-89,469.80		
DXFR	Transfer (Deduction)	0.00	1,032.94	
				-90,502.74
NHE0500	Statewide Conf-Higher Ed (0700)	-13,189.84		
DXFR	Transfer (Deduction)	0.00	156.86	
RCPT	Receipt	0.00	3,200.00	
WARR	Warrants	7,058.56	0.00	
				-9,488.14
NHE0600	ADHE College Access Challen	-303,422.12		
DXFR	Transfer (Deduction)	0.00	3,503.05	
				-306,925.17
NHE0700	Complete College America (0700)	-107.15		
DXFR	Transfer (Deduction)	0.00	1.23	
				-108.38
NHE0800	ADHE Student Info System (0700)	-150,513.91		
DXFR	Transfer (Deduction)	0.00	1,685.65	
WARR	Warrants	32,093.19	0.00	
				-120,106.37
NHE0900	Career Coachees Prog-Tanf	-521.02		
DXFR	Transfer (Deduction)	0.00	6.00	
				-527.02
NHS0102	DHS-Vol-Citizens Part-Int Trea	-8,857.67		
DXFR	Transfer (Deduction)	0.00	102.26	
				-8,959.93
NHS0103	DHS-Residents Benefits-Int Tr	-37,797.68		
DXFR	Transfer (Deduction)	0.00	447.35	
RCPT	Receipt	0.00	4,686.19	
RXFR	Transfer (Regular)	0.00	6.00	

Fund Transaction by Type

Start Date:7/1/19 End Date:12/31/19

Fund	Fund Description	Beginning Balance		Ending Balance
Type	Type Description	Debits	Credits	
WARR	Warrants	1,223.45	0.00	-41,713.77
NHS0110	DHS-DCCEC-Int Treas	-30,669.33		
DXFR	Transfer (Deduction)	0.00	361.23	
RADJ	Receipt Adjustment	2,463.32	2,463.32	
RCPT	Receipt	0.00	3,227.02	
WARR	Warrants	161.37	0.00	-34,096.21
NHS0201	DCO-Commodity Distr-Int Trea	-108,574.86		
DXFR	Transfer (Deduction)	0.00	596.65	
RXFR	Transfer (Regular)	109,171.51	0.00	0.00
NHS0202	DCCECE Comm Dist	0.00		
DXFR	Transfer (Deduction)	0.00	648.91	
RXFR	Transfer (Regular)	0.00	109,171.51	
WARR	Warrants	3,455.50	0.00	-106,364.92
NHS0401	Ash-Patients Benefits-Int Trea	-18,099.30		
DXFR	Transfer (Deduction)	0.00	217.86	
RCPT	Receipt	0.00	3,329.05	-21,646.21
NHS0701	DO-At Risk Youth Grant (0710)	-433.88		
DXFR	Transfer (Deduction)	0.00	4.99	-438.87
NLC0000	Contractor's Lic Brd (0224)	-1,774,935.32		
COFF	Checks Charged Off	425.00	0.00	
DXFR	Transfer (Deduction)	0.00	19,527.69	
RADJ	Receipt Adjustment	146.00	146.00	
RCPT	Receipt	0.00	670,768.94	
RXFR	Transfer (Regular)	464,633.78	501.11	
WARR	Warrants	291,029.79	0.00	-1,709,644.49
NLC0100	ContracDep lieu of PerfBd 022	-270,000.00		
WARR	Warrants	10,000.00	0.00	-260,000.00
NLT0000	Special Training - Cash (0950)	0.00		
DXFR	Transfer (Deduction)	0.00	255.05	
RCPT	Receipt	0.00	169,760.95	
WARR	Warrants	7,033.79	0.00	-162,982.21
NMD0001	Military-Oprs-Int Treas	-858,879.76		
DXFR	Transfer (Deduction)	0.00	9,969.77	
RCPT	Receipt	0.00	54,125.00	
RXFR	Transfer (Regular)	0.00	72.28	
WARR	Warrants	37,100.77	0.00	-885,946.04
NMD0002	Military-Counterdrug-Int Treas	-80,516.41		
DXFR	Transfer (Deduction)	0.00	910.57	
WARR	Warrants	4,221.05	0.00	-77,205.93
NMD0008	MIL TIMBER ACCOUNT	-119,646.84		

Fund Transaction by Type

Start Date:7/1/19 End Date:12/31/19

Fund	Fund Description	Beginning Balance		Ending Balance
Type	Type Description	Debits	Credits	
DXFR	Transfer (Deduction)	0.00	2,097.48	
RCPT	Receipt	0.00	134,629.14	
RXFR	Transfer (Regular)	8,594.78	0.00	
WARR	Warrants	5,281.44	0.00	
				-242,497.24
NMD0011	Camp Robinson PublicUse (09)	-56,738.19		
DXFR	Transfer (Deduction)	0.00	641.23	
RXFR	Transfer (Regular)	1,571.20	0.00	
WARR	Warrants	4,890.37	0.00	
				-50,917.85
NMD0012	Camp Robinson Trafc Crt (097)	-11,120.49		
DXFR	Transfer (Deduction)	0.00	139.37	
RCPT	Receipt	0.00	2,035.00	
				-13,294.86
NMH0000	Minority Hlth Cash/Treasury(0:	-42,469.10		
DXFR	Transfer (Deduction)	0.00	573.74	
RCPT	Receipt	0.00	9,997.54	
RXFR	Transfer (Regular)	0.00	135.44	
				-53,175.82
NMI0000	OMIG-CASH (0035)	-1,605.52		
DXFR	Transfer (Deduction)	0.00	32.68	
RCPT	Receipt	0.00	20.00	
RXFR	Transfer (Regular)	96,085.71	111,327.98	
WARR	Warrants	12,340.17	0.00	
				-4,560.30
NMK0000	MLK-Treasury Cash (0318)	-2,260.26		
DXFR	Transfer (Deduction)	0.00	27.26	
RXFR	Transfer (Regular)	0.00	386.52	
				-2,674.04
NMV0000	MV Special Plates State (0630)	-123,489.22		
RXFR	Transfer (Regular)	0.00	679,951.18	
WARR	Warrants	714,934.56	0.00	
				-88,505.84
NMV0001	MVSpecial PlatesNonState (06)	-125,549.26		
RXFR	Transfer (Regular)	50.00	668,978.45	
WARR	Warrants	682,114.48	0.00	
				-112,363.23
NMV0002	IRP Refunds (0630)	-4,023,477.05		
DXFR	Transfer (Deduction)	0.00	69,077.82	
RXFR	Transfer (Regular)	24,146,760.09	25,984,145.70	
WARR	Warrants	11,419.99	0.00	
				-5,918,520.49
NMV0004	Prepaid Wireless Col	-433,978.62		
DXFR	Transfer (Deduction)	0.00	5,654.68	
RXFR	Transfer (Regular)	748.55	1,891,724.77	
WARR	Warrants	2,321,697.55	0.00	
				-8,911.97
NMV0005	DFA REV-Asbestos-Cash in Tr	-4,323.27		
DXFR	Transfer (Deduction)	0.00	49.91	
				-4,373.18
NNB0000	ASNB Nurse Ed Workshop	-655.93		

Fund Transaction by Type

Start Date:7/1/19 End Date:12/31/19

Fund	Fund Description	Beginning Balance	Ending Balance
Type	Type Description	Debits	Credits
DXFR	Transfer (Deduction)	0.00	7.78
			-663.71
NNB0100	Bkgrnd Ck-Cash in Treasury02	-45,732.79	
DXFR	Transfer (Deduction)	0.00	145.24
WARR	Warrants	41,832.50	0.00
			-4,045.53
NNB0200	Nursing Scholar Loan 9/09	-107,807.90	
DXFR	Transfer (Deduction)	0.00	1,201.01
WARR	Warrants	22,800.00	0.00
			-86,208.91
NNH0110	DAH-DCC Interest (0865)	-104,625.45	
DXFR	Transfer (Deduction)	0.00	1,057.64
RCPT	Receipt	0.00	1,200.00
WARR	Warrants	38,403.91	0.00
			-68,479.18
NNH0130	Buffalo Watershed Easement	0.00	
DXFR	Transfer (Deduction)	0.00	6,495.53
RCPT	Receipt	0.00	1,000,000.00
RXFR	Transfer (Regular)	0.00	5,200,000.00
WARR	Warrants	6,200,000.00	0.00
			-6,495.53
NNH0201	DAH AAC Treasury Cash	-193,103.97	
DXFR	Transfer (Deduction)	0.00	1,912.91
RCPT	Receipt	0.00	9,876.76
WARR	Warrants	135,472.74	0.00
			-69,420.90
NNH0202	SallyWilliams Artist Fd (0870)	-5,678.87	
DXFR	Transfer (Deduction)	0.00	97.62
RCPT	Receipt	0.00	10,000.00
WARR	Warrants	5,481.00	0.00
			-10,295.49
NNH0310	DAH-Old St Hs (0865)	-200,120.91	
DXFR	Transfer (Deduction)	0.00	2,327.13
RCPT	Receipt	0.00	3,300.00
			-205,748.04
NNH0320	Ark Cmtve-Trapnall H (0865)	-71,624.58	
DXFR	Transfer (Deduction)	0.00	833.98
RCPT	Receipt	0.00	12,850.00
WARR	Warrants	9,925.71	0.00
			-75,382.85
NNH0340	Ark Cmtve-Gift Shop (0865)	-757.60	
DXFR	Transfer (Deduction)	0.00	10.97
RCPT	Receipt	0.00	2,000.00
WARR	Warrants	2,494.10	0.00
			-274.47
NNH0430	DAH-Main Street (0865)	-13,448.07	
DXFR	Transfer (Deduction)	0.00	155.29
RCPT	Receipt	0.00	50.00
			-13,653.36
NNH0440	DAH-AHPP Cash/Treas (0865)	-349,497.53	
DXFR	Transfer (Deduction)	0.00	3,959.52

Fund Transaction by Type

Start Date:7/1/19 End Date:12/31/19

Fund	Fund Description	Beginning Balance		Ending Balance
Type	Type Description	Debits	Credits	
RCPT	Receipt	0.00	19,094.62	
WARR	Warrants	26,250.00	0.00	
				-346,301.67
NNH0450	DAH-HPP Wolf House (0865)		0.00	
DXFR	Transfer (Deduction)	0.00	1.02	
RCPT	Receipt	0.00	500.00	
				-501.02
NNH0510	Ntl Hrtg-Stewardship (0865)		-789,008.92	
DXFR	Transfer (Deduction)	0.00	10,500.19	
RCPT	Receipt	0.00	307,974.83	
WARR	Warrants	393,881.70	0.00	
				-713,602.24
NNH0530	Ntl Hrtg-Oprs (0865)		-58,692.73	
DXFR	Transfer (Deduction)	0.00	677.86	
RCPT	Receipt	0.00	7,894.94	
				-67,265.53
NNH0610	ATR-Oprs (0865)		-3,445.31	
DXFR	Transfer (Deduction)	0.00	67.06	
RCPT	Receipt	0.00	12,987.63	
RXFR	Transfer (Regular)	6,500.11	0.00	
				-9,999.89
NNH0630	ATR-Oprs (0865)		-1,609.59	
DXFR	Transfer (Deduction)	0.00	36.59	
RCPT	Receipt	0.00	21,737.95	
RXFR	Transfer (Regular)	0.00	6,500.00	
WARR	Warrants	25,253.79	0.00	
				-4,630.34
NNH0710	DAH-St Archives Cash (0865)		-33,672.25	
DXFR	Transfer (Deduction)	0.00	418.07	
RCPT	Receipt	0.00	11,020.25	
WARR	Warrants	893.92	0.00	
				-44,216.65
NNH0910	DAH Mos Tmplr Cash (0865)		-33,068.03	
DXFR	Transfer (Deduction)	0.00	452.62	
RCPT	Receipt	0.00	27,123.31	
WARR	Warrants	22,597.19	0.00	
				-38,046.77
NPB0000	Pharmacy Ckg-Int Treas		-2,229,807.10	
COFF	Checks Charged Off	556.25	0.00	
DXFR	Transfer (Deduction)	0.00	23,659.34	
RCPT	Receipt	0.00	1,542,588.05	
RXFR	Transfer (Regular)	593,390.00	44.40	
WARR	Warrants	319,691.76	0.00	
				-2,882,460.88
NPB0100	Pharmacy Student 772/09		-2,967.39	
DXFR	Transfer (Deduction)	0.00	34.25	
				-3,001.64
NPB0200	Loans/Scholarships (0283)		-678.74	
DXFR	Transfer (Deduction)	0.00	7.58	
				-686.32
NPC0200	ADHE PVC Cash (0700)		-13,751.42	

Fund Transaction by Type

Start Date:7/1/19 End Date:12/31/19

Fund	Fund Description	Beginning Balance	Ending Balance
Type	Type Description	Debits	Credits
DXFR	Transfer (Deduction)	0.00	158.77
			-13,910.19
NPM0000	Podiatry Medicine Board-Cash	-220,942.86	
DXFR	Transfer (Deduction)	0.00	2,558.52
RCPT	Receipt	0.00	2,000.00
WARR	Warrants	450.78	0.00
			-225,050.60
NPS0000	Brd Prof Soil Classifiers Cash	-13,394.02	
DXFR	Transfer (Deduction)	0.00	160.06
RCPT	Receipt	0.00	740.00
			-14,294.08
NPT0101	PT-Tourism Oprs-Int Treas	-13,813.06	
DXFR	Transfer (Deduction)	0.00	103.98
RXFR	Transfer (Regular)	154.64	0.00
WARR	Warrants	8,545.87	0.00
			-5,216.53
NPT0104	PT-Sweep-Int Treas	-7,759,084.43	
DXFR	Transfer (Deduction)	0.00	97,239.78
RADJ	Receipt Adjustment	2,448.05	2,448.05
RCPT	Receipt	0.00	15,544,831.52
RXFR	Transfer (Regular)	7,042,100.50	604,687.40
WARR	Warrants	7,621,393.29	0.00
			-9,342,349.34
NPT0204	War Memorial Cash (0900)	-377,333.73	
DXFR	Transfer (Deduction)	0.00	4,394.02
RADJ	Receipt Adjustment	6,284.22	6,284.22
RCPT	Receipt	0.00	1,257,594.42
RXFR	Transfer (Regular)	72,979.06	1,344.63
WARR	Warrants	1,263,046.59	0.00
			-304,641.15
NRC0000	RACING LIC APPL (0631)	-826,283.02	
DXFR	Transfer (Deduction)	0.00	8,770.06
RCPT	Receipt	0.00	32,140.00
RXFR	Transfer (Regular)	35,173.22	5,000.00
WARR	Warrants	102,288.60	0.00
			-734,731.26
NRE0001	Real Estate-Int Treas	-1,138,099.58	
COFF	Checks Charged Off	220.00	0.00
DXFR	Transfer (Deduction)	0.00	14,167.15
RCPT	Receipt	0.00	949,935.46
RXFR	Transfer (Regular)	377,843.68	110.49
WARR	Warrants	273,893.00	0.00
			-1,450,356.00
NRE0002	Real Estate-Ckg-Int Treas	-682,696.68	
COFF	Checks Charged Off	50.00	0.00
DXFR	Transfer (Deduction)	0.00	7,911.50
RCPT	Receipt	0.00	17,344.36
WARR	Warrants	12,608.15	0.00
			-695,294.39
NRF0000	Bd Reg Foresters Op (0239)	-99,730.45	
DXFR	Transfer (Deduction)	0.00	1,131.64

Fund Transaction by Type

Start Date:7/1/19 End Date:12/31/19

Fund	Fund Description	Beginning Balance		Ending Balance
Type	Type Description	Debits	Credits	
RCPT	Receipt	0.00	9,115.37	
RXFR	Transfer (Regular)	4,513.36	0.00	
WARR	Warrants	2,163.81	0.00	
				-103,300.29
NRS0001	Rehab-Tech Eqpt-Int Treas	-848,205.59		
DXFR	Transfer (Deduction)	0.00	10,334.54	
RCPT	Receipt	0.00	150,690.75	
				-1,009,230.88
NRS0002	Rehab-HSRC Oprs-Int Treas	-23,381.32		
DXFR	Transfer (Deduction)	0.00	336.49	
RXFR	Transfer (Regular)	0.00	513,633.00	
WARR	Warrants	23,439.28	0.00	
				-513,911.53
NSA0000	Brd Examiners Speech-Lang 0	-1,747,528.20		
COFF	Checks Charged Off	180.00	0.00	
DXFR	Transfer (Deduction)	0.00	20,801.68	
RCPT	Receipt	0.00	116,543.38	
RXFR	Transfer (Regular)	35,220.68	25.96	
WARR	Warrants	19,104.24	0.00	
				-1,830,394.30
NSC0001	Spinal Cord-Take Cntrl-Interes	-118,460.85		
DXFR	Transfer (Deduction)	0.00	1,365.97	
RCPT	Receipt	0.00	50.00	
WARR	Warrants	584.30	0.00	
				-119,292.52
NSF0000	Three Rivers Study - CIT	-40,895.18		
DXFR	Transfer (Deduction)	0.00	1,022.93	
RCPT	Receipt	0.00	227,416.12	
				-269,334.23
NSL0200	State Library Gates Grant	-13,551.87		
DXFR	Transfer (Deduction)	0.00	224.75	
RCPT	Receipt	0.00	40,000.00	
				-53,776.62
NSP0300	Troop K Cont-Cash (0960)	-66.03		
DXFR	Transfer (Deduction)	0.00	0.75	
				-66.78
NSP0400	CHCL Cash Fund (0960)	-93.83		
DXFR	Transfer (Deduction)	0.00	1.09	
				-94.92
NSP0600	ADFA BOND LOAN FOR CONS	-173,753.63		
DXFR	Transfer (Deduction)	0.00	1,899.15	
RCPT	Receipt	0.00	0.82	
RXFR	Transfer (Regular)	0.00	204.61	
WARR	Warrants	35,768.76	0.00	
				-140,089.45
NSS0005	Capitol Bldg&Grds Restor (006	-1,084.94		
DXFR	Transfer (Deduction)	0.00	12.52	
				-1,097.46
NSS0009	SOS - Misc Projects	-22,432.56		
DXFR	Transfer (Deduction)	0.00	259.00	
				-22,691.56

Fund Transaction by Type

Start Date:7/1/19 End Date:12/31/19

Fund	Fund Description	Beginning Balance	Ending Balance
Type	Type Description	Debits	Credits
NST0101	AEDC-S/T WinRock (790)	-144.51	
DXFR	Transfer (Deduction)	0.00	1.67
			-146.18
NST0601	AEDC-S/T Seed Cap (790)	-1,458,255.83	
DXFR	Transfer (Deduction)	0.00	16,835.72
			-1,475,091.55
NST0701	AEDC-SciTech Industr (790)	-179,030.45	
DXFR	Transfer (Deduction)	0.00	2,051.97
WARR	Warrants	11,200.49	0.00
			-169,881.93
NST0901	AEDC-AR Mfg Ext Ntwk (790)	-1,510,887.07	
DXFR	Transfer (Deduction)	0.00	16,337.85
RCPT	Receipt	0.00	115,992.50
RXFR	Transfer (Regular)	230,997.16	1,600.00
WARR	Warrants	149,288.54	0.00
			-1,264,531.72
NST1001	AEDC-SciTech STEM (790)	-78.41	
DXFR	Transfer (Deduction)	0.00	0.90
			-79.31
NSW0101	Soil & Water-Travel-Interest T	-5,902,684.39	
DXFR	Transfer (Deduction)	0.00	65,517.78
RCPT	Receipt	0.00	1,292,542.33
RXFR	Transfer (Regular)	54,940.32	94,800.00
WARR	Warrants	1,372,877.87	0.00
			-5,927,726.31
NSW0106	Soil & Water-Dam Permit Fees	-618,624.55	
DXFR	Transfer (Deduction)	0.00	6,469.69
RCPT	Receipt	0.00	118,319.50
RXFR	Transfer (Regular)	54,414.12	0.00
WARR	Warrants	121,134.46	0.00
			-567,865.16
NSW0107	Soil & Water-Gpm-Interest Tre:	-197,826.83	
DXFR	Transfer (Deduction)	0.00	2,065.62
RCPT	Receipt	0.00	15,117.95
RXFR	Transfer (Regular)	47,948.61	0.00
WARR	Warrants	10,614.65	0.00
			-156,447.14
NSW0108	Soil & Water-Info-Educ-Int Tre	-750,859.87	
DXFR	Transfer (Deduction)	0.00	8,386.09
RCPT	Receipt	0.00	93,392.67
RXFR	Transfer (Regular)	50,094.75	0.00
WARR	Warrants	80,273.49	0.00
			-722,270.39
NSW0109	Soil & Water-Tax Credits-Int T	-194,739.14	
DXFR	Transfer (Deduction)	0.00	2,064.35
RCPT	Receipt	0.00	16,618.50
RXFR	Transfer (Regular)	26,298.78	0.00
WARR	Warrants	21,102.47	0.00
			-166,020.74
NSW0110	Soil & Water-Wellwtr Oprs-Int	-426,943.65	
DXFR	Transfer (Deduction)	0.00	5,576.16

Fund Transaction by Type

Start Date:7/1/19 End Date:12/31/19

Fund	Fund Description	Beginning Balance		Ending Balance
Type	Type Description	Debits	Credits	
RCPT	Receipt	0.00	135,290.00	
RXFR	Transfer (Regular)	33,550.27	0.00	
WARR	Warrants	35,444.23	0.00	
				-498,815.31
NSW0111	Soil & Water-Admin Fees-Int T	-2,034,251.03		
DXFR	Transfer (Deduction)	0.00	23,443.19	
RCPT	Receipt	0.00	750.00	
RXFR	Transfer (Regular)	78,329.30	50,145.00	
WARR	Warrants	58,937.02	0.00	
				-1,971,322.90
NSW0112	Soil & Water-Wtlnds Mitig Bk-I	-324,735.49		
DXFR	Transfer (Deduction)	0.00	3,601.81	
WARR	Warrants	82,868.51	0.00	
				-245,468.79
NSW0114	Soil/Water Wtlnds Rip Tax (45%	-3,173.34		
DXFR	Transfer (Deduction)	0.00	202.70	
RCPT	Receipt	0.00	186,393.12	
WARR	Warrants	3,200.07	0.00	
				-186,569.09
NSW0115	SW-Forestry Grant	-135,980.19		
DXFR	Transfer (Deduction)	0.00	1,573.50	
RCPT	Receipt	0.00	4,496.25	
WARR	Warrants	2,486.92	0.00	
				-139,563.02
NSW0116	Soil & Water-Water Plan Comp	-21,232.03		
DXFR	Transfer (Deduction)	0.00	247.21	
RCPT	Receipt	0.00	1,200.00	
WARR	Warrants	975.98	0.00	
				-21,703.26
NSW0117	SW-Misc Fees	-161.41		
DXFR	Transfer (Deduction)	0.00	13.27	
RCPT	Receipt	0.00	1,799.60	
RXFR	Transfer (Regular)	0.00	335.50	
				-2,309.78
NSW0118	Soil & Water-Non Riparian(455	-326.46		
DXFR	Transfer (Deduction)	0.00	8.22	
RCPT	Receipt	0.00	3,960.00	
WARR	Warrants	2,260.21	0.00	
				-2,034.47
NSW0123	Nutrient/Poultry Litter	-6,095.13		
DXFR	Transfer (Deduction)	0.00	85.96	
RCPT	Receipt	0.00	9,435.00	
				-15,616.09
NSW0124	S&W Floodplain Adm(0455)	-37,075.97		
DXFR	Transfer (Deduction)	0.00	425.70	
RCPT	Receipt	0.00	160.00	
WARR	Warrants	980.66	0.00	
				-36,681.01
NSW0125	ASWC TSPCA NRCS	-129,192.31		
DXFR	Transfer (Deduction)	0.00	1,006.62	
RCPT	Receipt	0.00	190,100.77	

Fund Transaction by Type

Start Date:7/1/19 End Date:12/31/19

Fund	Fund Description	Beginning Balance		Ending Balance
Type	Type Description	Debits	Credits	
RXFR	Transfer (Regular)	143,770.94	0.00	
WARR	Warrants	160,100.77	0.00	
				-16,427.99
NSW0126	ASWCC Tspca Nracs-0455	-2,162.21		
DXFR	Transfer (Deduction)	0.00	628.87	
RXFR	Transfer (Regular)	11,234.92	143,770.94	
WARR	Warrants	1,942.85	0.00	
				-133,384.25
NSW0129	STAG Admin of Set Aside 04	-2.84		
DXFR	Transfer (Deduction)	0.00	0.04	
				-2.88
NSW0130	USGS PAYMENT INDIRECT (04	-77,990.55		
DXFR	Transfer (Deduction)	0.00	900.41	
				-78,890.96
NSW0137	Drinking Water FY09 (0455)	-231,945.14		
DXFR	Transfer (Deduction)	0.00	2,183.25	
RCPT	Receipt	0.00	300,000.00	
RXFR	Transfer (Regular)	132,027.12	0.00	
WARR	Warrants	75,014.63	0.00	
				-327,086.64
NSW0140	NRCS-Grants to Districts (455)	-13,763.08		
DXFR	Transfer (Deduction)	0.00	491.34	
RCPT	Receipt	0.00	87,054.44	
WARR	Warrants	73,172.39	0.00	
				-28,136.47
NTC0000	TCB Sale to Minors Enf	-327,653.35		
DXFR	Transfer (Deduction)	0.00	4,303.58	
RXFR	Transfer (Regular)	310,243.53	446,656.25	
WARR	Warrants	143,584.60	0.00	
				-324,785.05
NTC0100	ATC Tobacco Forfeiture (0261)	-541,769.32		
DXFR	Transfer (Deduction)	0.00	6,450.40	
RCPT	Receipt	0.00	242,442.36	
WARR	Warrants	126,758.25	0.00	
				-663,903.83
NTC0200	ATC Law Enforcement Training	-4,189.01		
DXFR	Transfer (Deduction)	0.00	48.36	
				-4,237.37
NTI0000	Investment Cash (0069)	-153,140.12		
DXFR	Transfer (Deduction)	0.00	1,548.38	
RCPT	Receipt	0.00	111,866.73	
WARR	Warrants	59,613.85	0.00	
				-206,941.38
NTR0000	Towing/Recovery	-948.26		
DXFR	Transfer (Deduction)	0.00	11.02	
RCPT	Receipt	0.00	50.00	
				-1,009.28
NTS0100	ATRS-Asbestos-Cash in Treas	-1,644.56		
DXFR	Transfer (Deduction)	0.00	18.98	
				-1,663.54

Fund Transaction by Type

Start Date:7/1/19 End Date:12/31/19

Fund	Fund Description	Beginning Balance		Ending Balance
Type	Type Description	Debits	Credits	
NTT0000	TOWING AND REC BOARD TR	-301,544.99		
COFF	Checks Charged Off	222.00	0.00	
DXFR	Transfer (Deduction)	0.00	3,321.82	
RCPT	Receipt	0.00	116,657.23	
RXFR	Transfer (Regular)	107,387.96	0.00	
WARR	Warrants	50,671.60	0.00	
				-263,242.48
NVA0000	DVA Cash in Treasury	-1,511,956.73		
COFF	Checks Charged Off	12,657.02	0.00	
DXFR	Transfer (Deduction)	0.00	9,951.02	
RCPT	Receipt	0.00	4,283,510.43	
RXFR	Transfer (Regular)	4,480,172.37	1,366,576.52	
WARR	Warrants	2,241,419.89	0.00	
				-437,745.42
NVA0010	Fayetteville Special Mainten	0.00		
DXFR	Transfer (Deduction)	0.00	4,316.98	
RXFR	Transfer (Regular)	0.00	750,000.00	
				-754,316.98
NVA0100	LR Veterans Affair	-11,461.33		
DXFR	Transfer (Deduction)	0.00	132.33	
				-11,593.66
NVA0200	Veterans Cemetery § 19-5-107	-278,635.12		
DXFR	Transfer (Deduction)	0.00	2,846.89	
RCPT	Receipt	0.00	190,523.15	
RXFR	Transfer (Regular)	205,676.38	3,653.25	
WARR	Warrants	51,857.48	0.00	
				-218,124.55
NVA0300	Birdeye Cemetery Cash (0385)	-82,284.35		
DXFR	Transfer (Deduction)	0.00	893.44	
RCPT	Receipt	0.00	24,978.00	
WARR	Warrants	19,532.86	0.00	
				-88,622.93
NVA0700	VETERANS AFFAIRS-DONATI	-142.32		
DXFR	Transfer (Deduction)	0.00	1.63	
				-143.95
NVA0800	ADVA OFF OF ATT GEN FUND	-7,213.46		
DXFR	Transfer (Deduction)	0.00	83.28	
				-7,296.74
NVA0900	ADVA STATE VET HOME AT NI	-452,643.75		
COFF	Checks Charged Off	5,129.17	0.00	
DXFR	Transfer (Deduction)	0.00	5,285.94	
RCPT	Receipt	0.00	5,489,236.11	
RXFR	Transfer (Regular)	7,602,513.09	4,803,930.80	
WARR	Warrants	2,999,836.90	0.00	
				-143,617.44
NVAHOLD	Rainy Day Disbursement (038	-1,073,237.45		
DXFR	Transfer (Deduction)	0.00	11,238.38	
RXFR	Transfer (Regular)	467,296.33	232,296.33	
				-849,475.83
NWC0000	Wrks Comp-Interest Treas	-26,812.92		
DXFR	Transfer (Deduction)	0.00	609.78	

Fund Transaction by Type

Start Date:7/1/19 End Date:12/31/19

Fund	Fund Description	Beginning Balance		Ending Balance
Type	Type Description	Debits	Credits	
RCPT	Receipt	0.00	92,297.38	
WARR	Warrants	46,013.15	0.00	
				-73,706.93
NWC0001	Workers Comp-Cash Treas (03			-99.31
DXFR	Transfer (Deduction)	0.00	1.15	
				-100.46
NWS0200	Pymts Contr/Vendors TAA 081			-82,536.60
DXFR	Transfer (Deduction)	0.00	584.10	
RCPT	Receipt	0.00	315,498.97	
WARR	Warrants	311,872.48	0.00	
				-86,747.19
PAB0100	Auctioneers Licensing-Payroll			-22,769.63
RCPT	Receipt	0.00	30,000.00	
RXFR	Transfer (Regular)	39,613.46	0.00	
WARR	Warrants	2,520.00	0.00	
				-10,636.17
PAG0000	Agri - Paying (0400)			-238,169.70
RXFR	Transfer (Regular)	1,317,558.60	1,298,509.00	
WARR	Warrants	210,130.78	0.00	
				-8,989.32
PAYROLL	Statewide Payroll Paying Acct			-861,530.31
RCPT	Receipt	0.00	26,147.88	
RXFR	Transfer (Regular)	1,767,254.67	774,390,831.62	
WARR	Warrants	772,698,033.64	0.00	
				-813,221.50
PCA0100	Bd Of Collection Agencies-Pa			-39,837.79
RCPT	Receipt	0.00	120,000.00	
RXFR	Transfer (Regular)	112,496.37	0.00	
WARR	Warrants	10,080.00	0.00	
				-37,261.42
PER0100	Educ Rehab Paying-Fed Admi			-19,750.00
RXFR	Transfer (Regular)	169,459.36	443,319.15	
WARR	Warrants	273,944.65	0.00	
				-19,665.14
PER0200	Educ Rehab Paying-Prch Serv			-366,126.90
RCPT	Receipt	0.00	17,822,742.15	
RXFR	Transfer (Regular)	16,302,167.42	4,522,468.61	
WARR	Warrants	6,297,357.10	0.00	
				-111,813.14
PER0300	Educ Rehab Paying-Grants			-532,701.52
RCPT	Receipt	0.00	1,273,764.81	
RXFR	Transfer (Regular)	741,285.30	7,718,026.00	
WARR	Warrants	8,343,567.55	0.00	
				-439,639.48
PER0500	Educ Rehab Paying-Grants			-9,618.00
RCPT	Receipt	0.00	149,800.00	
RXFR	Transfer (Regular)	111,382.46	171,500.00	
WARR	Warrants	149,436.98	0.00	
				-70,098.56
PFA0100	AR Dev Fin Auth Paying Oprs			0.00
RCPT	Receipt	0.00	2,131,670.35	

Fund Transaction by Type

Start Date:7/1/19 End Date:12/31/19

Fund	Fund Description	Beginning Balance		Ending Balance
Type	Type Description	Debits	Credits	
RXFR	Transfer (Regular)	1,883,633.82	242.85	
WARR	Warrants	248,279.38	0.00	
				0.00
PGP0000	Optometry Bd-Paying Acct	-8,927.51		
RCPT	Receipt	0.00	59,500.00	
RXFR	Transfer (Regular)	51,882.72	0.00	
WARR	Warrants	5,040.00	0.00	
				-11,504.79
PHA0000	Hearing Aid Dispensers-Paying	-2,010.74		
RCPT	Receipt	0.00	20,000.00	
RXFR	Transfer (Regular)	22,010.74	0.00	
				0.00
PHD0000	Health Oper § 19-5-104	-4,998,851.14		
RCPT	Receipt	0.00	42,575,296.93	
RXFR	Transfer (Regular)	70,912,162.50	73,627,744.15	
WARR	Warrants	46,985,484.31	0.00	
				-3,304,245.41
PHD0100	Health Operations	0.00		
RXFR	Transfer (Regular)	133,938.25	136,610.95	
WARR	Warrants	2,520.00	0.00	
				-152.70
PLA0000	Ark Lottery Payroll (0613)	0.00		
RCPT	Receipt	0.00	2,224,962.75	
RXFR	Transfer (Regular)	2,224,962.75	0.00	
				0.00
PMB0100	State Medical Bd Payroll	-513,652.80		
RCPT	Receipt	0.00	1,000,000.00	
RXFR	Transfer (Regular)	806,016.37	0.00	
WARR	Warrants	103,320.00	0.00	
				-604,316.43
PPA0100	Accounting Board-Payroll	-25,217.18		
RCPT	Receipt	0.00	325,000.00	
RXFR	Transfer (Regular)	300,248.53	0.00	
WARR	Warrants	22,680.00	0.00	
				-27,288.65
PSL0200	ADFA Stud Loans Sal (0395)	0.00		
RCPT	Receipt	0.00	259,575.24	
RXFR	Transfer (Regular)	234,375.24	0.00	
WARR	Warrants	25,200.00	0.00	
				0.00
PTA4000	Dept Of Human Svcs-Medsvcs	-4,259.19		
RCPT	Receipt	0.00	16,626.27	
RXFR	Transfer (Regular)	30,610.30	16,633.45	
WARR	Warrants	2,695.37	0.00	
				-4,213.24
PTA4500	Dept Of Human Svcs-Co Oprs-	-342,381.46		
RCPT	Receipt	0.00	699,906.20	
RXFR	Transfer (Regular)	828,620.98	249,949.88	
WARR	Warrants	105,854.57	0.00	
				-357,761.99
PTA7000	DPSQA Tobacco Settlement (0	-15,471.85		

Fund Transaction by Type

Start Date:7/1/19 End Date:12/31/19

Fund	Fund Description	Beginning Balance		Ending Balance
Type	Type Description	Debits	Credits	
RCPT	Receipt	0.00	240,988.02	
RXFR	Transfer (Regular)	401,179.37	243,881.92	
WARR	Warrants	82,046.39	0.00	
				-17,116.03
PTD8100	Tobacco DD Pay-Prescr Drugs	-36,840.32		
RCPT	Receipt	0.00	108,886.12	
RXFR	Transfer (Regular)	0.00	3,044,691.08	
WARR	Warrants	3,152,875.32	0.00	
				-37,542.20
PTD8600	Tobacco DD Pay-Hosp Med Se	-612,855.91		
RCPT	Receipt	0.00	9,485,801.65	
RXFR	Transfer (Regular)	0.00	4,311,850.78	
WARR	Warrants	13,366,828.01	0.00	
				-1,043,680.33
PTP0100	Bd of Physical Therapy-Payrol	-11,498.95		
RCPT	Receipt	0.00	60,000.00	
RXFR	Transfer (Regular)	59,753.29	9.34	
WARR	Warrants	10,080.00	0.00	
				-1,675.00
PVN0100	Northwest TI-Payroll Paying	-85,386.50		
RCPT	Receipt	0.00	470,000.00	
RXFR	Transfer (Regular)	417,140.53	9,825.32	
WARR	Warrants	32,760.00	0.00	
				-115,311.29
PWD7500	Dept Of Human Svcs-Tea Emp	-637,647.00		
RXFR	Transfer (Regular)	0.00	124,586.00	
WARR	Warrants	299,152.00	0.00	
				-463,081.00
PWD7600	DHS-Delay Grnts-AFDC	-346,520.19		
RCPT	Receipt	0.00	49,436.80	
RXFR	Transfer (Regular)	0.00	1,878,940.35	
WARR	Warrants	2,419,305.16	0.00	
				144,407.82
PWD7700	DHS-Nrs Hm Vndr Payments	-16,504,690.29		
RCPT	Receipt	0.00	243,662,445.22	
RXFR	Transfer (Regular)	526,136.21	93,908,155.51	
WARR	Warrants	343,136,284.84	0.00	
				-10,412,869.97
PWD8100	DHS-DrugVenPay-FamPlan	-15,185,831.35		
RCPT	Receipt	0.00	18,783,632.15	
RXFR	Transfer (Regular)	0.00	170,831,448.42	
WARR	Warrants	194,009,047.89	0.00	
				-10,791,864.03
PWD8200	DHS-Peer Revw-Phrmcy Audit	-71,076.43		
RCPT	Receipt	0.00	66,869.14	
RXFR	Transfer (Regular)	0.00	74,071.49	
WARR	Warrants	129,488.39	0.00	
				-82,528.67
PWD8600	DHS-Hosp/Med Vendor	-12,631,218.14		
COFF	Checks Charged Off	21,669.50	0.00	
RCPT	Receipt	0.00	2,313,457,597.80	

Fund Transaction by Type

Start Date:7/1/19 End Date:12/31/19

Fund	Fund Description	Beginning Balance		Ending Balance
Type	Type Description	Debits	Credits	
RXFR	Transfer (Regular)	12,159,566.64	650,979,549.01	
WARR	Warrants	2,953,569,011.94	0.00	
				-11,318,116.87
PWD8700	DHS-Med Assist Prg Admin	-9,608,008.28		
RCPT	Receipt	0.00	7,990,572.34	
RXFR	Transfer (Regular)	5,474,779.28	2,712,584.33	
WARR	Warrants	5,681,589.25	0.00	
				-9,154,796.42
PWD8900	DHS-Med Assist Prg Peer Rev	-5,646,682.76		
RCPT	Receipt	0.00	89,119,681.30	
RXFR	Transfer (Regular)	190.01	41,870,187.54	
WARR	Warrants	99,581,677.02	0.00	
				-37,054,684.57
PWD9400	DHS-Lng Trm Care Prof Contrs	-608,250.40		
RCPT	Receipt	0.00	628,335.39	
RXFR	Transfer (Regular)	692.50	299,889.47	
WARR	Warrants	778,659.45	0.00	
				-757,123.31
PWD9600	DHS ARKIDS B Prg	-6,195,973.17		
RCPT	Receipt	0.00	46,087,579.13	
RXFR	Transfer (Regular)	1,106,157.32	10,752,655.85	
WARR	Warrants	43,619,944.48	0.00	
				-18,310,106.35
PWE1400	DHS-SSvs Blk Grnt-Title XX	-49,013.90		
RCPT	Receipt	0.00	356,461.99	
RXFR	Transfer (Regular)	356,461.99	0.00	
				-49,013.90
PWE1500	DHS-Older Wrkr Prgm	-7,029.34		
RXFR	Transfer (Regular)	0.00	477,213.62	
WARR	Warrants	476,449.66	0.00	
				-7,793.30
PWE2000	DHS-Aging Proj Grant Paymer	-1,006,020.61		
RCPT	Receipt	0.00	3,630,453.29	
RXFR	Transfer (Regular)	1,732.73	26,758.51	
WARR	Warrants	4,444,324.21	0.00	
				-217,175.47
PWE2300	DHS Sr Citizens Centers	-38,964.00		
RXFR	Transfer (Regular)	0.00	2,729,103.52	
WARR	Warrants	2,246,396.85	0.00	
				-521,670.67
PWE3100	DHS-DCCECE	0.00		
RXFR	Transfer (Regular)	0.00	300,000.00	
				-300,000.00
PWE4600	DHS-Aging-RSVP Payments	-9,062.00		
RXFR	Transfer (Regular)	9,062.00	0.00	
				0.00
PWE4700	DHS-Aging-Nrsing Hm Care AI	-249,838.69		
RXFR	Transfer (Regular)	0.00	1,877,227.09	
WARR	Warrants	1,921,426.65	0.00	
				-205,639.13

Fund Transaction by Type

Start Date:7/1/19 End Date:12/31/19

Fund	Fund Description	Beginning Balance		Ending Balance
Type	Type Description	Debits	Credits	
PWE5200	DHS-Aging-Nutrition Prgm	-538,565.45		
RCPT	Receipt	0.00	3,802,738.02	
RXFR	Transfer (Regular)	0.00	52,884.59	
WARR	Warrants	4,130,656.69	0.00	
				-263,531.37
PWE5300	Mental Hlth Grants (0710)	-599,166.42		
RCPT	Receipt	0.00	4,031,547.44	
RXFR	Transfer (Regular)	0.00	11,417,239.41	
WARR	Warrants	15,011,649.30	0.00	
				-1,036,303.97
PWE6000	DHS DBS Purchase of Service	-877,740.40		
RXFR	Transfer (Regular)	893,276.37	94,067.04	
WARR	Warrants	76,905.94	0.00	
				-1,625.13
PWE7000	DHS-DPSQA Grant Awards (07	0.00		
RCPT	Receipt	0.00	47,175.00	
RXFR	Transfer (Regular)	0.00	21,761.25	
WARR	Warrants	65,545.00	0.00	
				-3,391.25
PWE7400	DHS-Child/Fam/Life Inst	-2,000,000.00		
RXFR	Transfer (Regular)	2,000,000.00	0.00	
				0.00
PWE7500	DHS-Grant Awards Vol	-181,743.18		
RXFR	Transfer (Regular)	151,904.95	0.00	
WARR	Warrants	25,406.20	0.00	
				-4,432.03
PWE7900	DHS-Infant Infirmary Nrsng Hn	-1,403,860.51		
RCPT	Receipt	0.00	547,016.64	
RXFR	Transfer (Regular)	0.00	226,132.21	
WARR	Warrants	772,979.18	0.00	
				-1,404,030.18
PWE8000	DHS Public Nursing Home Car	-10,825,093.82		
RCPT	Receipt	0.00	81,840,706.51	
RXFR	Transfer (Regular)	0.00	2,501,197.49	
WARR	Warrants	83,561,696.19	0.00	
				-11,605,301.63
PWE9000	DHS Family Preservation	-210,144.15		
RCPT	Receipt	0.00	1,276,841.48	
RXFR	Transfer (Regular)	83,058.92	2,032,512.31	
WARR	Warrants	3,013,134.34	0.00	
				-423,304.68
PWE9100	DHS DCF IV E Foster Care	-2,571,811.25		
COFF	Checks Charged Off	100.00	0.00	
RCPT	Receipt	0.00	19,766,496.43	
RXFR	Transfer (Regular)	40,105.70	9,166,176.82	
WARR	Warrants	28,505,765.47	0.00	
				-2,958,513.33
PWE9300	DHS DCF Child Care Cost	-4,173,779.88		
RCPT	Receipt	0.00	6,341,766.79	
RXFR	Transfer (Regular)	2,643.79	2,814,129.20	
WARR	Warrants	7,652,026.42	0.00	

Fund Transaction by Type

Start Date:7/1/19 End Date:12/31/19

Fund	Fund Description	Beginning Balance		Ending Balance
Type	Type Description	Debits	Credits	
				-5,675,005.66
PWE9400	DHS Food Stamps	-47,776.28		
RCPT	Receipt	0.00	495,856.71	
RXFR	Transfer (Regular)	39,159.29	84,418.84	
WARR	Warrants	514,226.07	0.00	
				-74,666.47
PWE9700	DHS-Comm Dev Blk Grants-(7'	-322,346.29		
RCPT	Receipt	0.00	3,309,606.61	
RXFR	Transfer (Regular)	0.00	1,157.73	
WARR	Warrants	3,047,052.46	0.00	
				-586,058.17
PWP0100	Dept of Human Svcs-DDS St O	-83,726.73		
RCPT	Receipt	0.00	1,398,599.27	
RXFR	Transfer (Regular)	2,328.50	2,328.50	
WARR	Warrants	1,431,357.59	0.00	
				-50,968.41
PWP1000	Dept Of Human Svcs-Dir Off Ar	-107,439.58		
RCPT	Receipt	0.00	304,686.70	
RXFR	Transfer (Regular)	477,991.82	340,255.49	
WARR	Warrants	131,128.63	0.00	
				-143,261.32
PWP1001	DHS-Sec Off Admin	0.00		
RXFR	Transfer (Regular)	185,379.99	235,533.11	
				-50,153.12
PWP1200	DHS-Office CLO (0710)	-38,311.29		
RCPT	Receipt	0.00	187,177.07	
RXFR	Transfer (Regular)	472,152.17	359,201.26	
WARR	Warrants	64,177.59	0.00	
				-48,359.86
PWP1300	DHS OFFICE SEC/COMP ADM	-73,351.50		
RCPT	Receipt	0.00	235,844.83	
RXFR	Transfer (Regular)	595,175.91	487,701.90	
WARR	Warrants	141,985.59	0.00	
				-59,736.73
PWP1500	Dept Of Human Svcs-Chief Coi	-1,467,443.98		
RCPT	Receipt	0.00	2,486,816.22	
RXFR	Transfer (Regular)	4,845,772.96	3,023,487.41	
WARR	Warrants	837,889.84	0.00	
				-1,294,084.81
PWP2000	Dept of Human Svcs-Aging Ad	-7,124,968.50		
COFF	Checks Charged Off	90.00	0.00	
RCPT	Receipt	0.00	4,587,354.96	
RXFR	Transfer (Regular)	6,772,132.64	1,697,471.19	
WARR	Warrants	1,302,668.73	0.00	
				-5,334,903.28
PWP2500	Dept of Human Svcs-DCFS Ad	-2,962,794.70		
COFF	Checks Charged Off	1,040.00	10.00	
RCPT	Receipt	0.00	15,633,629.48	
RXFR	Transfer (Regular)	34,150,017.11	31,493,034.09	
WARR	Warrants	14,197,440.38	0.00	
				-1,740,970.78

Fund Transaction by Type

Start Date:7/1/19 End Date:12/31/19

Fund	Fund Description	Beginning Balance		Ending Balance
Type	Type Description	Debits	Credits	
PWP2600	Child Abuse Prev Bd (0710)	-116,496.71		
RXFR	Transfer (Regular)	31.31	13.97	
WARR	Warrants	36,391.00	0.00	
				-80,088.37
PWP3000	Dept of Human Svcs-DCCECE	-3,021,296.61		
RCPT	Receipt	0.00	7,300,396.02	
RXFR	Transfer (Regular)	4,419,362.54	1,751,044.15	
WARR	Warrants	5,525,197.53	0.00	
				-2,128,176.71
PWP3500	Dept Of Human Svcs-Mntl Hlth	-6,268,966.47		
RCPT	Receipt	0.00	16,265,958.91	
RXFR	Transfer (Regular)	28,490,872.15	25,430,725.83	
WARR	Warrants	15,292,982.94	0.00	
				-4,181,796.12
PWP4000	Dept Of Human Svcs-Medsvcs	-27,124,881.45		
RCPT	Receipt	0.00	5,441,027.69	
RXFR	Transfer (Regular)	16,763,658.16	1,296,386.26	
WARR	Warrants	1,278,788.52	0.00	
				-15,819,848.72
PWP4500	Dept Of Human Svcs-Co Oprs-	-3,133,914.14		
RCPT	Receipt	0.00	32,598,539.75	
RXFR	Transfer (Regular)	40,513,712.64	27,897,288.41	
WARR	Warrants	21,095,494.50	0.00	
				-2,020,535.16
PWP5000	Dept Of Human Svcs-Admin Sr	-2,274,990.60		
RADJ	Receipt Adjustment	0.00	46.88	
RCPT	Receipt	0.00	3,396,315.58	
RXFR	Transfer (Regular)	6,211,453.83	4,234,625.42	
WARR	Warrants	1,671,277.41	0.00	
				-2,023,247.24
PWP5100	DHS-Office CPO (0710)	-118,439.43		
RADJ	Receipt Adjustment	46.88	0.00	
RCPT	Receipt	0.00	950,564.32	
RXFR	Transfer (Regular)	1,673,740.57	1,107,236.29	
SDIS	Distribution (Special Fund)	0.00	0.00	
SPEC	Special Reversing Entry	46.88	46.88	
WARR	Warrants	352,381.26	0.00	
				-150,071.33
PWP5200	DHS-Office CIO (0710)	-903,860.65		
RCPT	Receipt	0.00	3,539,969.45	
RXFR	Transfer (Regular)	3,452,881.35	2,895,718.53	
WARR	Warrants	2,959,093.44	0.00	
				-927,573.84
PWP5300	DHS-Office HR (0710)	-261,209.88		
RCPT	Receipt	0.00	871,485.15	
RXFR	Transfer (Regular)	1,422,942.02	910,243.50	
WARR	Warrants	332,733.59	0.00	
				-287,262.92
PWP5500	Dept of Human Svcs-DDS Adm	-3,660,325.29		
RCPT	Receipt	0.00	44,952,441.13	
RXFR	Transfer (Regular)	46,954,089.58	21,793,699.14	

Fund Transaction by Type

Start Date:7/1/19 End Date:12/31/19

Fund	Fund Description	Beginning Balance		Ending Balance
Type	Type Description	Debits	Credits	
WARR	Warrants	19,505,065.02	705.01	
				-3,948,015.97
PWP6500	Dept Of Human Svcs-Blind Srv	-1,786,278.50		
RXFR	Transfer (Regular)	1,761,079.26	0.00	
WARR	Warrants	25,174.04	0.00	
				-25.20
PWP7000	Div of Provider Serv&Qual Ass	-360,486.52		
RCPT	Receipt	0.00	5,161,741.79	
RXFR	Transfer (Regular)	6,123,689.31	2,703,856.68	
WARR	Warrants	1,812,108.48	0.00	
				-290,287.20
PWP7500	Dept of Human Svcs-Vol Admir	-156,677.15		
RCPT	Receipt	0.00	317,812.28	
RXFR	Transfer (Regular)	795,043.54	533,848.50	
WARR	Warrants	173,564.60	0.00	
				-39,729.79
PWP8000	Dept Of Human Svcs-Yth Srv P	-309,533.41		
RCPT	Receipt	0.00	284,157.90	
RXFR	Transfer (Regular)	3,486,450.71	5,916,341.35	
WARR	Warrants	2,397,150.10	0.00	
				-626,431.85
PWS0000	Temp Emp Asst Svc § 19-5-104	-2,383,575.05		
RCPT	Receipt	0.00	13,930,929.07	
RXFR	Transfer (Regular)	11,951,567.20	522.13	
WARR	Warrants	3,350,535.26	0.00	
				-1,012,923.79
PWS0100	DWS TANF Contingency (0810)	-11,701.34		
RCPT	Receipt	0.00	6,018,527.16	
RXFR	Transfer (Regular)	5,830,572.49	0.00	
WARR	Warrants	199,656.01	0.00	
				0.00
PWS0300	New Hire Registry (0810)	-107,986.77		
RXFR	Transfer (Regular)	0.00	8,616.73	
WARR	Warrants	64,830.77	0.00	
				-51,772.73
PWS0400	St Generated Fund TANF (0810)	-571.91		
RCPT	Receipt	0.00	1,435.50	
RXFR	Transfer (Regular)	491.89	339,000.00	
WARR	Warrants	58,363.91	0.00	
				-282,151.61
PWS6000	Blind Services Grant	0.00		
RADJ	Receipt Adjustment	669.67	669.67	
RCPT	Receipt	0.00	1,044,184.17	
RXFR	Transfer (Regular)	524,262.69	1,340,318.22	
SDIS	Distribution (Special Fund)	0.00	0.00	
SPEC	Special Reversing Entry	669.67	669.67	
WARR	Warrants	1,108,565.59	0.00	
				-751,674.11
PWS6500	Blind Services Oper	0.00		
RADJ	Receipt Adjustment	42.00	42.00	
RCPT	Receipt	0.00	1,498,809.50	

Fund Transaction by Type

Start Date:7/1/19 End Date:12/31/19

Fund	Fund Description	Beginning Balance		Ending Balance
Type	Type Description	Debits	Credits	
RXFR	Transfer (Regular)	1,962,008.90	2,558,465.93	
SDIS	Distribution (Special Fund)	0.00	0.00	
SPEC	Special Reversing Entry	42.00	42.00	
WARR	Warrants	337,622.73	0.00	
				-1,757,643.80
RRA0000	State Hwy & Transportation	-269,064,428.15		
COFF	Checks Charged Off	7,774.98	0.00	
CTAX	Claims & Taxes	1,712.10	0.00	
DXFR	Transfer (Deduction)	0.00	3,332,918.62	
HDIS	Distribution (Highway Fund)	0.00	200,622,217.76	
HSDIS	Highway Severance Distribution	0.00	5,370,842.08	
RADJ	Receipt Adjustment	134,869.32	80,158.55	
RCPT	Receipt	0.00	637,090,525.27	
RXFR	Transfer (Regular)	287,524,287.12	422,304,848.38	
SDIS	Distribution (Special Fund)	0.00	9,336,476.80	
SPEC	Special Reversing Entry	613,142,626.43	286,220,966.74	
TELL	Teller	929,197.86	0.00	
WARR	Warrants	573,540,152.54	0.00	
WFDIS	Wholesale FuelTax Distribution	0.00	9,559,363.91	
				-367,702,125.91
RRA0100	Intermodal Grants (0090)	0.00		
RXFR	Transfer (Regular)	0.00	525,000.00	
WARR	Warrants	459,375.00	0.00	
				-65,625.00
RRA4LHC	4 Lane Highway Construction	-847,373,509.67		
4LHC	Four Lane Highway Constructio	0.00	102,859,184.13	
DXFR	Transfer (Deduction)	0.00	6,458,130.81	
RCPT	Receipt	0.00	8,305,376.00	
RXFR	Transfer (Regular)	127,856,915.65	275,648,918.83	
SPEC	Special Reversing Entry	274,798,607.26	127,856,915.65	
WARR	Warrants	155,783,996.63	0.00	
				-810,062,515.55
RRB0000	State Aid Road	-22,159,778.82		
RCPT	Receipt	0.00	420,441.53	
RXFR	Transfer (Regular)	1,733,356.19	11,518,042.83	
SDIS	Distribution (Special Fund)	0.00	10,746,817.17	
SPEC	Special Reversing Entry	11,483,502.83	392,876.24	
WARR	Warrants	14,699,473.65	0.00	
				-17,321,623.92
RRC0000	State Aid Street (0090)	-16,420,992.72		
RCPT	Receipt	0.00	1,235,502.21	
RXFR	Transfer (Regular)	1,453,617.51	11,483,502.83	
SDIS	Distribution (Special Fund)	0.00	10,746,817.17	
SPEC	Special Reversing Entry	11,483,502.83	392,876.24	
WARR	Warrants	15,102,479.93	0.00	
				-12,240,090.90
SAB0100	AR Motor Vehicle Comm-Oprs	-2,350,445.53		
COFF	Checks Charged Off	1,300.00	0.00	
RCPT	Receipt	0.00	538,737.66	
RXFR	Transfer (Regular)	136,629.93	23.19	
SDIS	Distribution (Special Fund)	0.00	529,099.44	

Fund Transaction by Type

Start Date:7/1/19 End Date:12/31/19

Fund	Fund Description	Beginning Balance		Ending Balance
Type	Type Description	Debits	Credits	
SPEC	Special Reversing Entry	538,729.61	1,300.00	
WARR	Warrants	77,501.86	0.00	
				-2,665,444.42
SAC0000	Asbestos Control	-1,286,641.53		
COFF	Checks Charged Off	125.00	0.00	
RCPT	Receipt	0.00	142,945.00	
RXFR	Transfer (Regular)	73,822.00	0.00	
SDIS	Distribution (Special Fund)	0.00	140,606.29	
SPEC	Special Reversing Entry	142,945.00	125.00	
WARR	Warrants	56,810.36	0.00	
				-1,296,615.46
SAD0100	Public Serv Util Safe-Pipeline	-884,025.29		
RCPT	Receipt	0.00	798,203.56	
RXFR	Transfer (Regular)	405,192.77	0.00	
SDIS	Distribution (Special Fund)	0.00	739,519.00	
SPEC	Special Reversing Entry	751,162.00	0.00	
WARR	Warrants	87,575.87	0.00	
				-1,177,817.21
SAE0200	AR Econ Dev-3.9% Rebate	-16,474,616.00		
LCRT	General Letter of Cert	0.00	7,216,423.00	
WARR	Warrants	19,530,801.00	0.00	
				-4,160,238.00
SAH0200	Oil Museum-Oil/Brine	-53,913.67		
RXFR	Transfer (Regular)	37,299.33	38,591.04	
SDIS	Distribution (Special Fund)	0.00	36,494.04	
SPEC	Special Reversing Entry	38,591.04	929.49	
WARR	Warrants	5,420.84	0.00	
				-48,617.03
SAT0000	Special Addl Taxes (0630)	-239,355.64		
RXFR	Transfer (Regular)	17,824,288.93	17,906,082.61	
				-321,149.32
SAW0000	Abadoned/Orphaned Well Plug	-3,206,478.56		
RCPT	Receipt	0.00	2,350.00	
RXFR	Transfer (Regular)	0.00	231,751.30	
SDIS	Distribution (Special Fund)	0.00	2,313.57	
SPEC	Special Reversing Entry	2,350.00	0.00	
WARR	Warrants	476,962.20	0.00	
				-2,963,581.23
SBA0100	Keep AR Beautiful-Oprs	-502,659.26		
RCPT	Receipt	0.00	129.03	
RXFR	Transfer (Regular)	77,927.23	388,087.50	
WARR	Warrants	193,517.41	0.00	
				-619,431.15
SBB0100	Soybean Board-Operations	-4,541,398.46		
RCPT	Receipt	0.00	1,795,725.25	
RXFR	Transfer (Regular)	5,253,906.66	6,387,636.89	
SDIS	Distribution (Special Fund)	0.00	2,730,613.60	
SPEC	Special Reversing Entry	8,054,508.51	5,236,537.82	
WARR	Warrants	1,898,721.63	0.00	
				-5,484,775.22
SBC0100	AR Beef Council	-231,578.96		

Fund Transaction by Type

Start Date:7/1/19

End Date:12/31/19

Fund	Fund Description	Beginning Balance		Ending Balance
Type	Type Description	Debits	Credits	
COFF	Checks Charged Off	1,826.67	0.00	
RCPT	Receipt	0.00	412,487.24	
RXFR	Transfer (Regular)	784,949.68	826,571.24	
SDIS	Distribution (Special Fund)	0.00	204,786.06	
SPEC	Special Reversing Entry	294,805.53	83,468.00	
WARR	Warrants	497,604.31	0.00	
				-179,705.31
SBL0000	Bail Bond Recovery	-1,283,283.34		
RCPT	Receipt	0.00	115,328.00	
SDIS	Distribution (Special Fund)	0.00	113,540.42	
SPEC	Special Reversing Entry	115,328.00	0.00	
				-1,396,823.76
SBN0100	Ar St Bd of Nursing-Oprs	-5,382,860.66		
COFF	Checks Charged Off	1,800.01	0.00	
RCPT	Receipt	0.00	1,693,350.60	
RXFR	Transfer (Regular)	1,125,786.82	828.17	
SDIS	Distribution (Special Fund)	0.00	1,661,050.12	
SPEC	Special Reversing Entry	1,689,001.75	1,800.01	
WARR	Warrants	590,114.05	0.00	
				-5,333,186.93
SBN0200	Nursing Grant (0277)	-32,272.23		
RCPT	Receipt	0.00	826.02	
RXFR	Transfer (Regular)	0.00	129,173.98	
WARR	Warrants	79,731.15	0.00	
				-82,541.08
SBS0000	Boating Safety(080)	0.00		
RXFR	Transfer (Regular)	429,312.60	440,248.52	
SDIS	Distribution (Special Fund)	0.00	341,835.90	
SPEC	Special Reversing Entry	352,771.82	0.00	
				0.00
SCB0100	AR Catfish Promotion	-94,396.70		
RCPT	Receipt	0.00	19,117.02	
SDIS	Distribution (Special Fund)	0.00	18,524.39	
SPEC	Special Reversing Entry	19,117.02	0.00	
WARR	Warrants	20,000.00	0.00	
				-92,921.09
SCC0100	County-Circuit Clerk Cont Ed	-87,624.33		
RXFR	Transfer (Regular)	0.00	108,359.13	
SDIS	Distribution (Special Fund)	0.00	105,000.00	
SPEC	Special Reversing Entry	108,359.13	0.00	
WARR	Warrants	49,928.02	0.00	
				-142,696.31
SCE0000	St Crime Lab Equip-Special	-309,135.19		
RCPT	Receipt	0.00	249,923.34	
SDIS	Distribution (Special Fund)	0.00	242,175.72	
SPEC	Special Reversing Entry	249,923.34	0.00	
				-551,310.91
SCE0100	St Crime Lab Equip-Sp Rev	-381,557.65		
RCPT	Receipt	0.00	97.43	
RXFR	Transfer (Regular)	20,122.00	20,122.00	
SDIS	Distribution (Special Fund)	0.00	94.41	

Fund Transaction by Type

Start Date:7/1/19 End Date:12/31/19

Fund	Fund Description	Beginning Balance		Ending Balance
Type	Type Description	Debits	Credits	
SPEC	Special Reversing Entry	97.43	0.00	
WARR	Warrants	324,713.93	0.00	
				-56,938.13
SCF0000	County Corners Con ED 19-6-£	-74,042.76		
RXFR	Transfer (Regular)	42.00	54,179.57	
SDIS	Distribution (Special Fund)	0.00	52,500.00	
SPEC	Special Reversing Entry	54,179.57	0.00	
WARR	Warrants	24,961.97	0.00	
				-101,538.79
SCP0000	AR Child Passenger Protectioi	-250,575.72		
RCPT	Receipt	0.00	60,492.84	
SDIS	Distribution (Special Fund)	0.00	58,617.56	
SPEC	Special Reversing Entry	60,492.84	0.00	
WARR	Warrants	1,374.25	0.00	
				-307,819.03
SCS0200	ADHE - PVC Op (0700)	-289,250.23		
RCPT	Receipt	0.00	35,465.50	
RXFR	Transfer (Regular)	77,078.50	10.00	
SDIS	Distribution (Special Fund)	0.00	34,915.79	
SPEC	Special Reversing Entry	35,465.50	0.00	
WARR	Warrants	3,769.33	0.00	
				-243,328.19
SCT0100	DHS-Child Care Opr	-12,798.50		
COFF	Checks Charged Off	150.00	0.00	
RCPT	Receipt	0.00	59,315.00	
RXFR	Transfer (Regular)	66,148.27	0.00	
SDIS	Distribution (Special Fund)	0.00	58,247.93	
SPEC	Special Reversing Entry	59,315.00	150.00	
				-4,898.16
SCV0000	School Age Children Eye/Visio	-5,508.02		
RXFR	Transfer (Regular)	5,508.02	0.00	
				0.00
SCX0000	Conservation Tax	0.00		
RXFR	Transfer (Regular)	74,077,986.25	75,319,324.42	
SDIS	Distribution (Special Fund)	0.00	38,801,828.32	
SPEC	Special Reversing Entry	74,925,532.15	34,882,365.66	
				0.00
SDA0100	Div of Aeronautics	-9,574,445.27		
RCPT	Receipt	0.00	8,463.46	
RXFR	Transfer (Regular)	309,936.24	4,322,273.28	
SDIS	Distribution (Special Fund)	0.00	4,078,649.75	
SPEC	Special Reversing Entry	4,322,239.05	113,106.18	
WARR	Warrants	4,912,515.76	0.00	
				-8,552,246.89
SDB0100	Bd Of Dispensing Opticians-O	-267,634.23		
COFF	Checks Charged Off	60.00	0.00	
RCPT	Receipt	0.00	9,620.00	
RXFR	Transfer (Regular)	7,128.09	112.35	
SDIS	Distribution (Special Fund)	0.00	9,411.81	
SPEC	Special Reversing Entry	9,620.00	60.00	
WARR	Warrants	16,016.93	0.00	

Fund Transaction by Type

Start Date:7/1/19 End Date:12/31/19

Fund	Fund Description	Beginning Balance		Ending Balance
Type	Type Description	Debits	Credits	
				-254,013.37
SDC0100	Div of Correction Farm	-770,280.67		
RCPT	Receipt	0.00	3,391,891.39	
RXFR	Transfer (Regular)	1,154,289.46	5,606,537.44	
SDIS	Distribution (Special Fund)	0.00	3,253,503.56	
SPEC	Special Reversing Entry	3,304,726.83	0.00	
WARR	Warrants	5,971,830.15	0.00	
				-2,591,366.62
SDD0100	Div Correction Prison Industry	-2,111,948.57		
RCPT	Receipt	0.00	3,658,132.94	
RXFR	Transfer (Regular)	1,096,554.18	44,951.90	
SDIS	Distribution (Special Fund)	0.00	3,336,913.31	
SPEC	Special Reversing Entry	3,389,449.78	0.00	
WARR	Warrants	2,897,043.38	182.75	
				-1,769,082.13
SDF0101	State Forestry 19-6-411	-4,417,802.85		
RCPT	Receipt	0.00	5,324,867.99	
RXFR	Transfer (Regular)	3,716,284.73	269,397.91	
SDIS	Distribution (Special Fund)	0.00	4,028,710.93	
SPEC	Special Reversing Entry	4,142,251.02	14,400.10	
WARR	Warrants	2,092,036.93	0.00	
				-4,104,607.10
SDG0000	Game Protection Fund	-9,913,423.14		
COFF	Checks Charged Off	159.00	0.00	
DXFR	Transfer (Deduction)	0.00	77,729.53	
RCPT	Receipt	0.00	34,011,180.96	
RXFR	Transfer (Regular)	24,058,033.97	19,332,126.63	
SDIS	Distribution (Special Fund)	0.00	19,391,120.67	
SPEC	Special Reversing Entry	19,696,574.11	159.00	
WARR	Warrants	20,392,656.61	0.00	
				-18,578,316.24
SDG0001	Operating Reserve 19-6-420	-8,213,049.34		
DXFR	Transfer (Deduction)	0.00	111,434.07	
RXFR	Transfer (Regular)	0.00	1,800,000.00	
				-10,124,483.41
SDG0100	GPF-License Plate Fnd	-3,738,221.70		
DXFR	Transfer (Deduction)	0.00	41,318.31	
RXFR	Transfer (Regular)	77,721.24	438,467.28	
WARR	Warrants	651,381.64	0.00	
				-3,488,904.41
SDG0101	ED CTR CONSTRUCTION 19-€	-7,485,890.95		
DXFR	Transfer (Deduction)	0.00	70,595.41	
RCPT	Receipt	0.00	2,084,931.45	
WARR	Warrants	4,679,682.77	0.00	
				-4,961,735.04
SDG0102	AGFC Donations Fund (0080)	-227,942.29		
DXFR	Transfer (Deduction)	0.00	2,553.40	
RXFR	Transfer (Regular)	0.00	1,595.00	
				-232,090.69
SDG0103	AGFC Earmarked Funds (0080)	-21,438.56		
DXFR	Transfer (Deduction)	0.00	674.15	

Fund Transaction by Type

Start Date:7/1/19 End Date:12/31/19

Fund	Fund Description	Beginning Balance		Ending Balance
Type	Type Description	Debits	Credits	
RXFR	Transfer (Regular)	99,662.65	251,088.25	
WARR	Warrants	165,435.32	0.00	
				-8,102.99
SDG0200	GPF-Elk Donation Fnd	-104,824.53		
DXFR	Transfer (Deduction)	0.00	1,173.80	
				-105,998.33
SDG0300	Game Protection Partners For	-42.92		
DXFR	Transfer (Deduction)	0.00	17.17	
RXFR	Transfer (Regular)	59.96	0.00	
				-0.13
SDG0500	Game Protection St Francis Mi	-227,104.90		
DXFR	Transfer (Deduction)	0.00	2,214.62	
RXFR	Transfer (Regular)	161,868.04	0.00	
				-67,451.48
SDG0700	Game Protection Nature Cntr (-588,131.10		
DXFR	Transfer (Deduction)	0.00	6,650.13	
RCPT	Receipt	0.00	69,458.91	
RXFR	Transfer (Regular)	0.00	258.36	
WARR	Warrants	50,371.22	0.00	
				-614,127.28
SDG0800	AGFC-Gas Lease (0080(-126,968.44		
DXFR	Transfer (Deduction)	0.00	1,488.98	
RCPT	Receipt	0.00	45,071.07	
SDIS	Distribution (Special Fund)	0.00	44,372.46	
SPEC	Special Reversing Entry	45,071.07	0.00	
WARR	Warrants	26,846.14	0.00	
				-145,983.74
SDG0801	AGFC-Gas Rev Grants (0080)	-403.60		
DXFR	Transfer (Deduction)	0.00	4.52	
				-408.12
SDG0803	AGFC Gas Capital Proj (0080)	-3,494,931.98		
DXFR	Transfer (Deduction)	0.00	39,135.23	
				-3,534,067.21
SDG0804	AGFC Gas Infrastructure Repa	-1,184,360.04		
DXFR	Transfer (Deduction)	0.00	13,262.12	
				-1,197,622.16
SDG1000	Hunters Feeding the Hungry	-343.97		
DXFR	Transfer (Deduction)	0.00	69.09	
RCPT	Receipt	0.00	57,715.00	
RXFR	Transfer (Regular)	0.00	160.00	
WARR	Warrants	50,588.50	0.00	
				-7,699.56
SDG1100	AGFC Hog Erad Prog 19-6-420	-54,506.87		
DXFR	Transfer (Deduction)	0.00	1,654.27	
RXFR	Transfer (Regular)	0.00	201,499.14	
WARR	Warrants	93,534.94	0.00	
				-164,125.34
SDG1200	AGFC Equipment 19-6-420	-3,787,440.81		
DXFR	Transfer (Deduction)	0.00	36,039.35	
RADJ	Receipt Adjustment	650.00	650.00	
RCPT	Receipt	0.00	35,339.12	

Fund Transaction by Type

Start Date:7/1/19 End Date:12/31/19

Fund	Fund Description	Beginning Balance		Ending Balance
Type	Type Description	Debits	Credits	
RXFR	Transfer (Regular)	1,354,000.00	1,678,942.33	
WARR	Warrants	731,650.89	0.00	
				-3,452,110.72
SDG1201	AGFC Fleet Fund	-461,485.25		
DXFR	Transfer (Deduction)	0.00	5,360.21	
RCPT	Receipt	0.00	421,489.45	
RXFR	Transfer (Regular)	0.00	355,588.05	
WARR	Warrants	1,036,106.23	0.00	
				-207,816.73
SDG2000	Black River Settlemen 19-6-42	-13,471,420.71		
DXFR	Transfer (Deduction)	0.00	150,669.01	
RXFR	Transfer (Regular)	4,416.55	42,412.50	
WARR	Warrants	212,392.50	0.00	
				-13,447,693.17
SDH4300	Securities Dept-Operations	-3,565,048.51		
RCPT	Receipt	0.00	4,308,244.31	
RXFR	Transfer (Regular)	1,303,925.07	1,968.01	
SDIS	Distribution (Special Fund)	0.00	4,239,546.75	
SPEC	Special Reversing Entry	4,306,294.31	0.00	
WARR	Warrants	454,258.67	0.00	
				-6,050,329.53
SDI0000	Interpreters Deaf/Hearing Imp	-126,541.60		
COFF	Checks Charged Off	115.00	0.00	
RCPT	Receipt	0.00	8,790.00	
RXFR	Transfer (Regular)	0.00	0.17	
SDIS	Distribution (Special Fund)	0.00	8,540.52	
SPEC	Special Reversing Entry	8,790.00	115.00	
WARR	Warrants	1,669.92	0.00	
				-133,412.37
SDL0100	Commercial Drivers Lic	-7,950,588.38		
RXFR	Transfer (Regular)	135,723.27	1,934,973.32	
SDIS	Distribution (Special Fund)	0.00	1,874,930.62	
SPEC	Special Reversing Entry	1,934,973.32	60.39	
WARR	Warrants	1,352,969.08	0.00	
				-8,336,887.04
SDL0200	Motor Carr Sys Enh 27-14-602	-95,576.36		
RXFR	Transfer (Regular)	0.00	67,156.00	
SDIS	Distribution (Special Fund)	0.00	65,074.16	
SPEC	Special Reversing Entry	67,156.00	0.00	
				-160,650.52
SDN0100	St Crime Lab-DNA Det Oprs	-1,413,824.31		
RCPT	Receipt	0.00	511,815.42	
SDIS	Distribution (Special Fund)	0.00	495,949.14	
SPEC	Special Reversing Entry	511,815.42	0.00	
WARR	Warrants	733,289.66	0.00	
				-1,176,483.79
SDO0100	Oil & Gas Comm-Operations	-40,907,923.24		
RCPT	Receipt	0.00	1,209,890.00	
RXFR	Transfer (Regular)	1,591,042.42	142,193.38	
SDIS	Distribution (Special Fund)	0.00	1,176,538.12	
SPEC	Special Reversing Entry	1,195,926.18	0.00	

Fund Transaction by Type

Start Date:7/1/19 End Date:12/31/19

Fund	Fund Description	Beginning Balance		Ending Balance
Type	Type Description	Debits	Credits	
WARR	Warrants	1,028,680.66	0.00	
				-39,620,895.48
SDP0101	Plant Board 19-6-408	-13,179,484.08		
RCPT	Receipt	0.00	2,695,319.63	
RXFR	Transfer (Regular)	2,825,031.14	3,263.94	
SDIS	Distribution (Special Fund)	0.00	2,389,390.61	
SPEC	Special Reversing Entry	2,427,009.27	0.00	
WARR	Warrants	1,095,795.76	0.00	
				-11,919,622.09
SDP4601	Plant Board Grain Warehouse	-155,824.08		
RXFR	Transfer (Regular)	218,454.86	500,000.00	
WARR	Warrants	58,297.49	0.00	
				-379,071.73
SDT0200	DDS-Storem Pmt-Warren	-77,837.29		
RCPT	Receipt	0.00	5,187.61	
SDIS	Distribution (Special Fund)	0.00	5,026.80	
SPEC	Special Reversing Entry	5,187.61	0.00	
WARR	Warrants	18,857.17	0.00	
				-64,006.92
SDV0000	Dom Violence Shelter (0610)	-47,765.38		
RCPT	Receipt	0.00	25,375.63	
SDIS	Distribution (Special Fund)	0.00	24,588.98	
SPEC	Special Reversing Entry	25,375.63	0.00	
				-72,354.36
SEA0000	Educational Adequacy	-286,461,341.99		
LCRT	General Letter of Cert	0.00	14,928,561.00	
RXFR	Transfer (Regular)	772,246,851.18	478,665,922.16	
SDIS	Distribution (Special Fund)	0.00	244,093,411.88	
SPEC	Special Reversing Entry	476,660,858.04	224,758,472.19	
				0.00
SEF0100	ASP Equipment-AFIS System	-8,157,707.21		
COFF	Checks Charged Off	540.25	0.00	
RADJ	Receipt Adjustment	0.00	525.00	
RCPT	Receipt	0.00	2,605,168.95	
RXFR	Transfer (Regular)	1,100,027.29	2,073.13	
SDIS	Distribution (Special Fund)	0.00	1,812,457.31	
SPEC	Special Reversing Entry	1,841,160.70	168.00	
WARR	Warrants	1,248,525.11	0.00	
				-8,387,846.25
SEF0200	MOVEAR MAINTAND OPER (0:	-1,937,735.86		
RXFR	Transfer (Regular)	76,683.10	1,001,905.68	
WARR	Warrants	431,513.18	0.00	
				-2,431,445.26
SEP0000	Drug/Crime Enf/Pros Act 1086/	-1,475,813.42		
RCPT	Receipt	0.00	590,985.40	
SDIS	Distribution (Special Fund)	0.00	572,664.84	
SPEC	Special Reversing Entry	590,985.40	0.00	
WARR	Warrants	1,156,685.12	0.00	
				-891,793.14
SFP0000	Fire Protection Prem Tax	-4,494,636.80		
RADJ	Receipt Adjustment	0.00	3,659,401.00	

Fund Transaction by Type

Start Date:7/1/19 End Date:12/31/19

Fund	Fund Description	Beginning Balance		Ending Balance
Type	Type Description	Debits	Credits	
RXFR	Transfer (Regular)	8,040,596.37	0.00	
SDIS	Distribution (Special Fund)	0.00	3,545,959.57	
SPEC	Special Reversing Entry	3,659,401.00	0.00	
				0.00
SFP0100	Fire Prot Prem-Arkansas	-5,154.77		
RXFR	Transfer (Regular)	0.00	62,716.66	
WARR	Warrants	67,871.43	0.00	
				0.00
SFP0200	Fire Prot Prem-Ashley	-48,558.50		
RXFR	Transfer (Regular)	0.00	111,764.29	
WARR	Warrants	150,400.83	0.00	
				-9,921.96
SFP0300	Fire Prot Prem-Baxter	-11,736.13		
RXFR	Transfer (Regular)	0.00	143,122.63	
WARR	Warrants	154,858.76	0.00	
				0.00
SFP0400	Fire Prot Prem-Benton	-144,792.19		
RXFR	Transfer (Regular)	0.00	310,367.02	
WARR	Warrants	454,426.46	0.00	
				-732.75
SFP0500	Fire Prot Prem-Boone	-14,321.38		
RXFR	Transfer (Regular)	0.00	117,392.71	
WARR	Warrants	131,714.09	0.00	
				0.00
SFP0600	Fire Prot Prem-Bradley	-27,275.34		
RXFR	Transfer (Regular)	0.00	41,811.11	
WARR	Warrants	65,167.20	0.00	
				-3,919.25
SFP0700	Fire Prot Prem-Calhoun	-15,024.88		
RXFR	Transfer (Regular)	0.00	41,007.05	
WARR	Warrants	53,448.44	0.00	
				-2,583.49
SFP0800	Fire Prot Prem-Carroll	-23,329.11		
RXFR	Transfer (Regular)	0.00	77,993.79	
WARR	Warrants	101,322.90	0.00	
				0.00
SFP0900	Fire Prot Prem-Chicot	-11,550.51		
RXFR	Transfer (Regular)	0.00	41,007.05	
WARR	Warrants	52,557.56	0.00	
				0.00
SFP1000	Fire Prot Prem-Clark	-30,172.56		
RXFR	Transfer (Regular)	0.00	90,858.75	
WARR	Warrants	89,802.69	0.00	
				-31,228.62
SFP1100	Fire Prot Prem-Clay	-128,306.57		
RXFR	Transfer (Regular)	0.00	88,446.56	
WARR	Warrants	83,921.42	0.00	
				-132,831.71
SFP1200	Fire Prot Prem-Cleburne	-56,874.65		
RXFR	Transfer (Regular)	0.00	89,250.63	

Fund Transaction by Type

Start Date:7/1/19 End Date:12/31/19

Fund	Fund Description	Beginning Balance		Ending Balance
Type	Type Description	Debits	Credits	
WARR	Warrants	145,125.28	0.00	-1,000.00
SFP1300	Fire Prot Prem-Cleveland	-34,618.75		
RXFR	Transfer (Regular)	0.00	53,067.94	
WARR	Warrants	87,686.69	0.00	0.00
SFP1400	Fire Prot Prem-Columbia	-48,141.71		
RXFR	Transfer (Regular)	0.00	99,703.39	
WARR	Warrants	136,343.77	0.00	-11,501.33
SFP1500	Fire Prot Prem-Conway	-116,939.73		
RXFR	Transfer (Regular)	0.00	83,622.20	
WARR	Warrants	132,284.32	0.00	-68,277.61
SFP1600	Fire Prot Prem-Craighead	-45,229.09		
RXFR	Transfer (Regular)	0.00	233,981.37	
WARR	Warrants	279,210.46	0.00	0.00
SFP1700	Fire Prot Prem-Crawford	-70,062.95		
RXFR	Transfer (Regular)	0.00	159,203.81	
WARR	Warrants	229,266.76	0.00	0.00
SFP1800	Fire Prot Prem-Crittenden	-146,799.71		
RXFR	Transfer (Regular)	0.00	106,135.88	
WARR	Warrants	123,228.15	0.00	-129,707.44
SFP1900	Fire Prot Prem-Cross	-37,310.51		
RXFR	Transfer (Regular)	0.00	67,541.02	
WARR	Warrants	90,200.35	0.00	-14,651.18
SFP2000	Fire Prot Prem-Dallas	-28,074.39		
RXFR	Transfer (Regular)	0.00	36,182.68	
WARR	Warrants	64,257.07	0.00	0.00
SFP2100	Fire Prot Prem-Desha	-25,560.39		
RXFR	Transfer (Regular)	0.00	57,088.24	
WARR	Warrants	66,594.70	0.00	-16,053.93
SFP2200	Fire Prot Prem-Drew	-48,717.80		
RXFR	Transfer (Regular)	0.00	64,324.77	
WARR	Warrants	53,580.35	0.00	-59,462.22
SFP2300	Fire Prot Prem-Faulkner	-78,441.47		
RXFR	Transfer (Regular)	0.00	184,933.73	
WARR	Warrants	247,213.85	0.00	-16,161.35
SFP2400	Fire Prot Prem-Franklin	-52,699.31		
RXFR	Transfer (Regular)	0.00	77,993.79	
WARR	Warrants	114,144.99	0.00	-16,548.11

Fund Transaction by Type

Start Date:7/1/19 End Date:12/31/19

Fund	Fund Description	Beginning Balance		Ending Balance
Type	Type Description	Debits	Credits	
SFP2500	Fire Prot Prem-Fulton	-27,003.83		
RXFR	Transfer (Regular)	0.00	67,541.02	
WARR	Warrants	91,837.00	0.00	
				-2,707.85
SFP2600	Fire Prot Prem-Garland	-36,847.33		
RXFR	Transfer (Regular)	0.00	250,866.60	
WARR	Warrants	287,713.93	0.00	
				0.00
SFP2700	Fire Prot Prem-Grant	-25,575.39		
RXFR	Transfer (Regular)	0.00	90,858.75	
WARR	Warrants	116,434.14	0.00	
				0.00
SFP2800	Fire Prot Prem-Greene	-30,317.79		
RXFR	Transfer (Regular)	0.00	111,764.29	
WARR	Warrants	134,038.02	0.00	
				-8,044.06
SFP2900	Fire Prot Prem-Hempstead	-65,337.12		
RXFR	Transfer (Regular)	0.00	151,967.27	
WARR	Warrants	169,820.86	0.00	
				-47,483.53
SFP3000	Fire Prot Prem-Hot Spring	-57,931.62		
RXFR	Transfer (Regular)	0.00	117,392.71	
WARR	Warrants	159,604.17	0.00	
				-15,720.16
SFP3100	Fire Prot Prem-Howard	-30,482.07		
RXFR	Transfer (Regular)	0.00	60,304.47	
WARR	Warrants	70,536.34	0.00	
				-20,250.20
SFP3200	Fire Prot Prem-Independence	-20,021.58		
RXFR	Transfer (Regular)	0.00	152,771.34	
WARR	Warrants	172,792.92	0.00	
				0.00
SFP3300	Fire Prot Prem-Izard	-34,417.40		
RXFR	Transfer (Regular)	0.00	73,169.44	
WARR	Warrants	104,653.37	0.00	
				-2,933.47
SFP3400	Fire Prot Prem-Jackson	-26,915.41		
RXFR	Transfer (Regular)	0.00	76,385.67	
WARR	Warrants	89,272.24	0.00	
				-14,028.84
SFP3500	Fire Prot Prem-Jefferson	-76,250.53		
RXFR	Transfer (Regular)	0.00	186,541.84	
WARR	Warrants	237,607.20	0.00	
				-25,185.17
SFP3600	Fire Prot Prem-Johnson	-35,170.60		
RXFR	Transfer (Regular)	0.00	84,426.26	
WARR	Warrants	105,521.58	0.00	
				-14,075.28
SFP3700	Fire Prot Prem-Lafayette	-37,241.38		
RXFR	Transfer (Regular)	0.00	57,088.24	

Fund Transaction by Type

Start Date:7/1/19 End Date:12/31/19

Fund	Fund Description	Beginning Balance		Ending Balance
Type	Type Description	Debits	Credits	
WARR	Warrants	94,329.62	0.00	0.00
SFP3800	Fire Prot Prem-Lawrence	-19,187.27		
RXFR	Transfer (Regular)	0.00	77,189.73	
WARR	Warrants	82,694.07	0.00	-13,682.93
SFP3900	Fire Prot Prem-Lee	-17,419.00		
RXFR	Transfer (Regular)	0.00	58,696.36	
WARR	Warrants	69,867.46	0.00	-6,247.90
SFP4000	Fire Prot Prem-Lincoln	-69,874.01		
RXFR	Transfer (Regular)	0.00	90,054.67	
WARR	Warrants	103,651.92	0.00	-56,276.76
SFP4100	Fire Prot Prem-Little River	-39,470.59		
RXFR	Transfer (Regular)	0.00	61,912.57	
WARR	Warrants	62,692.86	0.00	-38,690.30
SFP4200	Fire Prot Prem-Logan	-45,516.97		
RXFR	Transfer (Regular)	0.00	85,230.30	
WARR	Warrants	100,149.98	0.00	-30,597.29
SFP4300	Fire Prot Prem-Lonoke	-63,872.25		
RXFR	Transfer (Regular)	0.00	136,690.12	
WARR	Warrants	181,378.35	0.00	-19,184.02
SFP4400	Fire Prot Prem-Madison	-56,364.09		
RXFR	Transfer (Regular)	0.00	76,385.65	
WARR	Warrants	121,734.03	0.00	-11,015.71
SFP4500	Fire Prot Prem-Marion	-12,216.47		
RXFR	Transfer (Regular)	0.00	80,405.96	
WARR	Warrants	83,201.08	0.00	-9,421.35
SFP4600	Fire Prot Prem-Miller	-62,141.16		
RXFR	Transfer (Regular)	0.00	115,784.57	
WARR	Warrants	151,877.64	0.00	-26,048.09
SFP4700	Fire Prot Prem-Mississippi	-87,220.90		
RXFR	Transfer (Regular)	0.00	142,318.54	
WARR	Warrants	223,456.15	0.00	-6,083.29
SFP4800	Fire Prot Prem-Monroe	-10,955.84		
RXFR	Transfer (Regular)	0.00	42,615.14	
WARR	Warrants	51,505.57	0.00	-2,065.41
SFP4900	Fire Prot Prem-Montgomery	-41,163.43		
RXFR	Transfer (Regular)	0.00	53,067.92	
WARR	Warrants	72,698.11	0.00	-21,533.24

Fund Transaction by Type

Start Date:7/1/19 End Date:12/31/19

Fund	Fund Description	Beginning Balance		Ending Balance
Type	Type Description	Debits	Credits	
SFP5000	Fire Prot Prem-Nevada	-34,004.70		
RXFR	Transfer (Regular)	0.00	46,635.44	
WARR	Warrants	63,990.32	0.00	
				-16,649.82
SFP5100	Fire Prot Prem-Newton	-23,880.77		
RXFR	Transfer (Regular)	0.00	53,871.98	
WARR	Warrants	64,925.99	0.00	
				-12,826.76
SFP5200	Fire Prot Prem-Ouachita	-124,309.37		
RXFR	Transfer (Regular)	0.00	110,156.15	
WARR	Warrants	148,262.66	0.00	
				-86,202.86
SFP5300	Fire Prot Prem-Perry	-16,316.14		
RXFR	Transfer (Regular)	0.00	49,851.67	
WARR	Warrants	55,596.31	0.00	
				-10,571.50
SFP5400	Fire Prot Prem-Phillips	-68,624.13		
RXFR	Transfer (Regular)	0.00	90,054.66	
WARR	Warrants	137,285.91	0.00	
				-21,392.88
SFP5500	Fire Prot Prem-Pike	-32,985.99		
RXFR	Transfer (Regular)	0.00	69,953.18	
WARR	Warrants	84,903.05	0.00	
				-18,036.12
SFP5600	Fire Prot Prem-Poinsett	-14,864.52		
RXFR	Transfer (Regular)	0.00	91,662.78	
WARR	Warrants	106,527.30	0.00	
				0.00
SFP5700	Fire Prot Prem-Polk	-58,858.59		
RXFR	Transfer (Regular)	0.00	81,210.01	
WARR	Warrants	132,034.34	0.00	
				-8,034.26
SFP5800	Fire Prot Prem-Pope	-33,085.02		
RXFR	Transfer (Regular)	0.00	139,102.31	
WARR	Warrants	172,187.33	0.00	
				0.00
SFP5900	Fire Prot Prem-Prairie	-46,800.92		
RXFR	Transfer (Regular)	0.00	66,736.93	
WARR	Warrants	101,225.21	0.00	
				-12,312.64
SFP6000	Fire Prot Prem-Pulaski	-38,824.03		
RXFR	Transfer (Regular)	0.00	481,631.71	
WARR	Warrants	506,611.72	0.00	
				-13,844.02
SFP6100	Fire Prot Prem-Randolph	-19,745.84		
RXFR	Transfer (Regular)	0.00	77,189.71	
WARR	Warrants	92,338.33	0.00	
				-4,597.22
SFP6200	Fire Prot Prem-Saline	-82,001.46		
RXFR	Transfer (Regular)	0.00	241,217.88	

Fund Transaction by Type

Start Date:7/1/19 End Date:12/31/19

Fund	Fund Description	Beginning Balance		Ending Balance
Type	Type Description	Debits	Credits	
WARR	Warrants	323,219.34	0.00	0.00
SFP6300	Fire Prot Prem-Scott	-20,797.26		
RXFR	Transfer (Regular)	0.00	47,439.50	
WARR	Warrants	68,236.76	0.00	0.00
SFP6400	Fire Prot Prem-Searcy	-72,737.71		
RXFR	Transfer (Regular)	0.00	58,696.34	
WARR	Warrants	79,001.18	0.00	-52,432.87
SFP6500	Fire Prot Prem-Sebastian	-49,860.79		
RXFR	Transfer (Regular)	0.00	165,636.26	
WARR	Warrants	195,787.53	0.00	-19,709.52
SFP6600	Fire Prot Prem-Sevier	-44,640.50		
RXFR	Transfer (Regular)	0.00	65,932.88	
WARR	Warrants	107,342.62	0.00	-3,230.76
SFP6700	Fire Prot Prem-Sharp	-24,606.19		
RXFR	Transfer (Regular)	0.00	104,527.74	
WARR	Warrants	115,305.82	0.00	-13,828.11
SFP6800	Fire Prot Prem-St. Francis	-37,626.39		
RXFR	Transfer (Regular)	0.00	116,588.63	
WARR	Warrants	133,143.14	0.00	-21,071.88
SFP6900	Fire Prot Prem-Stone	-39,354.87		
RXFR	Transfer (Regular)	0.00	61,912.57	
WARR	Warrants	91,410.47	0.00	-9,856.97
SFP7000	Fire Prot Prem-Union	-122,136.19		
RXFR	Transfer (Regular)	0.00	161,615.98	
WARR	Warrants	263,552.83	0.00	-20,199.34
SFP7100	Fire Prot Prem-Van Buren	-13,887.84		
RXFR	Transfer (Regular)	0.00	94,879.02	
WARR	Warrants	92,647.00	0.00	-16,119.86
SFP7200	Fire Prot Prem-Washington	-80,432.97		
RXFR	Transfer (Regular)	0.00	278,204.62	
WARR	Warrants	358,637.59	0.00	0.00
SFP7300	Fire Prot Prem-White	-74,094.88		
RXFR	Transfer (Regular)	0.00	217,900.14	
WARR	Warrants	285,213.56	0.00	-6,781.46
SFP7400	Fire Prot Prem-Woodruff	-4,412.46		
RXFR	Transfer (Regular)	0.00	37,791.17	
WARR	Warrants	42,203.63	0.00	0.00

Fund Transaction by Type

Start Date:7/1/19 End Date:12/31/19

Fund	Fund Description	Beginning Balance		Ending Balance
Type	Type Description	Debits	Credits	
SFP7500	Fire Prot Prem-Yell	-24,140.76		
RXFR	Transfer (Regular)	0.00	89,250.61	
WARR	Warrants	113,391.37	0.00	0.00
SFR0100	Fire/Police Pension/Relief	-46,589,473.61		
WARR	Warrants	45,368,992.03	0.00	-1,220,481.58
SFR0300	Fire&Police Pension Adl (0620	-2,057,411.32		
WARR	Warrants	2,057,411.31	0.00	-0.01
SFR0400	Fire&Police Pension Suppl(06:	-604,580.00		
WARR	Warrants	603,600.00	0.00	-980.00
SFR0500	Fire&PolicePension FutSup(0€	-11,487,295.30		
WARR	Warrants	4,919,780.00	0.00	-6,567,515.30
SFS0000	Cigarette Fire Safe 697/09	-334,701.50		
RCPT	Receipt	0.00	6,000.00	
SDIS	Distribution (Special Fund)	0.00	5,907.00	
SPEC	Special Reversing Entry	6,000.00	0.00	-340,608.50
SGI0200	Ind Pat Hosp-Emeg Med Prgm:	-26,744.16		
WARR	Warrants	26,744.16	0.00	0.00
SGS0100	Corn Grain Sorghum Bd-Oper:	-540,338.84		
RCPT	Receipt	0.00	434,466.49	
RXFR	Transfer (Regular)	24,900.79	115,356.54	
SDIS	Distribution (Special Fund)	0.00	508,640.52	
SPEC	Special Reversing Entry	549,813.60	24,900.79	
WARR	Warrants	4,499.26	0.00	-1,044,489.53
SHA0000	Dept of Hlth-HVACR	-365,330.80		
COFF	Checks Charged Off	15.00	0.00	
RADJ	Receipt Adjustment	2,919.61	1,029.61	
RCPT	Receipt	0.00	2,678.00	
RXFR	Transfer (Regular)	366,136.59	30.00	
SDIS	Distribution (Special Fund)	14.77	790.56	
SPEC	Special Reversing Entry	3,710.40	2,922.40	
TELL	Teller	0.00	15.00	0.00
SHA0200	HVACR Licensing	0.00		
COFF	Checks Charged Off	230.00	0.00	
RADJ	Receipt Adjustment	1,029.61	1,129.61	
RCPT	Receipt	0.00	286,858.92	
RXFR	Transfer (Regular)	214,836.26	361,934.63	
SDIS	Distribution (Special Fund)	0.00	282,078.93	
SPEC	Special Reversing Entry	287,767.40	1,247.40	
WARR	Warrants	49,785.17	0.00	-379,601.05
SHF0100	DAH Special Director	-4,826,830.35		
RCPT	Receipt	0.00	56,626.80	

Fund Transaction by Type

Start Date:7/1/19 End Date:12/31/19

Fund	Fund Description	Beginning Balance		Ending Balance
Type	Type Description	Debits	Credits	
RXFR	Transfer (Regular)	2,932,026.63	3,495,193.26	
WARR	Warrants	997,070.34	0.00	
				-4,449,553.44
SHF0200	DAH Special Delta Cultural Ctr	-6,570.06		
RCPT	Receipt	0.00	890.57	
RXFR	Transfer (Regular)	0.00	135,000.00	
WARR	Warrants	122,753.74	0.00	
				-19,706.89
SHF0300	DAH Special Arts Council	-22,675.00		
RXFR	Transfer (Regular)	0.00	430,000.00	
WARR	Warrants	423,330.85	0.00	
				-29,344.15
SHF0400	DAH Special Old State House	-8,279.69		
RXFR	Transfer (Regular)	0.00	224,000.00	
WARR	Warrants	229,869.49	0.00	
				-2,410.20
SHF0500	DAH Special Hist Preservation	-3,067.42		
WARR	Warrants	468.62	0.00	
				-2,598.80
SHF0600	DAH Special Natural Heritage	-8,314.48		
RCPT	Receipt	0.00	143.92	
RXFR	Transfer (Regular)	0.00	115,000.00	
WARR	Warrants	110,086.10	0.00	
				-13,372.30
SHF0610	DAH Special State Archives	-5,059.20		
RXFR	Transfer (Regular)	0.00	5,000.00	
WARR	Warrants	6,842.74	0.00	
				-3,216.46
SHF0700	DAH Special Terr Restoration	-46,304.91		
RCPT	Receipt	0.00	8.18	
RXFR	Transfer (Regular)	0.00	225,000.00	
WARR	Warrants	251,399.38	0.00	
				-19,913.71
SHF0900	DAH Special Mosaic Templars	-2,753.26		
RXFR	Transfer (Regular)	0.00	70,000.00	
WARR	Warrants	62,492.95	0.00	
				-10,260.31
SHI0000	AR Highway Transfer (0090)	-73,851,004.84		
RXFR	Transfer (Regular)	93,851,004.84	20,000,000.00	
				0.00
SHK0000	Milk Inspection	-194,590.36		
RADJ	Receipt Adjustment	250.00	0.00	
RCPT	Receipt	0.00	186,729.63	
RXFR	Transfer (Regular)	203,711.66	250.00	
SDIS	Distribution (Special Fund)	0.00	183,589.20	
SPEC	Special Reversing Entry	186,729.63	250.00	
				-174,717.90
SHL0000	Plumbers Licensing	-906,673.22		
COFF	Checks Charged Off	275.00	0.00	
RADJ	Receipt Adjustment	0.00	250.00	
RCPT	Receipt	0.00	323,036.00	

Fund Transaction by Type

Start Date:7/1/19

End Date:12/31/19

Fund	Fund Description	Beginning Balance		Ending Balance
Type	Type Description	Debits	Credits	
RXFR	Transfer (Regular)	538,709.12	13,410.20	
SDIS	Distribution (Special Fund)	0.00	314,878.54	
SPEC	Special Reversing Entry	320,111.00	275.00	
				-699,427.84
SHM0100	Mfg Home Comm-Operations	-513,073.15		
RCPT	Receipt	0.00	161,261.77	
RXFR	Transfer (Regular)	79,124.83	31.52	
SDIS	Distribution (Special Fund)	0.00	79,262.09	
SPEC	Special Reversing Entry	80,510.00	0.00	
WARR	Warrants	29,015.37	0.00	
				-564,978.33
SHW0000	Haz Waste Permit Fee	-4,577,095.99		
RCPT	Receipt	0.00	379,891.36	
RXFR	Transfer (Regular)	627,750.29	0.00	
SDIS	Distribution (Special Fund)	0.00	353,656.46	
SPEC	Special Reversing Entry	359,224.44	0.00	
WARR	Warrants	136,818.58	0.00	
				-4,186,850.50
SIA0101	L/P Equine Infectious Anemia	-544,744.47		
RADJ	Receipt Adjustment	43.00	0.00	
RCPT	Receipt	0.00	62,737.70	
RXFR	Transfer (Regular)	28,355.11	0.00	
SDIS	Distribution (Special Fund)	0.00	61,722.93	
SPEC	Special Reversing Entry	62,737.70	43.00	
WARR	Warrants	21,154.85	0.00	
				-556,957.44
SIB0100	Bank Department-Operations	-17,248,838.40		
RCPT	Receipt	0.00	6,722,428.02	
RXFR	Transfer (Regular)	3,625,004.18	961.60	
SDIS	Distribution (Special Fund)	0.00	6,597,932.41	
SPEC	Special Reversing Entry	6,701,810.47	0.00	
WARR	Warrants	1,029,410.25	0.00	
				-19,213,935.53
SIE0000	Investor Education (0410)	-856,614.42		
RCPT	Receipt	0.00	42,040.00	
WARR	Warrants	104,191.37	0.00	
				-794,463.05
SIL0100	LP Gas Board Oprs	-1,513,756.92		
RCPT	Receipt	0.00	387,064.69	
RXFR	Transfer (Regular)	232,774.60	81.00	
SDIS	Distribution (Special Fund)	0.00	379,970.23	
SPEC	Special Reversing Entry	385,952.50	0.00	
WARR	Warrants	75,587.49	0.00	
				-1,586,558.25
SIP0101	Poultry & Egg Grading 19-6-40	-5,967,026.64		
RADJ	Receipt Adjustment	6,562.94	6,562.94	
RCPT	Receipt	0.00	1,237,518.39	
RXFR	Transfer (Regular)	946,997.39	0.00	
SDIS	Distribution (Special Fund)	0.00	790,671.39	
SPEC	Special Reversing Entry	803,119.74	0.00	
WARR	Warrants	380,046.81	0.00	

Fund Transaction by Type

Start Date:7/1/19 End Date:12/31/19

Fund	Fund Description	Beginning Balance		Ending Balance
Type	Type Description	Debits	Credits	
				-5,865,052.48
SIR0000	Commercial Truck Safety/Educ	-3,705,880.34		
RXFR	Transfer (Regular)	0.00	2,000,000.00	
SDIS	Distribution (Special Fund)	0.00	1,938,000.00	
SPEC	Special Reversing Entry	2,000,000.00	0.00	
WARR	Warrants	482,385.00	0.00	
				-5,161,495.34
SIS0000	Road/Bridge/ Rep/Maint/Gant	-120,671.71		
RXFR	Transfer (Regular)	0.00	416,741.69	
SDIS	Distribution (Special Fund)	0.00	403,822.70	
SPEC	Special Reversing Entry	416,741.69	0.00	
WARR	Warrants	469,635.00	0.00	
				-54,859.41
SJP0100	Public Service-Utilities	-3,745,341.32		
RCPT	Receipt	0.00	8,659,184.61	
RXFR	Transfer (Regular)	3,217,500.41	453.21	
SDIS	Distribution (Special Fund)	0.00	8,495,427.71	
SPEC	Special Reversing Entry	8,629,180.00	0.00	
WARR	Warrants	1,163,142.89	0.00	
				-7,890,583.55
SKL0000	Skills Development 19-6-830	-22,485,792.79		
RXFR	Transfer (Regular)	22,319,431.04	0.00	
WARR	Warrants	151,806.57	0.00	
				-14,555.18
SKL0001	Skills Development	0.00		
RXFR	Transfer (Regular)	153,283.71	29,035,043.75	
WARR	Warrants	1,613,075.31	0.00	
				-27,268,684.73
SLA0000	Public Legal Aid	-0.04		
RXFR	Transfer (Regular)	0.00	203,165.10	
WARR	Warrants	203,165.07	0.00	
				-0.07
SLS0000	Beneficiaries of Fallen Law En	-19,073.99		
RXFR	Transfer (Regular)	0.00	2,686.22	
SDIS	Distribution (Special Fund)	0.00	2,602.94	
SPEC	Special Reversing Entry	2,686.22	0.00	
WARR	Warrants	10,000.00	0.00	
				-11,676.93
SLT0000	LawEnforcementTrngAct372/1	0.00		
RCPT	Receipt	0.00	15,454.33	
SDIS	Distribution (Special Fund)	0.00	14,975.25	
SPEC	Special Reversing Entry	15,454.33	0.00	
				-14,975.25
SMB0000	Recyclables Program 19-6-471	-410,835.82		
RCPT	Receipt	0.00	19,677.87	
RXFR	Transfer (Regular)	300,258.36	0.00	
SDIS	Distribution (Special Fund)	0.00	19,372.87	
SPEC	Special Reversing Entry	19,677.87	0.00	
WARR	Warrants	6,517.16	0.00	
				-123,433.17
SMD0000	Specialty Court Prog 19-6-489	-165,286.44		

Fund Transaction by Type

Start Date:7/1/19 End Date:12/31/19

Fund	Fund Description	Beginning Balance		Ending Balance
Type	Type Description	Debits	Credits	
RCPT	Receipt	0.00	1,143.00	
SDIS	Distribution (Special Fund)	0.00	1,107.56	
SPEC	Special Reversing Entry	1,143.00	0.00	
WARR	Warrants	82,511.28	0.00	
				-83,882.72
SMF0000	Military Funeral Hon 784/09	-243,916.72		
RXFR	Transfer (Regular)	0.00	21,456.70	
SDIS	Distribution (Special Fund)	0.00	20,791.54	
SPEC	Special Reversing Entry	21,456.70	0.00	
WARR	Warrants	7,350.00	0.00	
				-257,358.26
SMH0100	ADEM-Special Rev Fee	-622,621.26		
RADJ	Receipt Adjustment	1,850.00	1,850.00	
RCPT	Receipt	0.00	40,303.40	
RXFR	Transfer (Regular)	74,600.00	500.00	
SDIS	Distribution (Special Fund)	0.00	39,678.70	
SPEC	Special Reversing Entry	42,153.40	1,850.00	
WARR	Warrants	1,424.81	0.00	
				-586,775.15
SMH2017	EMPG TRAIN & EXERCISE 16	0.00		
RCPT	Receipt	0.00	40.73	
				-40.73
SMH2018	EMPG Training & Exercise 17	-39,286.16		
RCPT	Receipt	0.00	31,930.91	
RXFR	Transfer (Regular)	58,194.78	27,315.70	
WARR	Warrants	37,005.85	0.00	
				-3,332.14
SMH2019	EMPG Special Revenue (0995)	0.00		
RCPT	Receipt	0.00	75,854.22	
RXFR	Transfer (Regular)	105,475.05	95,100.00	
WARR	Warrants	55,639.68	0.00	
				-9,839.49
SMI0000	MMImplementOperation (0620)	-1,294,662.04		
COFF	Checks Charged Off	775.00	0.00	
RADJ	Receipt Adjustment	433,040.60	432,111.60	
RCPT	Receipt	0.00	911,063.00	
RXFR	Transfer (Regular)	1,332,010.37	2,706,489.89	
SDIS	Distribution (Special Fund)	0.00	3,479,012.63	
SPEC	Special Reversing Entry	4,049,664.49	473,313.93	
TELL	Teller	50.00	0.00	
				-3,481,112.63
SMI0100	AMMA Refund Holding (0625)	-770,355.00		
RADJ	Receipt Adjustment	108,750.00	7,500.00	
SDIS	Distribution (Special Fund)	98,111.25	0.00	
SPEC	Special Reversing Entry	7,500.00	108,750.00	
				-672,243.75
SML0000	Domestic Peace	-211,446.72		
RCPT	Receipt	0.00	176,878.46	
SDIS	Distribution (Special Fund)	0.00	171,395.23	
SPEC	Special Reversing Entry	176,878.46	0.00	
WARR	Warrants	359,251.93	0.00	

Fund Transaction by Type

Start Date:7/1/19 End Date:12/31/19

Fund	Fund Description	Beginning Balance		Ending Balance
Type	Type Description	Debits	Credits	
				-23,590.02
SMM0100	AMMA Refunds (0625)	-18,750.00		
RADJ	Receipt Adjustment	7,500.00	0.00	
WARR	Warrants	11,250.00	0.00	
				0.00
SMM1000	AMM Commission	0.00		
RADJ	Receipt Adjustment	0.00	109,679.00	
WARR	Warrants	94,629.00	0.00	
				-15,050.00
SMP0000	Division of AR State Police	0.00		
AXFR	Advance Transfer	0.00	26,881,000.00	
GDIS	Distribution (General Fund)	0.00	9,700,717.53	
RXFR	Transfer (Regular)	46,934,472.46	11,855,953.38	
				-1,503,198.45
SMP0100	Divusuib of AR State Police	-2,102,020.35		
COFF	Checks Charged Off	1,205.00	0.00	
RADJ	Receipt Adjustment	525.00	0.00	
RCPT	Receipt	0.00	2,947,124.12	
RXFR	Transfer (Regular)	33,366,601.74	40,089,298.47	
SDIS	Distribution (Special Fund)	0.00	7,725,655.81	
SPEC	Special Reversing Entry	7,956,468.85	930.00	
WARR	Warrants	9,146,691.17	0.00	
				-2,393,536.99
SMP0200	ASP Indirect Admin Costs	0.00		
RXFR	Transfer (Regular)	4,997,602.50	6,223,681.28	
				-1,226,078.78
SMP0300	ASP Special Operating	-3,871.37		
RXFR	Transfer (Regular)	0.00	1,372,876.49	
WARR	Warrants	1,319,693.48	0.00	
				-57,054.38
SMP0500	ASP Used Motor Vehicle	-593,525.90		
COFF	Checks Charged Off	1,000.00	0.00	
RCPT	Receipt	0.00	374,909.49	
RXFR	Transfer (Regular)	239,812.49	18.69	
SDIS	Distribution (Special Fund)	0.00	367,631.98	
SPEC	Special Reversing Entry	374,420.00	1,000.00	
WARR	Warrants	65,780.91	0.00	
				-656,072.66
SMP0600	ASP-PI/Security	-587,671.53		
COFF	Checks Charged Off	40.00	0.00	
RCPT	Receipt	0.00	228,115.00	
RXFR	Transfer (Regular)	141,743.61	3.22	
SDIS	Distribution (Special Fund)	0.00	224,539.83	
SPEC	Special Reversing Entry	228,115.00	40.00	
WARR	Warrants	50,607.73	0.00	
				-619,863.24
SMP0700	ASP Salvage Auction	-524,322.44		
RCPT	Receipt	0.00	42,182.50	
SDIS	Distribution (Special Fund)	0.00	41,528.66	
SPEC	Special Reversing Entry	42,182.50	0.00	
				-565,851.10

Fund Transaction by Type

Start Date:7/1/19 End Date:12/31/19

Fund	Fund Description	Beginning Balance		Ending Balance
Type	Type Description	Debits	Credits	
SMP0800	AR Wireless Network	-156,777.90		
RXFR	Transfer (Regular)	43,138.08	42,640.48	
WARR	Warrants	109,555.09	0.00	
				-46,725.21
SMP1100	ASP Health Plan Hldg Act 1500	-9,462,851.92		
RXFR	Transfer (Regular)	0.00	1,271,001.30	
				-10,733,853.22
SMP2003	ASP Highway Safety 402	-118,862.16		
RCPT	Receipt	0.00	1,557,229.91	
RXFR	Transfer (Regular)	1,883,163.77	1,382,684.16	
WARR	Warrants	1,017,789.04	0.00	
				-157,823.42
SMP2603	ASP Highway Safety 403	0.00		
RCPT	Receipt	0.00	67,854.74	
RXFR	Transfer (Regular)	124,482.76	63,653.80	
WARR	Warrants	7,025.78	0.00	
				0.00
SMP2914	FY2016 COM DRIV LIC PROG(-155.17		
RCPT	Receipt	0.00	1,668.89	
RXFR	Transfer (Regular)	1,824.06	0.00	
				0.00
SMP3014	FY2017 Comm Driver's Lic Pro	-2,820.26		
RCPT	Receipt	0.00	1,825.25	
RXFR	Transfer (Regular)	488.59	0.00	
WARR	Warrants	1,336.66	0.00	
				-2,820.26
SMP3021	Hwy Safety 405 MAP 21Act120	-25,622.06		
RCPT	Receipt	0.00	2,962,927.72	
RXFR	Transfer (Regular)	2,956,109.02	1,658,044.11	
WARR	Warrants	1,604,119.36	0.00	
				-86,365.51
SMP3070	HS 148 Hwy Sfty Improve Func	0.00		
RXFR	Transfer (Regular)	187,100.14	376,712.23	
WARR	Warrants	189,612.09	0.00	
				0.00
SMP3184	E-Crash 19 (0960)	-70,798.00		
RXFR	Transfer (Regular)	211,670.78	411,868.91	
WARR	Warrants	270,996.13	0.00	
				0.00
SMP3193	E-Cite 19 (0960)	-32,867.99		
RXFR	Transfer (Regular)	140,323.16	280,644.32	
WARR	Warrants	173,189.15	0.00	
				0.00
SMP3284	E-Crash 20 (0960)	0.00		
RXFR	Transfer (Regular)	0.00	49,766.70	
WARR	Warrants	17,158.08	0.00	
				-32,608.62
SMP3293	E-Cite 20 (0960)	0.00		
RXFR	Transfer (Regular)	0.00	43,158.74	
WARR	Warrants	15,641.85	0.00	

Fund Transaction by Type

Start Date:7/1/19 End Date:12/31/19

Fund	Fund Description	Beginning Balance		Ending Balance
Type	Type Description	Debits	Credits	
				-27,516.89
SMP4080	Video Storage 19 (0960)			
		-5,861.75		
RXFR	Transfer (Regular)	554,983.28	966,933.79	
WARR	Warrants	417,812.26	0.00	
				0.00
SMP4180	Video Storage 20 (0960)			
		0.00		
RXFR	Transfer (Regular)	0.00	9,332.85	
				-9,332.85
SMP5073	Selective Traffic Enf Program			
		-26,253.36		
RXFR	Transfer (Regular)	1,101,254.45	1,307,586.95	
WARR	Warrants	232,412.59	0.00	
				-173.27
SMP5173	Selective Traffic Enforce Prog			
		0.00		
RXFR	Transfer (Regular)	193,317.94	207,214.89	
WARR	Warrants	9,499.17	0.00	
				-4,397.78
SMP8800	ASP Vehicles (0960)			
		-3,456,924.34		
RADJ	Receipt Adjustment	1.58	1.58	
RCPT	Receipt	0.00	1,276,400.65	
RXFR	Transfer (Regular)	12,418.36	1,696,865.90	
SDIS	Distribution (Special Fund)	0.00	1,188,311.47	
SPEC	Special Reversing Entry	1,226,329.22	1.58	
WARR	Warrants	2,281,003.46	0.00	
				-4,098,752.90
SMS0000	ADH Marine Sanitation			
		-147,062.24		
RXFR	Transfer (Regular)	127,883.44	82,121.60	
				-101,300.40
SNH0100	DHS-Nrs Hm Prsnl Trng-Exp			
		-672,680.64		
COFF	Checks Charged Off	100.00	0.00	
RCPT	Receipt	0.00	26,265.00	
RXFR	Transfer (Regular)	15,764.32	0.00	
SDIS	Distribution (Special Fund)	0.00	25,759.42	
SPEC	Special Reversing Entry	26,265.00	100.00	
				-682,675.74
SNP0100	Nuclear Planning & Response			
		-367,169.08		
RCPT	Receipt	0.00	932,858.72	
RXFR	Transfer (Regular)	622,781.18	665.31	
SDIS	Distribution (Special Fund)	0.00	903,940.09	
SPEC	Special Reversing Entry	932,858.72	0.00	
WARR	Warrants	162,500.00	0.00	
				-486,493.30
SPC0101	L/P Brucellosis Erad/Inspectio			
		-1,181,188.59		
RADJ	Receipt Adjustment	14.00	0.00	
RCPT	Receipt	0.00	266,360.28	
RXFR	Transfer (Regular)	618,424.51	366,867.37	
SDIS	Distribution (Special Fund)	0.00	296,307.21	
SPEC	Special Reversing Entry	632,728.41	326,942.46	
WARR	Warrants	134,160.73	0.00	
				-1,052,338.26
SPD0100	People With Disabilities			
		-24,225.34		
RCPT	Receipt	0.00	6,547.20	

Fund Transaction by Type

Start Date:7/1/19 End Date:12/31/19

Fund	Fund Description	Beginning Balance		Ending Balance
Type	Type Description	Debits	Credits	
SDIS	Distribution (Special Fund)	0.00	6,445.72	
SPEC	Special Reversing Entry	6,547.20	0.00	
WARR	Warrants	7,625.51	0.00	
				-23,045.55
SPF0100	Comty Punshmt Rev-Oprs	-8,653,193.46		
RCPT	Receipt	0.00	7,320,245.86	
RXFR	Transfer (Regular)	1,500,049.54	1,439,722.93	
SDIS	Distribution (Special Fund)	0.00	7,072,278.18	
SPEC	Special Reversing Entry	7,183,624.36	0.00	
WARR	Warrants	5,182,504.54	0.00	
				-10,619,261.99
SPS0101	Livestock/Poultry Special Rev	-1,160,654.33		
COFF	Checks Charged Off	2.00	0.00	
RADJ	Receipt Adjustment	67.00	0.00	
RCPT	Receipt	0.00	892,557.54	
RXFR	Transfer (Regular)	92,463.25	8,740.58	
SDIS	Distribution (Special Fund)	0.00	800,070.88	
SPEC	Special Reversing Entry	812,736.22	69.00	
WARR	Warrants	990,481.49	0.00	
				-966,342.37
SPT0100	Dept Parks Heritage Tourism	-12,726,986.49		
RCPT	Receipt	0.00	34,602.13	
RXFR	Transfer (Regular)	6,197,663.18	18,225,592.50	
SDIS	Distribution (Special Fund)	0.00	3,510.38	
SPEC	Special Reversing Entry	3,622.69	0.00	
WARR	Warrants	15,393,209.92	0.00	
				-9,396,195.71
SRD0000	Long Term Reserve Fund	-126,641,104.96		
RXFR	Transfer (Regular)	0.00	25,944,386.08	
				-152,585,491.04
SRP0100	Rice Research & Promo Bd-Opr	-459,522.48		
COFF	Checks Charged Off	3,909.06	0.00	
RCPT	Receipt	0.00	2,977,117.42	
RXFR	Transfer (Regular)	5,619.97	44,862.88	
SDIS	Distribution (Special Fund)	0.00	2,919,065.29	
SPEC	Special Reversing Entry	3,021,980.30	9,529.03	
WARR	Warrants	2,948,297.93	0.00	
				-430,289.84
SRS0000	Reg Sub Stor Tank Prg	-2,203,037.10		
COFF	Checks Charged Off	6,380.00	0.00	
RCPT	Receipt	0.00	376,071.00	
RXFR	Transfer (Regular)	334,995.50	2,150.00	
SDIS	Distribution (Special Fund)	0.00	234,798.32	
SPEC	Special Reversing Entry	244,875.00	6,380.00	
WARR	Warrants	95,834.53	0.00	
				-2,140,351.39
SSA0000	AR CourtAppointedSpecAdvo	-7,913.38		
RXFR	Transfer (Regular)	0.00	3,275.00	
SDIS	Distribution (Special Fund)	0.00	3,173.46	
SPEC	Special Reversing Entry	3,275.00	0.00	
				-11,086.84

Fund Transaction by Type

Start Date:7/1/19

End Date:12/31/19

Fund	Fund Description	Beginning Balance	Ending Balance
Type	Type Description	Debits	Credits
SSC0480	ADC Sex/Child Offen Reg-048	-191,210.40	
RCPT	Receipt	0.00	15,901.78
SDIS	Distribution (Special Fund)	0.00	15,408.83
SPEC	Special Reversing Entry	15,901.78	0.00
			-206,619.23
SSC0990	ACIC Sex/Child Offend Reg-09	-30,950.56	
RCPT	Receipt	0.00	15,901.78
SDIS	Distribution (Special Fund)	0.00	15,408.83
SPEC	Special Reversing Entry	15,901.78	0.00
			-46,359.39
SSD0000	Individual Sewage Disposal S	-81,627.69	
RADJ	Receipt Adjustment	7,245.00	8,755.00
RCPT	Receipt	0.00	11,735.00
RXFR	Transfer (Regular)	3,207.65	87.25
SDIS	Distribution (Special Fund)	0.00	13,039.70
SPEC	Special Reversing Entry	13,245.00	0.00
			-91,546.99
SSE0000	AR Citizens 1st Resp Safety	-19,197.74	
RCPT	Receipt	0.00	98,909.38
SDIS	Distribution (Special Fund)	0.00	95,843.19
SPEC	Special Reversing Entry	98,909.38	0.00
WARR	Warrants	99,374.16	0.00
			-15,666.77
SST0101	Livestock/Poultry Swine Testir	-1,573.93	
RADJ	Receipt Adjustment	0.00	14.00
RXFR	Transfer (Regular)	0.00	14.00
SDIS	Distribution (Special Fund)	0.00	27.14
SPEC	Special Reversing Entry	28.00	0.00
			-1,601.07
SSV0000	Alcoholic Bev Control 19-6-82:	-752,928.02	
RCPT	Receipt	0.00	181,995.00
RXFR	Transfer (Regular)	189,399.00	0.00
SDIS	Distribution (Special Fund)	0.00	176,353.15
SPEC	Special Reversing Entry	181,995.00	0.00
WARR	Warrants	28,919.39	0.00
			-710,962.78
SSW0100	Social Work Licensing-Operati	-698,706.79	
RADJ	Receipt Adjustment	1,500.00	1,500.00
RCPT	Receipt	0.00	86,787.50
RXFR	Transfer (Regular)	56,348.68	45.15
SDIS	Distribution (Special Fund)	0.00	85,442.29
SPEC	Special Reversing Entry	88,287.50	1,500.00
WARR	Warrants	22,485.06	0.00
			-705,360.49
STC0100	Telecomm Equip Fund-Oprs	-698,157.26	
RCPT	Receipt	0.00	227,929.84
RXFR	Transfer (Regular)	76,127.12	45.22
SDIS	Distribution (Special Fund)	0.00	218,903.30
SPEC	Special Reversing Entry	227,923.40	2,016.99
WARR	Warrants	137,499.95	0.00
			-705,502.14

Fund Transaction by Type

Start Date:7/1/19 End Date:12/31/19

Fund	Fund Description	Beginning Balance		Ending Balance
Type	Type Description	Debits	Credits	
STR0000	AR Tob Cont Rev ACA 19-6-83	-1,506,447.39		
COFF	Checks Charged Off	50.00	0.00	
RCPT	Receipt	0.00	107,750.00	
RXFR	Transfer (Regular)	175,598.47	0.00	
SDIS	Distribution (Special Fund)	0.00	106,030.64	
SPEC	Special Reversing Entry	107,750.00	50.00	
WARR	Warrants	22,315.97	0.00	
				-1,414,563.59
SVS0000	AR Video Service Fund (0063)	-20,201.53		
RCPT	Receipt	0.00	2,300.00	
SDIS	Distribution (Special Fund)	0.00	2,228.70	
SPEC	Special Reversing Entry	2,300.00	0.00	
				-22,430.23
SWF0100	Wkforce 2000 Dev-Grant/Exp	-2,139,332.38		
RADJ	Receipt Adjustment	0.00	18,099,695.52	
RXFR	Transfer (Regular)	16,754,836.43	0.00	
SDIS	Distribution (Special Fund)	0.00	17,538,604.98	
SPEC	Special Reversing Entry	18,099,695.52	0.00	
				-2,923,100.93
SWG0000	AR Wine Grants (0900)	-561,051.00		
COFF	Checks Charged Off	1,000.00	0.00	
RCPT	Receipt	0.00	247,000.00	
RXFR	Transfer (Regular)	863,621.75	64,196.75	
SDIS	Distribution (Special Fund)	0.00	238,374.00	
SPEC	Special Reversing Entry	247,000.00	1,000.00	
				0.00
SWG0009		0.00		
COFF	Checks Charged Off	1,000.00	1,000.00	
SDIS	Distribution (Special Fund)	0.00	0.00	
SPEC	Special Reversing Entry	1,000.00	1,000.00	
				0.00
SWG0100	Arkansas Wine Grants (0620)	0.00		
RXFR	Transfer (Regular)	0.00	292,638.00	
WARR	Warrants	292,638.00	0.00	
				0.00
SWP0100	Wheat Promotion Bd-Operatio	-44,452.69		
RCPT	Receipt	0.00	398,413.58	
RXFR	Transfer (Regular)	380,759.53	8,332.03	
SDIS	Distribution (Special Fund)	0.00	22,279.90	
SPEC	Special Reversing Entry	403,752.21	380,759.53	
WARR	Warrants	172.20	0.00	
				-69,553.79
SWT0000	In God We Trust License Plate	-8,942.52		
RXFR	Transfer (Regular)	52,884.59	52,455.45	
SDIS	Distribution (Special Fund)	0.00	50,829.32	
SPEC	Special Reversing Entry	52,455.45	0.00	
				-6,887.25
SXA0100	AR Abstractors' BD 19-6-415	-101,651.48		
RCPT	Receipt	0.00	14,655.00	
RXFR	Transfer (Regular)	3,105.88	0.00	
SDIS	Distribution (Special Fund)	0.00	14,427.84	

Fund Transaction by Type

Start Date:7/1/19 End Date:12/31/19

Fund	Fund Description	Beginning Balance		Ending Balance
Type	Type Description	Debits	Credits	
SPEC	Special Reversing Entry	14,655.00	0.00	
WARR	Warrants	3,777.12	0.00	
				-109,196.32
SXV0100	Veterinary Exam Board-Operat	-583,293.56		
COFF	Checks Charged Off	110.00	0.00	
RADJ	Receipt Adjustment	0.00	110.00	
RCPT	Receipt	0.00	13,370.00	
RXFR	Transfer (Regular)	30,642.95	0.00	
SDIS	Distribution (Special Fund)	0.00	487.32	
SPEC	Special Reversing Entry	505.00	10.00	
WARR	Warrants	11,069.92	0.00	
				-554,943.01
TAC0000	Accountability Court 19-5-114	-561,435.49		
RCPT	Receipt	0.00	3,453.44	
				-564,888.93
TAD0201	Pesticide/Plant Disposal 19-5-	-803,350.99		
RCPT	Receipt	0.00	119,550.00	
SDIS	Distribution (Special Fund)	0.00	117,696.96	
SPEC	Special Reversing Entry	119,550.00	0.00	
				-921,047.95
TAF0000	Asset Forfeiture	-71,321.26		
RCPT	Receipt	0.00	214,406.60	
RXFR	Transfer (Regular)	187,410.83	0.00	
				-98,317.03
TAF0100	Spec St Assets Forfeit (0620)	-467.04		
RCPT	Receipt	0.00	118,254.38	
				-118,721.42
TAJ0300	St Admin Of Justice-St Prgms/	-9,032,523.44		
COFF	Checks Charged Off	2,827.52	0.00	
RCPT	Receipt	0.00	12,843,751.27	
RXFR	Transfer (Regular)	21,235,185.60	6,670,135.23	
SDIS	Distribution (Special Fund)	0.00	5,494,361.03	
SPEC	Special Reversing Entry	5,670,135.23	0.00	
WARR	Warrants	994,736.24	0.00	
				-6,137,886.38
TAR0000	Judges Retirement	-36,817.38		
RCPT	Receipt	0.00	351,340.67	
RXFR	Transfer (Regular)	111,852.00	5,357,564.17	
WARR	Warrants	5,602,137.16	0.00	
				-31,733.06
TAS0000	Securities Reserve	-67,450,575.93		
DXFR	Transfer (Deduction)	14,862,316.53	0.00	
RADJ	Receipt Adjustment	1,019,576.46	1,019,576.46	
RCPT	Receipt	0.00	46,630,658.62	
RXFR	Transfer (Regular)	76,871,106.83	3,040.91	
TELL	Teller	1,019,510.46	509,755.23	
				-21,841,096.87
TAW0000	AR Work Prog Tr Fund 19-5-11	-9,160,803.48		
RCPT	Receipt	0.00	18,006,223.00	
RXFR	Transfer (Regular)	18,047,157.00	0.00	
				-9,119,869.48

Fund Transaction by Type

Start Date:7/1/19 End Date:12/31/19

Fund	Fund Description	Beginning Balance		Ending Balance
Type	Type Description	Debits	Credits	
TAX0000	Ad Valorem Tax	-3,899,124.22		
COFF	Checks Charged Off	33,151.33	3,000.00	
CTAX	Claims & Taxes	24,344.22	0.00	
RXFR	Transfer (Regular)	10,994,249.19	7,787,128.77	
				-637,508.25
TBB0000	DFA Rev-Interstate Mtr Fuel Ta	-59,408.07		
RADJ	Receipt Adjustment	1,409.92	56,520.69	
WARR	Warrants	82,946.72	0.00	
				-31,572.12
TBC0000	DFA-Rev Gasoline Tax Refund	0.00		
RXFR	Transfer (Regular)	0.00	31,903.22	
WARR	Warrants	27,605.15	0.00	
				-4,298.07
TBJ0000	College Savings Bonds	0.00		
LCRT	General Letter of Cert	0.00	3,246,553.66	
RXFR	Transfer (Regular)	3,246,553.66	0.00	
				0.00
TBJ0015	Higher Ed 2015 bond 2007C 00	0.00		
RXFR	Transfer (Regular)	0.00	2,534,041.16	
WARR	Warrants	2,534,041.16	0.00	
				0.00
TBJ1300	Higher Ed 2016 Bond Issue	0.00		
RXFR	Transfer (Regular)	0.00	712,512.50	
WARR	Warrants	712,512.50	0.00	
				0.00
TBL0000	Sm Bus Revolving Ln	-1,658,726.88		
RCPT	Receipt	0.00	129.56	
RXFR	Transfer (Regular)	501,760.61	501,760.61	
				-1,658,856.44
TBP0000	Best Practices Act 570/11 S124	-1,130,655.57		
RXFR	Transfer (Regular)	1,110,921.50	0.00	
WARR	Warrants	15,616.57	0.00	
				-4,117.50
TBQ0000	Social Innovation 19-5-1143	-14,269.53		
WARR	Warrants	14,269.53	0.00	
				0.00
TBS0000	Budget Stabilization Trust	-179,217,306.21		
RCPT	Receipt	0.00	20.00	
RXFR	Transfer (Regular)	287,878,107.92	264,749,615.70	
				-156,088,833.99
TCA0100	County Assessors Continuing	-300,691.33		
RCPT	Receipt	0.00	42,600.00	
SDIS	Distribution (Special Fund)	0.00	41,279.40	
SPEC	Special Reversing Entry	42,600.00	0.00	
WARR	Warrants	32,565.76	0.00	
				-309,404.97
TCC0100	County Coll Ctng Ed-Oprs-(05)	-114,482.87		
RCPT	Receipt	0.00	36,400.00	
RXFR	Transfer (Regular)	0.00	42.00	
WARR	Warrants	14,033.78	0.00	

Fund Transaction by Type

Start Date:7/1/19

End Date:12/31/19

Fund	Fund Description	Beginning Balance	Ending Balance	
Type	Type Description	Debits	Credits	
				-136,891.09
TCE0100	Co Treas Cont Ed-Oprs-(059)	-26,571.22		
RCPT	Receipt	0.00	44,100.00	
WARR	Warrants	41,343.22	0.00	
				-29,328.00
TCH0000	Baby Sharon's Illness	-20,053.80		
RCPT	Receipt	0.00	3,220.00	
RXFR	Transfer (Regular)	0.00	50,214.00	
WARR	Warrants	11,820.92	0.00	
				-61,666.88
TCI0100	Wrforce Ed-Constr Craft Trng I	-658,428.25		
RXFR	Transfer (Regular)	658,428.25	0.00	
				0.00
TCI0101	Construction Industr	0.00		
RCPT	Receipt	0.00	392,855.62	
RXFR	Transfer (Regular)	34,170.05	658,492.39	
WARR	Warrants	273,143.33	0.00	
				-744,034.63
TCR0100	Crime Victims Reparation Rev	-95,607.44		
RCPT	Receipt	0.00	81.60	
RXFR	Transfer (Regular)	43,221.44	0.00	
SDIS	Distribution (Special Fund)	0.00	80.34	
SPEC	Special Reversing Entry	81.60	0.00	
WARR	Warrants	45,566.79	0.00	
				-6,899.55
TCR0101	Crime Victims Revolv	0.00		
RCPT	Receipt	0.00	42,756.35	
RXFR	Transfer (Regular)	195,465.61	539,530.64	
SDIS	Distribution (Special Fund)	0.00	3,544.19	
SPEC	Special Reversing Entry	3,600.00	0.00	
WARR	Warrants	280,997.49	0.00	
				-105,768.08
TCS0200	ADHE Stud Prot (0700)	-1,261,235.55		
RCPT	Receipt	0.00	1,635.00	
SDIS	Distribution (Special Fund)	0.00	1,609.65	
SPEC	Special Reversing Entry	1,635.00	0.00	
				-1,262,845.20
TCT0200	Children's Trust (0710)	-2,658,626.96		
RCPT	Receipt	0.00	137,780.00	
RXFR	Transfer (Regular)	29,566.04	0.00	
SDIS	Distribution (Special Fund)	0.00	133,508.82	
SPEC	Special Reversing Entry	137,780.00	0.00	
WARR	Warrants	19,128.78	0.00	
				-2,743,440.96
TCU0000	Natl Cancer Inst	0.00		
RXFR	Transfer (Regular)	120,433.56	10,520,869.93	
SDIS	Distribution (Special Fund)	0.00	390,708.46	
SPEC	Special Reversing Entry	520,869.93	117,662.02	
WARR	Warrants	143,608.66	0.00	
				-10,244,328.26
TDP0100	Death/Permanent Ttl Disability	-99,537,604.61		

Fund Transaction by Type

Start Date:7/1/19 End Date:12/31/19

Fund	Fund Description	Beginning Balance		Ending Balance
Type	Type Description	Debits	Credits	
COFF	Checks Charged Off	750.00	0.00	
RCPT	Receipt	0.00	1,415,046.86	
RXFR	Transfer (Regular)	499,478,922.63	499,478,922.63	
WARR	Warrants	7,500,575.56	0.00	
				-93,451,325.91
TDR9000	AR Distr Rel Prog Trust-Grants	-542,101.86		
RCPT	Receipt	0.00	5,807.44	
RXFR	Transfer (Regular)	2,135,133.00	2,136,279.00	
				-549,055.30
TDS0000	Nonmun Dom Sew Treat 19-5-'	-183,811.10		
RADJ	Receipt Adjustment	0.00	8,120.00	
RCPT	Receipt	0.00	49,291.53	
RXFR	Transfer (Regular)	798,875.29	798,875.29	
				-241,222.63
TDT9200	Tourism Development Trust	-3,771,949.12		
RCPT	Receipt	0.00	393.34	
RXFR	Transfer (Regular)	3,621,934.27	13,416,079.81	
SDIS	Distribution (Special Fund)	0.00	9,713,669.13	
SPEC	Special Reversing Entry	10,124,224.03	99,797.69	
WARR	Warrants	7,487,140.54	0.00	
				-5,768,590.25
TDT9202	AR Wine Tourism Product Proc	-672,731.50		
RXFR	Transfer (Regular)	941,144.50	268,413.00	
				0.00
TDT9210	Tourism Dev WineProd	0.00		
RXFR	Transfer (Regular)	3,291,702.17	3,291,702.17	
				0.00
TDT9212	Wine Tourism Promo	0.00		
RXFR	Transfer (Regular)	64,196.75	1,124,528.25	
				-1,060,331.50
TEB1001	Educational Building Rev Bon	-3,531,980.04		
RCPT	Receipt	0.00	99,976.00	
RXFR	Transfer (Regular)	12,000,000.00	12,000,000.00	
WARR	Warrants	39,905.46	0.00	
				-3,592,050.58
TEM1001	Revolving Loan Certificate	-12,890,196.23		
RCPT	Receipt	0.00	208,805.58	
RXFR	Transfer (Regular)	34,022,209.53	33,993,812.50	
WARR	Warrants	97,185.87	0.00	
				-12,973,418.91
TER0000	Teacher Retirement	-2,759,379.16		
RCPT	Receipt	0.00	91,567,939.36	
RXFR	Transfer (Regular)	4,624,116.40	87.00	
WARR	Warrants	86,667,394.10	0.00	
				-3,035,895.02
TES0100	Div Workforce Svcs Trust	-2,058,752.60		
RADJ	Receipt Adjustment	180,736.94	180,736.94	
RCPT	Receipt	0.00	18,623,760.46	
RXFR	Transfer (Regular)	18,314,097.29	7,902,137.12	
WARR	Warrants	10,074,229.41	0.00	
				-196,323.48

Fund Transaction by Type

Start Date:7/1/19 End Date:12/31/19

Fund	Fund Description	Beginning Balance	Ending Balance	
Type	Type Description	Debits	Credits	
TES0101	Div Workforce Svcs	0.00		
RXFR	Transfer (Regular)	14,665.60	14,665.60	
				0.00
TES0200	Div Workforce Svcs Trust	-70,983.79		
RCPT	Receipt	0.00	2,813.39	
RXFR	Transfer (Regular)	4,352.62	1,626.88	
				-71,071.44
TET0100	Environmental Settlement Tru:	-676,413.55		
RCPT	Receipt	0.00	275,067.00	
RXFR	Transfer (Regular)	99,975.69	99,975.69	
WARR	Warrants	64,479.01	0.00	
				-887,001.54
TEX0000	Education Excellence Trust	0.00		
LCRT	General Letter of Cert	0.00	168,871,879.98	
RXFR	Transfer (Regular)	140,726,566.65	0.00	
				-28,145,313.33
TFB0000	Fidelity Bond Trust	-5,292,990.58		
RCPT	Receipt	0.00	59,291.10	
RXFR	Transfer (Regular)	5,800,000.00	6,198,911.84	
				-5,751,193.52
TFB0400	Fidelity Bond Trust	-290,893.60		
RCPT	Receipt	0.00	52,605.15	
RXFR	Transfer (Regular)	0.00	500,000.00	
WARR	Warrants	105,900.24	0.00	
				-737,598.51
TFH0000	AR Fair Housing Commission-	-353,161.80		
RCPT	Receipt	0.00	5,167.06	
WARR	Warrants	3,147.20	0.00	
				-355,181.66
TFM0000	Military FamilyRelief19-5-1127	-207,362.79		
RXFR	Transfer (Regular)	0.00	957.00	
WARR	Warrants	8,407.45	0.00	
				-199,912.34
TGC0000	Corporate Income Tax	-4,764,837.49		
NDXF	Transfer (Non-Distribution)	0.00	25,263,514.24	
RXFR	Transfer (Regular)	387,231.18	387,231.18	
WARR	Warrants	22,906,233.48	0.00	
				-7,122,118.25
TGI0000	Individual Income Tax	-11,822,342.75		
FORG	Forgery	0.00	1,650.00	
NDXF	Transfer (Non-Distribution)	0.00	76,678,188.89	
RCPT	Receipt	0.00	669,043.37	
RXFR	Transfer (Regular)	4,149,681.13	4,114,073.28	
WARR	Warrants	80,551,923.82	0.00	
				-8,583,693.34
TGI00WH	Withholding Tax Ref AIRS (063	-941,326.05		
NDXF	Transfer (Non-Distribution)	3,086.09	571,048.21	
WARR	Warrants	586,707.42	0.00	
				-922,580.75
TGP0010	Nat'l Cultural HistPresv(0865)	-3,795,627.71		
RCPT	Receipt	0.00	14,455.48	

Fund Transaction by Type

Start Date:7/1/19 End Date:12/31/19

Fund	Fund Description	Beginning Balance		Ending Balance
Type	Type Description	Debits	Credits	
RXFR	Transfer (Regular)	6,525,260.65	7,916,334.33	
SDIS	Distribution (Special Fund)	0.00	1,782,512.86	
SPEC	Special Reversing Entry	1,916,334.33	76,795.77	
WARR	Warrants	666,743.23	0.00	
				-4,477,387.94
TGS0800	Geographic Info Syst 296/09	-612,828.04		
WARR	Warrants	207,296.66	0.00	
				-405,531.38
TGT0000	AR Natural/Cultural Resources	-30,193,718.81		
RCPT	Receipt	0.00	104,913.30	
RXFR	Transfer (Regular)	108,733,877.67	98,616,185.72	
SDIS	Distribution (Special Fund)	0.00	14,260,103.08	
SPEC	Special Reversing Entry	15,330,674.82	614,366.16	
				-19,724,734.58
TGT0100	AR Natural/Cultural Resources	-50,142.55		
RCPT	Receipt	0.00	175.08	
RXFR	Transfer (Regular)	200,923.63	200,923.63	
				-50,317.63
TGT0200	AR Natural/Cultural Resources	-3,725.49		
RXFR	Transfer (Regular)	43,584.39	94,857.71	
WARR	Warrants	3,508.37	0.00	
				-51,490.44
TGT1801	NCRC 18-001 Parks Impr (0900)	-22,544.58		
RXFR	Transfer (Regular)	27.34	0.00	
WARR	Warrants	22,517.24	0.00	
				0.00
TGT1803	NCRC 18-003 UALR (0145)	-3,417.86		
RXFR	Transfer (Regular)	3,417.86	0.00	
				0.00
TGT1806	NCRC 18-006 SAU (0105)	-400,000.00		
WARR	Warrants	400,000.00	0.00	
				0.00
TGT1812	NCRC 18-012 School for Deaf	-163.86		
RXFR	Transfer (Regular)	163.86	0.00	
				0.00
TGT1816	NCRC 18-016 UAFS (0195)	-560.93		
RXFR	Transfer (Regular)	560.93	0.00	
				0.00
TGT1819	NCRC 18-019 UA CAST (0135)	-11,945.16		
RXFR	Transfer (Regular)	11,945.16	0.00	
				0.00
TGT1820	NCRC 18-020 UAPB (0160)	-510,000.00		
WARR	Warrants	510,000.00	0.00	
				0.00
TGT1853	NCRC 18-005 NHC (0865)	-74,412.45		
WARR	Warrants	74,412.45	0.00	
				0.00
TGT1854	NCRC 18-005 ASA (0865)	-5,321.29		
WARR	Warrants	5,321.29	0.00	
				0.00

Fund Transaction by Type

Start Date:7/1/19 End Date:12/31/19

Fund	Fund Description	Beginning Balance		Ending Balance
Type	Type Description	Debits	Credits	
TGT1856	NCRC 18-005 DCC	-38,619.33		
RXFR	Transfer (Regular)	37,216.70	0.00	
WARR	Warrants	1,402.63	0.00	
				0.00
TGT1857	NCRC 18-005 HAM (0865)	-41,800.84		
WARR	Warrants	39,175.84	0.00	
				-2,625.00
TGT1858	NCRC 18-005 MT (0865)	-1,675.42		
RXFR	Transfer (Regular)	41.95	0.00	
WARR	Warrants	1,633.47	0.00	
				0.00
TGT1901	19--001 NCRC STATE PARK IM	-2,039,832.08		
RCPT	Receipt	0.00	275.00	
RXFR	Transfer (Regular)	655.54	1,500,327.77	
WARR	Warrants	1,549,961.54	0.00	
				-1,989,817.77
TGT1903	19-003 NCRC-UAF-PRESERV /	0.00		
RXFR	Transfer (Regular)	0.00	14,963.53	
WARR	Warrants	14,963.53	0.00	
				0.00
TGT1904	19-004 NCRC-AGRI-AFC HSRA	-5,335.87		
RXFR	Transfer (Regular)	0.00	932,500.00	
WARR	Warrants	2,500.00	0.00	
				-935,335.87
TGT1905	19-005 NCRC-ASB INFIRM PRI	-16,335.00		
RXFR	Transfer (Regular)	0.00	224,181.03	
WARR	Warrants	240,516.03	0.00	
				0.00
TGT1906	19-006 NCRC-ASD PARNELL F	-64,836.22		
RXFR	Transfer (Regular)	0.00	435,968.06	
WARR	Warrants	500,804.28	0.00	
				0.00
TGT1909	19-009 NCRC-ASU-KAIT TV8 N	0.00		
RXFR	Transfer (Regular)	0.00	15,908.66	
WARR	Warrants	15,908.66	0.00	
				0.00
TGT1912	19-012 NCRC-SAU-OZMER-AL	-169,370.59		
RXFR	Transfer (Regular)	0.00	121,527.29	
				-290,897.88
TGT1950	19-002 NCRC-DIRECTOR'S OF	-1,570,104.62		
RXFR	Transfer (Regular)	1,500,000.00	0.00	
WARR	Warrants	11,500.00	0.00	
				-58,604.62
TGT1952	19-002 NCRC-HISTOR PRESEF	-420,029.87		
RXFR	Transfer (Regular)	0.00	700,000.00	
WARR	Warrants	716,208.77	0.00	
				-403,821.10
TGT1953	19-002 NCRC NATURAL HERT	-625,692.13		
RXFR	Transfer (Regular)	1,515,067.79	1,500,000.00	
WARR	Warrants	467,810.01	0.00	

Fund Transaction by Type

Start Date:7/1/19 End Date:12/31/19

Fund	Fund Description	Beginning Balance		Ending Balance
Type	Type Description	Debits	Credits	
				-142,814.33
TGT1954	19-002NCRC-ARK STATE ARC	-104,172.82		
RCPT	Receipt	0.00	806.49	
RXFR	Transfer (Regular)	0.00	217,300.00	
WARR	Warrants	40,389.59	0.00	
				-281,889.72
TGT1956	19-002 NCRC-DELTA CULTR C	-258,199.94		
RCPT	Receipt	0.00	1,750.00	
RXFR	Transfer (Regular)	0.00	37,216.70	
WARR	Warrants	153,325.40	0.00	
				-143,841.24
TGT1957	19-002 NCRC-HISTOR ARK ML	-310,280.38		
RXFR	Transfer (Regular)	2,625.00	200,000.00	
WARR	Warrants	69,507.16	0.00	
				-438,148.22
TGT1958	19-002 NCRC OLD STATE HOU	-281,979.36		
WARR	Warrants	143,951.32	0.00	
				-138,028.04
TGT1959		-314,110.30		
WARR	Warrants	245,187.74	0.00	
				-68,922.56
TGT2001	NCRC ST PARK IMPROV (0900	0.00		
RXFR	Transfer (Regular)	0.00	1,400,000.00	
WARR	Warrants	1,956.39	0.00	
				-1,398,043.61
TGT2004	NCRC Agri-Fores HSRA/PSSF	0.00		
RXFR	Transfer (Regular)	0.00	550,000.00	
				-550,000.00
TGT2006	NCRC DOE-ASD ParnHall-PH3	0.00		
RXFR	Transfer (Regular)	0.00	27,564.55	
WARR	Warrants	27,564.55	0.00	
				0.00
TGT2010	NCRC AOS-InterSuite Rehab 0	0.00		
RXFR	Transfer (Regular)	0.00	10,754.00	
				-10,754.00
TGT2011	NCRC DBA-AR Gov Man PH11	0.00		
RXFR	Transfer (Regular)	0.00	130,500.00	
WARR	Warrants	96,614.18	0.00	
				-33,885.82
TGT2012	NCRC TOS-Rest StCap Suite 0	0.00		
RXFR	Transfer (Regular)	0.00	70,657.98	
WARR	Warrants	65,747.33	0.00	
				-4,910.65
TGT2013	NCRC SACC-Rehab1940WPAC	0.00		
RXFR	Transfer (Regular)	0.00	50,000.00	
WARR	Warrants	47,425.00	0.00	
				-2,575.00
TGT2052		0.00		
RXFR	Transfer (Regular)	0.00	300,000.00	
WARR	Warrants	50,195.41	0.00	

Fund Transaction by Type

Start Date:7/1/19 End Date:12/31/19

Fund	Fund Description	Beginning Balance	Ending Balance
Type	Type Description	Debits	Credits
			-249,804.59
TGT2053		0.00	
RXFR	Transfer (Regular)	14,497.09	800,000.00
WARR	Warrants	522,512.50	0.00
			-262,990.41
TGT2058	NCRC DAH-Mosaic Templars (0.00	
RXFR	Transfer (Regular)	0.00	70,000.00
			-70,000.00
TGT2059	NCRC DAH-Old StateHouseMu	0.00	
RXFR	Transfer (Regular)	0.00	126,200.00
WARR	Warrants	1,660.07	0.00
			-124,539.93
TGT9700	DAH-NCRC FY01 Grnts	-9,683,481.28	
RCPT	Receipt	0.00	31,156.60
RXFR	Transfer (Regular)	39,714,847.76	35,354,999.19
			-5,354,789.31
TGT9800	DAH-NCRC FY02 Grnts	0.00	
RCPT	Receipt	0.00	38,579.66
RXFR	Transfer (Regular)	66,000,138.66	87,219,762.13
			-21,258,203.13
THD0100	High Ed Resrch Dev-Grants	-242,302.92	
RADJ	Receipt Adjustment	0.00	39,920.64
WARR	Warrants	242,302.92	0.00
			-39,920.64
THL0100	State Health Bldg/Local Grant	-1,542,726.20	
RXFR	Transfer (Regular)	0.00	599,524.52
WARR	Warrants	87,465.00	0.00
			-2,054,785.72
THL0300	Health Dept Bldg Fund 19-5-96	-2,703,517.62	
COFF	Checks Charged Off	113.00	0.00
RADJ	Receipt Adjustment	172,152.00	172,168.00
RCPT	Receipt	0.00	1,485,433.64
RXFR	Transfer (Regular)	127,542.14	1,304.00
SDIS	Distribution (Special Fund)	719.67	719.67
SPEC	Special Reversing Entry	731.00	731.00
TELL	Teller	13.00	0.00
			-4,062,603.12
THR0100	Manufactured Housing Recove	-1,470,967.44	
RCPT	Receipt	0.00	29,918.30
RXFR	Transfer (Regular)	2,400,000.00	2,400,000.00
WARR	Warrants	18,180.00	0.00
			-1,482,705.74
THS0000	Hazardous Substance Remedi	-7,992,887.85	
RCPT	Receipt	0.00	863,727.32
RXFR	Transfer (Regular)	3,499,171.22	3,499,149.24
WARR	Warrants	983,458.21	0.00
			-7,873,134.98
THT0000	ARHealthcareTranspar 19-5-11	-1,118,631.19	
WARR	Warrants	1,109,096.26	0.00
			-9,534.93

Fund Transaction by Type

Start Date:7/1/19 End Date:12/31/19

Fund	Fund Description	Beginning Balance		Ending Balance
Type	Type Description	Debits	Credits	
TIE0100	Insurance Continuing Ed	-2,143,581.62		
COFF	Checks Charged Off	60.00	0.00	
CTAX	Claims & Taxes	85.00	45.00	
RADJ	Receipt Adjustment	0.00	1,472.00	
RCPT	Receipt	0.00	76,320.00	
RXFR	Transfer (Regular)	7.69	0.00	
				-2,221,265.93
TIF0100	Insurance Fraud Investig Div	-2,760,110.56		
CTAX	Claims & Taxes	12,100.00	0.00	
RADJ	Receipt Adjustment	1,250.00	50.00	
RCPT	Receipt	0.00	26,950.00	
RXFR	Transfer (Regular)	146,409.42	0.00	
WARR	Warrants	91,211.59	0.00	
				-2,536,139.55
TIP0100	Insurance Prepaid Oprs	-925,986.40		
RCPT	Receipt	0.00	13,840.00	
RXFR	Transfer (Regular)	124,982.91	0.00	
WARR	Warrants	18,192.65	0.00	
				-796,650.84
TIP0200	Ins Prepaid Trust-Recv Prg	-875,717.40		
RCPT	Receipt	0.00	32,195.00	
WARR	Warrants	17,749.85	0.00	
				-890,162.55
TJW0100	Workers' Compensation	-12,705,935.54		
COFF	Checks Charged Off	500.00	0.00	
RCPT	Receipt	0.00	425,518.42	
RXFR	Transfer (Regular)	87,729,698.35	84,302,633.88	
WARR	Warrants	669,565.12	0.00	
				-9,034,324.37
TLP0100	Landfill Post Closure	-7,138,978.22		
RCPT	Receipt	0.00	1,651,723.91	
RXFR	Transfer (Regular)	11,110,128.59	10,999,270.72	
SDIS	Distribution (Special Fund)	0.00	1,606,540.79	
SPEC	Special Reversing Entry	1,631,834.22	0.00	
WARR	Warrants	1,378,857.04	0.00	
				-7,275,693.79
TLR0000	Land Reclamation	-640,912.28		
COFF	Checks Charged Off	1,000.00	0.00	
RCPT	Receipt	0.00	10,869.85	
RXFR	Transfer (Regular)	285,208.04	285,208.04	
				-650,782.13
TLS0100	State Library Revolving	-3,070.86		
RCPT	Receipt	0.00	170.60	
WARR	Warrants	106.17	0.00	
				-3,135.29
TLT0100	Long Term Care Trust	-13,215,437.12		
COFF	Checks Charged Off	2,500.00	0.00	
RCPT	Receipt	0.00	580,968.26	
RXFR	Transfer (Regular)	0.00	1,330.00	
WARR	Warrants	667,796.48	0.00	
				-13,127,438.90

Fund Transaction by Type

Start Date:7/1/19 End Date:12/31/19

Fund	Fund Description	Beginning Balance		Ending Balance
Type	Type Description	Debits	Credits	
TMA0000	Mining Reclamation Trust	-62,654.89		
RCPT	Receipt	0.00	772.91	
RXFR	Transfer (Regular)	339,442.73	339,442.73	
				-63,427.80
TMI0000	Muti-Agency Ins Trust	-17,036,668.14		
RCPT	Receipt	0.00	10,434,567.41	
RXFR	Transfer (Regular)	25,500,000.00	25,500,000.00	
WARR	Warrants	7,938,622.24	0.00	
				-19,532,613.31
TMP0000	Medicaid Trust	-49,805,171.32		
GDIS	Distribution (General Fund)	0.00	3,118,831.19	
RCPT	Receipt	0.00	21,579,770.33	
RXFR	Transfer (Regular)	41,442,414.98	10,832,878.39	
				-43,894,236.25
TMP0300	AR Medicaid Qualtiy Assuranc	-3,474,751.70		
COFF	Checks Charged Off	186,211.22	0.00	
RADJ	Receipt Adjustment	32,181.59	32,181.59	
RCPT	Receipt	0.00	44,043,540.87	
RXFR	Transfer (Regular)	46,529,870.21	526,161.21	
SDIS	Distribution (Special Fund)	0.00	0.00	
SPEC	Special Reversing Entry	32,181.59	32,181.59	
				-1,328,372.35
TMP0400	Intermed Care Provid 433/09	-10,587,154.17		
RCPT	Receipt	0.00	5,569,557.50	
RXFR	Transfer (Regular)	20,702.00	159,917.00	
				-16,295,926.67
TMP0500	Hospital Assessment Act 562/I	-16,596,130.82		
RCPT	Receipt	0.00	30,218,683.30	
RXFR	Transfer (Regular)	30,000,000.00	71,394.78	
				-16,886,208.90
TMP0800	Provider-Led Organzi Care Pre	0.00		
RADJ	Receipt Adjustment	0.00	13,539,907.00	
RXFR	Transfer (Regular)	0.00	9,520,884.00	
				-23,060,791.00
TMR0000	State Police Retirement	-782,292.99		
RCPT	Receipt	0.00	3,221,211.18	
RXFR	Transfer (Regular)	164,008.00	367,202.77	
SDIS	Distribution (Special Fund)	0.00	10,784.46	
SPEC	Special Reversing Entry	11,129.47	0.00	
WARR	Warrants	4,195,087.65	0.00	
				-11,266.28
TOD0000	Organ Donor Aware Ed	-2,096.46		
RXFR	Transfer (Regular)	0.00	10,534.00	
SDIS	Distribution (Special Fund)	0.00	10,101.82	
SPEC	Special Reversing Entry	10,425.00	0.00	
WARR	Warrants	10,658.98	0.00	
				-1,648.30
TPC0100	Court Awards	-441,914.67		
RCPT	Receipt	0.00	7,163.24	
RXFR	Transfer (Regular)	75,497.52	1,257.78	
WARR	Warrants	210,933.75	0.00	

Fund Transaction by Type

Start Date:7/1/19 End Date:12/31/19

Fund	Fund Description	Beginning Balance		Ending Balance
Type	Type Description	Debits	Credits	
				-163,904.42
TPC0200	Court Awards	-933,749.58		
RCPT	Receipt	0.00	67,719.19	
RXFR	Transfer (Regular)	0.00	1,280.15	
WARR	Warrants	79,764.66	0.00	
				-922,984.26
TPE0000	Div Environmental Quality	-1,872,272.08		
COFF	Checks Charged Off	220.00	0.00	
RADJ	Receipt Adjustment	8,120.00	0.00	
RCPT	Receipt	0.00	3,808,801.23	
RXFR	Transfer (Regular)	5,209,439.79	3,100,927.46	
SDIS	Distribution (Special Fund)	0.00	3,985,262.11	
SPEC	Special Reversing Entry	4,120,317.81	67,721.51	
WARR	Warrants	1,016,823.63	0.00	
				-2,480,063.16
TPET500	Div Environmental Qual Fee Ai	-14,295,262.40		
RCPT	Receipt	0.00	4,010,719.86	
RXFR	Transfer (Regular)	11,162,776.81	8,999,027.70	
SDIS	Distribution (Special Fund)	0.00	3,936,219.31	
SPEC	Special Reversing Entry	3,998,191.28	0.00	
WARR	Warrants	936,528.62	0.00	
				-15,143,732.56
TPF0100	Hwy Oprs-142	-4,418,369.35		
RCPT	Receipt	0.00	108,493.00	
RXFR	Transfer (Regular)	1,942.77	2,607,327.69	
SDIS	Distribution (Special Fund)	0.00	2,524,618.00	
SPEC	Special Reversing Entry	2,607,327.69	1,942.77	
WARR	Warrants	1,954,806.58	0.00	
				-5,096,673.77
TPM0000	Public Safety Trust	0.00		
RCPT	Receipt	0.00	5,001,713.87	
RXFR	Transfer (Regular)	14,000.00	4,115,259.65	
TELL	Teller	1.00	1.00	
				-9,102,973.52
TPP0000	Performance Partner Trust	-193,336.67		
RXFR	Transfer (Regular)	99,975.69	99,975.69	
				-193,336.67
TPR0100	Real Prop Tax Redistribution	-22,955,075.76		
RCPT	Receipt	0.00	1,243.11	
RXFR	Transfer (Regular)	136,694,772.37	272,245,331.99	
SDIS	Distribution (Special Fund)	0.00	139,340,626.09	
SPEC	Special Reversing Entry	272,246,575.10	128,448,199.37	
WARR	Warrants	11,189,771.01	0.00	
				-142,859,357.84
TPS0000	Public School Insurance Act 7	-16,700,833.21		
RCPT	Receipt	0.00	10,189,570.82	
RXFR	Transfer (Regular)	26,000,000.00	26,000,000.00	
WARR	Warrants	7,630,338.74	0.00	
				-19,260,065.29
TPT0000	Petroleum Storage Tank Trust	-31,557,665.09		
RCPT	Receipt	0.00	129,570.67	

Fund Transaction by Type

Start Date:7/1/19 End Date:12/31/19

Fund	Fund Description	Beginning Balance		Ending Balance
Type	Type Description	Debits	Credits	
RXFR	Transfer (Regular)	78,955,610.11	82,635,729.57	
WARR	Warrants	1,671,035.56	0.00	
				-33,696,319.66
TPW0100	Waste Wtr Abmnt Bnds-(455)	-69,905.93		
RXFR	Transfer (Regular)	66,019.33	100,000.00	
WARR	Warrants	20,851.26	0.00	
				-83,035.34
TPW2800	Go Bond Series 2010B	-47,896.00		
RCPT	Receipt	0.00	160,737.18	
RXFR	Transfer (Regular)	208,633.18	0.00	
				0.00
TPW2900	Go Bond Series 2010C	-36,743.00		
RCPT	Receipt	0.00	76,897.00	
RXFR	Transfer (Regular)	113,640.00	0.00	
				0.00
TPW3000	ANRC GO RefundBonds (0455)	-116,562.66		
RADJ	Receipt Adjustment	159,327.00	159,327.00	
RCPT	Receipt	0.00	957,035.14	
RXFR	Transfer (Regular)	1,075,433.06	1,835.26	
				0.00
TPW3100	ANRC GO Refunding Bonds	-68,151.00		
RCPT	Receipt	0.00	922,831.00	
RXFR	Transfer (Regular)	990,982.00	0.00	
				0.00
TPW3300	WaterWasteDisposal GO Bd (0	-36,240.00		
RCPT	Receipt	0.00	918,724.00	
RXFR	Transfer (Regular)	959,548.01	4,584.01	
				0.00
TPW3400	WtrWaste GO Bds 14 B (0455)	-2,092,455.28		
RXFR	Transfer (Regular)	100,000.00	0.00	
WARR	Warrants	1,589,000.00	0.00	
				-403,455.28
TPW3500	Water, Waste Disp GO Bond 21	-47,203.00		
RCPT	Receipt	0.00	1,281,955.00	
RXFR	Transfer (Regular)	1,329,158.00	0.00	
				0.00
TPW3600	Waste, Water Disp GO Bond 20	-12,388,511.92		
WARR	Warrants	3,157,800.00	0.00	
				-9,230,711.92
TPW3700	Waste,Water Disp GO Bond 20	0.00		
RCPT	Receipt	0.00	665,464.00	
RXFR	Transfer (Regular)	665,464.00	0.00	
				0.00
TPW3800	Waste,Water Disp GO Bond 20	-29,697,562.32		
WARR	Warrants	4,732,000.00	0.00	
				-24,965,562.32
TPX0000	Waste Water Pollution Bonds	-16,157,930.21		
LCRT	General Letter of Cert	0.00	7,600,000.00	
RXFR	Transfer (Regular)	1,077,604.94	0.00	
				-22,680,325.27

Fund Transaction by Type

Start Date:7/1/19

End Date:12/31/19

Fund	Fund Description	Beginning Balance		Ending Balance
Type	Type Description	Debits	Credits	
TPX2700	Treasury CGO 2010A (0069)		0.00	
RCPT	Receipt	0.00	136.54	
RXFR	Transfer (Regular)	0.00	10,800.96	
WARR	Warrants	10,937.50	0.00	0.00
TPX2800	Treas CGO Bonds 2010B (0069)		0.00	
RCPT	Receipt	0.00	949.71	
RXFR	Transfer (Regular)	0.00	208,633.18	
WARR	Warrants	88,867.50	0.00	-120,715.39
TPX2900	Treas CGO Bonds 2010C (0069)		0.00	
RCPT	Receipt	0.00	232.64	
RXFR	Transfer (Regular)	0.00	113,640.00	
WARR	Warrants	15,900.00	0.00	-97,972.64
TPX3000	WaterWaste Disposal Bond (01)		0.00	
RCPT	Receipt	0.00	659.80	
RXFR	Transfer (Regular)	0.00	1,075,433.06	
WARR	Warrants	229,638.75	0.00	-846,454.11
TPX3100	Water Waste Disposal Bonds0		0.00	
RCPT	Receipt	0.00	444.31	
RXFR	Transfer (Regular)	0.00	990,982.00	
WARR	Warrants	628,734.39	0.00	-362,691.92
TPX3200	ANRC Var Water/Pollu Prog 00		0.00	
RCPT	Receipt	0.00	773.69	
RXFR	Transfer (Regular)	0.00	210,132.56	
WARR	Warrants	210,906.25	0.00	0.00
TPX3300	Water Waste Disposal GO 2014		0.00	
RCPT	Receipt	0.00	117.32	
RXFR	Transfer (Regular)	0.00	959,548.01	
WARR	Warrants	124,552.50	0.00	-835,112.83
TPX3400	WWD 2014B		0.00	
RCPT	Receipt	0.00	681.70	
RXFR	Transfer (Regular)	0.00	182,628.30	
WARR	Warrants	183,310.00	0.00	0.00
TPX3500	2016A ANRC REFUNDING BOI		0.00	
RCPT	Receipt	0.00	484.12	
RXFR	Transfer (Regular)	0.00	1,329,158.00	
WARR	Warrants	559,300.00	0.00	-770,342.12
TPX3600	Waste,Water Dis GO Bond 201		0.00	
RCPT	Receipt	0.00	451.09	
RXFR	Transfer (Regular)	0.00	189,667.66	
WARR	Warrants	190,118.75	0.00	0.00
TPX3700	Waste,Water Dis GO Bond 201		0.00	

Fund Transaction by Type

Start Date:7/1/19 End Date:12/31/19

Fund	Fund Description	Beginning Balance		Ending Balance
Type	Type Description	Debits	Credits	
RCPT	Receipt	0.00	96.82	
RXFR	Transfer (Regular)	0.00	665,464.00	
WARR	Warrants	312,696.88	0.00	
				-352,863.94
TPX3800	Soil Water Bond Series 2019-A			0.00
RCPT	Receipt	0.00	456.01	
RXFR	Transfer (Regular)	0.00	484,375.46	
WARR	Warrants	484,831.47	0.00	
				0.00
TRR0000	AR State Hwy Emp Retirement			-1,774,684.74
RCPT	Receipt	0.00	68,363,977.38	
RXFR	Transfer (Regular)	1,353.33	0.00	
WARR	Warrants	69,594,684.45	0.00	
				-542,624.34
TRS0000	Animal Resc/Shelter 692/09			0.00
RXFR	Transfer (Regular)	2,331.73	2,405.53	
SDIS	Distribution (Special Fund)	0.00	2,306.73	
SPEC	Special Reversing Entry	2,405.53	25.00	
				0.00
TRS0100	Co/City Shelters 692/09			-951.32
RXFR	Transfer (Regular)	0.00	1,614.73	
WARR	Warrants	1,867.04	0.00	
				-699.01
TRS0300	AEDC-RS Shelters (790)			-11,713.06
RXFR	Transfer (Regular)	0.00	692.00	
				-12,405.06
TSB0000	Tobacco Settlement Promgran			-36,673,044.38
RXFR	Transfer (Regular)	36,673,044.38	0.00	
				0.00
TSB0100	Tobacco Settle Prog Int (0072)			-2,199,677.67
RCPT	Receipt	0.00	1,181,294.95	
RXFR	Transfer (Regular)	2,201,109.76	0.00	
				-1,179,862.86
TSC0000	AR Tobacco Settlement Comm			0.00
RXFR	Transfer (Regular)	2,201,109.76	2,201,109.76	
				0.00
TSC0200	Tobacco Settl Comm-Oprs			-5,094,930.37
RXFR	Transfer (Regular)	20,359.94	2,201,109.76	
WARR	Warrants	92,095.82	0.00	
				-7,183,584.37
TSD0100	Hlth-Prev & Cessation Prg-(64)			-10,653,375.00
RCPT	Receipt	0.00	10,575.46	
RXFR	Transfer (Regular)	2,736,664.79	178,430.69	
WARR	Warrants	1,156,798.46	0.00	
				-6,948,917.90
TSD0200	Tobacco Settlement Min Comm			-961,940.28
WARR	Warrants	475,950.47	0.00	
				-485,989.81
TSE0000	Targeted State Needs Program			0.00
RXFR	Transfer (Regular)	7,959,259.63	7,959,259.63	

Fund Transaction by Type

Start Date:7/1/19 End Date:12/31/19

Fund	Fund Description	Beginning Balance		Ending Balance
Type	Type Description	Debits	Credits	
				0.00
TSE0100	Targeted St Needs Prg-Minorit			
		-3,477,942.96		
RXFR	Transfer (Regular)	124,167.02	1,830,704.71	
WARR	Warrants	293,798.00	0.00	
				-4,890,682.65
TSE0201	UAMS-322 Don Reynolds Ctr-(
		0.00		
RXFR	Transfer (Regular)	626.42	1,751,037.12	
WARR	Warrants	591,800.00	0.00	
				-1,158,610.70
TSE0202	UAMS School of Public Health			
		0.00		
RXFR	Transfer (Regular)	1,240.91	2,626,555.68	
WARR	Warrants	1,011,000.00	0.00	
				-1,614,314.77
TSE0203	UAMS-368 Area Hlth Educ Ctr-			
		0.00		
RXFR	Transfer (Regular)	599.77	1,751,037.12	
WARR	Warrants	839,200.00	0.00	
				-911,237.35
TSF0000	AR Biosciences Inst Prg Acct			
		0.00		
RXFR	Transfer (Regular)	11,485,513.90	11,485,513.90	
				0.00
TSF0100	ASU-Jonesboro AR Biosci Inst			
		-308,685.21		
RXFR	Transfer (Regular)	204.58	3,312,422.21	
WARR	Warrants	1,635,382.56	0.00	
				-1,985,520.28
TSF0200	UAF-AR Biosci Inst Prg UAF			
		0.00		
RXFR	Transfer (Regular)	116.72	1,767,620.59	
WARR	Warrants	8,236.87	0.00	
				-1,759,267.00
TSF0202	AR Biosci Inst Prog Acct			
		0.00		
RXFR	Transfer (Regular)	329.75	1,767,620.59	
WARR	Warrants	219,900.26	0.00	
				-1,547,390.58
TSF0300	UAMS AR Biosci Inst Prg			
		0.00		
RXFR	Transfer (Regular)	681.80	4,637,850.51	
WARR	Warrants	1,022,500.00	0.00	
				-3,614,668.71
TSG0000	Medicaid Expansion Program			
		0.00		
RXFR	Transfer (Regular)	17,228,270.85	17,228,270.85	
				0.00
TSG0100	DHS DCO Medicaid Expansion			
		-44,975,577.98		
RXFR	Transfer (Regular)	7,866,355.41	17,228,270.85	
				-54,337,493.42
TSI0100	State Insurance Dept Trust			
		-108,212.28		
RXFR	Transfer (Regular)	774,120.36	899,609.24	
WARR	Warrants	24,020.70	0.00	
				-209,680.46
TSI4500	State Insurance Dept Trust			
		-14,555,435.13		
COFF	Checks Charged Off	638.21	50.00	
CTAX	Claims & Taxes	26,375.00	1,385.00	
RADJ	Receipt Adjustment	607,272.00	1,920.00	

Fund Transaction by Type

Start Date:7/1/19 End Date:12/31/19

Fund	Fund Description	Beginning Balance		Ending Balance
Type	Type Description	Debits	Credits	
RCPT	Receipt	0.00	10,260,188.13	
RXFR	Transfer (Regular)	4,528,086.82	896.75	
SDIS	Distribution (Special Fund)	0.00	9,458,479.21	
SPEC	Special Reversing Entry	10,241,679.01	634,285.21	
WARR	Warrants	1,540,399.66	0.00	
				-17,968,188.73
TSP0000	ADED Super Projects			0.00
LCRT	General Letter of Cert	1,050,809.42	2,101,618.84	
WARR	Warrants	1,050,809.42	0.00	
				0.00
TSR0000	AR Public Employees Retirem			-8,513,023.26
RCPT	Receipt	0.00	26,164,301.95	
RXFR	Transfer (Regular)	2,265,673.99	3,110,955.49	
WARR	Warrants	35,039,726.35	0.00	
				-482,880.36
TSU0000	Local Sales & Use Tax			-127,292,168.87
RCPT	Receipt	0.00	1,162,158.82	
RXFR	Transfer (Regular)	2,648,954,300.75	2,646,124,342.80	
				-125,624,369.74
TSU6900	Local Sales & Use Tax-City & C			-212,184.32
RXFR	Transfer (Regular)	0.00	703,658,608.96	
WARR	Warrants	703,869,037.58	0.00	
				-1,755.70
TSW0100	Second Injury Trust			-1,465,838.66
RCPT	Receipt	0.00	15,589.97	
RXFR	Transfer (Regular)	9,688,198.82	9,688,198.82	
				-1,481,428.63
TTR0100	Uniform Tax Rate Trust			0.00
RCPT	Receipt	0.00	686,191,873.33	
WARR	Warrants	677,313,410.94	0.00	
				-8,878,462.39
TUC0100	Unemployment Compensation			-7,266,977.57
RCPT	Receipt	0.00	695,958.67	
RXFR	Transfer (Regular)	68,700,000.00	68,810,000.00	
WARR	Warrants	615,874.08	0.00	
				-7,457,062.16
TUT0000	Used Tire Recycling (0930)			-1,109,485.34
COFF	Checks Charged Off	666.50	0.00	
RCPT	Receipt	0.00	4,193,903.90	
RXFR	Transfer (Regular)	6,202,964.28	5,969,024.64	
SDIS	Distribution (Special Fund)	0.00	3,818,047.39	
SPEC	Special Reversing Entry	9,862,928.54	5,922,735.15	
TELL	Teller	410.40	0.00	
WARR	Warrants	3,680,361.04	0.00	
				-1,265,865.66
TUW0100	Workers' Comp Revolving			-10,006,288.36
RCPT	Receipt	0.00	6,406,441.70	
RXFR	Transfer (Regular)	45,400,000.00	45,400,000.00	
WARR	Warrants	6,461,264.68	0.00	
				-9,951,465.38
TWB0000	Water Performance Bd 19-5-11			-115,159.28

Fund Transaction by Type

Start Date:7/1/19

End Date:12/31/19

Fund	Fund Description	Beginning Balance		Ending Balance
Type	Type Description	Debits	Credits	
RCPT	Receipt	0.00	1,420.65	
RXFR	Transfer (Regular)	682,530.00	682,530.00	
				-116,579.93
TWS0100	Solid Waste Mgmt/Recycling	-3,039,021.72		
RCPT	Receipt	0.00	891,610.18	
RXFR	Transfer (Regular)	2,105,591.16	999,756.93	
SDIS	Distribution (Special Fund)	0.00	877,544.09	
SPEC	Special Reversing Entry	891,360.18	0.00	
WARR	Warrants	102,201.98	0.00	
				-2,708,779.60
TWS0200	Solid Waste Mgmt/Recycling	-2,403,741.49		
RCPT	Receipt	0.00	1,775,912.57	
RXFR	Transfer (Regular)	7,792,080.02	7,992,080.02	
SDIS	Distribution (Special Fund)	0.00	1,737,520.13	
SPEC	Special Reversing Entry	1,764,875.71	0.00	
WARR	Warrants	3,479,509.00	0.00	
				-872,789.48
TWS0300	Solid Waste Mgmt/Recycl (0930)	-3,464,219.79		
RCPT	Receipt	0.00	271.67	
RXFR	Transfer (Regular)	558,770.00	558,770.00	
WARR	Warrants	2,402,885.00	0.00	
				-1,061,606.46
TWT0000	DWS Training	-3,912,587.70		
RCPT	Receipt	0.00	2,521,778.79	
RXFR	Transfer (Regular)	6,875,000.00	4,375,000.00	
WARR	Warrants	62,002.00	0.00	
				-3,872,364.49
TZR0000	Employment Security Adv Int	-5,003,134.57		
RCPT	Receipt	0.00	135,099.54	
RXFR	Transfer (Regular)	10,138,099.11	10,000,000.00	
				-5,000,135.00
TZS0000	Div Workforce Svcs Special	-13,529,844.34		
RCPT	Receipt	0.00	1,169,662.04	
RXFR	Transfer (Regular)	8,350,000.00	8,075,000.00	
WARR	Warrants	5,075,877.61	0.00	
				-9,348,628.77
TZT0101	State Forestry Trust 19-5-927	-2,526,567.00		
RXFR	Transfer (Regular)	0.00	53,651.00	
WARR	Warrants	56,907.36	0.00	
				-2,523,310.64

Run Date: 1/2/2020
 Run Time: 11:58:57AM

Money Market Activity

Start Date: 12/31/2019 End Date: 12/31/2019

Page: 1
 User: 0

<u>Jnl. Entry</u>	<u>Ref #</u>	<u>Trx. Date</u>	<u>Ledger</u>	<u>Debit Amount</u>	<u>Credit Amount</u>		
<u>275 - BAML Treasury Money Market</u>							
1665582	202701201	12/31/2019	275	15,000,000.00			
1665583	Back Out Journal Er	12/31/2019	275		15,000,000.00		
Totals for: 275 - BAML Treasury Money Market				Count:	2	15,000,000.00	15,000,000.00
<u>472 - Tobacco Program Pool</u>							
1665318	204721201	12/31/2019	472		2,057,005.24		
Totals for: 472 - Tobacco Program Pool				Count:	1	0.00	2,057,005.24
Grand Total				Count:	3	15,000,000.00	17,057,005.24

Run Date: 1/2/2020
 Run Time: 12:01:34PM

Money Market Activity

Page: 1
 User: 0

Start Date: 7/1/2019 End Date: 12/31/2019

Jnl. Entry	Ref #	Trx. Date	Ledger	Debit Amount	Credit Amount
275 - BAML Treasury Money Market					
1603494	2000397	7/9/2019	275	93.30	
1615541	2003707	8/12/2019	275	94.44	
1619785	192700818	8/20/2019	275	73,000,000.00	
1620237	192700831	8/21/2019	275	50,000,000.00	
1620541	192700815	8/22/2019	275	132,300,000.00	
1621071	192700804	8/23/2019	275		203,000,000.00
1621378	202700804	8/26/2019	275	76,000,000.00	
1621502	302700806	8/26/2019	275	13,000,000.00	
1621900	202700804	8/27/2019	275	70,000,000.00	
1621901	3202700805	8/27/2019	275	1,000,000.00	
1622328	202700806	8/28/2019	275	81,000,000.00	
1622331	202700806	8/29/2019	275	34,000,000.00	
1623878	202700806	8/30/2019	275	58,000,000.00	
1624362	20090301	9/3/2019	275		16,000,000.00
1624630	202750901	9/4/2019	275		136,000,000.00
1625130	202700906	9/5/2019	275	96,000,000.00	
1625426	202750901	9/6/2019	275		76,000,000.00
1625550	Back Out Journal Er	9/6/2019	275	76,000,000.00	
1625551	Correct Journal Entr	9/6/2019	275		79,000,000.00
1625827	192700911	9/9/2019	275		51,000,000.00
1625931	Back Out Journal Er	9/9/2019	275	51,000,000.00	
1625932	Correct Journal Entr	9/9/2019	275		59,000,000.00
1626195	202750910	9/10/2019	275	22,000,000.00	
1626310	2007515	9/10/2019	275	129,793.55	
1626656	192700915	9/11/2019	275		14,000,000.00
1628359	192700930	9/13/2019	275		160,000,000.00
1629225	202750901	9/17/2019	275		35,000,000.00
1631567	202700901	9/24/2019	275	103,000,000.00	
1632015	202750901	9/25/2019	275		77,000,000.00
1634470	192701020	10/1/2019	275		12,000,000.00
1634965	192701025	10/2/2019	275		22,000,000.00
1634966	Back Out Journal Er	10/2/2019	275	22,000,000.00	
1634967	Correct Journal Entr	10/2/2019	275		18,000,000.00
1635340	192701026	10/3/2019	275	192,000,000.00	
1635721	202751001	10/4/2019	275		174,000,000.00
1636209	202751001	10/7/2019	275		14,000,000.00
1638429	2010459	10/10/2019	275	205,183.03	
1639729	202751001	10/15/2019	275	50,000,000.00	
1639857	202751001	10/16/2019	275		50,000,000.00
1640781	202701006	10/17/2019	275	15,000,000.00	
1640820	202751001	10/18/2019	275		19,000,000.00
1642139	192701020	10/22/2019	275	51,000,000.00	
1642663	192701021	10/23/2019	275	5,000,000.00	
1643779	192701025	10/24/2019	275	50,000,000.00	
1643886	Back Out Journal Er	10/24/2019	275		50,000,000.00
1643887	Correct Journal Entr	10/24/2019	275		50,000,000.00
1644272	192701026	10/25/2019	275	26,000,000.00	
1645196	202751001	10/29/2019	275		27,000,000.00
1645560	202701005	10/30/2019	275	14,000,000.00	
1646031	202701006	10/31/2019	275	25,000,000.00	
1646816	202751101	11/4/2019	275		23,000,000.00
1649579	2013341	11/12/2019	275	34,102.99	
1650355	192701104	11/14/2019	275		20,000,000.00
1651489	202701104	11/18/2019	275	6,000,000.00	

Run Date: 1/2/2020
 Run Time: 12:01:34PM

Money Market Activity

Start Date: 7/1/2019 End Date: 12/31/2019

Page: 2
 User: 0

Jnl. Entry	Ref #	Trx. Date	Ledger	Debit Amount	Credit Amount	
1652048	202701106	11/19/2019	275	22,000,000.00		
1652559	202701101	11/20/2019	275	31,000,000.00		
1654072	202701101	11/21/2019	275	51,000,000.00		
1654105	202751101	11/22/2019	275		4,000,000.00	
1654940	202701101	11/25/2019	275	34,000,000.00		
1655263	112701120	11/26/2019	275		11,000,000.00	
1655755	192701121	11/27/2019	275		25,000,000.00	
1656120	202701203	12/2/2019	275	90,000,000.00		
1656130	202751202	12/2/2019	275		143,000,000.00	
1656214	Back Out Journal Er	12/2/2019	275	143,000,000.00		
1656215	Correct Journal Entr	12/2/2019	275		146,000,000.00	
1656474	202751201	12/3/2019	275		2,000,000.00	
1656855	202751201	12/4/2019	275		3,000,000.00	
1658140	202751201	12/5/2019	275	10,000,000.00		
1658452	202751201	12/6/2019	275		11,000,000.00	
1658955	202751201	12/9/2019	275		9,000,000.00	
1659492	202701205	12/10/2019	275	1,000,000.00		
1659879	2016177	12/11/2019	275	75,373.96		
1659896	202751201	12/11/2019	275		1,000,000.00	
1660267	202751201	12/12/2019	275		2,000,000.00	
1660659	202751201	12/13/2019	275		9,000,000.00	
1660994	202701211	12/16/2019	275	29,000,000.00		
1661390	202701211	12/17/2019	275	10,000,000.00		
1661993	202701215	12/18/2019	275	10,000,000.00		
1663089	202701215	12/19/2019	275	61,000,000.00		
1663553	202701215	12/20/2019	275	15,000,000.00		
1664146	192701225	12/23/2019	275	74,000,000.00		
1664460	192701204	12/26/2019	275		150,000,000.00	
1664580	192701221	12/26/2019	275	110,000,000.00		
1664852	192701225	12/27/2019	275		100,000,000.00	
1665187	202751201	12/30/2019	275		42,000,000.00	
1665582	202701201	12/31/2019	275	15,000,000.00		
1665583	Back Out Journal Er	12/31/2019	275		15,000,000.00	
Totals for:	275 - BAML Treasury Money Market		Count:	87	2,098,744,641.27	2,058,000,000.00

Run Date: 1/2/2020
Run Time: 12:01:34PM

Money Market Activity

Start Date: 7/1/2019 End Date: 12/31/2019

Page: 3
User: 0

<u>Jnl. Entry</u>	<u>Ref #</u>	<u>Trx. Date</u>	<u>Ledger</u>	<u>Debit Amount</u>	<u>Credit Amount</u>
<u>305 - Simmons Aim Funds</u>					
1601148	2700707	7/5/2019	305		56,075.11
1601265	2000131	7/5/2019	305	93.64	
Totals for:			305 - Simmons Aim Funds	Count:	
				2	93.64
					56,075.11

Run Date: 1/2/2020
 Run Time: 12:01:34PM

Money Market Activity

Start Date: 7/1/2019 End Date: 12/31/2019

Page: 4
 User: 0

Jnl. Entry	Ref #	Trx. Date	Ledger	Debit Amount	Credit Amount	
470 - Money Management Trust Fund						
1601057	2700704	7/3/2019	470	44,000,000.00		
1601073	2700704	7/3/2019	470		271,000,000.00	
1601080	2700701	7/3/2019	470		4,000,000.00	
1601143	2700702	7/5/2019	470		156,000,000.00	
1602333	192700714	7/8/2019	470	121,000,000.00		
1602469	192700716	7/9/2019	470	147,700,000.00		
1603816	192700716	7/10/2019	470	44,500,000.00		
1603979	1992700711	7/11/2019	470	127,000,000.00		
1604286	19270726	7/11/2019	470	300,000.00		
1604624	192700710	7/12/2019	470		83,000,000.00	
1605043	202700715	7/15/2019	470	47,300,000.00		
1606101	202700711	7/17/2019	470		93,000,000.00	
1607263	202700706	7/18/2019	470		57,000,000.00	
1607844	204700701	7/19/2019	470		149,000,000.00	
1608351	204700701	7/22/2019	470		20,000,000.00	
1608772	202700705	7/23/2019	470	250,000,000.00		
1609275	3202700705	7/24/2019	470	118,000,000.00		
1609618	202700703	7/25/2019	470	133,000,000.00		
1609958	2002194	7/25/2019	470	316,703.33		
1609962	202700701	7/25/2019	470	5,000,000.00		
1610367	204700701	7/26/2019	470		260,000,000.00	
1610789	192700719	7/29/2019	470	142,000,000.00		
1611207	192700710	7/30/2019	470		53,000,000.00	
1611636	192700720	7/31/2019	470	130,000,000.00		
1611984	192700717	8/1/2019	470		336,000,000.00	
1613151	192700810	8/2/2019	470		293,000,000.00	
1613510	204700801	8/5/2019	470		270,000,000.00	
1614661	204700801	8/8/2019	470		24,000,000.00	
1618424	202700805	8/16/2019	470	40,000,000.00		
1618811	192700808	8/19/2019	470	78,000,000.00		
1620095	192700805	8/21/2019	470		118,000,000.00	
1620523	192700811	8/22/2019	470		374,662.70	
1621479	2005160	8/26/2019	470	1,491,560.86		
1621902	204700827	8/27/2019	470		1,491,560.86	
1631895	204700901	9/25/2019	470		124,442.91	
1632008	2009069	9/25/2019	470	124,442.91		
Totals for:	470 - Money Management Trust Fund		Count:	36	1,429,732,707.10	2,188,990,666.47

Run Date: 1/2/2020
 Run Time: 12:01:34PM

Money Market Activity

Start Date: 7/1/2019 End Date: 12/31/2019

Page: 5
 User: 0

Jnl. Entry	Ref #	Trx. Date	Ledger	Debit Amount	Credit Amount
472 - Tobacco Program Pool					
1601056	2700703	7/3/2019	472	20,927.98	
1602329	192700710	7/8/2019	472	2,100,095.83	
1602464	192700712	7/9/2019	472		1,552,042.29
1603490	2000393	7/9/2019	472	1,432.09	
1603531	Back Out Journal Er	7/9/2019	472	1,552,042.29	
1603801	192700709	7/10/2019	472		1,907,084.86
1604627	192700715	7/12/2019	472	6,994.17	
1605041	202700713	7/15/2019	472	23,816.53	
1607848	202700706	7/19/2019	472	9,915.97	
1608344	202700703	7/22/2019	472	776,680.00	
1608766	204720701	7/23/2019	472		1,552,042.29
1608767	202700704	7/23/2019	472	1,552,042.29	
1609264	204720701	7/24/2019	472		1,197,828.05
1609274	202700704	7/24/2019	472		
1609622	20270704	7/25/2019	472	15,154.08	
1610786	192700716	7/29/2019	472	3,200.00	
1611209	192700712	7/29/2019	472	8,359.07	
1611209	192700712	7/30/2019	472	9,775.00	
1611979	192700711	8/1/2019	472	32,801.50	
1613145	192700716	8/2/2019	472	8,152,067.68	
1613509	204720801	8/5/2019	472		53,084.16
1613861	204720801	8/6/2019	472		1,090,337.51
1615069	202700805	8/9/2019	472	20,031.67	
1615476	204720801	8/12/2019	472		7,854.17
1615545	2003712	8/12/2019	472	2,097.81	
1615869	204720801	8/13/2019	472		241,563.54
1619781	192700814	8/20/2019	472	1,797.65	
1621379	202700803	8/26/2019	472	54,243.06	
1621785	204720801	8/27/2019	472		1,016,131.45
1623784	204720801	8/30/2019	472		625,520.78
1624266	202700905	9/3/2019	472	2,972,000.00	
1624619	202700906	9/4/2019	472	25,300,000.00	
1624951	202700904	9/5/2019	472	5,000,000.00	
1626312	2007517	9/10/2019	472	11,361.98	
1627939	192700920	9/12/2019	472		1,101,879.13
1628350	19270906	9/13/2019	472		30,000,000.00
1630674	202700905	9/20/2019	472	10,000,000.00	
1634004	192700912	9/30/2019	472		1,547,728.00
1634570	192701002	10/2/2019	472	15,000,000.00	
1637295	204721001	10/10/2019	472		994,233.11
1638430	2010460	10/10/2019	472	31,819.36	
1638804	202701004	10/11/2019	472	11,315,000.00	
1641751	192701009	10/21/2019	472		1,217,452.21
1642128	192701011	10/22/2019	472	5,000,000.00	
1646374	202701104	11/1/2019	472	30,000,000.00	
1647089	204721101	11/5/2019	472		30,000,000.00
1647519	204721101	11/6/2019	472		2,081,960.93
1649580	2013342	11/12/2019	472	57,285.22	
1651481	202701104	11/18/2019	472	3,000,000.00	
1651883	202701103	11/19/2019	472	9,855,000.00	
1652558	204721101	11/20/2019	472		806,463.84
1653974	202701105	11/21/2019	472	7,000,000.00	
1656464	202701206	12/3/2019	472		1,076,815.37
1659397	204721201	12/10/2019	472		1,474,423.92
1659878	2016176	12/11/2019	472	70,687.58	
1660194	202701205	12/12/2019	472	83,635.61	

Run Date: 1/2/2020
Run Time: 12:01:34PM

Money Market Activity

Start Date: 7/1/2019 End Date: 12/31/2019

Page: 6
User: 0

Jnl. Entry	Ref #	Trx. Date	Ledger		Debit Amount	Credit Amount
1665318	204721201	12/31/2019	472			2,057,005.24
Totals for:				Count:		
	472 - Tobacco Program Pool			56	139,040,264.42	81,601,450.85
	Grand Total			Count: 181	3,667,517,706.43	4,328,648,192.43

STATE OF ARKANSAS
OFFICE OF THE TREASURER
AVERAGE DAILY BALANCE REPORT
12/01/19 THROUGH 12/31/19
SORT KEYS: GPIC
FUNDS: *****

INVEST NO.	DESCRIPTION	CUSIP	FUND	ICCS#	PERIOD TO DATE					YEAR TO DATE				
					AVERAGE DAILY BALANCE-BOOK	AVERAGE DAILY BALANCE-PAR	ACCRUAL	AMORTIZATION	YIELD	AVERAGE DAILY BALANCE-BOOK	AVERAGE DAILY BALANCE-PAR	ACCRUAL	AMORTIZATION	YIELD
4492	DDA BofA 8756		134050	1152	6,194,899.58	6,194,899.58	5,311.02	.00	1.012192	8,792,065.19	8,792,065.19	63,653.88	.00	1.440115
4493	DDA Centennial 9655		134050	1152	27,013,797.55	27,013,797.55	47,055.01	.00	2.056552	11,202,340.65	11,202,340.65	126,084.38	.00	2.238802
4494	DDA Regions 6470		134050	1152	889,378.56	889,378.56	292.67	.00	.388518	2,678,557.05	2,678,557.05	5,808.89	.00	.431376
4495	DDA 1st Security 0280		134050	1152	20,010,096.33	20,010,096.33	27,198.34	.00	1.604769	5,219,092.32	5,219,092.32	42,102.45	.00	1.604633
4496	DDA US Bank		134050	1152	106,177.59	106,177.59	3.15	.00	.035027	106,186.67	106,186.67	18.69	.00	.035011
4497	DDA Bk of the Ozarks 2322		134050	1152	34,540,424.08	34,540,424.08	49,222.13	.00	1.682489	68,107,379.53	68,107,379.53	676,723.52	.00	1.976425
4499	DDA Capital Bank		134050	1152	.00	.00	.00	.00	.000000	.00	.00	.00	.00	.000000
4500	DDA Simmons 4368		134050	1152	27,392,776.81	27,392,776.81	37,201.44	.00	1.603404	54,220,097.83	54,220,097.83	542,950.63	.00	1.991881
SUBTOTAL (ICC Grp) 1 Demand Deposit Accts					116,147,550.49	116,147,550.49	166,283.76	.00	1.690282	150,325,719.24	150,325,719.24	1,457,342.44	.00	1.928375
3139	MMKT-Treasury Money Mgmt		134050	1050	.00	.00	.00	.00	.000000	120,484,093.16	120,484,093.16	1,616,003.78	.00	2.624202
4488	MMKT RayJames Fed 1673		134050	1052	.00	.00	.00	.00	.000000	.00	.00	.00	.00	.000000
4490	MMKT BAML Fed 8405		134050	1052	73,965,738.79	73,965,738.79	99,454.15	.00	1.587493	58,011,725.79	58,011,725.79	544,002.12	.00	1.865297
4491	MMKT Invesco Simmons 4368		134050	1052	.00	.00	.00	.00	.000000	1,216.99	1,216.99	13.39	.00	2.188555
SUBTOTAL (ICC Grp) 2 Money Market Accts					73,965,738.79	73,965,738.79	99,454.15	.00	1.587493	178,497,035.94	178,497,035.94	2,160,019.29	.00	2.377555
10091	CNPCHK CP 07-01-19	12623LU11	134050	3000	.00	.00	.00	.00	.000000	.00	.00	.00	.00	.000000
10095	CNPCHK CP 08-16-19	12623LVG7	134001	3000	.00	.00	.00	.00	.000000	6,543,744.79	6,562,500.00	.00	92,910.42	2.777939
10107	LNTTPP CP 07-01-19	01880SU17	134050	3000	.00	.00	.00	.00	.000000	.00	.00	.00	.00	.000000
10108	LNTTPP CP 07-01-19	01880SU17	134050	3000	.00	.00	.00	.00	.000000	.00	.00	.00	.00	.000000
10111	ROMUPP CP 07-01-19	77619FU13	134050	3000	.00	.00	.00	.00	.000000	.00	.00	.00	.00	.000000
10112	ROMUPP CP 07-01-19	77619FU13	134050	3000	.00	.00	.00	.00	.000000	.00	.00	.00	.00	.000000
10113	ROMUPP 0 07-01-19	77619FU13	134050	3000	.00	.00	.00	.00	.000000	.00	.00	.00	.00	.000000
10114	ROMUPP 0 07-01-19	77619FU13	134050	3000	.00	.00	.00	.00	.000000	.00	.00	.00	.00	.000000
10115	ROMUPP 0 07-01-19	77619FU13	134050	3000	.00	.00	.00	.00	.000000	.00	.00	.00	.00	.000000
10116	ARAFIN CP 07-01-19	03846WU17	134050	3000	.00	.00	.00	.00	.000000	.00	.00	.00	.00	.000000
10117	ARAFIN CP 07-09-19	03846WU90	134050	3000	.00	.00	.00	.00	.000000	1,473,022.14	1,473,913.04	.00	20,490.67	2.721646
10118	ARAFIN CP 07-02-19	03846WU25	134050	3000	.00	.00	.00	.00	.000000	194,550.73	194,565.22	.00	2,665.11	2.680198
10119	ARAFIN CP 07-01-19	03846WU17	134050	3000	.00	.00	.00	.00	.000000	.00	.00	.00	.00	.000000
10126	CSLBHO CP 07-22-19	12655NUN0	134001	3000	.00	.00	.00	.00	.000000	1,222,284.97	1,224,163.04	.00	16,455.47	2.634041
10127	ENELAM CP 07-24-19	29279HUQ6	134050	3000	.00	.00	.00	.00	.000000	1,650,544.06	1,653,375.00	.00	22,647.56	2.684596
10132	ENELAM CP 07-24-19	29279HUQ6	134050	3000	.00	.00	.00	.00	.000000	2,495,719.44	2,500,000.00	.00	34,244.45	2.684597
10133	ENELAM CP 07-24-19	29279HUQ6	134050	3000	.00	.00	.00	.00	.000000	3,743,603.13	3,750,000.00	.00	51,175.00	2.674562
10134	ENELAM CP 07-24-19	29279HUQ6	134050	3000	.00	.00	.00	.00	.000000	4,991,438.89	5,000,000.00	.00	68,488.89	2.684597
10136	ENELAM CP 07-24-19	29279HUQ6	134050	3000	.00	.00	.00	.00	.000000	5,989,726.67	6,000,000.00	.00	82,186.66	2.684596
10138	ENELAM CP 07-24-19	29279HUQ6	134050	3000	.00	.00	.00	.00	.000000	6,239,298.61	6,250,000.00	.00	85,611.11	2.684597
10149	INTFND 0 07-02-19	4611K1U29	134050	3000	.00	.00	.00	.00	.000000	271,719.20	271,739.13	.00	3,666.67	2.640196
10155	CTC CP 07-30-19	13668MUW5	134050	3000	.00	.00	.00	.00	.000000	3,145,444.90	3,152,173.91	.00	42,694.45	2.655669
10161	CNPCHK 0 08-29-19	12623LVV4	134050	3000	.00	.00	.00	.00	.000000	15,979,011.93	16,032,608.70	.00	225,347.22	2.759224
10162	CNPCHK 0 08-29-19	12623LVV4	134050	3000	.00	.00	.00	.00	.000000	15,979,011.93	16,032,608.70	.00	225,347.22	2.759224

STATE OF ARKANSAS
OFFICE OF THE TREASURER
AVERAGE DAILY BALANCE REPORT
12/01/19 THROUGH 12/31/19
SORT KEYS: GPIC
FUNDS: *****

INVEST NO.	DESCRIPTION	CUSIP	FUND	ICC#	PERIOD TO DATE					YEAR TO DATE				
					AVERAGE DAILY BALANCE-BOOK	AVERAGE DAILY BALANCE-PAR	ACCRUAL	AMORTIZATION	YIELD	AVERAGE DAILY BALANCE-BOOK	AVERAGE DAILY BALANCE-PAR	ACCRUAL	AMORTIZATION	YIELD
10163	CNPCHK 0 08-29-19	12623LVV4	134050	3000	.00	.00	.00	.00	.000000	15,979,011.93	16,032,608.70	.00	225,347.22	2.759224
10164	CNPCHK 0 08-29-19	12623LVV4	134050	3000	.00	.00	.00	.00	.000000	15,979,011.93	16,032,608.70	.00	225,347.22	2.759224
10165	CNPCHK 0 08-29-19	12623LVV4	134050	3000	.00	.00	.00	.00	.000000	1,278,320.95	1,282,608.70	.00	18,027.78	2.759224
10166	ROMUPP 0 07-30-19	77619FUW5	134050	3000	.00	.00	.00	.00	.000000	7,863,294.84	7,880,434.78	.00	108,750.00	2.705885
10167	GULFCP 0 07-30-19	40248EUW5	134050	3000	.00	.00	.00	.00	.000000	7,863,675.72	7,880,434.78	.00	106,333.34	2.645627
10185	BUNGPP CP 08-07-19	12056UV73	134050	3000	.00	.00	.00	.00	.000000	2,006,260.87	2,010,869.57	.00	27,236.12	2.656088
10189	LNTPP CP 07-11-19	01880SUB5	134050	3000	.00	.00	.00	.00	.000000	950,400.06	951,086.96	.00	12,638.89	2.601879
10192	NEXERG CP 08-20-19	65339NVL5	134050	3000	.00	.00	.00	.00	.000000	5,474,109.73	5,489,130.43	.00	73,505.56	2.627189
10193	ARAFIN CP 0 07-03-19	03846WU33	134050	3000	.00	.00	.00	.00	.000000	271,697.61	271,739.13	.00	3,819.44	2.750417
10200	ROMUPP 0 07-30-19	77619FUW5	134050	3000	.00	.00	.00	.00	.000000	7,863,294.84	7,880,434.78	.00	108,750.00	2.705885
10201	ROMUPP 0 07-30-19	77619FUW5	134050	3000	.00	.00	.00	.00	.000000	3,145,317.93	3,152,173.91	.00	43,500.00	2.705885
10202	INTFND 0 08-30-19	4611KLVW2	134050	3000	.00	.00	.00	.00	.000000	16,250,939.77	16,304,347.83	.00	220,833.33	2.658709
10203	INTFND 0 08-30-19	4611KLVW2	134050	3000	.00	.00	.00	.00	.000000	16,250,939.77	16,304,347.83	.00	220,833.33	2.658709
10204	INTFND 0 08-30-19	4611KLVW2	134050	3000	.00	.00	.00	.00	.000000	3,250,187.95	3,260,869.57	.00	44,166.67	2.658709
10211	MAASLP CP 07-26-19	59524PUS4	134050	3000	.00	.00	.00	.00	.000000	2,983,691.88	2,989,130.43	.00	40,027.78	2.624776
10218	CSLBHO 0 07-16-19	12655NUG5	134050	3000	.00	.00	.00	.00	.000000	397,069.38	397,500.00	.00	5,282.33	2.602818
10222	BUNGPP CP 0 07-31-19	12056UUX7	134050	3000	.00	.00	.00	.00	.000000	6,507,608.70	6,521,739.13	.00	86,666.66	2.605645
10223	ARAFIN 0 08-06-19	03846WV65	134050	3000	.00	.00	.00	.00	.000000	9,760,405.34	9,782,608.70	.00	132,500.00	2.656028
10224	ARAFIN 0 08-06-19	03846WV65	134050	3000	.00	.00	.00	.00	.000000	3,377,100.25	3,384,782.61	.00	45,845.00	2.656028
10225	BUNGPP 0 07-31-19	12056UUX7	134050	3000	.00	.00	.00	.00	.000000	8,134,171.20	8,152,173.91	.00	110,416.66	2.655865
10226	BUNGPP 0 07-31-19	12056UUX7	134050	3000	.00	.00	.00	.00	.000000	8,134,171.20	8,152,173.91	.00	110,416.66	2.655865
10228	INTFND 0 09-13-19	4611KLVW3	134050	3000	.00	.00	.00	.00	.000000	26,212,608.26	26,341,304.35	.00	363,510.00	2.713256
10233	CNPCHK CP 07-05-19	12623LU52	134050	3000	.00	.00	.00	.00	.000000	1,086,638.89	1,086,956.52	.00	14,611.11	2.630769
10234	CNPCHK CP 07-05-19	12623LU52	134050	3000	.00	.00	.00	.00	.000000	1,086,638.89	1,086,956.52	.00	14,611.11	2.630769
10235	CNPCHK CP 07-05-19	12623LU52	134050	3000	.00	.00	.00	.00	.000000	1,086,638.89	1,086,956.52	.00	14,611.11	2.630769
10236	CNPCHK CP 07-05-19	12623LU52	134050	3000	.00	.00	.00	.00	.000000	869,311.11	869,565.22	.00	11,688.89	2.630769
10243	GLENPP 0 07-08-19	37790BU82	134050	3000	.00	.00	.00	.00	.000000	1,901,204.86	1,902,173.91	.00	25,472.22	2.621335
10244	GLENPP 0 07-08-19	37790BU82	134050	3000	.00	.00	.00	.00	.000000	1,901,204.86	1,902,173.91	.00	25,472.22	2.621335
10245	GLENPP 0 07-08-19	37790BU82	134050	3000	.00	.00	.00	.00	.000000	1,178,747.01	1,179,347.83	.00	15,792.78	2.621336
10248	GLENPP 0 07-09-19	37790BU90	134050	3000	.00	.00	.00	.00	.000000	1,901,204.86	1,902,173.91	.00	25,472.22	2.621335
10249	GLENPP 0 07-09-19	37790BU90	134050	3000	.00	.00	.00	.00	.000000	1,901,204.86	1,902,173.91	.00	25,472.22	2.621335
10250	GLENPP 0 07-09-19	37790BU90	134050	3000	.00	.00	.00	.00	.000000	1,901,204.86	1,902,173.91	.00	25,472.22	2.621335
10255	ARAFIN 8.9.19	03846WV99	134050	3000	.00	.00	.00	.00	.000000	10,508,745.87	10,532,608.70	.00	142,120.00	2.645995
10281	KINMCP CP 07-05-19	49455MU55	134050	3000	.00	.00	.00	.00	.000000	271,700.33	271,739.13	.00	3,569.44	2.570364
10282	ROMUPP 0 07-05-19	77619FU54	134050	3000	.00	.00	.00	.00	.000000	454,282.20	454,347.83	.00	6,037.78	2.600377
10283	KINMCP CP 07-05-19	49455MU55	134050	3000	.00	.00	.00	.00	.000000	489,060.60	489,130.43	.00	6,425.00	2.570367
10284	CNPCHK CP 07-09-19	12623LU94	134050	3000	.00	.00	.00	.00	.000000	1,629,717.39	1,630,434.78	.00	22,000.00	2.641162
10285	GLENPP 0 07-10-19	37790BUA7	134050	3000	.00	.00	.00	.00	.000000	1,901,204.86	1,902,173.91	.00	25,472.22	2.621335
10287	GLENPP 0 07-26-19	37790BUS8	134050	3000	.00	.00	.00	.00	.000000	9,172,062.45	9,187,500.00	.00	123,500.42	2.634427
10290	ROMUPP 0 07-19-19	77619FUK1	134050	3000	.00	.00	.00	.00	.000000	2,280,229.71	2,282,608.70	.00	31,266.67	2.682796
10292	ROMUPP 0 07-19-19	77619FUK1	134050	3000	.00	.00	.00	.00	.000000	243,224.50	243,478.26	.00	3,335.11	2.682795
10296	CMSERA CP 07-08-19	20631CU81	134050	3000	.00	.00	.00	.00	.000000	815,042.80	815,217.39	.00	10,708.33	2.570550

STATE OF ARKANSAS
OFFICE OF THE TREASURER
AVERAGE DAILY BALANCE REPORT
12/01/19 THROUGH 12/31/19
SORT KEYS: GPIC
FUNDS: *****

INVEST NO.	DESCRIPTION	CUSIP	FUND	ICCS#	PERIOD TO DATE					YEAR TO DATE				
					AVERAGE DAILY BALANCE-BOOK	AVERAGE DAILY BALANCE-PAR	ACCRUAL	AMORTIZATION	YIELD	AVERAGE DAILY BALANCE-BOOK	AVERAGE DAILY BALANCE-PAR	ACCRUAL	AMORTIZATION	YIELD
10297	CMSERA CP 07-08-19	2063C1U81	134050	3000	.00	.00	.00	.00	.000000	248,832.57	248,885.87	.00	3,269.25	2.570547
10317	GLENPP 0 07-15-19	37790BUF6	134050	3000	.00	.00	.00	.00	.000000	1,901,204.86	1,902,173.91	.00	25,472.22	2.621335
10318	GLENPP 0 07-15-19	37790BUF6	134050	3000	.00	.00	.00	.00	.000000	1,901,204.86	1,902,173.91	.00	25,472.22	2.621335
10319	GLENPP 0 07-15-19	37790BUF6	134050	3000	.00	.00	.00	.00	.000000	1,330,843.40	1,331,521.74	.00	17,830.56	2.621336
10339	GLENPP 0 07-17-19	37790BUH2	134050	3000	.00	.00	.00	.00	.000000	2,172,647.34	2,173,913.04	.00	29,111.11	2.621526
10359	GLENPP 0 07-22-19	37790BUN9	134001	3000	.00	.00	.00	.00	.000000	1,901,204.86	1,902,173.91	.00	25,472.22	2.621335
10360	GLENPP 0 07-22-19	37790BUN9	134001	3000	.00	.00	.00	.00	.000000	1,901,204.86	1,902,173.91	.00	25,472.22	2.621335
10361	GLENPP 0 07-22-19	37790BUN9	134001	3000	.00	.00	.00	.00	.000000	1,901,204.86	1,902,173.91	.00	25,472.22	2.621335
10376	CNPCHK CP 07-24-19	12623LUQ6	134001	3000	.00	.00	.00	.00	.000000	1,086,321.26	1,086,956.52	.00	14,611.11	2.631538
10377	SILVPP CP 08-16-19	82831NVG4	134001	3000	.00	.00	.00	.00	.000000	8,409,810.92	8,423,913.04	.00	114,097.22	2.654444
10384	CNPCHK CP 07-24-19	12623LUQ6	134001	3000	.00	.00	.00	.00	.000000	2,172,642.51	2,173,913.04	.00	29,222.22	2.631538
10385	CNPCHK CP 07-24-19	12623LUQ6	134001	3000	.00	.00	.00	.00	.000000	1,086,321.26	1,086,956.52	.00	14,611.11	2.631538
10392	CNPCHK 0 07-24-19	12623LUQ6	134001	3000	.00	.00	.00	.00	.000000	1,901,201.16	1,902,173.91	.00	25,569.44	2.631345
10393	CNPCHK 0 07-24-19	12623LUQ6	134001	3000	.00	.00	.00	.00	.000000	1,901,201.16	1,902,173.91	.00	25,569.44	2.631345
10394	CNPCHK 0 07-24-19	12623LUQ6	134001	3000	.00	.00	.00	.00	.000000	1,901,201.16	1,902,173.91	.00	25,569.44	2.631345
10396	CNPCHK 0 07-24-19	12623LUQ6	134001	3000	.00	.00	.00	.00	.000000	1,892,607.73	1,893,576.09	.00	25,453.87	2.631346
10401	GLENPP CP 07-19-19	37790BUK5	134001	3000	.00	.00	.00	.00	.000000	19,509.46	19,510.87	.00	259.28	2.600210
10405	KINMCP CP 0 07-19-19	49455MUK2	134001	3000	.00	.00	.00	.00	.000000	173,900.72	173,913.04	.00	2,266.67	2.550184
10410	GLENPP 0 07-26-19	37790BUS8	134001	3000	.00	.00	.00	.00	.000000	2,172,647.34	2,173,913.04	.00	29,111.11	2.621526
10411	GLENPP 0 07-26-19	37790BUS8	134001	3000	.00	.00	.00	.00	.000000	2,172,647.34	2,173,913.04	.00	29,111.11	2.621526
10415	GLENPP 0 07-25-19	37790BUR0	134001	3000	.00	.00	.00	.00	.000000	1,629,722.83	1,630,434.78	.00	21,833.33	2.621144
10416	GLENPP 0 07-25-19	37790BUR0	134001	3000	.00	.00	.00	.00	.000000	1,629,722.83	1,630,434.78	.00	21,833.33	2.621144
10421	ROMUPP 0 07-29-19	77619FUV7	134001	3000	.00	.00	.00	.00	.000000	1,900,789.55	1,902,173.91	.00	25,472.22	2.621908
10422	GLENPP 0 07-29-19	37790BUV1	134001	3000	.00	.00	.00	.00	.000000	1,901,204.86	1,902,173.91	.00	25,472.22	2.621335
10423	GLENPP 0 07-29-19	37790BUV1	134001	3000	.00	.00	.00	.00	.000000	1,901,204.86	1,902,173.91	.00	25,472.22	2.621335
10442	CNPCHK 0 07-29-19	12623LUV5	134001	3000	.00	.00	.00	.00	.000000	1,901,208.56	1,902,173.91	.00	25,375.00	2.611325
10443	CNPCHK 0 07-29-19	12623LUV5	134001	3000	.00	.00	.00	.00	.000000	1,901,208.56	1,902,173.91	.00	25,375.00	2.611325
10446	CNPCHK 0 07-30-19	12623LUW3	134001	3000	.00	.00	.00	.00	.000000	869,060.87	869,565.22	.00	11,600.00	2.611515
10457	CSLBHO 0 07-31-19	12655NUX8	134001	3000	.00	.00	.00	.00	.000000	1,901,212.26	1,902,173.91	.00	25,277.78	2.601315
10458	CSLBHO 0 07-31-19	12655NUX8	134001	3000	.00	.00	.00	.00	.000000	1,901,212.26	1,902,173.91	.00	25,277.78	2.601315
10459	CSLBHO 0 07-31-19	12655NUX8	134001	3000	.00	.00	.00	.00	.000000	1,901,212.26	1,902,173.91	.00	25,277.78	2.601315
10460	CSLBHO 0 07-31-19	12655NUX8	134001	3000	.00	.00	.00	.00	.000000	760,484.90	760,869.57	.00	10,111.11	2.601315
10464	CNPCHK CP 08-01-19	12623LV10	134001	3000	.00	.00	.00	.00	.000000	2,172,809.78	2,173,913.04	.00	29,000.00	2.611325
10465	CNPCHK CP 08-01-19	12623LV10	134001	3000	.00	.00	.00	.00	.000000	2,172,809.78	2,173,913.04	.00	29,000.00	2.611325
10466	CNPCHK CP 08-01-19	12623LV10	134001	3000	.00	.00	.00	.00	.000000	1,086,404.89	1,086,956.52	.00	14,500.00	2.611325
10470	CNPCHK 0 07-31-19	12623LUX1	134001	3000	.00	.00	.00	.00	.000000	1,901,208.56	1,902,173.91	.00	25,375.00	2.611325
10471	CNPCHK 0 07-31-19	12623LUX1	134001	3000	.00	.00	.00	.00	.000000	1,901,208.56	1,902,173.91	.00	25,375.00	2.611325
10472	CNPCHK 0 07-31-19	12623LUX1	134001	3000	.00	.00	.00	.00	.000000	1,901,208.56	1,902,173.91	.00	25,375.00	2.611325
10515	SILVPP 0 08-02-19	82831NV25	134001	3000	.00	.00	.00	.00	.000000	1,901,456.14	1,902,173.91	.00	24,986.11	2.570970
10516	SILVPP 0 08-02-19	82831NV25	134001	3000	.00	.00	.00	.00	.000000	1,901,456.14	1,902,173.91	.00	24,986.11	2.570970
10517	SILVPP 0 08-02-19	82831NV25	134001	3000	.00	.00	.00	.00	.000000	1,331,019.30	1,331,521.74	.00	17,490.28	2.570970
10519	GLENPP 0 08-05-19	37790BV57	134001	3000	.00	.00	.00	.00	.000000	2,716,043.93	2,717,391.30	.00	35,416.67	2.551265

STATE OF ARKANSAS
OFFICE OF THE TREASURER
AVERAGE DAILY BALANCE REPORT
12/01/19 THROUGH 12/31/19
SORT KEYS: GPIC
FUNDS: *****

INVEST NO.	DESCRIPTION	CUSIP	FUND	ICCS#	PERIOD TO DATE					YEAR TO DATE				
					AVERAGE DAILY BALANCE-BOOK	AVERAGE DAILY BALANCE-PAR	ACCRUAL	AMORTIZATION	YIELD	AVERAGE DAILY BALANCE-BOOK	AVERAGE DAILY BALANCE-PAR	ACCRUAL	AMORTIZATION	YIELD
10520	GLENPP 0 08-05-19	37790BV57	134001	3000	.00	.00	.00	.00	.000000	2,716,043.93	2,717,391.30	.00	35,416.67	2.551265
10521	GLENPP 0 08-05-19	37790BV57	134001	3000	.00	.00	.00	.00	.000000	2,716,043.93	2,717,391.30	.00	35,416.67	2.551265
10522	ENBUS CP 08-02-19	29251VV29	134001	3000	.00	.00	.00	.00	.000000	8,260,149.01	8,278,260.87	.00	110,855.11	2.625745
10525	BUNGPP 0 07-30-19	12056UW9	134001	3000	.00	.00	.00	.00	.000000	81,515.96	81,521.74	.00	1,062.50	2.550181
10528	ENIFIN CP 07-30-19	26876BUW9	134001	3000	.00	.00	.00	.00	.000000	135,860.13	135,869.57	.00	1,736.11	2.500172
10529	ROMUPP CP 08-05-19	77619FV53	134001	3000	.00	.00	.00	.00	.000000	1,140,903.99	1,141,304.35	.00	15,166.67	2.600913
10531	ISFLLC CP 07-30-19	45779QUW4	134001	3000	.00	.00	.00	.00	.000000	271,720.18	271,739.13	.00	3,486.11	2.510174
10532	ISFLLC CP 07-30-19	45779QUW4	134001	3000	.00	.00	.00	.00	.000000	108,688.07	108,695.65	.00	1,394.44	2.510167
10575	BUNGPP 0 07-31-19	12056UUX7	134001	3000	.00	.00	.00	.00	.000000	81,515.96	81,521.74	.00	1,062.50	2.550181
10576	INTFND CP 08-01-19	4611K1V10	134001	3000	.00	.00	.00	.00	.000000	271,719.13	271,739.13	.00	3,680.56	2.650198
10581	ROMUPP 0 08-06-19	77619FV61	134001	3000	.00	.00	.00	.00	.000000	1,901,447.77	1,902,173.91	.00	25,277.78	2.600993
10582	ROMUPP 0 08-06-19	77619FV61	134001	3000	.00	.00	.00	.00	.000000	1,901,447.77	1,902,173.91	.00	25,277.78	2.600993
10583	ROMUPP 0 08-06-19	77619FV61	134001	3000	.00	.00	.00	.00	.000000	950,723.88	951,086.96	.00	12,638.89	2.600993
10590	SOCAPP CP 08-02-19	8424C1V21	134001	3000	.00	.00	.00	.00	.000000	65,212.77	65,217.39	.00	850.00	2.550181
10592	SOCAPP CP 08-02-19	8424C1V21	134001	3000	.00	.00	.00	.00	.000000	260,851.09	260,869.57	.00	3,400.00	2.550181
10593	ISFLLC CP 08-01-19	45779QV11	134001	3000	.00	.00	.00	.00	.000000	163,043.48	163,043.48	.00	2,083.33	2.499996
10595	ISFLLC CP 08-01-19	45779QV11	134001	3000	.00	.00	.00	.00	.000000	199,184.78	199,184.78	.00	2,545.14	2.500001
10597	CNPCHK CP 08-01-19	12623LV10	134001	3000	.00	.00	.00	.00	.000000	260,869.57	260,869.57	.00	3,360.00	2.520000
10598	ISFLLC CP 08-01-19	45779QV11	134001	3000	.00	.00	.00	.00	.000000	271,739.13	271,739.13	.00	3,472.22	2.499998
10603	ISFLLC CP 08-01-19	45779QV11	134001	3000	.00	.00	.00	.00	.000000	271,739.13	271,739.13	.00	3,472.22	2.499998
10604	ISFLLC CP 08-01-19	45779QV11	134001	3000	.00	.00	.00	.00	.000000	271,739.13	271,739.13	.00	3,472.22	2.499998
10605	CWEPP CP 08-01-19	20279WV16	134001	3000	.00	.00	.00	.00	.000000	271,739.13	271,739.13	.00	3,444.44	2.479997
10614	LGSERA CP 08-21-19	52468KVM0	134001	3000	.00	.00	.00	.00	.000000	129,504.62	129,673.91	.00	1,557.53	2.353075
10621	COFANZ CP 08-14-19	19213XVE7	134001	3000	.00	.00	.00	.00	.000000	331,795.41	332,065.22	.00	3,818.75	2.251830
10622	NARCO CP 08-02-19	65409SV21	134001	3000	.00	.00	.00	.00	.000000	108,417.23	108,423.91	.00	1,230.25	2.220137
10623	CEDRSP CP 08-02-19	15060YV23	134001	3000	.00	.00	.00	.00	.000000	108,689.01	108,695.65	.00	1,222.22	2.200130
10624	BARCAP CP 08-02-19	06945MV29	134001	3000	.00	.00	.00	.00	.000000	147,273.57	147,282.61	.00	1,663.64	2.210137
10625	CMSERA CP 08-05-19	2063C1V56	134001	3000	.00	.00	.00	.00	.000000	984,538.60	984,782.61	.00	11,224.33	2.230552
10626	CPSERA CP 08-02-19	2284K1V26	134001	3000	.00	.00	.00	.00	.000000	271,722.37	271,739.13	.00	3,083.33	2.220135
10627	GRTBERG CP 08-13-19	39021VVD3	134001	3000	.00	.00	.00	.00	.000000	3,258,391.30	3,260,869.57	.00	38,000.00	2.281734
10628	ISFLLC CP 08-02-19	45779QV29	134001	3000	.00	.00	.00	.00	.000000	271,721.92	271,739.13	.00	3,166.67	2.280147
10629	LNGSFL CP 08-02-19	54316UV22	134001	3000	.00	.00	.00	.00	.000000	46,486.29	46,489.13	.00	522.74	2.200116
10630	LNGSFL CP 08-02-19	54316UV22	134001	3000	.00	.00	.00	.00	.000000	271,722.52	271,739.13	.00	3,055.56	2.200138
10631	CEDRSP CP 08-20-19	15060YVL1	134001	3000	.00	.00	.00	.00	.000000	5,156,885.11	5,163,043.48	.00	59,638.89	2.262699
10632	CEDRSP CP 08-20-19	15060YVL1	134001	3000	.00	.00	.00	.00	.000000	1,412,986.52	1,414,673.91	.00	16,341.06	2.262700
10633	GOTFUN CP 08-26-19	38346MVS0	134001	3000	.00	.00	.00	.00	.000000	6,782,816.27	6,793,478.26	.00	78,472.22	2.263552
10634	GOTFUN CP 08-26-19	38346MVS0	134001	3000	.00	.00	.00	.00	.000000	2,034,844.88	2,038,043.48	.00	23,541.67	2.263553
10635	ANGLPP CP 08-30-19	6385E1VW8	134001	3000	.00	.00	.00	.00	.000000	7,865,834.09	7,880,434.78	.00	92,638.89	2.304269
10636	ANGLPP CP 08-30-19	6385E1VW8	134001	3000	.00	.00	.00	.00	.000000	2,359,750.23	2,364,130.43	.00	27,791.67	2.304270
10637	SINOPC CP 08-09-19	82937RV94	134001	3000	.00	.00	.00	.00	.000000	2,172,792.27	2,173,913.04	.00	25,777.78	2.321197
10638	SINOPC CP 08-09-19	82937RV94	134001	3000	.00	.00	.00	.00	.000000	869,116.91	869,565.22	.00	10,311.11	2.321196
10639	SINOPC CP 08-08-19	82937RV86	134001	3000	.00	.00	.00	.00	.000000	1,901,315.82	1,902,173.91	.00	22,555.56	2.321048

STATE OF ARKANSAS
OFFICE OF THE TREASURER
AVERAGE DAILY BALANCE REPORT
12/01/19 THROUGH 12/31/19
SORT KEYS: GPIC
FUNDS: *****

INVEST NO.	DESCRIPTION	CUSIP	FUND	ICCS#	PERIOD TO DATE					YEAR TO DATE				
					AVERAGE DAILY BALANCE-BOOK	AVERAGE DAILY BALANCE-PAR	ACCRUAL	AMORTIZATION	YIELD	AVERAGE DAILY BALANCE-BOOK	AVERAGE DAILY BALANCE-PAR	ACCRUAL	AMORTIZATION	YIELD
10640	SINOPC CP 08-08-19	82937RV86	134001	3000	.00	.00	.00	.00	.000000	1,521,052.66	1,521,739.13	.00	18,044.44	2.321046
10641	ISFLLC CP 08-09-19	45779QV94	134001	3000	.00	.00	.00	.00	.000000	2,172,811.59	2,173,913.04	.00	25,333.33	2.281155
10642	ISFLLC CP 08-09-19	45779QV94	134001	3000	.00	.00	.00	.00	.000000	2,172,811.59	2,173,913.04	.00	25,333.33	2.281155
10643	ISFLLC CP 08-02-19	45779QV29	134001	3000	.00	.00	.00	.00	.000000	271,721.92	271,739.13	.00	3,166.67	2.280147
10644	ISFLLC CP 08-02-19	45779QV29	134001	3000	.00	.00	.00	.00	.000000	271,721.92	271,739.13	.00	3,166.67	2.280147
10645	ISFLLC CP 08-02-19	45779QV29	134001	3000	.00	.00	.00	.00	.000000	271,722.15	271,739.13	.00	3,125.00	2.250141
10646	ISFLLC CP 08-02-19	45779QV29	134001	3000	.00	.00	.00	.00	.000000	271,722.15	271,739.13	.00	3,125.00	2.250141
10647	ISFLLC CP 08-02-19	45779QV29	134001	3000	.00	.00	.00	.00	.000000	163,033.29	163,043.48	.00	1,875.00	2.250141
10657	GRTBRG CP 08-08-19	39021VV84	134001	3000	.00	.00	.00	.00	.000000	162,981.79	163,043.48	.00	1,891.67	2.270863
10659	GRTBRG CP 08-08-19	39021VV84	134001	3000	.00	.00	.00	.00	.000000	412,343.94	412,500.00	.00	4,785.92	2.270861
10661	EBURY CP 08-05-19	27873KV58	134001	3000	.00	.00	.00	.00	.000000	293,423.23	293,478.26	.00	3,375.00	2.250422
10662	MBCCPP CP 08-05-19	6117P5V53	134001	3000	.00	.00	.00	.00	.000000	350,364.23	350,429.35	.00	3,994.12	2.230417
10663	ANGLPP CP 08-30-19	6385E1VW8	134001	3000	.00	.00	.00	.00	.000000	4,526,670.39	4,534,782.61	.00	53,308.89	2.304122
10664	GRTBRG CP 08-16-19	39021VVG6	134001	3000	.00	.00	.00	.00	.000000	3,800,989.43	3,804,347.83	.00	44,138.89	2.272006
10665	ICBCAS CP 08-23-19	45581CVP7	134001	3000	.00	.00	.00	.00	.000000	5,699,065.22	5,706,521.74	.00	65,333.33	2.242931
10666	ICBCAS CP 08-23-19	45581CVP7	134001	3000	.00	.00	.00	.00	.000000	5,699,065.22	5,706,521.74	.00	65,333.33	2.242931
10667	ISFLLC CP 08-05-19	45779QV52	134001	3000	.00	.00	.00	.00	.000000	815,063.18	815,217.39	.00	9,458.33	2.270429
10668	ISFLLC CP 08-05-19	45779QV52	134001	3000	.00	.00	.00	.00	.000000	815,063.18	815,217.39	.00	9,458.33	2.270429
10669	CEDRSP 0 08-23-19	15060YVP2	134001	3000	.00	.00	.00	.00	.000000	5,699,031.93	5,706,521.74	.00	65,625.00	2.252957
10670	CEDRSP 0 08-23-19	15060YVP2	134001	3000	.00	.00	.00	.00	.000000	5,699,031.93	5,706,521.74	.00	65,625.00	2.252957
10671	MCFUND 0 09-06-19	62455BW68	134001	3000	.00	.00	.00	.00	.000000	9,492,963.84	9,510,869.57	.00	110,347.22	2.274282
10672	MCFUND 0 09-06-19	62455BW68	134001	3000	.00	.00	.00	.00	.000000	9,492,963.84	9,510,869.57	.00	110,347.22	2.274282
10673	SINOPC 0 10-04-19	82937RX43	134001	3000	.00	.00	.00	.00	.000000	16,256,774.46	16,304,347.83	.00	205,000.00	2.467199
10674	SINOPC 0 10-04-19	82937RX43	134001	3000	.00	.00	.00	.00	.000000	16,256,774.46	16,304,347.83	.00	205,000.00	2.467199
10680	KOMTSU CP 08-26-19	50045WVS7	134001	3000	.00	.00	.00	.00	.000000	227,966.60	228,260.87	.00	2,578.33	2.212850
10681	ANGLES CP 09-03-19	0347M3W34	134001	3000	.00	.00	.00	.00	.000000	3,829,273.45	3,836,195.65	.00	43,920.18	2.244049
10682	ANGLES CP 09-03-19	0347M3W34	134001	3000	.00	.00	.00	.00	.000000	3,933,107.49	3,940,217.39	.00	45,111.11	2.244049
10684	EBURY CP 09-04-19	27873KW40	134001	3000	.00	.00	.00	.00	.000000	5,371,675.43	5,380,434.78	.00	61,050.00	2.223620
10685	BARCCP 0 09-04-19	06742QXP2	134001	3000	.00	.00	.00	.00	.000000	6,340,204.79	6,350,543.48	.00	72,057.50	2.223620
10686	SINOPC CP 08-28-19	82937RVU7	134001	3000	.00	.00	.00	.00	.000000	4,775,740.34	4,782,608.70	.00	57,444.44	2.353380
10687	ISFLLC CP 08-06-19	45779QV60	134001	3000	.00	.00	.00	.00	.000000	271,722.00	271,739.13	.00	3,152.78	2.270145
10689	ISFLLC 0 08-06-19	45779QV60	134001	3000	.00	.00	.00	.00	.000000	271,721.92	271,739.13	.00	3,166.67	2.280147
10690	MBCCPP 0 08-26-19	6117P5VS3	134001	3000	.00	.00	.00	.00	.000000	5,699,198.37	5,706,521.74	.00	64,166.67	2.202827
10691	MBCCPP 0 08-26-19	6117P5VS3	134001	3000	.00	.00	.00	.00	.000000	1,267,615.70	1,269,244.57	.00	14,271.95	2.202827
10692	BCIMIA 0 08-27-19	05990DVT6	134001	3000	.00	.00	.00	.00	.000000	5,970,040.76	5,978,260.87	.00	68,750.00	2.253098
10693	BCIMIA 0 08-27-19	05990DVT6	134001	3000	.00	.00	.00	.00	.000000	2,985,020.38	2,989,130.43	.00	34,375.00	2.253098
10694	LEXPAP 0 09-06-19	52952MW63	134001	3000	.00	.00	.00	.00	.000000	8,681,207.43	8,695,652.17	.00	98,666.67	2.223694
10695	LEXPAP 0 09-06-19	52952MW63	134001	3000	.00	.00	.00	.00	.000000	8,681,207.43	8,695,652.17	.00	98,666.67	2.223694
10696	LEXPAP 0 09-06-19	52952MW63	134001	3000	.00	.00	.00	.00	.000000	8,681,207.43	8,695,652.17	.00	98,666.67	2.223694
10697	LEXPAP 0 09-06-19	52952MW63	134001	3000	.00	.00	.00	.00	.000000	4,340,603.71	4,347,826.09	.00	49,333.33	2.223694
10698	GRTBRG CP 09-24-19	39021VWQ3	134001	3000	.00	.00	.00	.00	.000000	459,093.81	460,173.91	.00	5,480.16	2.335482
10699	BCIMIA CP 10-28-19	05990DXU1	134001	3000	.00	.00	.00	.00	.000000	943,971.46	947,282.61	.00	11,135.83	2.308067

STATE OF ARKANSAS
OFFICE OF THE TREASURER
AVERAGE DAILY BALANCE REPORT
12/01/19 THROUGH 12/31/19
SORT KEYS: GPIC
FUNDS: *****

INVEST NO.	DESCRIPTION	CUSIP	FUND	ICC#	PERIOD TO DATE					YEAR TO DATE				
					AVERAGE DAILY BALANCE-BOOK	AVERAGE DAILY BALANCE-PAR	ACCRUAL	AMORTIZATION	YIELD	AVERAGE DAILY BALANCE-BOOK	AVERAGE DAILY BALANCE-PAR	ACCRUAL	AMORTIZATION	YIELD
10700	GRTBRG CP 09-05-19	39021VW59	134001	3000	.00	.00	.00	.00	.000000	650,764.97	651,847.83	.00	7,762.78	2.333876
10701	KOMTSU CP 08-20-19	50045WVL2	134001	3000	.00	.00	.00	.00	.000000	760,212.68	760,869.57	.00	8,633.33	2.221917
10706	KOMTSU CP 0 09-05-19	50045WV56	134001	3000	.00	.00	.00	.00	.000000	813,909.65	815,217.39	.00	9,375.00	2.253615
10707	ISFLLC CP 08-07-19	45779QV78	134001	3000	.00	.00	.00	.00	.000000	271,722.00	271,739.13	.00	3,152.78	2.270145
10709	MCFUND 0 09-13-19	62455BWD3	134001	3000	.00	.00	.00	.00	.000000	7,215,112.09	7,228,260.87	.00	83,125.00	2.254100
10710	MCFUND CP 09-10-19	62455BWA9	134001	3000	.00	.00	.00	.00	.000000	7,595,584.24	7,608,695.65	.00	87,500.00	2.253884
10739	BUNGPP 0 08-08-19	12056UV81	134001	3000	.00	.00	.00	.00	.000000	59,778.79	59,782.61	.00	702.78	2.300154
10740	BUNGPP 0 08-08-19	12056UV81	134001	3000	.00	.00	.00	.00	.000000	239,115.16	239,130.43	.00	2,811.11	2.300146
10751	MCFUND CP 08-12-19	62455BVC6	134001	3000	.00	.00	.00	.00	.000000	120,630.36	120,652.17	.00	1,338.17	2.170398
10757	ACPP CP 08-12-19	01854WVC5	134001	3000	.00	.00	.00	.00	.000000	326,028.53	326,086.96	.00	3,583.33	2.150383
10758	ISFLLC CP 08-12-19	45779QVC7	134001	3000	.00	.00	.00	.00	.000000	815,064.54	815,217.39	.00	9,375.00	2.250422
10775	ISFLLC CP 08-20-19	45779QVL7	134001	3000	.00	.00	.00	.00	.000000	152,107.34	152,173.91	.00	1,750.00	2.250985
10776	ISFLLC CP 08-20-19	45779QVL7	134001	3000	.00	.00	.00	.00	.000000	219,034.57	219,130.43	.00	2,520.00	2.250985
10778	AGREBNK CP 11-15-19	00850VYF3	134001	3000	.00	.00	.00	.00	.000000	22,902,835.39	22,989,130.43	.00	269,075.00	2.298628
10798	AGREBNK CP 11-08-19	00850VY89	134001	3000	.00	.00	.00	.00	.000000	4,657,468.60	4,673,913.04	.00	54,944.44	2.308121
10800	BCHNHK CP 11-05-19	06119RY58	134001	3000	.00	.00	.00	.00	.000000	7,743,262.11	7,769,972.83	.00	91,340.35	2.307934
10804	ISFLLC CP 08-15-19	45779QVF0	134001	3000	.00	.00	.00	.00	.000000	152,164.40	152,173.91	.00	1,750.00	2.250141
10812	ISFLLC CP 08-16-19	45779QVG8	134001	3000	.00	.00	.00	.00	.000000	271,722.15	271,739.13	.00	3,125.00	2.250141
10814	ISFLLC CP 08-19-19	45779QVK9	134001	3000	.00	.00	.00	.00	.000000	815,064.54	815,217.39	.00	9,375.00	2.250422
10825	ISFLLC CP 08-20-19	45779QVL7	134001	3000	.00	.00	.00	.00	.000000	271,722.15	271,739.13	.00	3,125.00	2.250141
10952	SWKPP 0 09-26-19	85462DWS8	134001	3000	.00	.00	.00	.00	.000000	5,699,198.37	5,706,521.74	.00	64,166.66	2.202827
10953	SWKPP 0 09-26-19	85462DWS8	134001	3000	.00	.00	.00	.00	.000000	3,373,925.43	3,378,260.87	.00	37,986.67	2.202827
10954	MITUSA 0 09-27-19	60683KWT6	134001	3000	.00	.00	.00	.00	.000000	5,970,333.03	5,978,260.87	.00	66,305.55	2.172881
10955	MITUSA 0 09-27-19	60683KWT6	134001	3000	.00	.00	.00	.00	.000000	5,970,333.03	5,978,260.87	.00	66,305.55	2.172881
10959	MCFUND CP 0 09-20-19	62455BWL5	134001	3000	.00	.00	.00	.00	.000000	1,521,001.93	1,521,739.13	.00	16,955.56	2.181057
10960	MCFUND 0 09-13-19	62455BWD3	134001	3000	.00	.00	.00	.00	.000000	271,722.75	271,739.13	.00	3,013.89	2.170132
10961	MCFUND 0 09-13-19	62455BWD3	134001	3000	.00	.00	.00	.00	.000000	271,722.75	271,739.13	.00	3,013.89	2.170132
10971	ISFLLC CP 09-19-19	45779QWK8	134001	3000	.00	.00	.00	.00	.000000	81,506.45	81,521.74	.00	937.50	2.250422
10972	SOCGEN CP 09-17-19	83369CWH3	134001	3000	.00	.00	.00	.00	.000000	103,253.76	103,260.87	.00	1,308.89	2.480173
10973	ISFLLC CP 09-17-19	45779QWH5	134001	3000	.00	.00	.00	.00	.000000	108,688.86	108,695.65	.00	1,250.00	2.250141
10974	ISFLLC CP 09-17-19	45779QWH5	134001	3000	.00	.00	.00	.00	.000000	108,688.86	108,695.65	.00	1,250.00	2.250141
10975	SOCGEN CP 09-17-19	83369CWH3	134001	3000	.00	.00	.00	.00	.000000	271,720.41	271,739.13	.00	3,444.44	2.480168
10976	VICTOR CP 0 09-25-19	92646LWR7	134001	3000	.00	.00	.00	.00	.000000	2,444,276.49	2,445,652.17	.00	28,125.00	2.251266
10977	VICTOR CP 0 09-25-19	92646LWR7	134001	3000	.00	.00	.00	.00	.000000	2,444,276.49	2,445,652.17	.00	28,125.00	2.251266
10981	VICTOR CP 0 09-27-19	92646LWT3	134001	3000	.00	.00	.00	.00	.000000	3,801,152.17	3,804,347.83	.00	42,000.00	2.161816
10982	MCFUND 0 09-20-19	62455BWL5	134001	3000	.00	.00	.00	.00	.000000	1,901,367.60	1,902,173.91	.00	21,194.44	2.180924
10983	MCFUND 0 09-27-19	62455BWT8	134001	3000	.00	.00	.00	.00	.000000	3,801,122.58	3,804,347.83	.00	42,388.89	2.181850
10984	MCFUND 0 09-27-19	62455BWT8	134001	3000	.00	.00	.00	.00	.000000	1,900,561.29	1,902,173.91	.00	21,194.44	2.181849
10985	VICTOR CP 0 09-25-19	92646LWR7	134001	3000	.00	.00	.00	.00	.000000	733,282.95	733,695.65	.00	8,437.50	2.251266
10986	ANGLES CP 09-18-19	0347M3WJ9	134001	3000	.00	.00	.00	.00	.000000	135,860.13	135,869.57	.00	1,736.11	2.500172
10987	BNSPP CP 09-24-19	06417KWQ8	134001	3000	.00	.00	.00	.00	.000000	1,140,638.59	1,141,304.35	.00	17,500.00	3.001751
10988	ANGLES CP 09-18-19	0347M3WJ9	134001	3000	.00	.00	.00	.00	.000000	190,190.97	190,217.39	.00	4,861.11	5.000693

STATE OF ARKANSAS
OFFICE OF THE TREASURER
AVERAGE DAILY BALANCE REPORT
12/01/19 THROUGH 12/31/19
SORT KEYS: GPIC
FUNDS: *****

INVEST NO.	DESCRIPTION	CUSIP	FUND	ICC#	PERIOD TO DATE					YEAR TO DATE				
					AVERAGE DAILY BALANCE-BOOK	AVERAGE DAILY BALANCE-PAR	ACCRUAL	AMORTIZATION	YIELD	AVERAGE DAILY BALANCE-BOOK	AVERAGE DAILY BALANCE-PAR	ACCRUAL	AMORTIZATION	YIELD
10989	BARCAP CP 09-18-19	06945MWJ1	134001	3000	.00	.00	.00	.00	.000000	271,701.39	271,739.13	.00	6,944.44	5.000691
10990	BARCAP CP 09-18-19	06945MWJ1	134001	3000	.00	.00	.00	.00	.000000	271,701.39	271,739.13	.00	6,944.44	5.000691
10991	BARCAP CP 09-18-19	06945MWJ1	134001	3000	.00	.00	.00	.00	.000000	135,850.69	135,869.57	.00	3,472.22	5.000691
10992	SOCGEN CP 09-18-19	83369CWJ9	134001	3000	.00	.00	.00	.00	.000000	271,707.80	271,739.13	.00	5,763.89	4.150479
10993	SOCGEN CP 09-18-19	83369CWJ9	134001	3000	.00	.00	.00	.00	.000000	271,707.80	271,739.13	.00	5,763.89	4.150479
10994	SOCGEN CP 09-18-19	83369CWJ9	134001	3000	.00	.00	.00	.00	.000000	271,707.80	271,739.13	.00	5,763.89	4.150479
10995	SOCGEN CP 09-18-19	83369CWJ9	134001	3000	.00	.00	.00	.00	.000000	119,551.43	119,565.22	.00	2,536.11	4.150477
10996	CEDRSP CP 09-19-19	15060YWK2	134001	3000	.00	.00	.00	.00	.000000	54,344.05	54,347.83	.00	694.44	2.500158
10997	ISFLLC CP 09-19-19	45779QWK8	134001	3000	.00	.00	.00	.00	.000000	103,253.70	103,260.87	.00	1,319.44	2.500165
10998	MCFUND CP 09-27-19	62455BWT8	134001	3000	.00	.00	.00	.00	.000000	928,801.83	929,347.83	.00	11,162.50	2.351381
10999	EBURY CP 09-19-19	27873KWK4	134001	3000	.00	.00	.00	.00	.000000	119,557.25	119,565.22	.00	1,466.67	2.400165
11000	ISFLLC CP 09-19-19	45779QWK8	134001	3000	.00	.00	.00	.00	.000000	271,720.26	271,739.13	.00	3,472.22	2.500172
11001	ANGLES CP 09-19-19	0347M3WK6	134001	3000	.00	.00	.00	.00	.000000	271,720.26	271,739.13	.00	3,472.22	2.500172
11002	ANGLES CP 09-19-19	0347M3WK6	134001	3000	.00	.00	.00	.00	.000000	271,720.26	271,739.13	.00	3,472.22	2.500172
11003	LEXPAP CP 09-19-19	52952MWK2	134001	3000	.00	.00	.00	.00	.000000	271,720.26	271,739.13	.00	3,472.22	2.500172
11004	LEXPAP CP 09-19-19	52952MWK2	134001	3000	.00	.00	.00	.00	.000000	271,720.26	271,739.13	.00	3,472.22	2.500172
11005	LEXPAP CP 09-19-19	52952MWK2	134001	3000	.00	.00	.00	.00	.000000	271,720.26	271,739.13	.00	3,472.22	2.500172
11006	LEXPAP CP 09-19-19	52952MWK2	134001	3000	.00	.00	.00	.00	.000000	108,688.10	108,695.65	.00	1,388.89	2.500176
11007	BARCAP CP 09-20-19	06945MWL6	134001	3000	.00	.00	.00	.00	.000000	119,015.13	119,021.74	.00	1,216.67	2.000117
11008	COLFDG CP 09-20-19	19767DWL4	134001	3000	.00	.00	.00	.00	.000000	271,723.58	271,739.13	.00	2,861.11	2.060117
11009	COLFDG CP 09-20-19	19767DWL4	134001	3000	.00	.00	.00	.00	.000000	271,723.58	271,739.13	.00	2,861.11	2.060117
11010	GDPP 0 09-26-19	36955EWS3	134001	3000	.00	.00	.00	.00	.000000	1,901,415.69	1,902,173.91	.00	19,930.50	2.050812
11011	GDPP 0 09-26-19	36955EWS3	134001	3000	.00	.00	.00	.00	.000000	1,901,415.69	1,902,173.91	.00	19,930.50	2.050812
11012	GDPP 0 09-26-19	36955EWS3	134001	3000	.00	.00	.00	.00	.000000	1,407,047.61	1,407,608.70	.00	14,748.57	2.050812
11013	CMSERA CP 0 09-27-19	2063C1WT3	134001	3000	.00	.00	.00	.00	.000000	2,172,922.71	2,173,913.04	.00	22,777.78	2.050935
11014	CMSERA CP 0 09-27-19	2063C1WT3	134001	3000	.00	.00	.00	.00	.000000	2,172,922.71	2,173,913.04	.00	22,777.78	2.050935
11015	CMSERA CP 0 09-27-19	2063C1WT3	134001	3000	.00	.00	.00	.00	.000000	2,172,922.71	2,173,913.04	.00	22,777.78	2.050935
11016	CMSERA CP 0 09-27-19	2063C1WT3	134001	3000	.00	.00	.00	.00	.000000	1,086,461.35	1,086,956.52	.00	11,388.89	2.050935
11066	COLFDG CP 0 09-27-19	19767DWT7	134001	3000	.00	.00	.00	.00	.000000	1,901,408.29	1,902,173.91	.00	20,125.00	2.070834
11067	MATFIN CP 0 09-27-19	57666BWT3	134001	3000	.00	.00	.00	.00	.000000	1,901,408.29	1,902,173.91	.00	20,125.00	2.070834
11068	ANGLES CP 09-26-19	0347M3WS9	134001	3000	.00	.00	.00	.00	.000000	96,728.54	96,739.13	.00	974.06	1.970225
11070	COLFDG CP 0 09-27-19	19767DWT7	134001	3000	.00	.00	.00	.00	.000000	304,225.33	304,347.83	.00	3,220.00	2.070834
11072	MATFIN CP 0 09-27-19	57666BWT3	134001	3000	.00	.00	.00	.00	.000000	1,140,844.97	1,141,304.35	.00	12,075.00	2.070834
11073	COLFDG CP 09-25-19	19767DWR1	134001	3000	.00	.00	.00	.00	.000000	73,365.49	73,369.57	.00	750.00	2.000111
11074	COLFDG CP 09-25-19	19767DWR1	134001	3000	.00	.00	.00	.00	.000000	271,724.03	271,739.13	.00	2,777.78	2.000113
11075	COLFDG CP 09-25-19	19767DWR1	134001	3000	.00	.00	.00	.00	.000000	271,724.03	271,739.13	.00	2,777.78	2.000113
11076	AGRCP CP 09-27-19	05353BWT0	134001	3000	.00	.00	.00	.00	.000000	184,760.02	184,782.61	.00	2,077.78	2.200271
11077	BUNGPP CP 09-26-19	12056UWS6	134001	3000	.00	.00	.00	.00	.000000	135,861.26	135,869.57	.00	1,527.78	2.200138
11078	ICEPP CP 09-30-19	45856XWW3	134001	3000	.00	.00	.00	.00	.000000	792,221.13	792,445.65	.00	8,262.57	2.040579
11079	COLFDG CP 09-26-19	19767DWS9	134001	3000	.00	.00	.00	.00	.000000	271,724.03	271,739.13	.00	2,777.78	2.000113
11080	COLFDG CP 09-26-19	19767DWS9	134001	3000	.00	.00	.00	.00	.000000	271,724.03	271,739.13	.00	2,777.78	2.000113
11081	ANGLES 0 09-30-19	0347M3WW0	134001	3000	.00	.00	.00	.00	.000000	1,358,318.24	1,358,695.65	.00	13,888.89	2.000556

STATE OF ARKANSAS
OFFICE OF THE TREASURER
AVERAGE DAILY BALANCE REPORT
12/01/19 THROUGH 12/31/19
SORT KEYS: GPIC
FUNDS: *****

INVEST NO.	DESCRIPTION	CUSIP	FUND	ICCS#	PERIOD TO DATE					YEAR TO DATE				
					AVERAGE DAILY BALANCE-BOOK	AVERAGE DAILY BALANCE-PAR	ACCRUAL	AMORTIZATION	YIELD	AVERAGE DAILY BALANCE-BOOK	AVERAGE DAILY BALANCE-PAR	ACCRUAL	AMORTIZATION	YIELD
11082	ANGLES 0 09-30-19	0347M3WW0	134001	3000	.00	.00	.00	.00	.000000	135,831.82	135,869.57	.00	1,388.89	2.000557
11085	ICEPP CP 09-30-19	45856XWW3	134001	3000	.00	.00	.00	.00	.000000	141,272.32	141,304.35	.00	1,473.33	2.040458
11086	CABOTC CP 09-30-19	12705XWW6	134001	3000	.00	.00	.00	.00	.000000	273,845.17	273,913.04	.00	3,122.00	2.230553
11087	MCFUND CP 09-30-19	62455BWW1	134001	3000	.00	.00	.00	.00	.000000	304,281.88	304,347.83	.00	3,033.33	1.950420
11088	CSLBHO CP 10-11-19	12655NXB3	134001	3000	.00	.00	.00	.00	.000000	1,303,419.81	1,304,347.83	.00	15,066.67	2.261610
11089	COLFDG CP 09-27-19	19767DWT7	134001	3000	.00	.00	.00	.00	.000000	108,689.61	108,695.65	.00	1,111.11	2.000109
11090	ISFLLC CP 10-03-19	45779QX35	134001	3000	.00	.00	.00	.00	.000000	1,249,374.17	1,249,728.26	.00	13,413.75	2.100595
11091	ANGLES CP 09-30-19	0347M3WW0	134001	3000	.00	.00	.00	.00	.000000	869,376.81	869,565.22	.00	8,666.67	1.950423
11092	COLFDG CP 09-27-19	19767DWT7	134001	3000	.00	.00	.00	.00	.000000	271,724.03	271,739.13	.00	2,777.78	2.000113
11093	COLFDG CP 10-04-19	19767DX41	134001	3000	.00	.00	.00	.00	.000000	2,173,215.58	2,173,913.04	.00	23,333.33	2.100674
11094	CSLBHO CP 10-02-19	12655NX23	134001	3000	.00	.00	.00	.00	.000000	1,629,977.51	1,630,434.78	.00	19,416.67	2.330654
11095	ANGLES CP 0 10-04-19	0347M3X41	134001	3000	.00	.00	.00	.00	.000000	2,173,222.22	2,173,913.04	.00	23,111.11	2.080661
11096	ANGLES CP 0 10-04-19	0347M3X41	134001	3000	.00	.00	.00	.00	.000000	2,173,222.22	2,173,913.04	.00	23,111.11	2.080661
11102	MBCCPP CP 9-25-19	6117P5WR4	134001	3000	.00	.00	.00	.00	.000000	24,997.21	25,000.00	.00	256.83	2.010198
11103	COLFDG CP 09-25-19	19767DWQ3	134001	3000	.00	.00	.00	.00	.000000	184,772.24	184,782.61	.00	1,907.78	2.020116
11104	ISFLLC 0 09-26-19	45779QWS1	134001	3000	.00	.00	.00	.00	.000000	815,081.52	815,217.39	.00	8,333.33	2.000333
11105	MCFUND 0 09-30-19	62455BWW1	134001	3000	.00	.00	.00	.00	.000000	1,901,426.78	1,902,173.91	.00	19,638.89	2.020794
11106	MCFUND 0 09-30-19	62455BWW1	134001	3000	.00	.00	.00	.00	.000000	1,407,055.82	1,407,608.70	.00	14,532.78	2.020794
11108	ICECPP 0 09-30-19	45856XWW3	134001	3000	.00	.00	.00	.00	.000000	1,565,453.07	1,565,896.74	.00	16,327.08	2.040578
11109	COLFDG CP 10-04-19	19767DX41	134001	3000	.00	.00	.00	.00	.000000	581,906.67	582,065.22	.00	6,188.00	2.080567
11110	CWEPP CP 09-30-19	20279WWW7	134001	3000	.00	.00	.00	.00	.000000	815,072.69	815,217.39	.00	8,875.00	2.130378
11111	MCFUND 0 09-30-19	62455BWW1	134001	3000	.00	.00	.00	.00	.000000	978,101.90	978,260.87	.00	9,750.00	1.950317
11112	ROMUPP 0 09-30-19	77619FWW3	134001	3000	.00	.00	.00	.00	.000000	1,043,284.35	1,043,478.26	.00	11,893.33	2.230414
11117	EBURY CP 10-01-19	27873KX15	134001	3000	.00	.00	.00	.00	.000000	51,630.43	51,630.43	.00	527.78	2.000008
11118	ISFLLC CP 10-01-19	45779QX19	134001	3000	.00	.00	.00	.00	.000000	135,869.57	135,869.57	.00	1,423.61	2.049998
11119	EBURY CP 10-01-19	27873KX15	134001	3000	.00	.00	.00	.00	.000000	135,869.57	135,869.57	.00	1,388.89	2.000002
11120	ATLASS CP 0 10-11-19	04821LUXB3	134001	3000	.00	.00	.00	.00	.000000	2,987,403.38	2,989,130.43	.00	31,777.78	2.081203
11121	ATLASS CP 0 10-11-19	04821LUXB3	134001	3000	.00	.00	.00	.00	.000000	1,758,086.89	1,759,103.26	.00	18,701.22	2.081202
11124	CMSERA CP 10-11-19	2063CLXB1	134001	3000	.00	.00	.00	.00	.000000	2,987,403.38	2,989,130.43	.00	31,777.78	2.081203
11125	CMSERA CP 10-11-19	2063CLXB1	134001	3000	.00	.00	.00	.00	.000000	2,987,403.38	2,989,130.43	.00	31,777.78	2.081203
11126	MCFUND 0 10-11-19	62455BWB6	134001	3000	.00	.00	.00	.00	.000000	2,987,419.99	2,989,130.43	.00	31,472.22	2.061179
11127	MCFUND 0 10-11-19	62455BWB6	134001	3000	.00	.00	.00	.00	.000000	2,987,419.99	2,989,130.43	.00	31,472.22	2.061179
11128	COLFDG CP 0 10-01-19	19767DX17	134001	3000	.00	.00	.00	.00	.000000	271,739.13	271,739.13	.00	2,847.22	2.049998
11129	COLFDG CP 0 10-01-19	19767DX17	134001	3000	.00	.00	.00	.00	.000000	271,739.13	271,739.13	.00	2,847.22	2.049998
11130	COLFDG CP 0 10-01-19	19767DX17	134001	3000	.00	.00	.00	.00	.000000	81,521.74	81,521.74	.00	854.17	2.050008
11131	ROMUPP 0 10-25-19	77619FXR3	134001	3000	.00	.00	.00	.00	.000000	6,783,197.46	6,793,478.26	.00	78,819.44	2.273440
11132	ROMUPP 0 10-25-19	77619FXR3	134001	3000	.00	.00	.00	.00	.000000	6,783,197.46	6,793,478.26	.00	78,819.44	2.273440
11133	ROMUPP 0 10-25-19	77619FXR3	134001	3000	.00	.00	.00	.00	.000000	2,034,959.24	2,038,043.48	.00	23,645.83	2.273440
11134	LMAUS 0 10-17-19	53944RXH6	134001	3000	.00	.00	.00	.00	.000000	4,615,233.09	4,619,565.22	.00	49,819.44	2.111980
11135	LMAUS 0 10-17-19	53944RXH6	134001	3000	.00	.00	.00	.00	.000000	4,615,233.09	4,619,565.22	.00	49,819.44	2.111980
11136	LMAUS 0 10-17-19	53944RXH6	134001	3000	.00	.00	.00	.00	.000000	4,615,233.09	4,619,565.22	.00	49,819.44	2.111980
11137	LMAUS 0 10-17-19	53944RXH6	134001	3000	.00	.00	.00	.00	.000000	2,769,139.85	2,771,739.13	.00	29,891.67	2.111981

STATE OF ARKANSAS
OFFICE OF THE TREASURER
AVERAGE DAILY BALANCE REPORT
12/01/19 THROUGH 12/31/19
SORT KEYS: GPIC
FUNDS: *****

INVEST NO.	DESCRIPTION	CUSIP	FUND	ICCS#	PERIOD TO DATE					YEAR TO DATE				
					AVERAGE DAILY BALANCE-BOOK	AVERAGE DAILY BALANCE-PAR	ACCRUAL	AMORTIZATION	YIELD	AVERAGE DAILY BALANCE-BOOK	AVERAGE DAILY BALANCE-PAR	ACCRUAL	AMORTIZATION	YIELD
11138	ANGLES CP 10-18-19	0347M3XJ8	134001	3000	.00	.00	.00	.00	.000000	7,818,400.00	7,826,086.96	.00	83,200.00	2.082045
11164	COLFDG CP 10-08-19	19767DX82	134001	3000	.00	.00	.00	.00	.000000	570,426.92	570,652.17	.00	5,920.83	2.030800
11165	ISFLLC CP 10-07-19	45779QX76	134001	3000	.00	.00	.00	.00	.000000	488,966.58	489,130.43	.00	5,025.00	2.010674
11166	BUNGPP CP 10-02-19	12056UX22	134001	3000	.00	.00	.00	.00	.000000	108,689.01	108,695.65	.00	1,222.22	2.200130
11167	GLENPP CP 11-01-19	37790BY13	134001	3000	.00	.00	.00	.00	.000000	1,887,830.65	1,891,304.35	.00	22,040.00	2.284195
11168	ISFLLC CP 10-09-19	45779QX92	134001	3000	.00	.00	.00	.00	.000000	570,429.14	570,652.17	.00	5,862.50	2.010786
11169	CSLBHO 0 10-28-19	12655NXU1	134001	3000	.00	.00	.00	.00	.000000	4,366,810.26	4,374,076.09	.00	51,419.69	2.303827
11170	COLFDG CP 10-09-19	19767DX90	134001	3000	.00	.00	.00	.00	.000000	1,521,147.34	1,521,739.13	.00	15,555.56	2.000779
11171	ICEPP CP 10-30-19	45856XXW2	134001	3000	.00	.00	.00	.00	.000000	1,054,897.34	1,056,521.74	.00	11,070.00	2.053157
11172	COLFDG CP 10-10-19	19767DXA7	134001	3000	.00	.00	.00	.00	.000000	1,292,980.27	1,293,478.26	.00	13,090.00	1.980763
11173	ISFLLC CP 0 10-25-19	45779QXR2	134001	3000	.00	.00	.00	.00	.000000	5,970,844.50	5,978,260.87	.00	62,027.78	2.032522
11174	GLENPP CP 10-30-19	37790BXW6	134001	3000	.00	.00	.00	.00	.000000	1,481,263.22	1,483,695.65	.00	17,214.17	2.273728
11175	ISFLLC CP 10-07-19	45779QX76	134001	3000	.00	.00	.00	.00	.000000	407,540.76	407,608.70	.00	4,166.67	2.000335
11176	COLFDG 0 10-11-19	19767DXB5	134001	3000	.00	.00	.00	.00	.000000	1,901,448.97	1,902,173.91	.00	19,055.56	1.960748
11180	CMSERA CP 10-15-19	2063CLXF2	134001	3000	.00	.00	.00	.00	.000000	1,521,079.71	1,521,739.13	.00	15,166.67	1.950846
11181	CEDRSP CP 10-15-19	15060YXF2	134001	3000	.00	.00	.00	.00	.000000	513,392.22	513,586.96	.00	5,118.75	1.950740
11190	ISFLLC CP 10-10-19	45779QXA9	134001	3000	.00	.00	.00	.00	.000000	135,862.02	135,869.57	.00	1,388.89	2.000113
11191	ANGLES CP 10-15-19	0347M3XF6	134001	3000	.00	.00	.00	.00	.000000	984,470.76	984,782.61	.00	9,563.33	1.900601
11199	MCFUND CP 10-21-19	62455BXM2	134001	3000	.00	.00	.00	.00	.000000	896,204.82	896,739.13	.00	8,937.50	1.951163
11200	BARCAP CP 10-24-19	06945MXQ4	134001	3000	.00	.00	.00	.00	.000000	1,254,482.74	1,255,434.78	.00	12,512.50	1.951480
11201	CEDRSP CP 10-18-19	15060YXJ4	134001	3000	.00	.00	.00	.00	.000000	869,188.41	869,565.22	.00	8,666.67	1.950846
11202	ANGLES CP 10-15-19	0347M3XF6	134001	3000	.00	.00	.00	.00	.000000	543,334.84	543,478.26	.00	5,277.78	1.900502
11203	BARCAP CP 10-24-19	06945MXQ4	134001	3000	.00	.00	.00	.00	.000000	1,900,731.43	1,902,173.91	.00	18,958.33	1.951480
11204	ROMUPP CP 10-30-19	77619FXW2	134001	3000	.00	.00	.00	.00	.000000	309,419.65	309,782.61	.00	3,515.00	2.222604
11205	CMSERA CP 10-30-19	2063CLXW5	134001	3000	.00	.00	.00	.00	.000000	3,300,947.10	3,304,347.83	.00	32,933.33	1.952009
11206	MCFUND 0 10-30-19	62455BXW0	134001	3000	.00	.00	.00	.00	.000000	5,157,648.10	5,163,043.48	.00	52,250.00	1.982071
11207	MCFUND 0 10-30-19	62455BXW0	134001	3000	.00	.00	.00	.00	.000000	5,157,648.10	5,163,043.48	.00	52,250.00	1.982071
11208	MCFUND 0 10-30-19	62455BXW0	134001	3000	.00	.00	.00	.00	.000000	5,157,648.10	5,163,043.48	.00	52,250.00	1.982071
11210	COLFDG 0 10-29-19	19767DXV1	134001	3000	.00	.00	.00	.00	.000000	586,896.73	587,331.52	.00	6,153.93	2.051519
11211	COLFDG 0 10-29-19	19767DXV1	134001	3000	.00	.00	.00	.00	.000000	3,801,314.92	3,804,347.83	.00	39,861.11	2.051636
11212	COLFDG 0 10-29-19	19767DXV1	134001	3000	.00	.00	.00	.00	.000000	228,078.89	228,260.87	.00	2,391.67	2.051638
11225	ISFLLC CP 10-17-19	45779QXH4	134001	3000	.00	.00	.00	.00	.000000	108,689.55	108,695.65	.00	1,122.22	2.020109
11226	CMSERA CP 10-24-19	2063CLXQ8	134001	3000	.00	.00	.00	.00	.000000	869,188.41	869,565.22	.00	8,666.67	1.950846
11227	CMSERA CP 10-25-19	2063CLXR6	134001	3000	.00	.00	.00	.00	.000000	977,783.97	978,260.87	.00	9,750.00	1.950951
11228	COLFDG CP 0 11-08-19	19767DY81	134001	3000	.00	.00	.00	.00	.000000	3,746,258.79	3,750,000.00	.00	39,483.33	2.062057
11229	COLFDG CP 0 11-08-19	19767DY81	134001	3000	.00	.00	.00	.00	.000000	6,243,764.64	6,250,000.00	.00	65,805.55	2.062057
11230	COLFDG CP 0 11-08-19	19767DY81	134001	3000	.00	.00	.00	.00	.000000	3,121,882.32	3,125,000.00	.00	32,902.78	2.062057
11231	CEDRSP CP 0 10-25-19	15060YXR6	134001	3000	.00	.00	.00	.00	.000000	2,444,435.46	2,445,652.17	.00	24,875.00	1.990991
11232	CEDRSP CP 0 10-25-19	15060YXR6	134001	3000	.00	.00	.00	.00	.000000	1,466,661.28	1,467,391.30	.00	14,925.00	1.990991
11233	GLENPP CP 12-06-19	37790BZ61	134001	3000	1,096,431.45	1,096,774.19	.00	2,125.00	2.250703	1,843,714.67	1,847,826.09	.00	21,250.00	2.255017
11234	MCFUND CP 12-19-19	62455BZK4	134001	3000	7,540,612.26	7,548,387.10	.00	13,390.00	2.062124	4,440,316.74	4,451,086.96	.00	46,865.00	2.064997
11235	ISFLLC CP 10-18-19	45779QXJ0	134001	3000	.00	.00	.00	.00	.000000	135,862.02	135,869.57	.00	1,388.89	2.000113

STATE OF ARKANSAS
OFFICE OF THE TREASURER
AVERAGE DAILY BALANCE REPORT
12/01/19 THROUGH 12/31/19
SORT KEYS: GPIC
FUNDS: *****

INVEST NO.	DESCRIPTION	CUSIP	FUND	ICCS#	PERIOD TO DATE					YEAR TO DATE				
					AVERAGE DAILY BALANCE-BOOK	AVERAGE DAILY BALANCE-PAR	ACCRUAL	AMORTIZATION	YIELD	AVERAGE DAILY BALANCE-BOOK	AVERAGE DAILY BALANCE-PAR	ACCRUAL	AMORTIZATION	YIELD
11236	ISFLLC CP 10-24-19	45779QXQ4	134001	3000	.00	.00	.00	.00	.000000	1,208,171.28	1,208,641.30	.00	12,355.00	2.000778
11237	CMSERA CP 10-24-19	2063C1XQ8	134001	3000	.00	.00	.00	.00	.000000	1,369,045.92	1,369,565.22	.00	13,650.00	1.950740
11238	ANGLES CP 0 12-06-19	0347M3Z64	134001	3000	6,449,820.79	6,451,612.90	.00	11,111.11	2.000556	10,848,067.63	10,869,565.22	.00	111,111.11	2.003963
11239	ANGLES CP 0 10-18-19	0347M3XJ8	134001	3000	.00	.00	.00	.00	.000000	271,724.49	271,739.13	.00	2,694.44	1.940101
11240	BCIMIA 0 12-23-19	05990DZP0	134001	3000	35,438,333.33	35,483,870.97	.00	64,166.67	2.102699	18,158,903.98	18,206,521.74	.00	195,416.67	2.105507
11241	CMSERA CP 0 11-08-19	2063C1Y87	134001	3000	.00	.00	.00	.00	.000000	7,167,483.70	7,173,913.04	.00	71,500.00	1.951749
11242	GLENPP 0 12-13-19	37790BZD6	134001	3000	2,050,074.19	2,051,612.90	.00	3,975.00	2.251689	1,609,183.70	1,613,043.48	.00	18,550.00	2.255397
11243	MCFUND CP 12-06-19	62455BZ65	134001	3000	886,846.66	887,096.77	.00	1,550.69	2.030567	1,461,779.85	1,464,673.91	.00	15,196.81	2.034020
11244	ANGLES CP 11-01-19	0347M3Y16	134001	3000	.00	.00	.00	.00	.000000	912,361.74	913,043.48	.00	8,960.00	1.921435
11245	ANGLES CP 0 11-08-19	0347M3Y81	134001	3000	.00	.00	.00	.00	.000000	5,701,679.12	5,706,521.74	.00	56,875.00	1.951656
11246	ANGLES CP 0 11-08-19	0347M3Y81	134001	3000	.00	.00	.00	.00	.000000	2,280,671.65	2,282,608.70	.00	22,750.00	1.951656
11255	MCFUND CP 12-13-19	62455BZD0	134001	3000	4,642,033.55	4,645,161.29	.00	8,080.00	2.021361	3,449,400.51	3,456,521.74	.00	35,686.67	2.024170
11256	ANGLES CP 11-04-19	0347M3Y40	134001	3000	.00	.00	.00	.00	.000000	1,520,602.90	1,521,739.13	.00	14,933.33	1.921434
11257	CEDRSP CP 0 11-06-19	15060YY61	134001	3000	.00	.00	.00	.00	.000000	2,607,060.69	2,608,695.65	.00	25,333.33	1.901191
11258	ANGLES CP 11-01-19	0347M3Y16	134001	3000	.00	.00	.00	.00	.000000	2,091,163.77	2,092,391.30	.00	20,533.33	1.922127
11259	ISFLLC 0 10-23-19	45779QXP6	134001	3000	.00	.00	.00	.00	.000000	90,755.83	90,760.87	.00	927.78	2.000116
11260	ICEPP 0 11-26-19	45856XYS0	134001	3000	.00	.00	.00	.00	.000000	3,414,863.38	3,419,918.48	.00	33,735.60	1.932857
11288	GLENPP 0 12-06-19	37790BZ61	134001	3000	1,128,687.28	1,129,032.26	.00	2,138.89	2.200674	1,670,583.82	1,673,913.04	.00	18,822.22	2.204384
11289	MCFUND CP 12-20-19	62455BZL2	134001	3000	6,122,627.42	6,129,032.26	.00	10,450.00	1.982071	3,145,257.07	3,152,173.91	.00	31,900.00	1.984354
11290	CMSERA CP 0 11-22-19	2063C1YN4	134001	3000	.00	.00	.00	.00	.000000	3,582,526.63	3,586,956.52	.00	34,833.33	1.902349
11291	EBURY 0 11-25-19	27873KYR7	134001	3000	.00	.00	.00	.00	.000000	6,447,787.83	6,456,521.74	.00	61,380.00	1.862519
11292	GLENPP 0 11-26-19	37790BYS4	134001	3000	.00	.00	.00	.00	.000000	411,842.31	412,500.00	.00	4,532.92	2.153435
11293	ANGLES CP 10-25-19	0347M3XR0	134001	3000	.00	.00	.00	.00	.000000	81,517.48	81,521.74	.00	783.33	1.880090
11294	ISFLLC CP 10-25-19	45779QXR2	134001	3000	.00	.00	.00	.00	.000000	135,862.02	135,869.57	.00	1,388.89	2.000113
11295	EBURY CP 10-25-19	27873KXR8	134001	3000	.00	.00	.00	.00	.000000	271,725.09	271,739.13	.00	2,583.33	1.860094
11296	EBURY CP 10-25-19	27873KXR8	134001	3000	.00	.00	.00	.00	.000000	217,380.07	217,391.30	.00	2,066.67	1.860099
11297	CSLBHO 0 11-25-19	12655NYR7	134001	3000	.00	.00	.00	.00	.000000	1,177,520.47	1,179,347.83	.00	13,261.11	2.203414
11298	ANGLES CP 11-05-19	0347M3Y57	134001	3000	.00	.00	.00	.00	.000000	657,343.06	657,608.70	.00	6,251.67	1.860753
11299	ISFLLC CP 11-01-19	45779QY18	134001	3000	.00	.00	.00	.00	.000000	1,901,452.67	1,902,173.91	.00	18,958.33	1.950739
11300	EBURY CP 10-28-19	27873KXU1	134001	3000	.00	.00	.00	.00	.000000	815,091.03	815,217.39	.00	7,750.00	1.860288
11301	EBURY CP 10-28-19	27873KXU1	134001	3000	.00	.00	.00	.00	.000000	733,581.93	733,695.65	.00	6,975.00	1.860288
11302	ROMUPP 0 11-25-19	77619FYR2	134001	3000	.00	.00	.00	.00	.000000	8,411,157.16	8,423,913.04	.00	92,569.45	2.153261
11303	ROMUPP 0 11-25-19	77619FYR2	134001	3000	.00	.00	.00	.00	.000000	8,411,157.16	8,423,913.04	.00	92,569.45	2.153261
11304	ROMUPP 0 11-25-19	77619FYR2	134001	3000	.00	.00	.00	.00	.000000	504,669.43	505,434.78	.00	5,554.17	2.153262
11305	CSLBHO CP 0 11-26-19	12655NYS5	134001	3000	.00	.00	.00	.00	.000000	4,406,376.65	4,413,043.48	.00	48,268.89	2.143238
11306	EBURY CP 10-29-19	27873KXV9	134001	3000	.00	.00	.00	.00	.000000	282,594.09	282,608.70	.00	2,686.67	1.860098
11307	EBURY CP 0 10-29-19	27873KXV9	134001	3000	.00	.00	.00	.00	.000000	271,725.09	271,739.13	.00	2,583.33	1.860094
11308	EBURY CP 0 10-29-19	27873KXV9	134001	3000	.00	.00	.00	.00	.000000	163,035.05	163,043.48	.00	1,550.00	1.860096
11311	CSLBHO CP 11-29-19	12655NYV8	134001	3000	.00	.00	.00	.00	.000000	353,208.62	353,804.35	.00	3,887.92	2.153628
11312	ISFLLC CP 10-30-19	45779QXW1	134001	3000	.00	.00	.00	.00	.000000	76,082.73	76,086.96	.00	777.78	2.000117
11313	CEDRSP CP 10-30-19	15060YXW5	134001	3000	.00	.00	.00	.00	.000000	256,291.18	256,304.35	.00	2,423.50	1.850095
11314	EBURY CP 0 10-30-19	27873KXW7	134001	3000	.00	.00	.00	.00	.000000	271,725.09	271,739.13	.00	2,583.33	1.860094

STATE OF ARKANSAS
OFFICE OF THE TREASURER
AVERAGE DAILY BALANCE REPORT
12/01/19 THROUGH 12/31/19
SORT KEYS: GPIC
FUNDS: *****

INVEST NO.	DESCRIPTION	CUSIP	FUND	ICC#	PERIOD TO DATE					YEAR TO DATE				
					AVERAGE DAILY BALANCE-BOOK	AVERAGE DAILY BALANCE-PAR	ACCRUAL	AMORTIZATION	YIELD	AVERAGE DAILY BALANCE-BOOK	AVERAGE DAILY BALANCE-PAR	ACCRUAL	AMORTIZATION	YIELD
11315	EBURY CP 0 10-30-19	27873KXW7	134001	3000	.00	.00	.00	.00	.000000	271,725.09	271,739.13	.00	2,583.33	1.860094
11316	EBURY CP 0 10-30-19	27873KXW7	134001	3000	.00	.00	.00	.00	.000000	135,862.55	135,869.57	.00	1,291.67	1.860101
11317	NATXNY CP 10-30-19	63873KXW2	134001	3000	.00	.00	.00	.00	.000000	201,076.96	201,086.96	.00	1,839.72	1.790087
11332	CSLBHO CP 11-29-19	12655NYV8	134001	3000	.00	.00	.00	.00	.000000	1,627,701.84	1,630,434.78	.00	17,916.67	2.153610
11333	CEDRSP CP 10-31-19	15060YXX3	134001	3000	.00	.00	.00	.00	.000000	85,164.10	85,168.48	.00	805.32	1.850106
11334	EBURY CP 10-31-19	27873KXX5	134001	3000	.00	.00	.00	.00	.000000	108,690.04	108,695.65	.00	1,033.33	1.860090
11335	ISFLLC CP 10-31-19	45779QXX9	134001	3000	.00	.00	.00	.00	.000000	135,862.02	135,869.57	.00	1,388.89	2.000113
11336	EBURY CP 10-31-19	27873KXX5	134001	3000	.00	.00	.00	.00	.000000	353,242.62	353,260.87	.00	3,358.33	1.860094
11337	NATXNY CP 10-31-19	63873KXX0	134001	3000	.00	.00	.00	.00	.000000	271,725.62	271,739.13	.00	2,486.11	1.790088
11338	NATXNY CP 10-31-19	63873KXX0	134001	3000	.00	.00	.00	.00	.000000	271,725.62	271,739.13	.00	2,486.11	1.790088
11339	NATXNY CP 10-31-19	63873KXX0	134001	3000	.00	.00	.00	.00	.000000	271,725.62	271,739.13	.00	2,486.11	1.790088
11341	ISFLLC CP 11-01-19	45779QY18	134001	3000	.00	.00	.00	.00	.000000	135,862.96	135,869.57	.00	1,215.28	1.750088
11342	EBURY CP 11-01-19	27873KY14	134001	3000	.00	.00	.00	.00	.000000	271,726.68	271,739.13	.00	2,291.67	1.650078
11343	MCFUND 0 11-04-19	62455BY41	134001	3000	.00	.00	.00	.00	.000000	1,086,746.38	1,086,956.52	.00	9,666.66	1.740335
11344	MCFUND 0 11-04-19	62455BY41	134001	3000	.00	.00	.00	.00	.000000	108,674.64	108,695.65	.00	966.67	1.740342
11345	CEDRSP CP 11-08-19	15060YY87	134001	3000	.00	.00	.00	.00	.000000	2,173,211.35	2,173,913.04	.00	18,444.44	1.660536
11346	CEDRSP CP 11-08-19	15060YY87	134001	3000	.00	.00	.00	.00	.000000	2,173,211.35	2,173,913.04	.00	18,444.44	1.660536
11347	CEDRSP CP 11-08-19	15060YY87	134001	3000	.00	.00	.00	.00	.000000	1,738,569.08	1,739,130.43	.00	14,755.56	1.660536
11348	MUFGBK CP 11-29-19	62479MYV9	134001	3000	.00	.00	.00	.00	.000000	4,249,675.76	4,255,434.78	.00	37,845.00	1.742358
11355	ICEPP CP 12-13-19	45856XZD2	134001	3000	3,201,378.61	3,203,225.81	.00	4,771.92	1.730999	1,885,889.21	1,888,858.70	.00	16,701.71	1.732724
11356	ISFLLC CP 11-04-19	45779QY42	134001	3000	.00	.00	.00	.00	.000000	163,019.70	163,043.48	.00	1,458.33	1.750251
11357	BUNGPP CP 11-04-19	12056UY47	134001	3000	.00	.00	.00	.00	.000000	326,035.33	326,086.96	.00	3,166.67	1.900303
11358	COLFDG CP 0 11-22-19	19767DYN8	134001	3000	.00	.00	.00	.00	.000000	2,964,396.71	2,967,391.30	.00	26,238.33	1.731747
11361	CSLBHO CP 12-02-19	12655NZ21	134001	3000	86,956.55	87,096.77	.00	155.25	2.073338	410,208.07	410,869.57	.00	4,347.00	2.073338
11363	BUNGPP CP 11-05-19	12056UY54	134001	3000	.00	.00	.00	.00	.000000	108,689.92	108,695.65	.00	1,055.56	1.900108
11364	BUNGPP CP 11-05-19	12056UY54	134001	3000	.00	.00	.00	.00	.000000	163,034.87	163,043.48	.00	1,583.33	1.900096
11366	BUNGPP CP 11-29-19	12056UYV7	134001	3000	.00	.00	.00	.00	.000000	1,302,565.22	1,304,347.83	.00	13,666.67	2.052806
11369	MCFUND CP 12-06-19	62455BZ65	134001	3000	4,837,520.16	4,838,709.68	.00	7,375.00	1.770435	5,210,481.25	5,217,391.30	.00	47,200.00	1.772347
11371	MCFUND CP 11-22-19	62455BYN9	134001	3000	.00	.00	.00	.00	.000000	1,846,386.32	1,847,826.09	.00	15,583.33	1.651286
11372	COLFDG 0 11-25-19	19767DYR9	134001	3000	.00	.00	.00	.00	.000000	4,343,719.81	4,347,826.09	.00	37,777.78	1.701607
11395	CMSERA CP 11-08-19	2063C1Y87	134001	3000	.00	.00	.00	.00	.000000	81,518.16	81,521.74	.00	658.33	1.580061
11396	EBURY CP 11-12-19	27873KYC0	134001	3000	.00	.00	.00	.00	.000000	543,358.24	543,478.26	.00	4,416.67	1.590352
11397	EBURY CP 11-13-19	27873KYD8	134001	3000	.00	.00	.00	.00	.000000	717,201.20	717,391.30	.00	5,830.00	1.590421
11398	ISFLLC CP 11-08-19	45779QY83	134001	3000	.00	.00	.00	.00	.000000	135,862.96	135,869.57	.00	1,215.28	1.750088
11399	ANGLES CP 11-08-19	0347M3Y81	134001	3000	.00	.00	.00	.00	.000000	271,727.05	271,739.13	.00	2,222.22	1.600070
11400	ANGLES CP 11-08-19	0347M3Y81	134001	3000	.00	.00	.00	.00	.000000	54,345.41	54,347.83	.00	444.44	1.600055
11401	MCFUND 0 11-15-19	62455BYF6	134001	3000	.00	.00	.00	.00	.000000	2,173,111.11	2,173,913.04	.00	18,444.44	1.660612
11402	MCFUND 0 11-15-19	62455BYF6	134001	3000	.00	.00	.00	.00	.000000	1,303,866.67	1,304,347.83	.00	11,066.67	1.660613
11421	INTFND CP 11-29-19	4611K1YV1	134001	3000	.00	.00	.00	.00	.000000	1,368,207.07	1,369,565.22	.00	11,900.00	1.701688
11422	ANGLES CP 11-14-19	0347M3YE8	134001	3000	.00	.00	.00	.00	.000000	782,397.39	782,608.70	.00	6,480.00	1.620438
11423	EBURY CP 11-15-19	27873KYF3	134001	3000	.00	.00	.00	.00	.000000	1,369,136.47	1,369,565.22	.00	11,270.00	1.610504
11425	EBURY CP 11-13-19	27873KYD8	134001	3000	.00	.00	.00	.00	.000000	122,277.21	122,282.61	.00	994.00	1.590470

STATE OF ARKANSAS
OFFICE OF THE TREASURER
AVERAGE DAILY BALANCE REPORT
12/01/19 THROUGH 12/31/19
SORT KEYS: GPIC
FUNDS: *****

INVEST NO.	DESCRIPTION	CUSIP	FUND	ICCS#	PERIOD TO DATE					YEAR TO DATE				
					AVERAGE DAILY BALANCE-BOOK	AVERAGE DAILY BALANCE-PAR	ACCRUAL	AMORTIZATION	YIELD	AVERAGE DAILY BALANCE-BOOK	AVERAGE DAILY BALANCE-PAR	ACCRUAL	AMORTIZATION	YIELD
11477	ANGLES CP 11-22-19	0347M3YN8	134001	3000	.00	.00	.00	.00	.000000	400,921.48	401,086.96	.00	3,383.00	1.650925
11478	SOCGEN CP 11-29-19	83369CYV0	134001	3000	.00	.00	.00	.00	.000000	2,606,852.17	2,608,695.65	.00	21,200.00	1.591124
11479	ISFLLC CP 11-20-19	45779QYL4	134001	3000	.00	.00	.00	.00	.000000	1,140,920.41	1,141,304.35	.00	10,092.00	1.730639
11480	ISFLLC CP 11-15-19	45779QYF7	134001	3000	.00	.00	.00	.00	.000000	135,863.07	135,869.57	.00	1,194.44	1.720076
11481	ANGLES CP 0 11-22-19	0347M3YN8	134001	3000	.00	.00	.00	.00	.000000	1,216,947.63	1,217,391.30	.00	10,204.44	1.640597
11482	ANGLES CP 0 11-26-19	0347M3YS7	134001	3000	.00	.00	.00	.00	.000000	2,607,252.17	2,608,695.65	.00	22,133.33	1.660919
11512	CMSERA CP 0 11-25-19	2063CLYR5	134001	3000	.00	.00	.00	.00	.000000	2,172,946.86	2,173,913.04	.00	17,777.78	1.600712
11513	BCIMIA CP 0 12-13-19	05990DZD7	134001	3000	15,474,477.42	15,483,870.97	.00	24,266.67	1.821105	6,080,626.09	6,086,956.52	.00	56,622.22	1.821895
11514	MCFUND 0 11-22-19	62455BYN9	134001	3000	.00	.00	.00	.00	.000000	1,521,250.91	1,521,739.13	.00	12,833.33	1.650529
11516	ANGLES CP 0 11-26-19	0347M3YS7	134001	3000	.00	.00	.00	.00	.000000	738,864.35	739,130.43	.00	6,120.00	1.620583
11517	CMSERA CP 12-06-19	2063CLZ60	134001	3000	3,225,022.40	3,225,806.45	.00	4,861.11	1.750425	1,955,221.92	1,956,521.74	.00	17,500.00	1.751163
11518	COLFDG CP 0 11-26-19	19767DYS7	134001	3000	.00	.00	.00	.00	.000000	999,633.33	1,000,000.00	.00	8,433.33	1.650605
11519	MCFUND CP 12-06-19	62455BZ65	134001	3000	5,643,797.04	5,645,161.29	.00	8,458.33	1.740420	3,421,651.36	3,423,913.04	.00	30,450.00	1.741150
11526	CMSERA CP 12-06-19	2063CLZ60	134001	3000	1,290,008.96	1,290,322.58	.00	1,944.44	1.750421	738,671.80	739,130.43	.00	6,611.11	1.751086
11527	CMSERA CP 12-06-19	2063CLZ60	134001	3000	3,708,775.76	3,709,677.42	.00	5,590.28	1.750426	2,123,681.42	2,125,000.00	.00	19,006.94	1.751086
11528	ANGLES CP 0 11-22-19	0347M3YN8	134001	3000	.00	.00	.00	.00	.000000	570,575.61	570,652.17	.00	4,695.83	1.610215
11529	BCIMIA 0 12-26-19	05990DZS4	134001	3000	16,109,094.98	16,129,032.26	.00	24,722.22	1.782203	3,799,161.53	3,804,347.83	.00	34,611.11	1.782430
11530	COLFDG CP 0 12-03-19	19767DZ31	134001	3000	1,935,301.08	1,935,483.87	.00	2,833.33	1.700159	2,118,518.12	2,119,565.22	.00	18,416.67	1.700841
11531	CMSERA CP 0 11-27-19	2063CLYT1	134001	3000	.00	.00	.00	.00	.000000	1,140,949.28	1,141,304.35	.00	9,333.33	1.600497
11532	EBURY 0 12-20-19	27873KZL9	134001	3000	30,616,857.08	30,645,161.29	.00	46,180.55	1.751618	7,871,967.47	7,880,434.78	.00	70,486.11	1.751882
11533	EBURY 0 12-20-19	27873KZL9	134001	3000	30,616,857.08	30,645,161.29	.00	46,180.55	1.751618	7,871,967.47	7,880,434.78	.00	70,486.11	1.751882
11534	EBURY 0 12-20-19	27873KZL9	134001	3000	18,370,114.24	18,387,096.77	.00	27,708.34	1.751618	4,723,180.48	4,728,260.87	.00	42,291.67	1.751882
11545	CMSERA CP 12-13-19	2063CLZD5	134001	3000	3,868,812.90	3,870,967.74	.00	5,566.67	1.670931	1,194,759.69	1,195,652.17	.00	10,205.56	1.671248
11546	ANGLES CP 12-10-19	0347M3ZA5	134001	3000	3,482,460.00	3,483,870.97	.00	4,860.00	1.620656	1,238,364.46	1,239,130.43	.00	10,260.00	1.621002
11547	HALFIN 0 12-20-19	40588MZL4	134001	3000	30,616,857.08	30,645,161.29	.00	46,180.55	1.751618	7,871,967.47	7,880,434.78	.00	70,486.11	1.751882
11548	HALFIN 0 12-20-19	40588MZL4	134001	3000	21,431,799.95	21,451,612.90	.00	32,326.39	1.751618	5,510,377.23	5,516,304.35	.00	49,340.28	1.751882
11551	SOCGEN CP 11-29-19	83369CYV0	134001	3000	.00	.00	.00	.00	.000000	3,995,796.11	4,000,000.00	.00	33,631.11	1.646731
11564	CMSERA CP 12-10-19	2063CLZA1	134001	3000	609,418.31	609,677.42	.00	892.50	1.700723	205,308.67	205,434.78	.00	1,785.00	1.701044
11565	ROMUPP 0 12-06-19	77619FZ67	134001	3000	1,773,717.97	1,774,193.55	.00	2,948.61	1.930517	836,501.41	836,956.52	.00	8,256.11	1.931050
11566	MCFUND CP 0 12-10-19	62455BZA6	134001	3000	8,706,062.90	8,709,677.42	.00	12,450.00	1.660689	2,933,023.37	2,934,782.61	.00	24,900.00	1.660996
11567	NATXNY CP 11-26-19	63873KYS0	134001	3000	.00	.00	.00	.00	.000000	869,417.39	869,565.22	.00	6,800.00	1.530260
11568	COLFDG CP 0 12-06-19	19767DZ64	134001	3000	8,062,612.01	8,064,516.13	.00	11,805.56	1.700402	3,802,525.66	3,804,347.83	.00	33,055.56	1.700815
11569	HALFIN 0 12-06-19	40588MZ67	134001	3000	8,062,690.41	8,064,516.13	.00	11,319.45	1.630370	3,802,600.69	3,804,347.83	.00	31,694.45	1.630749
11570	HALFIN 0 12-06-19	40588MZ67	134001	3000	1,128,776.66	1,129,032.26	.00	1,584.72	1.630367	532,364.10	532,608.70	.00	4,437.22	1.630748
11571	ANGLES CP 11-26-19	0347M3YS7	134001	3000	.00	.00	.00	.00	.000000	1,086,760.87	1,086,956.52	.00	9,000.00	1.620292
11572	ANGLES CP 11-26-19	0347M3YS7	134001	3000	.00	.00	.00	.00	.000000	652,056.52	652,173.91	.00	5,400.00	1.620292
11573	EBURY CP 11-26-19	27873KYS5	134001	3000	.00	.00	.00	.00	.000000	108,690.91	108,695.65	.00	872.22	1.570064
11574	ISFLLC CP 11-26-19	45779QYS9	134001	3000	.00	.00	.00	.00	.000000	135,863.07	135,869.57	.00	1,194.44	1.720076
11575	MCFUND 0 12-13-19	62455BZD0	134001	3000	9,672,064.52	9,677,419.35	.00	13,833.33	1.660919	2,444,110.96	2,445,652.17	.00	20,750.00	1.661047
11576	ISFLLC CP 12-02-19	45779QZ25	134001	3000	806,180.33	806,451.61	.00	1,201.39	1.730584	950,767.02	951,086.96	.00	8,409.72	1.730582
11577	ROMUPP 0 12-06-19	77619FZ67	134001	3000	17,092,191.30	17,096,774.19	.00	28,413.91	1.930519	6,334,331.32	6,336,956.52	.00	62,510.60	1.930801
11578	ICEPP CP 12-27-19	45856XZT7	134001	3000	8,376,617.57	8,387,096.77	.00	12,494.44	1.732164	1,682,625.33	1,684,782.61	.00	14,897.22	1.732218

STATE OF ARKANSAS
OFFICE OF THE TREASURER
AVERAGE DAILY BALANCE REPORT
12/01/19 THROUGH 12/31/19
SORT KEYS: GPIC
FUNDS: *****

INVEST NO.	DESCRIPTION	CUSIP	FUND	ICCS#	PERIOD TO DATE					YEAR TO DATE				
					AVERAGE DAILY BALANCE-BOOK	AVERAGE DAILY BALANCE-PAR	ACCRUAL	AMORTIZATION	YIELD	AVERAGE DAILY BALANCE-BOOK	AVERAGE DAILY BALANCE-PAR	ACCRUAL	AMORTIZATION	YIELD
11579	CEDRSP CP 12-02-19	15060YZ29	134001	3000	322,493.55	322,580.65	.00	450.00	1.620438	325,998.91	326,086.96	.00	2,700.00	1.620438
11580	ANGLES CP 11-27-19	0347M3YT5	134001	3000	.00	.00	.00	.00	.000000	135,863.60	135,869.57	.00	1,097.22	1.580066
11581	ROMUPP 0 12-06-19	77619FZ67	134001	3000	4,676,185.04	4,677,419.35	.00	7,652.78	1.900502	1,575,504.68	1,576,086.96	.00	15,305.56	1.900703
11582	ANGLES CP 11-27-19	0347M3YT5	134001	3000	.00	.00	.00	.00	.000000	271,727.20	271,739.13	.00	2,194.44	1.580066
11583	MCFUND 0 12-10-19	62455BZA6	134001	3000	6,964,850.32	6,967,741.94	.00	9,960.00	1.660689	1,694,876.30	1,695,652.17	.00	14,386.67	1.660760
11584	ISFLLC 0 12-04-19	45779QZ41	134001	3000	2,902,807.26	2,903,225.81	.00	4,325.01	1.730253	1,141,045.79	1,141,304.35	.00	10,091.70	1.730398
11585	ANGLES CP 0 12-27-19	0347M3ZT4	134001	3000	29,318,797.49	29,354,838.71	.00	42,972.22	1.702090	5,699,407.61	5,706,521.74	.00	49,583.33	1.702122
11601	ICEFP CP 12-31-19	45856XZX8	134001	3000	20,084,873.66	20,112,903.23	.00	29,962.64	1.732414	3,383,864.58	3,388,586.96	.00	29,962.64	1.732414
11602	COLFDG CP 0 12-19-19	19767DZK3	134001	3000	27,397,472.67	27,419,354.84	.00	39,902.78	1.691350	4,615,878.55	4,619,565.22	.00	39,902.78	1.691350
11603	ISFLLC CP 0 12-03-19	45779QZ33	134001	3000	1,612,826.16	1,612,903.23	.00	2,388.89	1.720083	271,726.15	271,739.13	.00	2,388.89	1.720083
11604	ISFLLC CP 0 12-09-19	45779QZ90	134001	3000	11,286,524.64	11,290,322.58	.00	16,819.44	1.730582	1,901,534.04	1,902,173.91	.00	16,819.44	1.730582
11605	ROMUPP CP 12-20-19	77619FZL4	134001	3000	7,122,568.60	7,129,032.26	.00	11,786.67	1.921743	1,199,997.97	1,201,086.96	.00	11,786.67	1.921743
11606	ISFLLC 0 12-04-19	45779QZ41	134001	3000	1,612,826.16	1,612,903.23	.00	2,389.00	1.720162	271,726.15	271,739.13	.00	2,389.00	1.720162
11607	MUFGBK 0 12-30-19	62479MZW6	134001	3000	18,430,024.52	18,451,612.90	.00	25,740.00	1.621898	3,105,058.48	3,108,695.65	.00	25,740.00	1.621898
11608	ISFLLC 0 12-11-19	45779QZB5	134001	3000	6,771,927.99	6,774,193.55	.00	10,033.20	1.720553	1,140,922.65	1,141,304.35	.00	10,033.20	1.720553
11609	EBURY 0 12-23-19	27873KZP0	134001	3000	29,394,511.83	29,419,354.84	.00	40,533.33	1.601352	4,952,336.23	4,956,521.74	.00	40,533.33	1.601352
11610	ISFLLC 0 12-05-19	45779QZ58	134001	3000	1,612,826.16	1,612,903.23	.00	2,389.00	1.720162	271,726.15	271,739.13	.00	2,389.00	1.720162
11620	COLFDG CP 12-13-19	19767DZD9	134001	3000	1,186,661.50	1,187,096.77	.00	1,686.67	1.650608	199,926.67	200,000.00	.00	1,686.67	1.650608
11632	ANGLES CP 0 12-20-19	0347M3ZL1	134001	3000	12,088,356.86	12,096,774.19	.00	17,395.83	1.671163	2,036,625.34	2,038,043.48	.00	17,395.83	1.671163
11633	ISFLLC 0 12-06-19	45779QZ66	134001	3000	1,612,826.16	1,612,903.23	.00	2,389.00	1.720162	271,726.15	271,739.13	.00	2,389.00	1.720162
11634	COLFDG CP 12-11-19	19767DZB3	134001	3000	1,854,413.64	1,854,838.71	.00	2,635.42	1.650380	312,428.39	312,500.00	.00	2,635.42	1.650380
11635	NSCCPP CP 0 12-23-19	63763QZP5	134001	3000	22,466,246.11	22,483,870.97	.00	32,139.44	1.661302	3,785,074.07	3,788,043.48	.00	32,139.44	1.661302
11636	ISFLLC 0 12-09-19	45779QZ90	134001	3000	4,838,016.15	4,838,709.68	.00	7,166.50	1.720207	815,100.55	815,217.39	.00	7,166.50	1.720207
11637	ROMUPP 0 12-23-19	77619FZP5	134001	3000	27,394,365.15	27,419,354.84	.00	45,569.44	1.931760	4,615,355.00	4,619,565.22	.00	45,569.44	1.931760
11638	ROMUPP 0 12-23-19	77619FZP5	134001	3000	27,394,365.15	27,419,354.84	.00	45,569.44	1.931760	4,615,355.00	4,619,565.22	.00	45,569.44	1.931760
11639	ROMUPP 0 12-23-19	77619FZP5	134001	3000	27,394,365.15	27,419,354.84	.00	45,569.44	1.931760	4,615,355.00	4,619,565.22	.00	45,569.44	1.931760
11640	ROMUPP 0 12-23-19	77619FZP5	134001	3000	10,957,746.06	10,967,741.94	.00	18,227.78	1.931761	1,846,142.00	1,847,826.09	.00	18,227.78	1.931761
11645	ISFLLC CP 0 12-16-19	45779QZG4	134001	3000	11,286,546.60	11,290,322.58	.00	16,722.22	1.720575	1,901,537.74	1,902,173.91	.00	16,722.22	1.720575
11646	ISFLLC CP 0 12-10-19	45779QZA7	134001	3000	1,612,826.16	1,612,903.23	.00	2,388.89	1.720083	271,726.15	271,739.13	.00	2,388.89	1.720083
11658	ISFLLC 0 12-16-19	45779QZG4	134001	3000	4,547,735.16	4,548,387.10	.00	6,736.67	1.720247	766,194.51	766,304.35	.00	6,736.67	1.720247
11659	COLFDG CP 12-18-19	19767DZJ6	134001	3000	6,047,001.01	6,048,387.10	.00	8,593.75	1.650378	1,018,788.21	1,019,021.74	.00	8,593.75	1.650378
11660	COLFDG CP 12-17-19	19767DZH0	134001	3000	3,160,288.37	3,161,290.32	.00	4,437.22	1.630516	532,439.89	532,608.70	.00	4,437.22	1.630516
11661	ISFLLC CP 12-17-19	45779QZH2	134001	3000	3,934,474.84	3,935,806.45	.00	5,897.15	1.740589	662,873.48	663,097.83	.00	5,897.15	1.740589
11662	CEDRSP CP 0 12-19-19	15060YZK9	134001	3000	6,674,581.45	6,677,419.35	.00	9,775.00	1.700723	1,124,521.88	1,125,000.00	.00	9,775.00	1.700723
11663	ISFLLC 0 12-11-19	45779QZB5	134001	3000	1,612,826.16	1,612,903.23	.00	2,389.00	1.720162	271,726.15	271,739.13	.00	2,389.00	1.720162
11664	BUNGPP CP 12-18-19	12056UZJ3	134001	3000	5,643,042.79	5,645,161.29	.00	9,381.94	1.930724	950,730.03	951,086.96	.00	9,381.94	1.930724
11665	ISFLLC 0 12-18-19	45779QZJ8	134001	3000	7,900,582.65	7,903,225.81	.00	11,705.40	1.720553	1,331,076.43	1,331,521.74	.00	11,705.40	1.720553
11666	BUNGPP CP 12-18-19	12056UZJ3	134001	3000	11,286,085.57	11,290,322.58	.00	18,763.89	1.930725	1,901,460.07	1,902,173.91	.00	18,763.89	1.930725
11667	BCIMIA 0 12-18-19	05990DZJ4	134001	3000	4,837,322.58	4,838,709.68	.00	7,166.67	1.720494	814,983.70	815,217.39	.00	7,166.67	1.720494
11668	ISFLLC CP 12-18-19	45779QZJ8	134001	3000	5,562,902.42	5,564,516.13	.00	8,337.50	1.740505	937,228.13	937,500.00	.00	8,337.50	1.740505
11669	ANGLES CP 0 12-27-19	0347M3ZT4	134001	3000	24,177,016.13	24,193,548.39	.00	34,166.67	1.641122	4,073,301.63	4,076,086.96	.00	34,166.67	1.641122
11670	BUNGPP 0 12-13-19	12056UZD6	134001	3000	1,612,818.10	1,612,903.23	.00	2,638.89	1.900101	271,724.79	271,739.13	.00	2,638.89	1.900101

STATE OF ARKANSAS
OFFICE OF THE TREASURER
AVERAGE DAILY BALANCE REPORT
12/01/19 THROUGH 12/31/19
SORT KEYS: GPIC
FUNDS: *****

INVEST NO.	DESCRIPTION	CUSIP	FUND	ICCS#	PERIOD TO DATE					YEAR TO DATE				
					AVERAGE DAILY BALANCE-BOOK	AVERAGE DAILY BALANCE-PAR	ACCRUAL	AMORTIZATION	YIELD	AVERAGE DAILY BALANCE-BOOK	AVERAGE DAILY BALANCE-PAR	ACCRUAL	AMORTIZATION	YIELD
11681	ICEPP CP 12-23-19	45856XZP5	134001	3000	4,514,618.64	4,516,129.03	.00	6,688.89	1.720576	760,615.10	760,869.57	.00	6,688.89	1.720576
11682	ISFLLC CP 0 12-23-19	45779QZP4	134001	3000	5,643,273.30	5,645,161.29	.00	8,361.11	1.720575	950,768.87	951,086.96	.00	8,361.11	1.720575
11683	ISFLLC CP 0 12-17-19	45779QZH2	134001	3000	1,612,826.16	1,612,903.23	.00	2,388.89	1.720083	271,726.15	271,739.13	.00	2,388.89	1.720083
11684	HALFIN 0 12-23-19	40588MZP5	134001	3000	18,058,860.93	18,064,516.13	.00	25,044.44	1.610504	3,042,525.48	3,043,478.26	.00	25,044.44	1.610504
11690	BUNGPP 0 12-18-19	12056UZJ3	134001	3000	967,693.55	967,741.94	.00	1,500.00	1.800090	163,035.33	163,043.48	.00	1,500.00	1.800090
11691	BCIMIA 0 03-20-20	05990CCL6	134001	3000	16,361,832.79	16,451,612.90	.00	29,608.33	2.101468	2,756,613.13	2,771,739.13	.00	29,608.33	2.101468
11692	ISFLLC CP 0 12-18-19	45779QZJ8	134001	3000	1,612,826.16	1,612,903.23	.00	2,388.89	1.720083	271,726.15	271,739.13	.00	2,388.89	1.720083
11693	GRTRBG CP 0 02-27-20	39021UBT2	134001	3000	15,743,168.73	15,806,451.61	.00	27,630.56	2.038160	2,652,381.69	2,663,043.48	.00	27,630.56	2.038160
11698	ICEPP CP 12-23-19	45856XZP5	134001	3000	1,370,640.23	1,370,967.74	.00	2,030.56	1.720415	230,923.08	230,978.26	.00	2,030.56	1.720415
11699	BUNGPP 0 12-26-19	12056UZS3	134001	3000	2,579,584.23	2,580,645.16	.00	4,111.11	1.850760	434,603.86	434,782.61	.00	4,111.11	1.850760
11700	BUNGPP 0 12-19-19	12056UZK0	134001	3000	645,129.03	645,161.29	.00	1,000.00	1.800090	108,690.22	108,695.65	.00	1,000.00	1.800090
11701	ISFLLC CP 12-19-19	45779QZK5	134001	3000	806,413.08	806,451.61	.00	1,194.44	1.720076	135,863.07	135,869.57	.00	1,194.44	1.720076
11702	ANGLES CP 0 01-03-20	0347M2A30	134001	3000	22,561,476.70	22,580,645.16	.00	37,138.89	1.911623	3,801,118.36	3,804,347.83	.00	37,138.89	1.911623
11703	MATFIN 0 01-31-20	57666AAX0	134001	3000	22,525,448.03	22,580,645.16	.00	38,888.89	2.004901	3,795,048.31	3,804,347.83	.00	38,888.89	2.004901
11704	MATFIN 0 01-31-20	57666AAX0	134001	3000	9,010,179.21	9,032,258.06	.00	15,555.56	2.004901	1,518,019.32	1,521,739.13	.00	15,555.56	2.004901
11705	BUNGPP 0 12-26-19	12056UZS3	134001	3000	12,897,921.15	12,903,225.81	.00	20,555.56	1.850761	2,173,913.04	2,173,913.04	.00	20,555.56	1.850761
11706	BUNGPP 0 12-26-19	12056UZS3	134001	3000	10,318,336.92	10,322,580.65	.00	16,444.44	1.850760	1,738,415.46	1,739,130.43	.00	16,444.44	1.850760
11719	CSLBHO 0 01-28-20	12655MAU8	134001	3000	1,966,325.02	1,970,967.74	.00	3,598.11	2.125005	331,283.02	332,065.22	.00	3,598.11	2.125005
11720	BUNGPP 0 12-20-19	12056UZL8	134001	3000	645,129.03	645,161.29	.00	1,000.00	1.800090	108,690.22	108,695.65	.00	1,000.00	1.800090
11721	BUNGPP 0 12-20-19	12056UZL8	134001	3000	645,129.03	645,161.29	.00	1,000.00	1.800090	108,690.22	108,695.65	.00	1,000.00	1.800090
11722	CMSERA CP 0 01-03-20	2063C0A36	134001	3000	20,950,006.72	20,967,741.94	.00	36,652.78	2.031719	3,529,620.70	3,532,608.70	.00	36,652.78	2.031719
11723	COLFDG CP 0 01-03-20	19767CA30	134001	3000	20,949,831.99	20,967,741.94	.00	37,013.89	2.051753	3,529,591.26	3,532,608.70	.00	37,013.89	2.051753
11724	COLFDG CP 0 01-03-20	19767CA30	134001	3000	2,094,983.20	2,096,774.19	.00	3,701.39	2.051753	352,959.13	353,260.87	.00	3,701.39	2.051753
11725	CEDRSP 0 01-03-20	15060XA36	134001	3000	19,339,408.60	19,354,838.71	.00	34,166.67	2.051636	3,258,269.93	3,260,869.57	.00	34,166.67	2.051636
11726	CEDRSP 0 01-03-20	15060XA36	134001	3000	19,339,408.60	19,354,838.71	.00	34,166.67	2.051636	3,258,269.93	3,260,869.57	.00	34,166.67	2.051636
11727	VICTOR CP 0 01-03-20	92646KA36	134001	3000	19,339,559.14	19,354,838.71	.00	33,833.33	2.031604	3,258,295.29	3,260,869.57	.00	33,833.33	2.031604
11728	VICTOR CP 0 01-03-20	92646KA36	134001	3000	19,339,559.14	19,354,838.71	.00	33,833.33	2.031604	3,258,295.29	3,260,869.57	.00	33,833.33	2.031604
11729	INTFND 0 01-24-20	4611K0AQ0	134001	3000	7,725,602.15	7,741,935.48	.00	14,466.67	2.174588	1,301,596.01	1,304,347.83	.00	14,466.67	2.174588
11730	BUNGPP 0 12-23-19	12056UZP9	134001	3000	2,418,991.94	2,419,354.84	.00	3,750.00	1.800270	407,547.55	407,608.70	.00	3,750.00	1.800270
11731	CMSERA 0 01-24-20	2063C0AQ5	134001	3000	11,589,758.06	11,612,903.23	.00	20,500.00	2.054094	1,952,622.28	1,956,521.74	.00	20,500.00	2.054094
11732	CEDRSP 0 01-10-20	15060XAA0	134001	3000	19,331,693.55	19,354,838.71	.00	34,166.67	2.052455	3,256,970.11	3,260,869.57	.00	34,166.67	2.052455
11733	CEDRSP 0 01-10-20	15060XAA0	134001	3000	11,599,016.13	11,612,903.23	.00	20,500.00	2.052454	1,954,182.07	1,956,521.74	.00	20,500.00	2.052454
11734	ROMUPP 0 02-21-20	77619EBM1	134001	3000	11,569,354.84	11,612,903.23	.00	22,500.00	2.258469	1,949,184.78	1,956,521.74	.00	22,500.00	2.258469
11735	ROMUPP 0 01-30-20	77619EAW0	134001	3000	14,482,419.36	14,516,129.03	.00	27,500.00	2.205121	2,439,972.83	2,445,652.17	.00	27,500.00	2.205121
11736	ROMUPP 0 01-30-20	77619EAW0	134001	3000	8,689,451.61	8,709,677.42	.00	16,500.00	2.205121	1,463,983.70	1,467,391.30	.00	16,500.00	2.205121
11737	CMSERA CP 0 01-24-20	2063C0AQ5	134001	3000	14,489,677.42	14,516,129.03	.00	25,625.00	2.053742	2,441,195.65	2,445,652.17	.00	25,625.00	2.053742
11738	CMSERA CP 0 01-24-20	2063C0AQ5	134001	3000	14,489,677.42	14,516,129.03	.00	25,625.00	2.053742	2,441,195.65	2,445,652.17	.00	25,625.00	2.053742
11739	COLFDG CP 01-17-20	19767CAH9	134001	3000	2,899,092.75	2,903,225.81	.00	5,125.00	2.052923	488,434.10	489,130.43	.00	5,125.00	2.052923
11740	CSLBHO 0 01-17-20	12655MAH7	134001	3000	3,114,590.29	3,119,225.81	.00	5,748.04	2.143185	524,740.76	525,521.74	.00	5,748.04	2.143185
11741	CSLBHO CP 0 01-10-20	12655MAA2	134001	3000	8,120,415.48	8,129,032.26	.00	14,840.00	2.122250	1,368,113.48	1,369,565.22	.00	14,840.00	2.122250
11742	ANGLES CP 01-03-20	0347M2A30	134001	3000	14,506,814.52	14,516,129.03	.00	26,250.00	2.101348	2,444,082.88	2,445,652.17	.00	26,250.00	2.101348
11761	COLFDG CP 01-14-20	19767CAE6	134001	3000	1,865,894.76	1,867,935.48	.00	3,329.60	2.072267	314,362.70	314,706.52	.00	3,329.60	2.072267

STATE OF ARKANSAS
OFFICE OF THE TREASURER
AVERAGE DAILY BALANCE REPORT
12/01/19 THROUGH 12/31/19
SORT KEYS: GPIC
FUNDS: *****

INVEST NO.	DESCRIPTION	CUSIP	FUND	ICCS#	PERIOD TO DATE					YEAR TO DATE				
					AVERAGE DAILY BALANCE-BOOK	AVERAGE DAILY BALANCE-PAR	ACCRUAL	AMORTIZATION	YIELD	AVERAGE DAILY BALANCE-BOOK	AVERAGE DAILY BALANCE-PAR	ACCRUAL	AMORTIZATION	YIELD
11762	MCFUND CP 0 01-31-20	62455AAX5	134001	3000	9,658,064.52	9,677,419.35	.00	16,666.67	2.004008	1,627,173.91	1,630,434.78	.00	16,666.67	2.004008
11763	MCFUND CP 0 01-31-20	62455AAX5	134001	3000	1,931,612.90	1,935,483.87	.00	3,333.33	2.004006	325,434.78	326,086.96	.00	3,333.33	2.004006
11764	MATFIN 0 01-30-20	57666AAW2	134001	3000	9,658,602.15	9,677,419.35	.00	16,666.67	2.003897	1,627,264.49	1,630,434.78	.00	16,666.67	2.003897
11765	MATFIN 0 01-30-20	57666AAW2	134001	3000	1,931,720.43	1,935,483.87	.00	3,333.33	2.003894	325,452.90	326,086.96	.00	3,333.33	2.003894
11766	GE CP 02-06-20	36960LB61	134001	3000	257,283.47	257,903.23	.00	468.60	2.115101	43,346.67	43,451.09	.00	468.60	2.115101
11767	CMSERA CP 01-27-20	2063COAT9	134001	3000	966,075.27	967,741.94	.00	1,666.67	2.003454	162,762.68	163,043.48	.00	1,666.67	2.003454
11768	ISFLLC CP 01-10-20	45779PAA6	134001	3000	3,223,397.85	3,225,806.45	.00	5,333.33	1.921433	543,072.46	543,478.26	.00	5,333.33	1.921433
11769	BUNGPP 0 12-30-19	12056UZW4	134001	3000	1,935,185.48	1,935,483.87	.00	3,083.33	1.850283	326,036.68	326,086.96	.00	3,083.33	1.850283
11771	BCIMIA 0 01-31-20	05990CAX2	134001	3000	4,829,724.46	4,838,709.68	.00	7,958.33	1.913553	813,703.58	815,217.39	.00	7,958.33	1.913553
11772	ANGLES CP 0 01-17-20	0347M2AH9	134001	3000	8,055,342.74	8,064,516.13	.00	13,541.67	1.952221	1,357,150.14	1,358,695.65	.00	13,541.67	1.952221
11773	ISFLLC CP 01-06-20	45779PA65	134001	3000	1,934,753.76	1,935,483.87	.00	3,233.33	1.940730	325,963.95	326,086.96	.00	3,233.33	1.940730
11777	ISFLLC 0 01-02-20	45779PA24	134001	3000	806,374.55	806,451.61	.00	1,194.45	1.720172	135,856.58	135,869.57	.00	1,194.45	1.720172
11778	BCIMIA 0 03-30-20	05990CCW2	134001	3000	11,543,354.84	11,612,903.23	.00	22,000.00	2.213255	1,944,804.35	1,956,521.74	.00	22,000.00	2.213255
SUBTOTAL (ICC Grp) 3 Commercial Paper					1206220330.20	1207548612.90	.00	1,947,070.07	1.874544	1274791407.40	1276776157.61	.00	14,599,832.14	2.240750
11677	Truist Bank	86787EAR8	134001	3120	4,193,548.39	4,193,548.39	7,500.00	.00	2.146154	706,521.74	706,521.74	7,500.00	.00	2.123077
SUBTOTAL (ICC Grp) 4 Corporate Bonds					4,193,548.39	4,193,548.39	7,500.00	.00	2.146154	706,521.74	706,521.74	7,500.00	.00	2.123077
10676	FHLE	3130AGV51	134001	1508	.00	.00	.00	.00	.000000	72,021,701.34	72,010,869.57	767,361.11	-5,687.67	2.115122
10753	FHLE	3130AGVK8	134001	1508	.00	.00	.00	.00	.000000	125,000,000.00	125,000,000.00	1,281,250.00	.00	2.050000
10824	FAMCA Float	31422BJX9	134001	1440	100,000,000.00	100,000,000.00	152,373.69	.00	1.769501	72,826,086.96	72,826,086.96	727,507.11	.00	1.954497
10838	FHLEBDN 0 08-22-19	313384KT5	134001	1500	.00	.00	.00	.00	.000000	1,630,342.84	1,630,434.78	.00	16,916.67	2.030115
10855	FHLE	3130AGXM2	134001	1508	.00	.00	.00	.00	.000000	140,000,000.00	140,000,000.00	1,429,700.00	.00	2.042429
10881	FAMCA Float	31422BKL3	134001	1440	40,000,000.00	40,000,000.00	60,915.00	.00	1.768500	26,086,956.52	26,086,956.52	261,192.67	.00	1.958945
11023	FHLEBDN 0 09-30-19	313384MJ5	134001	1500	.00	.00	.00	.00	.000000	4,373,443.25	4,375,000.00	.00	40,920.33	1.830629
11247	FFCB	3133EKZ25	134001	1458	125,000,000.00	125,000,000.00	241,666.66	.00	2.320000	52,989,130.43	52,989,130.43	612,222.22	.00	2.310746
11248	FNMA	3135GOW66	134001	1608	4,990,944.07	5,000,000.00	6,770.83	157.80	1.665888	2,034,310.26	2,038,043.48	16,475.69	381.78	1.657316
11249	FNMA	3135GOW66	134001	1608	19,963,717.76	20,000,000.00	27,083.34	632.24	1.665957	8,137,216.92	8,152,173.91	65,902.78	1,529.61	1.657382
11261	FHLEBDN 0 10-23-19	313384NH8	134001	1500	.00	.00	.00	.00	.000000	679,313.86	679,347.83	.00	6,250.00	1.800090
11270	FNMA	3135GOW66	134001	1608	24,979,450.49	25,000,000.00	33,854.17	358.09	1.643539	9,367,218.35	9,375,000.00	75,607.64	797.03	1.631320
11271	FHLEBDN 0 10-24-19	313384NJ4	134001	1500	.00	.00	.00	.00	.000000	652,141.67	652,173.91	.00	5,933.33	1.780087
11272	FHLEBDN 0 10-25-19	313384NK1	134001	1500	.00	.00	.00	.00	.000000	624,970.31	625,000.00	.00	5,462.50	1.710081
11324	FHLE	3130ACF66	134001	1508	24,844,159.21	24,838,709.68	45,986.11	-164.02	2.213257	15,981,839.38	15,978,260.87	171,402.78	-626.24	2.137132
11325	FFCB	3133EK4W3	134001	1458	14,970,404.55	15,000,000.00	30,000.00	391.91	2.436159	5,044,311.48	5,054,347.83	60,000.00	783.82	2.409995
11387	FFCB	3133EK5C6	134001	1458	54,880,545.62	55,000,000.00	106,791.67	1,711.22	2.372489	17,299,083.72	17,336,956.52	202,904.17	3,201.64	2.382852
11410	FHLE	3130AHJL8	134001	1508	50,000,000.00	50,000,000.00	93,750.00	.00	2.250000	13,586,956.52	13,586,956.52	153,125.00	.00	2.254000
11411	FHLMC	3134GUPW4	134001	1558	75,000,000.00	75,000,000.00	125,000.00	.00	2.000000	20,380,434.78	20,380,434.78	204,166.67	.00	2.003556
11412	FHLMC	3134GUQAL	134001	1558	75,000,000.00	75,000,000.00	132,812.50	.00	2.125000	20,380,434.78	20,380,434.78	216,927.08	.00	2.128778
11540	FHLEBDN 0 11-22-19	313384PP8	134001	1500	.00	.00	.00	.00	.000000	1,222,776.81	1,222,826.09	.00	9,067.50	1.450858
11549	FHLEBDN 0 11-25-19	313384PS2	134001	1500	.00	.00	.00	.00	.000000	815,118.91	815,217.39	.00	6,040.00	1.449775

STATE OF ARKANSAS
OFFICE OF THE TREASURER
AVERAGE DAILY BALANCE REPORT
12/01/19 THROUGH 12/31/19
SORT KEYS: GPIC
FUNDS: *****

INVEST NO.	DESCRIPTION	CUSIP	FUND	ICCS#	PERIOD TO DATE					YEAR TO DATE				
					AVERAGE DAILY BALANCE-BOOK	AVERAGE DAILY BALANCE-PAR	ACCRUAL	AMORTIZATION	YIELD	AVERAGE DAILY BALANCE-BOOK	AVERAGE DAILY BALANCE-PAR	ACCRUAL	AMORTIZATION	YIELD
11613	FHLBDN 0 12-6-19	313384QD4	134001	1500	6,451,352.90	6,451,612.90	.00	8,060.00	1.450858	1,086,912.72	1,086,956.52	.00	8,060.00	1.450858
11687	FHLBDN 0 12-18-19	313384QR3	134001	1500	3,709,528.00	3,709,677.42	.00	4,631.94	1.450057	624,974.83	625,000.00	.00	4,631.94	1.450057
11694	FHLBDN 0 12-19-19	313384QS1	134001	1500	3,870,811.83	3,870,967.74	.00	4,833.33	1.450057	652,147.64	652,173.91	.00	4,833.33	1.450057
11695	FHLBDN 0 12-20-19	313384QT9	134001	1500	3,225,676.52	3,225,806.45	.00	4,027.78	1.450059	543,456.37	543,478.26	.00	4,027.78	1.450059
11696	FHLBDN 0 12-20-19	313384QT9	134001	1500	4,032,095.65	4,032,258.06	.00	5,034.72	1.450058	679,320.46	679,347.83	.00	5,034.72	1.450058
11779	FHLE	3130AHT78	134001	1508	1,612,903.23	1,612,903.23	1,475.69	.00	1.097913	271,739.13	271,739.13	1,475.69	.00	1.086108
SUBTOTAL (ICC Grp) 5 Agencies					632,531,589.85	632,741,935.48	1,058,479.66	29,675.01	2.049700	614,992,340.26	615,054,347.83	6,247,220.61	117,558.07	2.062054
10929	CMB 0 09-16-19	912796XK0	134001	1300	.00	.00	.00	.00	.000000	8,798,404.89	8,804,347.83	.00	91,125.00	2.026368
10930	B 0 09-24-19	912796VW6	134001	1300	.00	.00	.00	.00	.000000	8,685,845.41	8,695,652.17	.00	90,222.22	2.032292
SUBTOTAL (ICC Grp) 6 Treasuries					.00	.00	.00	.00	.000000	17,484,250.30	17,500,000.00	.00	181,347.22	2.029311
2412	MUNI-S.Carolina	83712TDA6	134050	2310	.00	.00	.00	.00	.000000	266,965.45	267,826.09	3,933.33	20.23	2.961851
11391	Univ of Arkansas Housing	9140724V2	134001	2320	6,320,000.00	6,320,000.00	13,482.66	.00	2.559999	1,957,826.09	1,957,826.09	25,167.64	.00	2.570978
11392	Univ of Arkansas Housing	9140725P4	134001	2320	2,050,000.00	2,050,000.00	4,540.75	.00	2.658000	635,054.35	635,054.35	8,476.07	.00	2.669400
11647	Arkansas State Univ Mtn Home	0411867V3	134001	2320	1,156,129.03	1,156,129.03	2,543.15	.00	2.639653	194,782.61	194,782.61	2,543.15	.00	2.611270
11648	Arkansas State Univ Jonesboro	0411867N1	134001	2320	372,580.65	372,580.65	821.36	.00	2.645419	62,771.74	62,771.74	821.36	.00	2.616974
SUBTOTAL (ICC Grp) 7 Municipal Bonds					9,898,709.68	9,898,709.68	21,387.92	.00	2.592813	3,117,400.24	3,118,260.87	40,941.55	20.23	2.627945
5095	10th Series Jubilee 2YR Fixed	46513XL40	134050	3800	20,000,000.00	20,000,000.00	46,372.61	.00	2.730000	20,000,000.00	20,000,000.00	275,243.84	.00	2.730000
8592	11th Series Jubilee 2 YR	46514AB57	134050	3800	30,000,000.00	30,000,000.00	79,241.10	.00	3.110000	30,000,000.00	30,000,000.00	470,334.25	.00	3.110000
SUBTOTAL (ICC Grp) 8 Israel Bonds					50,000,000.00	50,000,000.00	125,613.71	.00	2.958000	50,000,000.00	50,000,000.00	745,578.09	.00	2.958000
3322	GNR 2012-44 A	38378BRT8	134050	6465	807,187.08	807,187.08	1,459.66	.00	2.169995	825,649.32	825,649.32	8,957.86	.00	2.169895
3323	GNR 2012-70 A	38378BUJ6	134050	6465	652,664.10	652,660.79	942.01	-3.35	1.725837	665,552.98	665,427.87	5,762.36	-264.58	1.652094
3324	GNR 2013 57 A	38378KGV5	134050	6465	6,299,753.80	6,313,657.28	7,102.86	660.10	1.478717	6,620,057.18	6,635,730.49	44,793.24	4,323.14	1.483866
5126	FHR 4764 BT	3137F3PY4	134050	6420	.00	.00	.00	.00	.000000	.00	.00	.00	.00	.000000
5127	FHR 4764 TJ	3137F3V43	134050	6420	.00	.00	.00	.00	.000000	.00	.00	.00	.00	.000000
5128	FHR 4769 AH	3137F3XL3	134050	6420	.00	.00	.00	.00	.000000	.00	.00	.00	.00	.000000
5129	FHR 4769 HG	3137FEDL1	134050	6420	.00	.00	.00	.00	.000000	.00	.00	.00	.00	.000000
6048	FNR 2012-102 PA	3136A8SG6	134050	6405	2,023,455.95	1,947,054.87	7,301.46	-2,687.70	2.736166	2,162,291.17	2,078,638.17	46,760.60	-16,132.85	2.832898
6054	FNR 2011-145 JA	3136A3AS0	134050	6405	1,925,089.78	1,858,507.50	6,969.40	-470.88	4.050837	1,958,275.70	1,887,264.34	42,459.26	-12,880.17	3.020932
6055	FNR 2009-88 CB	31398F3S8	134050	6405	2,267,201.20	2,155,185.13	8,081.94	-1,115.79	3.687092	2,300,621.72	2,185,933.45	49,182.38	-6,359.24	3.722745
6056	FHR 4470 MC	3137BJDB6	134050	6425	8,589,090.16	8,588,166.60	14,313.61	-145.29	1.979486	9,013,668.03	9,012,417.20	90,114.25	-703.64	1.983890
6057	FHR 4077 BA	3137ASAG9	134050	6425	527,025.86	535,159.68	891.93	231.25	2.557400	563,204.83	571,907.10	5,718.22	1,288.55	2.488178
6058	FHR 4478 PC	3137BJ6P3	134050	6425	3,139,317.44	3,128,598.34	5,214.33	-230.60	1.905024	3,268,730.54	3,257,419.01	32,571.02	-1,317.17	1.912293
6059	FHR 4403 CA	3137BEK45	134050	6425	17,292,434.12	16,968,860.61	42,422.15	-10,622.55	2.206718	18,364,766.39	18,022,608.52	270,311.28	-46,543.79	2.436922
6060	FHR 4476 B	3137BJ3Q4	134050	6425	2,680,950.53	2,680,680.94	5,584.75	-34.50	2.484305	2,774,799.37	2,774,457.42	34,679.43	-150.15	2.488777

STATE OF ARKANSAS
OFFICE OF THE TREASURER
AVERAGE DAILY BALANCE REPORT
12/01/19 THROUGH 12/31/19
SORT KEYS: GPIC
FUNDS: *****

Table with columns: INVEST NO., DESCRIPTION, CUSIP, FUND, ICC#, AVERAGE DAILY BALANCE-BOOK, AVERAGE DAILY BALANCE-PAR, ACCRUAL, AMORTIZATION, YIELD, AVERAGE DAILY BALANCE-BOOK, AVERAGE DAILY BALANCE-PAR, ACCRUAL, AMORTIZATION, YIELD. Rows include various bond entries such as 6061 FHR 4413 HP, 6062 FNR 2013-116 YB, etc.

STATE OF ARKANSAS
 OFFICE OF THE TREASURER
 AVERAGE DAILY BALANCE REPORT
 12/01/19 THROUGH 12/31/19
 SORT KEYS: GPIC
 FUNDS: *****

INVEST NO.	DESCRIPTION	CUSIP	FUND	ICCS#	PERIOD TO DATE					YEAR TO DATE				
					AVERAGE DAILY BALANCE-BOOK	AVERAGE DAILY BALANCE-PAR	ACCRUAL	AMORTIZATION	YIELD	AVERAGE DAILY BALANCE-BOOK	AVERAGE DAILY BALANCE-PAR	ACCRUAL	AMORTIZATION	YIELD
10271	FHR 4827 CP	3137FHMM2	134001	6425	13,106,558.59	12,626,940.41	52,612.25	-59,282.28	-.610689	16,230,014.23	15,591,208.55	389,600.57	-331,271.44	.718781
10272	FHR 4842 EA	3137FJFQ7	134001	6425	14,232,999.04	13,935,958.75	52,259.85	-32,867.62	1.634981	17,239,977.29	16,858,412.00	379,156.31	-176,982.46	2.345407
10273	FHR 4841 HA	3137FJQ51	134001	6425	15,051,713.20	14,658,083.50	54,967.81	-42,537.23	.991030	18,038,459.54	17,546,535.78	394,657.94	-204,107.70	2.112711
10276	GNR 2019-56 A	38381VXM7	134001	6465	19,599,799.97	18,864,661.62	78,602.76	-9,281.31	4.244214	20,253,865.98	19,491,819.35	487,253.46	-59,589.78	4.223033
10277	FHR 4773 EQ	3137F4CG5	134001	6425	16,440,150.63	15,887,969.50	66,199.87	-42,624.98	1.720779	18,392,341.45	17,749,954.67	443,588.62	-197,031.05	2.681090
10278	FHR 4776 GJ	3137F4NM0	134001	6425	13,406,748.80	12,935,199.99	53,896.67	-48,085.68	.520125	15,574,009.17	15,001,814.16	374,888.83	-219,431.45	1.996369
10780	FHR 4835 CK	3137FHRF2	134001	6425	21,984,280.51	21,185,692.82	88,273.72	-109,873.85	-1.179031	21,789,230.07	20,965,729.51	525,277.93	-399,658.90	1.153038
10781	FHR 4900 NC	3137FMY22	134001	6425	10,543,361.58	10,204,227.82	42,517.62	-54,100.35	-1.318296	10,679,500.46	10,308,478.06	258,309.43	-254,002.04	.080667
10805	FHMS K102 A	3137FGZN8	134001	6950	21,558,419.62	21,558,419.62	36,847.70	.00	1.984880	23,728,859.62	23,728,859.62	274,300.14	.00	2.261694
10809	FHMS K713 A2	3137B2GW4	134001	6900	1,317,649.51	1,318,592.44	2,541.59	517.07	2.785560	1,818,061.00	1,819,512.23	21,041.06	2,322.66	2.570180
10810	FHMS K102 A	3137FGZN8	134001	6950	1,722,256.37	1,722,256.37	2,943.68	.00	1.984877	1,796,049.86	1,796,049.86	20,590.71	.00	2.243043
10821	FNA 2011-M3 FA	31397UL56	134001	6600	25,959,187.93	25,908,725.05	46,644.68	-4,317.11	1.956651	20,523,220.67	20,481,258.77	245,602.03	-17,185.58	2.225932
10822	FNA 2011-M1 FA	31397UPG8	134001	6600	32,166,655.81	32,092,646.63	57,738.91	-2,502.84	2.060621	27,265,184.32	27,200,214.82	327,055.51	-24,870.27	2.216638
10823	FNA 2011-M2 FA	31397U3P2	134001	6600	50,873,412.63	50,769,242.38	91,410.00	-8,872.98	1.946880	39,263,430.49	39,175,215.77	472,855.74	-38,040.49	2.214861
10877	FHMS K102 A	3137FGZN8	134001	6950	2,911,972.94	2,911,972.94	4,977.15	.00	1.984880	2,615,742.62	2,615,742.62	29,323.96	.00	2.193372
10878	FNR 2018-45 FT	3136B2GN6	134001	6600	52,823,608.65	53,190,316.11	92,760.44	8,109.89	2.291483	36,516,380.96	36,776,573.17	404,153.73	37,014.97	2.416278
10882	FNR 4894 MH	3137FMGM8	134001	6425	.00	.00	.00	.00	.000000	904,161.62	868,544.34	22,196.13	-854.37	4.720784
10935	FHR 4091 FT	3137ATDT6	134001	6620	2,319,249.09	2,325,396.82	3,953.83	173.74	2.135641	1,516,271.19	1,520,432.11	16,843.54	983.15	2.351385
10936	FHR 4916 FD	3137FNQX1	134001	6620	63,200,133.68	63,200,133.68	113,685.64	.00	2.158584	39,816,003.77	39,816,003.77	461,613.25	.00	2.318732
10943	FHMS KF50 A	3137FHPE7	134001	6950	40,064,742.22	40,064,742.22	75,378.79	.00	2.184880	24,444,839.51	24,444,839.51	296,069.06	.00	2.369684
11025	FHMS KF67 A	3137FNXA3	134001	6950	70,000,000.00	70,000,000.00	138,933.04	.00	2.304880	37,663,043.48	37,663,043.48	475,930.17	.00	2.472365
11026	FNR 2017-85 FC	3136AYST1	134001	6600	32,459,456.35	32,625,391.81	56,900.39	5,191.01	2.295469	17,661,114.55	17,754,027.32	188,586.08	18,456.85	2.344619
11038	FHMS KS12 A	3137FNKD7	134001	6950	100,000,000.00	100,000,000.00	209,670.23	.00	2.434880	52,173,913.04	52,173,913.04	675,071.92	.00	2.531520
11144	FHR 3843 F	3137A9HP4	134001	6620	33,457,874.17	33,478,261.74	57,764.06	930.88	2.105153	17,056,608.21	17,067,083.66	186,184.71	2,177.38	2.208670
11145	FNR 2016-24 FG	3136ASHM1	134001	6600	24,736,602.86	24,785,962.55	44,257.47	1,937.49	2.240969	12,570,400.02	12,595,692.63	139,107.14	4,327.21	2.282097
11146	FNA 2011-M1 FA	31397UPG8	134001	6600	13,633,734.47	13,609,287.96	24,484.91	-837.52	2.081372	7,359,373.30	7,345,464.48	84,101.07	-9,206.40	2.035355
11149	FHR 3136 FA	31396NGM2	134001	6620	12,046,029.07	11,993,234.01	22,884.44	-692.58	2.210706	6,001,677.27	5,974,575.01	71,634.10	-5,271.65	2.211463
11195	FHMS KF68 A	3137FPHF5	134001	6950	59,998,117.70	59,998,117.70	117,531.78	.00	2.274880	26,738,764.32	26,738,764.32	328,201.56	.00	2.401508
11250	FR QN0818	3133G64B8	134001	6025	24,630,466.77	24,407,315.25	50,848.57	-4,469.48	2.259596	10,124,987.33	10,032,567.41	124,762.85	-11,642.53	2.234478
11273	FN FMI700	3140X43J3	134001	6000	24,677,406.26	24,466,313.75	50,971.49	-4,701.54	2.249991	9,322,666.77	9,242,493.58	114,663.37	-10,254.25	2.239898
11274	FNR 2016-62 FH	3136ATVV3	134001	6600	9,055,521.76	9,060,964.61	16,557.33	555.72	2.267750	3,123,009.55	3,124,921.61	33,972.97	753.17	2.223889
11275	FNR 2011-107 EF	3136A1XY6	134001	6600	19,187,695.87	19,158,048.95	35,813.18	-1,000.60	2.177181	6,636,792.92	6,626,480.72	73,687.99	-1,782.17	2.166885
11318	FNA 2019-M4 FA	3136B3X54	134001	6603	15,566,796.96	15,566,796.96	32,256.90	.00	2.406380	7,788,005.74	7,788,005.74	98,397.08	.00	2.471955
11349	FHR 4821 BC	3137FHD34	134001	6425	20,899,263.87	20,680,962.37	51,702.41	-17,705.67	1.952035	7,092,013.38	7,016,322.08	105,860.20	-25,618.75	2.262868
11393	FHMS KF70 A	3137FQ2Q5	134001	6950	65,000,000.00	65,000,000.00	129,009.26	.00	2.304880	19,429,347.83	19,429,347.83	228,887.39	.00	2.304880
11413	FNR 2016-50 FM	3136ATBU7	134001	6600	46,366,571.44	46,395,176.05	84,793.58	1,315.19	2.228556	12,662,103.14	12,669,978.52	139,040.27	1,919.02	2.226475
11414	FHR 4550 MA	3137BN2H6	134001	6425	6,871,731.48	6,732,503.28	16,831.26	-4,295.27	2.189141	1,879,107.17	1,841,154.35	27,669.99	-5,315.06	2.379320
11520	FHMS KS13 A	3137FQ2T9	134001	6950	50,000,000.00	50,000,000.00	105,265.67	.00	2.444880	12,771,739.13	12,771,739.13	159,596.34	.00	2.444880
11523	FHMS KF71 A	3137FQ2W2	134001	6950	60,000,000.00	60,000,000.00	121,152.13	.00	2.344880	15,326,086.96	15,326,086.96	183,682.26	.00	2.344880
11590	FHR 4444 CH	3137BGJ22	134001	6425	3,499,491.61	3,428,162.52	8,560.88	-1,004.50	2.591135	589,588.26	577,570.86	8,560.88	-1,004.50	2.563274
11591	FHR 3242 FA	31397CS42	134001	6620	9,216,021.52	9,233,282.10	16,447.88	539.51	2.211895	1,552,699.28	1,555,607.31	16,447.88	539.51	2.188111
11641	FNR 2010-111 AF	31398NWJ9	134001	6600	11,846,180.99	11,857,146.63	20,598.32	1,050.35	2.192977	1,995,823.97	1,997,671.44	20,598.32	1,050.35	2.169397

STATE OF ARKANSAS
OFFICE OF THE TREASURER
AVERAGE DAILY BALANCE REPORT
12/01/19 THROUGH 12/31/19
SORT KEYS: GPIC
FUNDS: *****

INVEST NO.	DESCRIPTION	CUSIP	FUND	ICC#	PERIOD TO DATE					YEAR TO DATE				
					AVERAGE DAILY BALANCE-BOOK	AVERAGE DAILY BALANCE-PAR	ACCRUAL	AMORTIZATION	YIELD	AVERAGE DAILY BALANCE-BOOK	AVERAGE DAILY BALANCE-PAR	ACCRUAL	AMORTIZATION	YIELD
11642	FNR 2010-111 FM	31398NWL4	134001	6600	14,419,027.13	14,427,869.35	24,956.41	1,181.78	2.175308	2,429,292.61	2,430,782.34	24,956.41	1,181.78	2.151918
SUBTOTAL (ICC Grp) 9 MBS/CMO					2390386247.32	2330998287.96	6,458,999.17	-3,049,355.59	1.695906	2084216095.67	2015191733.87	37,122,078.19	-15,960,808.17	2.024843
10867	SBA 510495	83164MUU1	134001	5825	17,151,522.45	16,366,226.91	47,734.83	-6,151.22	2.909382	11,882,437.22	11,333,846.08	205,734.96	-25,032.25	3.041509
10979	SBA 510218	83164MK73	134001	5825	11,319,460.71	11,284,912.74	22,569.83	-468.53	2.343006	6,522,677.99	6,502,471.42	80,328.89	-1,989.48	2.402063
11142	SBA 510165	83164MJJ9	134001	5825	17,170,890.21	17,118,444.60	34,236.89	-591.17	2.351355	8,608,772.27	8,582,209.27	102,986.52	-1,908.87	2.348248
11143	SBA 510143	83164MHU6	134001	5825	16,595,459.60	16,545,027.80	33,090.06	-566.60	2.351737	8,320,514.25	8,294,627.11	99,535.53	-2,096.07	2.342150
SUBTOTAL (ICC Grp) 10 SBA					62,237,332.98	61,314,612.05	137,631.61	-7,777.52	2.503721	35,334,401.72	34,713,153.88	488,585.90	-31,026.67	2.589880

STATE OF ARKANSAS
OFFICE OF THE TREASURER
AVERAGE DAILY BALANCE REPORT
12/01/19 THROUGH 12/31/19
SORT KEYS: GPIC
FUNDS: *****

INVEST NO.	DESCRIPTION	CUSIP	FUND	ICC#	PERIOD TO DATE					YEAR TO DATE				
					AVERAGE DAILY BALANCE-BOOK	AVERAGE DAILY BALANCE-PAR	ACCRUAL	AMORTIZATION	YIELD	AVERAGE DAILY BALANCE-BOOK	AVERAGE DAILY BALANCE-PAR	ACCRUAL	AMORTIZATION	YIELD
GRAND TOTAL					4545581047.70	4486808995.75	8,075,349.98	-1,080,388.03	1.817945	4409465172.49	4341882930.96	48,269,266.07	-1,093,077.18	2.119010

STATE OF ARKANSAS
OFFICE OF THE TREASURER
AVERAGE DAILY BALANCE REPORT
7/01/19 THROUGH 12/31/19
SORT KEYS: GPIC
FUNDS: *****

INVEST NO.	DESCRIPTION	CUSIP	FUND	ICC#	PERIOD TO DATE					YEAR TO DATE				
					AVERAGE DAILY BALANCE-BOOK	AVERAGE DAILY BALANCE-PAR	ACCRUAL	AMORTIZATION	YIELD	AVERAGE DAILY BALANCE-BOOK	AVERAGE DAILY BALANCE-PAR	ACCRUAL	AMORTIZATION	YIELD
4492	DDA BofA 8756		134050	1152	8,792,065.19	8,792,065.19	63,653.88	.00	1.440115	8,792,065.19	8,792,065.19	63,653.88	.00	1.440115
4493	DDA Centennial 9655		134050	1152	11,202,340.65	11,202,340.65	126,084.38	.00	2.238802	11,202,340.65	11,202,340.65	126,084.38	.00	2.238802
4494	DDA Regions 6470		134050	1152	2,678,557.05	2,678,557.05	5,808.89	.00	.431376	2,678,557.05	2,678,557.05	5,808.89	.00	.431376
4495	DDA 1st Security 0280		134050	1152	5,219,092.32	5,219,092.32	42,102.45	.00	1.604633	5,219,092.32	5,219,092.32	42,102.45	.00	1.604633
4496	DDA US Bank		134050	1152	106,186.67	106,186.67	18.69	.00	.035011	106,186.67	106,186.67	18.69	.00	.035011
4497	DDA Bk of the Ozarks 2322		134050	1152	68,107,379.53	68,107,379.53	676,723.52	.00	1.976425	68,107,379.53	68,107,379.53	676,723.52	.00	1.976425
4499	DDA Capital Bank		134050	1152	.00	.00	.00	.00	.000000	.00	.00	.00	.00	.000000
4500	DDA Simmons 4368		134050	1152	54,220,097.83	54,220,097.83	542,950.63	.00	1.991881	54,220,097.83	54,220,097.83	542,950.63	.00	1.991881
SUBTOTAL (ICC Grp) 1 Demand Deposit Accts					150,325,719.24	150,325,719.24	1,457,342.44	.00	1.928375	150,325,719.24	150,325,719.24	1,457,342.44	.00	1.928375
3139	MMKT-Treasury Money Mgmt		134050	1050	120,484,093.16	120,484,093.16	1,616,003.78	.00	2.624202	120,484,093.16	120,484,093.16	1,616,003.78	.00	2.624202
4488	MMKT RayJames Fed 1673		134050	1052	.00	.00	.00	.00	.000000	.00	.00	.00	.00	.000000
4490	MMKT BAML Fed 8405		134050	1052	58,011,725.79	58,011,725.79	544,002.12	.00	1.865297	58,011,725.79	58,011,725.79	544,002.12	.00	1.865297
4491	MMKT Invesco Simmons 4368		134050	1052	1,216.99	1,216.99	13.39	.00	2.188555	1,216.99	1,216.99	13.39	.00	2.188555
SUBTOTAL (ICC Grp) 2 Money Market Accts					178,497,035.94	178,497,035.94	2,160,019.29	.00	2.377555	178,497,035.94	178,497,035.94	2,160,019.29	.00	2.377555
10091	CNPCHK CP 07-01-19	12623LU11	134050	3000	.00	.00	.00	.00	.000000	.00	.00	.00	.00	.000000
10095	CNPCHK CP 08-16-19	12623LVG7	134001	3000	6,543,744.79	6,562,500.00	.00	92,910.42	2.777939	6,543,744.79	6,562,500.00	.00	92,910.42	2.777939
10107	LNTTP CP 07-01-19	01880SU17	134050	3000	.00	.00	.00	.00	.000000	.00	.00	.00	.00	.000000
10108	LNTTP CP 07-01-19	01880SU17	134050	3000	.00	.00	.00	.00	.000000	.00	.00	.00	.00	.000000
10111	ROMUPP CP 07-01-19	77619FU13	134050	3000	.00	.00	.00	.00	.000000	.00	.00	.00	.00	.000000
10112	ROMUPP CP 07-01-19	77619FU13	134050	3000	.00	.00	.00	.00	.000000	.00	.00	.00	.00	.000000
10113	ROMUPP 0 07-01-19	77619FU13	134050	3000	.00	.00	.00	.00	.000000	.00	.00	.00	.00	.000000
10114	ROMUPP 0 07-01-19	77619FU13	134050	3000	.00	.00	.00	.00	.000000	.00	.00	.00	.00	.000000
10115	ROMUPP 0 07-01-19	77619FU13	134050	3000	.00	.00	.00	.00	.000000	.00	.00	.00	.00	.000000
10116	ARAFIN CP 07-01-19	03846WU17	134050	3000	.00	.00	.00	.00	.000000	.00	.00	.00	.00	.000000
10117	ARAFIN CP 07-09-19	03846WU90	134050	3000	1,473,022.14	1,473,913.04	.00	20,490.67	2.721646	1,473,022.14	1,473,913.04	.00	20,490.67	2.721646
10118	ARAFIN CP 07-02-19	03846WU25	134050	3000	194,550.73	194,565.22	.00	2,665.11	2.680198	194,550.73	194,565.22	.00	2,665.11	2.680198
10119	ARAFIN CP 07-01-19	03846WU17	134050	3000	.00	.00	.00	.00	.000000	.00	.00	.00	.00	.000000
10126	CSLBHO CP 07-22-19	12655NUN0	134001	3000	1,222,284.97	1,224,163.04	.00	16,455.47	2.634041	1,222,284.97	1,224,163.04	.00	16,455.47	2.634041
10127	ENELAM CP 07-24-19	29279HUQ6	134050	3000	1,650,544.06	1,653,375.00	.00	22,647.56	2.684596	1,650,544.06	1,653,375.00	.00	22,647.56	2.684596
10132	ENELAM CP 07-24-19	29279HUQ6	134050	3000	2,495,719.44	2,500,000.00	.00	34,244.45	2.684597	2,495,719.44	2,500,000.00	.00	34,244.45	2.684597
10133	ENELAM CP 07-24-19	29279HUQ6	134050	3000	3,743,603.13	3,750,000.00	.00	51,175.00	2.674562	3,743,603.13	3,750,000.00	.00	51,175.00	2.674562
10134	ENELAM CP 07-24-19	29279HUQ6	134050	3000	4,991,438.89	5,000,000.00	.00	68,488.89	2.684597	4,991,438.89	5,000,000.00	.00	68,488.89	2.684597
10136	ENELAM CP 07-24-19	29279HUQ6	134050	3000	5,989,726.67	6,000,000.00	.00	82,186.66	2.684596	5,989,726.67	6,000,000.00	.00	82,186.66	2.684596
10138	ENELAM CP 07-24-19	29279HUQ6	134050	3000	6,239,298.61	6,250,000.00	.00	85,611.11	2.684597	6,239,298.61	6,250,000.00	.00	85,611.11	2.684597
10149	INTFND 0 07-02-19	4611K1U29	134050	3000	271,719.20	271,739.13	.00	3,666.67	2.640196	271,719.20	271,739.13	.00	3,666.67	2.640196
10155	CTC CP 07-30-19	13668MUW5	134050	3000	3,145,444.90	3,152,173.91	.00	42,694.45	2.655669	3,145,444.90	3,152,173.91	.00	42,694.45	2.655669
10161	CNPCHK 0 08-29-19	12623LVV4	134050	3000	15,979,011.93	16,032,608.70	.00	225,347.22	2.759224	15,979,011.93	16,032,608.70	.00	225,347.22	2.759224
10162	CNPCHK 0 08-29-19	12623LVV4	134050	3000	15,979,011.93	16,032,608.70	.00	225,347.22	2.759224	15,979,011.93	16,032,608.70	.00	225,347.22	2.759224

STATE OF ARKANSAS
OFFICE OF THE TREASURER
AVERAGE DAILY BALANCE REPORT
7/01/19 THROUGH 12/31/19

SORT KEYS: GPIC

RUN: 01/08/20 10:29:42

FUNDS: *****

INVEST NO.	DESCRIPTION	CUSIP	FUND	ICCS#	PERIOD TO DATE					YEAR TO DATE				
					AVERAGE DAILY BALANCE-BOOK	AVERAGE DAILY BALANCE-PAR	ACCRUAL	AMORTIZATION	YIELD	AVERAGE DAILY BALANCE-BOOK	AVERAGE DAILY BALANCE-PAR	ACCRUAL	AMORTIZATION	YIELD
10163	CNPCHK 0 08-29-19	12623LVV4	134050	3000	15,979,011.93	16,032,608.70	.00	225,347.22	2.759224	15,979,011.93	16,032,608.70	.00	225,347.22	2.759224
10164	CNPCHK 0 08-29-19	12623LVV4	134050	3000	15,979,011.93	16,032,608.70	.00	225,347.22	2.759224	15,979,011.93	16,032,608.70	.00	225,347.22	2.759224
10165	CNPCHK 0 08-29-19	12623LVV4	134050	3000	1,278,320.95	1,282,608.70	.00	18,027.78	2.759224	1,278,320.95	1,282,608.70	.00	18,027.78	2.759224
10166	ROMUPP 0 07-30-19	77619FUW5	134050	3000	7,863,294.84	7,880,434.78	.00	108,750.00	2.705885	7,863,294.84	7,880,434.78	.00	108,750.00	2.705885
10167	GULFCP 0 07-30-19	40248EUW5	134050	3000	7,863,675.72	7,880,434.78	.00	106,333.34	2.645627	7,863,675.72	7,880,434.78	.00	106,333.34	2.645627
10185	BUNGPP CP 08-07-19	12056UV73	134050	3000	2,006,260.87	2,010,869.57	.00	27,236.12	2.656088	2,006,260.87	2,010,869.57	.00	27,236.12	2.656088
10189	LNTPP CP 07-11-19	01880SUB5	134050	3000	950,400.06	951,086.96	.00	12,638.89	2.601879	950,400.06	951,086.96	.00	12,638.89	2.601879
10192	NEXERG CP 08-20-19	65339NVL5	134050	3000	5,474,109.73	5,489,130.43	.00	73,505.56	2.627189	5,474,109.73	5,489,130.43	.00	73,505.56	2.627189
10193	ARAFIN CP 0 07-03-19	03846WU33	134050	3000	271,697.61	271,739.13	.00	3,819.44	2.750417	271,697.61	271,739.13	.00	3,819.44	2.750417
10200	ROMUPP 0 07-30-19	77619FUW5	134050	3000	7,863,294.84	7,880,434.78	.00	108,750.00	2.705885	7,863,294.84	7,880,434.78	.00	108,750.00	2.705885
10201	ROMUPP 0 07-30-19	77619FUW5	134050	3000	3,145,317.93	3,152,173.91	.00	43,500.00	2.705885	3,145,317.93	3,152,173.91	.00	43,500.00	2.705885
10202	INTFND 0 08-30-19	4611KLVW2	134050	3000	16,250,939.77	16,304,347.83	.00	220,833.33	2.658709	16,250,939.77	16,304,347.83	.00	220,833.33	2.658709
10203	INTFND 0 08-30-19	4611KLVW2	134050	3000	16,250,939.77	16,304,347.83	.00	220,833.33	2.658709	16,250,939.77	16,304,347.83	.00	220,833.33	2.658709
10204	INTFND 0 08-30-19	4611KLVW2	134050	3000	3,250,187.95	3,260,869.57	.00	44,166.67	2.658709	3,250,187.95	3,260,869.57	.00	44,166.67	2.658709
10211	MAASLP CP 07-26-19	59524PUS4	134050	3000	2,983,691.88	2,989,130.43	.00	40,027.78	2.624776	2,983,691.88	2,989,130.43	.00	40,027.78	2.624776
10218	CSLBHO 0 07-16-19	12655NUG5	134050	3000	397,069.38	397,500.00	.00	5,282.33	2.602818	397,069.38	397,500.00	.00	5,282.33	2.602818
10222	BUNGPP CP 0 07-31-19	12056UUX7	134050	3000	6,507,608.70	6,521,739.13	.00	86,666.66	2.605645	6,507,608.70	6,521,739.13	.00	86,666.66	2.605645
10223	ARAFIN 0 08-06-19	03846WV65	134050	3000	9,760,405.34	9,782,608.70	.00	132,500.00	2.656028	9,760,405.34	9,782,608.70	.00	132,500.00	2.656028
10224	ARAFIN 0 08-06-19	03846WV65	134050	3000	3,377,100.25	3,384,782.61	.00	45,845.00	2.656028	3,377,100.25	3,384,782.61	.00	45,845.00	2.656028
10225	BUNGPP 0 07-31-19	12056UUX7	134050	3000	8,134,171.20	8,152,173.91	.00	110,416.66	2.655865	8,134,171.20	8,152,173.91	.00	110,416.66	2.655865
10226	BUNGPP 0 07-31-19	12056UUX7	134050	3000	8,134,171.20	8,152,173.91	.00	110,416.66	2.655865	8,134,171.20	8,152,173.91	.00	110,416.66	2.655865
10228	INTFND 0 09-13-19	4611KLVW3	134050	3000	26,212,608.26	26,341,304.35	.00	363,510.00	2.713256	26,212,608.26	26,341,304.35	.00	363,510.00	2.713256
10233	CNPCHK CP 07-05-19	12623LU52	134050	3000	1,086,638.89	1,086,956.52	.00	14,611.11	2.630769	1,086,638.89	1,086,956.52	.00	14,611.11	2.630769
10234	CNPCHK CP 07-05-19	12623LU52	134050	3000	1,086,638.89	1,086,956.52	.00	14,611.11	2.630769	1,086,638.89	1,086,956.52	.00	14,611.11	2.630769
10235	CNPCHK CP 07-05-19	12623LU52	134050	3000	1,086,638.89	1,086,956.52	.00	14,611.11	2.630769	1,086,638.89	1,086,956.52	.00	14,611.11	2.630769
10236	CNPCHK CP 07-05-19	12623LU52	134050	3000	869,311.11	869,565.22	.00	11,688.89	2.630769	869,311.11	869,565.22	.00	11,688.89	2.630769
10243	GLENPP 0 07-08-19	37790BU82	134050	3000	1,901,204.86	1,902,173.91	.00	25,472.22	2.621335	1,901,204.86	1,902,173.91	.00	25,472.22	2.621335
10244	GLENPP 0 07-08-19	37790BU82	134050	3000	1,901,204.86	1,902,173.91	.00	25,472.22	2.621335	1,901,204.86	1,902,173.91	.00	25,472.22	2.621335
10245	GLENPP 0 07-08-19	37790BU82	134050	3000	1,178,747.01	1,179,347.83	.00	15,792.78	2.621336	1,178,747.01	1,179,347.83	.00	15,792.78	2.621336
10248	GLENPP 0 07-09-19	37790BU90	134050	3000	1,901,204.86	1,902,173.91	.00	25,472.22	2.621335	1,901,204.86	1,902,173.91	.00	25,472.22	2.621335
10249	GLENPP 0 07-09-19	37790BU90	134050	3000	1,901,204.86	1,902,173.91	.00	25,472.22	2.621335	1,901,204.86	1,902,173.91	.00	25,472.22	2.621335
10250	GLENPP 0 07-09-19	37790BU90	134050	3000	1,901,204.86	1,902,173.91	.00	25,472.22	2.621335	1,901,204.86	1,902,173.91	.00	25,472.22	2.621335
10255	ARAFIN 8.9.19	03846WV99	134050	3000	10,508,745.87	10,532,608.70	.00	142,120.00	2.645995	10,508,745.87	10,532,608.70	.00	142,120.00	2.645995
10281	KINMCP CP 07-05-19	49455MU55	134050	3000	271,700.33	271,739.13	.00	3,569.44	2.570364	271,700.33	271,739.13	.00	3,569.44	2.570364
10282	ROMUPP 0 07-05-19	77619FU54	134050	3000	454,282.20	454,347.83	.00	6,037.78	2.600377	454,282.20	454,347.83	.00	6,037.78	2.600377
10283	KINMCP CP 07-05-19	49455MU55	134050	3000	489,060.60	489,130.43	.00	6,425.00	2.570367	489,060.60	489,130.43	.00	6,425.00	2.570367
10284	CNPCHK CP 07-09-19	12623LU94	134050	3000	1,629,717.39	1,630,434.78	.00	22,000.00	2.641162	1,629,717.39	1,630,434.78	.00	22,000.00	2.641162
10285	GLENPP 0 07-10-19	37790BUA7	134050	3000	1,901,204.86	1,902,173.91	.00	25,472.22	2.621335	1,901,204.86	1,902,173.91	.00	25,472.22	2.621335
10287	GLENPP 0 07-26-19	37790BUS8	134050	3000	9,172,062.45	9,187,500.00	.00	123,500.42	2.634427	9,172,062.45	9,187,500.00	.00	123,500.42	2.634427
10290	ROMUPP 0 07-19-19	77619FUK1	134050	3000	2,280,229.71	2,282,608.70	.00	31,266.67	2.682796	2,280,229.71	2,282,608.70	.00	31,266.67	2.682796
10292	ROMUPP 0 07-19-19	77619FUK1	134050	3000	243,224.50	243,478.26	.00	3,335.11	2.682795	243,224.50	243,478.26	.00	3,335.11	2.682795
10296	CMSERA CP 07-08-19	20631CU81	134050	3000	815,042.80	815,217.39	.00	10,708.33	2.570550	815,042.80	815,217.39	.00	10,708.33	2.570550

STATE OF ARKANSAS
OFFICE OF THE TREASURER
AVERAGE DAILY BALANCE REPORT
7/01/19 THROUGH 12/31/19
SORT KEYS: GPIC
FUNDS: *****

INVEST NO.	DESCRIPTION	CUSIP	FUND	ICCS#	PERIOD TO DATE					YEAR TO DATE				
					AVERAGE DAILY BALANCE-BOOK	AVERAGE DAILY BALANCE-PAR	ACCRUAL	AMORTIZATION	YIELD	AVERAGE DAILY BALANCE-BOOK	AVERAGE DAILY BALANCE-PAR	ACCRUAL	AMORTIZATION	YIELD
10297	CMSERA CP 07-08-19	2063CLU81	134050	3000	248,832.57	248,885.87	.00	3,269.25	2.570547	248,832.57	248,885.87	.00	3,269.25	2.570547
10317	GLENPP 0 07-15-19	37790BUF6	134050	3000	1,901,204.86	1,902,173.91	.00	25,472.22	2.621335	1,901,204.86	1,902,173.91	.00	25,472.22	2.621335
10318	GLENPP 0 07-15-19	37790BUF6	134050	3000	1,901,204.86	1,902,173.91	.00	25,472.22	2.621335	1,901,204.86	1,902,173.91	.00	25,472.22	2.621335
10319	GLENPP 0 07-15-19	37790BUF6	134050	3000	1,330,843.40	1,331,521.74	.00	17,830.56	2.621336	1,330,843.40	1,331,521.74	.00	17,830.56	2.621336
10339	GLENPP 0 07-17-19	37790BUH2	134050	3000	2,172,647.34	2,173,913.04	.00	29,111.11	2.621526	2,172,647.34	2,173,913.04	.00	29,111.11	2.621526
10359	GLENPP 0 07-22-19	37790BUN9	134001	3000	1,901,204.86	1,902,173.91	.00	25,472.22	2.621335	1,901,204.86	1,902,173.91	.00	25,472.22	2.621335
10360	GLENPP 0 07-22-19	37790BUN9	134001	3000	1,901,204.86	1,902,173.91	.00	25,472.22	2.621335	1,901,204.86	1,902,173.91	.00	25,472.22	2.621335
10361	GLENPP 0 07-22-19	37790BUN9	134001	3000	1,901,204.86	1,902,173.91	.00	25,472.22	2.621335	1,901,204.86	1,902,173.91	.00	25,472.22	2.621335
10376	CNPCHK CP 07-24-19	12623LUQ6	134001	3000	1,086,321.26	1,086,956.52	.00	14,611.11	2.631538	1,086,321.26	1,086,956.52	.00	14,611.11	2.631538
10377	SILVPP CP 08-16-19	82831NVG4	134001	3000	8,409,810.92	8,423,913.04	.00	114,097.22	2.654444	8,409,810.92	8,423,913.04	.00	114,097.22	2.654444
10384	CNPCHK CP 07-24-19	12623LUQ6	134001	3000	2,172,642.51	2,173,913.04	.00	29,222.22	2.631538	2,172,642.51	2,173,913.04	.00	29,222.22	2.631538
10385	CNPCHK CP 07-24-19	12623LUQ6	134001	3000	1,086,321.26	1,086,956.52	.00	14,611.11	2.631538	1,086,321.26	1,086,956.52	.00	14,611.11	2.631538
10392	CNPCHK 0 07-24-19	12623LUQ6	134001	3000	1,901,201.16	1,902,173.91	.00	25,569.44	2.631345	1,901,201.16	1,902,173.91	.00	25,569.44	2.631345
10393	CNPCHK 0 07-24-19	12623LUQ6	134001	3000	1,901,201.16	1,902,173.91	.00	25,569.44	2.631345	1,901,201.16	1,902,173.91	.00	25,569.44	2.631345
10394	CNPCHK 0 07-24-19	12623LUQ6	134001	3000	1,901,201.16	1,902,173.91	.00	25,569.44	2.631345	1,901,201.16	1,902,173.91	.00	25,569.44	2.631345
10396	CNPCHK 0 07-24-19	12623LUQ6	134001	3000	1,892,607.73	1,893,576.09	.00	25,453.87	2.631346	1,892,607.73	1,893,576.09	.00	25,453.87	2.631346
10401	GLENPP CP 07-19-19	37790BUK5	134001	3000	19,509.46	19,510.87	.00	259.28	2.600210	19,509.46	19,510.87	.00	259.28	2.600210
10405	KINMCP CP 0 07-19-19	49455MUK2	134001	3000	173,900.72	173,913.04	.00	2,266.67	2.550184	173,900.72	173,913.04	.00	2,266.67	2.550184
10410	GLENPP 0 07-26-19	37790BUS8	134001	3000	2,172,647.34	2,173,913.04	.00	29,111.11	2.621526	2,172,647.34	2,173,913.04	.00	29,111.11	2.621526
10411	GLENPP 0 07-26-19	37790BUS8	134001	3000	2,172,647.34	2,173,913.04	.00	29,111.11	2.621526	2,172,647.34	2,173,913.04	.00	29,111.11	2.621526
10415	GLENPP 0 07-25-19	37790BUR0	134001	3000	1,629,722.83	1,630,434.78	.00	21,833.33	2.621144	1,629,722.83	1,630,434.78	.00	21,833.33	2.621144
10416	GLENPP 0 07-25-19	37790BUR0	134001	3000	1,629,722.83	1,630,434.78	.00	21,833.33	2.621144	1,629,722.83	1,630,434.78	.00	21,833.33	2.621144
10421	ROMUPP 0 07-29-19	77619FUV7	134001	3000	1,900,789.55	1,902,173.91	.00	25,472.22	2.621908	1,900,789.55	1,902,173.91	.00	25,472.22	2.621908
10422	GLENPP 0 07-29-19	37790BUV1	134001	3000	1,901,204.86	1,902,173.91	.00	25,472.22	2.621335	1,901,204.86	1,902,173.91	.00	25,472.22	2.621335
10423	GLENPP 0 07-29-19	37790BUV1	134001	3000	1,901,204.86	1,902,173.91	.00	25,472.22	2.621335	1,901,204.86	1,902,173.91	.00	25,472.22	2.621335
10442	CNPCHK 0 07-29-19	12623LUV5	134001	3000	1,901,208.56	1,902,173.91	.00	25,375.00	2.611325	1,901,208.56	1,902,173.91	.00	25,375.00	2.611325
10443	CNPCHK 0 07-29-19	12623LUV5	134001	3000	1,901,208.56	1,902,173.91	.00	25,375.00	2.611325	1,901,208.56	1,902,173.91	.00	25,375.00	2.611325
10446	CNPCHK 0 07-30-19	12623LUW3	134001	3000	869,060.87	869,565.22	.00	11,600.00	2.611515	869,060.87	869,565.22	.00	11,600.00	2.611515
10457	CSLBHO 0 07-31-19	12655NUX8	134001	3000	1,901,212.26	1,902,173.91	.00	25,277.78	2.601315	1,901,212.26	1,902,173.91	.00	25,277.78	2.601315
10458	CSLBHO 0 07-31-19	12655NUX8	134001	3000	1,901,212.26	1,902,173.91	.00	25,277.78	2.601315	1,901,212.26	1,902,173.91	.00	25,277.78	2.601315
10459	CSLBHO 0 07-31-19	12655NUX8	134001	3000	1,901,212.26	1,902,173.91	.00	25,277.78	2.601315	1,901,212.26	1,902,173.91	.00	25,277.78	2.601315
10460	CSLBHO 0 07-31-19	12655NUX8	134001	3000	760,484.90	760,869.57	.00	10,111.11	2.601315	760,484.90	760,869.57	.00	10,111.11	2.601315
10464	CNPCHK CP 08-01-19	12623LV10	134001	3000	2,172,809.78	2,173,913.04	.00	29,000.00	2.611325	2,172,809.78	2,173,913.04	.00	29,000.00	2.611325
10465	CNPCHK CP 08-01-19	12623LV10	134001	3000	2,172,809.78	2,173,913.04	.00	29,000.00	2.611325	2,172,809.78	2,173,913.04	.00	29,000.00	2.611325
10466	CNPCHK CP 08-01-19	12623LV10	134001	3000	1,086,404.89	1,086,956.52	.00	14,500.00	2.611325	1,086,404.89	1,086,956.52	.00	14,500.00	2.611325
10470	CNPCHK 0 07-31-19	12623LUX1	134001	3000	1,901,208.56	1,902,173.91	.00	25,375.00	2.611325	1,901,208.56	1,902,173.91	.00	25,375.00	2.611325
10471	CNPCHK 0 07-31-19	12623LUX1	134001	3000	1,901,208.56	1,902,173.91	.00	25,375.00	2.611325	1,901,208.56	1,902,173.91	.00	25,375.00	2.611325
10472	CNPCHK 0 07-31-19	12623LUX1	134001	3000	1,901,208.56	1,902,173.91	.00	25,375.00	2.611325	1,901,208.56	1,902,173.91	.00	25,375.00	2.611325
10515	SILVPP 0 08-02-19	82831NV25	134001	3000	1,901,456.14	1,902,173.91	.00	24,986.11	2.570970	1,901,456.14	1,902,173.91	.00	24,986.11	2.570970
10516	SILVPP 0 08-02-19	82831NV25	134001	3000	1,901,456.14	1,902,173.91	.00	24,986.11	2.570970	1,901,456.14	1,902,173.91	.00	24,986.11	2.570970
10517	SILVPP 0 08-02-19	82831NV25	134001	3000	1,331,019.30	1,331,521.74	.00	17,490.28	2.570970	1,331,019.30	1,331,521.74	.00	17,490.28	2.570970
10519	GLENPP 0 08-05-19	37790BV57	134001	3000	2,716,043.93	2,717,391.30	.00	35,416.67	2.551265	2,716,043.93	2,717,391.30	.00	35,416.67	2.551265

STATE OF ARKANSAS
OFFICE OF THE TREASURER
AVERAGE DAILY BALANCE REPORT
7/01/19 THROUGH 12/31/19
SORT KEYS: GPIC
FUNDS: *****

Table with columns: INVEST NO., DESCRIPTION, CUSIP, FUND, ICC#, PERIOD TO DATE (AVERAGE DAILY BALANCE-BOOK, AVERAGE DAILY BALANCE-PAR, ACCRUAL, AMORTIZATION, YIELD), YEAR TO DATE (AVERAGE DAILY BALANCE-BOOK, AVERAGE DAILY BALANCE-PAR, ACCRUAL, AMORTIZATION, YIELD). Rows include various investment entries like GLENPP, ENBUS, BUNGPP, etc.

STATE OF ARKANSAS
OFFICE OF THE TREASURER
AVERAGE DAILY BALANCE REPORT
7/01/19 THROUGH 12/31/19
SORT KEYS: GPIC
FUNDS: *****

INVEST NO.	DESCRIPTION	CUSIP	FUND	ICCS#	PERIOD TO DATE					YEAR TO DATE				
					AVERAGE DAILY BALANCE-BOOK	AVERAGE DAILY BALANCE-PAR	ACCRUAL	AMORTIZATION	YIELD	AVERAGE DAILY BALANCE-BOOK	AVERAGE DAILY BALANCE-PAR	ACCRUAL	AMORTIZATION	YIELD
10640	SINOPC CP 08-08-19	82937RV86	134001	3000	1,521,052.66	1,521,739.13	.00	18,044.44	2.321046	1,521,052.66	1,521,739.13	.00	18,044.44	2.321046
10641	ISFLLC CP 08-09-19	45779QV94	134001	3000	2,172,811.59	2,173,913.04	.00	25,333.33	2.281155	2,172,811.59	2,173,913.04	.00	25,333.33	2.281155
10642	ISFLLC CP 08-09-19	45779QV94	134001	3000	2,172,811.59	2,173,913.04	.00	25,333.33	2.281155	2,172,811.59	2,173,913.04	.00	25,333.33	2.281155
10643	ISFLLC CP 08-02-19	45779QV29	134001	3000	271,721.92	271,739.13	.00	3,166.67	2.280147	271,721.92	271,739.13	.00	3,166.67	2.280147
10644	ISFLLC CP 08-02-19	45779QV29	134001	3000	271,721.92	271,739.13	.00	3,166.67	2.280147	271,721.92	271,739.13	.00	3,166.67	2.280147
10645	ISFLLC CP 08-02-19	45779QV29	134001	3000	271,722.15	271,739.13	.00	3,125.00	2.250141	271,722.15	271,739.13	.00	3,125.00	2.250141
10646	ISFLLC CP 08-02-19	45779QV29	134001	3000	271,722.15	271,739.13	.00	3,125.00	2.250141	271,722.15	271,739.13	.00	3,125.00	2.250141
10647	ISFLLC CP 08-02-19	45779QV29	134001	3000	163,033.29	163,043.48	.00	1,875.00	2.250141	163,033.29	163,043.48	.00	1,875.00	2.250141
10657	GRTBRG CP 08-08-19	39021VV84	134001	3000	162,981.79	163,043.48	.00	1,891.67	2.270863	162,981.79	163,043.48	.00	1,891.67	2.270863
10659	GRTBRG CP 08-08-19	39021VV84	134001	3000	412,343.94	412,500.00	.00	4,785.92	2.270861	412,343.94	412,500.00	.00	4,785.92	2.270861
10661	EBURY CP 08-05-19	27873KV58	134001	3000	293,423.23	293,478.26	.00	3,375.00	2.250422	293,423.23	293,478.26	.00	3,375.00	2.250422
10662	MBCCPP CP 08-05-19	6117P5V53	134001	3000	350,364.23	350,429.35	.00	3,994.12	2.230417	350,364.23	350,429.35	.00	3,994.12	2.230417
10663	ANGLPP CP 08-30-19	6385E1VW8	134001	3000	4,526,670.39	4,534,782.61	.00	53,308.89	2.304122	4,526,670.39	4,534,782.61	.00	53,308.89	2.304122
10664	GRTBRG CP 08-16-19	39021VVG6	134001	3000	3,800,989.43	3,804,347.83	.00	44,138.89	2.272006	3,800,989.43	3,804,347.83	.00	44,138.89	2.272006
10665	ICBCAS CP 08-23-19	45581CVP7	134001	3000	5,699,065.22	5,706,521.74	.00	65,333.33	2.242931	5,699,065.22	5,706,521.74	.00	65,333.33	2.242931
10666	ICBCAS CP 08-23-19	45581CVP7	134001	3000	5,699,065.22	5,706,521.74	.00	65,333.33	2.242931	5,699,065.22	5,706,521.74	.00	65,333.33	2.242931
10667	ISFLLC CP 08-05-19	45779QV52	134001	3000	815,063.18	815,217.39	.00	9,458.33	2.270429	815,063.18	815,217.39	.00	9,458.33	2.270429
10668	ISFLLC CP 08-05-19	45779QV52	134001	3000	815,063.18	815,217.39	.00	9,458.33	2.270429	815,063.18	815,217.39	.00	9,458.33	2.270429
10669	CEDRSP 0 08-23-19	15060YVP2	134001	3000	5,699,031.93	5,706,521.74	.00	65,625.00	2.252957	5,699,031.93	5,706,521.74	.00	65,625.00	2.252957
10670	CEDRSP 0 08-23-19	15060YVP2	134001	3000	5,699,031.93	5,706,521.74	.00	65,625.00	2.252957	5,699,031.93	5,706,521.74	.00	65,625.00	2.252957
10671	MCFUND 0 09-06-19	62455BW68	134001	3000	9,492,963.84	9,510,869.57	.00	110,347.22	2.274282	9,492,963.84	9,510,869.57	.00	110,347.22	2.274282
10672	MCFUND 0 09-06-19	62455BW68	134001	3000	9,492,963.84	9,510,869.57	.00	110,347.22	2.274282	9,492,963.84	9,510,869.57	.00	110,347.22	2.274282
10673	SINOPC 0 10-04-19	82937RX43	134001	3000	16,256,774.46	16,304,347.83	.00	205,000.00	2.467199	16,256,774.46	16,304,347.83	.00	205,000.00	2.467199
10674	SINOPC 0 10-04-19	82937RX43	134001	3000	16,256,774.46	16,304,347.83	.00	205,000.00	2.467199	16,256,774.46	16,304,347.83	.00	205,000.00	2.467199
10680	KOMTSU CP 08-26-19	50045WVS7	134001	3000	227,966.60	228,260.87	.00	2,578.33	2.212850	227,966.60	228,260.87	.00	2,578.33	2.212850
10681	ANGLES CP 09-03-19	0347M3W34	134001	3000	3,829,273.45	3,836,195.65	.00	43,920.18	2.244049	3,829,273.45	3,836,195.65	.00	43,920.18	2.244049
10682	ANGLES CP 09-03-19	0347M3W34	134001	3000	3,933,107.49	3,940,217.39	.00	45,111.11	2.244049	3,933,107.49	3,940,217.39	.00	45,111.11	2.244049
10684	EBURY CP 09-04-19	27873KW40	134001	3000	5,371,675.43	5,380,434.78	.00	61,050.00	2.223620	5,371,675.43	5,380,434.78	.00	61,050.00	2.223620
10685	BARCCP 0 09-04-19	06742QXP2	134001	3000	6,340,204.79	6,350,543.48	.00	72,057.50	2.223620	6,340,204.79	6,350,543.48	.00	72,057.50	2.223620
10686	SINOPC CP 08-28-19	82937RVU7	134001	3000	4,775,740.34	4,782,608.70	.00	57,444.44	2.353380	4,775,740.34	4,782,608.70	.00	57,444.44	2.353380
10687	ISFLLC CP 08-06-19	45779QV60	134001	3000	271,722.00	271,739.13	.00	3,152.78	2.270145	271,722.00	271,739.13	.00	3,152.78	2.270145
10689	ISFLLC 0 08-06-19	45779QV60	134001	3000	271,721.92	271,739.13	.00	3,166.67	2.280147	271,721.92	271,739.13	.00	3,166.67	2.280147
10690	MBCCPP 0 08-26-19	6117P5VS3	134001	3000	5,699,198.37	5,706,521.74	.00	64,166.67	2.202827	5,699,198.37	5,706,521.74	.00	64,166.67	2.202827
10691	MBCCPP 0 08-26-19	6117P5VS3	134001	3000	1,267,615.70	1,269,244.57	.00	14,271.95	2.202827	1,267,615.70	1,269,244.57	.00	14,271.95	2.202827
10692	BCIMIA 0 08-27-19	05990DVT6	134001	3000	5,970,040.76	5,978,260.87	.00	68,750.00	2.253098	5,970,040.76	5,978,260.87	.00	68,750.00	2.253098
10693	BCIMIA 0 08-27-19	05990DVT6	134001	3000	2,985,020.38	2,989,130.43	.00	34,375.00	2.253098	2,985,020.38	2,989,130.43	.00	34,375.00	2.253098
10694	LEXPAN 0 09-06-19	52952MW63	134001	3000	8,681,207.43	8,695,652.17	.00	98,666.67	2.223694	8,681,207.43	8,695,652.17	.00	98,666.67	2.223694
10695	LEXPAN 0 09-06-19	52952MW63	134001	3000	8,681,207.43	8,695,652.17	.00	98,666.67	2.223694	8,681,207.43	8,695,652.17	.00	98,666.67	2.223694
10696	LEXPAN 0 09-06-19	52952MW63	134001	3000	8,681,207.43	8,695,652.17	.00	98,666.67	2.223694	8,681,207.43	8,695,652.17	.00	98,666.67	2.223694
10697	LEXPAN 0 09-06-19	52952MW63	134001	3000	4,340,603.71	4,347,826.09	.00	49,333.33	2.223694	4,340,603.71	4,347,826.09	.00	49,333.33	2.223694
10698	GRTBRG CP 09-24-19	39021VWQ3	134001	3000	459,093.81	460,173.91	.00	5,480.16	2.335482	459,093.81	460,173.91	.00	5,480.16	2.335482
10699	BCIMIA CP 10-28-19	05990DXU1	134001	3000	943,971.46	947,282.61	.00	11,135.83	2.308067	943,971.46	947,282.61	.00	11,135.83	2.308067

STATE OF ARKANSAS
 OFFICE OF THE TREASURER
 AVERAGE DAILY BALANCE REPORT
 7/01/19 THROUGH 12/31/19
 SORT KEYS: GPIC
 FUNDS: *****

INVEST NO.	DESCRIPTION	CUSIP	FUND	ICCS#	PERIOD TO DATE					YEAR TO DATE				
					AVERAGE DAILY BALANCE-BOOK	AVERAGE DAILY BALANCE-PAR	ACCRUAL	AMORTIZATION	YIELD	AVERAGE DAILY BALANCE-BOOK	AVERAGE DAILY BALANCE-PAR	ACCRUAL	AMORTIZATION	YIELD
10700	GRTBRG CP 09-05-19	39021VW59	134001	3000	650,764.97	651,847.83	.00	7,762.78	2.333876	650,764.97	651,847.83	.00	7,762.78	2.333876
10701	KOMTSU CP 08-20-19	50045WVL2	134001	3000	760,212.68	760,869.57	.00	8,633.33	2.221917	760,212.68	760,869.57	.00	8,633.33	2.221917
10706	KOMTSU CP 0 09-05-19	50045WV56	134001	3000	813,909.65	815,217.39	.00	9,375.00	2.253615	813,909.65	815,217.39	.00	9,375.00	2.253615
10707	ISFLLC CP 08-07-19	45779QV78	134001	3000	271,722.00	271,739.13	.00	3,152.78	2.270145	271,722.00	271,739.13	.00	3,152.78	2.270145
10709	MCFUND 0 09-13-19	62455BWD3	134001	3000	7,215,112.09	7,228,260.87	.00	83,125.00	2.254100	7,215,112.09	7,228,260.87	.00	83,125.00	2.254100
10710	MCFUND CP 09-10-19	62455BWA9	134001	3000	7,595,584.24	7,608,695.65	.00	87,500.00	2.253884	7,595,584.24	7,608,695.65	.00	87,500.00	2.253884
10739	BUNGPP 0 08-08-19	12056UV81	134001	3000	59,778.79	59,782.61	.00	702.78	2.300154	59,778.79	59,782.61	.00	702.78	2.300154
10740	BUNGPP 0 08-08-19	12056UV81	134001	3000	239,115.16	239,130.43	.00	2,811.11	2.300146	239,115.16	239,130.43	.00	2,811.11	2.300146
10751	MCFUND CP 08-12-19	62455BVC6	134001	3000	120,630.36	120,652.17	.00	1,338.17	2.170398	120,630.36	120,652.17	.00	1,338.17	2.170398
10757	ACPP CP 08-12-19	01854WVC5	134001	3000	326,028.53	326,086.96	.00	3,583.33	2.150383	326,028.53	326,086.96	.00	3,583.33	2.150383
10758	ISFLLC CP 08-12-19	45779QVC7	134001	3000	815,064.54	815,217.39	.00	9,375.00	2.250422	815,064.54	815,217.39	.00	9,375.00	2.250422
10775	ISFLLC CP 08-20-19	45779QVL7	134001	3000	152,107.34	152,173.91	.00	1,750.00	2.250985	152,107.34	152,173.91	.00	1,750.00	2.250985
10776	ISFLLC CP 08-20-19	45779QVL7	134001	3000	219,034.57	219,130.43	.00	2,520.00	2.250985	219,034.57	219,130.43	.00	2,520.00	2.250985
10778	AGREBK CP 11-15-19	00850VYF3	134001	3000	22,902,835.39	22,989,130.43	.00	269,075.00	2.298628	22,902,835.39	22,989,130.43	.00	269,075.00	2.298628
10798	AGREBK CP 11-08-19	00850VY89	134001	3000	4,657,468.60	4,673,913.04	.00	54,944.44	2.308121	4,657,468.60	4,673,913.04	.00	54,944.44	2.308121
10800	BCHNHK CP 11-05-19	06119RY58	134001	3000	7,743,262.11	7,769,972.83	.00	91,340.35	2.307934	7,743,262.11	7,769,972.83	.00	91,340.35	2.307934
10804	ISFLLC CP 08-15-19	45779QVF0	134001	3000	152,164.40	152,173.91	.00	1,750.00	2.250141	152,164.40	152,173.91	.00	1,750.00	2.250141
10812	ISFLLC CP 08-16-19	45779QVG8	134001	3000	271,722.15	271,739.13	.00	3,125.00	2.250141	271,722.15	271,739.13	.00	3,125.00	2.250141
10814	ISFLLC CP 08-19-19	45779QVK9	134001	3000	815,064.54	815,217.39	.00	9,375.00	2.250422	815,064.54	815,217.39	.00	9,375.00	2.250422
10825	ISFLLC CP 08-20-19	45779QVL7	134001	3000	271,722.15	271,739.13	.00	3,125.00	2.250141	271,722.15	271,739.13	.00	3,125.00	2.250141
10952	SWKPP 0 09-26-19	85462DWS8	134001	3000	5,699,198.37	5,706,521.74	.00	64,166.66	2.202827	5,699,198.37	5,706,521.74	.00	64,166.66	2.202827
10953	SWKPP 0 09-26-19	85462DWS8	134001	3000	3,373,925.43	3,378,260.87	.00	37,986.67	2.202827	3,373,925.43	3,378,260.87	.00	37,986.67	2.202827
10954	MITUSA 0 09-27-19	60683KWT6	134001	3000	5,970,333.03	5,978,260.87	.00	66,305.55	2.172881	5,970,333.03	5,978,260.87	.00	66,305.55	2.172881
10955	MITUSA 0 09-27-19	60683KWT6	134001	3000	5,970,333.03	5,978,260.87	.00	66,305.55	2.172881	5,970,333.03	5,978,260.87	.00	66,305.55	2.172881
10959	MCFUND CP 0 09-20-19	62455BWL5	134001	3000	1,521,001.93	1,521,739.13	.00	16,955.56	2.181057	1,521,001.93	1,521,739.13	.00	16,955.56	2.181057
10960	MCFUND 0 09-13-19	62455BWD3	134001	3000	271,722.75	271,739.13	.00	3,013.89	2.170132	271,722.75	271,739.13	.00	3,013.89	2.170132
10961	MCFUND 0 09-13-19	62455BWD3	134001	3000	271,722.75	271,739.13	.00	3,013.89	2.170132	271,722.75	271,739.13	.00	3,013.89	2.170132
10971	ISFLLC CP 09-19-19	45779QWK8	134001	3000	81,506.45	81,521.74	.00	937.50	2.250422	81,506.45	81,521.74	.00	937.50	2.250422
10972	SOCGEN CP 09-17-19	83369CWH3	134001	3000	103,253.76	103,260.87	.00	1,308.89	2.480173	103,253.76	103,260.87	.00	1,308.89	2.480173
10973	ISFLLC CP 09-17-19	45779QWH5	134001	3000	108,688.86	108,695.65	.00	1,250.00	2.250141	108,688.86	108,695.65	.00	1,250.00	2.250141
10974	ISFLLC CP 09-17-19	45779QWH5	134001	3000	108,688.86	108,695.65	.00	1,250.00	2.250141	108,688.86	108,695.65	.00	1,250.00	2.250141
10975	SOCGEN CP 09-17-19	83369CWH3	134001	3000	271,720.41	271,739.13	.00	3,444.44	2.480168	271,720.41	271,739.13	.00	3,444.44	2.480168
10976	VICTOR CP 0 09-25-19	92646LWR7	134001	3000	2,444,276.49	2,445,652.17	.00	28,125.00	2.251266	2,444,276.49	2,445,652.17	.00	28,125.00	2.251266
10977	VICTOR CP 0 09-25-19	92646LWR7	134001	3000	2,444,276.49	2,445,652.17	.00	28,125.00	2.251266	2,444,276.49	2,445,652.17	.00	28,125.00	2.251266
10981	VICTOR CP 0 09-27-19	92646LWT3	134001	3000	3,801,152.17	3,804,347.83	.00	42,000.00	2.161816	3,801,152.17	3,804,347.83	.00	42,000.00	2.161816
10982	MCFUND 0 09-20-19	62455BWL5	134001	3000	1,901,367.60	1,902,173.91	.00	21,194.44	2.180924	1,901,367.60	1,902,173.91	.00	21,194.44	2.180924
10983	MCFUND 0 09-27-19	62455BWT8	134001	3000	3,801,122.58	3,804,347.83	.00	42,388.89	2.181850	3,801,122.58	3,804,347.83	.00	42,388.89	2.181850
10984	MCFUND 0 09-27-19	62455BWT8	134001	3000	1,900,561.29	1,902,173.91	.00	21,194.44	2.181849	1,900,561.29	1,902,173.91	.00	21,194.44	2.181849
10985	VICTOR CP 0 09-25-19	92646LWR7	134001	3000	733,282.95	733,695.65	.00	8,437.50	2.251266	733,282.95	733,695.65	.00	8,437.50	2.251266
10986	ANGLES CP 09-18-19	0347M3WJ9	134001	3000	135,860.13	135,869.57	.00	1,736.11	2.500172	135,860.13	135,869.57	.00	1,736.11	2.500172
10987	BNSFP CP 09-24-19	06417KWQ8	134001	3000	1,140,638.59	1,141,304.35	.00	17,500.00	3.001751	1,140,638.59	1,141,304.35	.00	17,500.00	3.001751
10988	ANGLES CP 09-18-19	0347M3WJ9	134001	3000	190,190.97	190,217.39	.00	4,861.11	5.000693	190,190.97	190,217.39	.00	4,861.11	5.000693

STATE OF ARKANSAS
OFFICE OF THE TREASURER
AVERAGE DAILY BALANCE REPORT
7/01/19 THROUGH 12/31/19
SORT KEYS: GPIC
FUNDS: *****

INVEST NO.	DESCRIPTION	CUSIP	FUND	ICCP#	PERIOD TO DATE					YEAR TO DATE				
					AVERAGE DAILY BALANCE-BOOK	AVERAGE DAILY BALANCE-PAR	ACCRUAL	AMORTIZATION	YIELD	AVERAGE DAILY BALANCE-BOOK	AVERAGE DAILY BALANCE-PAR	ACCRUAL	AMORTIZATION	YIELD
10989	BARCAP CP 09-18-19	06945MWJ1	134001	3000	271,701.39	271,739.13	.00	6,944.44	5.000691	271,701.39	271,739.13	.00	6,944.44	5.000691
10990	BARCAP CP 09-18-19	06945MWJ1	134001	3000	271,701.39	271,739.13	.00	6,944.44	5.000691	271,701.39	271,739.13	.00	6,944.44	5.000691
10991	BARCAP CP 09-18-19	06945MWJ1	134001	3000	135,850.69	135,869.57	.00	3,472.22	5.000691	135,850.69	135,869.57	.00	3,472.22	5.000691
10992	SOCGEN CP 09-18-19	83369CWJ9	134001	3000	271,707.80	271,739.13	.00	5,763.89	4.150479	271,707.80	271,739.13	.00	5,763.89	4.150479
10993	SOCGEN CP 09-18-19	83369CWJ9	134001	3000	271,707.80	271,739.13	.00	5,763.89	4.150479	271,707.80	271,739.13	.00	5,763.89	4.150479
10994	SOCGEN CP 09-18-19	83369CWJ9	134001	3000	271,707.80	271,739.13	.00	5,763.89	4.150479	271,707.80	271,739.13	.00	5,763.89	4.150479
10995	SOCGEN CP 09-18-19	83369CWJ9	134001	3000	119,551.43	119,565.22	.00	2,536.11	4.150477	119,551.43	119,565.22	.00	2,536.11	4.150477
10996	CEDRSP CP 09-19-19	15060YWK2	134001	3000	54,344.05	54,347.83	.00	694.44	2.500158	54,344.05	54,347.83	.00	694.44	2.500158
10997	ISFLLC CP 09-19-19	45779QWK8	134001	3000	103,253.70	103,260.87	.00	1,319.44	2.500165	103,253.70	103,260.87	.00	1,319.44	2.500165
10998	MCFUND CP 09-27-19	62455BWT8	134001	3000	928,801.83	929,347.83	.00	11,162.50	2.351381	928,801.83	929,347.83	.00	11,162.50	2.351381
10999	EBURY CP 09-19-19	27873KWK4	134001	3000	119,557.25	119,565.22	.00	1,466.67	2.400165	119,557.25	119,565.22	.00	1,466.67	2.400165
11000	ISFLLC CP 09-19-19	45779QWK8	134001	3000	271,720.26	271,739.13	.00	3,472.22	2.500172	271,720.26	271,739.13	.00	3,472.22	2.500172
11001	ANGLES CP 09-19-19	0347M3WK6	134001	3000	271,720.26	271,739.13	.00	3,472.22	2.500172	271,720.26	271,739.13	.00	3,472.22	2.500172
11002	ANGLES CP 09-19-19	0347M3WK6	134001	3000	271,720.26	271,739.13	.00	3,472.22	2.500172	271,720.26	271,739.13	.00	3,472.22	2.500172
11003	LEXPAP CP 09-19-19	52952MWK2	134001	3000	271,720.26	271,739.13	.00	3,472.22	2.500172	271,720.26	271,739.13	.00	3,472.22	2.500172
11004	LEXPAP CP 09-19-19	52952MWK2	134001	3000	271,720.26	271,739.13	.00	3,472.22	2.500172	271,720.26	271,739.13	.00	3,472.22	2.500172
11005	LEXPAP CP 09-19-19	52952MWK2	134001	3000	271,720.26	271,739.13	.00	3,472.22	2.500172	271,720.26	271,739.13	.00	3,472.22	2.500172
11006	LEXPAP CP 09-19-19	52952MWK2	134001	3000	108,688.10	108,695.65	.00	1,388.89	2.500176	108,688.10	108,695.65	.00	1,388.89	2.500176
11007	BARCAP CP 09-20-19	06945MWL6	134001	3000	119,015.13	119,021.74	.00	1,216.67	2.000117	119,015.13	119,021.74	.00	1,216.67	2.000117
11008	COLFDG CP 09-20-19	19767DWL4	134001	3000	271,723.58	271,739.13	.00	2,861.11	2.060117	271,723.58	271,739.13	.00	2,861.11	2.060117
11009	COLFDG CP 09-20-19	19767DWL4	134001	3000	271,723.58	271,739.13	.00	2,861.11	2.060117	271,723.58	271,739.13	.00	2,861.11	2.060117
11010	GDPP 0 09-26-19	36955EWS3	134001	3000	1,901,415.69	1,902,173.91	.00	19,930.50	2.050812	1,901,415.69	1,902,173.91	.00	19,930.50	2.050812
11011	GDPP 0 09-26-19	36955EWS3	134001	3000	1,901,415.69	1,902,173.91	.00	19,930.50	2.050812	1,901,415.69	1,902,173.91	.00	19,930.50	2.050812
11012	GDPP 0 09-26-19	36955EWS3	134001	3000	1,407,047.61	1,407,608.70	.00	14,748.57	2.050812	1,407,047.61	1,407,608.70	.00	14,748.57	2.050812
11013	CMSERA CP 0 09-27-19	2063C1WT3	134001	3000	2,172,922.71	2,173,913.04	.00	22,777.78	2.050935	2,172,922.71	2,173,913.04	.00	22,777.78	2.050935
11014	CMSERA CP 0 09-27-19	2063C1WT3	134001	3000	2,172,922.71	2,173,913.04	.00	22,777.78	2.050935	2,172,922.71	2,173,913.04	.00	22,777.78	2.050935
11015	CMSERA CP 0 09-27-19	2063C1WT3	134001	3000	2,172,922.71	2,173,913.04	.00	22,777.78	2.050935	2,172,922.71	2,173,913.04	.00	22,777.78	2.050935
11016	CMSERA CP 0 09-27-19	2063C1WT3	134001	3000	1,086,461.35	1,086,956.52	.00	11,388.89	2.050935	1,086,461.35	1,086,956.52	.00	11,388.89	2.050935
11066	COLFDG CP 0 09-27-19	19767DWT7	134001	3000	1,901,408.29	1,902,173.91	.00	20,125.00	2.070834	1,901,408.29	1,902,173.91	.00	20,125.00	2.070834
11067	MATFIN CP 0 09-27-19	57666BWT3	134001	3000	1,901,408.29	1,902,173.91	.00	20,125.00	2.070834	1,901,408.29	1,902,173.91	.00	20,125.00	2.070834
11068	ANGLES CP 09-26-19	0347M3WS9	134001	3000	96,728.54	96,739.13	.00	974.06	1.970225	96,728.54	96,739.13	.00	974.06	1.970225
11070	COLFDG CP 0 09-27-19	19767DWT7	134001	3000	304,225.33	304,347.83	.00	3,220.00	2.070834	304,225.33	304,347.83	.00	3,220.00	2.070834
11072	MATFIN CP 0 09-27-19	57666BWT3	134001	3000	1,140,844.97	1,141,304.35	.00	12,075.00	2.070834	1,140,844.97	1,141,304.35	.00	12,075.00	2.070834
11073	COLFDG CP 09-25-19	19767DWR1	134001	3000	73,365.49	73,369.57	.00	750.00	2.000111	73,365.49	73,369.57	.00	750.00	2.000111
11074	COLFDG CP 09-25-19	19767DWR1	134001	3000	271,724.03	271,739.13	.00	2,777.78	2.000113	271,724.03	271,739.13	.00	2,777.78	2.000113
11075	COLFDG CP 09-25-19	19767DWR1	134001	3000	271,724.03	271,739.13	.00	2,777.78	2.000113	271,724.03	271,739.13	.00	2,777.78	2.000113
11076	AGRCP CP 09-27-19	05353BWT0	134001	3000	184,760.02	184,782.61	.00	2,077.78	2.200271	184,760.02	184,782.61	.00	2,077.78	2.200271
11077	BUNGGP CP 09-26-19	12056UWS6	134001	3000	135,861.26	135,869.57	.00	1,527.78	2.200138	135,861.26	135,869.57	.00	1,527.78	2.200138
11078	ICEPP CP 09-30-19	45856XWW3	134001	3000	792,221.13	792,445.65	.00	8,262.57	2.040579	792,221.13	792,445.65	.00	8,262.57	2.040579
11079	COLFDG CP 09-26-19	19767DWS9	134001	3000	271,724.03	271,739.13	.00	2,777.78	2.000113	271,724.03	271,739.13	.00	2,777.78	2.000113
11080	COLFDG CP 09-26-19	19767DWS9	134001	3000	271,724.03	271,739.13	.00	2,777.78	2.000113	271,724.03	271,739.13	.00	2,777.78	2.000113
11081	ANGLES 0 09-30-19	0347M3WW0	134001	3000	1,358,318.24	1,358,695.65	.00	13,888.89	2.000556	1,358,318.24	1,358,695.65	.00	13,888.89	2.000556

STATE OF ARKANSAS
OFFICE OF THE TREASURER
AVERAGE DAILY BALANCE REPORT
7/01/19 THROUGH 12/31/19
SORT KEYS: GPIC
FUNDS: *****

INVEST NO.	DESCRIPTION	CUSIP	FUND	ICCS#	PERIOD TO DATE					YEAR TO DATE				
					AVERAGE DAILY BALANCE-BOOK	AVERAGE DAILY BALANCE-PAR	ACCRUAL	AMORTIZATION	YIELD	AVERAGE DAILY BALANCE-BOOK	AVERAGE DAILY BALANCE-PAR	ACCRUAL	AMORTIZATION	YIELD
11082	ANGLES 0 09-30-19	0347M3WW0	134001	3000	135,831.82	135,869.57	.00	1,388.89	2.000557	135,831.82	135,869.57	.00	1,388.89	2.000557
11085	ICEPP CP 09-30-19	45856XWW3	134001	3000	141,272.32	141,304.35	.00	1,473.33	2.040458	141,272.32	141,304.35	.00	1,473.33	2.040458
11086	CABOTC CP 09-30-19	12705XWW6	134001	3000	273,845.17	273,913.04	.00	3,122.00	2.230553	273,845.17	273,913.04	.00	3,122.00	2.230553
11087	MCFUND CP 09-30-19	62455BWW1	134001	3000	304,281.88	304,347.83	.00	3,033.33	1.950420	304,281.88	304,347.83	.00	3,033.33	1.950420
11088	CSLBHO CP 10-11-19	12655NKB3	134001	3000	1,303,419.81	1,304,347.83	.00	15,066.67	2.261610	1,303,419.81	1,304,347.83	.00	15,066.67	2.261610
11089	COLFDG CP 09-27-19	19767DWT7	134001	3000	108,689.61	108,695.65	.00	1,111.11	2.000109	108,689.61	108,695.65	.00	1,111.11	2.000109
11090	ISFLLC CP 10-03-19	45779QX35	134001	3000	1,249,374.17	1,249,728.26	.00	13,413.75	2.100595	1,249,374.17	1,249,728.26	.00	13,413.75	2.100595
11091	ANGLES CP 09-30-19	0347M3WW0	134001	3000	869,376.81	869,565.22	.00	8,666.67	1.950423	869,376.81	869,565.22	.00	8,666.67	1.950423
11092	COLFDG CP 09-27-19	19767DWT7	134001	3000	271,724.03	271,739.13	.00	2,777.78	2.000113	271,724.03	271,739.13	.00	2,777.78	2.000113
11093	COLFDG CP 10-04-19	19767DX41	134001	3000	2,173,215.58	2,173,913.04	.00	23,333.33	2.100674	2,173,215.58	2,173,913.04	.00	23,333.33	2.100674
11094	CSLBHO CP 10-02-19	12655NKB3	134001	3000	1,629,977.51	1,630,434.78	.00	19,416.67	2.330654	1,629,977.51	1,630,434.78	.00	19,416.67	2.330654
11095	ANGLES CP 0 10-04-19	0347M3X41	134001	3000	2,173,222.22	2,173,913.04	.00	23,111.11	2.080661	2,173,222.22	2,173,913.04	.00	23,111.11	2.080661
11096	ANGLES CP 0 10-04-19	0347M3X41	134001	3000	2,173,222.22	2,173,913.04	.00	23,111.11	2.080661	2,173,222.22	2,173,913.04	.00	23,111.11	2.080661
11102	MBCCPP CP 9-25-19	6117P5WR4	134001	3000	24,997.21	25,000.00	.00	256.83	2.010198	24,997.21	25,000.00	.00	256.83	2.010198
11103	COLFDG CP 09-25-19	19767DWQ3	134001	3000	184,772.24	184,782.61	.00	1,907.78	2.020116	184,772.24	184,782.61	.00	1,907.78	2.020116
11104	ISFLLC 0 09-26-19	45779QWS1	134001	3000	815,081.52	815,217.39	.00	8,333.33	2.000333	815,081.52	815,217.39	.00	8,333.33	2.000333
11105	MCFUND 0 09-30-19	62455BWW1	134001	3000	1,901,426.78	1,902,173.91	.00	19,638.89	2.020794	1,901,426.78	1,902,173.91	.00	19,638.89	2.020794
11106	MCFUND 0 09-30-19	62455BWW1	134001	3000	1,407,055.82	1,407,608.70	.00	14,532.78	2.020794	1,407,055.82	1,407,608.70	.00	14,532.78	2.020794
11108	ICECPP 0 09-30-19	45856XWW3	134001	3000	1,565,453.07	1,565,896.74	.00	16,327.08	2.040578	1,565,453.07	1,565,896.74	.00	16,327.08	2.040578
11109	COLFDG CP 10-04-19	19767DX41	134001	3000	581,906.67	582,065.22	.00	6,188.00	2.080567	581,906.67	582,065.22	.00	6,188.00	2.080567
11110	CWEPP CP 09-30-19	20279WWW7	134001	3000	815,072.69	815,217.39	.00	8,875.00	2.130378	815,072.69	815,217.39	.00	8,875.00	2.130378
11111	MCFUND 0 09-30-19	62455BWW1	134001	3000	978,101.90	978,260.87	.00	9,750.00	1.950317	978,101.90	978,260.87	.00	9,750.00	1.950317
11112	ROMUPP 0 09-30-19	77619FWW3	134001	3000	1,043,284.35	1,043,478.26	.00	11,893.33	2.230414	1,043,284.35	1,043,478.26	.00	11,893.33	2.230414
11117	EBURY CP 10-01-19	27873KX15	134001	3000	51,630.43	51,630.43	.00	527.78	2.000008	51,630.43	51,630.43	.00	527.78	2.000008
11118	ISFLLC CP 10-01-19	45779QX19	134001	3000	135,869.57	135,869.57	.00	1,423.61	2.049998	135,869.57	135,869.57	.00	1,423.61	2.049998
11119	EBURY CP 10-01-19	27873KX15	134001	3000	135,869.57	135,869.57	.00	1,388.89	2.000002	135,869.57	135,869.57	.00	1,388.89	2.000002
11120	ATLASS CP 0 10-11-19	04821LXB3	134001	3000	2,987,403.38	2,989,130.43	.00	31,777.78	2.081203	2,987,403.38	2,989,130.43	.00	31,777.78	2.081203
11121	ATLASS CP 0 10-11-19	04821LXB3	134001	3000	1,758,086.89	1,759,103.26	.00	18,701.22	2.081202	1,758,086.89	1,759,103.26	.00	18,701.22	2.081202
11124	CMSERA CP 10-11-19	2063CLXB1	134001	3000	2,987,403.38	2,989,130.43	.00	31,777.78	2.081203	2,987,403.38	2,989,130.43	.00	31,777.78	2.081203
11125	CMSERA CP 10-11-19	2063CLXB1	134001	3000	2,987,403.38	2,989,130.43	.00	31,777.78	2.081203	2,987,403.38	2,989,130.43	.00	31,777.78	2.081203
11126	MCFUND 0 10-11-19	62455BWB6	134001	3000	2,987,419.99	2,989,130.43	.00	31,472.22	2.061179	2,987,419.99	2,989,130.43	.00	31,472.22	2.061179
11127	MCFUND 0 10-11-19	62455BWB6	134001	3000	2,987,419.99	2,989,130.43	.00	31,472.22	2.061179	2,987,419.99	2,989,130.43	.00	31,472.22	2.061179
11128	COLFDG CP 0 10-01-19	19767DX17	134001	3000	271,739.13	271,739.13	.00	2,847.22	2.049998	271,739.13	271,739.13	.00	2,847.22	2.049998
11129	COLFDG CP 0 10-01-19	19767DX17	134001	3000	271,739.13	271,739.13	.00	2,847.22	2.049998	271,739.13	271,739.13	.00	2,847.22	2.049998
11130	COLFDG CP 0 10-01-19	19767DX17	134001	3000	81,521.74	81,521.74	.00	854.17	2.050008	81,521.74	81,521.74	.00	854.17	2.050008
11131	ROMUPP 0 10-25-19	77619FXR3	134001	3000	6,783,197.46	6,793,478.26	.00	78,819.44	2.273440	6,783,197.46	6,793,478.26	.00	78,819.44	2.273440
11132	ROMUPP 0 10-25-19	77619FXR3	134001	3000	6,783,197.46	6,793,478.26	.00	78,819.44	2.273440	6,783,197.46	6,793,478.26	.00	78,819.44	2.273440
11133	ROMUPP 0 10-25-19	77619FXR3	134001	3000	2,034,959.24	2,038,043.48	.00	23,645.83	2.273440	2,034,959.24	2,038,043.48	.00	23,645.83	2.273440
11134	LMAUS 0 10-17-19	53944RXH6	134001	3000	4,615,233.09	4,619,565.22	.00	49,819.44	2.111980	4,615,233.09	4,619,565.22	.00	49,819.44	2.111980
11135	LMAUS 0 10-17-19	53944RXH6	134001	3000	4,615,233.09	4,619,565.22	.00	49,819.44	2.111980	4,615,233.09	4,619,565.22	.00	49,819.44	2.111980
11136	LMAUS 0 10-17-19	53944RXH6	134001	3000	4,615,233.09	4,619,565.22	.00	49,819.44	2.111980	4,615,233.09	4,619,565.22	.00	49,819.44	2.111980
11137	LMAUS 0 10-17-19	53944RXH6	134001	3000	2,769,139.85	2,771,739.13	.00	29,891.67	2.111981	2,769,139.85	2,771,739.13	.00	29,891.67	2.111981

STATE OF ARKANSAS
OFFICE OF THE TREASURER
AVERAGE DAILY BALANCE REPORT
7/01/19 THROUGH 12/31/19
SORT KEYS: GPIC
FUNDS: *****

INVEST NO.	DESCRIPTION	CUSIP	FUND	ICCS#	PERIOD TO DATE					YEAR TO DATE				
					AVERAGE DAILY BALANCE-BOOK	AVERAGE DAILY BALANCE-PAR	ACCRUAL	AMORTIZATION	YIELD	AVERAGE DAILY BALANCE-BOOK	AVERAGE DAILY BALANCE-PAR	ACCRUAL	AMORTIZATION	YIELD
11138	ANGLES CP 10-18-19	0347M3XJ8	134001	3000	7,818,400.00	7,826,086.96	.00	83,200.00	2.082045	7,818,400.00	7,826,086.96	.00	83,200.00	2.082045
11164	COLFDG CP 10-08-19	19767DX82	134001	3000	570,426.92	570,652.17	.00	5,920.83	2.030800	570,426.92	570,652.17	.00	5,920.83	2.030800
11165	ISFLLC CP 10-07-19	45779QX76	134001	3000	488,966.58	489,130.43	.00	5,025.00	2.010674	488,966.58	489,130.43	.00	5,025.00	2.010674
11166	BUNGGP CP 10-02-19	12056UX22	134001	3000	108,689.01	108,695.65	.00	1,222.22	2.200130	108,689.01	108,695.65	.00	1,222.22	2.200130
11167	GLENPP CP 11-01-19	37790BY13	134001	3000	1,887,830.65	1,891,304.35	.00	22,040.00	2.284195	1,887,830.65	1,891,304.35	.00	22,040.00	2.284195
11168	ISFLLC CP 10-09-19	45779QX92	134001	3000	570,429.14	570,652.17	.00	5,862.50	2.010786	570,429.14	570,652.17	.00	5,862.50	2.010786
11169	CSLBHO 0 10-28-19	12655NXU1	134001	3000	4,366,810.26	4,374,076.09	.00	51,419.69	2.303827	4,366,810.26	4,374,076.09	.00	51,419.69	2.303827
11170	COLFDG CP 10-09-19	19767DX90	134001	3000	1,521,147.34	1,521,739.13	.00	15,555.56	2.000779	1,521,147.34	1,521,739.13	.00	15,555.56	2.000779
11171	ICEPP CP 10-30-19	45856XXW2	134001	3000	1,054,897.34	1,056,521.74	.00	11,070.00	2.053157	1,054,897.34	1,056,521.74	.00	11,070.00	2.053157
11172	COLFDG CP 10-10-19	19767DXA7	134001	3000	1,292,980.27	1,293,478.26	.00	13,090.00	1.980763	1,292,980.27	1,293,478.26	.00	13,090.00	1.980763
11173	ISFLLC CP 0 10-25-19	45779QXR2	134001	3000	5,970,844.50	5,978,260.87	.00	62,027.78	2.032522	5,970,844.50	5,978,260.87	.00	62,027.78	2.032522
11174	GLENPP CP 10-30-19	37790BXW6	134001	3000	1,481,263.22	1,483,695.65	.00	17,214.17	2.273728	1,481,263.22	1,483,695.65	.00	17,214.17	2.273728
11175	ISFLLC CP 10-07-19	45779QX76	134001	3000	407,540.76	407,608.70	.00	4,166.67	2.000335	407,540.76	407,608.70	.00	4,166.67	2.000335
11176	COLFDG 0 10-11-19	19767DXB5	134001	3000	1,901,448.97	1,902,173.91	.00	19,055.56	1.960748	1,901,448.97	1,902,173.91	.00	19,055.56	1.960748
11180	CMSERA CP 10-15-19	2063CLXF2	134001	3000	1,521,079.71	1,521,739.13	.00	15,166.67	1.950846	1,521,079.71	1,521,739.13	.00	15,166.67	1.950846
11181	CEDRSP CP 10-15-19	15060YXF2	134001	3000	513,392.22	513,586.96	.00	5,118.75	1.950740	513,392.22	513,586.96	.00	5,118.75	1.950740
11190	ISFLLC CP 10-10-19	45779QXA9	134001	3000	135,862.02	135,869.57	.00	1,388.89	2.000113	135,862.02	135,869.57	.00	1,388.89	2.000113
11191	ANGLES CP 10-15-19	0347M3XF6	134001	3000	984,470.76	984,782.61	.00	9,563.33	1.900601	984,470.76	984,782.61	.00	9,563.33	1.900601
11199	MCFUND CP 10-21-19	62455BXM2	134001	3000	896,204.82	896,739.13	.00	8,937.50	1.951163	896,204.82	896,739.13	.00	8,937.50	1.951163
11200	BARCAP CP 10-24-19	06945MXQ4	134001	3000	1,254,482.74	1,255,434.78	.00	12,512.50	1.951480	1,254,482.74	1,255,434.78	.00	12,512.50	1.951480
11201	CEDRSP CP 10-18-19	15060YXJ4	134001	3000	869,188.41	869,565.22	.00	8,666.67	1.950846	869,188.41	869,565.22	.00	8,666.67	1.950846
11202	ANGLES CP 10-15-19	0347M3XF6	134001	3000	543,334.84	543,478.26	.00	5,277.78	1.900502	543,334.84	543,478.26	.00	5,277.78	1.900502
11203	BARCAP CP 10-24-19	06945MXQ4	134001	3000	1,900,731.43	1,902,173.91	.00	18,958.33	1.951480	1,900,731.43	1,902,173.91	.00	18,958.33	1.951480
11204	ROMUPP CP 10-30-19	77619FXW2	134001	3000	309,419.65	309,782.61	.00	3,515.00	2.222604	309,419.65	309,782.61	.00	3,515.00	2.222604
11205	CMSERA CP 10-30-19	2063CLXW5	134001	3000	3,300,947.10	3,304,347.83	.00	32,933.33	1.952009	3,300,947.10	3,304,347.83	.00	32,933.33	1.952009
11206	MCFUND 0 10-30-19	62455BXW0	134001	3000	5,157,648.10	5,163,043.48	.00	52,250.00	1.982071	5,157,648.10	5,163,043.48	.00	52,250.00	1.982071
11207	MCFUND 0 10-30-19	62455BXW0	134001	3000	5,157,648.10	5,163,043.48	.00	52,250.00	1.982071	5,157,648.10	5,163,043.48	.00	52,250.00	1.982071
11208	MCFUND 0 10-30-19	62455BXW0	134001	3000	5,157,648.10	5,163,043.48	.00	52,250.00	1.982071	5,157,648.10	5,163,043.48	.00	52,250.00	1.982071
11210	COLFDG 0 10-29-19	19767DXV1	134001	3000	586,896.73	587,331.52	.00	6,153.93	2.051519	586,896.73	587,331.52	.00	6,153.93	2.051519
11211	COLFDG 0 10-29-19	19767DXV1	134001	3000	3,801,314.92	3,804,347.83	.00	39,861.11	2.051636	3,801,314.92	3,804,347.83	.00	39,861.11	2.051636
11212	COLFDG 0 10-29-19	19767DXV1	134001	3000	228,078.89	228,260.87	.00	2,391.67	2.051638	228,078.89	228,260.87	.00	2,391.67	2.051638
11225	ISFLLC CP 10-17-19	45779QXH4	134001	3000	108,689.55	108,695.65	.00	1,122.22	2.020109	108,689.55	108,695.65	.00	1,122.22	2.020109
11226	CMSERA CP 10-24-19	2063CLXQ8	134001	3000	869,188.41	869,565.22	.00	8,666.67	1.950846	869,188.41	869,565.22	.00	8,666.67	1.950846
11227	CMSERA CP 10-25-19	2063CLXR6	134001	3000	977,783.97	978,260.87	.00	9,750.00	1.950951	977,783.97	978,260.87	.00	9,750.00	1.950951
11228	COLFDG CP 0 11-08-19	19767DY81	134001	3000	3,746,258.79	3,750,000.00	.00	39,483.33	2.062057	3,746,258.79	3,750,000.00	.00	39,483.33	2.062057
11229	COLFDG CP 0 11-08-19	19767DY81	134001	3000	6,243,764.64	6,250,000.00	.00	65,805.55	2.062057	6,243,764.64	6,250,000.00	.00	65,805.55	2.062057
11230	COLFDG CP 0 11-08-19	19767DY81	134001	3000	3,121,882.32	3,125,000.00	.00	32,902.78	2.062057	3,121,882.32	3,125,000.00	.00	32,902.78	2.062057
11231	CEDRSP CP 0 10-25-19	15060YXR6	134001	3000	2,444,435.46	2,445,652.17	.00	24,875.00	1.990991	2,444,435.46	2,445,652.17	.00	24,875.00	1.990991
11232	CEDRSP CP 0 10-25-19	15060YXR6	134001	3000	1,466,661.28	1,467,391.30	.00	14,925.00	1.990991	1,466,661.28	1,467,391.30	.00	14,925.00	1.990991
11233	GLENPP CP 12-06-19	37790BZ61	134001	3000	1,843,714.67	1,847,826.09	.00	21,250.00	2.255017	1,843,714.67	1,847,826.09	.00	21,250.00	2.255017
11234	MCFUND CP 12-19-19	62455BZK4	134001	3000	4,440,316.74	4,451,086.96	.00	46,865.00	2.064997	4,440,316.74	4,451,086.96	.00	46,865.00	2.064997
11235	ISFLLC CP 10-18-19	45779QXJ0	134001	3000	135,862.02	135,869.57	.00	1,388.89	2.000113	135,862.02	135,869.57	.00	1,388.89	2.000113

STATE OF ARKANSAS
OFFICE OF THE TREASURER
AVERAGE DAILY BALANCE REPORT
7/01/19 THROUGH 12/31/19
SORT KEYS: GPIC
FUNDS: *****

INVEST NO.	DESCRIPTION	CUSIP	FUND	ICCS#	PERIOD TO DATE					YEAR TO DATE				
					AVERAGE DAILY BALANCE-BOOK	AVERAGE DAILY BALANCE-PAR	ACCRUAL	AMORTIZATION	YIELD	AVERAGE DAILY BALANCE-BOOK	AVERAGE DAILY BALANCE-PAR	ACCRUAL	AMORTIZATION	YIELD
11236	ISFLLC CP 10-24-19	45779QXQ4	134001	3000	1,208,171.28	1,208,641.30	.00	12,355.00	2.000778	1,208,171.28	1,208,641.30	.00	12,355.00	2.000778
11237	CMSERA CP 10-24-19	2063C1XQ8	134001	3000	1,369,045.92	1,369,565.22	.00	13,650.00	1.950740	1,369,045.92	1,369,565.22	.00	13,650.00	1.950740
11238	ANGLES CP 0 12-06-19	0347M3Z64	134001	3000	10,848,067.63	10,869,565.22	.00	111,111.11	2.003963	10,848,067.63	10,869,565.22	.00	111,111.11	2.003963
11239	ANGLES CP 0 10-18-19	0347M3XJ8	134001	3000	271,724.49	271,739.13	.00	2,694.44	1.940101	271,724.49	271,739.13	.00	2,694.44	1.940101
11240	BCIMIA 0 12-23-19	05990DZP0	134001	3000	18,158,903.98	18,206,521.74	.00	195,416.67	2.105507	18,158,903.98	18,206,521.74	.00	195,416.67	2.105507
11241	CMSERA CP 0 11-08-19	2063C1Y87	134001	3000	7,167,483.70	7,173,913.04	.00	71,500.00	1.951749	7,167,483.70	7,173,913.04	.00	71,500.00	1.951749
11242	GLENPP 0 12-13-19	37790BZD6	134001	3000	1,609,183.70	1,613,043.48	.00	18,550.00	2.255397	1,609,183.70	1,613,043.48	.00	18,550.00	2.255397
11243	MCFUND CP 12-06-19	62455BZ65	134001	3000	1,461,779.85	1,464,673.91	.00	15,196.81	2.034020	1,461,779.85	1,464,673.91	.00	15,196.81	2.034020
11244	ANGLES CP 11-01-19	0347M3Y16	134001	3000	912,361.74	913,043.48	.00	8,960.00	1.921435	912,361.74	913,043.48	.00	8,960.00	1.921435
11245	ANGLES CP 0 11-08-19	0347M3Y81	134001	3000	5,701,679.12	5,706,521.74	.00	56,875.00	1.951656	5,701,679.12	5,706,521.74	.00	56,875.00	1.951656
11246	ANGLES CP 0 11-08-19	0347M3Y81	134001	3000	2,280,671.65	2,282,608.70	.00	22,750.00	1.951656	2,280,671.65	2,282,608.70	.00	22,750.00	1.951656
11255	MCFUND CP 12-13-19	62455BZD0	134001	3000	3,449,400.51	3,456,521.74	.00	35,686.67	2.024170	3,449,400.51	3,456,521.74	.00	35,686.67	2.024170
11256	ANGLES CP 11-04-19	0347M3Y40	134001	3000	1,520,602.90	1,521,739.13	.00	14,933.33	1.921434	1,520,602.90	1,521,739.13	.00	14,933.33	1.921434
11257	CEDRSP CP 0 11-06-19	15060YY61	134001	3000	2,607,060.69	2,608,695.65	.00	25,333.33	1.901191	2,607,060.69	2,608,695.65	.00	25,333.33	1.901191
11258	ANGLES CP 11-01-19	0347M3Y16	134001	3000	2,091,163.77	2,092,391.30	.00	20,533.33	1.921127	2,091,163.77	2,092,391.30	.00	20,533.33	1.921127
11259	ISFLLC 0 10-23-19	45779QXP6	134001	3000	90,755.83	90,760.87	.00	927.78	2.000116	90,755.83	90,760.87	.00	927.78	2.000116
11260	ICEPP 0 11-26-19	45856XYS0	134001	3000	3,414,863.38	3,419,918.48	.00	33,735.60	1.932857	3,414,863.38	3,419,918.48	.00	33,735.60	1.932857
11288	GLENPP 0 12-06-19	37790BZ61	134001	3000	1,670,583.82	1,673,913.04	.00	18,822.22	2.204384	1,670,583.82	1,673,913.04	.00	18,822.22	2.204384
11289	MCFUND CP 12-20-19	62455BZL2	134001	3000	3,145,257.07	3,152,173.91	.00	31,900.00	1.984354	3,145,257.07	3,152,173.91	.00	31,900.00	1.984354
11290	CMSERA CP 0 11-22-19	2063C1YN4	134001	3000	3,582,526.63	3,586,956.52	.00	34,833.33	1.902349	3,582,526.63	3,586,956.52	.00	34,833.33	1.902349
11291	EBURY 0 11-25-19	27873KYR7	134001	3000	6,447,787.83	6,456,521.74	.00	61,380.00	1.862519	6,447,787.83	6,456,521.74	.00	61,380.00	1.862519
11292	GLENPP 0 11-26-19	37790BYS4	134001	3000	411,842.31	412,500.00	.00	4,532.92	2.153435	411,842.31	412,500.00	.00	4,532.92	2.153435
11293	ANGLES CP 10-25-19	0347M3XR0	134001	3000	81,517.48	81,521.74	.00	783.33	1.880090	81,517.48	81,521.74	.00	783.33	1.880090
11294	ISFLLC CP 10-25-19	45779QXR2	134001	3000	135,862.02	135,869.57	.00	1,388.89	2.000113	135,862.02	135,869.57	.00	1,388.89	2.000113
11295	EBURY CP 10-25-19	27873KXR8	134001	3000	271,725.09	271,739.13	.00	2,583.33	1.860094	271,725.09	271,739.13	.00	2,583.33	1.860094
11296	EBURY CP 10-25-19	27873KXR8	134001	3000	217,380.07	217,391.30	.00	2,066.67	1.860099	217,380.07	217,391.30	.00	2,066.67	1.860099
11297	CSLBHO 0 11-25-19	12655NYR7	134001	3000	1,177,520.47	1,179,347.83	.00	13,261.11	2.203414	1,177,520.47	1,179,347.83	.00	13,261.11	2.203414
11298	ANGLES CP 11-05-19	0347M3Y57	134001	3000	657,343.06	657,608.70	.00	6,251.67	1.860753	657,343.06	657,608.70	.00	6,251.67	1.860753
11299	ISFLLC CP 11-01-19	45779QY18	134001	3000	1,901,452.67	1,902,173.91	.00	18,958.33	1.950739	1,901,452.67	1,902,173.91	.00	18,958.33	1.950739
11300	EBURY CP 10-28-19	27873KXU1	134001	3000	815,091.03	815,217.39	.00	7,750.00	1.860288	815,091.03	815,217.39	.00	7,750.00	1.860288
11301	EBURY CP 10-28-19	27873KXU1	134001	3000	733,581.93	733,695.65	.00	6,975.00	1.860288	733,581.93	733,695.65	.00	6,975.00	1.860288
11302	ROMUPP 0 11-25-19	77619FYR2	134001	3000	8,411,157.16	8,423,913.04	.00	92,569.45	2.153261	8,411,157.16	8,423,913.04	.00	92,569.45	2.153261
11303	ROMUPP 0 11-25-19	77619FYR2	134001	3000	8,411,157.16	8,423,913.04	.00	92,569.45	2.153261	8,411,157.16	8,423,913.04	.00	92,569.45	2.153261
11304	ROMUPP 0 11-25-19	77619FYR2	134001	3000	504,669.43	505,434.78	.00	5,554.17	2.153262	504,669.43	505,434.78	.00	5,554.17	2.153262
11305	CSLBHO CP 0 11-26-19	12655NYS5	134001	3000	4,406,376.65	4,413,043.48	.00	48,268.89	2.143238	4,406,376.65	4,413,043.48	.00	48,268.89	2.143238
11306	EBURY CP 10-29-19	27873KXV9	134001	3000	282,594.09	282,608.70	.00	2,686.67	1.860098	282,594.09	282,608.70	.00	2,686.67	1.860098
11307	EBURY CP 0 10-29-19	27873KXV9	134001	3000	271,725.09	271,739.13	.00	2,583.33	1.860094	271,725.09	271,739.13	.00	2,583.33	1.860094
11308	EBURY CP 0 10-29-19	27873KXV9	134001	3000	163,035.05	163,043.48	.00	1,550.00	1.860096	163,035.05	163,043.48	.00	1,550.00	1.860096
11311	CSLBHO CP 11-29-19	12655NYV8	134001	3000	353,208.62	353,804.35	.00	3,887.92	2.153628	353,208.62	353,804.35	.00	3,887.92	2.153628
11312	ISFLLC CP 10-30-19	45779QXW1	134001	3000	76,082.73	76,086.96	.00	777.78	2.000117	76,082.73	76,086.96	.00	777.78	2.000117
11313	CEDRSP CP 10-30-19	15060YXW5	134001	3000	256,291.18	256,304.35	.00	2,423.50	1.850095	256,291.18	256,304.35	.00	2,423.50	1.850095
11314	EBURY CP 0 10-30-19	27873KXW7	134001	3000	271,725.09	271,739.13	.00	2,583.33	1.860094	271,725.09	271,739.13	.00	2,583.33	1.860094

STATE OF ARKANSAS
OFFICE OF THE TREASURER
AVERAGE DAILY BALANCE REPORT
7/01/19 THROUGH 12/31/19
SORT KEYS: GPIC
FUNDS: *****

INVEST NO.	DESCRIPTION	CUSIP	FUND	ICCS#	PERIOD TO DATE					YEAR TO DATE				
					AVERAGE DAILY BALANCE-BOOK	AVERAGE DAILY BALANCE-PAR	ACCRUAL	AMORTIZATION	YIELD	AVERAGE DAILY BALANCE-BOOK	AVERAGE DAILY BALANCE-PAR	ACCRUAL	AMORTIZATION	YIELD
11315	EBURY CP 0 10-30-19	27873KXW7	134001	3000	271,725.09	271,739.13	.00	2,583.33	1.860094	271,725.09	271,739.13	.00	2,583.33	1.860094
11316	EBURY CP 0 10-30-19	27873KXW7	134001	3000	135,862.55	135,869.57	.00	1,291.67	1.860101	135,862.55	135,869.57	.00	1,291.67	1.860101
11317	NATXNY CP 10-30-19	63873KXW2	134001	3000	201,076.96	201,086.96	.00	1,839.72	1.790087	201,076.96	201,086.96	.00	1,839.72	1.790087
11332	CSLBHO CP 11-29-19	12655NYV8	134001	3000	1,627,701.84	1,630,434.78	.00	17,916.67	2.153610	1,627,701.84	1,630,434.78	.00	17,916.67	2.153610
11333	CEDRSP CP 10-31-19	15060YXX3	134001	3000	85,164.10	85,168.48	.00	805.32	1.850106	85,164.10	85,168.48	.00	805.32	1.850106
11334	EBURY CP 10-31-19	27873KXX5	134001	3000	108,690.04	108,695.65	.00	1,033.33	1.860090	108,690.04	108,695.65	.00	1,033.33	1.860090
11335	ISFLLC CP 10-31-19	45779QXX9	134001	3000	135,862.02	135,869.57	.00	1,388.89	2.000113	135,862.02	135,869.57	.00	1,388.89	2.000113
11336	EBURY CP 10-31-19	27873KXX5	134001	3000	353,242.62	353,260.87	.00	3,358.33	1.860094	353,242.62	353,260.87	.00	3,358.33	1.860094
11337	NATXNY CP 10-31-19	63873KXX0	134001	3000	271,725.62	271,739.13	.00	2,486.11	1.790088	271,725.62	271,739.13	.00	2,486.11	1.790088
11338	NATXNY CP 10-31-19	63873KXX0	134001	3000	271,725.62	271,739.13	.00	2,486.11	1.790088	271,725.62	271,739.13	.00	2,486.11	1.790088
11339	NATXNY CP 10-31-19	63873KXX0	134001	3000	271,725.62	271,739.13	.00	2,486.11	1.790088	271,725.62	271,739.13	.00	2,486.11	1.790088
11341	ISFLLC CP 11-01-19	45779QY18	134001	3000	135,862.96	135,869.57	.00	1,215.28	1.750088	135,862.96	135,869.57	.00	1,215.28	1.750088
11342	EBURY CP 11-01-19	27873KY14	134001	3000	271,726.68	271,739.13	.00	2,291.67	1.650078	271,726.68	271,739.13	.00	2,291.67	1.650078
11343	MCFUND 0 11-04-19	62455BY41	134001	3000	1,086,746.38	1,086,956.52	.00	9,666.66	1.740335	1,086,746.38	1,086,956.52	.00	9,666.66	1.740335
11344	MCFUND 0 11-04-19	62455BY41	134001	3000	108,674.64	108,695.65	.00	966.67	1.740342	108,674.64	108,695.65	.00	966.67	1.740342
11345	CEDRSP CP 11-08-19	15060YY87	134001	3000	2,173,211.35	2,173,913.04	.00	18,444.44	1.660536	2,173,211.35	2,173,913.04	.00	18,444.44	1.660536
11346	CEDRSP CP 11-08-19	15060YY87	134001	3000	2,173,211.35	2,173,913.04	.00	18,444.44	1.660536	2,173,211.35	2,173,913.04	.00	18,444.44	1.660536
11347	CEDRSP CP 11-08-19	15060YY87	134001	3000	1,738,569.08	1,739,130.43	.00	14,755.56	1.660536	1,738,569.08	1,739,130.43	.00	14,755.56	1.660536
11348	MUFGBK CP 11-29-19	62479MYV9	134001	3000	4,249,675.76	4,255,434.78	.00	37,845.00	1.742358	4,249,675.76	4,255,434.78	.00	37,845.00	1.742358
11355	ICEPP CP 12-13-19	45856XZD2	134001	3000	1,885,889.21	1,888,858.70	.00	16,701.71	1.732724	1,885,889.21	1,888,858.70	.00	16,701.71	1.732724
11356	ISFLLC CP 11-04-19	45779QY42	134001	3000	163,019.70	163,043.48	.00	1,458.33	1.750251	163,019.70	163,043.48	.00	1,458.33	1.750251
11357	BUNGPP CP 11-04-19	12056UY47	134001	3000	326,035.33	326,086.96	.00	3,166.67	1.900303	326,035.33	326,086.96	.00	3,166.67	1.900303
11358	COLFDG CP 0 11-22-19	19767DYN8	134001	3000	2,964,396.71	2,967,391.30	.00	26,238.33	1.731747	2,964,396.71	2,967,391.30	.00	26,238.33	1.731747
11361	CSLBHO CP 12-02-19	12655NZ21	134001	3000	410,208.07	410,869.57	.00	4,347.00	2.073338	410,208.07	410,869.57	.00	4,347.00	2.073338
11363	BUNGPP CP 11-05-19	12056UY54	134001	3000	108,689.92	108,695.65	.00	1,055.56	1.900108	108,689.92	108,695.65	.00	1,055.56	1.900108
11364	BUNGPP CP 11-05-19	12056UY54	134001	3000	163,034.87	163,043.48	.00	1,583.33	1.900096	163,034.87	163,043.48	.00	1,583.33	1.900096
11366	BUNGPP CP 11-29-19	12056UYV7	134001	3000	1,302,565.22	1,304,347.83	.00	13,666.67	2.052806	1,302,565.22	1,304,347.83	.00	13,666.67	2.052806
11369	MCFUND CP 12-06-19	62455BZ65	134001	3000	5,210,481.25	5,217,391.30	.00	47,200.00	1.772347	5,210,481.25	5,217,391.30	.00	47,200.00	1.772347
11371	MCFUND CP 11-22-19	62455BYN9	134001	3000	1,846,386.32	1,847,826.09	.00	15,583.33	1.651286	1,846,386.32	1,847,826.09	.00	15,583.33	1.651286
11372	COLFDG 0 11-25-19	19767DYR9	134001	3000	4,343,719.81	4,347,826.09	.00	37,777.78	1.701607	4,343,719.81	4,347,826.09	.00	37,777.78	1.701607
11395	CMSERA CP 11-08-19	2063C1Y87	134001	3000	81,518.16	81,521.74	.00	658.33	1.580061	81,518.16	81,521.74	.00	658.33	1.580061
11396	EBURY CP 11-12-19	27873KYC0	134001	3000	543,358.24	543,478.26	.00	4,416.67	1.590352	543,358.24	543,478.26	.00	4,416.67	1.590352
11397	EBURY CP 11-13-19	27873KYD8	134001	3000	717,201.20	717,391.30	.00	5,830.00	1.590421	717,201.20	717,391.30	.00	5,830.00	1.590421
11398	ISFLLC CP 11-08-19	45779QY83	134001	3000	135,862.96	135,869.57	.00	1,215.28	1.750088	135,862.96	135,869.57	.00	1,215.28	1.750088
11399	ANGLES CP 11-08-19	0347M3Y81	134001	3000	271,727.05	271,739.13	.00	2,222.22	1.600070	271,727.05	271,739.13	.00	2,222.22	1.600070
11400	ANGLES CP 11-08-19	0347M3Y81	134001	3000	54,345.41	54,347.83	.00	444.44	1.600055	54,345.41	54,347.83	.00	444.44	1.600055
11401	MCFUND 0 11-15-19	62455BYF6	134001	3000	2,173,111.11	2,173,913.04	.00	18,444.44	1.660612	2,173,111.11	2,173,913.04	.00	18,444.44	1.660612
11402	MCFUND 0 11-15-19	62455BYF6	134001	3000	1,303,866.67	1,304,347.83	.00	11,066.67	1.660613	1,303,866.67	1,304,347.83	.00	11,066.67	1.660613
11421	INTFND CP 11-29-19	4611K1YV1	134001	3000	1,368,207.07	1,369,565.22	.00	11,900.00	1.701688	1,368,207.07	1,369,565.22	.00	11,900.00	1.701688
11422	ANGLES CP 11-14-19	0347M3YE8	134001	3000	782,397.39	782,608.70	.00	6,480.00	1.620438	782,397.39	782,608.70	.00	6,480.00	1.620438
11423	EBURY CP 11-15-19	27873KYF3	134001	3000	1,369,136.47	1,369,565.22	.00	11,270.00	1.610504	1,369,136.47	1,369,565.22	.00	11,270.00	1.610504
11425	EBURY CP 11-13-19	27873KYD8	134001	3000	122,277.21	122,282.61	.00	994.00	1.590470	122,277.21	122,282.61	.00	994.00	1.590470

STATE OF ARKANSAS
OFFICE OF THE TREASURER
AVERAGE DAILY BALANCE REPORT
7/01/19 THROUGH 12/31/19
SORT KEYS: GPIC
FUNDS: *****

INVEST NO.	DESCRIPTION	CUSIP	FUND	ICCS#	PERIOD TO DATE					YEAR TO DATE				
					AVERAGE DAILY BALANCE-BOOK	AVERAGE DAILY BALANCE-PAR	ACCRUAL	AMORTIZATION	YIELD	AVERAGE DAILY BALANCE-BOOK	AVERAGE DAILY BALANCE-PAR	ACCRUAL	AMORTIZATION	YIELD
11477	ANGLES CP 11-22-19	0347M3YN8	134001	3000	400,921.48	401,086.96	.00	3,383.00	1.650925	400,921.48	401,086.96	.00	3,383.00	1.650925
11478	SOCGEN CP 11-29-19	83369CYV0	134001	3000	2,606,852.17	2,608,695.65	.00	21,200.00	1.591124	2,606,852.17	2,608,695.65	.00	21,200.00	1.591124
11479	ISFLLC CP 11-20-19	45779QYL4	134001	3000	1,140,920.41	1,141,304.35	.00	10,092.00	1.730639	1,140,920.41	1,141,304.35	.00	10,092.00	1.730639
11480	ISFLLC CP 11-15-19	45779QYF7	134001	3000	135,863.07	135,869.57	.00	1,194.44	1.720076	135,863.07	135,869.57	.00	1,194.44	1.720076
11481	ANGLES CP 0 11-22-19	0347M3YN8	134001	3000	1,216,947.63	1,217,391.30	.00	10,204.44	1.640597	1,216,947.63	1,217,391.30	.00	10,204.44	1.640597
11482	ANGLES CP 0 11-26-19	0347M3YS7	134001	3000	2,607,252.17	2,608,695.65	.00	22,133.33	1.660919	2,607,252.17	2,608,695.65	.00	22,133.33	1.660919
11512	CMSERA CP 0 11-25-19	2063CLYR5	134001	3000	2,172,946.86	2,173,913.04	.00	17,777.78	1.600712	2,172,946.86	2,173,913.04	.00	17,777.78	1.600712
11513	BCIMIA CP 0 12-13-19	05990DZD7	134001	3000	6,080,626.09	6,086,956.52	.00	56,622.22	1.821895	6,080,626.09	6,086,956.52	.00	56,622.22	1.821895
11514	MCFUND 0 11-22-19	62455BYN9	134001	3000	1,521,250.91	1,521,739.13	.00	12,833.33	1.650529	1,521,250.91	1,521,739.13	.00	12,833.33	1.650529
11516	ANGLES CP 0 11-26-19	0347M3YS7	134001	3000	738,864.35	739,130.43	.00	6,120.00	1.620583	738,864.35	739,130.43	.00	6,120.00	1.620583
11517	CMSERA CP 12-06-19	2063CLZ60	134001	3000	1,955,221.92	1,956,521.74	.00	17,500.00	1.751163	1,955,221.92	1,956,521.74	.00	17,500.00	1.751163
11518	COLFDG CP 0 11-26-19	19767DYS7	134001	3000	999,633.33	1,000,000.00	.00	8,433.33	1.650605	999,633.33	1,000,000.00	.00	8,433.33	1.650605
11519	MCFUND CP 12-06-19	62455BZ65	134001	3000	3,421,651.36	3,423,913.04	.00	30,450.00	1.741150	3,421,651.36	3,423,913.04	.00	30,450.00	1.741150
11526	CMSERA CP 12-06-19	2063CLZ60	134001	3000	738,671.80	739,130.43	.00	6,611.11	1.751086	738,671.80	739,130.43	.00	6,611.11	1.751086
11527	CMSERA CP 12-06-19	2063CLZ60	134001	3000	2,123,681.42	2,125,000.00	.00	19,006.94	1.751086	2,123,681.42	2,125,000.00	.00	19,006.94	1.751086
11528	ANGLES CP 0 11-22-19	0347M3YN8	134001	3000	570,575.61	570,652.17	.00	4,695.83	1.610215	570,575.61	570,652.17	.00	4,695.83	1.610215
11529	BCIMIA 0 12-26-19	05990DZS4	134001	3000	3,799,161.53	3,804,347.83	.00	34,611.11	1.782430	3,799,161.53	3,804,347.83	.00	34,611.11	1.782430
11530	COLFDG CP 0 12-03-19	19767DZ31	134001	3000	2,118,518.12	2,119,565.22	.00	18,416.67	1.700841	2,118,518.12	2,119,565.22	.00	18,416.67	1.700841
11531	CMSERA CP 0 11-27-19	2063CLYT1	134001	3000	1,140,949.28	1,141,304.35	.00	9,333.33	1.600497	1,140,949.28	1,141,304.35	.00	9,333.33	1.600497
11532	EBURY 0 12-20-19	27873KZL9	134001	3000	7,871,967.47	7,880,434.78	.00	70,486.11	1.751882	7,871,967.47	7,880,434.78	.00	70,486.11	1.751882
11533	EBURY 0 12-20-19	27873KZL9	134001	3000	7,871,967.47	7,880,434.78	.00	70,486.11	1.751882	7,871,967.47	7,880,434.78	.00	70,486.11	1.751882
11534	EBURY 0 12-20-19	27873KZL9	134001	3000	4,723,180.48	4,728,260.87	.00	42,291.67	1.751882	4,723,180.48	4,728,260.87	.00	42,291.67	1.751882
11545	CMSERA CP 12-13-19	2063CLZD5	134001	3000	1,194,759.69	1,195,652.17	.00	10,205.56	1.671248	1,194,759.69	1,195,652.17	.00	10,205.56	1.671248
11546	ANGLES CP 12-10-19	0347M3ZA5	134001	3000	1,238,364.46	1,239,130.43	.00	10,260.00	1.621002	1,238,364.46	1,239,130.43	.00	10,260.00	1.621002
11547	HALFIN 0 12-20-19	40588MZL4	134001	3000	7,871,967.47	7,880,434.78	.00	70,486.11	1.751882	7,871,967.47	7,880,434.78	.00	70,486.11	1.751882
11548	HALFIN 0 12-20-19	40588MZL4	134001	3000	5,510,377.23	5,516,304.35	.00	49,340.28	1.751882	5,510,377.23	5,516,304.35	.00	49,340.28	1.751882
11551	SOCGEN CP 11-29-19	83369CYV0	134001	3000	3,995,796.11	4,000,000.00	.00	33,631.11	1.646731	3,995,796.11	4,000,000.00	.00	33,631.11	1.646731
11564	CMSERA CP 12-10-19	2063CLZA1	134001	3000	205,308.67	205,434.78	.00	1,785.00	1.701044	205,308.67	205,434.78	.00	1,785.00	1.701044
11565	ROMUPP 0 12-06-19	77619FZ67	134001	3000	836,501.41	836,956.52	.00	8,256.11	1.931050	836,501.41	836,956.52	.00	8,256.11	1.931050
11566	MCFUND CP 0 12-10-19	62455BZA6	134001	3000	2,933,023.37	2,934,782.61	.00	24,900.00	1.660996	2,933,023.37	2,934,782.61	.00	24,900.00	1.660996
11567	NATXNY CP 11-26-19	63873KYS0	134001	3000	869,417.39	869,565.22	.00	6,800.00	1.530260	869,417.39	869,565.22	.00	6,800.00	1.530260
11568	COLFDG CP 0 12-06-19	19767DZ64	134001	3000	3,802,525.66	3,804,347.83	.00	33,055.56	1.700815	3,802,525.66	3,804,347.83	.00	33,055.56	1.700815
11569	HALFIN 0 12-06-19	40588MZ67	134001	3000	3,802,600.69	3,804,347.83	.00	31,694.45	1.630749	3,802,600.69	3,804,347.83	.00	31,694.45	1.630749
11570	HALFIN 0 12-06-19	40588MZ67	134001	3000	532,364.10	532,608.70	.00	4,437.22	1.630748	532,364.10	532,608.70	.00	4,437.22	1.630748
11571	ANGLES CP 11-26-19	0347M3YS7	134001	3000	1,086,760.87	1,086,956.52	.00	9,000.00	1.620292	1,086,760.87	1,086,956.52	.00	9,000.00	1.620292
11572	ANGLES CP 11-26-19	0347M3YS7	134001	3000	652,056.52	652,173.91	.00	5,400.00	1.620292	652,056.52	652,173.91	.00	5,400.00	1.620292
11573	EBURY CP 11-26-19	27873KYS5	134001	3000	108,690.91	108,695.65	.00	872.22	1.570064	108,690.91	108,695.65	.00	872.22	1.570064
11574	ISFLLC CP 11-26-19	45779QYS9	134001	3000	135,863.07	135,869.57	.00	1,194.44	1.720076	135,863.07	135,869.57	.00	1,194.44	1.720076
11575	MCFUND 0 12-13-19	62455BZD0	134001	3000	2,444,110.96	2,445,652.17	.00	20,750.00	1.661047	2,444,110.96	2,445,652.17	.00	20,750.00	1.661047
11576	ISFLLC CP 12-02-19	45779QZ25	134001	3000	950,767.02	951,086.96	.00	8,409.72	1.730582	950,767.02	951,086.96	.00	8,409.72	1.730582
11577	ROMUPP 0 12-06-19	77619FZ67	134001	3000	6,334,331.32	6,336,956.52	.00	62,510.60	1.930801	6,334,331.32	6,336,956.52	.00	62,510.60	1.930801
11578	ICEPP CP 12-27-19	45856XZT7	134001	3000	1,682,625.33	1,684,782.61	.00	14,897.22	1.732218	1,682,625.33	1,684,782.61	.00	14,897.22	1.732218

STATE OF ARKANSAS
OFFICE OF THE TREASURER
AVERAGE DAILY BALANCE REPORT
7/01/19 THROUGH 12/31/19
SORT KEYS: GPIC
FUNDS: *****

INVEST NO.	DESCRIPTION	CUSIP	FUND	ICCS#	PERIOD TO DATE					YEAR TO DATE				
					AVERAGE DAILY BALANCE-BOOK	AVERAGE DAILY BALANCE-PAR	ACCRUAL	AMORTIZATION	YIELD	AVERAGE DAILY BALANCE-BOOK	AVERAGE DAILY BALANCE-PAR	ACCRUAL	AMORTIZATION	YIELD
11579	CEDRSP CP 12-02-19	15060YZ29	134001	3000	325,998.91	326,086.96	.00	2,700.00	1.620438	325,998.91	326,086.96	.00	2,700.00	1.620438
11580	ANGLES CP 11-27-19	0347M3YT5	134001	3000	135,863.60	135,869.57	.00	1,097.22	1.580066	135,863.60	135,869.57	.00	1,097.22	1.580066
11581	ROMUPP 0 12-06-19	77619FZ67	134001	3000	1,575,504.68	1,576,086.96	.00	15,305.56	1.900703	1,575,504.68	1,576,086.96	.00	15,305.56	1.900703
11582	ANGLES CP 11-27-19	0347M3YT5	134001	3000	271,727.20	271,739.13	.00	2,194.44	1.580066	271,727.20	271,739.13	.00	2,194.44	1.580066
11583	MCFUND 0 12-10-19	62455BZA6	134001	3000	1,694,876.30	1,695,652.17	.00	14,386.67	1.660760	1,694,876.30	1,695,652.17	.00	14,386.67	1.660760
11584	ISFLLC 0 12-04-19	45779QZ41	134001	3000	1,141,045.79	1,141,304.35	.00	10,091.70	1.730398	1,141,045.79	1,141,304.35	.00	10,091.70	1.730398
11585	ANGLES CP 0 12-27-19	0347M3ZT4	134001	3000	5,699,407.61	5,706,521.74	.00	49,583.33	1.702122	5,699,407.61	5,706,521.74	.00	49,583.33	1.702122
11601	ICEFP CP 12-31-19	45856XZ8	134001	3000	3,383,864.58	3,388,586.96	.00	29,962.64	1.732414	3,383,864.58	3,388,586.96	.00	29,962.64	1.732414
11602	COLFDG CP 0 12-19-19	19767DZK3	134001	3000	4,615,878.55	4,619,565.22	.00	39,902.78	1.691350	4,615,878.55	4,619,565.22	.00	39,902.78	1.691350
11603	ISFLLC CP 0 12-03-19	45779QZ33	134001	3000	271,726.15	271,739.13	.00	2,388.89	1.720083	271,726.15	271,739.13	.00	2,388.89	1.720083
11604	ISFLLC CP 0 12-09-19	45779QZ90	134001	3000	1,901,534.04	1,902,173.91	.00	16,819.44	1.730582	1,901,534.04	1,902,173.91	.00	16,819.44	1.730582
11605	ROMUPP CP 12-20-19	77619FZL4	134001	3000	1,199,997.97	1,201,086.96	.00	11,786.67	1.921743	1,199,997.97	1,201,086.96	.00	11,786.67	1.921743
11606	ISFLLC 0 12-04-19	45779QZ41	134001	3000	271,726.15	271,739.13	.00	2,389.00	1.720162	271,726.15	271,739.13	.00	2,389.00	1.720162
11607	MUFGBK 0 12-30-19	62479MZW6	134001	3000	3,105,058.48	3,108,695.65	.00	25,740.00	1.621898	3,105,058.48	3,108,695.65	.00	25,740.00	1.621898
11608	ISFLLC 0 12-11-19	45779QZB5	134001	3000	1,140,922.65	1,141,304.35	.00	10,033.20	1.720553	1,140,922.65	1,141,304.35	.00	10,033.20	1.720553
11609	EBURY 0 12-23-19	27873KZP0	134001	3000	4,952,336.23	4,956,521.74	.00	40,533.33	1.601352	4,952,336.23	4,956,521.74	.00	40,533.33	1.601352
11610	ISFLLC 0 12-05-19	45779QZ58	134001	3000	271,726.15	271,739.13	.00	2,389.00	1.720162	271,726.15	271,739.13	.00	2,389.00	1.720162
11620	COLFDG CP 12-13-19	19767DZD9	134001	3000	199,926.67	200,000.00	.00	1,686.67	1.650608	199,926.67	200,000.00	.00	1,686.67	1.650608
11632	ANGLES CP 0 12-20-19	0347M3ZL1	134001	3000	2,036,625.34	2,038,043.48	.00	17,395.83	1.671163	2,036,625.34	2,038,043.48	.00	17,395.83	1.671163
11633	ISFLLC 0 12-06-19	45779QZ66	134001	3000	271,726.15	271,739.13	.00	2,389.00	1.720162	271,726.15	271,739.13	.00	2,389.00	1.720162
11634	COLFDG CP 12-11-19	19767DZB3	134001	3000	312,428.39	312,500.00	.00	2,635.42	1.650380	312,428.39	312,500.00	.00	2,635.42	1.650380
11635	NSCCPP CP 0 12-23-19	63763QZP5	134001	3000	3,785,074.07	3,788,043.48	.00	32,139.44	1.661302	3,785,074.07	3,788,043.48	.00	32,139.44	1.661302
11636	ISFLLC 0 12-09-19	45779QZ90	134001	3000	815,100.55	815,217.39	.00	7,166.50	1.720207	815,100.55	815,217.39	.00	7,166.50	1.720207
11637	ROMUPP 0 12-23-19	77619FZP5	134001	3000	4,615,355.00	4,619,565.22	.00	45,569.44	1.931760	4,615,355.00	4,619,565.22	.00	45,569.44	1.931760
11638	ROMUPP 0 12-23-19	77619FZP5	134001	3000	4,615,355.00	4,619,565.22	.00	45,569.44	1.931760	4,615,355.00	4,619,565.22	.00	45,569.44	1.931760
11639	ROMUPP 0 12-23-19	77619FZP5	134001	3000	4,615,355.00	4,619,565.22	.00	45,569.44	1.931760	4,615,355.00	4,619,565.22	.00	45,569.44	1.931760
11640	ROMUPP 0 12-23-19	77619FZP5	134001	3000	1,846,142.00	1,847,826.09	.00	18,227.78	1.931761	1,846,142.00	1,847,826.09	.00	18,227.78	1.931761
11645	ISFLLC CP 0 12-16-19	45779QZG4	134001	3000	1,901,537.74	1,902,173.91	.00	16,722.22	1.720575	1,901,537.74	1,902,173.91	.00	16,722.22	1.720575
11646	ISFLLC CP 0 12-10-19	45779QZ7	134001	3000	271,726.15	271,739.13	.00	2,388.89	1.720083	271,726.15	271,739.13	.00	2,388.89	1.720083
11658	ISFLLC 0 12-16-19	45779QZG4	134001	3000	766,194.51	766,304.35	.00	6,736.67	1.720247	766,194.51	766,304.35	.00	6,736.67	1.720247
11659	COLFDG CP 12-18-19	19767DZJ6	134001	3000	1,018,788.21	1,019,021.74	.00	8,593.75	1.650378	1,018,788.21	1,019,021.74	.00	8,593.75	1.650378
11660	COLFDG CP 12-17-19	19767DZH0	134001	3000	532,439.89	532,608.70	.00	4,437.22	1.630516	532,439.89	532,608.70	.00	4,437.22	1.630516
11661	ISFLLC CP 12-17-19	45779QZH2	134001	3000	662,873.48	663,097.83	.00	5,897.15	1.740589	662,873.48	663,097.83	.00	5,897.15	1.740589
11662	CEDRSP CP 0 12-19-19	15060YZK9	134001	3000	1,124,521.88	1,125,000.00	.00	9,775.00	1.700723	1,124,521.88	1,125,000.00	.00	9,775.00	1.700723
11663	ISFLLC 0 12-11-19	45779QZB5	134001	3000	271,726.15	271,739.13	.00	2,389.00	1.720162	271,726.15	271,739.13	.00	2,389.00	1.720162
11664	BUNGPP CP 12-18-19	12056UZJ3	134001	3000	950,730.03	951,086.96	.00	9,381.94	1.930724	950,730.03	951,086.96	.00	9,381.94	1.930724
11665	ISFLLC 0 12-18-19	45779QZJ8	134001	3000	1,331,076.43	1,331,521.74	.00	11,705.40	1.720553	1,331,076.43	1,331,521.74	.00	11,705.40	1.720553
11666	BUNGPP CP 12-18-19	12056UZJ3	134001	3000	1,901,460.07	1,902,173.91	.00	18,763.89	1.930725	1,901,460.07	1,902,173.91	.00	18,763.89	1.930725
11667	BCIMIA 0 12-18-19	05990DZJ4	134001	3000	814,983.70	815,217.39	.00	7,166.67	1.720494	814,983.70	815,217.39	.00	7,166.67	1.720494
11668	ISFLLC CP 12-18-19	45779QZJ8	134001	3000	937,228.13	937,500.00	.00	8,337.50	1.740505	937,228.13	937,500.00	.00	8,337.50	1.740505
11669	ANGLES CP 0 12-27-19	0347M3ZT4	134001	3000	4,073,301.63	4,076,086.96	.00	34,166.67	1.641122	4,073,301.63	4,076,086.96	.00	34,166.67	1.641122
11670	BUNGPP 0 12-13-19	12056UZD6	134001	3000	271,724.79	271,739.13	.00	2,638.89	1.900101	271,724.79	271,739.13	.00	2,638.89	1.900101

STATE OF ARKANSAS
OFFICE OF THE TREASURER
AVERAGE DAILY BALANCE REPORT
7/01/19 THROUGH 12/31/19
SORT KEYS: GPIC
FUNDS: *****

INVEST NO.	DESCRIPTION	CUSIP	FUND	ICCS#	PERIOD TO DATE					YEAR TO DATE				
					AVERAGE DAILY BALANCE-BOOK	AVERAGE DAILY BALANCE-PAR	ACCRUAL	AMORTIZATION	YIELD	AVERAGE DAILY BALANCE-BOOK	AVERAGE DAILY BALANCE-PAR	ACCRUAL	AMORTIZATION	YIELD
11681	ICEPP CP 12-23-19	45856XZP5	134001	3000	760,615.10	760,869.57	.00	6,688.89	1.720576	760,615.10	760,869.57	.00	6,688.89	1.720576
11682	ISFLLC CP 0 12-23-19	45779QZP4	134001	3000	950,768.87	951,086.96	.00	8,361.11	1.720575	950,768.87	951,086.96	.00	8,361.11	1.720575
11683	ISFLLC CP 0 12-17-19	45779QZH2	134001	3000	271,726.15	271,739.13	.00	2,388.89	1.720083	271,726.15	271,739.13	.00	2,388.89	1.720083
11684	HALFIN 0 12-23-19	40588MZP5	134001	3000	3,042,525.48	3,043,478.26	.00	25,044.44	1.610504	3,042,525.48	3,043,478.26	.00	25,044.44	1.610504
11690	BUNGPP 0 12-18-19	12056UZJ3	134001	3000	163,035.33	163,043.48	.00	1,500.00	1.800090	163,035.33	163,043.48	.00	1,500.00	1.800090
11691	BCIMIA 0 03-20-20	05990CCL6	134001	3000	2,756,613.13	2,771,739.13	.00	29,608.33	2.101468	2,756,613.13	2,771,739.13	.00	29,608.33	2.101468
11692	ISFLLC CP 0 12-18-19	45779QZJ8	134001	3000	271,726.15	271,739.13	.00	2,388.89	1.720083	271,726.15	271,739.13	.00	2,388.89	1.720083
11693	GRTERG CP 0 02-27-20	39021UBT2	134001	3000	2,652,381.69	2,663,043.48	.00	27,630.56	2.038160	2,652,381.69	2,663,043.48	.00	27,630.56	2.038160
11698	ICEPP CP 12-23-19	45856XZP5	134001	3000	230,923.08	230,978.26	.00	2,030.56	1.720415	230,923.08	230,978.26	.00	2,030.56	1.720415
11699	BUNGPP 0 12-26-19	12056UZS3	134001	3000	434,603.86	434,782.61	.00	4,111.11	1.850760	434,603.86	434,782.61	.00	4,111.11	1.850760
11700	BUNGPP 0 12-19-19	12056UZK0	134001	3000	108,690.22	108,695.65	.00	1,000.00	1.800090	108,690.22	108,695.65	.00	1,000.00	1.800090
11701	ISFLLC CP 12-19-19	45779QZK5	134001	3000	135,863.07	135,869.57	.00	1,194.44	1.720076	135,863.07	135,869.57	.00	1,194.44	1.720076
11702	ANGLES CP 0 01-03-20	0347M2A30	134001	3000	3,801,118.36	3,804,347.83	.00	37,138.89	1.911623	3,801,118.36	3,804,347.83	.00	37,138.89	1.911623
11703	MATFIN 0 01-31-20	57666AAX0	134001	3000	3,795,048.31	3,804,347.83	.00	38,888.89	2.004901	3,795,048.31	3,804,347.83	.00	38,888.89	2.004901
11704	MATFIN 0 01-31-20	57666AAX0	134001	3000	1,518,019.32	1,521,739.13	.00	15,555.56	2.004901	1,518,019.32	1,521,739.13	.00	15,555.56	2.004901
11705	BUNGPP 0 12-26-19	12056UZS3	134001	3000	2,173,019.32	2,173,913.04	.00	20,555.56	1.850761	2,173,019.32	2,173,913.04	.00	20,555.56	1.850761
11706	BUNGPP 0 12-26-19	12056UZS3	134001	3000	1,738,415.46	1,739,130.43	.00	16,444.44	1.850760	1,738,415.46	1,739,130.43	.00	16,444.44	1.850760
11719	CSLBHO 0 01-28-20	12655MAU8	134001	3000	331,283.02	332,065.22	.00	3,598.11	2.125005	331,283.02	332,065.22	.00	3,598.11	2.125005
11720	BUNGPP 0 12-20-19	12056UZL8	134001	3000	108,690.22	108,695.65	.00	1,000.00	1.800090	108,690.22	108,695.65	.00	1,000.00	1.800090
11721	BUNGPP 0 12-20-19	12056UZL8	134001	3000	108,690.22	108,695.65	.00	1,000.00	1.800090	108,690.22	108,695.65	.00	1,000.00	1.800090
11722	CMSERA CP 0 01-03-20	2063C0A36	134001	3000	3,529,620.70	3,532,608.70	.00	36,652.78	2.031719	3,529,620.70	3,532,608.70	.00	36,652.78	2.031719
11723	COLFDG CP 0 01-03-20	19767CA30	134001	3000	3,529,591.26	3,532,608.70	.00	37,013.89	2.051753	3,529,591.26	3,532,608.70	.00	37,013.89	2.051753
11724	COLFDG CP 0 01-03-20	19767CA30	134001	3000	352,959.13	353,260.87	.00	3,701.39	2.051753	352,959.13	353,260.87	.00	3,701.39	2.051753
11725	CEDRSP 0 01-03-20	15060XA36	134001	3000	3,258,269.93	3,260,869.57	.00	34,166.67	2.051636	3,258,269.93	3,260,869.57	.00	34,166.67	2.051636
11726	CEDRSP 0 01-03-20	15060XA36	134001	3000	3,258,269.93	3,260,869.57	.00	34,166.67	2.051636	3,258,269.93	3,260,869.57	.00	34,166.67	2.051636
11727	VICTOR CP 0 01-03-20	92646KA36	134001	3000	3,258,295.29	3,260,869.57	.00	33,833.33	2.031604	3,258,295.29	3,260,869.57	.00	33,833.33	2.031604
11728	VICTOR CP 0 01-03-20	92646KA36	134001	3000	3,258,295.29	3,260,869.57	.00	33,833.33	2.031604	3,258,295.29	3,260,869.57	.00	33,833.33	2.031604
11729	INTFND 0 01-24-20	4611K0AQ0	134001	3000	1,301,596.01	1,304,347.83	.00	14,466.67	2.174588	1,301,596.01	1,304,347.83	.00	14,466.67	2.174588
11730	BUNGPP 0 12-23-19	12056UZP9	134001	3000	407,547.55	407,608.70	.00	3,750.00	1.800270	407,547.55	407,608.70	.00	3,750.00	1.800270
11731	CMSERA 0 01-24-20	2063C0AQ5	134001	3000	1,952,622.28	1,956,521.74	.00	20,500.00	2.054094	1,952,622.28	1,956,521.74	.00	20,500.00	2.054094
11732	CEDRSP 0 01-10-20	15060XAA0	134001	3000	3,256,970.11	3,260,869.57	.00	34,166.67	2.052455	3,256,970.11	3,260,869.57	.00	34,166.67	2.052455
11733	CEDRSP 0 01-10-20	15060XAA0	134001	3000	1,954,182.07	1,956,521.74	.00	20,500.00	2.052454	1,954,182.07	1,956,521.74	.00	20,500.00	2.052454
11734	ROMUPP 0 02-21-20	77619EBM1	134001	3000	1,949,184.78	1,956,521.74	.00	22,500.00	2.258469	1,949,184.78	1,956,521.74	.00	22,500.00	2.258469
11735	ROMUPP 0 01-30-20	77619EAW0	134001	3000	2,439,972.83	2,445,652.17	.00	27,500.00	2.205121	2,439,972.83	2,445,652.17	.00	27,500.00	2.205121
11736	ROMUPP 0 01-30-20	77619EAW0	134001	3000	1,463,983.70	1,467,391.30	.00	16,500.00	2.205121	1,463,983.70	1,467,391.30	.00	16,500.00	2.205121
11737	CMSERA CP 0 01-24-20	2063C0AQ5	134001	3000	2,441,195.65	2,445,652.17	.00	25,625.00	2.053742	2,441,195.65	2,445,652.17	.00	25,625.00	2.053742
11738	CMSERA CP 0 01-24-20	2063C0AQ5	134001	3000	2,441,195.65	2,445,652.17	.00	25,625.00	2.053742	2,441,195.65	2,445,652.17	.00	25,625.00	2.053742
11739	COLFDG CP 01-17-20	19767CAH9	134001	3000	488,434.10	489,130.43	.00	5,125.00	2.052923	488,434.10	489,130.43	.00	5,125.00	2.052923
11740	CSLBHO 0 01-17-20	12655MAH7	134001	3000	524,740.76	525,521.74	.00	5,748.04	2.143185	524,740.76	525,521.74	.00	5,748.04	2.143185
11741	CSLBHO CP 0 01-10-20	12655MAA2	134001	3000	1,368,113.48	1,369,565.22	.00	14,840.00	2.122250	1,368,113.48	1,369,565.22	.00	14,840.00	2.122250
11742	ANGLES CP 01-03-20	0347M2A30	134001	3000	2,444,082.88	2,445,652.17	.00	26,250.00	2.101348	2,444,082.88	2,445,652.17	.00	26,250.00	2.101348
11761	COLFDG CP 01-14-20	19767CAE6	134001	3000	314,362.70	314,706.52	.00	3,329.60	2.072267	314,362.70	314,706.52	.00	3,329.60	2.072267

STATE OF ARKANSAS
OFFICE OF THE TREASURER
AVERAGE DAILY BALANCE REPORT
7/01/19 THROUGH 12/31/19
SORT KEYS: GPIC
FUNDS: *****

INVEST NO.	DESCRIPTION	CUSIP	FUND	IC#	PERIOD TO DATE					YEAR TO DATE				
					AVERAGE DAILY BALANCE-BOOK	AVERAGE DAILY BALANCE-PAR	ACCRUAL	AMORTIZATION	YIELD	AVERAGE DAILY BALANCE-BOOK	AVERAGE DAILY BALANCE-PAR	ACCRUAL	AMORTIZATION	YIELD
11762	MCFUND CP 0 01-31-20	62455AAX5	134001	3000	1,627,173.91	1,630,434.78	.00	16,666.67	2.004008	1,627,173.91	1,630,434.78	.00	16,666.67	2.004008
11763	MCFUND CP 0 01-31-20	62455AAX5	134001	3000	325,434.78	326,086.96	.00	3,333.33	2.004006	325,434.78	326,086.96	.00	3,333.33	2.004006
11764	MATFIN 0 01-30-20	57666AAW2	134001	3000	1,627,264.49	1,630,434.78	.00	16,666.67	2.003897	1,627,264.49	1,630,434.78	.00	16,666.67	2.003897
11765	MATFIN 0 01-30-20	57666AAW2	134001	3000	325,452.90	326,086.96	.00	3,333.33	2.003894	325,452.90	326,086.96	.00	3,333.33	2.003894
11766	GE CP 02-06-20	36960LB61	134001	3000	43,346.67	43,451.09	.00	468.60	2.115101	43,346.67	43,451.09	.00	468.60	2.115101
11767	CMSERA CP 01-27-20	2063COAT9	134001	3000	162,762.68	163,043.48	.00	1,666.67	2.003454	162,762.68	163,043.48	.00	1,666.67	2.003454
11768	ISFLLC CP 01-10-20	45779PAA6	134001	3000	543,072.46	543,478.26	.00	5,333.33	1.921433	543,072.46	543,478.26	.00	5,333.33	1.921433
11769	BUNGPP 0 12-30-19	12056UZW4	134001	3000	326,036.68	326,086.96	.00	3,083.33	1.850283	326,036.68	326,086.96	.00	3,083.33	1.850283
11771	BCIMIA 0 01-31-20	05990CAX2	134001	3000	813,703.58	815,217.39	.00	7,958.33	1.913553	813,703.58	815,217.39	.00	7,958.33	1.913553
11772	ANGLES CP 0 01-17-20	0347M2AH9	134001	3000	1,357,150.14	1,358,695.65	.00	13,541.67	1.952221	1,357,150.14	1,358,695.65	.00	13,541.67	1.952221
11773	ISFLLC CP 01-06-20	45779PA65	134001	3000	325,963.95	326,086.96	.00	3,233.33	1.940730	325,963.95	326,086.96	.00	3,233.33	1.940730
11777	ISFLLC 0 01-02-20	45779PA24	134001	3000	135,856.58	135,869.57	.00	1,194.45	1.720172	135,856.58	135,869.57	.00	1,194.45	1.720172
11778	BCIMIA 0 03-30-20	05990CCW2	134001	3000	1,944,804.35	1,956,521.74	.00	22,000.00	2.213255	1,944,804.35	1,956,521.74	.00	22,000.00	2.213255
SUBTOTAL (ICC Grp) 3 Commercial Paper					1274791407.40	1276776157.61	.00	14,599,832.14	2.240750	1274791407.40	1276776157.61	.00	14,599,832.14	2.240750
11677	Truist Bank	86787EAR8	134001	3120	706,521.74	706,521.74	7,500.00	.00	2.123077	706,521.74	706,521.74	7,500.00	.00	2.123077
SUBTOTAL (ICC Grp) 4 Corporate Bonds					706,521.74	706,521.74	7,500.00	.00	2.123077	706,521.74	706,521.74	7,500.00	.00	2.123077
10676	FHLE	3130AGV51	134001	1508	72,021,701.34	72,010,869.57	767,361.11	-5,687.67	2.115122	72,021,701.34	72,010,869.57	767,361.11	-5,687.67	2.115122
10753	FHLE	3130AGVK8	134001	1508	125,000,000.00	125,000,000.00	1,281,250.00	.00	2.050000	125,000,000.00	125,000,000.00	1,281,250.00	.00	2.050000
10824	FAMCA Float	31422BJX9	134001	1440	72,826,086.96	72,826,086.96	727,507.11	.00	1.954497	72,826,086.96	72,826,086.96	727,507.11	.00	1.954497
10838	FHLEBDN 0 08-22-19	313384KT5	134001	1500	1,630,342.84	1,630,434.78	.00	16,916.67	2.030115	1,630,342.84	1,630,434.78	.00	16,916.67	2.030115
10855	FHLE	3130AGXM2	134001	1508	140,000,000.00	140,000,000.00	1,429,700.00	.00	2.042429	140,000,000.00	140,000,000.00	1,429,700.00	.00	2.042429
10881	FAMCA Float	31422BKL3	134001	1440	26,086,956.52	26,086,956.52	261,192.67	.00	1.958945	26,086,956.52	26,086,956.52	261,192.67	.00	1.958945
11023	FHLEBDN 0 09-30-19	313384MJ5	134001	1500	4,373,443.25	4,375,000.00	.00	40,920.33	1.830629	4,373,443.25	4,375,000.00	.00	40,920.33	1.830629
11247	FFCB	3133EKZ25	134001	1458	52,989,130.43	52,989,130.43	612,222.22	.00	2.310746	52,989,130.43	52,989,130.43	612,222.22	.00	2.310746
11248	FNMA	3135GOW66	134001	1608	2,034,310.26	2,038,043.48	16,475.69	381.78	1.657316	2,034,310.26	2,038,043.48	16,475.69	381.78	1.657316
11249	FNMA	3135GOW66	134001	1608	8,137,216.92	8,152,173.91	65,902.78	1,529.61	1.657382	8,137,216.92	8,152,173.91	65,902.78	1,529.61	1.657382
11261	FHLEBDN 0 10-23-19	313384NH8	134001	1500	679,313.86	679,347.83	.00	6,250.00	1.800090	679,313.86	679,347.83	.00	6,250.00	1.800090
11270	FNMA	3135GOW66	134001	1608	9,367,218.35	9,375,000.00	75,607.64	797.03	1.631320	9,367,218.35	9,375,000.00	75,607.64	797.03	1.631320
11271	FHLEBDN 0 10-24-19	313384NJ4	134001	1500	652,141.67	652,173.91	.00	5,933.33	1.780087	652,141.67	652,173.91	.00	5,933.33	1.780087
11272	FHLEBDN 0 10-25-19	313384NK1	134001	1500	624,970.31	625,000.00	.00	5,462.50	1.710081	624,970.31	625,000.00	.00	5,462.50	1.710081
11324	FHLE	3130ACF66	134001	1508	15,981,839.38	15,978,260.87	171,402.78	-626.24	2.137132	15,981,839.38	15,978,260.87	171,402.78	-626.24	2.137132
11325	FFCB	3133EK4W3	134001	1458	5,044,311.48	5,054,347.83	60,000.00	783.82	2.409995	5,044,311.48	5,054,347.83	60,000.00	783.82	2.409995
11387	FFCB	3133EK5C6	134001	1458	17,299,083.72	17,336,956.52	202,904.17	3,201.64	2.382852	17,299,083.72	17,336,956.52	202,904.17	3,201.64	2.382852
11410	FHLE	3130AHJL8	134001	1508	13,586,956.52	13,586,956.52	153,125.00	.00	2.254000	13,586,956.52	13,586,956.52	153,125.00	.00	2.254000
11411	FHLMC	3134GUPW4	134001	1558	20,380,434.78	20,380,434.78	204,166.67	.00	2.003556	20,380,434.78	20,380,434.78	204,166.67	.00	2.003556
11412	FHLMC	3134GUQAL	134001	1558	20,380,434.78	20,380,434.78	216,927.08	.00	2.128778	20,380,434.78	20,380,434.78	216,927.08	.00	2.128778
11540	FHLEBDN 0 11-22-19	313384PP8	134001	1500	1,222,776.81	1,222,826.09	.00	9,067.50	1.450858	1,222,776.81	1,222,826.09	.00	9,067.50	1.450858
11549	FHLEBDN 0 11-25-19	313384PS2	134001	1500	815,118.91	815,217.39	.00	6,040.00	1.449775	815,118.91	815,217.39	.00	6,040.00	1.449775

STATE OF ARKANSAS
OFFICE OF THE TREASURER
AVERAGE DAILY BALANCE REPORT
7/01/19 THROUGH 12/31/19
SORT KEYS: GPIC
FUNDS: *****

INVEST NO.	DESCRIPTION	CUSIP	FUND	ICCS#	PERIOD TO DATE					YEAR TO DATE				
					AVERAGE DAILY BALANCE-BOOK	AVERAGE DAILY BALANCE-PAR	ACCRUAL	AMORTIZATION	YIELD	AVERAGE DAILY BALANCE-BOOK	AVERAGE DAILY BALANCE-PAR	ACCRUAL	AMORTIZATION	YIELD
11613	FHLBDN 0 12-6-19	313384QD4	134001	1500	1,086,912.72	1,086,956.52	.00	8,060.00	1.450858	1,086,912.72	1,086,956.52	.00	8,060.00	1.450858
11687	FHLBDN 0 12-18-19	313384QR3	134001	1500	624,974.83	625,000.00	.00	4,631.94	1.450057	624,974.83	625,000.00	.00	4,631.94	1.450057
11694	FHLBDN 0 12-19-19	313384QS1	134001	1500	652,147.64	652,173.91	.00	4,833.33	1.450057	652,147.64	652,173.91	.00	4,833.33	1.450057
11695	FHLBDN 0 12-20-19	313384QT9	134001	1500	543,456.37	543,478.26	.00	4,027.78	1.450059	543,456.37	543,478.26	.00	4,027.78	1.450059
11696	FHLBDN 0 12-20-19	313384QT9	134001	1500	679,320.46	679,347.83	.00	5,034.72	1.450058	679,320.46	679,347.83	.00	5,034.72	1.450058
11779	FHLE	3130AHT78	134001	1508	271,739.13	271,739.13	1,475.69	.00	1.086108	271,739.13	271,739.13	1,475.69	.00	1.086108
SUBTOTAL (ICC Grp) 5 Agencies					614,992,340.26	615,054,347.83	6,247,220.61	117,558.07	2.062054	614,992,340.26	615,054,347.83	6,247,220.61	117,558.07	2.062054
10929	CMB 0 09-16-19	912796XK0	134001	1300	8,798,404.89	8,804,347.83	.00	91,125.00	2.026368	8,798,404.89	8,804,347.83	.00	91,125.00	2.026368
10930	B 0 09-24-19	912796VW6	134001	1300	8,685,845.41	8,695,652.17	.00	90,222.22	2.032292	8,685,845.41	8,695,652.17	.00	90,222.22	2.032292
SUBTOTAL (ICC Grp) 6 Treasuries					17,484,250.30	17,500,000.00	.00	181,347.22	2.029311	17,484,250.30	17,500,000.00	.00	181,347.22	2.029311
2412	MUNI-S.Carolina	83712TDA6	134050	2310	266,965.45	267,826.09	3,933.33	20.23	2.961851	266,965.45	267,826.09	3,933.33	20.23	2.961851
11391	Univ of Arkansas Housing	9140724V2	134001	2320	1,957,826.09	1,957,826.09	25,167.64	.00	2.570978	1,957,826.09	1,957,826.09	25,167.64	.00	2.570978
11392	Univ of Arkansas Housing	9140725P4	134001	2320	635,054.35	635,054.35	8,476.07	.00	2.669400	635,054.35	635,054.35	8,476.07	.00	2.669400
11647	Arkansas State Univ Mtn Home	0411867V3	134001	2320	194,782.61	194,782.61	2,543.15	.00	2.611270	194,782.61	194,782.61	2,543.15	.00	2.611270
11648	Arkansas State Univ Jonesboro	0411867N1	134001	2320	62,771.74	62,771.74	821.36	.00	2.616974	62,771.74	62,771.74	821.36	.00	2.616974
SUBTOTAL (ICC Grp) 7 Municipal Bonds					3,117,400.24	3,118,260.87	40,941.55	20.23	2.627945	3,117,400.24	3,118,260.87	40,941.55	20.23	2.627945
5095	10th Series Jubilee 2YR Fixed	46513XL40	134050	3800	20,000,000.00	20,000,000.00	275,243.84	.00	2.730000	20,000,000.00	20,000,000.00	275,243.84	.00	2.730000
8592	11th Series Jubilee 2 YR	46514AB57	134050	3800	30,000,000.00	30,000,000.00	470,334.25	.00	3.110000	30,000,000.00	30,000,000.00	470,334.25	.00	3.110000
SUBTOTAL (ICC Grp) 8 Israel Bonds					50,000,000.00	50,000,000.00	745,578.09	.00	2.958000	50,000,000.00	50,000,000.00	745,578.09	.00	2.958000
3322	GNR 2012-44 A	38378BRT8	134050	6465	825,649.32	825,649.32	8,957.86	.00	2.169895	825,649.32	825,649.32	8,957.86	.00	2.169895
3323	GNR 2012-70 A	38378BUJ6	134050	6465	665,552.98	665,427.87	5,762.36	-264.58	1.652094	665,552.98	665,427.87	5,762.36	-264.58	1.652094
3324	GNR 2013 57 A	38378KGV5	134050	6465	6,620,057.18	6,635,730.49	44,793.24	4,323.14	1.483866	6,620,057.18	6,635,730.49	44,793.24	4,323.14	1.483866
5126	FHR 4764 BT	3137F3PY4	134050	6420	.00	.00	.00	.00	.000000	.00	.00	.00	.00	.000000
5127	FHR 4764 TJ	3137F3V43	134050	6420	.00	.00	.00	.00	.000000	.00	.00	.00	.00	.000000
5128	FHR 4769 AH	3137F3XL3	134050	6420	.00	.00	.00	.00	.000000	.00	.00	.00	.00	.000000
5129	FHR 4769 HG	3137FEDL1	134050	6420	.00	.00	.00	.00	.000000	.00	.00	.00	.00	.000000
6048	FNR 2012-102 PA	3136A8SG6	134050	6405	2,162,291.17	2,078,638.17	46,760.60	-16,132.85	2.832898	2,162,291.17	2,078,638.17	46,760.60	-16,132.85	2.832898
6054	FNR 2011-145 JA	3136A3AS0	134050	6405	1,958,275.70	1,887,264.34	42,459.26	-12,880.17	3.020932	1,958,275.70	1,887,264.34	42,459.26	-12,880.17	3.020932
6055	FNR 2009-88 CB	31398F3S8	134050	6405	2,300,621.72	2,185,933.45	49,182.38	-6,359.24	3.722745	2,300,621.72	2,185,933.45	49,182.38	-6,359.24	3.722745
6056	FHR 4470 MC	3137BJDB6	134050	6425	9,013,668.03	9,012,417.20	90,114.25	-703.64	1.983890	9,013,668.03	9,012,417.20	90,114.25	-703.64	1.983890
6057	FHR 4077 BA	3137ASAG9	134050	6425	563,204.83	571,907.10	5,718.22	1,288.55	2.488178	563,204.83	571,907.10	5,718.22	1,288.55	2.488178
6058	FHR 4478 PC	3137BJ6P3	134050	6425	3,268,730.54	3,257,419.01	32,571.02	-1,317.17	1.912293	3,268,730.54	3,257,419.01	32,571.02	-1,317.17	1.912293
6059	FHR 4403 CA	3137BEK45	134050	6425	18,364,766.39	18,022,608.52	270,311.28	-46,543.79	2.436922	18,364,766.39	18,022,608.52	270,311.28	-46,543.79	2.436922
6060	FHR 4476 B	3137BJ3Q4	134050	6425	2,774,799.37	2,774,457.42	34,679.43	-150.15	2.488777	2,774,799.37	2,774,457.42	34,679.43	-150.15	2.488777

STATE OF ARKANSAS
OFFICE OF THE TREASURER
AVERAGE DAILY BALANCE REPORT
7/01/19 THROUGH 12/31/19
SORT KEYS: GPIC
FUNDS: *****

Table with columns: INVEST NO., DESCRIPTION, CUSIP, FUND, ICC#, PERIOD TO DATE (AVERAGE DAILY BALANCE-BOOK, AVERAGE DAILY BALANCE-PAR, ACCRUAL, AMORTIZATION, YIELD), YEAR TO DATE (AVERAGE DAILY BALANCE-BOOK, AVERAGE DAILY BALANCE-PAR, ACCRUAL, AMORTIZATION, YIELD). Rows include various FHR and FNR entries with associated financial data.

STATE OF ARKANSAS
OFFICE OF THE TREASURER
AVERAGE DAILY BALANCE REPORT
7/01/19 THROUGH 12/31/19
SORT KEYS: GPIC
FUNDS: *****

INVEST NO.	DESCRIPTION	CUSIP	FUND	ICCS#	PERIOD TO DATE					YEAR TO DATE				
					AVERAGE DAILY BALANCE-BOOK	AVERAGE DAILY BALANCE-PAR	ACCRUAL	AMORTIZATION	YIELD	AVERAGE DAILY BALANCE-BOOK	AVERAGE DAILY BALANCE-PAR	ACCRUAL	AMORTIZATION	YIELD
10271	FHR 4827 CP	3137FHMM2	134001	6425	16,230,014.23	15,591,208.55	389,600.57	-331,271.44	.718781	16,230,014.23	15,591,208.55	389,600.57	-331,271.44	.718781
10272	FHR 4842 EA	3137FJFQ7	134001	6425	17,239,977.29	16,858,412.00	379,156.31	-176,982.46	2.345407	17,239,977.29	16,858,412.00	379,156.31	-176,982.46	2.345407
10273	FHR 4841 HA	3137FJQ51	134001	6425	18,038,459.54	17,546,535.78	394,657.94	-204,107.70	2.112711	18,038,459.54	17,546,535.78	394,657.94	-204,107.70	2.112711
10276	GNR 2019-56 A	38381VXM7	134001	6465	20,253,865.98	19,491,819.35	487,253.46	-59,589.78	4.223033	20,253,865.98	19,491,819.35	487,253.46	-59,589.78	4.223033
10277	FHR 4773 EQ	3137F4CG5	134001	6425	18,392,341.45	17,749,954.67	443,588.62	-197,031.05	2.681090	18,392,341.45	17,749,954.67	443,588.62	-197,031.05	2.681090
10278	FHR 4776 GJ	3137F4NM0	134001	6425	15,574,009.17	15,001,814.16	374,888.83	-219,431.45	1.996369	15,574,009.17	15,001,814.16	374,888.83	-219,431.45	1.996369
10780	FHR 4835 CK	3137FHRF2	134001	6425	21,789,230.07	20,965,729.51	525,277.93	-399,658.90	1.153038	21,789,230.07	20,965,729.51	525,277.93	-399,658.90	1.153038
10781	FHR 4900 NC	3137FMYI2	134001	6425	10,679,500.46	10,308,478.06	258,309.43	-254,002.04	.080667	10,679,500.46	10,308,478.06	258,309.43	-254,002.04	.080667
10805	FHMS K102 A	3137FGZN8	134001	6950	23,728,859.62	23,728,859.62	274,300.14	.00	2.261694	23,728,859.62	23,728,859.62	274,300.14	.00	2.261694
10809	FHMS K713 A2	3137B2GW4	134001	6900	1,818,061.00	1,819,512.23	21,041.06	2,322.66	2.570180	1,818,061.00	1,819,512.23	21,041.06	2,322.66	2.570180
10810	FHMS K102 A	3137FGZN8	134001	6950	1,796,049.86	1,796,049.86	20,590.71	.00	2.243043	1,796,049.86	1,796,049.86	20,590.71	.00	2.243043
10821	FNA 2011-M3 FA	31397UL56	134001	6600	20,523,220.67	20,481,258.77	245,602.03	-17,185.58	2.225932	20,523,220.67	20,481,258.77	245,602.03	-17,185.58	2.225932
10822	FNA 2011-M1 FA	31397UPG8	134001	6600	27,265,184.32	27,200,214.82	327,055.51	-24,870.27	2.216638	27,265,184.32	27,200,214.82	327,055.51	-24,870.27	2.216638
10823	FNA 2011-M2 FA	31397U3P2	134001	6600	39,263,430.49	39,175,215.77	472,855.74	-38,040.49	2.214861	39,263,430.49	39,175,215.77	472,855.74	-38,040.49	2.214861
10877	FHMS K102 A	3137FGZN8	134001	6950	2,615,742.62	2,615,742.62	29,323.96	.00	2.193372	2,615,742.62	2,615,742.62	29,323.96	.00	2.193372
10878	FNR 2018-45 FT	3136B2GN6	134001	6600	36,516,380.96	36,776,573.17	404,153.73	37,014.97	2.416278	36,516,380.96	36,776,573.17	404,153.73	37,014.97	2.416278
10882	FNR 4894 MH	3137FMGM8	134001	6425	904,161.62	868,544.34	22,196.13	-854.37	4.720784	904,161.62	868,544.34	22,196.13	-854.37	4.720784
10935	FHR 4091 FT	3137ATDT6	134001	6620	1,516,271.19	1,520,432.11	16,843.54	983.15	2.351385	1,516,271.19	1,520,432.11	16,843.54	983.15	2.351385
10936	FHR 4916 FD	3137FNQX1	134001	6620	39,816,003.77	39,816,003.77	461,613.25	.00	2.318732	39,816,003.77	39,816,003.77	461,613.25	.00	2.318732
10943	FHMS KF50 A	3137FHPE7	134001	6950	24,444,839.51	24,444,839.51	296,069.06	.00	2.369684	24,444,839.51	24,444,839.51	296,069.06	.00	2.369684
11025	FHMS KF67 A	3137FNXA3	134001	6950	37,663,043.48	37,663,043.48	475,930.17	.00	2.472365	37,663,043.48	37,663,043.48	475,930.17	.00	2.472365
11026	FNR 2017-85 FC	3136AYST1	134001	6600	17,661,114.55	17,754,027.32	188,586.08	18,456.85	2.344619	17,661,114.55	17,754,027.32	188,586.08	18,456.85	2.344619
11038	FHMS KS12 A	3137FNKD7	134001	6950	52,173,913.04	52,173,913.04	675,071.92	.00	2.531520	52,173,913.04	52,173,913.04	675,071.92	.00	2.531520
11144	FHR 3843 F	3137A9HP4	134001	6620	17,056,608.21	17,067,083.66	186,184.71	2,177.38	2.208670	17,056,608.21	17,067,083.66	186,184.71	2,177.38	2.208670
11145	FNR 2016-24 FG	3136ASHM1	134001	6600	12,570,400.02	12,595,692.63	139,107.14	4,327.21	2.282097	12,570,400.02	12,595,692.63	139,107.14	4,327.21	2.282097
11146	FNA 2011-M1 FA	31397UPG8	134001	6600	7,359,373.30	7,345,464.48	84,101.07	-9,206.40	2.035355	7,359,373.30	7,345,464.48	84,101.07	-9,206.40	2.035355
11149	FHR 3136 FA	31396NGM2	134001	6620	6,001,677.27	5,974,575.01	71,634.10	-5,271.65	2.211463	6,001,677.27	5,974,575.01	71,634.10	-5,271.65	2.211463
11195	FHMS KF68 A	3137FPHF5	134001	6950	26,738,764.32	26,738,764.32	328,201.56	.00	2.401508	26,738,764.32	26,738,764.32	328,201.56	.00	2.401508
11250	FR QN0818	3133G64B8	134001	6025	10,124,987.33	10,032,567.41	124,762.85	-11,642.53	2.234478	10,124,987.33	10,032,567.41	124,762.85	-11,642.53	2.234478
11273	FN FMI1700	3140X43J3	134001	6000	9,322,666.77	9,242,493.58	114,663.37	-10,254.25	2.239898	9,322,666.77	9,242,493.58	114,663.37	-10,254.25	2.239898
11274	FNR 2016-62 FH	3136ATVV3	134001	6600	3,123,009.55	3,124,921.61	33,972.97	753.17	2.223889	3,123,009.55	3,124,921.61	33,972.97	753.17	2.223889
11275	FNR 2011-107 EF	3136A1XY6	134001	6600	6,636,792.92	6,626,480.72	73,687.99	-1,782.17	2.166885	6,636,792.92	6,626,480.72	73,687.99	-1,782.17	2.166885
11318	FNA 2019-M4 FA	3136B3X54	134001	6603	7,788,005.74	7,788,005.74	98,397.08	.00	2.471955	7,788,005.74	7,788,005.74	98,397.08	.00	2.471955
11349	FHR 4821 BC	3137FHD34	134001	6425	7,092,013.38	7,016,322.08	105,860.20	-25,618.75	2.262868	7,092,013.38	7,016,322.08	105,860.20	-25,618.75	2.262868
11393	FHMS KF70 A	3137FQ2Q5	134001	6950	19,429,347.83	19,429,347.83	228,887.39	.00	2.304880	19,429,347.83	19,429,347.83	228,887.39	.00	2.304880
11413	FNR 2016-50 FM	3136ATBU7	134001	6600	12,662,103.14	12,669,978.52	139,040.27	1,919.02	2.226475	12,662,103.14	12,669,978.52	139,040.27	1,919.02	2.226475
11414	FHR 4550 MA	3137BN2H6	134001	6425	1,879,102.17	1,841,154.35	27,669.99	-5,315.06	2.379320	1,879,102.17	1,841,154.35	27,669.99	-5,315.06	2.379320
11520	FHMS KS13 A	3137FQ2T9	134001	6950	12,771,739.13	12,771,739.13	159,596.34	.00	2.444880	12,771,739.13	12,771,739.13	159,596.34	.00	2.444880
11523	FHMS KF71 A	3137FQ2W2	134001	6950	15,326,086.96	15,326,086.96	183,682.26	.00	2.344880	15,326,086.96	15,326,086.96	183,682.26	.00	2.344880
11590	FHR 4444 CH	3137BGJ22	134001	6425	589,588.26	577,570.86	8,560.88	-1,004.50	2.563274	589,588.26	577,570.86	8,560.88	-1,004.50	2.563274
11591	FHR 3242 FA	31397CS42	134001	6620	1,552,699.28	1,555,607.31	16,447.88	539.51	2.188111	1,552,699.28	1,555,607.31	16,447.88	539.51	2.188111
11641	FNR 2010-111 AF	31398NWJ9	134001	6600	1,995,823.97	1,997,671.44	20,598.32	1,050.35	2.169397	1,995,823.97	1,997,671.44	20,598.32	1,050.35	2.169397

STATE OF ARKANSAS
OFFICE OF THE TREASURER
AVERAGE DAILY BALANCE REPORT
7/01/19 THROUGH 12/31/19
SORT KEYS: GPIC
FUNDS: *****

INVEST NO.	DESCRIPTION	CUSIP	FUND	ICC#	PERIOD TO DATE					YEAR TO DATE				
					AVERAGE DAILY BALANCE-BOOK	AVERAGE DAILY BALANCE-PAR	ACCRUAL	AMORTIZATION	YIELD	AVERAGE DAILY BALANCE-BOOK	AVERAGE DAILY BALANCE-PAR	ACCRUAL	AMORTIZATION	YIELD
11642	FNR 2010-111 FM	31398NWL4	134001	6600	2,429,292.61	2,430,782.34	24,956.41	1,181.78	2.151918	2,429,292.61	2,430,782.34	24,956.41	1,181.78	2.151918
SUBTOTAL (ICC Grp) 9 MBS/CMO					2084214601.22	2015190239.47	37,122,048.62	-15,960,808.17	2.024842	2084216095.67	2015191733.87	37,122,078.19	-15,960,808.17	2.024843
10867	SBA 510495	83164MUU1	134001	5825	11,882,437.22	11,333,846.08	205,734.96	-25,032.25	3.041509	11,882,437.22	11,333,846.08	205,734.96	-25,032.25	3.041509
10979	SBA 510218	83164MK73	134001	5825	6,522,677.99	6,502,471.42	80,328.89	-1,989.48	2.402063	6,522,677.99	6,502,471.42	80,328.89	-1,989.48	2.402063
11142	SBA 510165	83164MJJ9	134001	5825	8,608,772.27	8,582,209.27	102,986.52	-1,908.87	2.348248	8,608,772.27	8,582,209.27	102,986.52	-1,908.87	2.348248
11143	SBA 510143	83164MHU6	134001	5825	8,320,514.25	8,294,627.11	99,535.53	-2,096.07	2.342150	8,320,514.25	8,294,627.11	99,535.53	-2,096.07	2.342150
SUBTOTAL (ICC Grp) 10 SBA					35,334,401.72	34,713,153.88	488,585.90	-31,026.67	2.589880	35,334,401.72	34,713,153.88	488,585.90	-31,026.67	2.589880

STATE OF ARKANSAS
OFFICE OF THE TREASURER
AVERAGE DAILY BALANCE REPORT
7/01/19 THROUGH 12/31/19
SORT KEYS: GPIC
FUNDS: *****

INVEST NO.	DESCRIPTION	CUSIP	FUND	ICC#	PERIOD TO DATE					YEAR TO DATE				
					AVERAGE DAILY BALANCE-BOOK	AVERAGE DAILY BALANCE-PAR	ACCRUAL	AMORTIZATION	YIELD	AVERAGE DAILY BALANCE-BOOK	AVERAGE DAILY BALANCE-PAR	ACCRUAL	AMORTIZATION	YIELD
GRAND TOTAL					4409463678.04	4341881436.56	48,269,236.50	-1,093,077.18	2.119010	4409465172.49	4341882930.96	48,269,266.07	-1,093,077.18	2.119010

Safekeeping Inventory

Item #	Item ID	Item Type*	Safekeeping Item Description (Issuer)	Rate	Maturity	Par / Shares	Last Updated
BOE - REVOLVING FUND							
275	K3787	CI	IZARD COUNTY SD	4.950	11/1/19	0.00	10/27/19
290	K3792	CI	HORATIO SD #55	4.950	5/1/22	37,699.20	4/29/19
301	K3796	CI	HORATIO SD #55	4.950	5/1/24	93,687.00	6/28/19
292	K3794	CI	GUY-PERKINS SD #34	4.950	11/1/22	19,800.00	10/16/19
272	K3785	CI	HACKET SD #17	4.950	5/1/23	80,000.00	4/29/19
287	K3790	CI	HORATIO SD #55	4.950	5/1/21	35,184.00	4/29/19
291	K3793	CI	GUY-PERKINS SD #34	4.950	11/1/20	13,166.66	10/16/19
271	K3784	CI	IZARD COUNTY CONSOLIDATED SD #1	4.950	11/1/20	10,707.62	10/27/19
265	K3781	CI	MINERAL SPRINGS SD #3	4.950	11/1/21	12,400.00	10/27/19
289	K3791	CI	DECATUR SD #17	4.950	5/1/20	23,153.00	4/29/19
262	K3778	CI	WESTERN YELL COUNTY SD	4.950	5/1/21	19,800.00	4/29/19
261	K3777	CI	WESTERN YELL COUNTY SD	4.950	5/1/21	15,000.00	4/29/19
285	K3789	CI	HORATIO SD #55	4.950	5/1/20	36,124.00	4/29/19
296	K3795	CI	HORATIO SD #55	4.950	5/1/23	71,736.00	4/29/19

14 items for BOE - REVOLVING FUND

468,457.48

WCC - Workmans Comp Commission

282	101795557	CD	ARKANSAS HOSPITAL ASSOCIATION	0.300	6/19/15	30,000.00	8/6/14
297	244084	CD	ARKANSAS TRUCKING ASSOCIATION	2.450	10/2/19	200,000.00	11/8/18
237	41356	CD	LAND O'FROST	6.000	8/27/92	100,000.00	6/28/10
281	00193718	CD	ARKANSAS HOSPITAL ASSOCIATION	0.400	6/25/15	50,000.00	8/6/14
298	11864481	CD	ARKANSAS TRUCKING ASSOCIATION	1.000	4/15/20	200,000.00	11/8/18
236	20440	CD	LAND O'FROST	6.000	8/27/92	100,000.00	6/28/10
209	14544	CD	PETERSON FARMS INC.	4.850	5/5/02	50,000.00	6/28/10
245	113806	CD	ST. BERNARDS MEDICAL CENTER	7.600	7/23/91	100,000.00	6/28/10
278	00192056	CD	ARKANSAS HOSPITAL ASSOCIATION	0.400	2/28/15	200,000.00	4/30/14
232	47070	CD	HARDING UNIVERSITY	6.600	2/8/96	200,000.00	6/28/10
222	33708	CD	ARKANSAS HOSPITALITY WORKERS	5.560	12/4/07	100,000.00	6/28/10
203	991067	CD	ST. BERNARDS MEDICAL CENTER	1.790	6/17/11	100,000.00	6/28/10
299	800030246	CD	ARKANSAS TRUCKING ASSOCIATION	2.450	10/4/20	200,000.00	11/8/18
221	6040009109	CD	ARKANSAS HOSPITALITY WORKERS	5.080	2/4/08	100,000.00	6/28/10
276	1600024111	CD	ST. BERNARDS MEDICAL CENTER	0.550	11/18/14	100,000.00	1/31/14
234	53400	CD	JEFFERSON REGIONAL MEDICAL CENTE	7.650	6/7/91	200,000.00	6/28/10
226	52173	CD	WHITE COUNTY MEDICAL CENTER	6.100	7/30/98	200,000.00	6/28/10
257	246082	CD	ARKANSAS SELF-INSURANCE TRUST	1.850	7/19/16	300,000.00	8/8/11
277	41315110531	CD	PAM TRANSPORT INC.	0.400	3/13/15	300,000.00	3/28/14
225	873061345	CD	ARKANSAS HOSPITALITY WORKERS	5.000	1/4/08	100,000.00	6/28/10
198	111428195	CD	BAPTIST HEALTH	1.390	8/24/10	500,000.00	9/9/09

Item #	Item ID	Item Type*	Safekeeping Item Description (Issuer)	Rate	Maturity	Par / Shares	Last Updated
295	0103512401	CI	BROOKSHIRE GROCERY COMPANY	1.970	9/11/19	300,000.00	9/26/18
294	112495	CD	BAXTER CO REGIONAL HOSPITAL	1.500	10/25/19	100,000.00	8/2/18
286	111915	CD	BAXTER CO REGIONAL HOSPITAL	0.250	7/15/16	100,000.00	2/23/16
247	10275304	CD	ARKANSAS HOSPITAL ASSOCIATION	1.660	2/22/14	220,000.00	3/1/11
283	23065	CD	MUNI LEAGUE WORKER'S COMP TRUST	0.480	12/31/15	3,100,000.00	4/4/16
224	1000042111	CD	ARKANSAS HOSPITALITY WORKERS	5.010	12/4/07	100,000.00	6/28/10
233	679506833	CD	HYTROL CONVEYOR CO. INC.	6.250	11/13/01	200,000.00	6/28/10
300	6901533799	CD	AR HOSPITALITY WORKERS COMPENSA	0.180	8/7/19	100,000.00	11/19/18
259	6024017336	CD	ARKANSAS CHILDREN'S HOSPITAL	0.650	9/19/12	200,000.00	9/22/11
293	200336	CD	GLISTER MARY LEE CORP	1.000	10/4/18	200,000.00	7/23/18
31 items for WCC - Workmans Comp Commission						8,050,000.00	
						Total:	8,518,457.48

* Legend: CI = Certificate of Indebtedness
IB = Industrial Bond
GM = GNMA Passthrough
CM = Common Stock
OTH = Other
NA = Not Applicable

Attachment 1 - Summary

1. Target Rate of Investment Return and Actual Rate of Investment Return
2. Liquidity Requirements and Actual Liquidity
3. Cash Flow Analysis Reports – July 2019 through December 2019
4. Checks Charged Off 20191231 – the daily report on December 31, 2019, of the amount of uncollected checks legally charged off.
5. Checks Charged Off YTD FY2020 – the report from July 1, 2019, to December 31, 2019, of the amount of uncollected checks legally charged off.
6. Demand Account Activity 20191231 – the daily report on December 31, 2019, of the amount of liquidity in the State Treasury demand accounts.
7. Demand Account Activity YTD FY2020 – the report from July 1, 2019, to December 31, 2019, of the amount of liquidity in the State Treasury demand accounts.
8. Fund Transactions by Type 20191231 – the daily report on December 31, 2019, of the summary financial transactions for the day including direct receipts, transfer receipts, disbursements by warrant redemption and disbursements by transfer.
9. Fund Transactions by Type YTD FY2020 – the report from July 1, 2019, to December 31, 2019, of the cumulative summary financial transactions for fiscal year-to-date including direct receipts, transfer receipts, disbursements by warrant redemption and disbursements by transfer.
10. Money Market Account Activity 20191231 – the daily report on December 31, 2019, of the amount of liquidity in the State Treasury money market accounts.
11. Money Market Account Activity YTD FY2020 – the report from July 1, 2019, to December 31, 2019, of the amount of liquidity in the State Treasury money market accounts.
12. Return on Investment December 2019 – the detail report from July 1, 2019, to December 31, 2019, of the State Treasury's rate of investment return.
13. Return on Investment YTD FY2020 – the detail report from July 1, 2019, to December 31, 2019, of the State Treasury's rate of investment return.
14. Safekeeping Inventory 20191231 – the report of the principal amount of securities held in trust in Safekeeping in the State Treasury.