Arkansas State Treasury

Target Rate of Investment Return and Actual Rate of Investment Return
June 30, 2022

Complying with ACT1088, the State Board of Finance establishes a benchmark rate of return for the Treasury Investment Portfolio. Several factors contribute to the development of the target rate of return. These include the stated standards of safety, liquidity and then return. The primary mission of the Treasury is providing adequate liquidity for the State's business. Upon meeting those needs all other funds are invested to balance future needs with market opportunities.

Treasury monitors the cash flow process on a dynamic basis. Cash flows are managed daily to meet the needs of State Agencies. The Treasury also has a fiduciary responsibility to all taxpayers. The current investment policy maintains the conservative investment portfolio management approach highlighted in previous reports. Treasury has added systems and process improvements to responsibly manage overall return. As market conditions vary over time, Treasury has a commitment to manage risk versus return to meet the standard of Safety, Liquidity and then Return. Meeting this standard requires on-going analysis and risk assessment of cash flows and market opportunities.

Fiscal Period	SBoF Target Book Return	Actual Book Return
3rd Quarter FY22	0.85 – 0.95%	1.00%
4th Quarter FY22	1.00 – 1.10%	1.33%

Arkansas State Treasury

Liquidity Requirements and Actual Liquidity
June 30, 2022

Treasury dynamically models cash flows across daily, weekly, monthly, and quarterly projections to match anticipated liabilities with the timely return of cash from investments and in more liquid bank demand accounts. Treasury works with the Department of Finance and Administration along with other state agencies to meet the state's cash commitments. The cash forecast process matches daily cash needs with investments that mature before or on days with outbound cash flows. Treasury negotiates the best possible rate of return for these investments across several sectors including bank accounts, money markets, and commercial paper. Currently, Treasury maintains over $1 billion in commercial paper and at least $200 million in bank and money market deposits to facilitate warrant fulfillment. Liquidity is managed on a liability driven basis to best meet the state's commitments in a timely and efficient manner.

January 2022 DAILY CASH FLOWS

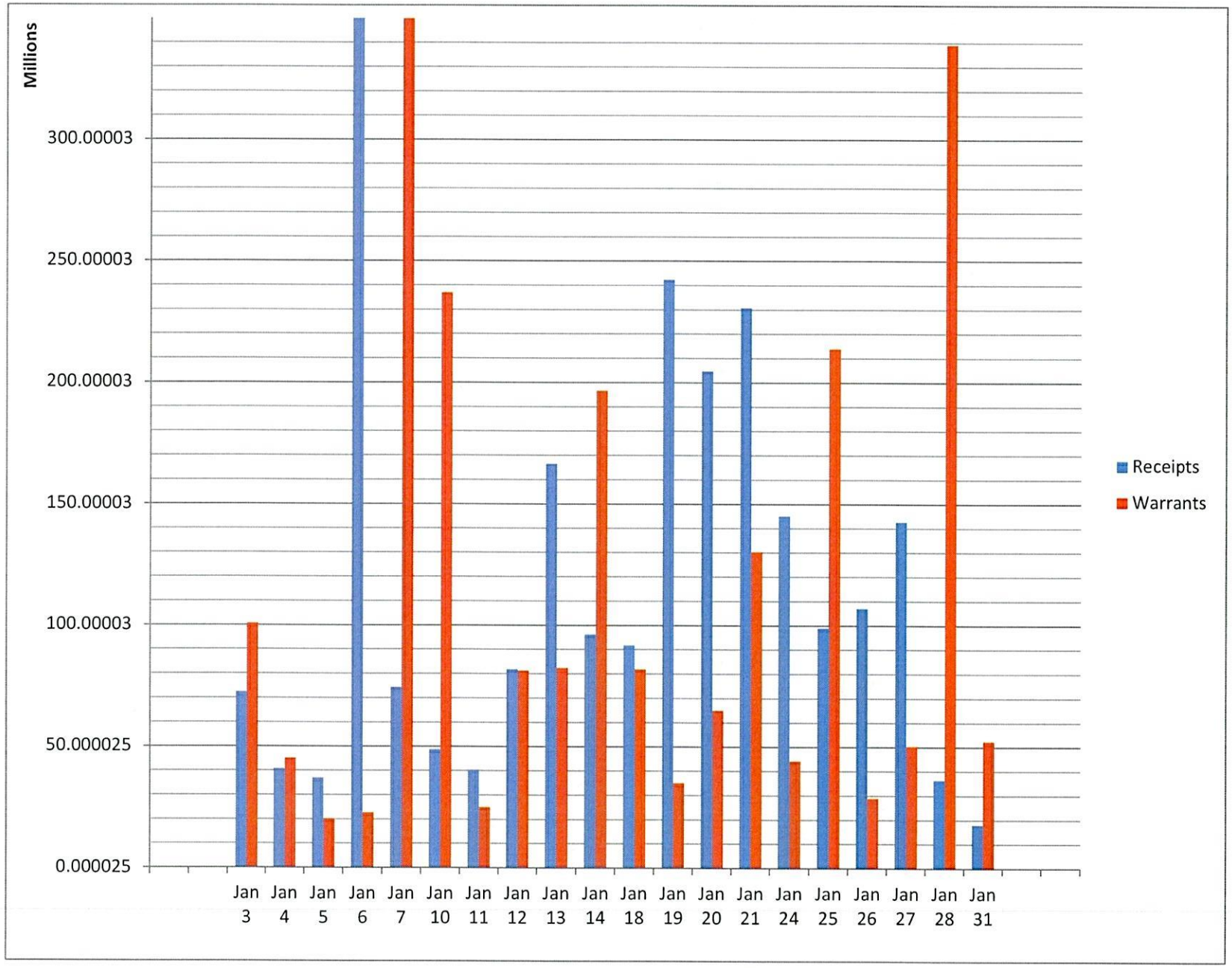

February 2022 DAILY CASH FLOWS

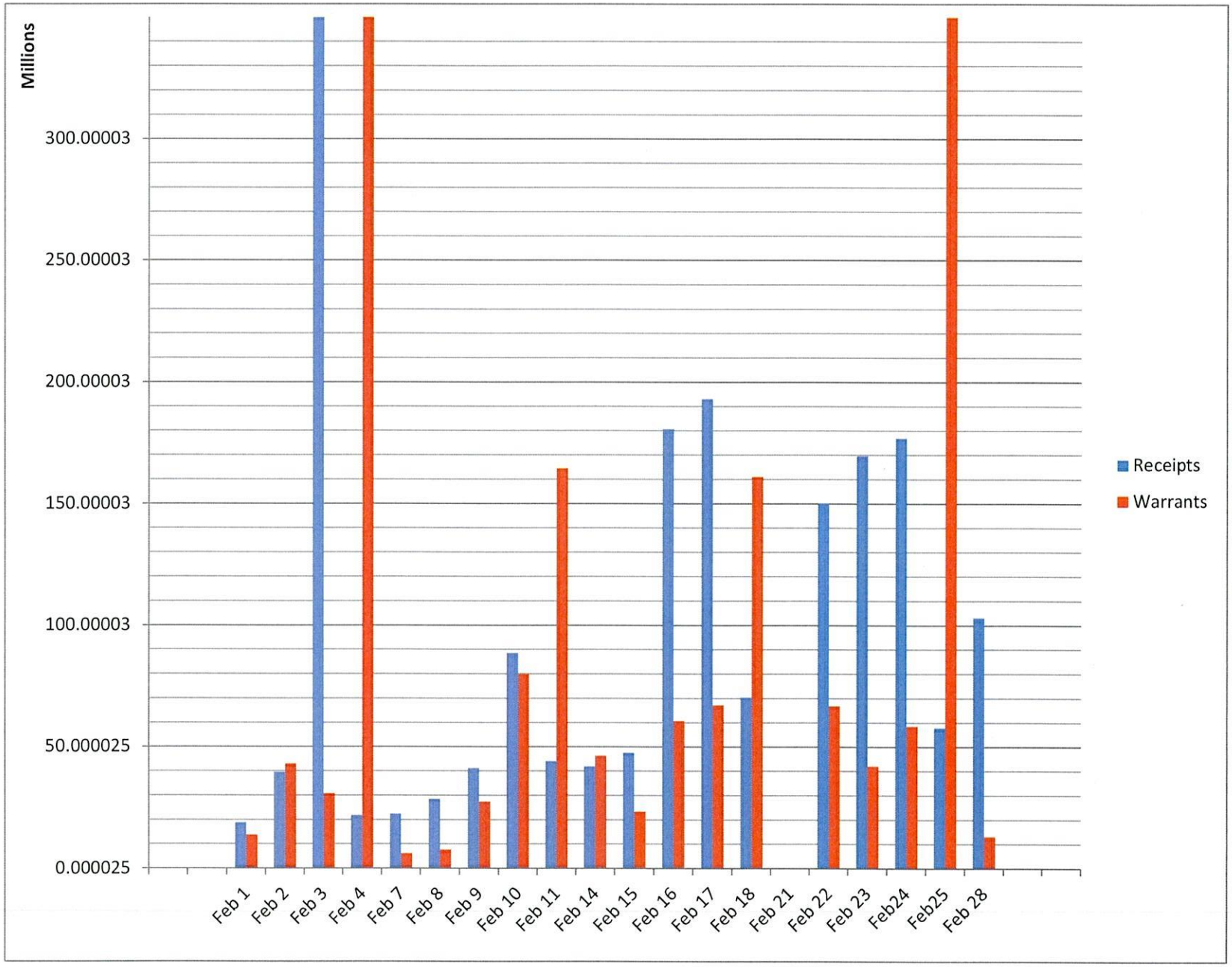

March 2022 DAILY CASH FLOWS

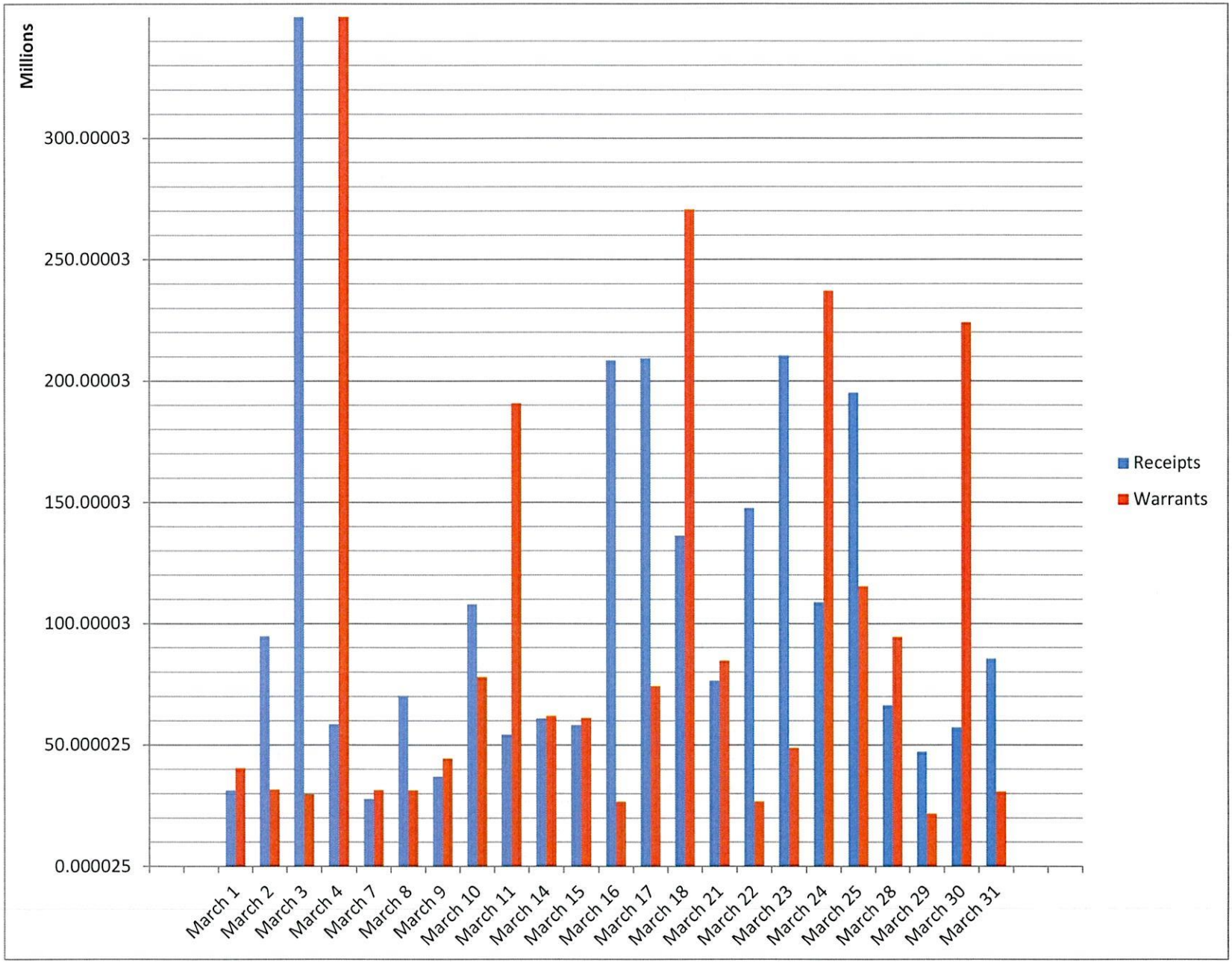

April 2022 DAILY CASH FLOWS

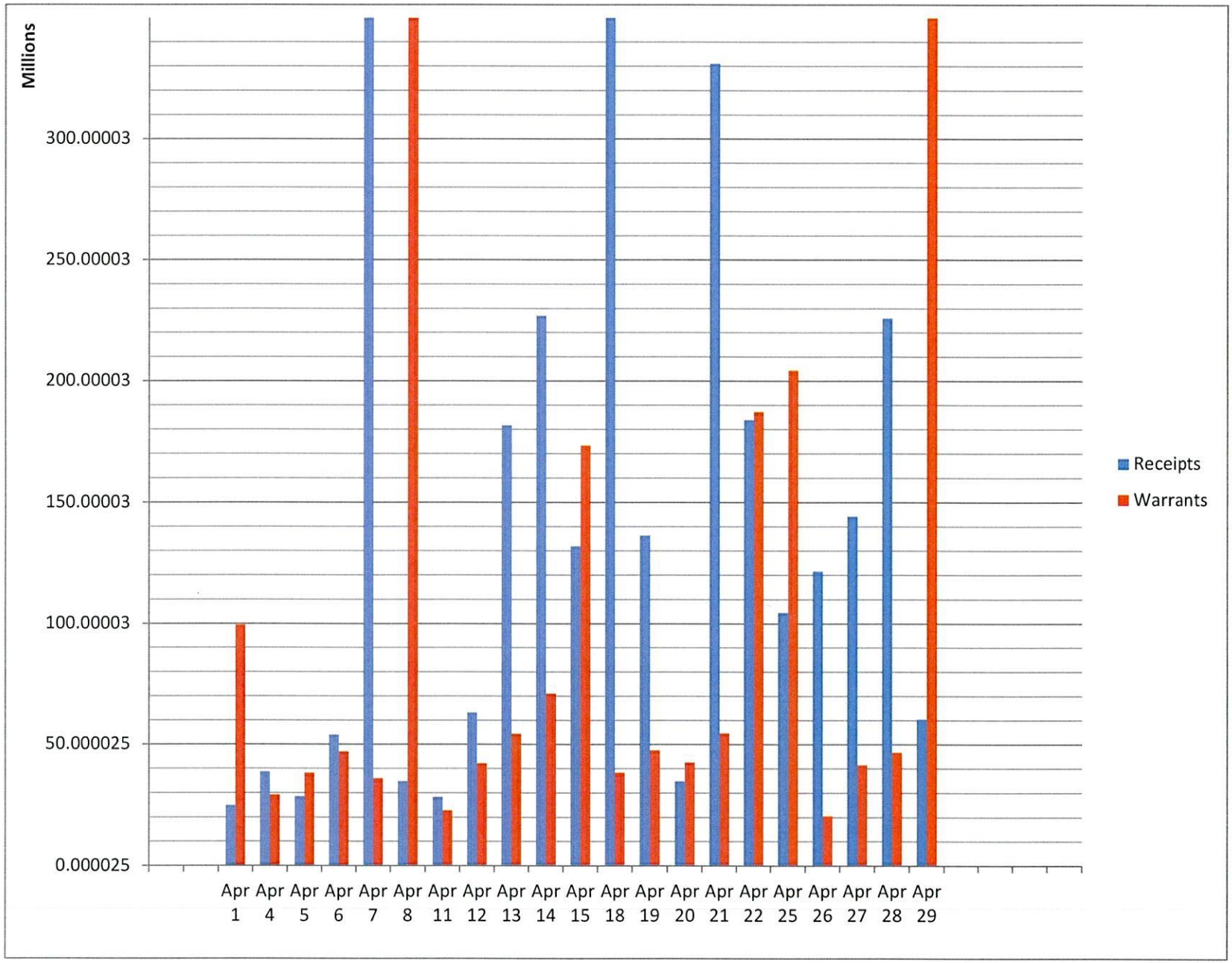

May 2022 DAILY CASH FLOWS

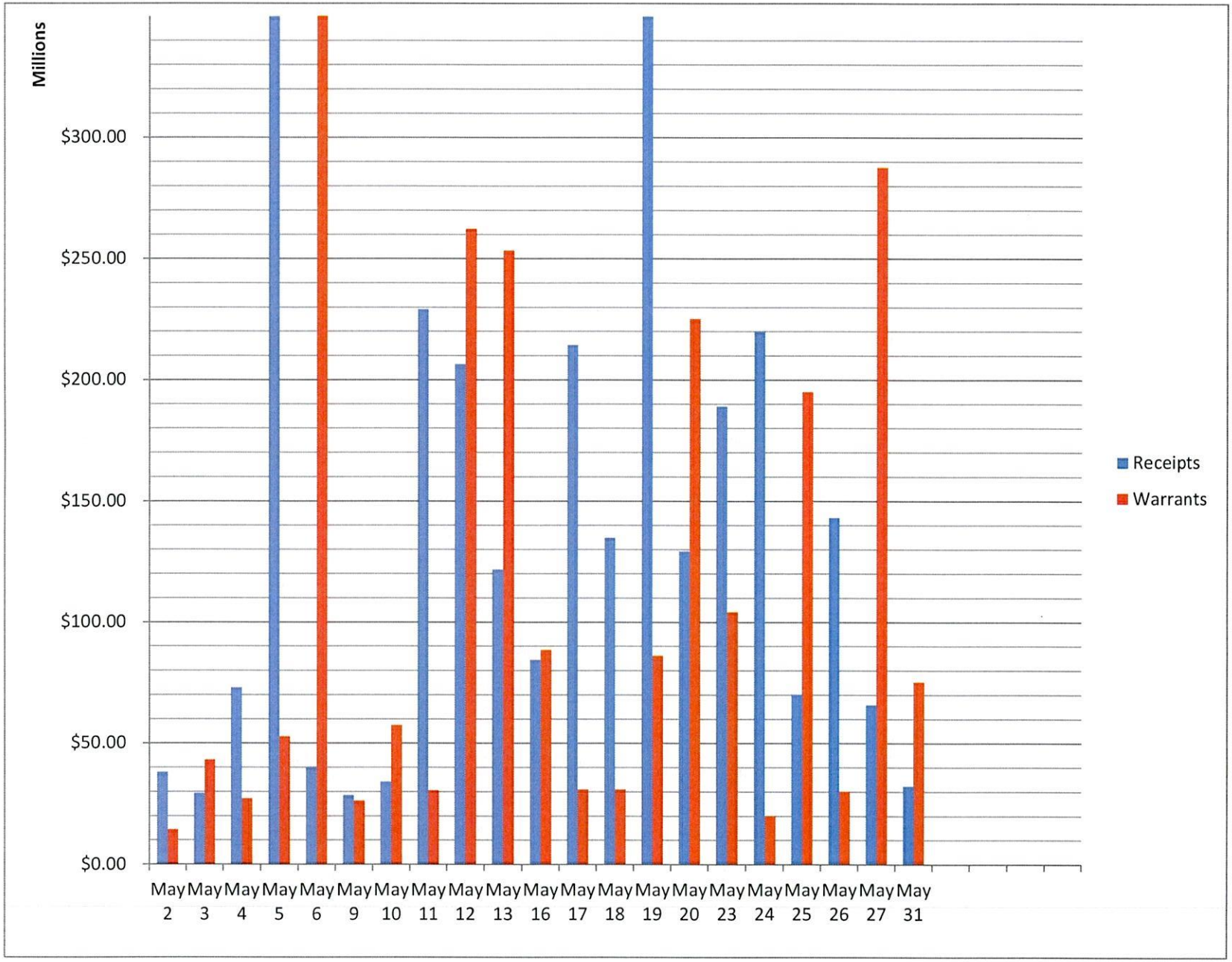

JUNE 2022 DAILY CASH FLOWS

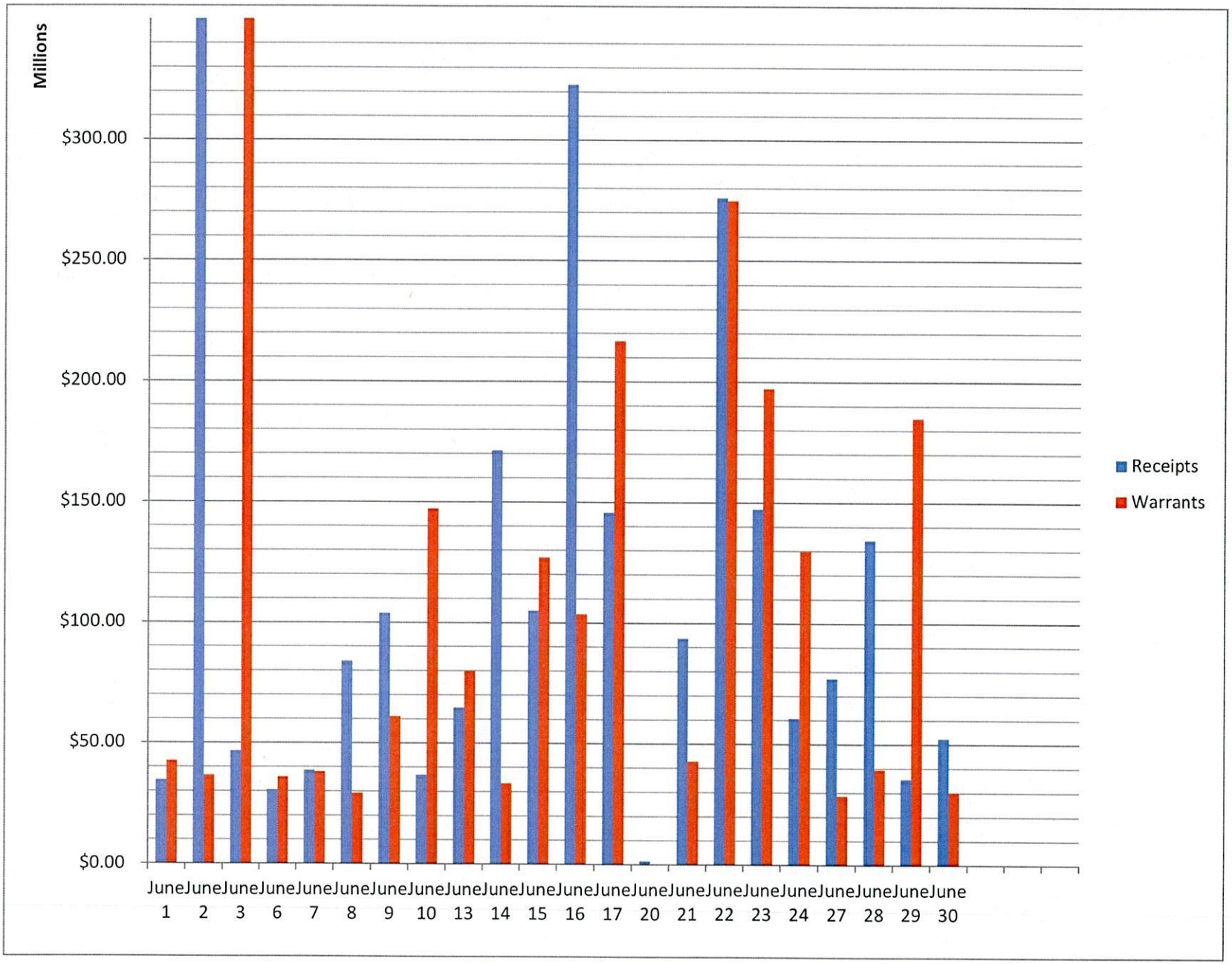

Run Date: 7/1/2022
Run Time: 10:21:21AM

Checks Charged Off Detail

Start Date: 6/30/2022 End Date: 6/30/2022

Jnl. Entry #	Trx. Date	Ref #	Agency	Fund	Rev Code	Ledger	Ledger Desc.	Description	Debit Amount	Credit Amount

Totals for: ***Count:***

Grand Total ***Count:***

Run Date: 6/29/2022
Run Time: 2:57:52PM

Checks Charged Off Detail

Start Date: 7/1/21 End Date: 6/29/22

Jnl. Entry #	Trx. Date	Ref #	Agency	Fund	Rev Code	Ledger	Ledger Desc.	Description	Debit Amount	Credit Amount
1869660	7/7/2021	Various Cl	0069	ARK0000	4099999900	122		Other Chargebacks		1,427.50
1869660	7/7/2021	Various Cl	0800	MLS0300	4031007000	999		Fund Cash Account	180.00	
1869660	7/7/2021	Various Cl	0930	SRS0000	4031037000	999		Fund Cash Account	75.00	
1869660	7/7/2021	Various Cl	0960	SEF0100	4031005000	999		Fund Cash Account	38.00	
1869660	7/7/2021	Various Cl	0960	SMP0600	4033021000	999		Fund Cash Account	80.00	
1869660	7/7/2021	Various Cl	0990	MJA0100	4031005000	999		Fund Cash Account	52.50	
1869660	7/7/2021	Various Cl	0930	TPE0000	4031002000	999		Fund Cash Account	150.00	
1869660	7/7/2021	Various Cl	0645	BAA2000	4042002000	999		Fund Cash Account	500.00	
1869660	7/7/2021	Various Cl	0960	SEF0100	4041061000	999		Fund Cash Account	2.00	
1869660	7/7/2021	Various Cl	0228	NEC0000	4041007000	999		Fund Cash Account	250.00	
1869660	7/7/2021	Various Cl	0620	SMI0000	4031102000	999		Fund Cash Account	100.00	
				Totals for: 7/7/2021			***Count: 11***		***1,427.50***	***1,427.50***
1870371	7/8/2021	NSF Chec	0069	ARK0000	4099999900	120		DF&A Chargebacks		128,809.13
1870371	7/8/2021	NSF Chec	0610	AGA0000	4010005000	999	008009542	Fund Cash Account	1,559.13	
1870371	7/8/2021	NSF Chec	0610	AGA0000	4010006000	999	008009542	Fund Cash Account	14,000.00	
1870371	7/8/2021	NSF Chec	0610	ARH0000	4040005000	999	008009542	Fund Cash Account	9,362.00	
1870371	7/8/2021	NSF Chec	0610	ARH0000	4040006000	999	008009542	Fund Cash Account	70,490.00	
1870371	7/8/2021	NSF Chec	0610	AGA0000	4010001001	999	008009542	Fund Cash Account	1,910.00	
1870371	7/8/2021	NSF Chec	0610	ARHDSMV	4040022000	999	008009542	Fund Cash Account	11,253.00	
1870371	7/8/2021	NSF Chec	0930	TUT0000	4021009001	999	008009542	Fund Cash Account	20,235.00	
				Totals for: 7/8/2021			***Count: 8***		***128,809.13***	***128,809.13***
1871336	7/12/2021	REV CHG	0069	ARK0000	4099999900	120		DF&A Chargebacks		159.92
1871334	7/12/2021	Various Cl	0069	ARK0000	4099999900	122		Other Chargebacks		10.50
1871334	7/12/2021	Various Cl	0080	SDG0000	4033009000	999		Fund Cash Account	10.50	
1871336	7/12/2021	REV CHG	0630	RRA0000	4020011000	999		Fund Cash Account	45.17	
1871336	7/12/2021	REV CHG	0630	TAX0000	4040016000	999		Fund Cash Account	114.75	

Checks Charged Off Detail

Start Date: 7/1/21 End Date: 6/29/22

Jnl. Entry #	Trx. Date	Ref #	Agency	Fund	Rev Code	Ledger	Ledger Desc.	Description	Debit Amount	Credit Amount
					Totals for: 7/12/2021		***Count: 5***		***170.42***	***170.42***
1872245	7/14/2021	NSF Chec	0069	ARK0000	4099999900	120		DF&A Chargebacks		25,443.49
1872278	7/14/2021	Various ch	0069	ARK0000	4099999900	122		Other Chargebacks		1,786.92
1872245	7/14/2021	NSF Chec	0610	AGA0000	4010005000	999	008009568	Fund Cash Account	1,455.10	
1872245	7/14/2021	NSF Chec	0610	AGA0000	4010006000	999	008009568	Fund Cash Account	610.00	
1872245	7/14/2021	NSF Chec	0610	AGA0000	4010007000	999	008009568	Fund Cash Account	774.13	
1872245	7/14/2021	NSF Chec	0610	AGA0000	4010001001	999	008009568	Fund Cash Account	21,779.26	
1872245	7/14/2021	NSF Chec	0610	AGA0000	4010000900	999	008009568	Fund Cash Account	825.00	
1872278	7/14/2021	Various ch	0425	TSI4500	4031026000	999		Fund Cash Account	5.00	
1872278	7/14/2021	Various ch	0610	HSC0000	4023009000	999		Fund Cash Account	5.00	
1872278	7/14/2021	Various ch	0645	BAA2000	4042002000	999		Fund Cash Account	150.00	
1872278	7/14/2021	Various ch	0645	BAA2000	4031079000	999		Fund Cash Account	150.00	
1872278	7/14/2021	Various ch	0865	NNH0440	4041028000	999		Fund Cash Account	700.00	
1872278	7/14/2021	Various ch	0914	MPH9141	4041012000	999		Fund Cash Account	776.92	
					Totals for: 7/14/2021		***Count: 13***		***27,230.41***	***27,230.41***
1875128	7/20/2021	Various ch	0069	ARK0000	4099999900	122		Other Chargebacks		106.25
1875128	7/20/2021	Various ch	0283	NPB0000	4043002000	999		Fund Cash Account	106.25	
					Totals for: 7/20/2021		***Count: 2***		***106.25***	***106.25***
1875547	7/21/2021	NSF Chec	0069	ARK0000	4099999900	120		DF&A Chargebacks		6,397.94
1875579	7/21/2021	Various Cl	0069	ARK0000	4099999900	122		Other Chargebacks		667.00
1875579	7/21/2021	Various Cl	0645	BAA0100	4033029000	999		Fund Cash Account	150.00	
1875579	7/21/2021	Various Cl	0645	BAA0100	4038004000	999		Fund Cash Account	37.00	
1875579	7/21/2021	Various Cl	0645	SHL0000	4033010000	999		Fund Cash Account	300.00	
1875579	7/21/2021	Various Cl	0645	MMT0200	4033027000	999		Fund Cash Account	105.00	
1875579	7/21/2021	Various Cl	0286	NPM0000	4041002000	999		Fund Cash Account	75.00	
1875547	7/21/2021	NSF Chec	0610	AGA0000	4010005000	999	008009582	Fund Cash Account	3,247.02	
1875547	7/21/2021	NSF Chec	0610	AGA0000	4010006000	999	008009582	Fund Cash Account	1,280.00	

Checks Charged Off Detail

Start Date: 7/1/21 End Date: 6/29/22

Jnl. Entry #	Trx. Date	Ref #	Agency	Fund	Rev Code	Ledger	Ledger Desc.	Description	Debit Amount	Credit Amount
1875547	7/21/2021	NSF Chec	0610	AGA0000	4010007000	999	008009582	Fund Cash Account	641.86	
1875547	7/21/2021	NSF Chec	0610	AGA0000	4010001001	999	008009582	Fund Cash Account	526.04	
1875547	7/21/2021	NSF Chec	0610	AGA0000	4010000900	999	008009582	Fund Cash Account	703.02	
					Totals for: 7/21/2021		***Count: 12***		***7,064.94***	***7,064.94***
1876854	7/26/2021	REV CHG	0069	ARK0000	4099999900	120		DF&A Chargebacks		1,500.00
1876854	7/26/2021	REV CHG	0630	AGA0000	4013006000	999		Fund Cash Account	1,500.00	
					Totals for: 7/26/2021		***Count: 2***		***1,500.00***	***1,500.00***
1877251	7/27/2021	Various Cl	0069	ARK0000	4099999900	122		Other Chargebacks		1,250.10
1877251	7/27/2021	Various Cl	0279	SDB0100	4033027000	999		Fund Cash Account	300.00	
1877251	7/27/2021	Various Cl	0930	SAC0000	4033001000	999		Fund Cash Account	170.00	
1877251	7/27/2021	Various Cl	0930	SHW0000	4033025000	999		Fund Cash Account	620.10	
1877251	7/27/2021	Various Cl	0930	SRS0000	4031037000	999		Fund Cash Account	75.00	
1877251	7/27/2021	Various Cl	0645	BAA2000	4031090000	999		Fund Cash Account	10.00	
1877251	7/27/2021	Various Cl	0645	BAA2000	4031018000	999		Fund Cash Account	50.00	
1877251	7/27/2021	Various Cl	0268	NDB0000	4041006000	999		Fund Cash Account	25.00	
					Totals for: 7/27/2021		***Count: 8***		***1,250.10***	***1,250.10***
1878778	7/29/2021	NSF Chec	0069	ARK0000	4099999900	120		DF&A Chargebacks		16,984.87
1878778	7/29/2021	NSF Chec	0610	AGA0000	4010005000	999	008009617	Fund Cash Account	14,268.92	
1878778	7/29/2021	NSF Chec	0610	AGA0000	4010007000	999	008009617	Fund Cash Account	388.82	
1878778	7/29/2021	NSF Chec	0610	AGA0000	4010001001	999	008009617	Fund Cash Account	2,227.13	
1878778	7/29/2021	NSF Chec	0610	AGA0000	4010000900	999	008009617	Fund Cash Account	100.00	
					Totals for: 7/29/2021		***Count: 5***		***16,984.87***	***16,984.87***
1879831	8/2/2021	REV CHG	0069	ARK0000	4099999900	120		DF&A Chargebacks		350.00
1879831	8/2/2021	REV CHG	0630	AGA0000	4013005000	999		Fund Cash Account	350.00	

Checks Charged Off Detail

Start Date: 7/1/21 End Date: 6/29/22

Jnl. Entry #	Trx. Date	Ref #	Agency	Fund	Rev Code	Ledger	Ledger Desc.	Description	Debit Amount	Credit Amount
					Totals for: 8/2/2021		***Count: 2***		***350.00***	***350.00***
1880621	8/4/2021	NSF Chec	0069	ARK0000	4099999900	120		DF&A Chargebacks		3,371.97
1880621	8/4/2021	NSF Chec	0610	AGA0000	4010005000	999	008009629	Fund Cash Account	400.00	
1880621	8/4/2021	NSF Chec	0610	AGA0000	4010007000	999	008009629	Fund Cash Account	210.58	
1880621	8/4/2021	NSF Chec	0610	AGA0000	4010001001	999	008009629	Fund Cash Account	2,116.00	
1880621	8/4/2021	NSF Chec	0610	AGA0000	4010000900	999	008009629	Fund Cash Account	645.39	
					Totals for: 8/4/2021		***Count: 5***		***3,371.97***	***3,371.97***
1881847	8/9/2021	Various Cl	0069	ARK0000	4099999900	122		Other Chargebacks		42,849.00
1881847	8/9/2021	Various Cl	0485	SPF0100	4031051000	999		Fund Cash Account	41,649.00	
1881847	8/9/2021	Various Cl	0090	RRA0000	4041055000	999		Fund Cash Account	1,200.00	
					Totals for: 8/9/2021		***Count: 3***		***42,849.00***	***42,849.00***
1882969	8/11/2021	Various Cl	0069	ARK0000	4099999900	122		Other Chargebacks		2,444.00
1882972	8/11/2021	various ch	0069	ARK0000	4099999900	122		Other Chargebacks		45.00
1882969	8/11/2021	Various Cl	0645	BAA0100	4038004000	999		Fund Cash Account	5.00	
1882969	8/11/2021	Various Cl	0645	BAA0100	4042003000	999		Fund Cash Account	17.00	
1882969	8/11/2021	Various Cl	0009	HSC0900	4047001500	999		Fund Cash Account	615.00	
1882969	8/11/2021	Various Cl	0090	RRA0000	4041055000	999		Fund Cash Account	1,800.00	
1882969	8/11/2021	Various Cl	0645	THL0300	4041028000	999		Fund Cash Account	7.00	
1882972	8/11/2021	various ch	0645	BAA0100	4043003000	999		Fund Cash Account	45.00	
					Totals for: 8/11/2021		***Count: 8***		***2,489.00***	***2,489.00***
1884781	8/13/2021	REV CHG	0069	ARK0000	4099999900	120		DF&A Chargebacks		150.00
1884781	8/13/2021	REV CHG	0630	AGA0000	4013004000	999		Fund Cash Account	100.00	
1884781	8/13/2021	REV CHG	0630	SMI0000	4021058000	999		Fund Cash Account	50.00	
					Totals for: 8/13/2021		***Count: 3***		***150.00***	***150.00***

Checks Charged Off Detail

Start Date: 7/1/21 End Date: 6/29/22

Jnl. Entry #	Trx. Date	Ref #	Agency	Fund	Rev Code	Ledger	Ledger Desc.	Description	Debit Amount	Credit Amount
1885589	8/17/2021	NSF Chec	0069	ARK0000	4099999900	120		DF&A Chargebacks		73,579.03
1885620	8/17/2021	Various Cl	0069	ARK0000	4099999900	122		Other Chargebacks		2,237.15
1885589	8/17/2021	NSF Chec	0610	AGA0000	4010005000	999	008009671	Fund Cash Account	11,724.21	
1885589	8/17/2021	NSF Chec	0610	AGA0000	4010007000	999	008009671	Fund Cash Account	6,242.60	
1885589	8/17/2021	NSF Chec	0610	AGA0000	4010001001	999	008009671	Fund Cash Account	55,312.22	
1885589	8/17/2021	NSF Chec	0610	AGA0000	4010000900	999	008009671	Fund Cash Account	300.00	
1885620	8/17/2021	Various Cl	0228	NEC0000	4041002000	999		Fund Cash Account	100.00	
1885620	8/17/2021	Various Cl	0800	MLS0100	4031012000	999		Fund Cash Account	50.00	
1885620	8/17/2021	Various Cl	0800	MLS0300	4031007000	999		Fund Cash Account	50.00	
1885620	8/17/2021	Various Cl	0960	SEF0100	4031005000	999		Fund Cash Account	15.00	
1885620	8/17/2021	Various Cl	0960	SMP0100	4031062000	999		Fund Cash Account	15.00	
1885620	8/17/2021	Various Cl	0990	MJA0100	4031005000	999		Fund Cash Account	10.00	
1885620	8/17/2021	Various Cl	0955	HUA3800	4027002000	999		Fund Cash Account	50.00	
1885620	8/17/2021	Various Cl	0455	NSW0123	4042002000	999		Fund Cash Account	50.00	
1885620	8/17/2021	Various Cl	0930	TPE0000	4031002000	999		Fund Cash Account	900.00	
1885620	8/17/2021	Various Cl	0930	TPE0000	4031004000	999		Fund Cash Account	220.00	
1885620	8/17/2021	Various Cl	0930	TPE0000	6990003000	999		Fund Cash Account	298.15	
1885620	8/17/2021	Various Cl	0224	NLC0000	4043002000	999		Fund Cash Account	50.00	
1885620	8/17/2021	Various Cl	0930	TDS0000	4041042000	999		Fund Cash Account	354.00	
1885620	8/17/2021	Various Cl	0390	TJW0100	4041004000	999		Fund Cash Account	50.00	
1885620	8/17/2021	Various Cl	9910	SHA0200	4033028000	999		Fund Cash Account	25.00	
				Totals for: 8/17/2021			***Count: 21***		***75,816.18***	***75,816.18***
1885709	8/18/2021	Various Cl	0069	ARK0000	4099999900	122		Other Chargebacks		1,780.00
1886031	8/18/2021	Various Cl	0069	ARK0000	4099999900	122		Other Chargebacks		102.50
1885709	8/18/2021	Various Cl	0279	SDB0100	4033027000	999		Fund Cash Account	250.00	
1885709	8/18/2021	Various Cl	0710	PWP2000	4047099000	999		Fund Cash Account	680.00	
1885709	8/18/2021	Various Cl	0710	SNH0100	4031086000	999		Fund Cash Account	100.00	
1885709	8/18/2021	Various Cl	0710	PWP7000	4043002000	999		Fund Cash Account	750.00	
1886031	8/18/2021	Various Cl	0023	MJF0100	4041028000	999		Fund Cash Account	102.50	

Checks Charged Off Detail

Start Date: 7/1/21 End Date: 6/29/22

Jnl. Entry #	Trx. Date	Ref #	Agency	Fund	Rev Code	Ledger	Ledger Desc.	Description	Debit Amount	Credit Amount
					Totals for: 8/18/2021		***Count: 7***		***1,882.50***	***1,882.50***
1886531	8/19/2021	Various ch	0069	ARK0000	4099999900	122		Other Chargebacks		15.00
1886531	8/19/2021	Various ch	0080	SDG0000	4033009000	999		Fund Cash Account	10.00	
1886531	8/19/2021	Various ch	0480	HCA0100	4041060000	999		Fund Cash Account	5.00	
					Totals for: 8/19/2021		***Count: 3***		***15.00***	***15.00***
1887003	8/20/2021	Various Cl	0069	ARK0000	4099999900	122		Other Chargebacks		545.00
1887003	8/20/2021	Various Cl	0645	BAA0100	4031068000	999		Fund Cash Account	70.00	
1887003	8/20/2021	Various Cl	0645	BAA0100	4038004000	999		Fund Cash Account	100.00	
1887003	8/20/2021	Various Cl	0645	BAA0100	4041028000	999		Fund Cash Account	225.00	
1887003	8/20/2021	Various Cl	0620	SMI0000	4031102000	999		Fund Cash Account	150.00	
					Totals for: 8/20/2021		***Count: 5***		***545.00***	***545.00***
1887382	8/23/2021	REV CHG	0069	ARK0000	4099999900	120		DF&A Chargebacks		2,250.00
1887382	8/23/2021	REV CHG	0630	AGA0000	4013006000	999		Fund Cash Account	2,250.00	
					Totals for: 8/23/2021		***Count: 2***		***2,250.00***	***2,250.00***
1887815	8/24/2021	NSF Chec	0069	ARK0000	4099999900	120		DF&A Chargebacks		30,166.70
1887823	8/24/2021	Various ch	0069	ARK0000	4099999900	122		Other Chargebacks		50.00
1887823	8/24/2021	Various ch	0390	TJW0100	4041004000	999		Fund Cash Account	50.00	
1887815	8/24/2021	NSF Chec	0610	AGA0000	4010005000	999	008009691	Fund Cash Account	1,596.81	
1887815	8/24/2021	NSF Chec	0610	AGA0000	4010006000	999	008009691	Fund Cash Account	5,700.00	
1887815	8/24/2021	NSF Chec	0610	AGA0000	4010001001	999	008009691	Fund Cash Account	21,054.46	
1887815	8/24/2021	NSF Chec	0610	AGA0000	4010000900	999	008009691	Fund Cash Account	253.95	
1887815	8/24/2021	NSF Chec	0930	TUT0000	4021009001	999	008009691	Fund Cash Account	1,561.48	
					Totals for: 8/24/2021		***Count: 8***		***30,216.70***	***30,216.70***
1888277	8/25/2021	Various Cl	0069	ARK0000	4099999900	122		Other Chargebacks		30.00

Checks Charged Off Detail

Start Date: 7/1/21 End Date: 6/29/22

Jnl. Entry #	Trx. Date	Ref #	Agency	Fund	Rev Code	Ledger	Ledger Desc.	Description	Debit Amount	Credit Amount
1888305	8/25/2021	Various Cl	0069	ARK0000	4099999900	122		Other Chargebacks		50.00
1888305	8/25/2021	Various Cl	0645	BAA2000	4031018000	999		Fund Cash Account	50.00	
1888277	8/25/2021	Various Cl	0248	NRE0001	4041012000	999		Fund Cash Account	30.00	
					Totals for: 8/25/2021		***Count: 4***		***80.00***	***80.00***
1889838	8/27/2021	Various Cl	0069	ARK0000	4099999900	122		Other Chargebacks		150.00
1889838	8/27/2021	Various Cl	0645	BAA0100	4033029000	999		Fund Cash Account	100.00	
1889838	8/27/2021	Various Cl	0208	NAT0000	4043002000	999		Fund Cash Account	50.00	
					Totals for: 8/27/2021		***Count: 3***		***150.00***	***150.00***
1890229	8/30/2021	REV CHG	0069	ARK0000	4099999900	120		DF&A Chargebacks		62.49
1890228	8/30/2021	Various Cl	0069	ARK0000	4099999900	122		Other Chargebacks		1,115.86
1890229	8/30/2021	REV CHG	0630	RRA0000	4020011000	999		Fund Cash Account	49.89	
1890229	8/30/2021	REV CHG	0630	TAX0000	4040016000	999		Fund Cash Account	12.60	
1890228	8/30/2021	Various Cl	0425	HSC0000	4023009000	999		Fund Cash Account	100.00	
1890228	8/30/2021	Various Cl	0425	TSI4500	4031026000	999		Fund Cash Account	100.00	
1890228	8/30/2021	Various Cl	0710	PWP2000	4047099000	999		Fund Cash Account	610.00	
1890228	8/30/2021	Various Cl	0960	SEF0100	4031005000	999		Fund Cash Account	17.00	
1890228	8/30/2021	Various Cl	0960	SMP0100	4031062000	999		Fund Cash Account	50.00	
1890228	8/30/2021	Various Cl	0990	MJA0100	4031005000	999		Fund Cash Account	10.00	
1890228	8/30/2021	Various Cl	0960	SEF0100	4041061000	999		Fund Cash Account	11.25	
1890228	8/30/2021	Various Cl	0289	NBP0000	4041006000	999		Fund Cash Account	217.61	
					Totals for: 8/30/2021		***Count: 12***		***1,178.35***	***1,178.35***
1891206	8/31/2021	Back Out	0610	AGA0000	1100001000	999		Fund Cash Account		100.00
1891206	8/31/2021	Back Out	0261	STR0000	1100001000	999		Fund Cash Account	100.00	
1891207	8/31/2021	Correct Jc	0610	AGA0000	1100001000	999		Fund Cash Account		100.00
1891207	8/31/2021	Correct Jc	0261	STR0000	1100001000	999		Fund Cash Account	100.00	

Checks Charged Off Detail

Start Date: 7/1/21 End Date: 6/29/22

Jnl. Entry #	Trx. Date	Ref #	Agency	Fund	Rev Code	Ledger	Ledger Desc.	Description	Debit Amount	Credit Amount
					Totals for: 8/31/2021		***Count: 4***		***200.00***	***200.00***
1891823	9/2/2021	VARIOUS	0069	ARK0000	4099999900	122		Other Chargebacks		6,398.86
1891823	9/2/2021	VARIOUS	0500	NED0006	4050001000	999		Fund Cash Account	6,398.86	
					Totals for: 9/2/2021		***Count: 2***		***6,398.86***	***6,398.86***
1892833	9/3/2021	NSF Chec	0069	ARK0000	4099999900	120		DF&A Chargebacks		19,077.59
1892833	9/3/2021	NSF Chec	0610	AGA0000	4010005000	999	008009713	Fund Cash Account	8,957.73	
1892833	9/3/2021	NSF Chec	0610	AGA0000	4010006000	999	008009713	Fund Cash Account	140.00	
1892833	9/3/2021	NSF Chec	0610	AGA0000	4010007000	999	008009713	Fund Cash Account	3,033.80	
1892833	9/3/2021	NSF Chec	0610	ARH0000	4040005000	999	008009713	Fund Cash Account	4,830.00	
1892833	9/3/2021	NSF Chec	0610	AGA0000	4010001001	999	008009713	Fund Cash Account	1,573.00	
1892833	9/3/2021	NSF Chec	0610	AGA0000	4010000900	999	008009713	Fund Cash Account	543.06	
					Totals for: 9/3/2021		***Count: 7***		***19,077.59***	***19,077.59***
1893222	9/7/2021	Various Cl	0069	ARK0000	4099999900	122		Other Chargebacks		410.00
1893222	9/7/2021	Various Cl	0930	MWW0000	4043002000	999		Fund Cash Account	160.00	
1893222	9/7/2021	Various Cl	0960	SMP0500	4033002000	999		Fund Cash Account	250.00	
					Totals for: 9/7/2021		***Count: 3***		***410.00***	***410.00***
1894705	9/9/2021	REV CHG	0069	ARK0000	4099999900	120		DF&A Chargebacks		25.00
1894705	9/9/2021	REV CHG	0630	SMI0000	4021058000	999		Fund Cash Account	25.00	
					Totals for: 9/9/2021		***Count: 2***		***25.00***	***25.00***
1895047	9/10/2021	NSF Chec	0069	ARK0000	4099999900	120		DF&A Chargebacks		32,972.67
1895047	9/10/2021	NSF Chec	0610	AGA0000	4010005000	999	008009729	Fund Cash Account	6,348.09	
1895047	9/10/2021	NSF Chec	0610	AGA0000	4010007000	999	008009729	Fund Cash Account	419.00	
1895047	9/10/2021	NSF Chec	0610	AGA0000	4013009000	999	008009729	Fund Cash Account	730.00	
1895047	9/10/2021	NSF Chec	0610	AGA0000	4010001001	999	008009729	Fund Cash Account	25,475.58	

Checks Charged Off Detail

Start Date: 7/1/21 End Date: 6/29/22

Jnl. Entry #	Trx. Date	Ref #	Agency	Fund	Rev Code	Ledger	Ledger Desc.	Description	Debit Amount	Credit Amount
					Totals for: 9/10/2021		***Count: 5***		***32,972.67***	***32,972.67***
1897701	9/17/2021	Various Cl	0069	ARK0000	4099999900	122		Other Chargebacks		486.00
1897701	9/17/2021	Various Cl	0645	BAA0100	4038004000	999		Fund Cash Account	50.00	
1897701	9/17/2021	Various Cl	0710	PWP2000	4047099000	999		Fund Cash Account	50.00	
1897701	9/17/2021	Various Cl	0930	SAC0000	4033001000	999		Fund Cash Account	225.00	
1897701	9/17/2021	Various Cl	0400	SPS0101	4031050000	999		Fund Cash Account	5.00	
1897701	9/17/2021	Various Cl	0645	MMT0200	4033027000	999		Fund Cash Account	80.00	
1897701	9/17/2021	Various Cl	0620	SMI0000	4031102000	999		Fund Cash Account	50.00	
1897701	9/17/2021	Various Cl	0645	THL0300	4041028000	999		Fund Cash Account	26.00	
					Totals for: 9/17/2021		***Count: 8***		***486.00***	***486.00***
1898073	9/20/2021	REV CHG	0069	ARK0000	4099999900	120		DF&A Chargebacks		25.00
1898073	9/20/2021	REV CHG	0630	SMI0000	4021058000	999		Fund Cash Account	25.00	
					Totals for: 9/20/2021		***Count: 2***		***25.00***	***25.00***
1898476	9/21/2021	NSF Chec	0069	ARK0000	4099999900	120		DF&A Chargebacks		28,025.17
1898476	9/21/2021	NSF Chec	0610	AGA0000	4010005000	999	008009759	Fund Cash Account	1,831.17	
1898476	9/21/2021	NSF Chec	0610	AGA0000	4010006000	999	008009759	Fund Cash Account	600.00	
1898476	9/21/2021	NSF Chec	0610	ARH0000	4040006000	999	008009759	Fund Cash Account	1,510.00	
1898476	9/21/2021	NSF Chec	0610	AGA0000	4010001001	999	008009759	Fund Cash Account	21,754.00	
1898476	9/21/2021	NSF Chec	0610	AGA0000	4010000900	999	008009759	Fund Cash Account	2,330.00	
					Totals for: 9/21/2021		***Count: 6***		***28,025.17***	***28,025.17***
1901466	9/28/2021	NSF Chec	0069	ARK0000	4099999900	120		DF&A Chargebacks		19,695.55
1901500	9/28/2021	Various Cl	0069	ARK0000	4099999900	122		Other Chargebacks		1,176.25
1901500	9/28/2021	Various Cl	0090	RRA0000	4033014000	999		Fund Cash Account	300.00	
1901500	9/28/2021	Various Cl	0248	NRE0001	4042002000	999		Fund Cash Account	20.00	
1901500	9/28/2021	Various Cl	0283	NPB0000	4043002000	999		Fund Cash Account	106.25	

Checks Charged Off Detail

Start Date: 7/1/21 End Date: 6/29/22

Jnl. Entry #	Trx. Date	Ref #	Agency	Fund	Rev Code	Ledger	Ledger Desc.	Description	Debit Amount	Credit Amount
1901500	9/28/2021	Various Cl	0390	TJW0100	4041028000	999		Fund Cash Account	100.00	
1901500	9/28/2021	Various Cl	0960	SMP0600	4033021000	999		Fund Cash Account	40.00	
1901500	9/28/2021	Various Cl	0960	SMP0500	4031100000	999		Fund Cash Account	250.00	
1901500	9/28/2021	Various Cl	0930	TPE0000	4031004000	999		Fund Cash Account	200.00	
1901500	9/28/2021	Various Cl	0292	NSA0000	4041007000	999		Fund Cash Account	60.00	
1901500	9/28/2021	Various Cl	0292	NSA0000	4042002000	999		Fund Cash Account	100.00	
1901466	9/28/2021	NSF Chec	0610	AGA0000	4010005000	999	008009772	Fund Cash Account	3,062.13	
1901466	9/28/2021	NSF Chec	0610	AGA0000	4010006000	999	008009772	Fund Cash Account	7,060.00	
1901466	9/28/2021	NSF Chec	0610	AGA0000	4010007000	999	008009772	Fund Cash Account	38.14	
1901466	9/28/2021	NSF Chec	0610	ARH0000	4040006000	999	008009772	Fund Cash Account	1,000.00	
1901466	9/28/2021	NSF Chec	0610	AGA0000	4010001001	999	008009772	Fund Cash Account	6,455.28	
1901466	9/28/2021	NSF Chec	0610	AGA0000	4010000900	999	008009772	Fund Cash Account	2,080.00	
				Totals for: 9/28/2021			***Count: 17***		***20,871.80***	***20,871.80***
1901905	9/29/2021	Various ch	0069	ARK0000	4099999900	122		Other Chargebacks		179.08
1901905	9/29/2021	Various ch	0470	MHC0100	4041028000	999		Fund Cash Account	179.08	
				Totals for: 9/29/2021			***Count: 2***		***179.08***	***179.08***
1902934	10/1/2021	VARIOUS	0069	ARK0000	4099999900	122		Other Chargebacks		339.00
1902934	10/1/2021	VARIOUS	0645	BAA0100	4038004000	999		Fund Cash Account	10.00	
1902934	10/1/2021	VARIOUS	0960	SMP0100	4031062000	999		Fund Cash Account	15.00	
1902934	10/1/2021	VARIOUS	0645	BAA2000	4031019000	999		Fund Cash Account	50.00	
1902934	10/1/2021	VARIOUS	0620	SMI0000	4031102000	999		Fund Cash Account	250.00	
1902934	10/1/2021	VARIOUS	0645	THL0300	4041028000	999		Fund Cash Account	14.00	
				Totals for: 10/1/2021			***Count: 6***		***339.00***	***339.00***
1905123	10/7/2021	NSF Chec	0069	ARK0000	4099999900	120		DF&A Chargebacks		80,184.42
1905123	10/7/2021	NSF Chec	0610	AGA0000	4010005000	999	008009784	Fund Cash Account	253.87	
1905123	10/7/2021	NSF Chec	0610	AGA0000	4010006000	999	008009784	Fund Cash Account	1,130.00	
1905123	10/7/2021	NSF Chec	0610	AGA0000	4010007000	999	008009784	Fund Cash Account	19,300.00	

Checks Charged Off Detail

Start Date: 7/1/21 End Date: 6/29/22

Jnl. Entry #	Trx. Date	Ref #	Agency	Fund	Rev Code	Ledger	Ledger Desc.	Description	Debit Amount	Credit Amount
1905123	10/7/2021	NSF Chec	0610	ARH0000	4040006000	999	008009784	Fund Cash Account	54,000.00	
1905123	10/7/2021	NSF Chec	0610	AGA0000	4010001001	999	008009784	Fund Cash Account	5,400.55	
1905123	10/7/2021	NSF Chec	0610	AGA0000	4010000900	999	008009784	Fund Cash Account	100.00	
					Totals for: 10/7/2021		***Count: 7***		***80,184.42***	***80,184.42***
1905832	10/11/2021	REV CHG	0069	ARK0000	4099999900	120		DF&A Chargebacks		17.46
1905832	10/11/2021	REV CHG	0630	RRA0000	4020011000	999		Fund Cash Account	17.46	
					Totals for: 10/11/2021		***Count: 2***		***17.46***	***17.46***
1906529	10/13/2021	NSF Chec	0069	ARK0000	4099999900	120		DF&A Chargebacks		137,243.46
1906529	10/13/2021	NSF Chec	0610	AGA0000	4010005000	999	008009792	Fund Cash Account	1,354.08	
1906529	10/13/2021	NSF Chec	0610	AGA0000	4010006000	999	008009792	Fund Cash Account	100,000.00	
1906529	10/13/2021	NSF Chec	0610	AGA0000	4010007000	999	008009792	Fund Cash Account	2,872.65	
1906529	10/13/2021	NSF Chec	0610	AGA0000	4010001001	999	008009792	Fund Cash Account	29,196.21	
1906529	10/13/2021	NSF Chec	0090	RRA0000	4020011001	999	008009792	Fund Cash Account	3,000.00	
1906529	10/13/2021	NSF Chec	0610	AGA0000	4010000900	999	008009792	Fund Cash Account	820.52	
					Totals for: 10/13/2021		***Count: 7***		***137,243.46***	***137,243.46***
1908476	10/18/2021	VARIOUS	0069	ARK0000	4099999900	122		Other Chargebacks		20.00
1908470	10/18/2021	VARIOUS	0069	ARK0000	4099999900	122		Other Chargebacks		1,439.52
1908470	10/18/2021	VARIOUS	0385	NVA0000	4044003000	999		Fund Cash Account	775.00	
1908470	10/18/2021	VARIOUS	0258	NTT0000	4043001000	999		Fund Cash Account	144.00	
1908470	10/18/2021	VARIOUS	0258	NTT0000	4043002000	999		Fund Cash Account	150.00	
1908470	10/18/2021	VARIOUS	0385	NVA0900	4044003000	999		Fund Cash Account	370.52	
1908476	10/18/2021	VARIOUS	0800	MLS0200	4033027000	999		Fund Cash Account	20.00	
					Totals for: 10/18/2021		***Count: 7***		***1,459.52***	***1,459.52***
1908962	10/19/2021	NSF Chec	0069	ARK0000	4099999900	120		DF&A Chargebacks		3,305.98
1908962	10/19/2021	NSF Chec	0610	AGA0000	4010005000	999	008009800	Fund Cash Account	2,827.63	

Checks Charged Off Detail

Start Date: 7/1/21 End Date: 6/29/22

Jnl. Entry #	Trx. Date	Ref #	Agency	Fund	Rev Code	Ledger	Ledger Desc.	Description	Debit Amount	Credit Amount
1908962	10/19/2021	NSF Chec	0610	AGA0000	4010007000	999	008009800	Fund Cash Account	332.00	
1908962	10/19/2021	NSF Chec	0610	AGA0000	4010001001	999	008009800	Fund Cash Account	5.00	
1908962	10/19/2021	NSF Chec	0610	AGA0000	4010000900	999	008009800	Fund Cash Account	141.35	
				Totals for: 10/19/2021			***Count: 5***		***3,305.98***	***3,305.98***
1910696	10/21/2021	Various Cl	0069	ARK0000	4099999900	122		Other Chargebacks		845.00
1910696	10/21/2021	Various Cl	0228	NEC0000	4041002000	999		Fund Cash Account	100.00	
1910696	10/21/2021	Various Cl	0248	NRE0001	4043002000	999		Fund Cash Account	50.00	
1910696	10/21/2021	Various Cl	0248	NRE0002	4041028000	999		Fund Cash Account	25.00	
1910696	10/21/2021	Various Cl	0710	PWP2000	4047099000	999		Fund Cash Account	320.00	
1910696	10/21/2021	Various Cl	0645	BAA2000	4031019000	999		Fund Cash Account	100.00	
1910696	10/21/2021	Various Cl	0645	BAA2000	4031017000	999		Fund Cash Account	50.00	
1910696	10/21/2021	Various Cl	0224	NLC0000	4043002000	999		Fund Cash Account	50.00	
1910696	10/21/2021	Various Cl	0268	NDB0000	4041002000	999		Fund Cash Account	150.00	
				Totals for: 10/21/2021			***Count: 9***		***845.00***	***845.00***
1911145	10/22/2021	Various Cl	0069	ARK0000	4099999900	122		Other Chargebacks		477.00
1911145	10/22/2021	Various Cl	0645	BAA0100	4031068000	999		Fund Cash Account	35.00	
1911145	10/22/2021	Various Cl	0645	BAA0100	4038004000	999		Fund Cash Account	12.00	
1911145	10/22/2021	Various Cl	0645	BAA0100	4041028000	999		Fund Cash Account	50.00	
1911145	10/22/2021	Various Cl	0800	MLS0100	4031012000	999		Fund Cash Account	25.00	
1911145	10/22/2021	Various Cl	0800	MLS0100	4033006000	999		Fund Cash Account	20.00	
1911145	10/22/2021	Various Cl	0800	MLS0200	4033027000	999		Fund Cash Account	75.00	
1911145	10/22/2021	Various Cl	0620	SMI0000	4031102000	999		Fund Cash Account	100.00	
1911145	10/22/2021	Various Cl	0645	THL0300	4041028000	999		Fund Cash Account	10.00	
1911145	10/22/2021	Various Cl	9910	SHA0200	4033028000	999		Fund Cash Account	150.00	
				Totals for: 10/22/2021			***Count: 10***		***477.00***	***477.00***
1911573	10/25/2021	REV CHG	0069	ARK0000	4099999900	120		DF&A Chargebacks		9,076.50
1911573	10/25/2021	REV CHG	0630	TAX0000	4040016000	999		Fund Cash Account	9,076.50	

Checks Charged Off Detail

Start Date: 7/1/21 End Date: 6/29/22

Jnl. Entry #	Trx. Date	Ref #	Agency	Fund	Rev Code	Ledger	Ledger Desc.	Description	Debit Amount	Credit Amount
					Totals for: 10/25/2021		***Count: 2***		***9,076.50***	***9,076.50***
1911986	10/26/2021	NSF Chec	0069	ARK0000	4099999900	120		DF&A Chargebacks		35,691.19
1911986	10/26/2021	NSF Chec	0610	AGA0000	4010005000	999	008009809	Fund Cash Account	13,418.19	
1911986	10/26/2021	NSF Chec	0610	AGA0000	4010006000	999	008009809	Fund Cash Account	15,000.00	
1911986	10/26/2021	NSF Chec	0610	AGA0000	4010007000	999	008009809	Fund Cash Account	2,483.00	
1911986	10/26/2021	NSF Chec	0610	AGA0000	4010001001	999	008009809	Fund Cash Account	4,140.00	
1911986	10/26/2021	NSF Chec	0610	AGA0000	4010000900	999	008009809	Fund Cash Account	650.00	
					Totals for: 10/26/2021		***Count: 6***		***35,691.19***	***35,691.19***
1912395	10/27/2021	Various ch	0069	ARK0000	4099999900	122		Other Chargebacks		80.00
1912395	10/27/2021	Various ch	0930	MWW0000	4043002000	999		Fund Cash Account	80.00	
					Totals for: 10/27/2021		***Count: 2***		***80.00***	***80.00***
1912825	10/28/2021	Various ch	0069	ARK0000	4099999900	122		Other Chargebacks		10.00
1912825	10/28/2021	Various ch	0520	NRS0001	4041002000	999		Fund Cash Account	10.00	
					Totals for: 10/28/2021		***Count: 2***		***10.00***	***10.00***
1915149	11/3/2021	NSF Chec	0069	ARK0000	4099999900	120		DF&A Chargebacks		172,397.83
1915149	11/3/2021	NSF Chec	0610	AGA0000	4010005000	999	008009822	Fund Cash Account	139,433.36	
1915149	11/3/2021	NSF Chec	0610	AGA0000	4010006000	999	008009822	Fund Cash Account	14,717.00	
1915149	11/3/2021	NSF Chec	0610	AGA0000	4010007000	999	008009822	Fund Cash Account	1,102.24	
1915149	11/3/2021	NSF Chec	0610	ARH0000	4040005000	999	008009822	Fund Cash Account	182.00	
1915149	11/3/2021	NSF Chec	0610	AGA0000	4010001001	999	008009822	Fund Cash Account	15,558.71	
1915149	11/3/2021	NSF Chec	0610	AGA0000	4010000900	999	008009822	Fund Cash Account	1,404.52	
					Totals for: 11/3/2021		***Count: 7***		***172,397.83***	***172,397.83***
1916292	11/4/2021	NSF Chec	0069	ARK0000	4099999900	120		DF&A Chargebacks		22,513.00
1916292	11/4/2021	NSF Chec	0610	AGA0000	4010005000	999	008009825	Fund Cash Account	22,513.00	

Checks Charged Off Detail

Start Date: 7/1/21 End Date: 6/29/22

Jnl. Entry #	Trx. Date	Ref #	Agency	Fund	Rev Code	Ledger	Ledger Desc.	Description	Debit Amount	Credit Amount
					Totals for: 11/4/2021		***Count: 2***		***22,513.00***	***22,513.00***
1917453	11/9/2021	various ch	0069	ARK0000	4099999900	122		Other Chargebacks		1,153.20
1917453	11/9/2021	various ch	0645	BAA0100	4031068000	999		Fund Cash Account	70.00	
1917453	11/9/2021	various ch	0645	BAA0100	4031069000	999		Fund Cash Account	1,033.20	
1917453	11/9/2021	various ch	0620	SMI0000	4031102000	999		Fund Cash Account	50.00	
					Totals for: 11/9/2021		***Count: 4***		***1,153.20***	***1,153.20***
1917854	11/10/2021	NSF Chec	0069	ARK0000	4099999900	120		DF&A Chargebacks		35,646.35
1917854	11/10/2021	NSF Chec	0610	AGA0000	4010005000	999	008009835	Fund Cash Account	3,935.16	
1917854	11/10/2021	NSF Chec	0610	AGA0000	4010006000	999	008009835	Fund Cash Account	3,000.00	
1917854	11/10/2021	NSF Chec	0610	AGA0000	4010007000	999	008009835	Fund Cash Account	6,833.81	
1917854	11/10/2021	NSF Chec	0610	AGA0000	4010001001	999	008009835	Fund Cash Account	21,877.38	
					Totals for: 11/10/2021		***Count: 5***		***35,646.35***	***35,646.35***
1918335	11/12/2021	Various ch	0069	ARK0000	4099999900	122		Other Chargebacks		10,500.00
1918335	11/12/2021	Various ch	0710	MHS0100	4050001000	999		Fund Cash Account	10,500.00	
					Totals for: 11/12/2021		***Count: 2***		***10,500.00***	***10,500.00***
1918682	11/15/2021	REV CHG	0069	ARK0000	4099999900	120		DF&A Chargebacks		1,473.00
1918682	11/15/2021	REV CHG	0630	TAX0000	4040016000	999		Fund Cash Account	1,473.00	
					Totals for: 11/15/2021		***Count: 2***		***1,473.00***	***1,473.00***
1919468	11/17/2021	Various Cl	0069	ARK0000	4099999900	122		Other Chargebacks		50.00
1919468	11/17/2021	Various Cl	0390	TJW0100	4041004000	999		Fund Cash Account	50.00	
					Totals for: 11/17/2021		***Count: 2***		***50.00***	***50.00***
1921606	11/19/2021	NSF Chec	0069	ARK0000	4099999900	120		DF&A Chargebacks		7,875.10
1921606	11/19/2021	NSF Chec	0610	AGA0000	4010005000	999	008009850	Fund Cash Account	4,032.64	

Checks Charged Off Detail

Start Date: 7/1/21 End Date: 6/29/22

Jnl. Entry #	Trx. Date	Ref #	Agency	Fund	Rev Code	Ledger	Ledger Desc.	Description	Debit Amount	Credit Amount
1921606	11/19/2021	NSF Chec	0610	AGA0000	4010001001	999	008009850	Fund Cash Account	3,842.46	
					Totals for: 11/19/2021		***Count: 3***		***7,875.10***	***7,875.10***
1922021	11/22/2021	REV CHG	0069	ARK0000	4099999900	120		DF&A Chargebacks		100.00
1922021	11/22/2021	REV CHG	0630	AGA0000	4013004000	999		Fund Cash Account	100.00	
					Totals for: 11/22/2021		***Count: 2***		***100.00***	***100.00***
1922509	11/23/2021	VAR CHG	0279	SDB0100	4033027000	999		Fund Cash Account		60.00
1922509	11/23/2021	VAR CHG	0280	NBO0000	4043002000	999		Fund Cash Account	60.00	
					Totals for: 11/23/2021		***Count: 2***		***60.00***	***60.00***
1922933	11/24/2021	NSF Chec	0069	ARK0000	4099999900	120		DF&A Chargebacks		37,248.72
1922933	11/24/2021	NSF Chec	0610	AGA0000	4010005000	999	008009855	Fund Cash Account	14,229.29	
1922933	11/24/2021	NSF Chec	0610	AGA0000	4010007000	999	008009855	Fund Cash Account	8,135.15	
1922933	11/24/2021	NSF Chec	0610	ARH0000	4040005000	999	008009855	Fund Cash Account	993.32	
1922933	11/24/2021	NSF Chec	0610	AGA0000	4010001001	999	008009855	Fund Cash Account	12,341.54	
1922933	11/24/2021	NSF Chec	0610	AGA0000	4010000900	999	008009855	Fund Cash Account	1,549.42	
					Totals for: 11/24/2021		***Count: 6***		***37,248.72***	***37,248.72***
1923431	11/29/2021	REV CHG	0069	ARK0000	4099999900	120		DF&A Chargebacks		850.00
1923436	11/29/2021	Various ch	0069	ARK0000	4099999900	122		Other Chargebacks		4,547.62
1923438	11/29/2021	VARIOUS	0069	ARK0000	4099999900	122		Other Chargebacks		1,213.90
1923436	11/29/2021	Various ch	0090	RRA0000	4047099000	999		Fund Cash Account	3,355.62	
1923436	11/29/2021	Various ch	0248	NRE0001	4041012000	999		Fund Cash Account	60.00	
1923436	11/29/2021	Various ch	0645	BAA0100	4031068000	999		Fund Cash Account	105.00	
1923436	11/29/2021	Various ch	0645	BAA0100	4038004000	999		Fund Cash Account	5.00	
1923436	11/29/2021	Various ch	0710	PWP2000	4047099000	999		Fund Cash Account	10.00	
1923436	11/29/2021	Various ch	0710	PWP2000	4047099000	999		Fund Cash Account	80.00	
1923436	11/29/2021	Various ch	0645	BAA2000	4031019000	999		Fund Cash Account	50.00	

Checks Charged Off Detail

Start Date: 7/1/21 End Date: 6/29/22

Jnl. Entry #	Trx. Date	Ref #	Agency	Fund	Rev Code	Ledger	Ledger Desc.	Description	Debit Amount	Credit Amount
1923436	11/29/2021	Various ch	0206	NAI0000	4041007000	999		Fund Cash Account	600.00	
1923436	11/29/2021	Various ch	0268	NDB0000	4041002000	999		Fund Cash Account	75.00	
1923436	11/29/2021	Various ch	0620	SMI0000	4031102000	999		Fund Cash Account	100.00	
1923436	11/29/2021	Various ch	0645	THL0300	4041028000	999		Fund Cash Account	7.00	
1923436	11/29/2021	Various ch	0320	SAB0100	4043002000	999		Fund Cash Account	100.00	
1923438	11/29/2021	VARIOUS	0090	RRA0000	4047099000	999		Fund Cash Account	237.03	
1923438	11/29/2021	VARIOUS	0090	RRA0000	4047099000	999		Fund Cash Account	976.87	
1923519	11/29/2021	REV CHG	0630	AGA0000	4013004000	999		Fund Cash Account		100.00
1923519	11/29/2021	REV CHG	0630	STR0100	4033031000	999		Fund Cash Account	100.00	
1923431	11/29/2021	REV CHG	0630	SMI0000	4022012000	999		Fund Cash Account	850.00	
				Totals for: 11/29/2021			***Count: 20***		***6,711.52***	***6,711.52***
1925954	12/3/2021	NSF Chec	0069	ARK0000	4099999900	120		DF&A Chargebacks		24,645.83
1925977	12/3/2021	Various Cl	0069	ARK0000	4099999900	122		Other Chargebacks		3,080.00
1925954	12/3/2021	NSF Chec	0610	AGA0000	4010005000	999	008009867	Fund Cash Account	352.31	
1925954	12/3/2021	NSF Chec	0610	AGA0000	4010006000	999	008009867	Fund Cash Account	4,520.00	
1925954	12/3/2021	NSF Chec	0610	AGA0000	4010007000	999	008009867	Fund Cash Account	130.08	
1925954	12/3/2021	NSF Chec	0610	AGA0000	4010001001	999	008009867	Fund Cash Account	19,384.34	
1925954	12/3/2021	NSF Chec	0610	AGA0000	4010000900	999	008009867	Fund Cash Account	259.10	
1925977	12/3/2021	Various Cl	0023	MJF0100	4041028000	999		Fund Cash Account	485.00	
1925977	12/3/2021	Various Cl	0150	SML0000	4023015000	999		Fund Cash Account	25.00	
1925977	12/3/2021	Various Cl	0430	SIL0100	4033015000	999		Fund Cash Account	425.00	
1925977	12/3/2021	Various Cl	0620	TAJ0300	4041028000	999		Fund Cash Account	757.50	
1925977	12/3/2021	Various Cl	0710	PWP2000	4047099000	999		Fund Cash Account	60.00	
1925977	12/3/2021	Various Cl	0960	SEF0100	4031005000	999		Fund Cash Account	15.00	
1925977	12/3/2021	Various Cl	0960	SMP0100	4031075000	999		Fund Cash Account	10.00	
1925977	12/3/2021	Various Cl	0960	SMP8800	4022004000	999		Fund Cash Account	455.00	
1925977	12/3/2021	Various Cl	0990	MJA0100	4031005000	999		Fund Cash Account	10.00	
1925977	12/3/2021	Various Cl	0620	SEP0000	4021029000	999		Fund Cash Account	62.50	
1925977	12/3/2021	Various Cl	0224	NLC0000	4043002000	999		Fund Cash Account	100.00	

Checks Charged Off Detail

Start Date: 7/1/21 End Date: 6/29/22

Jnl. Entry #	Trx. Date	Ref #	Agency	Fund	Rev Code	Ledger	Ledger Desc.	Description	Debit Amount	Credit Amount
1925977	12/3/2021	Various Cl	0610	SDV0000	4021055000	999		Fund Cash Account	25.00	
1925977	12/3/2021	Various Cl	0390	TJW0100	4041004000	999		Fund Cash Account	100.00	
1925977	12/3/2021	Various Cl	9910	SHA0200	4033028000	999		Fund Cash Account	550.00	
					Totals for: 12/3/2021		***Count: 21***		***27,725.83***	***27,725.83***
1927120	12/8/2021	NSF Chec	0069	ARK0000	4099999900	120		DF&A Chargebacks		42,326.69
1927120	12/8/2021	NSF Chec	0610	AGA0000	4010005000	999	008009877	Fund Cash Account	2,673.06	
1927120	12/8/2021	NSF Chec	0610	AGA0000	4010006000	999	008009877	Fund Cash Account	5,000.00	
1927120	12/8/2021	NSF Chec	0610	AGA0000	4010007000	999	008009877	Fund Cash Account	3,519.78	
1927120	12/8/2021	NSF Chec	0610	AGA0000	4013009000	999	008009877	Fund Cash Account	19,483.00	
1927120	12/8/2021	NSF Chec	0610	AGA0000	4010001001	999	008009877	Fund Cash Account	10,500.00	
1927120	12/8/2021	NSF Chec	0610	AGA0000	4010000900	999	008009877	Fund Cash Account	122.00	
1927120	12/8/2021	NSF Chec	0930	TUT0000	4021009001	999	008009877	Fund Cash Account	1,028.85	
					Totals for: 12/8/2021		***Count: 8***		***42,326.69***	***42,326.69***
1927508	12/9/2021	NSF Chec	0069	ARK0000	4099999900	120		DF&A Chargebacks		1,900.00
1927508	12/9/2021	NSF Chec	0610	AGA0000	4010006000	999	008009878	Fund Cash Account	1,900.00	
					Totals for: 12/9/2021		***Count: 2***		***1,900.00***	***1,900.00***
1929419	12/15/2021	REV CHG	0069	ARK0000	4099999900	120		DF&A Chargebacks		798.13
1929419	12/15/2021	REV CHG	0630	TAX0000	4040016000	999		Fund Cash Account	798.13	
					Totals for: 12/15/2021		***Count: 2***		***798.13***	***798.13***
1930569	12/16/2021	NSF Chec	0069	ARK0000	4099999900	120		DF&A Chargebacks		12,335.72
1930605	12/16/2021	Various Cl	0069	ARK0000	4099999900	122		Other Chargebacks		75.00
1930605	12/16/2021	Various Cl	0248	NRE0001	4043002000	999		Fund Cash Account	50.00	
1930605	12/16/2021	Various Cl	0248	NRE0002	4041028000	999		Fund Cash Account	25.00	
1930569	12/16/2021	NSF Chec	0610	AGA0000	4010005000	999	008009893	Fund Cash Account	159.42	
1930569	12/16/2021	NSF Chec	0610	AGA0000	4010006000	999	008009893	Fund Cash Account	2,700.00	

Checks Charged Off Detail

Start Date: 7/1/21 End Date: 6/29/22

Jnl. Entry #	Trx. Date	Ref #	Agency	Fund	Rev Code	Ledger	Ledger Desc.	Description	Debit Amount	Credit Amount
1930569	12/16/2021	NSF Chec	0610	AGA0000	4010001001	999	008009893	Fund Cash Account	7,733.40	
1930569	12/16/2021	NSF Chec	0090	RRA0000	4020011001	999	008009893	Fund Cash Account	792.50	
1930569	12/16/2021	NSF Chec	0610	ARHDSMV	4040022000	999	008009893	Fund Cash Account	950.40	
					Totals for: 12/16/2021		***Count: 9***		***12,410.72***	***12,410.72***
1931852	12/20/2021	REV CHG	0069	ARK0000	4099999900	120		DF&A Chargebacks		12.60
1931847	12/20/2021	VARIOUS	0069	ARK0000	4099999900	122		Other Chargebacks		115,823.50
1931847	12/20/2021	VARIOUS	0455	NSW0101	4047009700	999		Fund Cash Account	2,301.14	
1931847	12/20/2021	VARIOUS	0455	NSW0101	4049017000	999		Fund Cash Account	1,831.36	
1931847	12/20/2021	VARIOUS	0930	TPE0000	4031002000	999		Fund Cash Account	36,698.20	
1931847	12/20/2021	VARIOUS	0930	TPE0000	4031004000	999		Fund Cash Account	200.00	
1931847	12/20/2021	VARIOUS	0930	TPET500	4031002000	999		Fund Cash Account	74,792.80	
1931852	12/20/2021	REV CHG	0630	TAX0000	4040016000	999		Fund Cash Account	12.60	
					Totals for: 12/20/2021		***Count: 8***		***115,836.10***	***115,836.10***
1932785	12/22/2021	NSF Chec	0069	ARK0000	4099999900	120		DF&A Chargebacks		79,484.03
1932816	12/22/2021	Various ch	0069	ARK0000	4099999900	122		Other Chargebacks		200.00
1932816	12/22/2021	Various ch	0224	NLC0000	4043002000	999		Fund Cash Account	200.00	
1932785	12/22/2021	NSF Chec	0610	AGA0000	4010005000	999	008009900	Fund Cash Account	11,700.38	
1932785	12/22/2021	NSF Chec	0610	AGA0000	4010006000	999	008009900	Fund Cash Account	4,965.76	
1932785	12/22/2021	NSF Chec	0610	AGA0000	4010007000	999	008009900	Fund Cash Account	31,871.26	
1932785	12/22/2021	NSF Chec	0610	AGA0000	4010001001	999	008009900	Fund Cash Account	30,233.43	
1932785	12/22/2021	NSF Chec	0610	AGA0000	4010000900	999	008009900	Fund Cash Account	713.20	
					Totals for: 12/22/2021		***Count: 8***		***79,684.03***	***79,684.03***
1934156	12/29/2021	NSF Chec	0069	ARK0000	4099999900	120		DF&A Chargebacks		9,952.75
1934190	12/29/2021	Var chgba	0069	ARK0000	4099999900	122		Other Chargebacks		125.00
1934156	12/29/2021	NSF Chec	0610	AGA0000	4010005000	999	008009907	Fund Cash Account	747.92	
1934156	12/29/2021	NSF Chec	0610	AGA0000	4010006000	999	008009907	Fund Cash Account	5,000.00	
1934156	12/29/2021	NSF Chec	0610	AGA0000	4010007000	999	008009907	Fund Cash Account	688.83	

Checks Charged Off Detail

Start Date: 7/1/21 End Date: 6/29/22

Jnl. Entry #	Trx. Date	Ref #	Agency	Fund	Rev Code	Ledger	Ledger Desc.	Description	Debit Amount	Credit Amount
1934156	12/29/2021	NSF Chec	0610	AGA0000	4010001001	999	008009907	Fund Cash Account	3,516.00	
1934190	12/29/2021	Var chgba	0710	PWE9100	6990003100	999		Fund Cash Account	125.00	
					Totals for: 12/29/2021		***Count: 7***		***10,077.75***	***10,077.75***
1941535	1/5/2022	NSF Chec	0069	ARK0000	4099999900	120		DF&A Chargebacks		25,701.61
1941569	1/5/2022	Various ch	0069	ARK0000	4099999900	122		Other Chargebacks		4,140.00
1941569	1/5/2022	Various ch	0080	SDG0000	4033009000	999		Fund Cash Account	60.00	
1941569	1/5/2022	Various ch	0255	MHR0100	4041008000	999		Fund Cash Account	250.00	
1941569	1/5/2022	Various ch	0960	SMP0100	4031075000	999		Fund Cash Account	20.00	
1941569	1/5/2022	Various ch	0960	SMP0500	4033002000	999		Fund Cash Account	250.00	
1941569	1/5/2022	Various ch	0400	SPS0101	4031058000	999		Fund Cash Account	3,468.00	
1941569	1/5/2022	Various ch	0400	SPS0101	4033027000	999		Fund Cash Account	92.00	
1941535	1/5/2022	NSF Chec	0610	AGA0000	4010005000	999	008009915	Fund Cash Account	7,428.20	
1941535	1/5/2022	NSF Chec	0610	AGA0000	4010006000	999	008009915	Fund Cash Account	750.00	
1941535	1/5/2022	NSF Chec	0610	AGA0000	4010007000	999	008009915	Fund Cash Account	819.66	
1941535	1/5/2022	NSF Chec	0610	ARH0000	4040006000	999	008009915	Fund Cash Account	13,500.00	
1941535	1/5/2022	NSF Chec	0610	AGA0000	4010001001	999	008009915	Fund Cash Account	1,865.00	
1941535	1/5/2022	NSF Chec	0610	AGA0000	4010000900	999	008009915	Fund Cash Account	1,338.75	
					Totals for: 1/5/2022		***Count: 14***		***29,841.61***	***29,841.61***
1942651	1/6/2022	Various ch	0069	ARK0000	4099999900	122		Other Chargebacks		101,737.89
1942651	1/6/2022	Various ch	0645	BAA0100	4031068000	999		Fund Cash Account	147.50	
1942651	1/6/2022	Various ch	0645	BAA0100	4033029000	999		Fund Cash Account	200.00	
1942651	1/6/2022	Various ch	0710	FWF3000	6990003000	999		Fund Cash Account	1,913.52	
1942651	1/6/2022	Various ch	0710	PWD8600	4050001000	999		Fund Cash Account	1,061.86	
1942651	1/6/2022	Various ch	0710	PWE9100	6990003100	999		Fund Cash Account	188.17	
1942651	1/6/2022	Various ch	0710	PWP2000	4047099000	999		Fund Cash Account	280.00	
1942651	1/6/2022	Various ch	0710	PWP2500	4047099000	999		Fund Cash Account	10.00	
1942651	1/6/2022	Various ch	0710	PWP4500	6080002000	999		Fund Cash Account	200.00	
1942651	1/6/2022	Various ch	0710	TMP0300	4041047000	999		Fund Cash Account	97,526.84	

Checks Charged Off Detail

Start Date: 7/1/21 End Date: 6/29/22

Jnl. Entry #	Trx. Date	Ref #	Agency	Fund	Rev Code	Ledger	Ledger Desc.	Description	Debit Amount	Credit Amount
1942651	1/6/2022	Various ch	0270	NDL0000	4043002000	999		Fund Cash Account	110.00	
1942651	1/6/2022	Various ch	0620	SMI0000	4031102000	999		Fund Cash Account	100.00	
					Totals for: 1/6/2022		***Count: 12***		***101,737.89***	***101,737.89***
1942754	1/7/2022	Various ch	0069	ARK0000	4099999900	122		Other Chargebacks		5,302.00
1942754	1/7/2022	Various ch	0645	BAA0100	4031068000	999		Fund Cash Account	105.00	
1942754	1/7/2022	Various ch	0645	BAA0100	4031072000	999		Fund Cash Account	4,035.00	
1942754	1/7/2022	Various ch	0645	BAA0100	4038004000	999		Fund Cash Account	33.00	
1942754	1/7/2022	Various ch	0645	SHL0000	4033010000	999		Fund Cash Account	25.00	
1942754	1/7/2022	Various ch	0645	MHF0000	4033027000	999		Fund Cash Account	1,000.00	
1942754	1/7/2022	Various ch	0620	SMI0000	4031102000	999		Fund Cash Account	50.00	
1942754	1/7/2022	Various ch	0645	THL0300	4041028000	999		Fund Cash Account	54.00	
					Totals for: 1/7/2022		***Count: 8***		***5,302.00***	***5,302.00***
1944257	1/12/2022	NSF Chec	0069	ARK0000	4099999900	120		DF&A Chargebacks		82,631.04
1944289	1/12/2022	Correct Jc	0069	ARK0000	4099999900	120		DF&A Chargebacks		2,175.00
1944288	1/12/2022	Back Out	0069	ARK0000	4099999900	270		Bank Of America	2,175.00	
1944257	1/12/2022	NSF Chec	0610	AGA0000	4010005000	999	008009925	Fund Cash Account	9,166.53	
1944257	1/12/2022	NSF Chec	0610	AGA0000	4010006000	999	008009925	Fund Cash Account	500.00	
1944257	1/12/2022	NSF Chec	0610	AGA0000	4010001001	999	008009925	Fund Cash Account	72,684.51	
1944257	1/12/2022	NSF Chec	0610	AGA0000	4010000900	999	008009925	Fund Cash Account	280.00	
1944288	1/12/2022	Back Out	0630	AGA0000	4012003000	999		Fund Cash Account		1,800.00
1944288	1/12/2022	Back Out	0630	AGA0000	4013006000	999		Fund Cash Account		375.00
1944289	1/12/2022	Correct Jc	0630	AGA0000	4012003000	999		Fund Cash Account	1,800.00	
1944289	1/12/2022	Correct Jc	0630	AGA0000	4013006000	999		Fund Cash Account	375.00	
					Totals for: 1/12/2022		***Count: 11***		***86,981.04***	***86,981.04***
1948903	1/25/2022	Rev ChgB	0069	ARK0000	4099999900	120		DF&A Chargebacks		1,500.00
1948903	1/25/2022	Rev ChgB	0630	AGA0000	4012003000	999		Fund Cash Account	1,500.00	

Checks Charged Off Detail

Start Date: 7/1/21 End Date: 6/29/22

Jnl. Entry #	Trx. Date	Ref #	Agency	Fund	Rev Code	Ledger	Ledger Desc.	Description	Debit Amount	Credit Amount
					Totals for: 1/25/2022		***Count: 2***		***1,500.00***	***1,500.00***
1949320	1/26/2022	NSF Chec	0069	ARK0000	4099999900	120		DF&A Chargebacks		29,000.77
1949320	1/26/2022	NSF Chec	0610	AGA0000	4010005000	999	008009942	Fund Cash Account	1,726.16	
1949320	1/26/2022	NSF Chec	0610	AGA0000	4010006000	999	008009942	Fund Cash Account	20,711.00	
1949320	1/26/2022	NSF Chec	0610	AGA0000	4010001001	999	008009942	Fund Cash Account	6,563.61	
					Totals for: 1/26/2022		***Count: 4***		***29,000.77***	***29,000.77***
1950494	1/27/2022	Various Cl	0069	ARK0000	4099999900	122		Other Chargebacks		141.25
1950494	1/27/2022	Various Cl	0283	NPB0000	4043002000	999		Fund Cash Account	141.25	
					Totals for: 1/27/2022		***Count: 2***		***141.25***	***141.25***
1951372	1/31/2022	NSF Chec	0069	ARK0000	4099999900	120		DF&A Chargebacks		20,205.28
1951372	1/31/2022	NSF Chec	0610	AGA0000	4010005000	999	008009949	Fund Cash Account	9,809.46	
1951372	1/31/2022	NSF Chec	0610	AGA0000	4010006000	999	008009949	Fund Cash Account	4,396.00	
1951372	1/31/2022	NSF Chec	0610	ARH0000	4040005000	999	008009949	Fund Cash Account	177.03	
1951372	1/31/2022	NSF Chec	0610	AGA0000	4010001001	999	008009949	Fund Cash Account	5,632.79	
1951372	1/31/2022	NSF Chec	0610	AGA0000	4010000900	999	008009949	Fund Cash Account	190.00	
					Totals for: 1/31/2022		***Count: 6***		***20,205.28***	***20,205.28***
1952743	2/3/2022	NSF Chec	0069	ARK0000	4099999900	120		DF&A Chargebacks		88,629.65
1952743	2/3/2022	NSF Chec	0610	AGA0000	4010005000	999	008009956	Fund Cash Account	3,743.04	
1952743	2/3/2022	NSF Chec	0610	AGA0000	4010006000	999	008009956	Fund Cash Account	12,826.00	
1952743	2/3/2022	NSF Chec	0610	AGA0000	4010007000	999	008009956	Fund Cash Account	4,895.23	
1952743	2/3/2022	NSF Chec	0610	ARH0000	4040005000	999	008009956	Fund Cash Account	25,413.00	
1952743	2/3/2022	NSF Chec	0610	AGA0000	4010001001	999	008009956	Fund Cash Account	41,581.00	
1952743	2/3/2022	NSF Chec	0610	AGA0000	4010000900	999	008009956	Fund Cash Account	171.38	
					Totals for: 2/3/2022		***Count: 7***		***88,629.65***	***88,629.65***

Checks Charged Off Detail

Start Date: 7/1/21 End Date: 6/29/22

Jnl. Entry #	Trx. Date	Ref #	Agency	Fund	Rev Code	Ledger	Ledger Desc.	Description	Debit Amount	Credit Amount
1953224	2/7/2022	Various ch	0069	ARK0000	4099999900	122		Other Chargebacks		1,384.00
1953224	2/7/2022	Various ch	0645	BAA0100	4038004000	999		Fund Cash Account	40.00	
1953224	2/7/2022	Various ch	0645	SHL0000	4033010000	999		Fund Cash Account	75.00	
1953224	2/7/2022	Various ch	0645	BAA2000	4031019000	999		Fund Cash Account	50.00	
1953224	2/7/2022	Various ch	0645	BAA2000	4031017000	999		Fund Cash Account	25.00	
1953224	2/7/2022	Various ch	0645	MHF0000	4033027000	999		Fund Cash Account	1,000.00	
1953224	2/7/2022	Various ch	0645	MMT0200	4033027000	999		Fund Cash Account	80.00	
1953224	2/7/2022	Various ch	0620	SMI0000	4031102000	999		Fund Cash Account	100.00	
1953224	2/7/2022	Various ch	0645	THL0300	4041028000	999		Fund Cash Account	14.00	
				Totals for: 2/7/2022			***Count: 9***		***1,384.00***	***1,384.00***
1953969	2/9/2022	Various ch	0069	ARK0000	4099999900	122		Other Chargebacks		2,217.00
1953969	2/9/2022	Various ch	0710	PWP4500	6080002000	999		Fund Cash Account	50.00	
1953969	2/9/2022	Various ch	0800	MLS0100	4033006000	999		Fund Cash Account	17.00	
1953969	2/9/2022	Various ch	0800	MLS0200	4033027000	999		Fund Cash Account	50.00	
1953969	2/9/2022	Various ch	0960	SMP0100	4031062000	999		Fund Cash Account	30.00	
1953969	2/9/2022	Various ch	0960	SMP0600	4033021000	999		Fund Cash Account	450.00	
1953969	2/9/2022	Various ch	0385	NVA0000	4044003000	999		Fund Cash Account	775.00	
1953969	2/9/2022	Various ch	0265	NCH0000	4042002000	999		Fund Cash Account	200.00	
1953969	2/9/2022	Various ch	0224	NLC0000	4043002000	999		Fund Cash Account	120.00	
1953969	2/9/2022	Various ch	0265	NCH0000	4041007000	999		Fund Cash Account	500.00	
1953969	2/9/2022	Various ch	0265	NCH0000	4041041000	999		Fund Cash Account	25.00	
				Totals for: 2/9/2022			***Count: 11***		***2,217.00***	***2,217.00***
1955000	2/10/2022	NSF Chec	0069	ARK0000	4099999900	120		DF&A Chargebacks		17,194.74
1955062	2/10/2022	Various Cl	0069	ARK0000	4099999900	122		Other Chargebacks		452.50
1955000	2/10/2022	NSF Chec	0610	AGA0000	4010005000	999	008009962	Fund Cash Account	8,059.65	
1955000	2/10/2022	NSF Chec	0610	AGA0000	4010006000	999	008009962	Fund Cash Account	1,450.00	
1955000	2/10/2022	NSF Chec	0610	AGA0000	4010007000	999	008009962	Fund Cash Account	2,458.48	
1955000	2/10/2022	NSF Chec	0610	AGA0000	4010001001	999	008009962	Fund Cash Account	4,705.00	

Checks Charged Off Detail

Start Date: 7/1/21 End Date: 6/29/22

Jnl. Entry #	Trx. Date	Ref #	Agency	Fund	Rev Code	Ledger	Ledger Desc.	Description	Debit Amount	Credit Amount
1955000	2/10/2022	NSF Chec	0610	AGA0000	4010000900	999	008009962	Fund Cash Account	521.61	
1955062	2/10/2022	Various Cl	0248	NRE0001	4041002000	999		Fund Cash Account	100.00	
1955062	2/10/2022	Various Cl	0248	NRE0001	4041007000	999		Fund Cash Account	180.00	
1955062	2/10/2022	Various Cl	0248	NRE0001	4041028000	999		Fund Cash Account	82.50	
1955062	2/10/2022	Various Cl	0248	NRE0001	4042002000	999		Fund Cash Account	40.00	
1955062	2/10/2022	Various Cl	0248	NRE0001	4050003000	999		Fund Cash Account	50.00	
					Totals for: 2/10/2022		***Count: 12***		***17,647.24***	***17,647.24***
1955500	2/11/2022	Various Cl	0069	ARK0000	4099999900	122		Other Chargebacks		28,612.56
1955500	2/11/2022	Various Cl	0283	NPB0000	4043002000	999		Fund Cash Account	35.00	
1955500	2/11/2022	Various Cl	0425	TSI4500	4031026000	999		Fund Cash Account	10.00	
1955500	2/11/2022	Various Cl	0710	PWD8600	4050003000	999		Fund Cash Account	80.00	
1955500	2/11/2022	Various Cl	0710	PWP2000	4047099000	999		Fund Cash Account	10.00	
1955500	2/11/2022	Various Cl	0710	PWP4500	6080002000	999		Fund Cash Account	250.00	
1955500	2/11/2022	Various Cl	0710	TMP0300	4041047000	999		Fund Cash Account	27,717.56	
1955500	2/11/2022	Various Cl	0645	SHL0000	4033010000	999		Fund Cash Account	325.00	
1955500	2/11/2022	Various Cl	0292	NSA0000	4041007000	999		Fund Cash Account	100.00	
1955500	2/11/2022	Various Cl	0865	NNH0710	4047002000	999		Fund Cash Account	85.00	
					Totals for: 2/11/2022		***Count: 10***		***28,612.56***	***28,612.56***
1956776	2/16/2022	NSF Chec	0069	ARK0000	4099999900	120		DF&A Chargebacks		17,874.58
1956776	2/16/2022	NSF Chec	0610	AGA0000	4010005000	999	008009973	Fund Cash Account	1,342.94	
1956776	2/16/2022	NSF Chec	0610	AGA0000	4010006000	999	008009973	Fund Cash Account	6,200.00	
1956776	2/16/2022	NSF Chec	0610	AGA0000	4010007000	999	008009973	Fund Cash Account	1,430.64	
1956776	2/16/2022	NSF Chec	0610	AGA0000	4010001001	999	008009973	Fund Cash Account	8,901.00	
					Totals for: 2/16/2022		***Count: 5***		***17,874.58***	***17,874.58***
1960128	2/24/2022	NSF Chec	0069	ARK0000	4099999900	120		DF&A Chargebacks		62,962.99
1960128	2/24/2022	NSF Chec	0610	AGA0000	4010005000	999	008009986	Fund Cash Account	10,512.35	
1960128	2/24/2022	NSF Chec	0610	AGA0000	4010006000	999	008009986	Fund Cash Account	40,000.00	

Checks Charged Off Detail

Start Date: 7/1/21 End Date: 6/29/22

Jnl. Entry #	Trx. Date	Ref #	Agency	Fund	Rev Code	Ledger	Ledger Desc.	Description	Debit Amount	Credit Amount
1960128	2/24/2022	NSF Chec	0610	AGA0000	4010007000	999	008009986	Fund Cash Account	2,501.43	
1960128	2/24/2022	NSF Chec	0610	AGA0000	4010001001	999	008009986	Fund Cash Account	9,524.21	
1960128	2/24/2022	NSF Chec	0610	AGA0000	4010000900	999	008009986	Fund Cash Account	425.00	
					Totals for: 2/24/2022		***Count: 6***		***62,962.99***	***62,962.99***
1960467	2/25/2022	Various Cl	0069	ARK0000	4099999900	122		Other Chargebacks		1,125.00
1960467	2/25/2022	Various Cl	0425	HSC0000	4027002000	999		Fund Cash Account	200.00	
1960467	2/25/2022	Various Cl	0425	TSI4500	4031026000	999		Fund Cash Account	800.00	
1960467	2/25/2022	Various Cl	0930	TPE0000	4031002000	999		Fund Cash Account	75.00	
1960467	2/25/2022	Various Cl	0645	BAA2000	4031019000	999		Fund Cash Account	50.00	
					Totals for: 2/25/2022		***Count: 5***		***1,125.00***	***1,125.00***
1961309	3/1/2022	Various ch	0069	ARK0000	4099999900	122		Other Chargebacks		190.00
1961319	3/1/2022	Various ch	0069	ARK0000	4099999900	122		Other Chargebacks		985.00
1961319	3/1/2022	Various ch	0645	BAA0100	4031067000	999		Fund Cash Account	100.00	
1961319	3/1/2022	Various ch	0645	BAA0100	4031068000	999		Fund Cash Account	35.00	
1961319	3/1/2022	Various ch	0645	BAA0100	4033029000	999		Fund Cash Account	300.00	
1961319	3/1/2022	Various ch	0645	BAA0100	4041028000	999		Fund Cash Account	550.00	
1961309	3/1/2022	Various ch	0228	NEC0000	4041002000	999		Fund Cash Account	100.00	
1961309	3/1/2022	Various ch	0248	NRE0001	4041007000	999		Fund Cash Account	30.00	
1961309	3/1/2022	Various ch	0248	NRE0001	4041012000	999		Fund Cash Account	30.00	
1961309	3/1/2022	Various ch	0248	NRE0001	4041028000	999		Fund Cash Account	10.00	
1961309	3/1/2022	Various ch	0248	NRE0001	4050003000	999		Fund Cash Account	20.00	
					Totals for: 3/1/2022		***Count: 11***		***1,175.00***	***1,175.00***
1962404	3/3/2022	NSF Chec	0069	ARK0000	4099999900	120		DF&A Chargebacks		11,060.09
1962434	3/3/2022	Various ch	0069	ARK0000	4099999900	122		Other Chargebacks		94.00
1962434	3/3/2022	Various ch	0800	MLS0100	4033006000	999		Fund Cash Account	34.00	
1962434	3/3/2022	Various ch	0800	MLS0200	4033027000	999		Fund Cash Account	60.00	
1962404	3/3/2022	NSF Chec	0610	AGA0000	4010005000	999	008009990	Fund Cash Account	10,916.48	

Checks Charged Off Detail

Start Date: 7/1/21 End Date: 6/29/22

Jnl. Entry #	Trx. Date	Ref #	Agency	Fund	Rev Code	Ledger	Ledger Desc.	Description	Debit Amount	Credit Amount
1962404	3/3/2022	NSF Chec	0610	AGA0000	4010007000	999	008009990	Fund Cash Account	90.04	
1962404	3/3/2022	NSF Chec	0610	AGA0000	4010001001	999	008009990	Fund Cash Account	53.57	
					Totals for: 3/3/2022		***Count: 7***		***11,154.09***	***11,154.09***
1962769	3/4/2022	VARIOUS	0069	ARK0000	4099999900	122		Other Chargebacks		60.00
1962769	3/4/2022	VARIOUS	0960	SMP0100	4031075000	999		Fund Cash Account	10.00	
1962769	3/4/2022	VARIOUS	0212	NBE0000	4041004000	999		Fund Cash Account	50.00	
					Totals for: 3/4/2022		***Count: 3***		***60.00***	***60.00***
1963565	3/8/2022	Various Cl	0069	ARK0000	4099999900	122		Other Chargebacks		1,798.80
1963565	3/8/2022	Various Cl	0248	NRE0001	4041002000	999		Fund Cash Account	50.00	
1963565	3/8/2022	Various Cl	0248	NRE0001	4041028000	999		Fund Cash Account	36.25	
1963565	3/8/2022	Various Cl	0283	NPB0000	4043002000	999		Fund Cash Account	221.25	
1963565	3/8/2022	Various Cl	0645	BAA0100	4038004000	999		Fund Cash Account	40.00	
1963565	3/8/2022	Various Cl	0645	BAA0100	4041028000	999		Fund Cash Account	14.00	
1963565	3/8/2022	Various Cl	0800	MLS0100	4031012000	999		Fund Cash Account	450.00	
1963565	3/8/2022	Various Cl	0800	MLS0100	4033006000	999		Fund Cash Account	51.00	
1963565	3/8/2022	Various Cl	0800	MLS0300	4031007000	999		Fund Cash Account	120.00	
1963565	3/8/2022	Various Cl	0500	NED0004	4041006000	999		Fund Cash Account	250.00	
1963565	3/8/2022	Various Cl	0645	BAA2000	4031019000	999		Fund Cash Account	100.00	
1963565	3/8/2022	Various Cl	0645	BAA2000	4031017000	999		Fund Cash Account	25.00	
1963565	3/8/2022	Various Cl	0450	SJP0100	4050003000	999		Fund Cash Account	391.30	
1963565	3/8/2022	Various Cl	0620	SMI0000	4031102000	999		Fund Cash Account	50.00	
					Totals for: 3/8/2022		***Count: 14***		***1,798.80***	***1,798.80***
1964027	3/9/2022	NSF Chec	0069	ARK0000	4099999900	120		DF&A Chargebacks		53,077.17
1963738	3/9/2022	Various Cl	0069	ARK0000	4099999900	122		Other Chargebacks		42,675.17
1963738	3/9/2022	Various Cl	0390	TDP0100	4040015000	999		Fund Cash Account	17,729.24	
1963738	3/9/2022	Various Cl	0390	TJW0100	4040015000	999		Fund Cash Account	24,820.93	
1963738	3/9/2022	Various Cl	0212	NBE0000	4047099000	999		Fund Cash Account	25.00	

Checks Charged Off Detail

Start Date: 7/1/21 End Date: 6/29/22

Jnl. Entry #	Trx. Date	Ref #	Agency	Fund	Rev Code	Ledger	Ledger Desc.	Description	Debit Amount	Credit Amount
1963738	3/9/2022	Various Cl	0212	NBE0000	4041004000	999		Fund Cash Account	50.00	
1963738	3/9/2022	Various Cl	0390	TJW0100	4041004000	999		Fund Cash Account	50.00	
1964027	3/9/2022	NSF Chec	0610	AGA0000	4010005000	999	008010001	Fund Cash Account	10,326.49	
1964027	3/9/2022	NSF Chec	0610	AGA0000	4010006000	999	008010001	Fund Cash Account	13,355.00	
1964027	3/9/2022	NSF Chec	0610	AGA0000	4010007000	999	008010001	Fund Cash Account	3,361.96	
1964027	3/9/2022	NSF Chec	0610	AGA0000	4010001001	999	008010001	Fund Cash Account	24,036.72	
1964027	3/9/2022	NSF Chec	0610	AGA0000	4010000900	999	008010001	Fund Cash Account	1,997.00	
				Totals for: 3/9/2022			***Count: 12***		***95,752.34***	***95,752.34***
1965134	3/10/2022	Various Cl	0069	ARK0000	4099999900	122		Other Chargebacks		150.00
1965134	3/10/2022	Various Cl	0645	BAA0100	4031067000	999		Fund Cash Account	100.00	
1965134	3/10/2022	Various Cl	0620	SMI0000	4031102000	999		Fund Cash Account	50.00	
				Totals for: 3/10/2022			***Count: 3***		***150.00***	***150.00***
1965997	3/14/2022	Back Out	0069	ARK0000	4099999900	122		Other Chargebacks	65,768.76	
1965999	3/14/2022	VAR CHA	0069	ARK0000	4099999900	122		Other Chargebacks		550.00
1965998	3/14/2022	Correct Jc	0069	ARK0000	4099999900	122		Other Chargebacks		65,768.76
1965993	3/14/2022	Back Out	0645	BAA0100	4041028000	999		Fund Cash Account	1,798.80	
1965993	3/14/2022	Back Out	0645	THL0300	4041028000	999		Fund Cash Account		1,798.80
1965994	3/14/2022	Correct Jc	0645	BAA0100	4041028000	999		Fund Cash Account		14.00
1965994	3/14/2022	Correct Jc	0645	THL0300	4041028000	999		Fund Cash Account	14.00	
1965997	3/14/2022	Back Out	0710	PWP3500	6990003000	999		Fund Cash Account		175.00
1965997	3/14/2022	Back Out	0710	PWP4500	4050001000	999		Fund Cash Account		2,039.64
1965997	3/14/2022	Back Out	0710	TMP0300	4041047000	999		Fund Cash Account		28,324.72
1965997	3/14/2022	Back Out	0710	TMP0300	4050001000	999		Fund Cash Account		35,229.40
1965999	3/14/2022	VAR CHA	0255	MHR0100	4041008000	999		Fund Cash Account	550.00	
1965998	3/14/2022	Correct Jc	0710	PWP3500	6990003000	999		Fund Cash Account	175.00	
1965998	3/14/2022	Correct Jc	0710	PWP4500	4050001000	999		Fund Cash Account	2,039.64	
1965998	3/14/2022	Correct Jc	0710	TMP0300	4041047000	999		Fund Cash Account	35,229.40	
1965998	3/14/2022	Correct Jc	0710	TMP0300	4041047000	999		Fund Cash Account	28,324.72	

Checks Charged Off Detail

Start Date: 7/1/21 End Date: 6/29/22

Jnl. Entry #	Trx. Date	Ref #	Agency	Fund	Rev Code	Ledger	Ledger Desc.	Description	Debit Amount	Credit Amount
					Totals for: 3/14/2022		***Count: 16***		***133,900.32***	***133,900.32***
1966364	3/15/2022	Various ch	0069	ARK0000	4099999900	122		Other Chargebacks		2,890.00
1966364	3/15/2022	Various ch	0305	SHM0100	4031016000	999		Fund Cash Account	40.00	
1966364	3/15/2022	Various ch	0305	THR0100	4043002000	999		Fund Cash Account	2,500.00	
1966364	3/15/2022	Various ch	0305	SHM0100	4033027000	999		Fund Cash Account	350.00	
					Totals for: 3/15/2022		***Count: 4***		***2,890.00***	***2,890.00***
1967091	3/16/2022	NSF Chec	0069	ARK0000	4099999900	120		DF&A Chargebacks		44,892.86
1967092	3/16/2022	REV CHG	0069	ARK0000	4099999900	120		DF&A Chargebacks		474.00
1967129	3/16/2022	Various Cl	0069	ARK0000	4099999900	122		Other Chargebacks		250.00
1967091	3/16/2022	NSF Chec	0610	AGA0000	4010005000	999	008010016	Fund Cash Account	4,385.93	
1967091	3/16/2022	NSF Chec	0610	AGA0000	4010007000	999	008010016	Fund Cash Account	19,826.59	
1967091	3/16/2022	NSF Chec	0610	ARH0000	4040005000	999	008010016	Fund Cash Account	194.00	
1967091	3/16/2022	NSF Chec	0610	AGA0000	4010001001	999	008010016	Fund Cash Account	20,486.34	
1967129	3/16/2022	Various Cl	0255	MHR0100	4041008000	999		Fund Cash Account	250.00	
1967092	3/16/2022	REV CHG	0630	AGA0000	4013006000	999		Fund Cash Account	425.00	
1967092	3/16/2022	REV CHG	0630	TAX0000	4040016000	999		Fund Cash Account	49.00	
					Totals for: 3/16/2022		***Count: 10***		***45,616.86***	***45,616.86***
1968065	3/18/2022	NSF Chec	0069	ARK0000	4099999900	120		DF&A Chargebacks		2,572.66
1968075	3/18/2022	Various Cl	0069	ARK0000	4099999900	122		Other Chargebacks		335.00
1968075	3/18/2022	Various Cl	0255	MHR0100	4041008000	999		Fund Cash Account	250.00	
1968075	3/18/2022	Various Cl	0645	BAA0100	4031068000	999		Fund Cash Account	35.00	
1968075	3/18/2022	Various Cl	0620	SMI0000	4031102000	999		Fund Cash Account	50.00	
1968065	3/18/2022	NSF Chec	0610	AGA0000	4010005000	999	008010020	Fund Cash Account	2,572.66	
					Totals for: 3/18/2022		***Count: 6***		***2,907.66***	***2,907.66***
1969010	3/22/2022	REV CHG	0069	ARK0000	4099999900	120		DF&A Chargebacks		5,854.00

Checks Charged Off Detail

Start Date: 7/1/21 End Date: 6/29/22

Jnl. Entry #	Trx. Date	Ref #	Agency	Fund	Rev Code	Ledger	Ledger Desc.	Description	Debit Amount	Credit Amount
1969010	3/22/2022	REV CHG	0630	TAX0000	4040016000	999		Fund Cash Account	5,854.00	
					Totals for: 3/22/2022		***Count: 2***		***5,854.00***	***5,854.00***
1971049	3/25/2022	NSF Chec	0069	ARK0000	4099999900	120		DF&A Chargebacks		53,546.68
1971049	3/25/2022	NSF Chec	0610	AGA0000	4010005000	999	008010027	Fund Cash Account	26,079.48	
1971049	3/25/2022	NSF Chec	0610	AGA0000	4010006000	999	008010027	Fund Cash Account	300.00	
1971049	3/25/2022	NSF Chec	0610	AGA0000	4010007000	999	008010027	Fund Cash Account	9,200.00	
1971049	3/25/2022	NSF Chec	0610	AGA0000	4013009000	999	008010027	Fund Cash Account	2,591.20	
1971049	3/25/2022	NSF Chec	0610	AGA0000	4010001001	999	008010027	Fund Cash Account	5,100.00	
1971049	3/25/2022	NSF Chec	0610	AGA0000	4010005001	999	008010027	Fund Cash Account	10,000.00	
1971049	3/25/2022	NSF Chec	0610	AGA0000	4010000900	999	008010027	Fund Cash Account	276.00	
					Totals for: 3/25/2022		***Count: 8***		***53,546.68***	***53,546.68***
1971530	3/28/2022	Various Cl	0069	ARK0000	4099999900	122		Other Chargebacks		659.10
1971530	3/28/2022	Various Cl	0995	TPM0000	4041074000	999		Fund Cash Account	659.10	
					Totals for: 3/28/2022		***Count: 2***		***659.10***	***659.10***
1972347	3/30/2022	NSF Chec	0069	ARK0000	4099999900	120		DF&A Chargebacks		16,025.30
1972347	3/30/2022	NSF Chec	0610	AGA0000	4010005000	999	008010034	Fund Cash Account	1,902.13	
1972347	3/30/2022	NSF Chec	0610	AGA0000	4010006000	999	008010034	Fund Cash Account	11,060.00	
1972347	3/30/2022	NSF Chec	0610	AGA0000	4010007000	999	008010034	Fund Cash Account	2,143.17	
1972347	3/30/2022	NSF Chec	0610	AGA0000	4010001001	999	008010034	Fund Cash Account	869.00	
1972347	3/30/2022	NSF Chec	0610	AGA0000	4010000900	999	008010034	Fund Cash Account	51.00	
					Totals for: 3/30/2022		***Count: 6***		***16,025.30***	***16,025.30***
1973704	4/1/2022	Various Cl	0069	ARK0000	4099999900	122		Other Chargebacks		145.00
1973689	4/1/2022	Various Cl	0069	ARK0000	4099999900	122		Other Chargebacks		1,359.75
1973704	4/1/2022	Various Cl	0248	NRE0001	4041012000	999		Fund Cash Account	30.00	
1973704	4/1/2022	Various Cl	0960	SMP0100	4031075000	999		Fund Cash Account	40.00	

Checks Charged Off Detail

Start Date: 7/1/21 End Date: 6/29/22

Jnl. Entry #	Trx. Date	Ref #	Agency	Fund	Rev Code	Ledger	Ledger Desc.	Description	Debit Amount	Credit Amount
1973704	4/1/2022	Various Cl	0645	SHL0000	4033010000	999		Fund Cash Account	75.00	
1973689	4/1/2022	Various Cl	0645	BAA0100	4033029000	999		Fund Cash Account	50.00	
1973689	4/1/2022	Various Cl	0500	FEE2009	6990003000	999		Fund Cash Account	282.75	
1973689	4/1/2022	Various Cl	0645	SHL0000	4033010000	999		Fund Cash Account	150.00	
1973689	4/1/2022	Various Cl	0385	NVA0000	4044003000	999		Fund Cash Account	775.00	
1973689	4/1/2022	Various Cl	0645	BAA0200	4038004000	999		Fund Cash Account	2.00	
1973689	4/1/2022	Various Cl	0620	SMI0000	4031102000	999		Fund Cash Account	50.00	
1973689	4/1/2022	Various Cl	0271	NHD0000	4041028000	999		Fund Cash Account	50.00	
				Totals for: 4/1/2022			***Count: 12***		***1,504.75***	***1,504.75***
1974255	4/4/2022	REV CHG	0069	ARK0000	4099999900	120		DF&A Chargebacks		50.00
1974255	4/4/2022	REV CHG	0630	SMI0000	4021056000	999		Fund Cash Account	50.00	
				Totals for: 4/4/2022			***Count: 2***		***50.00***	***50.00***
1975030	4/6/2022	NSF Chec	0069	ARK0000	4099999900	120		DF&A Chargebacks		55,146.52
1975030	4/6/2022	NSF Chec	0610	AGA0000	4010005000	999	008010044	Fund Cash Account	19,409.47	
1975030	4/6/2022	NSF Chec	0610	AGA0000	4010006000	999	008010044	Fund Cash Account	117.00	
1975030	4/6/2022	NSF Chec	0610	AGA0000	4010007000	999	008010044	Fund Cash Account	4,729.05	
1975030	4/6/2022	NSF Chec	0610	ARH0000	4040005000	999	008010044	Fund Cash Account	7,479.00	
1975030	4/6/2022	NSF Chec	0610	AGA0000	4010001001	999	008010044	Fund Cash Account	23,412.00	
				Totals for: 4/6/2022			***Count: 6***		***55,146.52***	***55,146.52***
1976188	4/7/2022	Various ch	0069	ARK0000	4099999900	122		Other Chargebacks		50.00
1976192	4/7/2022	Various ch	0069	ARK0000	4099999900	122		Other Chargebacks		35.00
1976192	4/7/2022	Various ch	0298	SXV0100	4041002000	999		Fund Cash Account	35.00	
1976188	4/7/2022	Various ch	0224	NLC0000	4043002000	999		Fund Cash Account	50.00	
				Totals for: 4/7/2022			***Count: 4***		***85.00***	***85.00***
1976603	4/8/2022	Various ch	0069	ARK0000	4099999900	122		Other Chargebacks		100.00

Checks Charged Off Detail

Start Date: 7/1/21 End Date: 6/29/22

Jnl. Entry #	Trx. Date	Ref #	Agency	Fund	Rev Code	Ledger	Ledger Desc.	Description	Debit Amount	Credit Amount
1976603	4/8/2022	Various ch	0620	SMI0000	4031102000	999		Fund Cash Account	50.00	
1976603	4/8/2022	Various ch	0390	TJW0100	4041004000	999		Fund Cash Account	50.00	
				Totals for: 4/8/2022			***Count: 3***		***100.00***	***100.00***
1976957	4/11/2022	REV CHG	0069	ARK0000	4099999900	120		DF&A Chargebacks		278.50
1976957	4/11/2022	REV CHG	0630	TAX0000	4040016000	999		Fund Cash Account	278.50	
				Totals for: 4/11/2022			***Count: 2***		***278.50***	***278.50***
1977785	4/13/2022	NSF Chec	0069	ARK0000	4099999900	120		DF&A Chargebacks		21,009.25
1977812	4/13/2022	Various ch	0069	ARK0000	4099999900	122		Other Chargebacks		65.00
1977785	4/13/2022	NSF Chec	0610	AGA0000	4010005000	999	008010059	Fund Cash Account	13,520.20	
1977785	4/13/2022	NSF Chec	0610	AGA0000	4010007000	999	008010059	Fund Cash Account	6,067.05	
1977785	4/13/2022	NSF Chec	0610	AGA0000	4010001001	999	008010059	Fund Cash Account	1,422.00	
1977812	4/13/2022	Various ch	0960	SEF0100	4031005000	999		Fund Cash Account	15.00	
1977812	4/13/2022	Various ch	0960	SMP0100	4031062000	999		Fund Cash Account	40.00	
1977812	4/13/2022	Various ch	0990	MJA0100	4031005000	999		Fund Cash Account	10.00	
				Totals for: 4/13/2022			***Count: 8***		***21,074.25***	***21,074.25***
1978277	4/14/2022	NSF Chec	0069	ARK0000	4099999900	120		DF&A Chargebacks		10,405.00
1978309	4/14/2022	Various ch	0069	ARK0000	4099999900	122		Other Chargebacks		50.00
1978309	4/14/2022	Various ch	0224	NLC0000	4043002000	999		Fund Cash Account	50.00	
1978277	4/14/2022	NSF Chec	0610	AGA0000	4010006000	999	008010064	Fund Cash Account	10,405.00	
				Totals for: 4/14/2022			***Count: 4***		***10,455.00***	***10,455.00***
1979594	4/18/2022	REV CHG	0069	ARK0000	4099999900	120		DF&A Chargebacks		536.00
1979594	4/18/2022	REV CHG	0630	AGA0000	4013005000	999		Fund Cash Account	350.00	
1979594	4/18/2022	REV CHG	0630	TAX0000	4040016000	999		Fund Cash Account	186.00	
				Totals for: 4/18/2022			***Count: 3***		***536.00***	***536.00***

Checks Charged Off Detail

Start Date: 7/1/21 End Date: 6/29/22

Jnl. Entry #	Trx. Date	Ref #	Agency	Fund	Rev Code	Ledger	Ledger Desc.	Description	Debit Amount	Credit Amount
1980502	4/20/2022	NSF Chec	0069	ARK0000	4099999900	120		DF&A Chargebacks		65,553.86
1980505	4/20/2022	Various ch	0069	ARK0000	4099999900	122		Other Chargebacks		1,389.05
1980505	4/20/2022	Various ch	0248	NRE0001	4043002000	999		Fund Cash Account	50.00	
1980505	4/20/2022	Various ch	0248	NRE0002	4041028000	999		Fund Cash Account	25.00	
1980505	4/20/2022	Various ch	0620	TAJ0300	4041028000	999		Fund Cash Account	995.05	
1980505	4/20/2022	Various ch	0930	TWS0100	4041028000	999		Fund Cash Account	244.00	
1980505	4/20/2022	Various ch	0390	TJW0100	4041004000	999		Fund Cash Account	50.00	
1980505	4/20/2022	Various ch	9910	SHA0200	4033028000	999		Fund Cash Account	25.00	
1980502	4/20/2022	NSF Chec	0610	AGA0000	4010005000	999	008010078	Fund Cash Account	17,234.23	
1980502	4/20/2022	NSF Chec	0610	AGA0000	4010006000	999	008010078	Fund Cash Account	32,067.00	
1980502	4/20/2022	NSF Chec	0610	AGA0000	4010007000	999	008010078	Fund Cash Account	2,695.00	
1980502	4/20/2022	NSF Chec	0610	AGA0000	4013009000	999	008010078	Fund Cash Account	2,200.00	
1980502	4/20/2022	NSF Chec	0610	AGA0000	4010001001	999	008010078	Fund Cash Account	11,109.49	
1980502	4/20/2022	NSF Chec	0610	AGA0000	4010000900	999	008010078	Fund Cash Account	169.59	
1980502	4/20/2022	NSF Chec	0610	AGA0000	4010010001	999	008010078	Fund Cash Account	78.55	
				Totals for: 4/20/2022			***Count: 15***		***66,942.91***	***66,942.91***
1981649	4/21/2022	VARIOUS	0069	ARK0000	4099999900	122		Other Chargebacks		89.00
1981829	4/21/2022	Various Cl	0069	ARK0000	4099999900	122		Other Chargebacks		160.00
1981649	4/21/2022	VARIOUS	0645	BAA0100	4038004000	999		Fund Cash Account	25.00	
1981649	4/21/2022	VARIOUS	0620	SMI0000	4031102000	999		Fund Cash Account	50.00	
1981649	4/21/2022	VARIOUS	0645	THL0300	4041028000	999		Fund Cash Account	14.00	
1981829	4/21/2022	Various Cl	0645	BAA0100	4031068000	999		Fund Cash Account	35.00	
1981829	4/21/2022	Various Cl	0620	SMI0000	4031102000	999		Fund Cash Account	50.00	
1981829	4/21/2022	Various Cl	0274	NMB0000	4041028000	999		Fund Cash Account	75.00	
				Totals for: 4/21/2022			***Count: 8***		***249.00***	***249.00***
1982620	4/25/2022	REV CHG	0069	ARK0000	4099999900	120		DF&A Chargebacks		95.00
1982620	4/25/2022	REV CHG	0630	TAX0000	4040016000	999		Fund Cash Account	95.00	

Checks Charged Off Detail

Start Date: 7/1/21 End Date: 6/29/22

Jnl. Entry #	Trx. Date	Ref #	Agency	Fund	Rev Code	Ledger	Ledger Desc.	Description	Debit Amount	Credit Amount
					Totals for: 4/25/2022		***Count: 2***		***95.00***	***95.00***
1983048	4/26/2022	Various Cl	0069	ARK0000	4099999900	122		Other Chargebacks		50.00
1983040	4/26/2022	Various ch	0069	ARK0000	4099999900	122		Other Chargebacks		77.00
1983048	4/26/2022	Various Cl	0390	TJW0100	4041004000	999		Fund Cash Account	50.00	
1983040	4/26/2022	Various ch	0645	BAA0100	4038004000	999		Fund Cash Account	5.00	
1983040	4/26/2022	Various ch	0645	BAA0100	4043003000	999		Fund Cash Account	65.00	
1983040	4/26/2022	Various ch	0645	THL0300	4041028000	999		Fund Cash Account	7.00	
					Totals for: 4/26/2022		***Count: 6***		***127.00***	***127.00***
1983502	4/27/2022	Various ch	0069	ARK0000	4099999900	122		Other Chargebacks		50.00
1983502	4/27/2022	Various ch	0645	BAA2000	4031018000	999		Fund Cash Account	50.00	
					Totals for: 4/27/2022		***Count: 2***		***50.00***	***50.00***
1983933	4/28/2022	NSF Chec	0069	ARK0000	4099999900	120		DF&A Chargebacks		107,194.74
1983637	4/28/2022	REV CHK	0630	SMI0000	4021062000	999		Fund Cash Account	50.00	
1983637	4/28/2022	REV CHK	0630	SMI0000	4021056000	999		Fund Cash Account		50.00
1983933	4/28/2022	NSF Chec	0610	AGA0000	4010005000	999	008010086	Fund Cash Account	21,632.39	
1983933	4/28/2022	NSF Chec	0610	AGA0000	4010006000	999	008010086	Fund Cash Account	18,762.00	
1983933	4/28/2022	NSF Chec	0610	AGA0000	4010007000	999	008010086	Fund Cash Account	115.92	
1983933	4/28/2022	NSF Chec	0610	AGA0000	4010001001	999	008010086	Fund Cash Account	61,248.68	
1983933	4/28/2022	NSF Chec	0610	AGA0000	4010005001	999	008010086	Fund Cash Account	5,000.00	
1983933	4/28/2022	NSF Chec	0610	AGA0000	4010000900	999	008010086	Fund Cash Account	127.95	
1983933	4/28/2022	NSF Chec	0930	TUT0000	4021009001	999	008010086	Fund Cash Account	307.80	
					Totals for: 4/28/2022		***Count: 10***		***107,244.74***	***107,244.74***
1984373	4/29/2022	NSF Chec	0069	ARK0000	4099999900	120		DF&A Chargebacks		926.00
1984373	4/29/2022	NSF Chec	0610	AGA0000	4010005000	999	008010088	Fund Cash Account	926.00	

Checks Charged Off Detail

Start Date: 7/1/21 End Date: 6/29/22

Jnl. Entry #	Trx. Date	Ref #	Agency	Fund	Rev Code	Ledger	Ledger Desc.	Description	Debit Amount	Credit Amount
					Totals for: 4/29/2022		***Count: 2***		***926.00***	***926.00***
1985010	5/2/2022	VARIOUS	0069	ARK0000	4099999900	122		Other Chargebacks		1,080.00
1985010	5/2/2022	VARIOUS	0248	NRE0001	4041012000	999		Fund Cash Account	30.00	
1985010	5/2/2022	VARIOUS	0645	BAA0100	4031068000	999		Fund Cash Account	35.00	
1985010	5/2/2022	VARIOUS	0274	NMB0000	4041028000	999		Fund Cash Account	1,015.00	
					Totals for: 5/2/2022		***Count: 4***		***1,080.00***	***1,080.00***
1985849	5/4/2022	NSF Chec	0069	ARK0000	4099999900	120		DF&A Chargebacks		162,060.36
1985849	5/4/2022	NSF Chec	0610	AGA0000	4010005000	999	008010094	Fund Cash Account	29,737.00	
1985849	5/4/2022	NSF Chec	0610	AGA0000	4010006000	999	008010094	Fund Cash Account	620.00	
1985849	5/4/2022	NSF Chec	0610	AGA0000	4010007000	999	008010094	Fund Cash Account	97.25	
1985849	5/4/2022	NSF Chec	0610	ARH0000	4040006000	999	008010094	Fund Cash Account	2,500.00	
1985849	5/4/2022	NSF Chec	0610	AGA0000	4010001001	999	008010094	Fund Cash Account	806.11	
1985849	5/4/2022	NSF Chec	0610	AGA0000	4010005001	999	008010094	Fund Cash Account	128,200.00	
1985849	5/4/2022	NSF Chec	0610	AGA0000	4010000900	999	008010094	Fund Cash Account	100.00	
					Totals for: 5/4/2022		***Count: 8***		***162,060.36***	***162,060.36***
1988320	5/10/2022	VAR CHG	0069	ARK0000	4099999900	122		Other Chargebacks		24.75
1988320	5/10/2022	VAR CHG	0800	MLS0100	4031012000	999		Fund Cash Account	24.75	
					Totals for: 5/10/2022		***Count: 2***		***24.75***	***24.75***
1988729	5/11/2022	NSF Chec	0069	ARK0000	4099999900	120		DF&A Chargebacks		288,892.74
1988732	5/11/2022	Various Cl	0069	ARK0000	4099999900	122		Other Chargebacks		2,095.00
1988732	5/11/2022	Various Cl	0645	BAA0100	4031068000	999		Fund Cash Account	105.00	
1988732	5/11/2022	Various Cl	0645	BAA0100	4041034000	999		Fund Cash Account	1,890.00	
1988732	5/11/2022	Various Cl	0620	SMI0000	4031102000	999		Fund Cash Account	100.00	
1988729	5/11/2022	NSF Chec	0610	AGA0000	4010005000	999	008010105	Fund Cash Account	137,419.71	
1988729	5/11/2022	NSF Chec	0610	AGA0000	4010006000	999	008010105	Fund Cash Account	3,620.00	

Checks Charged Off Detail

Start Date: 7/1/21 End Date: 6/29/22

Jnl. Entry #	Trx. Date	Ref #	Agency	Fund	Rev Code	Ledger	Ledger Desc.	Description	Debit Amount	Credit Amount
1988729	5/11/2022	NSF Chec	0610	AGA0000	4010007000	999	008010105	Fund Cash Account	765.00	
1988729	5/11/2022	NSF Chec	0610	ARH0000	4040005000	999	008010105	Fund Cash Account	500.00	
1988729	5/11/2022	NSF Chec	0610	ARH0000	4040006000	999	008010105	Fund Cash Account	600.00	
1988729	5/11/2022	NSF Chec	0610	AGA0000	4010001001	999	008010105	Fund Cash Account	33,760.03	
1988729	5/11/2022	NSF Chec	0610	AGA0000	4010005001	999	008010105	Fund Cash Account	106,501.00	
1988729	5/11/2022	NSF Chec	0610	ARH0000	4040005001	999	008010105	Fund Cash Account	5,100.00	
1988729	5/11/2022	NSF Chec	0610	AGA0000	4010000900	999	008010105	Fund Cash Account	627.00	
				Totals for: 5/11/2022			***Count: 14***		***290,987.74***	***290,987.74***
1989579	5/13/2022	NSF Chec	0069	ARK0000	4099999900	120		DF&A Chargebacks		1,928.00
1989579	5/13/2022	NSF Chec	0610	AGA0000	4010005000	999	008010112	Fund Cash Account	128.00	
1989579	5/13/2022	NSF Chec	0610	AGA0000	4010005001	999	008010112	Fund Cash Account	1,800.00	
				Totals for: 5/13/2022			***Count: 3***		***1,928.00***	***1,928.00***
1990334	5/16/2022	REV CHG	0069	ARK0000	4099999900	120		DF&A Chargebacks		32.00
1990335	5/16/2022	Various Cl	0069	ARK0000	4099999900	122		Other Chargebacks		11,679.96
1990335	5/16/2022	Various Cl	0620	TAJ0300	4041028000	999		Fund Cash Account	7,226.21	
1990335	5/16/2022	Various Cl	0800	MLS0200	4033027000	999		Fund Cash Account	25.00	
1990335	5/16/2022	Various Cl	0955	SDN0100	4027002000	999		Fund Cash Account	2,225.00	
1990335	5/16/2022	Various Cl	0620	SEP0000	4021029000	999		Fund Cash Account	195.00	
1990334	5/16/2022	REV CHG	0630	TAX0000	4040016000	999		Fund Cash Account	32.00	
1990335	5/16/2022	Various Cl	0023	MJF0100	4041028000	999		Fund Cash Account	2,008.75	
				Totals for: 5/16/2022			***Count: 8***		***11,711.96***	***11,711.96***
1991349	5/18/2022	NSF Chec	0069	ARK0000	4099999900	120		DF&A Chargebacks		90,113.25
1991349	5/18/2022	NSF Chec	0610	AGA0000	4010005000	999	008010119	Fund Cash Account	51,256.70	
1991349	5/18/2022	NSF Chec	0610	AGA0000	4010006000	999	008010119	Fund Cash Account	322.00	
1991349	5/18/2022	NSF Chec	0610	AGA0000	4010007000	999	008010119	Fund Cash Account	300.00	
1991349	5/18/2022	NSF Chec	0610	AGA0000	4010001001	999	008010119	Fund Cash Account	1,184.55	
1991349	5/18/2022	NSF Chec	0610	AGA0000	4010005001	999	008010119	Fund Cash Account	12,000.00	

Checks Charged Off Detail

Start Date: 7/1/21 End Date: 6/29/22

Jnl. Entry #	Trx. Date	Ref #	Agency	Fund	Rev Code	Ledger	Ledger Desc.	Description	Debit Amount	Credit Amount
1991349	5/18/2022	NSF Chec	0610	ARH0000	4040005001	999	008010119	Fund Cash Account	24,900.00	
1991349	5/18/2022	NSF Chec	0610	AGA0000	4010000900	999	008010119	Fund Cash Account	150.00	
					Totals for: 5/18/2022		***Count: 8***		***90,113.25***	***90,113.25***
1993558	5/23/2022	Back Out	0069	ARK0000	4099999900	120		DF&A Chargebacks		819.75
1993559	5/23/2022	Correct Jc	0069	ARK0000	4099999900	120		DF&A Chargebacks		819.75
1993558	5/23/2022	Back Out	0630	TAX0000	4040016000	999		Fund Cash Account	819.75	
1993559	5/23/2022	Correct Jc	0630	TAX0000	4040016000	999		Fund Cash Account	819.75	
					Totals for: 5/23/2022		***Count: 4***		***1,639.50***	***1,639.50***
1994322	5/25/2022	NSF Chec	0069	ARK0000	4099999900	120		DF&A Chargebacks		131,204.38
1994322	5/25/2022	NSF Chec	0610	AGA0000	4010005000	999	008010130	Fund Cash Account	5,608.51	
1994322	5/25/2022	NSF Chec	0610	AGA0000	4010006000	999	008010130	Fund Cash Account	10,000.00	
1994322	5/25/2022	NSF Chec	0610	AGA0000	4010007000	999	008010130	Fund Cash Account	5,237.00	
1994322	5/25/2022	NSF Chec	0520	STC0100	4020005000	999	008010130	Fund Cash Account	13.34	
1994322	5/25/2022	NSF Chec	0610	AGA0000	4010001001	999	008010130	Fund Cash Account	4,816.53	
1994322	5/25/2022	NSF Chec	0610	AGA0000	4010005001	999	008010130	Fund Cash Account	105,429.00	
1994322	5/25/2022	NSF Chec	0610	AGA0000	4010000900	999	008010130	Fund Cash Account	100.00	
					Totals for: 5/25/2022		***Count: 8***		***131,204.38***	***131,204.38***
1996372	6/1/2022	Various ch	0069	ARK0000	4099999900	122		Other Chargebacks		100.00
1996372	6/1/2022	Various ch	0224	NLC0000	4043002000	999		Fund Cash Account	100.00	
					Totals for: 6/1/2022		***Count: 2***		***100.00***	***100.00***
1997944	6/3/2022	NSF Chec	0069	ARK0000	4099999900	120		DF&A Chargebacks		17,428.71
1997944	6/3/2022	NSF Chec	0610	AGA0000	4010005000	999	008010136	Fund Cash Account	9,513.52	
1997944	6/3/2022	NSF Chec	0610	AGA0000	4010006000	999	008010136	Fund Cash Account	6,500.00	
1997944	6/3/2022	NSF Chec	0610	AGA0000	4010007000	999	008010136	Fund Cash Account	573.19	
1997944	6/3/2022	NSF Chec	0610	AGA0000	4010001001	999	008010136	Fund Cash Account	401.00	

Checks Charged Off Detail

Start Date: 7/1/21 End Date: 6/29/22

Jnl. Entry #	Trx. Date	Ref #	Agency	Fund	Rev Code	Ledger	Ledger Desc.	Description	Debit Amount	Credit Amount
1997944	6/3/2022	NSF Chec	0610	AGA0000	4010000900	999	008010136	Fund Cash Account	441.00	
					Totals for: 6/3/2022		***Count: 6***		***17,428.71***	***17,428.71***
2000792	6/14/2022	Revenue (	0069	ARK0000	4099999900	120		DF&A Chargebacks		828.98
2000792	6/14/2022	Revenue (	0630	TAX0000	4040016000	999		Fund Cash Account	828.98	
					Totals for: 6/14/2022		***Count: 2***		***828.98***	***828.98***
2002954	6/16/2022	NSF Chec	0069	ARK0000	4099999900	120		DF&A Chargebacks		243,030.42
2002987	6/16/2022	Various Cl	0069	ARK0000	4099999900	122		Other Chargebacks		71.25
2002987	6/16/2022	Various Cl	0283	NPB0000	4043002000	999		Fund Cash Account	71.25	
2002954	6/16/2022	NSF Chec	0610	AGA0000	4010005000	999	008010158	Fund Cash Account	16,398.04	
2002954	6/16/2022	NSF Chec	0610	AGA0000	4010006000	999	008010158	Fund Cash Account	1,729.00	
2002954	6/16/2022	NSF Chec	0610	AGA0000	4010007000	999	008010158	Fund Cash Account	2,088.78	
2002954	6/16/2022	NSF Chec	0610	ARH0000	4040006000	999	008010158	Fund Cash Account	70,000.00	
2002954	6/16/2022	NSF Chec	0610	AGA0000	4010001001	999	008010158	Fund Cash Account	99,814.60	
2002954	6/16/2022	NSF Chec	0610	AGA0000	4010005001	999	008010158	Fund Cash Account	43,000.00	
2002954	6/16/2022	NSF Chec	0610	ARH0000	4040005001	999	008010158	Fund Cash Account	10,000.00	
					Totals for: 6/16/2022		***Count: 10***		***243,101.67***	***243,101.67***
2004057	6/17/2022	Various Cl	0069	ARK0000	4099999900	122		Other Chargebacks		1,150.25
2004057	6/17/2022	Various Cl	0645	BAA0100	4031067000	999		Fund Cash Account	100.00	
2004057	6/17/2022	Various Cl	0645	BAA0100	4031068000	999		Fund Cash Account	35.00	
2004057	6/17/2022	Various Cl	0645	BAA0100	4038004000	999		Fund Cash Account	10.00	
2004057	6/17/2022	Various Cl	0645	MMT0200	4033027000	999		Fund Cash Account	216.25	
2004057	6/17/2022	Various Cl	0620	SMI0000	4031102000	999		Fund Cash Account	200.00	
2004057	6/17/2022	Various Cl	0645	THL0300	4041028000	999		Fund Cash Account	14.00	
2004057	6/17/2022	Various Cl	0274	NMB0000	4041028000	999		Fund Cash Account	575.00	
					Totals for: 6/17/2022		***Count: 8***		***1,150.25***	***1,150.25***

Checks Charged Off Detail

Start Date: 7/1/21 End Date: 6/29/22

Jnl. Entry #	Trx. Date	Ref #	Agency	Fund	Rev Code	Ledger	Ledger Desc.	Description	Debit Amount	Credit Amount
2005436	6/22/2022	Various Cl	0069	ARK0000	4099999900	122		Other Chargebacks		85.00
2005436	6/22/2022	Various Cl	0645	BAA2000	4031019000	999		Fund Cash Account	60.00	
2005436	6/22/2022	Various Cl	0645	BAA2000	4031017000	999		Fund Cash Account	25.00	
				Totals for: 6/22/2022			***Count: 3***		***85.00***	***85.00***
2005947	6/23/2022	NSF Chec	0069	ARK0000	4099999900	120		DF&A Chargebacks		9,995.85
2005947	6/23/2022	NSF Chec	0610	AGA0000	4010005000	999	008010167	Fund Cash Account	848.00	
2005947	6/23/2022	NSF Chec	0610	AGA0000	4010006000	999	008010167	Fund Cash Account	2,782.00	
2005947	6/23/2022	NSF Chec	0610	AGA0000	4010007000	999	008010167	Fund Cash Account	5,613.68	
2005947	6/23/2022	NSF Chec	0610	AGA0000	4010001001	999	008010167	Fund Cash Account	652.17	
2005947	6/23/2022	NSF Chec	0610	AGA0000	4010000900	999	008010167	Fund Cash Account	100.00	
				Totals for: 6/23/2022			***Count: 6***		***9,995.85***	***9,995.85***
2006565	6/24/2022	REVENUE	0069	ARK0000	4099999900	120		DF&A Chargebacks		12.00
2006565	6/24/2022	REVENUE	0630	TAX0000	4040016000	999		Fund Cash Account	12.00	
				Totals for: 6/24/2022			***Count: 2***		***12.00***	***12.00***
2007533	6/28/2022	NSF Chec	0069	ARK0000	4099999900	120		DF&A Chargebacks		119,127.35
2007536	6/28/2022	Various Cl	0069	ARK0000	4099999900	122		Other Chargebacks		1,099.00
2007533	6/28/2022	NSF Chec	0610	AGA0000	4010005000	999	008010173	Fund Cash Account	1,954.85	
2007533	6/28/2022	NSF Chec	0610	AGA0000	4010006000	999	008010173	Fund Cash Account	5,979.00	
2007533	6/28/2022	NSF Chec	0610	ARH0000	4040006000	999	008010173	Fund Cash Account	110,000.00	
2007533	6/28/2022	NSF Chec	0610	AGA0000	4010001001	999	008010173	Fund Cash Account	1,193.50	
2007536	6/28/2022	Various Cl	0645	BAA0100	4031068000	999		Fund Cash Account	35.00	
2007536	6/28/2022	Various Cl	0645	BAA0100	4033029000	999		Fund Cash Account	500.00	
2007536	6/28/2022	Various Cl	0645	BAA0100	4038004000	999		Fund Cash Account	24.00	
2007536	6/28/2022	Various Cl	0645	BAA0100	4041028000	999		Fund Cash Account	50.00	
2007536	6/28/2022	Various Cl	0645	BAA0100	4041034000	999		Fund Cash Account	30.00	
2007536	6/28/2022	Various Cl	0645	MMT0200	4033027000	999		Fund Cash Account	115.00	
2007536	6/28/2022	Various Cl	0268	NDB0000	4041002000	999		Fund Cash Account	75.00	

Checks Charged Off Detail

Start Date: 7/1/21 End Date: 6/29/22

Jnl. Entry #	Trx. Date	Ref #	Agency	Fund	Rev Code	Ledger	Ledger Desc.	Description	Debit Amount	Credit Amount
2007536	6/28/2022	Various Cl	0620	SMI0000	4031102000	999		Fund Cash Account	250.00	
2007536	6/28/2022	Various Cl	0645	THL0300	4041028000	999		Fund Cash Account	20.00	
					Totals for: 6/28/2022		***Count: 15***		***120,226.35***	***120,226.35***
2008079	6/29/2022	Various ch	0069	ARK0000	4099999900	122		Other Chargebacks		83,973.92
2008079	6/29/2022	Various ch	0023	MJF0100	4041028000	999		Fund Cash Account	7,410.20	
2008079	6/29/2022	Various ch	0080	SDG0000	4033009000	999		Fund Cash Account	9,409.81	
2008079	6/29/2022	Various ch	0150	SML0000	4023015000	999		Fund Cash Account	245.02	
2008079	6/29/2022	Various ch	0228	NEC0000	4041002000	999		Fund Cash Account	100.00	
2008079	6/29/2022	Various ch	0248	NRE0001	4041012000	999		Fund Cash Account	60.00	
2008079	6/29/2022	Various ch	0283	NPB0000	4043002000	999		Fund Cash Account	311.25	
2008079	6/29/2022	Various ch	0425	TIP0100	4041019000	999		Fund Cash Account	200.00	
2008079	6/29/2022	Various ch	0425	TSI4500	4031026000	999		Fund Cash Account	100.00	
2008079	6/29/2022	Various ch	0610	AGA0000	4012001000	999		Fund Cash Account	75.00	
2008079	6/29/2022	Various ch	0620	TAJ0300	4041028000	999		Fund Cash Account	14,614.37	
2008079	6/29/2022	Various ch	0710	PWD8600	4050001000	999		Fund Cash Account	33,413.55	
2008079	6/29/2022	Various ch	0710	SCT0100	4033019000	999		Fund Cash Account	200.00	
2008079	6/29/2022	Various ch	0800	MLS0100	4031012000	999		Fund Cash Account	329.00	
2008079	6/29/2022	Various ch	0930	HMA0100	4041028000	999		Fund Cash Account	50.00	
2008079	6/29/2022	Various ch	0955	SDN0100	4027002000	999		Fund Cash Account	15.00	
2008079	6/29/2022	Various ch	0960	SCP0000	4022005000	999		Fund Cash Account	189.48	
2008079	6/29/2022	Various ch	0960	SEF0100	4031005000	999		Fund Cash Account	30.00	
2008079	6/29/2022	Various ch	0960	SMP0100	4031062000	999		Fund Cash Account	80.00	
2008079	6/29/2022	Various ch	0960	SMP0600	4033021000	999		Fund Cash Account	40.00	
2008079	6/29/2022	Various ch	0960	SMP8800	4022004000	999		Fund Cash Account	2,999.77	
2008079	6/29/2022	Various ch	0960	SMP8800	4022007000	999		Fund Cash Account	62.50	
2008079	6/29/2022	Various ch	0975	HMD0400	4042001000	999		Fund Cash Account	103.00	
2008079	6/29/2022	Various ch	0990	MJA0100	4031005000	999		Fund Cash Account	20.00	
2008079	6/29/2022	Various ch	0620	SEP0000	4021029000	999		Fund Cash Account	1,505.95	
2008079	6/29/2022	Various ch	0402	SDA0100	4041031000	999		Fund Cash Account	2,600.00	

Checks Charged Off Detail

Start Date: 7/1/21 End Date: 6/29/22

Jnl. Entry #	Trx. Date	Ref #	Agency	Fund	Rev Code	Ledger	Ledger Desc.	Description	Debit Amount	Credit Amount
2008079	6/29/2022	Various ch	0224	NLC0000	4042002000	999		Fund Cash Account	2,500.00	
2008079	6/29/2022	Various ch	0224	NLC0000	4043002000	999		Fund Cash Account	220.00	
2008079	6/29/2022	Various ch	0700	SCS0200	4031084000	999		Fund Cash Account	5,050.00	
2008079	6/29/2022	Various ch	0610	SDV0000	4021055000	999		Fund Cash Account	245.02	
2008079	6/29/2022	Various ch	0390	TJW0100	4041004000	999		Fund Cash Account	50.00	
2008079	6/29/2022	Various ch	0710	PWP7000	4043002000	999		Fund Cash Account	1,320.00	
2008079	6/29/2022	Various ch	0023	MJF0100	4048001000	999		Fund Cash Account	400.00	
2008079	6/29/2022	Various ch	0610	MCA0100	4041028500	999		Fund Cash Account	25.00	
					Totals for: 6/29/2022			***Count: 34***	***83,973.92***	***83,973.92***
					Grand Total			***Count: 861***	***3,608,946.34***	***3,608,946.34***

Run Date: 7/1/2022
Run Time: 10:22:26AM

Demand Account Activity

Start Date: 6/30/2022 End Date: 6/30/2022

Jnl. Entry	Ref #	Trx. Date	Ledger	Debit Amount	Credit Amount
230 - Regions Bank					
2009162	Balance Brought Fo	6/30/2022	230	1,997,351,549.54	
2009162	Balance Brought Fo	6/30/2022	230	150,854,464.65	
2009162	Balance Brought Fo	6/30/2022	230	120,539,421.72	
2009162	Balance Brought Fo	6/30/2022	230	98,194,115.92	
2009162	Balance Brought Fo	6/30/2022	230	89,120,804.00	
2009162	Balance Brought Fo	6/30/2022	230	46,292,567.22	
2009162	Balance Brought Fo	6/30/2022	230	19,315,711.84	
2009162	Balance Brought Fo	6/30/2022	230	17,658,082.86	
2009162	Balance Brought Fo	6/30/2022	230	7,713,456.37	
2009162	Balance Brought Fo	6/30/2022	230	7,077,047.31	
2009162	Balance Brought Fo	6/30/2022	230	6,109,865.36	
2009162	Balance Brought Fo	6/30/2022	230	5,821,768.00	
2009162	Balance Brought Fo	6/30/2022	230	5,820,640.38	
2009162	Balance Brought Fo	6/30/2022	230	4,061,990.50	
2009162	Balance Brought Fo	6/30/2022	230	3,650,000.00	
2009162	Balance Brought Fo	6/30/2022	230	3,153,196.87	
2009162	Balance Brought Fo	6/30/2022	230	2,777,178.96	
2009162	Balance Brought Fo	6/30/2022	230	2,581,077.00	
2009162	Balance Brought Fo	6/30/2022	230	2,529,420.00	
2009162	Balance Brought Fo	6/30/2022	230	2,307,894.56	
2009162	Balance Brought Fo	6/30/2022	230	2,214,245.64	
2009162	Balance Brought Fo	6/30/2022	230	1,726,064.79	
2009162	Balance Brought Fo	6/30/2022	230	870,000.00	
2009162	Balance Brought Fo	6/30/2022	230	731,883.18	
2009162	Balance Brought Fo	6/30/2022	230	441,518.67	
2009162	Balance Brought Fo	6/30/2022	230	420,399.04	
2009162	Balance Brought Fo	6/30/2022	230	400,000.00	
2009162	Balance Brought Fo	6/30/2022	230	338,000.00	
2009162	Balance Brought Fo	6/30/2022	230	281,000.00	
2009162	Balance Brought Fo	6/30/2022	230	235,000.00	
2009162	Balance Brought Fo	6/30/2022	230	228,000.00	
2009162	Balance Brought Fo	6/30/2022	230	209,318.79	
2009162	Balance Brought Fo	6/30/2022	230	204,630.70	
2009162	Balance Brought Fo	6/30/2022	230	200,000.00	
2009162	Balance Brought Fo	6/30/2022	230	178,379.00	
2009162	Balance Brought Fo	6/30/2022	230	177,950.00	
2009162	Balance Brought Fo	6/30/2022	230	165,600.00	
2009162	Balance Brought Fo	6/30/2022	230	110,000.00	
2009162	Balance Brought Fo	6/30/2022	230	70,319.69	
2009162	Balance Brought Fo	6/30/2022	230	66,660.00	
2009162	Balance Brought Fo	6/30/2022	230	50,000.00	
2009162	Balance Brought Fo	6/30/2022	230	50,000.00	
2009162	Balance Brought Fo	6/30/2022	230	40,000.00	
2009162	Balance Brought Fo	6/30/2022	230	25,000.00	
2009162	Balance Brought Fo	6/30/2022	230	25,000.00	
2009162	Balance Brought Fo	6/30/2022	230	24,500.00	
2009162	Balance Brought Fo	6/30/2022	230	22,591.47	
2009162	Balance Brought Fo	6/30/2022	230	20,000.00	
2009162	Balance Brought Fo	6/30/2022	230	13,500.00	
2009162	Balance Brought Fo	6/30/2022	230	8,225.50	
2009162	Balance Brought Fo	6/30/2022	230	2,539.16	
2009162	Balance Brought Fo	6/30/2022	230		2,401,891,869.03
2009162	Balance Brought Fo	6/30/2022	230		200,575,241.06
2009162	Balance Brought Fo	6/30/2022	230		13,468.60

Demand Account Activity

Start Date: 6/30/2022 End Date: 6/30/2022

Jnl. Entry	Ref #	Trx. Date	Ledger			Debit Amount	Credit Amount
Totals for:	***230 - Regions Bank***			***Count:***	***54***	***2,602,480,578.69***	***2,602,480,578.69***

Demand Account Activity

Start Date: 6/30/2022 End Date: 6/30/2022

Jnl. Entry	Ref #	Trx. Date	Ledger		Debit Amount	Credit Amount
242 - Metropolitan-Daily						
2009162	Balance Brought Fo	6/30/2022	242		99,617,293.42	
2009162	Balance Brought Fo	6/30/2022	242		9,648,685.70	
2009162	Balance Brought Fo	6/30/2022	242		5,372,243.71	
2009162	Balance Brought Fo	6/30/2022	242		1,037,270.56	
2009162	Balance Brought Fo	6/30/2022	242			37,000,000.00
2009162	Balance Brought Fo	6/30/2022	242			66,616,027.47
2009162	Balance Brought Fo	6/30/2022	242			12,059,465.92
Totals for:	***242 - Metropolitan-Daily***		***Count:***	***7***	***115,675,493.39***	***115,675,493.39***

Demand Account Activity

Start Date: 6/30/2022 End Date: 6/30/2022

Jnl. Entry	Ref #	Trx. Date	Ledger			Debit Amount	Credit Amount
250 - One Bank							
2009162	Balance Brought Fo	6/30/2022	250			2,318,150.78	
2009162	Balance Brought Fo	6/30/2022	250				2,318,150.78
Totals for:	***250 - One Bank***			***Count:***	***2***	***2,318,150.78***	***2,318,150.78***

Demand Account Activity

Start Date: 6/30/2022 End Date: 6/30/2022

Jnl. Entry	Ref #	Trx. Date	Ledger			Debit Amount	Credit Amount
255 - Bank Of Delight							
2009162	Balance Brought Fo	6/30/2022	255			5,150,206.59	
2009162	Balance Brought Fo	6/30/2022	255				5,150,206.59
Totals for:	***255 - Bank Of Delight***			***Count:***	***2***	***5,150,206.59***	***5,150,206.59***

Demand Account Activity

Start Date: 6/30/2022 End Date: 6/30/2022

Jnl. Entry	Ref #	Trx. Date	Ledger			Debit Amount	Credit Amount
260 - Bank of the Ozarks							
2009162	Balance Brought Fo	6/30/2022	260			58,349,102.42	
Totals for:	***260 - Bank of the Ozarks***			***Count:***	***1***	***58,349,102.42***	***0.00***

Demand Account Activity

Start Date: 6/30/2022 End Date: 6/30/2022

Jnl. Entry	Ref #	Trx. Date	Ledger	Debit Amount	Credit Amount
270 - Bank Of America					
2009162	Balance Brought Fo	6/30/2022	270	10,816,079,819.26	
2009162	Balance Brought Fo	6/30/2022	270	1,824,782,528.47	
2009162	Balance Brought Fo	6/30/2022	270	709,624,543.78	
2009162	Balance Brought Fo	6/30/2022	270	467,591,663.46	
2009162	Balance Brought Fo	6/30/2022	270	306,424,808.62	
2009162	Balance Brought Fo	6/30/2022	270	247,424,980.98	
2009162	Balance Brought Fo	6/30/2022	270	181,852,261.38	
2009162	Balance Brought Fo	6/30/2022	270	156,515,993.07	
2009162	Balance Brought Fo	6/30/2022	270	153,578,967.64	
2009162	Balance Brought Fo	6/30/2022	270	146,943,777.07	
2009162	Balance Brought Fo	6/30/2022	270	143,311,239.00	
2009162	Balance Brought Fo	6/30/2022	270	142,874,110.01	
2009162	Balance Brought Fo	6/30/2022	270	103,509,180.66	
2009162	Balance Brought Fo	6/30/2022	270	93,431,651.19	
2009162	Balance Brought Fo	6/30/2022	270	84,371,416.38	
2009162	Balance Brought Fo	6/30/2022	270	64,465,988.53	
2009162	Balance Brought Fo	6/30/2022	270	54,894,105.01	
2009162	Balance Brought Fo	6/30/2022	270	34,588,304.53	
2009162	Balance Brought Fo	6/30/2022	270	30,011,444.94	
2009162	Balance Brought Fo	6/30/2022	270	30,000,000.00	
2009162	Balance Brought Fo	6/30/2022	270	29,437,084.14	
2009162	Balance Brought Fo	6/30/2022	270	28,987,759.34	
2009162	Balance Brought Fo	6/30/2022	270	15,484,182.73	
2009162	Balance Brought Fo	6/30/2022	270	12,976,380.44	
2009162	Balance Brought Fo	6/30/2022	270	11,720,773.62	
2009162	Balance Brought Fo	6/30/2022	270	7,886,494.35	
2009162	Balance Brought Fo	6/30/2022	270	7,755,515.72	
2009162	Balance Brought Fo	6/30/2022	270	7,700,488.12	
2009162	Balance Brought Fo	6/30/2022	270	7,668,131.00	
2009162	Balance Brought Fo	6/30/2022	270	7,092,012.12	
2009162	Balance Brought Fo	6/30/2022	270	6,585,846.40	
2009162	Balance Brought Fo	6/30/2022	270	5,849,838.03	
2009162	Balance Brought Fo	6/30/2022	270	5,781,873.43	
2009162	Balance Brought Fo	6/30/2022	270	4,519,155.00	
2009162	Balance Brought Fo	6/30/2022	270	4,155,790.20	
2009162	Balance Brought Fo	6/30/2022	270	3,915,267.58	
2009162	Balance Brought Fo	6/30/2022	270	3,815,018.91	
2009162	Balance Brought Fo	6/30/2022	270	3,262,544.49	
2009162	Balance Brought Fo	6/30/2022	270	2,855,569.60	
2009162	Balance Brought Fo	6/30/2022	270	2,408,744.96	
2009162	Balance Brought Fo	6/30/2022	270	2,343,701.74	
2009162	Balance Brought Fo	6/30/2022	270	2,299,727.21	
2009162	Balance Brought Fo	6/30/2022	270	2,295,611.48	
2009162	Balance Brought Fo	6/30/2022	270	2,284,772.47	
2009162	Balance Brought Fo	6/30/2022	270	1,953,201.15	
2009162	Balance Brought Fo	6/30/2022	270	1,578,047.44	
2009162	Balance Brought Fo	6/30/2022	270	1,279,414.79	
2009162	Balance Brought Fo	6/30/2022	270	1,220,000.00	
2009162	Balance Brought Fo	6/30/2022	270	1,134,699.39	
2009162	Balance Brought Fo	6/30/2022	270	1,089,157.68	
2009162	Balance Brought Fo	6/30/2022	270	1,047,076.88	
2009162	Balance Brought Fo	6/30/2022	270	1,045,799.97	
2009162	Balance Brought Fo	6/30/2022	270	939,400.00	
2009162	Balance Brought Fo	6/30/2022	270	843,579.14	
2009162	Balance Brought Fo	6/30/2022	270	815,743.02	

Demand Account Activity

Start Date: 6/30/2022 End Date: 6/30/2022

Jnl. Entry	Ref #	Trx. Date	Ledger	Debit Amount	Credit Amount
2009162	Balance Brought Fo	6/30/2022	270	809,796.00	
2009162	Balance Brought Fo	6/30/2022	270	732,306.20	
2009162	Balance Brought Fo	6/30/2022	270	561,086.60	
2009162	Balance Brought Fo	6/30/2022	270	545,877.23	
2009162	Balance Brought Fo	6/30/2022	270	515,268.83	
2009162	Balance Brought Fo	6/30/2022	270	468,830.36	
2009162	Balance Brought Fo	6/30/2022	270	467,156.50	
2009162	Balance Brought Fo	6/30/2022	270	433,953.86	
2009162	Balance Brought Fo	6/30/2022	270	392,021.80	
2009162	Balance Brought Fo	6/30/2022	270	389,549.62	
2009162	Balance Brought Fo	6/30/2022	270	332,810.14	
2009162	Balance Brought Fo	6/30/2022	270	300,000.00	
2009162	Balance Brought Fo	6/30/2022	270	271,678.66	
2009162	Balance Brought Fo	6/30/2022	270	240,000.00	
2009162	Balance Brought Fo	6/30/2022	270	224,584.55	
2009162	Balance Brought Fo	6/30/2022	270	223,176.00	
2009162	Balance Brought Fo	6/30/2022	270	208,240.00	
2009162	Balance Brought Fo	6/30/2022	270	181,049.24	
2009162	Balance Brought Fo	6/30/2022	270	156,770.74	
2009162	Balance Brought Fo	6/30/2022	270	153,072.00	
2009162	Balance Brought Fo	6/30/2022	270	130,402.01	
2009162	Balance Brought Fo	6/30/2022	270	111,999.00	
2009162	Balance Brought Fo	6/30/2022	270	108,536.73	
2009162	Balance Brought Fo	6/30/2022	270	104,042.00	
2009162	Balance Brought Fo	6/30/2022	270	100,000.00	
2009162	Balance Brought Fo	6/30/2022	270	86,094.15	
2009162	Balance Brought Fo	6/30/2022	270	75,000.00	
2009162	Balance Brought Fo	6/30/2022	270	71,740.00	
2009162	Balance Brought Fo	6/30/2022	270	69,870.20	
2009162	Balance Brought Fo	6/30/2022	270	65,882.17	
2009162	Balance Brought Fo	6/30/2022	270	47,003.42	
2009162	Balance Brought Fo	6/30/2022	270	45,445.53	
2009162	Balance Brought Fo	6/30/2022	270	38,873.00	
2009162	Balance Brought Fo	6/30/2022	270	36,550.63	
2009162	Balance Brought Fo	6/30/2022	270	35,440.00	
2009162	Balance Brought Fo	6/30/2022	270	33,002.59	
2009162	Balance Brought Fo	6/30/2022	270	30,910.87	
2009162	Balance Brought Fo	6/30/2022	270	28,455.61	
2009162	Balance Brought Fo	6/30/2022	270	25,241.00	
2009162	Balance Brought Fo	6/30/2022	270	25,000.00	
2009162	Balance Brought Fo	6/30/2022	270	17,034.91	
2009162	Balance Brought Fo	6/30/2022	270	11,570.00	
2009162	Balance Brought Fo	6/30/2022	270	11,135.00	
2009162	Balance Brought Fo	6/30/2022	270	9,987.50	
2009162	Balance Brought Fo	6/30/2022	270	9,896.25	
2009162	Balance Brought Fo	6/30/2022	270	9,877.00	
2009162	Balance Brought Fo	6/30/2022	270	9,757.63	
2009162	Balance Brought Fo	6/30/2022	270	9,000.00	
2009162	Balance Brought Fo	6/30/2022	270	8,760.00	
2009162	Balance Brought Fo	6/30/2022	270	8,457.53	
2009162	Balance Brought Fo	6/30/2022	270	8,442.00	
2009162	Balance Brought Fo	6/30/2022	270	7,957.79	
2009162	Balance Brought Fo	6/30/2022	270	6,908.89	
2009162	Balance Brought Fo	6/30/2022	270	5,836.90	
2009162	Balance Brought Fo	6/30/2022	270	5,524.37	
2009162	Balance Brought Fo	6/30/2022	270	4,200.00	

Demand Account Activity

Start Date: 6/30/2022 End Date: 6/30/2022

Jnl. Entry	Ref #	Trx. Date	Ledger			Debit Amount	Credit Amount
2009162	Balance Brought For	6/30/2022	270			3,310.00	
2009162	Balance Brought For	6/30/2022	270			3,250.00	
2009162	Balance Brought For	6/30/2022	270			1,446.05	
2009162	Balance Brought For	6/30/2022	270			1,198.00	
2009162	Balance Brought For	6/30/2022	270			700.00	
2009162	Balance Brought For	6/30/2022	270			520.00	
2009162	Balance Brought For	6/30/2022	270			199.16	
2009162	Balance Brought For	6/30/2022	270			155.00	
2009162	Balance Brought For	6/30/2022	270			40.00	
2009162	Balance Brought For	6/30/2022	270				928,300.00
2009162	Balance Brought For	6/30/2022	270				35,044,807.21
2009162	Balance Brought For	6/30/2022	270				487,336,032.68
2009162	Balance Brought For	6/30/2022	270				15,480,004,931.72
Totals for:	***270 - Bank Of America***			***Count:***	***124***	***16,003,337,067.74***	***16,003,314,071.61***

Demand Account Activity

Start Date: 6/30/2022 End Date: 6/30/2022

Jnl. Entry	Ref #	Trx. Date	Ledger			Debit Amount	Credit Amount
280 - Centennial Bank							
2009162	Balance Brought Fo	6/30/2022	280			50,354,806.71	
Totals for:	***280 - Centennial Bank***			***Count:***	***1***	***50,354,806.71***	***0.00***

Demand Account Activity

Start Date: 6/30/2022 End Date: 6/30/2022

Jnl. Entry	Ref #	Trx. Date	Ledger			Debit Amount	Credit Amount
300 - Simmons Pine Bluff							
2009162	Balance Brought Fo	6/30/2022	300			72,865,937.84	
2009162	Balance Brought Fo	6/30/2022	300			6,727,307.24	
2009162	Balance Brought Fo	6/30/2022	300				69,242,000.05
Totals for:	***300 - Simmons Pine Bluff***			***Count:***	***3***	***79,593,245.08***	***69,242,000.05***

Demand Account Activity

Start Date: 6/30/2022 End Date: 6/30/2022

Jnl. Entry	Ref #	Trx. Date	Ledger			Debit Amount	Credit Amount
310 - First Security Bank							
2009162	Balance Brought Fo	6/30/2022	310			6,511.21	
Totals for:	***310 - First Security Bank***			***Count:***	***1***	***6,511.21***	***0.00***
		Grand Total		***Count:***	***195***	***18,917,265,162.61***	***18,798,180,501.11***

Run Date: 7/1/2022
Run Time: 10:23:14AM

Demand Account Activity

Start Date: 7/1/2021 End Date: 6/30/2022

Jnl. Entry	Ref #	Trx. Date	Ledger	Debit Amount	Credit Amount
230 - Regions Bank					
2009162	Balance Brought Fo	6/30/2022	230	1,997,351,549.54	
2009162	Balance Brought Fo	6/30/2022	230	150,854,464.65	
2009162	Balance Brought Fo	6/30/2022	230	120,539,421.72	
2009162	Balance Brought Fo	6/30/2022	230	98,194,115.92	
2009162	Balance Brought Fo	6/30/2022	230	89,120,804.00	
2009162	Balance Brought Fo	6/30/2022	230	46,292,567.22	
2009162	Balance Brought Fo	6/30/2022	230	19,315,711.84	
2009162	Balance Brought Fo	6/30/2022	230	17,658,082.86	
2009162	Balance Brought Fo	6/30/2022	230	7,713,456.37	
2009162	Balance Brought Fo	6/30/2022	230	7,077,047.31	
2009162	Balance Brought Fo	6/30/2022	230	6,109,865.36	
2009162	Balance Brought Fo	6/30/2022	230	5,821,768.00	
2009162	Balance Brought Fo	6/30/2022	230	5,820,640.38	
2009162	Balance Brought Fo	6/30/2022	230	4,061,990.50	
2009162	Balance Brought Fo	6/30/2022	230	3,650,000.00	
2009162	Balance Brought Fo	6/30/2022	230	3,153,196.87	
2009162	Balance Brought Fo	6/30/2022	230	2,777,178.96	
2009162	Balance Brought Fo	6/30/2022	230	2,581,077.00	
2009162	Balance Brought Fo	6/30/2022	230	2,529,420.00	
2009162	Balance Brought Fo	6/30/2022	230	2,307,894.56	
2009162	Balance Brought Fo	6/30/2022	230	2,214,245.64	
2009162	Balance Brought Fo	6/30/2022	230	1,726,064.79	
2009162	Balance Brought Fo	6/30/2022	230	870,000.00	
2009162	Balance Brought Fo	6/30/2022	230	731,883.18	
2009162	Balance Brought Fo	6/30/2022	230	441,518.67	
2009162	Balance Brought Fo	6/30/2022	230	420,399.04	
2009162	Balance Brought Fo	6/30/2022	230	400,000.00	
2009162	Balance Brought Fo	6/30/2022	230	338,000.00	
2009162	Balance Brought Fo	6/30/2022	230	281,000.00	
2009162	Balance Brought Fo	6/30/2022	230	235,000.00	
2009162	Balance Brought Fo	6/30/2022	230	228,000.00	
2009162	Balance Brought Fo	6/30/2022	230	209,318.79	
2009162	Balance Brought Fo	6/30/2022	230	204,630.70	
2009162	Balance Brought Fo	6/30/2022	230	200,000.00	
2009162	Balance Brought Fo	6/30/2022	230	178,379.00	
2009162	Balance Brought Fo	6/30/2022	230	177,950.00	
2009162	Balance Brought Fo	6/30/2022	230	165,600.00	
2009162	Balance Brought Fo	6/30/2022	230	110,000.00	
2009162	Balance Brought Fo	6/30/2022	230	70,319.69	
2009162	Balance Brought Fo	6/30/2022	230	66,660.00	
2009162	Balance Brought Fo	6/30/2022	230	50,000.00	
2009162	Balance Brought Fo	6/30/2022	230	50,000.00	
2009162	Balance Brought Fo	6/30/2022	230	40,000.00	
2009162	Balance Brought Fo	6/30/2022	230	25,000.00	
2009162	Balance Brought Fo	6/30/2022	230	25,000.00	
2009162	Balance Brought Fo	6/30/2022	230	24,500.00	
2009162	Balance Brought Fo	6/30/2022	230	22,591.47	
2009162	Balance Brought Fo	6/30/2022	230	20,000.00	
2009162	Balance Brought Fo	6/30/2022	230	13,500.00	
2009162	Balance Brought Fo	6/30/2022	230	8,225.50	
2009162	Balance Brought Fo	6/30/2022	230	2,539.16	
2009162	Balance Brought Fo	6/30/2022	230		2,401,891,869.03
2009162	Balance Brought Fo	6/30/2022	230		200,575,241.06
2009162	Balance Brought Fo	6/30/2022	230		13,468.60

Demand Account Activity

Start Date: 7/1/2021 End Date: 6/30/2022

Jnl. Entry	Ref #	Trx. Date	Ledger			Debit Amount	Credit Amount
Totals for:	***230 - Regions Bank***			***Count:***	***54***	***2,602,480,578.69***	***2,602,480,578.69***

Demand Account Activity

Start Date: 7/1/2021 End Date: 6/30/2022

Jnl. Entry	Ref #	Trx. Date	Ledger		Debit Amount	Credit Amount
242 - Metropolitan-Daily						
2009162	Balance Brought Fo	6/30/2022	242		99,617,293.42	
2009162	Balance Brought Fo	6/30/2022	242		9,648,685.70	
2009162	Balance Brought Fo	6/30/2022	242		5,372,243.71	
2009162	Balance Brought Fo	6/30/2022	242		1,037,270.56	
2009162	Balance Brought Fo	6/30/2022	242			37,000,000.00
2009162	Balance Brought Fo	6/30/2022	242			66,616,027.47
2009162	Balance Brought Fo	6/30/2022	242			12,059,465.92
Totals for:	***242 - Metropolitan-Daily***		***Count:***	***7***	***115,675,493.39***	***115,675,493.39***

Demand Account Activity

Start Date: 7/1/2021 End Date: 6/30/2022

Jnl. Entry	Ref #	Trx. Date	Ledger			Debit Amount	Credit Amount
250 - One Bank							
2009162	Balance Brought For	6/30/2022	250			2,318,150.78	
2009162	Balance Brought For	6/30/2022	250				2,318,150.78
Totals for:	***250 - One Bank***			***Count:***	***2***	***2,318,150.78***	***2,318,150.78***

Demand Account Activity

Start Date: 7/1/2021 End Date: 6/30/2022

Jnl. Entry	Ref #	Trx. Date	Ledger			Debit Amount	Credit Amount
255 - Bank Of Delight							
2009162	Balance Brought Fo	6/30/2022	255			5,150,206.59	
2009162	Balance Brought Fo	6/30/2022	255				5,150,206.59
Totals for:	***255 - Bank Of Delight***			***Count:***	***2***	***5,150,206.59***	***5,150,206.59***

Demand Account Activity

Start Date: 7/1/2021 End Date: 6/30/2022

Jnl. Entry	Ref #	Trx. Date	Ledger			Debit Amount	Credit Amount
260 - Bank of the Ozarks							
2009162	Balance Brought Fo	6/30/2022	260			58,349,102.42	
Totals for:	***260 - Bank of the Ozarks***			***Count:***	***1***	***58,349,102.42***	***0.00***

Demand Account Activity

Start Date: 7/1/2021 End Date: 6/30/2022

Jnl. Entry	Ref #	Trx. Date	Ledger	Debit Amount	Credit Amount
270 - Bank Of America					
2009162	Balance Brought Fo	6/30/2022	270	10,816,079,819.26	
2009162	Balance Brought Fo	6/30/2022	270	1,824,782,528.47	
2009162	Balance Brought Fo	6/30/2022	270	709,624,543.78	
2009162	Balance Brought Fo	6/30/2022	270	467,591,663.46	
2009162	Balance Brought Fo	6/30/2022	270	306,424,808.62	
2009162	Balance Brought Fo	6/30/2022	270	247,424,980.98	
2009162	Balance Brought Fo	6/30/2022	270	181,852,261.38	
2009162	Balance Brought Fo	6/30/2022	270	156,515,993.07	
2009162	Balance Brought Fo	6/30/2022	270	153,578,967.64	
2009162	Balance Brought Fo	6/30/2022	270	146,943,777.07	
2009162	Balance Brought Fo	6/30/2022	270	143,311,239.00	
2009162	Balance Brought Fo	6/30/2022	270	142,874,110.01	
2009162	Balance Brought Fo	6/30/2022	270	103,509,180.66	
2009162	Balance Brought Fo	6/30/2022	270	93,431,651.19	
2009162	Balance Brought Fo	6/30/2022	270	84,371,416.38	
2009162	Balance Brought Fo	6/30/2022	270	64,465,988.53	
2009162	Balance Brought Fo	6/30/2022	270	54,894,105.01	
2009162	Balance Brought Fo	6/30/2022	270	34,588,304.53	
2009162	Balance Brought Fo	6/30/2022	270	30,011,444.94	
2009162	Balance Brought Fo	6/30/2022	270	30,000,000.00	
2009162	Balance Brought Fo	6/30/2022	270	29,437,084.14	
2009162	Balance Brought Fo	6/30/2022	270	28,987,759.34	
2009162	Balance Brought Fo	6/30/2022	270	15,484,182.73	
2009162	Balance Brought Fo	6/30/2022	270	12,976,380.44	
2009162	Balance Brought Fo	6/30/2022	270	11,720,773.62	
2009162	Balance Brought Fo	6/30/2022	270	7,886,494.35	
2009162	Balance Brought Fo	6/30/2022	270	7,755,515.72	
2009162	Balance Brought Fo	6/30/2022	270	7,700,488.12	
2009162	Balance Brought Fo	6/30/2022	270	7,668,131.00	
2009162	Balance Brought Fo	6/30/2022	270	7,092,012.12	
2009162	Balance Brought Fo	6/30/2022	270	6,585,846.40	
2009162	Balance Brought Fo	6/30/2022	270	5,849,838.03	
2009162	Balance Brought Fo	6/30/2022	270	5,781,873.43	
2009162	Balance Brought Fo	6/30/2022	270	4,519,155.00	
2009162	Balance Brought Fo	6/30/2022	270	4,155,790.20	
2009162	Balance Brought Fo	6/30/2022	270	3,915,267.58	
2009162	Balance Brought Fo	6/30/2022	270	3,815,018.91	
2009162	Balance Brought Fo	6/30/2022	270	3,262,544.49	
2009162	Balance Brought Fo	6/30/2022	270	2,855,569.60	
2009162	Balance Brought Fo	6/30/2022	270	2,408,744.96	
2009162	Balance Brought Fo	6/30/2022	270	2,343,701.74	
2009162	Balance Brought Fo	6/30/2022	270	2,299,727.21	
2009162	Balance Brought Fo	6/30/2022	270	2,295,611.48	
2009162	Balance Brought Fo	6/30/2022	270	2,284,772.47	
2009162	Balance Brought Fo	6/30/2022	270	1,953,201.15	
2009162	Balance Brought Fo	6/30/2022	270	1,578,047.44	
2009162	Balance Brought Fo	6/30/2022	270	1,279,414.79	
2009162	Balance Brought Fo	6/30/2022	270	1,220,000.00	
2009162	Balance Brought Fo	6/30/2022	270	1,134,699.39	
2009162	Balance Brought Fo	6/30/2022	270	1,089,157.68	
2009162	Balance Brought Fo	6/30/2022	270	1,047,076.88	
2009162	Balance Brought Fo	6/30/2022	270	1,045,799.97	
2009162	Balance Brought Fo	6/30/2022	270	939,400.00	
2009162	Balance Brought Fo	6/30/2022	270	843,579.14	
2009162	Balance Brought Fo	6/30/2022	270	815,743.02	

Demand Account Activity

Start Date: 7/1/2021 End Date: 6/30/2022

Jnl. Entry	Ref #	Trx. Date	Ledger	Debit Amount	Credit Amount
2009162	Balance Brought Fo	6/30/2022	270	809,796.00	
2009162	Balance Brought Fo	6/30/2022	270	732,306.20	
2009162	Balance Brought Fo	6/30/2022	270	561,086.60	
2009162	Balance Brought Fo	6/30/2022	270	545,877.23	
2009162	Balance Brought Fo	6/30/2022	270	515,268.83	
2009162	Balance Brought Fo	6/30/2022	270	468,830.36	
2009162	Balance Brought Fo	6/30/2022	270	467,156.50	
2009162	Balance Brought Fo	6/30/2022	270	433,953.86	
2009162	Balance Brought Fo	6/30/2022	270	392,021.80	
2009162	Balance Brought Fo	6/30/2022	270	389,549.62	
2009162	Balance Brought Fo	6/30/2022	270	332,810.14	
2009162	Balance Brought Fo	6/30/2022	270	300,000.00	
2009162	Balance Brought Fo	6/30/2022	270	271,678.66	
2009162	Balance Brought Fo	6/30/2022	270	240,000.00	
2009162	Balance Brought Fo	6/30/2022	270	224,584.55	
2009162	Balance Brought Fo	6/30/2022	270	223,176.00	
2009162	Balance Brought Fo	6/30/2022	270	208,240.00	
2009162	Balance Brought Fo	6/30/2022	270	181,049.24	
2009162	Balance Brought Fo	6/30/2022	270	156,770.74	
2009162	Balance Brought Fo	6/30/2022	270	153,072.00	
2009162	Balance Brought Fo	6/30/2022	270	130,402.01	
2009162	Balance Brought Fo	6/30/2022	270	111,999.00	
2009162	Balance Brought Fo	6/30/2022	270	108,536.73	
2009162	Balance Brought Fo	6/30/2022	270	104,042.00	
2009162	Balance Brought Fo	6/30/2022	270	100,000.00	
2009162	Balance Brought Fo	6/30/2022	270	86,094.15	
2009162	Balance Brought Fo	6/30/2022	270	75,000.00	
2009162	Balance Brought Fo	6/30/2022	270	71,740.00	
2009162	Balance Brought Fo	6/30/2022	270	69,870.20	
2009162	Balance Brought Fo	6/30/2022	270	65,882.17	
2009162	Balance Brought Fo	6/30/2022	270	47,003.42	
2009162	Balance Brought Fo	6/30/2022	270	45,445.53	
2009162	Balance Brought Fo	6/30/2022	270	38,873.00	
2009162	Balance Brought Fo	6/30/2022	270	36,550.63	
2009162	Balance Brought Fo	6/30/2022	270	35,440.00	
2009162	Balance Brought Fo	6/30/2022	270	33,002.59	
2009162	Balance Brought Fo	6/30/2022	270	30,910.87	
2009162	Balance Brought Fo	6/30/2022	270	28,455.61	
2009162	Balance Brought Fo	6/30/2022	270	25,241.00	
2009162	Balance Brought Fo	6/30/2022	270	25,000.00	
2009162	Balance Brought Fo	6/30/2022	270	17,034.91	
2009162	Balance Brought Fo	6/30/2022	270	11,570.00	
2009162	Balance Brought Fo	6/30/2022	270	11,135.00	
2009162	Balance Brought Fo	6/30/2022	270	9,987.50	
2009162	Balance Brought Fo	6/30/2022	270	9,896.25	
2009162	Balance Brought Fo	6/30/2022	270	9,877.00	
2009162	Balance Brought Fo	6/30/2022	270	9,757.63	
2009162	Balance Brought Fo	6/30/2022	270	9,000.00	
2009162	Balance Brought Fo	6/30/2022	270	8,760.00	
2009162	Balance Brought Fo	6/30/2022	270	8,457.53	
2009162	Balance Brought Fo	6/30/2022	270	8,442.00	
2009162	Balance Brought Fo	6/30/2022	270	7,957.79	
2009162	Balance Brought Fo	6/30/2022	270	6,908.89	
2009162	Balance Brought Fo	6/30/2022	270	5,836.90	
2009162	Balance Brought Fo	6/30/2022	270	5,524.37	
2009162	Balance Brought Fo	6/30/2022	270	4,200.00	

Demand Account Activity

Start Date: 7/1/2021 End Date: 6/30/2022

Jnl. Entry	Ref #	Trx. Date	Ledger			Debit Amount	Credit Amount
2009162	Balance Brought Fo	6/30/2022	270			3,310.00	
2009162	Balance Brought Fo	6/30/2022	270			3,250.00	
2009162	Balance Brought Fo	6/30/2022	270			1,446.05	
2009162	Balance Brought Fo	6/30/2022	270			1,198.00	
2009162	Balance Brought Fo	6/30/2022	270			700.00	
2009162	Balance Brought Fo	6/30/2022	270			520.00	
2009162	Balance Brought Fo	6/30/2022	270			199.16	
2009162	Balance Brought Fo	6/30/2022	270			155.00	
2009162	Balance Brought Fo	6/30/2022	270			40.00	
2009162	Balance Brought Fo	6/30/2022	270				928,300.00
2009162	Balance Brought Fo	6/30/2022	270				35,044,807.21
2009162	Balance Brought Fo	6/30/2022	270				487,336,032.68
2009162	Balance Brought Fo	6/30/2022	270				15,480,004,931.72
Totals for:	***270 - Bank Of America***			***Count:***	***124***	***16,003,337,067.74***	***16,003,314,071.61***

Demand Account Activity

Start Date: 7/1/2021 End Date: 6/30/2022

Jnl. Entry	Ref #	Trx. Date	Ledger		Debit Amount	Credit Amount
280 - Centennial Bank						
2009162	Balance Brought Fo	6/30/2022	280		50,354,806.71	
Totals for:	***280 - Centennial Bank***		***Count:***	***1***	***50,354,806.71***	***0.00***

Demand Account Activity

Start Date: 7/1/2021 End Date: 6/30/2022

Jnl. Entry	Ref #	Trx. Date	Ledger			Debit Amount	Credit Amount
300 - Simmons Pine Bluff							
2009162	Balance Brought Fo	6/30/2022	300			72,865,937.84	
2009162	Balance Brought Fo	6/30/2022	300			6,727,307.24	
2009162	Balance Brought Fo	6/30/2022	300				69,242,000.05
Totals for:	***300 - Simmons Pine Bluff***			***Count:***	***3***	***79,593,245.08***	***69,242,000.05***

Demand Account Activity

Start Date: 7/1/2021 End Date: 6/30/2022

Jnl. Entry	Ref #	Trx. Date	Ledger			Debit Amount	Credit Amount
310 - First Security Bank							
2009162	Balance Brought Fo	6/30/2022	310			6,511.21	
Totals for:	***310 - First Security Bank***			***Count:***	***1***	***6,511.21***	***0.00***
		Grand Total		***Count:***	***195***	***18,917,265,162.61***	***18,798,180,501.11***

Fund Transaction by Type

Start Date:6/30/22 End Date:6/30/22

Fund / Type	Fund Description / Type Description	Beginning Balance / Debits	Credits	Ending Balance
AGA0000	**General Revenue Allotment**	**-570,739,314.56**		
BBF		184,194,368,676.50	184,194,368,676.50	
				0.00
AGA0090	**GR Hwy Casino Gaming**	**-8,617,967.65**		
BBF		5,599,085.14	18,755,122.57	
				-13,156,037.43
AGA6300	**Sec of St-Franchise Tax**	**0.00**		
BBF		433,716.21	433,716.21	
				0.00
ARH0000	**Revenue Holding**	**-133,960,958.42**		
BBF		8,474,187,358.76	8,474,187,358.76	
				0.00
ARH0001	**S/U Tax Holding (0610)**	**0.00**		
BBF		3,167,944,089.63	3,167,944,089.63	
				0.00
ARH0002	**Motor Fuel Tax Holding (0610)**	**0.00**		
BBF		505,704.69	505,704.69	
				0.00
ARH0003	**Nat'l Gas SevTax Hold (0610)**	**0.00**		
BBF		81,794.96	81,794.96	
				0.00
ARH0100	**Revenue Holding Ins**	**-4,409,069.00**		
BBF		136,454,079.41	136,454,079.41	
				0.00
ARH0200	**Revenue Holding Premium Ta**	**-83,490,525.71**		
BBF		346,905,778.58	346,905,778.58	
				0.00
ARHDSMV	**RevHold DSMV (0610)**	**-2,096,845.07**		
BBF		6,541,501,518.77	6,543,598,230.84	
				-2,096,712.07
ARHMULT	**Mulit Tax Holding (0610)**	**0.00**		
BBF		16,832,142.52	16,832,142.52	
				0.00
ARK0000	**Treasury Cash Account**	**0.00**		
BBF		1,774,788,622.90	1,774,788,622.90	
				0.00
ASA0000	**Special Revenue Allotment**	**-274,137,538.61**		
BBF		188,074,236.85	188,074,236.85	
				0.00
BAA0000	**Public Health**	**-1,282,437.31**		
BBF		1,784,059,028.28	1,784,901,619.30	
				-842,591.02
BAA0100	**Public Health**	**-42,024,485.60**		
BBF		1,037,709,863.65	1,076,428,577.62	
				-38,718,713.97
BAA0200	**Health NonDoscretionary Rev**	**-30,397,243.08**		
BBF		354,038,644.31	386,519,265.63	
				-32,480,621.32
BAA0300	**Trauma System Exp 1386/09**	**-13,053,151.11**		

Fund	Fund Description	Beginning Balance		Ending Balance
Type	Type Description	Debits	Credits	
BBF		238,838,065.70	251,660,391.62	
				-12,822,325.92
BAA0310	**Trauma GR Hold (0645)**	**-119,712.85**		
BBF		131,974,434.92	132,092,818.70	
				-118,383.78
BAA0400	**PH Indirect Cost**	**0.00**		
BBF		332,787.98	332,787.98	
				0.00
BAA0500	**PH Nursing Pay Grid**	**0.00**		
BBF		4,282,611.52	4,282,611.52	
				0.00
BAA0520	**Kidney Disease Comm**	**0.00**		
BBF		874,969.28	874,969.28	
				0.00
BAA0700	**PH Admin Svc Agreement**	**0.00**		
BBF		49.62	49.62	
				0.00
BAA0800	**Public Health Rabies**	**0.00**		
BBF		6,000,316.00	6,000,316.00	
				0.00
BAA0OLD	**Baa-Old**	**0.00**		
BBF		3,501,573.25	3,501,573.25	
				0.00
BAA1000	**PH EMT Certification Fees**	**0.00**		
BBF		57,216.13	57,216.13	
				0.00
BAA1001	**PH School Vision/Hear Equip**	**0.00**		
BBF		2,210.00	2,210.00	
				0.00
BAA1200	**Cost Allocation Recon (0645)**	**-9,623,013.09**		
BBF		45,021,191.45	54,643,774.57	
				-9,622,583.12
BAA1500	**PH Lab Reimbursement**	**0.00**		
BBF		113,834.34	113,834.34	
				0.00
BAA2000	**Cosmetology Revenue 4/09**	**-5,338,589.98**		
BBF		13,570,121.57	18,971,256.53	
				-5,401,134.96
BAA2500	**PH Safe Kids Coalition**	**0.00**		
BBF		3,948.04	3,948.04	
				0.00
BAA2510	**Board of Sanitarians**	**-37,477.41**		
BBF		100,933.11	138,431.16	
				-37,498.05
BAA2600	**PH Diabetes Ctrl Eli Lilly**	**0.00**		
BBF		217,900.00	217,900.00	
				0.00
BAA2750	**Board of Health ACA 19-5-104**	**-2,455.13**		
BBF		3,289.95	5,745.08	
				-2,455.13

Fund Transaction by Type

Start Date:6/30/22 End Date:6/30/22

Fund / Type	Fund Description / Type Description	Beginning Balance / Debits	Credits	Ending Balance
BAA3000	**PH Home Health**	**-2,575,462.14**		
BBF		810,299,414.66	812,874,876.80	
				-2,575,462.14
BAA3100	**PH In Home Services Adm**	**0.00**		
BBF		17,456,187.88	17,456,187.88	
				0.00
BAA3200	**PH In Home Svcs Paying**	**0.00**		
BBF		1,132,506.74	1,132,506.74	
				0.00
BAA3300	**PH Target Case Management**	**0.00**		
BBF		9,444,060.35	9,444,060.35	
				0.00
BAA3400	**PH Maternal & Infant**	**0.00**		
BBF		10,144,752.05	10,144,752.05	
				0.00
BAA3600	**PH Medicaid Personal Care**	**0.00**		
BBF		196,401,702.43	196,401,702.43	
				0.00
BAA3700	**PH Hospice**	**0.00**		
BBF		35,603,191.58	35,603,191.58	
				0.00
BAA3800	**PH Home Care**	**0.00**		
BBF		51,126,792.46	51,126,792.46	
				0.00
BAA4200	**Medical Marijuana (0645)**	**-531,038.26**		
BBF		4,292,696.96	4,810,026.40	
				-517,329.44
BAA4400	**PH Henry Ford Foundation**	**0.00**		
BBF		202,539.60	202,539.60	
				0.00
BAA4600	**Public Hlth-Gov Cnty Phys Fit**	**0.00**		
BBF		44,792.22	44,792.22	
				0.00
BAA4700	**PH AR Better Chance**	**0.00**		
BBF		33,612.86	33,612.86	
				0.00
BAA5200	**PH Ortho TB Grant**	**0.00**		
BBF		8,636.03	8,636.03	
				0.00
BAA5600	**PH Choose Life Adoption**	**0.00**		
BBF		48,491.34	48,491.34	
				0.00
BAA5700	**PH Abstinence/Unwed Birth**	**0.00**		
BBF		176,734.38	176,734.38	
				0.00
BAA5800	**PH WIC Farmers Market**	**0.00**		
BBF		18.56	18.56	
				0.00
BAA6700	**PH Marine Sanitation**	**0.00**		
BBF		89,171.00	89,171.00	

Fund / Type	Fund Description / Type Description	Beginning Balance / Debits	Credits	Ending Balance
				0.00
BAA7100	**PH Blood Alcohol**	**0.00**		
BBF		253,965.18	253,965.18	
				0.00
BAA7200	**PH Medical Waste Fee**	**0.00**		
BBF		298,725.48	298,725.48	
				0.00
BAA7300	**PH Utilization Rev Fee**	**0.00**		
BBF		856,691.68	856,691.68	
				0.00
BAA7400	**PH Waterworks**	**0.00**		
BBF		369,977.52	369,977.52	
				0.00
BAA7500	**PH PWS Fees**	**0.00**		
BBF		27,902,861.67	27,902,861.67	
				0.00
BAA7600	**PH Pharmacy Service Fees**	**0.00**		
BBF		754,135.77	754,135.77	
				0.00
BAA7700	**PH Radiation Technology**	**0.00**		
BBF		1,580,235.11	1,580,235.11	
				0.00
BAA7800	**PH Marine Sanitation**	**0.00**		
BBF		2,059.86	2,059.86	
				0.00
BAA8100	**PH City of Little Rock**	**0.00**		
BBF		656,980.73	656,980.73	
				0.00
BAA8200	**PH Community Correction**	**0.00**		
BBF		7,370.47	7,370.47	
				0.00
BAA8300	**PH Radiation Control Fees**	**0.00**		
BBF		4,080,546.81	4,080,546.81	
				0.00
BAA8400	**PH Body Piercing/Tattooing**	**0.00**		
BBF		365,687.71	365,687.71	
				0.00
BAA9000	**PH Salary Alloc Hold (0645)**	**-807,432.65**		
BBF		47,224,917.85	47,836,912.60	
				-611,994.75
CAA0000	**Univ of AR Fayetteville**	**0.00**		
BBF		3,770,453,248.61	3,770,453,248.61	
				0.00
CAA0100	**Univ of AR Fayetteville**	**-1,690,676.08**		
BBF		3,450,049,950.10	3,451,740,626.18	
				-1,690,676.08
CAA0200	**Univ of AR Fayetteville Coop**	**0.00**		
BBF		401,569,605.81	401,569,605.81	
				0.00
CAA0300	**UAF Law School SR**	**-467,381.07**		

Fund / Type	Fund Description / Type Description	Beginning Balance / Debits	Credits	Ending Balance
BBF		812,782.66	1,319,278.63	
				-506,495.97
CAA0400	**UA Altern Fuels AR**	**0.00**		
BBF		16,537.00	16,537.00	
				0.00
CAA0500	**Garvan Woodland Gard 1427/0**	**0.00**		
BBF		9,614.00	9,614.00	
				0.00
CAA0600	**Win Rockefeller Inst 1427/09**	**0.00**		
BBF		25,517.00	25,517.00	
				0.00
CAA0OLD	**Caa-Old**	**0.00**		
BBF		2,109,599.36	2,109,599.36	
				0.00
CAA1000	**UA-Sy/Division 19-5-303(a)**	**0.00**		
BBF		276,099,340.24	276,099,340.24	
				0.00
CAA1100	**UA Criminal Jus Inst 19-5-303**	**-138,775.30**		
BBF		880,695.21	1,019,470.51	
				-138,775.30
CAA1300	**UA-Coop Ext 19-5-303(a)**	**-2.56**		
BBF		310,711,899.27	310,711,912.47	
				-13.20
CAACARE	**CARES Act Funding (0135)**	**0.00**		
BBF		39,599.99	39,599.99	
				0.00
CCA0000	**Univ of AR Medical Center**	**-1,058,730.69**		
BBF		1,440,953,656.49	1,442,012,387.18	
				-1,058,730.69
CCA0100	**UAMS College of Pharmacy**	**0.00**		
BBF		40,392,280.04	40,425,263.01	
				-32,982.97
CCA0200	**UAMS 4% Mixed Drink Tax SR**	**0.00**		
BBF		6,305,734.39	6,958,353.45	
				-652,619.06
CCA0300	**UAMS-Umbilicial Cord Int (015**	**0.00**		
BBF		7,737.00	7,737.00	
				0.00
CCA0OLD	**Cca-Old**	**0.00**		
BBF		30,915.22	30,915.22	
				0.00
CEA0000	**Univ of AR Little Rock**	**-599,966.68**		
BBF		817,061,121.16	817,661,087.84	
				-599,966.68
CEA0100	**UALR Law Sch SR 19-5-303(c)**	**0.00**		
BBF		848,105.30	887,220.20	
				-39,114.90
CEA0OLD	**Cea-Old**	**0.00**		
BBF		950,973.66	950,973.66	
				0.00

Fund / Type	Fund Description / Type Description	Beginning Balance / Debits	Credits	Ending Balance
CGA0000	**Univ AR Pine Bluff**	**-209,266.34**		
BBF		110,443,483.86	110,652,750.20	
				-209,266.34
CGA0OLD	**Cga-Old**	**0.00**		
BBF		242,698.00	242,698.00	
				0.00
CHE0000	**Two Year College Model**	**0.00**		
BBF		13,110,210.00	13,110,210.00	
				0.00
CIA0000	**Univ AR Monticello**	**-130,243.47**		
BBF		66,345,029.29	66,475,272.76	
				-130,243.47
CIA0OLD	**Cia-Old**	**0.00**		
BBF		1,071,158.73	1,071,158.73	
				0.00
CKA0000	**AR State Univ Jonesboro**	**-681,325.02**		
BBF		599,276,709.72	599,958,034.74	
				-681,325.02
CKA0OLD	**Cka-Old**	**0.00**		
BBF		1,385,469.40	1,385,469.40	
				0.00
CMA0000	**AR State Univ Beebe**	**-2,287,449.05**		
BBF		61,137,986.87	63,425,435.92	
				-2,287,449.05
CMA0OLD	**Cma-Old**	**0.00**		
BBF		1,313,309.55	1,313,309.55	
				0.00
CMN0000	**AR State Univ Newport**	**-155,441.55**		
BBF		33,379,552.21	33,534,993.76	
				-155,441.55
CMS0000	**School for Math/Sci/Arts**	**-8,772,356.34**		
BBF		131,931,575.68	140,231,019.04	
				-8,299,443.36
COA0000	**AR Tech University**	**-228,384.75**		
BBF		182,969,480.61	183,197,865.36	
				-228,384.75
COA0OLD	**Coa-Old**	**0.00**		
BBF		770,526.71	770,526.71	
				0.00
CQA0000	**Henderson State University**	**-481,062.52**		
BBF		301,728,523.52	302,209,586.04	
				-481,062.52
CQA0OLD	**Cqa-Old**	**0.00**		
BBF		1,606,193.85	1,606,193.85	
				0.00
CSA0000	**Southern AR University**	**-633,192.02**		
BBF		48,535,217.54	49,168,409.56	
				-633,192.02
CSS0000	**SAU Tech**	**-244,558.92**		
BBF		23,897,476.86	24,142,035.78	

Fund / Type	Fund Description / Type Description	Beginning Balance / Debits	Credits	Ending Balance
				-244,558.92
CSS0100	**SAU Tech Solid Waste**	**0.00**		
BBF		51,569.67	51,569.67	
				0.00
CSS0OLD	**Css-Old**	**0.00**		
BBF		79,924.46	79,924.46	
				0.00
CTB0000	**Black River Tech College**	**0.00**		
BBF		51,875,045.93	51,875,045.93	
				0.00
CTB0OLD	**Ctb-Old**	**0.00**		
BBF		511,765.25	511,765.25	
				0.00
CTC0000	**Cossatot CC UA**	**0.00**		
BBF		29,591,371.35	29,591,371.35	
				0.00
CTC0OLD	**Ctc-Old**	**0.00**		
BBF		2,545.04	2,545.04	
				0.00
CTG0000	**UA Comm College Batesville**	**0.00**		
BBF		21,131,958.95	21,131,958.95	
				0.00
CTG0OLD	**Ctg-Old**	**0.00**		
BBF		328,313.47	328,313.47	
				0.00
CTH0000	**ASU Mt Home**	**-69,086.35**		
BBF		19,382,003.27	19,451,089.62	
				-69,086.35
CTH0OLD	**Cth-Old**	**0.00**		
BBF		68,327.57	68,327.57	
				0.00
CTJ0000	**UA CC Morilton**	**-107,598.85**		
BBF		56,314,548.63	56,422,147.48	
				-107,598.85
CTJ0OLD	**Ctj-Old**	**0.00**		
BBF		11,977.00	11,977.00	
				0.00
CTM0000	**ASU Mid-South 19-5-303(v)**	**-1,906,604.80**		
BBF		50,179,086.69	52,087,120.57	
				-1,908,033.88
CTM0OLD	**Ctm-Old**	**0.00**		
BBF		2,610.23	2,610.23	
				0.00
CTO0000	**Ozarka College**	**-109,024.73**		
BBF		32,411,082.93	32,520,107.66	
				-109,024.73
CTO0OLD	**Cto-Old**	**0.00**		
BBF		131,620.19	131,620.19	
				0.00
CTP0000	**UA Pulaski Tech College**	**-1,746,339.54**		

Fund	Fund Description	Beginning Balance		Ending Balance
Type	Type Description	Debits	Credits	
BBF		69,214,857.68	70,961,197.22	
				-1,746,339.54
CTP0OLD	**Ctp-Old**	**0.00**		
BBF		419,478.09	419,478.09	
				0.00
CTR0000	**UA Comm College Hope Texar**	**-859,205.14**		
BBF		50,521,283.26	51,380,488.40	
				-859,205.14
CTR0OLD	**Ctr-Old**	**0.00**		
BBF		166,537.59	166,537.59	
				0.00
CTT0000	**Southeast AR College**	**-2,997.84**		
BBF		47,049,012.01	47,052,009.85	
				-2,997.84
CTT0OLD	**Ctt-Old**	**0.00**		
BBF		99,266.88	99,266.88	
				0.00
CTW0000	**ASU Three Rivers 19-5-303**	**0.00**		
BBF		27,453,927.73	27,453,927.73	
				0.00
CTW0OLD	**Ctw-Old**	**0.00**		
BBF		108,592.82	108,592.82	
				0.00
CUA0000	**University of Central AR**	**-519,950.90**		
BBF		801,137,570.75	801,657,521.65	
				-519,950.90
CUA0OLD	**Cua-Old**	**0.00**		
BBF		1,024,802.00	1,024,802.00	
				0.00
CWA0000	**Northwest AR Comm College**	**-112,438.56**		
BBF		38,271,600.46	38,384,039.02	
				-112,438.56
CWA0OLD	**Cwa-Old**	**0.00**		
BBF		598,153.98	598,153.98	
				0.00
CWE0000	**East AR Comm College**	**-1,032,372.17**		
BBF		38,096,788.64	39,129,160.81	
				-1,032,372.17
CWE0OLD	**Cwe-Old**	**0.00**		
BBF		141,358.34	141,358.34	
				0.00
CWE1000	**CRTI-GR Operations (0170)**	**-0.01**		
BBF		2,667,857.81	2,667,857.82	
				-0.01
CWE1500	**CRTI-Workforce Edu (0170)**	**-593.87**		
BBF		3,118,724.55	3,119,318.42	
				-593.87
CWE2000	**CRTI-Gen Adult Edu(0170)**	**0.00**		
BBF		39,390.21	39,390.21	
				0.00

Fund / Type	Fund Description / Type Description	Beginning Balance / Debits	Credits	Ending Balance
CWE2700	**CRT-Adult Basic Edu (0170)**	**0.00**		
BBF		15,511.15	15,511.15	
				0.00
CWG0000	**National Park College**	**-1,292,197.94**		
BBF		47,126,193.02	48,418,390.96	
				-1,292,197.94
CWG0OLD	**Cwg-Old**	**0.00**		
BBF		150,138.06	150,138.06	
				0.00
CWM0000	**AR Northeastern College**	**-396,948.29**		
BBF		68,159,746.75	68,556,695.04	
				-396,948.29
CWM0OLD	**Cwm-Old**	**0.00**		
BBF		422,035.57	422,035.57	
				0.00
CWN0000	**North AR College**	**-2,952,068.60**		
BBF		39,127,460.21	42,079,528.81	
				-2,952,068.60
CWN0OLD	**Cwn-Old**	**0.00**		
BBF		535,040.87	535,040.87	
				0.00
CWP0000	**Phillips CC UA**	**-236,077.10**		
BBF		38,779,708.53	39,015,785.63	
				-236,077.10
CWP0OLD	**Cwp-Old**	**0.00**		
BBF		408,906.43	408,906.43	
				0.00
CWR0000	**UACC Rich Mountain**	**-213,305.47**		
BBF		14,417,116.32	14,630,421.79	
				-213,305.47
CWR0OLD	**Cwr-Old**	**0.00**		
BBF		213,169.94	213,169.94	
				0.00
CWS0000	**South AR Community College**	**-58,179.90**		
BBF		27,653,624.42	27,711,804.32	
				-58,179.90
CWS0100	**South AR CC AHEOTA**	**0.00**		
BBF		49,884.74	49,884.74	
				0.00
CWS0OLD	**Cws-Old**	**0.00**		
BBF		156,036.46	156,036.46	
				0.00
CWW0000	**University of AR Ft Smith**	**-346,177.39**		
BBF		104,927,363.74	105,273,541.13	
				-346,177.39
CWW0OLD	**Cww-Old**	**0.00**		
BBF		1,689,939.55	1,689,939.55	
				0.00
DAS0000	**Dept Human Svc Admin**	**-2,196,819.87**		
BBF		430,272,611.33	432,460,494.39	

Fund / Type	Fund Description / Type Description	Beginning Balance / Debits	Credits	Ending Balance
				-2,187,883.06
DAS0100	**Dept Human Svc Admin**	**0.00**		
BBF		347,392,373.32	347,392,373.32	
				0.00
DAS0200	**DHS OIT Supp 99**	**0.00**		
BBF		369,040.94	369,040.94	
				0.00
DBA0000	**DHS Behav Health Svc 19-5-30**	**-783,682.09**		
BBF		1,767,229,384.65	1,767,981,804.55	
				-752,419.90
DBA0100	**DHS Behav Health Svc 19-5-30**	**0.00**		
BBF		614,320,560.42	614,320,560.42	
				0.00
DBA0300	**DHS Behav Health Svc 19-5-30**	**0.00**		
BBF		147,070,746.31	147,070,746.31	
				0.00
DBA0400	**DHS MH Benton Ctr**	**0.00**		
BBF		521,944.17	521,944.17	
				0.00
DBA0500	**DHS MH Track/Treatment**	**0.00**		
BBF		13,139,115.62	13,139,115.62	
				0.00
DBA0800	**DHS BH Per Capita 19-5-306(1)**	**0.00**		
BBF		56,775,226.30	56,775,226.30	
				0.00
DBA0OLD	**Dba-Old**	**0.00**		
BBF		449,450.28	449,450.28	
				0.00
DBA7100	**AR Senior Olympics**	**0.00**		
BBF		225,000.00	225,000.00	
				0.00
DBA9600	**DHS BH Patient Svc 19-5-306**	**0.00**		
BBF		328,497,656.73	328,497,656.73	
				0.00
DBA9700	**Crisis Intervention (0710)**	**-4,925,565.37**		
BBF		23,730,975.20	28,656,540.57	
				-4,925,565.37
DCA0OLD	**Dca-Old**	**0.00**		
BBF		411,225.66	411,225.66	
				0.00
DCC0000	**DHS Childcare/ Ed 19-5-306(12**	**-982,604.56**		
BBF		26,294,134.90	27,276,739.46	
				-982,604.56
DCC0100	**DHS Childcare/Early Ed**	**0.00**		
BBF		7,557,438.74	7,557,438.74	
				0.00
DCF0000	**DHS Children/Family Svc**	**-11,000,203.07**		
BBF		1,711,893,910.18	1,721,203,314.30	
				-9,309,404.12
DCF0100	**DHS Children/Family Svc**	**0.00**		

Fund	Fund Description	Beginning Balance		Ending Balance
Type	Type Description	Debits	Credits	
BBF		309,843,639.63	309,843,639.63	
				0.00
DCF0200	**DCFS Spec Funds Tracking (0**	**-11,498,332.74**		
BBF		0.00	11,498,332.74	
				-11,498,332.74
DCF0OLD	**Dcf-Old**	**0.00**		
BBF		1,146,175.49	1,146,175.49	
				0.00
DCF1100	**DHS Child/Fam Res Treatment**	**-486,136.63**		
BBF		70,091,901.70	70,635,754.20	
				-543,852.50
DCF2600	**DHS Child/Family Foster Care**	**-10,996,964.08**		
BBF		595,213,388.09	606,311,810.29	
				-11,098,422.20
DCF3600	**DHS SCAN**	**0.00**		
BBF		437,843.68	437,843.68	
				0.00
DCF6200	**DHS Serious Offender**	**0.00**		
BBF		414,559.15	414,559.15	
				0.00
DCO0000	**DHS County Operations**	**0.00**		
BBF		1,115,270,848.21	1,115,270,848.21	
				0.00
DCO0100	**DHS County Operations**	**0.00**		
BBF		657,937,666.65	657,937,666.65	
				0.00
DEA0000	**DHS Development Disabilities**	**-550,229.34**		
BBF		1,446,507,322.03	1,446,639,611.20	
				-132,289.17
DEA0100	**DHS DDS State/Federal**	**-229,714.87**		
BBF		508,978,065.22	509,212,571.15	
				-234,505.93
DEA0200	**DHS DDS Interdivision Prog**	**-8,601.46**		
BBF		2,319,705.79	2,328,307.25	
				-8,601.46
DEA0300	**DHS DDS Grant Payments**	**0.00**		
BBF		305,093,454.58	305,112,053.70	
				-18,599.12
DEA0400	**Autism Treat/Coord 1419/09**	**0.00**		
BBF		5,198,074.02	5,198,074.02	
				0.00
DEA0500	**DDS Timber Proceeds & Expe**	**-144,323.40**		
BBF		0.00	144,323.40	
				-144,323.40
DEA0600	**DDS Human Dev Centers Priv**	**-1,210,300.00**		
BBF		1,000,000.00	2,210,300.00	
				-1,210,300.00
DEA1700	**DHS DDS Special Olympics**	**-14,897.34**		
BBF		3,207,015.27	3,207,015.35	
				-0.08

Fund / Type	Fund Description / Type Description	Beginning Balance / Debits	Credits	Ending Balance
DEM0000	**DHS Medical Services**	**0.00**		
BBF		113,580,586.53	113,580,586.53	
				0.00
DEM0100	**DHS Medical Services**	**0.00**		
BBF		82,995,617.89	82,995,617.89	
				0.00
DGF0000	**DHS Grants**	**-88,041,192.94**		
BBF		26,734,884,639.71	26,806,625,704.31	
				-71,741,064.60
DGF0OLD	**Dgf-Old**	**0.00**		
BBF		266,746.87	266,746.87	
				0.00
DGF1500	**DHS Grants Childrens Hosp**	**-5,460,963.31**		
BBF		94,472,876.96	99,933,840.27	
				-5,460,963.31
DGF1698	**DHS Medicaid Addl Cig Tx**	**0.00**		
BBF		4,134,687.01	4,134,687.01	
				0.00
DGF1841	**DHS Grants Beer Tax**	**-42,267.09**		
BBF		44,407,071.48	44,449,338.57	
				-42,267.09
DGF5100	**DHS Childrens Medical Svc**	**-43,854.00**		
BBF		34,960,775.23	35,004,629.23	
				-43,854.00
DHP0000	**DHS Aging/Adult Svcs**	**0.00**		
BBF		326,222,202.89	326,222,202.89	
				0.00
DHP0100	**DHS Aging/Adult Svcs**	**0.00**		
BBF		40,447,385.96	40,447,385.96	
				0.00
DHP0OLD	**Dhp-Old**	**0.00**		
BBF		33,915.00	33,915.00	
				0.00
DHP1500	**DHS Aging/Adult Svcs Transp**	**-166,717.29**		
BBF		28,032,110.87	28,373,433.78	
				-341,322.91
DHP7100	**DHS Aging/Adult Svc Sr Olym**	**0.00**		
BBF		1,220,000.00	1,220,000.00	
				0.00
DHR0OLD	**Dhr-Old**	**0.00**		
BBF		9,122.94	9,122.94	
				0.00
DHR2500	**DHS Renovation**	**0.00**		
BBF		1,024.62	1,024.62	
				0.00
DHR3500	**Mental Hlth-Renov**	**-2,225,460.18**		
BBF		11,603,835.29	13,829,295.47	
				-2,225,460.18
DHR5000	**DHS Renovation**	**0.00**		
BBF		3,524.70	3,524.70	

Fund / Type	Fund Description / Type Description	Beginning Balance / Debits	Credits	Ending Balance
				0.00
DHR5500	**Dept Of Human Srvs-Dds Ren**	**-7,940,817.57**		
BBF		53,513,892.79	61,454,710.36	
				-7,940,817.57
DHR8000	**Dept Of Human Srvs-Yth Sev F**	**-97,098.96**		
BBF		6,950,505.19	7,047,604.15	
				-97,098.96
DLT0100	**DHS Longterm Care Fac Monit**	**-100,000.00**		
BBF		0.00	100,000.00	
				-100,000.00
DPQ0000	**DHS PSQA 19-5-306(13 (0710)**	**-114,881.35**		
BBF		24,344,445.93	24,376,396.71	
				-31,950.78
DSB0000	**DHS State Services/Blind**	**0.00**		
BBF		61,736,644.91	61,736,644.91	
				0.00
DSB0810	**DWS Services/Blind**	**0.00**		
BBF		2,013,418.65	2,013,418.65	
				0.00
DYS0000	**DHS Youth Services**	**-2,324,402.28**		
BBF		1,058,877,167.13	1,061,148,246.88	
				-2,271,079.75
DYS0100	**DHS Youth Services**	**0.00**		
BBF		288,434,979.65	288,434,979.65	
				0.00
DYS0200	**DHS Youth Services Grants**	**-1,896,592.95**		
BBF		767,343,323.31	768,665,074.27	
				-1,321,750.96
DYS0300	**DHS Youth Services Sanctions**	**-102,785.71**		
BBF		55,546,771.81	55,546,771.81	
				0.00
DYS0OLD	**Dys-Old**	**0.00**		
BBF		1,443,046.90	1,443,046.90	
				0.00
EFP0000	**Educ Facilities Partnership**	**-166,964,140.41**		
BBF		940,069,462.09	1,107,033,602.50	
				-166,964,140.41
EFT0000	**Pub School Acad Fac/Trans**	**-267,536.18**		
BBF		38,264,796.35	38,532,332.53	
				-267,536.18
EGA0000	**Div Elem &Secondary Ed**	**0.00**		
BBF		474,654,795.44	474,654,795.44	
				0.00
EGA0100	**DESE Emp Ins Avd Comm**	**-108,339.73**		
BBF		41,382,823.39	41,491,163.12	
				-108,339.73
EGA0OLD	**Ega-Old**	**0.00**		
BBF		1,253,442.24	1,253,442.24	
				0.00
EGA1001	**DESE Gen Rev Operation**	**-7,209,807.37**		

Fund	Fund Description	Beginning Balance		Ending Balance
Type	Type Description	Debits	Credits	
BBF		417,238,850.78	424,443,294.04	
				-7,204,443.26
EGA1002	**ADE Education Adequacy Stu**	**0.00**		
BBF		402,157.00	402,157.00	
				0.00
EGA1003	**Pulaski County Deseg Case C**	**0.00**		
BBF		980,000.00	980,000.00	
				0.00
EGA1004	**Succeed Scholarship**	**0.00**		
BBF		3,000,000.00	3,000,000.00	
				0.00
EGA1005	**Succ Scholar Prog**	**0.00**		
BBF		3,300,000.00	3,300,000.00	
				0.00
EGA1011	**DESE General Rev Op**	**0.00**		
BBF		687,886.71	687,886.71	
				0.00
EGA3000	**AR Better Chance**	**-572,576.37**		
BBF		4,078,481.49	4,650,802.72	
				-572,321.23
EGB0000	**Div Career & Techinical Ed**	**-9,500.00**		
BBF		78,283,436.86	78,292,936.86	
				-9,500.00
EGB0100	**Div Career & Techincal Ed**	**-3,087,118.70**		
BBF		127,149,847.82	130,236,945.44	
				-3,087,097.62
EGB0101	**Div Career & Tech Ed**	**0.00**		
BBF		1,964,815.49	1,964,815.49	
				0.00
EGB0102	**Career Ed Skills Dev**	**0.00**		
BBF		2,366,724.62	2,366,724.62	
				0.00
EGB0103	**State Vet Approving**	**0.00**		
BBF		3,467.42	3,467.42	
				0.00
EGB0110	**Career Tech Ed LESO**	**0.00**		
BBF		83,265.00	83,265.00	
				0.00
EGB0OLD	**Ebg-Old**	**0.00**		
BBF		986,910.15	986,910.15	
				0.00
EGR0000	**Rehabilitation Services**	**0.00**		
BBF		305,446,254.30	305,446,254.30	
				0.00
EMA0000	**Educational Television**	**0.00**		
BBF		123,993,070.24	123,993,070.24	
				0.00
EMA0100	**Educational Television**	**-135,642.64**		
BBF		99,613,092.09	99,740,815.02	
				-127,722.93

Fund / Type	Fund Description / Type Description	Beginning Balance / Debits	Credits	Ending Balance
EMA0200	**Spec Rev Land Comm Dep (05**	**-18,359.08**		
BBF		10,093.05	28,567.61	
				-18,474.56
EMA0OLD	**Ema-Old**	**0.00**		
BBF		190,472.49	190,472.49	
				0.00
EPA0000	**State Library**	**0.00**		
BBF		83,767,250.65	83,767,250.65	
				0.00
EPA0100	**State Library**	**-254,287.45**		
BBF		76,242,974.40	76,497,261.85	
				-254,287.45
EPA0OLD	**Epa-Old**	**0.00**		
BBF		55,785.63	55,785.63	
				0.00
ESA0000	**School for the Blind**	**0.00**		
BBF		150,218,358.96	150,218,358.96	
				0.00
ESA0100	**School for the Blind**	**-510,827.80**		
BBF		165,311,051.02	165,819,738.42	
				-508,687.40
ESA0200	**School for the Blind-Preschoo**	**-3,771.36**		
BBF		10,097.90	13,869.26	
				-3,771.36
ESA0300	**Blind School CF**	**-312,374.71**		
BBF		306,921.64	619,296.35	
				-312,374.71
ESA0OLD	**Esa-Old**	**0.00**		
BBF		264,186.75	264,186.75	
				0.00
ETA0000	**AR Valley Ti-State-(522)**	**0.00**		
BBF		8,418,425.54	8,418,425.54	
				0.00
ETA0100	**AR Valley Ti-Gen Rev-(522)**	**0.00**		
BBF		16,063,810.18	16,063,810.18	
				0.00
ETA0OLD	**Eta-Old**	**0.00**		
BBF		114,141.73	114,141.73	
				0.00
ETA1500	**AR Valley TI Workforce**	**0.00**		
BBF		4,110,599.80	4,110,599.80	
				0.00
ETA2000	**AR Valley TI GED**	**0.00**		
BBF		7,665.31	7,665.31	
				0.00
ETA20FR	**AR Valley TI GED Franklin Co**	**0.00**		
BBF		318,869.06	318,869.06	
				0.00
ETA20LG	**AVTI GED Logan Co**	**0.00**		
BBF		465,959.15	465,959.15	

Fund / Type	Fund Description / Type Description	Beginning Balance / Debits		Credits	Ending Balance
					0.00
ETA2700	**AR Valley TI ABE**		0.00		
BBF		1,014.41		1,014.41	
					0.00
ETA27FR	**AR Valley TI ABE Franklin**		0.00		
BBF		304,006.27		304,006.27	
					0.00
ETA27LG	**AR Valley TI ABE Logan Co**		0.00		
BBF		6,408.87		6,408.87	
					0.00
ETB0000	**Cotton Boll TI-State**		0.00		
BBF		4,018,060.21		4,018,060.21	
					0.00
ETB0100	**Cotton Boll TI-Gen Rev**		0.00		
BBF		13,776,994.33		13,776,994.33	
					0.00
ETB0OLD	**Etb-Old**		0.00		
BBF		104,845.24		104,845.24	
					0.00
ETB1500	**Cotton Boll TI-Workforce 2000**		0.00		
BBF		3,207,237.09		3,207,237.09	
					0.00
ETB2000	**Cotton Boll TI-GED**		0.00		
BBF		1,365,895.37		1,365,895.37	
					0.00
ETB2700	**Cotton Boll TI-ABE**		0.00		
BBF		207,840.76		207,840.76	
					0.00
ETC0000	**Crowleys Ridge TI 19-5-304(8A**		0.00		
BBF		51,961,786.77		51,961,786.77	
					0.00
ETC0100	**Crowleys Ridge TI 19-5-304(8A**		0.00		
BBF		47,955,106.48		47,955,106.48	
					0.00
ETC0OLD	**Etc-Old**		0.00		
BBF		154,366.97		154,366.97	
					0.00
ETC1500	**Crowleys Ridge TI WF 19-5-30**		0.00		
BBF		14,890,438.90		14,890,438.90	
					0.00
ETC2000	**Crowleys Ridge TI GAE 19-5-3**		0.00		
BBF		9,306,093.59		9,306,093.59	
					0.00
ETC2700	**Crowleys Ridge ABE 19-5-304**		0.00		
BBF		1,364,240.64		1,364,240.64	
					0.00
ETD0000	**Delta TI-State**		0.00		
BBF		4,318,529.85		4,318,529.85	
					0.00
ETD0100	**Delta TI-Gen Rev**		0.00		

Fund / Type	Fund Description / Type Description	Beginning Balance / Debits		Credits	Ending Balance
BBF		25,039.11		25,039.11	
					0.00
ETD0OLD	**Etd-Old**		**0.00**		
BBF		89,501.47		89,501.47	
					0.00
ETD1500	**Delta TI-Workforce 2000**		**0.00**		
BBF		3.29		3.29	
					0.00
ETD2000	**Delta TI-GED**		**0.00**		
BBF		4,843.64		4,843.64	
					0.00
ETD2200	**Delta TI-Literacy**		**0.00**		
BBF		6,587.48		6,587.48	
					0.00
ETD2700	**Delta TI-ABE**		**0.00**		
BBF		2,514.78		2,514.78	
					0.00
ETE0000	**Forest Echoes TI-State**		**0.00**		
BBF		2,087,339.55		2,087,339.55	
					0.00
ETE0100	**Forest Echoes TI-Gen Rev**		**0.00**		
BBF		7,426,207.00		7,426,207.00	
					0.00
ETE0OLD	**Ete-Old**		**0.00**		
BBF		37,364.85		37,364.85	
					0.00
ETE1500	**Forest Echoes TI-Wkforce 200**		**0.00**		
BBF		3,296,470.37		3,296,470.37	
					0.00
ETE2000	**Forest Echoes TI-GED**		**0.00**		
BBF		177,233.65		177,233.65	
					0.00
ETE2700	**Forest Echoes TI-ABE**		**0.00**		
BBF		57,243.53		57,243.53	
					0.00
ETF0000	**Foothills TI-State**		**0.00**		
BBF		4,202,858.40		4,202,858.40	
					0.00
ETF0100	**Foothills TI-Gen Rev**		**0.00**		
BBF		17,683,958.39		17,683,958.39	
					0.00
ETF0OLD	**Etf-Old**		**0.00**		
BBF		228,356.09		228,356.09	
					0.00
ETF1500	**Foothills TI-Workforce 2000**		**0.00**		
BBF		4,149,242.40		4,149,242.40	
					0.00
ETF2000	**Foothills TI-GED**		**0.00**		
BBF		653,488.06		653,488.06	
					0.00

Fund / Type	Fund Description / Type Description	Beginning Balance / Debits	Credits	Ending Balance
ETF2700	**Foothills TI-Adult Basic Ed**	**0.00**		
BBF		1,332,402.99	1,332,402.99	
				0.00
ETF5000	**Foothills TI-Operations**	**0.00**		
BBF		3,298,243.77	3,298,243.77	
				0.00
ETG0000	**Great Rivers TI-State**	**0.00**		
BBF		2,593,812.14	2,593,812.14	
				0.00
ETG0100	**Great Rivers TI-Gen Rev**	**0.00**		
BBF		7,982,361.37	7,982,361.37	
				0.00
ETG0OLD	**Etg-Old**	**0.00**		
BBF		34,338.81	34,338.81	
				0.00
ETG1500	**Great Rivers TI-Wkforce 2000**	**0.00**		
BBF		4,752,583.68	4,752,583.68	
				0.00
ETG2000	**Great Rivers TI-GED**	**0.00**		
BBF		180,763.43	180,763.43	
				0.00
ETG2700	**Great Rivers TI-ABE**	**0.00**		
BBF		45,608.20	45,608.20	
				0.00
ETG5000	**Great R TI Small Business**	**0.00**		
BBF		5,619.26	5,619.26	
				0.00
ETN0000	**Northwest TI 19-5-304(8)(B)**	**-149,189.00**		
BBF		73,078,529.68	73,227,718.68	
				-149,189.00
ETN0100	**Northwest TI 19-5-304(8)(B)**	**-5,344.89**		
BBF		74,273,379.36	74,278,724.25	
				-5,344.89
ETN0OLD	**Etn-Old**	**0.00**		
BBF		57,497.95	57,497.95	
				0.00
ETN1500	**Northwest TI WF 19-5-304(8)(B**	**-443,852.42**		
BBF		18,987,227.18	19,429,596.67	
				-442,369.49
ETN2000	**Northwest TI GAE 19-5-304(8)E**	**-9,609.55**		
BBF		9,014,702.20	9,024,311.75	
				-9,609.55
ETN2700	**Northwest TI ABE 19-5-304(8)E**	**-8,052.91**		
BBF		3,152,604.18	3,160,657.09	
				-8,052.91
ETQ0000	**Quapaw TI-State**	**0.00**		
BBF		4,033,797.49	4,033,797.49	
				0.00
ETQ0100	**Quapaw TI-Gen Rev**	**0.00**		
BBF		14,526,986.36	14,526,986.36	

Fund / Type	Fund Description / Type Description	Beginning Balance / Debits	Credits	Ending Balance
				0.00
ETQ0OLD	**Etq-Old**	**0.00**		
BBF		92,596.52	92,596.52	
				0.00
ETQ1500	**Quapaw TI-Workforce 2000**	**0.00**		
BBF		3,983,301.90	3,983,301.90	
				0.00
ETQ2000	**Quapw TI-GED**	**0.00**		
BBF		1,560,040.45	1,560,040.45	
				0.00
ETQ2700	**Quapaw TI-ABE**	**0.00**		
BBF		276,485.01	276,485.01	
				0.00
ETQ5000	**Quapaw TI-Vo Ctr**	**0.00**		
BBF		1,476,286.19	1,476,286.19	
				0.00
ETR0000	**Riverside TI 19-5-304(8)(C)**	**0.00**		
BBF		51,862,075.80	51,862,075.80	
				0.00
ETR0100	**Riverside TI 19-5-304 (8)(C)**	**0.00**		
BBF		46,412,677.12	46,412,677.12	
				0.00
ETR0OLD	**Etr-Old**	**0.00**		
BBF		40,781.84	40,781.84	
				0.00
EVA0000	**School for the Deaf**	**0.00**		
BBF		248,192,726.08	248,192,726.08	
				0.00
EVA0100	**School for the Deaf**	**-761,604.20**		
BBF		209,147,772.47	209,896,202.34	
				-748,429.87
EVA0200	**ASD Preschool for ADE (0513)**	**-2,527.48**		
BBF		9,822.03	12,244.60	
				-2,422.57
EVA0300	**Deaf School CF**	**-504,656.04**		
BBF		137,951.85	642,607.89	
				-504,656.04
EVA0OLD	**Eva-Old**	**0.00**		
BBF		171,733.85	171,733.85	
				0.00
FAA0100	**Aeronautics FederalGrants**	**0.00**		
BBF		1,480,579.41	1,480,579.41	
				0.00
FAA0OLD	**Faa-Old**	**0.00**		
BBF		93,794.00	93,794.00	
				0.00
FAB0000	**FY22 Appraisal Grant (0205)**	**-15,239.31**		
BBF		9,760.69	26,754.49	
				-16,993.80
FAC0000	**AR Crime Infor Ctr-Federal**	**0.00**		

Fund	Fund Description	Beginning Balance			Ending Balance
Type	Type Description	Debits		Credits	
BBF		50.70		50.70	
					0.00
FAC0100	**ACIC-Fed Publications**		0.00		
BBF		639,277.85		639,277.85	
					0.00
FAC0200	**ACIC-History Impr Prj**		0.00		
BBF		2,823,686.96		2,823,686.96	
					0.00
FAC0300	**ACIC Integrated Justice Syste**		0.00		
BBF		928,374.87		928,374.87	
					0.00
FAC0400	**ACIC Stat Anlys Grnt**		0.00		
BBF		215,791.22		215,791.22	
					0.00
FAC0500	**ACIC DLEP 02-18 Federal Grar**		0.00		
BBF		731,102.89		731,102.89	
					0.00
FAC0600	**ACIC Proj Safe Neighborhood-**		0.00		
BBF		285,367.78		285,367.78	
					0.00
FAC0700	**Dlep-98 Career Criminal Pros (**		0.00		
BBF		1,127.53		1,127.53	
					0.00
FAC0800	**ACIC Sex Offender Registry**		0.00		
BBF		18,506.93		18,506.93	
					0.00
FAC0900	**ACIC Career Criminal Pros**		0.00		
BBF		109,256.79		109,256.79	
					0.00
FAC0OLD	**Fac-Old**		0.00		
BBF		154,916.66		154,916.66	
					0.00
FAC1000	**ACIC Criminal History Grant**		0.00		
BBF		102,243.21		102,243.21	
					0.00
FAC1100	**ACIC Cops Tech Grant**		0.00		
BBF		1,619,791.49		1,619,791.49	
					0.00
FAC1200	**ACIC NIBRS Grant**		0.00		
BBF		415,812.63		415,812.63	
					0.00
FAC1400	**ACIC Justice Research/Stat (0**		0.00		
BBF		5,000.00		5,000.00	
					0.00
FAC1500	**ACIC Statistical Analysis**		0.00		
BBF		102,025.00		102,025.00	
					0.00
FAC1600	**ACIC 2006 NCHIP Grant 0990**		0.00		
BBF		106,891.06		106,891.06	
					0.00

Fund / Type	Fund Description / Type Description	Beginning Balance / Debits	Credits	Ending Balance
FAC1700	**2007 NCHIP Grant (0990)**	**0.00**		
BBF		111,246.85	111,246.85	
				0.00
FAC1800	**NCHIP Stalk/DomViolence (09**	**0.00**		
BBF		218,257.17	218,257.17	
				0.00
FAC1900	**2009 NCHIP Grant (0990)**	**0.00**		
BBF		107,279.51	107,279.51	
				0.00
FAC1901	**NCHIP Grant 2010 (0990)**	**0.00**		
BBF		152,313.92	152,313.92	
				0.00
FAC1902	**FY2013 NCHIP Grant (0990)**	**0.00**		
BBF		105,040.95	105,040.95	
				0.00
FAC1903	**FY2018 NCHIP Grant 2018-RU-**	**0.00**		
BBF		501,758.07	501,758.07	
				0.00
FAC1904	**FY19 NCHIP (0990)**	**0.00**		
BBF		140,411.32	140,411.32	
				0.00
FAC1905	**SMART 2020 (0990)**	**-335.21**		
BBF		20,097.54	20,432.75	
				-335.21
FAC2000	**SMART 2009 AWBX (0990)**	**0.00**		
BBF		300,000.00	300,000.00	
				0.00
FAC2004	**FY20 NCHIP (990)**	**0.00**		
BBF		366,559.42	366,559.42	
				0.00
FAC2021	**VOCA 2021 (990)**	**0.00**		
BBF		15,200.00	15,200.00	
				0.00
FAC2100	**FY2013 SORNA Prj MU-BX (09**	**0.00**		
BBF		748,507.37	748,507.37	
				0.00
FAC2104	**FY21 NCHIP (0090)**	**-40,404.00**		
BBF		0.00	40,404.00	
				-40,404.00
FAC2200	**SORNA FY2019 (0990)**	**-17,562.50**		
BBF		12,218.75	29,781.25	
				-17,562.50
FAC3000	**SAVIN Grant**	**0.00**		
BBF		487,088.99	487,088.99	
				0.00
FAC3100	**AR VINE Enhance (0990(**	**0.00**		
BBF		324,999.92	324,999.92	
				0.00
FAC3101	**Victims of Crime Act (VOCA)**	**-6,529.35**		
BBF		633,655.00	640,184.35	

Fund / Type	Fund Description / Type Description	Beginning Balance / Debits	Credits	Ending Balance
				-6,529.35
FAD0000	Agri Dept USDA Livestock Ass	0.00		
BBF		76,635,899.74	76,635,899.74	
				0.00
FADARRA	Aqua Fed (0400)	0.00		
BBF		7,846,563.85	7,846,563.85	
				0.00
FAE0000	State Apprenticeship Expan 2(	-7,519.02		
BBF		540,680.98	548,200.00	
				-7,519.02
FAK0000	ADED Federal Grants	0.00		
BBF		1,679.10	1,679.10	
				0.00
FAK0100	Career Coun/WorkforceTrain I	-21,367.00		
BBF		126,684.00	148,051.00	
				-21,367.00
FAK0OLD	Fak-Old	0.00		
BBF		5,702.89	5,702.89	
				0.00
FAK2000	ADED CDBG 00 Grant	-4,062,902.60		
BBF		424,166,587.99	428,229,490.59	
				-4,062,902.60
FAK2200	AEDC Storm Recovery Fed (07	-233,829.53		
BBF		84,496,332.17	84,730,161.70	
				-233,829.53
FAK2300	AEDC Flood Recovery Fed (07	-60.00		
BBF		4,380,378.46	4,380,438.46	
				-60.00
FAK2400	CDBG-Disaster Recovery	-3,265.97		
BBF		2,865.48	6,131.45	
				-3,265.97
FAK8000	AED-CDBG-Loan Repayments	0.00		
BBF		118,384.35	118,384.35	
				0.00
FAK9900	ADED CDBG 99 Grant	0.00		
BBF		26,699,374.46	26,699,374.46	
				0.00
FAKARRA	AEDC-ARRA HUD-FED (0790)	0.00		
BBF		4,965,771.05	4,965,771.05	
				0.00
FAKCAR1	CARES Act-DD Provider Loans	0.00		
BBF		7,725,721.00	7,725,721.00	
				0.00
FAKCAR2	CARES Act-Rural Broadband (	0.00		
BBF		99,163,709.27	99,163,709.27	
				0.00
FAKCAR3	CARES Act Touri & Hosp Gran	0.00		
BBF		48,030,302.56	48,030,302.56	
				0.00
FAKCAR4	CARES ACT Rental Assit CDB	0.00		

Fund	Fund Description	Beginning Balance		Ending Balance
Type	Type Description	Debits	Credits	
BBF		4,240,000.00	4,240,000.00	
				0.00
FAKCARE	**AR Ready for Bus-CARES ACT**	**-113,571.04**		
BBF		130,780,566.92	130,894,137.96	
				-113,571.04
FAL0300	**AGC Federal Operations**	**-74,607.62**		
BBF		1,718,817.58	1,793,425.20	
				-74,607.62
FAL0400	**Agc Coop Sampling Agreemer**	**0.00**		
BBF		284,655.35	284,655.35	
				0.00
FAL0500	**AGC Coal Resources Data Sys**	**0.00**		
BBF		189,793.61	189,793.61	
				0.00
FAL0700	**AGS Data Preserv. and Mappir**	**-3,330.37**		
BBF		137,651.10	140,981.47	
				-3,330.37
FAL0800	**AGS Misc Federal Grants 0420**	**-599.06**		
BBF		32,806.43	33,114.79	
				-308.36
FAR0000	**Act of 2009/111th Congress**	**0.00**		
BBF		443,773,316.16	443,773,316.16	
				0.00
FAR0100	**SFSF Ed Grants**	**0.00**		
BBF		335,182,333.32	335,182,333.32	
				0.00
FAR0200	**Gov Svc Grants**	**0.00**		
BBF		5,320,868.00	5,320,868.00	
				0.00
FAR0300	**ARRA SFSF Ed Grants (0700)**	**0.00**		
BBF		29,883,358.78	29,883,358.78	
				0.00
FAR0400	**ARRA SFSF Gov Svcs (0700)**	**0.00**		
BBF		41,443,593.10	41,443,593.10	
				0.00
FAY0000	**AG Federal**	**0.00**		
BBF		19,332.50	19,332.50	
				0.00
FAY0100	**AG Medicaid Ind Costs**	**-0.83**		
BBF		4,816,203.74	4,816,204.57	
				-0.83
FAY0200	**AG-Crime Vic Reparation Prg-**	**-2,900.54**		
BBF		20,104,311.71	20,107,212.25	
				-2,900.54
FAY0201	**Crime Victims Reparat Brd/Fe**	**0.00**		
BBF		775,555.34	775,555.34	
				0.00
FAY0202	**VOCA 2020 Crime Victims (991**	**-7,309.64**		
BBF		836,495.74	843,805.38	
				-7,309.64

Fund / Type	Fund Description / Type Description	Beginning Balance / Debits	Credits	Ending Balance
FAY0203	**VOCA 2021-Crime Victims (991**	**-94,325.42**		
BBF		228,733.64	310,684.38	
				-81,950.74
FAY0300	**Smart Choices/Better Chances**	**0.00**		
BBF		51,672.67	51,672.67	
				0.00
FAY0400	**AG Federal**	**0.00**		
BBF		2,015.82	2,015.82	
				0.00
FAY0500	**AG InternetCrimesAgnstChildı**	**0.00**		
BBF		39,036.70	39,036.70	
				0.00
FAY0600	**AG Federal**	**0.00**		
BBF		1,226.41	1,226.41	
				0.00
FAY0700	**AG Keys to Safety**	**0.00**		
BBF		227,618.82	227,618.82	
				0.00
FAY0900	**AG Medicaid Operating**	**-101,403.77**		
BBF		31,075,332.85	31,239,271.18	
				-163,938.33
FAY0OLD	**Fay-Old**	**0.00**		
BBF		90,549.33	90,549.33	
				0.00
FAY1000	**InternetCrimesAgainstChildrei**	**-17,822.58**		
BBF		183,928.29	201,750.87	
				-17,822.58
FAY1100	**CO-OP DISAB INVEST UNIT (0**	**-179,227.56**		
BBF		1,819,272.66	1,998,500.22	
				-179,227.56
FBAARRA	**ABA Leed Bldg (0350)**	**0.00**		
BBF		1,200,164.78	1,200,164.78	
				0.00
FBE0100	**AR Trans Employ Bd-Fed Oprs**	**0.00**		
BBF		2,911,899.64	2,911,899.64	
				0.00
FCG0100	**DWS Workforce Investment Ac**	**-53.41**		
BBF		515,381,122.59	515,381,176.00	
				-53.41
FCG0200	**WIA Authorized Grant Pymt 08**	**0.00**		
BBF		971,250.35	971,250.35	
				0.00
FCG0OLD	**Fcg-Old**	**0.00**		
BBF		654,024.15	654,024.15	
				0.00
FCGARRA	**DWS WIA ARRA (0810) USCon**	**0.00**		
BBF		26,956,404.96	26,956,404.96	
				0.00
FCH0000	**HISTORY COMM NAT PUB/RE(**	**0.00**		
BBF		10,126.39	10,126.39	

Fund / Type	Fund Description / Type Description	Beginning Balance / Debits	Credits	Ending Balance
				0.00
FCI0000	School Dist Consol Incent (06	0.00		
BBF		68,182,150.65	68,182,150.65	
				0.00
FCL0700	ASCL Federal	0.00		
BBF		0.35	0.35	
				0.00
FCL0OLD	Fcl-Old	0.00		
BBF		56,064.78	56,064.78	
				0.00
FCL1000	ASCL-ICAC (0955)	0.00		
BBF		1,560,657.51	1,560,657.51	
				0.00
FCL1001	MVC Tox Testing (0955)	0.00		
BBF		267,476.46	267,476.46	
				0.00
FCL1100	ASCL Clandestine Lab	0.00		
BBF		38.29	38.29	
				0.00
FCL1101	MCV Tox Testing 22	-1,050.47		
BBF		68,376.70	69,615.15	
				-1,238.45
FCL1200	ASCL VAWA Grant	0.00		
BBF		624,738.36	624,738.36	
				0.00
FCL1300	ASCL DLEP 05-00 Grant	0.00		
BBF		154,160.66	154,160.66	
				0.00
FCL1400	ASCL Accreditation&Training-	0.00		
BBF		32,950.19	32,950.19	
				0.00
FCL1500	ASCL Clandestine Labs	0.00		
BBF		33,057.06	33,057.06	
				0.00
FCL1600	Scl-Illicit Lab Eradications C	0.00		
BBF		149,635.04	149,635.04	
				0.00
FCL1700	SCL Fed Improvement	0.00		
BBF		186,425.43	186,425.43	
				0.00
FCL1800	ASCL DNA Profiles	0.00		
BBF		477,724.59	477,724.59	
				0.00
FCL1900	ASCL COPS Program	0.00		
BBF		308,322.11	308,322.11	
				0.00
FCL2000	ASCL DNA Automation	0.00		
BBF		563,144.40	563,144.40	
				0.00
FCL2015	DNA/Arrestee Coll Proc (0955)	0.00		

Fund	Fund Description	Beginning Balance		Ending Balance
Type	Type Description	Debits	Credits	
BBF		861,571.41	861,571.41	
				0.00
FCL2019	**Federal CDC (0955)**	**-2,420.40**		
BBF		1,146,952.70	1,149,373.10	
				-2,420.40
FCL2100	**DNA Capacity Enhancement 0**	**0.00**		
BBF		5,032,379.43	5,032,379.43	
				0.00
FCL2200	**DNA Casework**	**0.00**		
BBF		5,140,505.13	5,140,505.13	
				0.00
FCL2300	**ASCL Training Coverdell (0955**	**0.00**		
BBF		1,017,177.68	1,017,177.68	
				0.00
FCL2400	**ASCL 2007 Coverdell (0955)**	**0.00**		
BBF		920,187.94	920,187.94	
				0.00
FCL3200	**DNA Backlog 2020 Grant (0955**	**-36,015.00**		
BBF		876,674.49	912,689.49	
				-36,015.00
FCL3300	**Coverdell Grant 2020 (0955)**	**-233.64**		
BBF		251,201.20	251,434.84	
				-233.64
FCL3400	**Coverdell Grant 2021**	**0.00**		
BBF		5,853.68	5,853.68	
				0.00
FCL4200	**DNA Backlog 2021 (0955)**	**-19,795.00**		
BBF		138,866.97	158,661.97	
				-19,795.00
FCLARRA	**ASCL ARRA FC (0955)**	**0.00**		
BBF		342,310.80	342,310.80	
				0.00
FCN0100	**Child Abuse & Neglect Bd-Grn**	**0.00**		
BBF		3,519,455.53	3,519,455.53	
				0.00
FCN0200	**Supprt Preg/Parent Teens (022**	**0.00**		
BBF		2,331,931.92	2,331,931.92	
				0.00
FCN0OLD	**Fcn-Old**	**0.00**		
BBF		2,924.71	2,924.71	
				0.00
FCOVD19	**COVID19 CARES Act Hld 19-5-**	**-1,064,252.81**		
BBF		1,398,181,293.47	1,399,245,546.28	
				-1,064,252.81
FCOVDCC	**COVID-19 CARES Cities & Cou**	**0.00**		
BBF		149,417,309.53	149,417,309.53	
				0.00
FCOVDEX	**COVID-19 CARES Expense**	**-482,983.38**		
BBF		202,183,659.87	202,666,643.25	
				-482,983.38

Fund / Type	Fund Description / Type Description	Beginning Balance / Debits	Credits	Ending Balance
FCOVDHD	**COVID-19 CARES Holding**	**-2,225,577.19**		
BBF		1,140,567,605.75	1,142,793,182.94	
				-2,225,577.19
FCOVDPH	**CARES Economic Assistance**	**0.00**		
BBF		1,731,336.99	1,731,336.99	
				0.00
FCP0000	**ADHE Federal Grants**	**0.00**		
BBF		435.34	435.34	
				0.00
FCP0200	**ADHE Eisenhower Grants**	**0.00**		
BBF		1,055,824.31	1,055,824.31	
				0.00
FCP0300	**DHE-No Child Left Behind Fed**	**0.00**		
BBF		10,292,926.64	10,292,926.64	
				0.00
FCP0400	**ADHE Scholarship Federal**	**0.00**		
BBF		2,522,200.70	2,522,200.70	
				0.00
FCP0500	**ADHE Tech Ed Program**	**-36,293.74**		
BBF		7,903,460.26	7,939,754.00	
				-36,293.74
FCP0600	**ADHE Teacher Quality**	**0.00**		
BBF		2,215,294.11	2,215,294.11	
				0.00
FCP0700	**ADHE YOU Program**	**0.00**		
BBF		2,507,635.79	2,507,635.79	
				0.00
FCP0800	**ADHE Gov Opp Scholarships**	**0.00**		
BBF		401,000.00	401,000.00	
				0.00
FCP0900	**ADHE Natl Science Foundatio**	**0.00**		
BBF		1,562,743.19	1,562,743.19	
				0.00
FCP0OLD	**Fcp-Old**	**0.00**		
BBF		75,336.79	75,336.79	
				0.00
FCP1100	**ADHE-Tanf (0700)**	**-173,921.80**		
BBF		146,506,240.73	147,360,641.80	
				-854,401.07
FCP1200	**ADHE College Acc Chal Grant**	**0.00**		
BBF		8,895,992.27	8,895,992.27	
				0.00
FCP1300	**Insc Exchange Train (0700)**	**0.00**		
BBF		2,371,216.00	2,371,216.00	
				0.00
FCP1400	**ADHE Titan Apprentrice Prog**	**-39,566.66**		
BBF		666,847.99	666,847.99	
				0.00
FCT0000	**FDA Tobacco Insp Prog (0261)**	**0.00**		
BBF		4,873,703.06	4,873,703.06	

Fund / Type	Fund Description / Type Description	Beginning Balance / Debits	Credits	Ending Balance
				0.00
FCT0100	**FDA Tobacco**	**-215,883.84**		
BBF		507,696.82	723,512.96	
				-215,816.14
FDA0000	**Disaster Assistance Fund**	**0.00**		
BBF		4,001.24	4,001.24	
				0.00
FDA0100	**Disaster Assistance-Disburser**	**0.00**		
BBF		325,909.36	325,909.36	
				0.00
FDA0200	**Fed Dr 1354 12/00 (0620)**	**0.00**		
BBF		317,572.93	317,572.93	
				0.00
FDA0300	**Fed DR 1266 1/99 Tornadoes**	**0.00**		
BBF		79,806.99	79,806.99	
				0.00
FDA0400	**DFA Da Fed Dr 1472 (0620)**	**0.00**		
BBF		3,374,576.18	3,374,576.18	
				0.00
FDA0614	**Disaster Assist IA DR 0614 Fe(**	**0.00**		
BBF		379,949.47	379,949.47	
				0.00
FDA0OLD	**Fda-Old**	**0.00**		
BBF		66,651.20	66,651.20	
				0.00
FDC0000	**ADC Federal**	**0.00**		
BBF		423.60	423.60	
				0.00
FDC0100	**ADC Equipment Purchase Lea**	**0.00**		
BBF		6,866,941.14	6,866,941.14	
				0.00
FDC0200	**DOC 847subs Ab(0480)**	**0.00**		
BBF		1,530,164.61	1,530,164.61	
				0.00
FDC0300	**ADC Federal Programs (0480)**	**0.00**		
BBF		1,586,316.94	1,586,316.94	
				0.00
FDC0OLD	**Fdc-Old**	**0.00**		
BBF		81,025.82	81,025.82	
				0.00
FDC8200	**ADC Federal**	**0.00**		
BBF		2,641.84	2,641.84	
				0.00
FDC8300	**ADC Ed Byrne Grant 01 Fed**	**0.00**		
BBF		2,007,858.38	2,007,858.38	
				0.00
FDC8500	**ADC Resident Abuse Treatmer**	**0.00**		
BBF		55,068.12	55,068.12	
				0.00
FDCARRA	**ADC-ARRA (0480)**	**0.00**		

Fund	Fund Description	Beginning Balance		Ending Balance
Type	Type Description	Debits	Credits	
BBF		4,026,426.08	4,026,426.08	
				0.00
FDE0100	**L&P Disease Control Emerg R**	**0.00**		
BBF		50,000.00	50,000.00	
				0.00
FDE0200	**L&P Fed Brucellosis Eradicat**	**0.00**		
BBF		100,000.00	100,000.00	
				0.00
FDE0300	**L&P Inspection & Disease Con**	**0.00**		
BBF		602,641.00	602,641.00	
				0.00
FDE0400	**Brucellosis Eradication (0355)**	**0.00**		
BBF		250,000.00	250,000.00	
				0.00
FDE0500	**Exotic Newcastle Surveill 0355**	**0.00**		
BBF		62,517.00	62,517.00	
				0.00
FDE0600	**Alpc Johnes Disease (0355)**	**0.00**		
BBF		15,000.00	15,000.00	
				0.00
FDF0000	**ADFA-NHTF Federal (0395)**	**-5.27**		
BBF		6,403,594.28	6,971,912.96	
				-568,318.68
FDP0000	**ASPT Federal**	**0.00**		
BBF		373,746.90	373,746.90	
				0.00
FDP4200	**ASPT Federal**	**0.00**		
BBF		123,653.29	123,653.29	
				0.00
FDP6000	**ASPT Federal**	**0.00**		
BBF		556,522.59	556,522.59	
				0.00
FEA0000	**Adult Basic Education**	**0.00**		
BBF		32.32	32.32	
				0.00
FEA0100	**Adult Basic Ed-Grant 02**	**0.00**		
BBF		55,783,655.33	55,783,655.33	
				0.00
FEA0101	**ABE-Grant-02**	**-228,130.66**		
BBF		6,550,163.79	6,729,838.11	
				-179,674.32
FEA0200	**SNAP Ed & Trng Admin ADHS**	**0.00**		
BBF		547,233.10	547,233.10	
				0.00
FEA0201	**SNAP E&T**	**-1,915,872.25**		
BBF		449,642.08	2,365,514.33	
				-1,915,872.25
FEA0300	**Adult Basic Ed-Grant 01**	**0.00**		
BBF		54,319,027.42	54,319,027.42	
				0.00

Fund / Type	Fund Description / Type Description	Beginning Balance / Debits	Credits	Ending Balance
FEA0301	**ABE-Grant-01**	**-611,676.99**		
BBF		10,189,743.81	10,703,568.64	
				-513,824.83
FEA0400	**USDA Rural Bus Develop Grar**	**0.00**		
BBF		1,486.17	1,486.17	
				0.00
FEA0401	**USDA RBDG**	**0.00**		
BBF		47,659.11	47,659.11	
				0.00
FEA0501	**AmeriCorps-Higher Ed**	**0.00**		
BBF		60,305.70	66,046.14	
				-5,740.44
FEA0601	**TANF Grant DWS Adult Educat**	**-296,179.98**		
BBF		2,730,108.62	2,974,765.94	
				-244,657.32
FEA0701	**DWS Adult Ed Cert of Employ**	**0.00**		
BBF		2,801.85	2,801.85	
				0.00
FEA0801	**DWS Adult Ed GEER II (0810)**	**-54,496.98**		
BBF		231,798.94	286,295.92	
				-54,496.98
FEA0OLD	**Fea-Old**	**0.00**		
BBF		43,405.40	43,405.40	
				0.00
FEB0000	**Deaf School Fund-Federal**	**0.00**		
BBF		2,772.41	2,772.41	
				0.00
FEB0100	**Deaf School Fed Carl Perkins**	**0.00**		
BBF		84,028.60	84,028.60	
				0.00
FEB0200	**AR Deaf School-6B Passthrou**	**-30,083.10**		
BBF		2,583,476.36	2,613,559.46	
				-30,083.10
FEB0300	**Deaf School Fund-Fed Handic**	**0.00**		
BBF		4,826,937.63	4,826,937.63	
				0.00
FEB0400	**ASD-ADE Resource Grant**	**0.00**		
BBF		75,000.00	75,000.00	
				0.00
FEB0500	**Deaf Sch-Medicaid Provider Pr**	**-383,825.43**		
BBF		3,896,840.10	4,279,662.90	
				-382,822.80
FEB0600	**Deaf Sch-Deaf/Blind Prgm**	**0.00**		
BBF		211,032.85	211,032.85	
				0.00
FEB0700	**21st Cent Comm Learn Ctr 051**	**0.00**		
BBF		535,674.00	535,674.00	
				0.00
FEB0800	**Technology Grant**	**0.00**		
BBF		68,372.00	68,372.00	

Fund / Type	Fund Description / Type Description	Beginning Balance / Debits	Credits	Ending Balance
				0.00
FEB0900	**AR Deaf School-Sliver Grant**	**0.00**		
BBF		2,856.46	2,856.46	
				0.00
FEB0OLD	**Feb-Old**	**0.00**		
BBF		30,203.20	30,203.20	
				0.00
FEB1000	**AR Deaf Sch-Class Size Reduc**	**0.00**		
BBF		22,813.94	22,813.94	
				0.00
FEB1100	**Asd-Character Centered Teach**	**0.00**		
BBF		17,898.50	17,898.50	
				0.00
FEB1300	**ARS-VR Vendor (0513)**	**-99,723.40**		
BBF		234,049.16	333,772.56	
				-99,723.40
FEB1400	**Small Misc Grants (0513)**	**0.00**		
BBF		35,545.00	35,545.00	
				0.00
FEB1500	**ASD Federal Title I (0513)**	**-13,068.66**		
BBF		105,214.34	118,283.00	
				-13,068.66
FEB1600	**ASD Federal Preschool (0513)**	**0.00**		
BBF		2,104.77	2,104.77	
				0.00
FEBARRA	**ASD Constr ARRA 1425/09**	**0.00**		
BBF		3,573,712.22	3,573,712.22	
				0.00
FEC0000	**Blind School Fund Fed**	**0.00**		
BBF		79,272.18	79,272.18	
				0.00
FEC0100	**Blind School-Direct Instructio**	**0.00**		
BBF		63,781.95	63,781.95	
				0.00
FEC0200	**Blind School-Area Serv/Pre-Sc**	**0.00**		
BBF		1,906,654.42	1,906,654.42	
				0.00
FEC0300	**Blind School Fed Carl Perkins**	**0.00**		
BBF		91,715.50	91,715.50	
				0.00
FEC0400	**Blind School-Chapter II**	**-780,222.33**		
BBF		3,142,169.06	3,922,391.39	
				-780,222.33
FEC0500	**Blind School-Medicaid Provide**	**0.00**		
BBF		1,003,640.46	1,003,640.46	
				0.00
FEC0600	**Blind School-6B Passthrough**	**-71,921.39**		
BBF		1,914,912.88	1,986,834.27	
				-71,921.39
FEC0700	**ASB-Career Opportunities Gra**	**0.00**		

Fund	Fund Description	Beginning Balance		Ending Balance
Type	Type Description	Debits	Credits	
BBF		13,874.00	13,874.00	
				0.00
FEC0800	**ASB-Learn/Serve America Gra**	**0.00**		
BBF		9,970.45	9,970.45	
				0.00
FEC0900	**ASB-Mentoring Grant**	**0.00**		
BBF		7,000.00	7,000.00	
				0.00
FEC0OLD	**Fec-Old**	**0.00**		
BBF		35,079.66	35,079.66	
				0.00
FEC1000	**Federal Deaf/Blind Operating**	**0.00**		
BBF		688,206.50	688,206.50	
				0.00
FEC1100	**School for Blind-Federal Oper**	**-39,000.00**		
BBF		86,151.16	125,151.16	
				-39,000.00
FEC1200	**School for Blind-Fed Preschoc**	**-5,075.00**		
BBF		5,075.00	10,150.00	
				-5,075.00
FEC1300	**School for the Blind CARES 51**	**-23,083.27**		
BBF		48,733.58	71,816.85	
				-23,083.27
FEC1400	**School for the Blind GEER 051**	**-34,712.11**		
BBF		245,889.35	275,470.71	
				-29,581.36
FECARRA	**ASB Constr ARRA 1426/09**	**0.00**		
BBF		3,561,748.00	3,561,748.00	
				0.00
FEE0000	**Dept of Education Federal**	**0.00**		
BBF		8,794.84	8,794.84	
				0.00
FEE0110	**Advanced Placement Fee-01**	**0.00**		
BBF		570,552.69	570,552.69	
				0.00
FEE0113	**Charter School Grant-01**	**0.00**		
BBF		3,105,262.84	3,105,262.84	
				0.00
FEE0114	**Christa McAuliffe-01**	**0.00**		
BBF		4,341.83	4,341.83	
				0.00
FEE0115	**Class Size Reduction-01**	**0.00**		
BBF		175,336.45	175,336.45	
				0.00
FEE0116	**Comprehensive Hlth Ed-01**	**0.00**		
BBF		480,242.45	480,242.45	
				0.00
FEE0117	**Comprehensive Schl Reform-0**	**0.00**		
BBF		1,857,219.00	1,857,219.00	
				0.00

Fund / Type	Fund Description / Type Description	Beginning Balance / Debits		Credits	Ending Balance
FEE0118	**Eisenhower Grant-01**		**0.00**		
BBF		319,183.66		319,183.66	
					0.00
FEE0119	**Even Start-01**		**0.00**		
BBF		728,237.39		728,237.39	
					0.00
FEE0122	**Goals 2000-01**		**0.00**		
BBF		4,436,225.13		4,436,225.13	
					0.00
FEE0123	**Homeless Children/Youth-01**		**0.00**		
BBF		99,279.93		99,279.93	
					0.00
FEE0125	**Links Grant-01**		**0.00**		
BBF		717,362.89		717,362.89	
					0.00
FEE0126	**Migrant Education-01**		**0.00**		
BBF		591,233.92		591,233.92	
					0.00
FEE0128	**Robert Byrd Scholarships-01**		**0.00**		
BBF		106,961.22		106,961.22	
					0.00
FEE0129	**Safe & Drug Free Schls-01**		**0.00**		
BBF		1,630,726.88		1,630,726.88	
					0.00
FEE0130	**Special Ed Deaf Program-01**		**0.00**		
BBF		202,893.65		202,893.65	
					0.00
FEE0131	**Special Ed Grants-01**		**0.00**		
BBF		12,403,889.35		12,403,889.35	
					0.00
FEE0132	**Special Ed Pre School-01**		**0.00**		
BBF		812,634.46		812,634.46	
					0.00
FEE0133	**Teacher Quality Enhanc-01**		**0.00**		
BBF		230,360.54		230,360.54	
					0.00
FEE0134	**Technology Literacy-01**		**0.00**		
BBF		4,398,526.27		4,398,526.27	
					0.00
FEE0135	**Title I-01**		**0.00**		
BBF		5,606,944.46		5,606,944.46	
					0.00
FEE0136	**Title I Accountability-01**		**0.00**		
BBF		819,946.28		819,946.28	
					0.00
FEE0137	**Title I Capital Exp-01**		**0.00**		
BBF		1,150.00		1,150.00	
					0.00
FEE0139	**Title I Neg & Deliq Children-0**		**0.00**		
BBF		58,148.70		58,148.70	

Fund Type	Fund Description / Type Description	Beginning Balance / Debits		Credits	Ending Balance
					0.00
FEE0141	Title VI-01-(500)		0.00		
BBF		494,661.50		494,661.50	
					0.00
FEE0142	Migrant Ed Incentive-01		0.00		
BBF		13,000.00		13,000.00	
					0.00
FEE0214	Christa McAuliffe-02		0.00		
BBF		26,651.00		26,651.00	
					0.00
FEE0215	Class Size Reduction-02		0.00		
BBF		15,742,002.91		15,742,002.91	
					0.00
FEE0216	Comprehensive Hth Ed-02		0.00		
BBF		617,355.53		617,355.53	
					0.00
FEE0217	Comprehensive Schl Reform-(		0.00		
BBF		2,594,543.00		2,594,543.00	
					0.00
FEE0218	Eisenhower Grant-02		0.00		
BBF		3,478,902.50		3,478,902.50	
					0.00
FEE0219	Even Start-02		0.00		
BBF		2,204,070.00		2,204,070.00	
					0.00
FEE0223	Homeless Children/Youth-02		0.00		
BBF		337,275.00		337,275.00	
					0.00
FEE0224	Immigrant Education-02		0.00		
BBF		254,016.00		254,016.00	
					0.00
FEE0226	Migrant Education-02		0.00		
BBF		5,030,739.90		5,030,739.90	
					0.00
FEE0228	Robert Byrd Scholarships 200		0.00		
BBF		377,527.06		377,527.06	
					0.00
FEE0229	Safe & Drug Free Schls-02		0.00		
BBF		3,211,516.40		3,211,516.40	
					0.00
FEE0231	Special Ed Grants-02		0.00		
BBF		60,036,768.48		60,036,768.48	
					0.00
FEE0232	Special Ed Pre School-02		0.00		
BBF		5,479,110.00		5,479,110.00	
					0.00
FEE0234	Technology Literacy-02		0.00		
BBF		5,522,623.15		5,522,623.15	
					0.00
FEE0235	Title I-02		0.00		

Fund	Fund Description	Beginning Balance			Ending Balance
Type	Type Description	Debits		Credits	
BBF		83,242,665.10		83,242,665.10	
					0.00
FEE0236	Title I Accountability-02		0.00		
BBF		2,217,089.29		2,217,089.29	
					0.00
FEE0237	Title I Capital Exp-02		0.00		
BBF		2,300.00		2,300.00	
					0.00
FEE0239	Title I Neg & Deliq Children-0		0.00		
BBF		233,877.83		233,877.83	
					0.00
FEE0241	Title VI-02		0.00		
BBF		3,453,004.00		3,453,004.00	
					0.00
FEE0242	Migrant Ed Incentive-02		0.00		
BBF		58,974.00		58,974.00	
					0.00
FEE0243	Serve America Grant-02		0.00		
BBF		203,240.07		203,240.07	
					0.00
FEE0244	Partership In Character Ed-02		0.00		
BBF		999,420.95		999,420.95	
					0.00
FEE0246	ADE Reading Excellence Prog		0.00		
BBF		313,400.00		313,400.00	
					0.00
FEE0247	ADF School Repair & Rennov.		0.00		
BBF		10,827,939.64		10,827,939.64	
					0.00
FEE0248	Ed Fed Spec Ed TA & Dism 01		0.00		
BBF		277,146.81		277,146.81	
					0.00
FEE0249	Ed Fed Stds Assmt Acctblty 01		0.00		
BBF		427,908.00		427,908.00	
					0.00
FEE0250	ADE Reading Excell. Prog. 02		0.00		
BBF		11,714,551.66		11,714,551.66	
					0.00
FEE0251	ADE-ASMS-Eisenhower Grant		0.00		
BBF		938.00		938.00	
					0.00
FEE0310	ADE Advance Placement-03		0.00		
BBF		1,048,599.60		1,048,599.60	
					0.00
FEE0313	ADE Charter Schools-2003		0.00		
BBF		6,813,257.29		6,813,257.29	
					0.00
FEE0316	Comp School Health-2003		0.00		
BBF		248,297.45		248,297.45	
					0.00

Fund / Type	Fund Description / Type Description	Beginning Balance / Debits		Credits	Ending Balance
FEE0317	**Comp School Reform-2003**		**0.00**		
BBF		2,826,977.00		2,826,977.00	
					0.00
FEE0319	**Evenstart-2003**		**0.00**		
BBF		2,023,497.37		2,023,497.37	
					0.00
FEE0323	**Homeless-2003**		**0.00**		
BBF		457,681.20		457,681.20	
					0.00
FEE0326	**Migrant-2003**		**0.00**		
BBF		5,279,303.00		5,279,303.00	
					0.00
FEE0328	**Robert Byrd 2003**		**0.00**		
BBF		385,500.00		385,500.00	
					0.00
FEE0329	**Drug Ed-2003**		**0.00**		
BBF		3,509,340.80		3,509,340.80	
					0.00
FEE0331	**Spl Ed Vib-2003**		**0.00**		
BBF		81,670,896.17		81,670,896.17	
					0.00
FEE0332	**Spl Ed Preschool-2003**		**0.00**		
BBF		5,478,737.59		5,478,737.59	
					0.00
FEE0335	**Title I-2003**		**0.00**		
BBF		97,298,674.12		97,298,674.12	
					0.00
FEE0339	**Title I Neg & Del-2003**		**0.00**		
BBF		428,282.00		428,282.00	
					0.00
FEE0341	**Title V-2003**		**0.00**		
BBF		3,445,335.00		3,445,335.00	
					0.00
FEE0342	**Migrant Ed Incentive-2003**		**0.00**		
BBF		59,606.00		59,606.00	
					0.00
FEE0343	**Learn & Serve America-2003**		**0.00**		
BBF		191,776.30		191,776.30	
					0.00
FEE0351	**ADE Reading First 03**		**0.00**		
BBF		10,214,445.78		10,214,445.78	
					0.00
FEE0352	**DOE Teacher & Principal Train**		**0.00**		
BBF		26,913,804.69		26,913,804.69	
					0.00
FEE0353	**ADE Community Service 03**		**0.00**		
BBF		473,321.00		473,321.00	
					0.00
FEE0354	**DOE 21st Cent After Shcool Le**		**0.00**		
BBF		2,912,980.00		2,912,980.00	

Fund Type	Fund Description / Type Description	Beginning Balance / Debits		Credits	Ending Balance
					0.00
FEE0356	**ADE Rural & Low Income 03**		**0.00**		
BBF		3,181,608.13		3,181,608.13	
					0.00
FEE0357	**ADE State Assessment 03**		**0.00**		
BBF		4,945,560.00		4,945,560.00	
					0.00
FEE0358	**ADE English Language 03**		**0.00**		
BBF		1,200,898.00		1,200,898.00	
					0.00
FEE0359	**ADE NAEP 03**		**-562,946.43**		
BBF		1,783,159.06		2,344,408.43	
					-561,249.37
FEE0360	**ADE Voluntary Public School (**		**0.00**		
BBF		9,635,632.01		9,635,632.01	
					0.00
FEE0416	**Comp School Health 04**		**0.00**		
BBF		201,446.20		201,446.20	
					0.00
FEE0417	**Comp School Reform 04**		**0.00**		
BBF		2,627,281.10		2,627,281.10	
					0.00
FEE0419	**Evenstart 04**		**0.00**		
BBF		1,896,871.81		1,896,871.81	
					0.00
FEE0423	**Homeless 04**		**0.00**		
BBF		470,927.00		470,927.00	
					0.00
FEE0426	**Migrant Education 04**		**0.00**		
BBF		5,309,219.28		5,309,219.28	
					0.00
FEE0428	**Robert Byrd 04**		**0.00**		
BBF		381,687.00		381,687.00	
					0.00
FEE0429	**Drug Education 04**		**0.00**		
BBF		3,358,501.10		3,358,501.10	
					0.00
FEE0431	**Special Ed VIB 04**		**0.00**		
BBF		85,951,336.00		85,951,336.00	
					0.00
FEE0432	**Special Ed PreSchool 04**		**0.00**		
BBF		5,447,257.00		5,447,257.00	
					0.00
FEE0434	**ADE Ed Tech 04**		**0.00**		
BBF		5,465,161.00		5,465,161.00	
					0.00
FEE0435	**Title I 2004**		**0.00**		
BBF		104,984,755.00		104,984,755.00	
					0.00
FEE0439	**Title I Delinquent 04**		**0.00**		

Fund	Fund Description	Beginning Balance		Ending Balance
Type	Type Description	Debits	Credits	
BBF		205,150.00	205,150.00	
				0.00
FEE0441	**Title VI 2004**	**0.00**		
BBF		3,365,066.14	3,365,066.14	
				0.00
FEE0442	**Migrant Ed Incentive 04**	**0.00**		
BBF		69,705.00	69,705.00	
				0.00
FEE0443	**Learn & Serve 04**	**0.00**		
BBF		378,073.00	378,073.00	
				0.00
FEE0451	**Reading First 04**	**0.00**		
BBF		10,423,765.46	10,423,765.46	
				0.00
FEE0452	**ImprovTeacher Quality 04**	**0.00**		
BBF		27,306,209.35	27,306,209.35	
				0.00
FEE0453	**Community Service 04**	**0.00**		
BBF		470,376.00	470,376.00	
				0.00
FEE0454	**21st Cent Aft School 04**	**0.00**		
BBF		4,939,540.68	4,939,540.68	
				0.00
FEE0456	**Rural/Low Income 04**	**0.00**		
BBF		2,716,429.00	2,716,429.00	
				0.00
FEE0457	**State Assessment 04**	**0.00**		
BBF		5,037,147.73	5,037,147.73	
				0.00
FEE0458	**English Language 04**	**0.00**		
BBF		1,405,821.74	1,405,821.74	
				0.00
FEE0459	**NAEP 04**	**0.00**		
BBF		50,000.00	50,000.00	
				0.00
FEE0461	**ADE Math & Science Partnersl**	**0.00**		
BBF		1,025,320.00	1,025,320.00	
				0.00
FEE0462	**Troops to Teachers 2004**	**0.00**		
BBF		355,651.37	355,651.37	
				0.00
FEE0463	**ADE Special Ed Improvement**	**0.00**		
BBF		7,927,828.43	7,927,828.43	
				0.00
FEE0464	**ADE Special Education Deaf 0**	**0.00**		
BBF		118,534.00	118,534.00	
				0.00
FEE0465	**ADE Jacob K Javits 04**	**0.00**		
BBF		588,749.00	588,749.00	
				0.00

Fund	Fund Description	Beginning Balance		Ending Balance
Type	Type Description	Debits	Credits	
FEE0466	**ADE Environ/Spacial Tech (05(**	**0.00**		
BBF		1,841,359.00	1,841,359.00	
				0.00
FEE0516	**ADE Comp Sch Hlth-05**	**0.00**		
BBF		324,249.84	324,249.84	
				0.00
FEE0517	**ADE Comp Sch Reform-05**	**0.00**		
BBF		2,524,117.40	2,524,117.40	
				0.00
FEE0519	**ADE Evenstart-05**	**0.00**		
BBF		2,015,865.19	2,015,865.19	
				0.00
FEE0523	**ADE Homeless-05**	**0.00**		
BBF		561,955.00	561,955.00	
				0.00
FEE0526	**ADE Migrant Ed-05**	**0.00**		
BBF		5,249,694.72	5,249,694.72	
				0.00
FEE0527	**ADE Migrant Ed Coordination**	**0.00**		
BBF		120,657.00	120,657.00	
				0.00
FEE0528	**ADE Robert Byrd-05**	**0.00**		
BBF		376,250.00	376,250.00	
				0.00
FEE0529	**ADE Drug Educ-05**	**0.00**		
BBF		2,942,473.00	2,942,473.00	
				0.00
FEE0531	**ADE Sp Ed VIB-05**	**0.00**		
BBF		98,750,496.02	98,750,496.02	
				0.00
FEE0532	**ADE Sp Ed Pre-Sch-05**	**0.00**		
BBF		5,450,177.95	5,450,177.95	
				0.00
FEE0534	**ADE Ed Technology-05**	**0.00**		
BBF		6,182,243.00	6,182,243.00	
				0.00
FEE0535	**ADE Title I-05**	**0.00**		
BBF		119,192,672.96	119,192,672.96	
				0.00
FEE0539	**ADE Title I Neg & Del-05**	**0.00**		
BBF		294,576.00	294,576.00	
				0.00
FEE0541	**ADE Title V-05**	**0.00**		
BBF		2,581,150.74	2,581,150.74	
				0.00
FEE0543	**ADE Learn & Serve-05**	**0.00**		
BBF		187,992.18	187,992.18	
				0.00
FEE0548	**ADE Sped Ta&Dissemintaion0**	**0.00**		
BBF		746,188.07	746,188.07	

Fund / Type	Fund Description / Type Description	Beginning Balance / Debits		Credits	Ending Balance
					0.00
FEE0551	ADE Reading First-05		0.00		
BBF		11,934,789.00		11,934,789.00	
					0.00
FEE0552	ADE Imp Teach Qual-05		0.00		
BBF		27,958,301.00		27,958,301.00	
					0.00
FEE0554	ADE 21 Cen After Sch-05		0.00		
BBF		8,032,246.04		8,032,246.04	
					0.00
FEE0556	ADE Rural & Low Inc-05		0.00		
BBF		3,495,239.00		3,495,239.00	
					0.00
FEE0557	ADE St Assessment-05		0.00		
BBF		5,111,556.00		5,111,556.00	
					0.00
FEE0558	ADE English Lang.-05		0.00		
BBF		1,767,734.97		1,767,734.97	
					0.00
FEE0561	ADE Math & Sci Part-05		0.00		
BBF		1,662,714.70		1,662,714.70	
					0.00
FEE0564	ADE Sp Ed Deaf-Pro-05		0.00		
BBF		490,634.00		490,634.00	
					0.00
FEE0616	Comp Sch Health-2006		0.00		
BBF		589,304.99		589,304.99	
					0.00
FEE0617	Comp Sch Reform-2006		0.00		
BBF		1,827,049.22		1,827,049.22	
					0.00
FEE0619	Evenstart-2006		0.00		
BBF		1,878,253.00		1,878,253.00	
					0.00
FEE0623	Homeless-2006		0.00		
BBF		712,914.55		712,914.55	
					0.00
FEE0624	ADE Emergency Impact Aid		0.00		
BBF		15,210,750.00		15,210,750.00	
					0.00
FEE0625	ADE Assist for Homeless Yout		0.00		
BBF		107,070.00		107,070.00	
					0.00
FEE0626	Migrant Educ.-2006		0.00		
BBF		5,165,889.77		5,165,889.77	
					0.00
FEE0627	Migrant Ed Coord-2006		0.00		
BBF		148,089.00		148,089.00	
					0.00
FEE0628	Robert Byrd-2006		0.00		

Fund	Fund Description	Beginning Balance			Ending Balance
Type	Type Description	Debits		Credits	
BBF		382,812.50		382,812.50	
					0.00
FEE0629	**Drug Education-2006**		**0.00**		
BBF		3,087,999.00		3,087,999.00	
					0.00
FEE0631	**Sp Ed VIB-2006**		**0.00**		
BBF		112,773,142.07		112,773,142.07	
					0.00
FEE0632	**Sp Ed Pre-Sch-2006**		**0.00**		
BBF		5,515,380.89		5,515,380.89	
					0.00
FEE0633	**ADE School-based Mental Hea**		**0.00**		
BBF		270,842.00		270,842.00	
					0.00
FEE0634	**Ed Technology-2006**		**0.00**		
BBF		4,532,524.40		4,532,524.40	
					0.00
FEE0635	**Title1-2006**		**0.00**		
BBF		124,473,966.17		124,473,966.17	
					0.00
FEE0639	**Title 1 Neg&Del-2006**		**0.00**		
BBF		342,690.00		342,690.00	
					0.00
FEE0641	**Title V-2006**		**0.00**		
BBF		1,492,209.00		1,492,209.00	
					0.00
FEE0651	**Reading First-2006**		**0.00**		
BBF		12,209,286.00		12,209,286.00	
					0.00
FEE0652	**Imp Teach Qual-2006**		**0.00**		
BBF		27,997,997.05		27,997,997.05	
					0.00
FEE0654	**221 Cen After Sch-2006**		**0.00**		
BBF		9,016,808.81		9,016,808.81	
					0.00
FEE0656	**Rural & Low Inc-2006**		**0.00**		
BBF		3,863,011.00		3,863,011.00	
					0.00
FEE0657	**St Assessment-2006**		**0.00**		
BBF		5,182,774.00		5,182,774.00	
					0.00
FEE0658	**English Lang-2006**		**0.00**		
BBF		1,883,426.00		1,883,426.00	
					0.00
FEE0661	**Math & Sci Part-2006**		**0.00**		
BBF		2,069,123.00		2,069,123.00	
					0.00
FEE0662	**ADE State Longitudinal DataS**		**0.00**		
BBF		3,339,501.23		3,339,501.23	
					0.00

Fund / Type	Fund Description / Type Description	Beginning Balance / Debits		Credits	Ending Balance
FEE0713	**Charter Schools 2007**		**0.00**		
BBF		7,127,970.46		7,127,970.46	
					0.00
FEE0716	**COMP SCH HEALTH 2007 (050**		**0.00**		
BBF		765,367.22		765,367.22	
					0.00
FEE0719	**EVENSTART 2007 (0500)**		**0.00**		
BBF		855,386.00		855,386.00	
					0.00
FEE0723	**HOMELESS 2007 (0500)**		**0.00**		
BBF		620,500.76		620,500.76	
					0.00
FEE0726	**MIGRANT EDUC 2007 (0500)**		**0.00**		
BBF		5,229,081.74		5,229,081.74	
					0.00
FEE0727	**Migrant Ed Coordination 2007**		**0.00**		
BBF		86,623.00		86,623.00	
					0.00
FEE0728	**ROBERT BYRD 2007 (0500)**		**0.00**		
BBF		378,250.00		378,250.00	
					0.00
FEE0729	**DRUG EDUC 2007 (0500)**		**0.00**		
BBF		2,453,362.89		2,453,362.89	
					0.00
FEE0731	**SPECIAL ED VI B 2007 (0500)**		**0.00**		
BBF		104,092,595.18		104,092,595.18	
					0.00
FEE0732	**SPEC ED PRESCH 2007 (0500)**		**0.00**		
BBF		5,364,691.87		5,364,691.87	
					0.00
FEE0734	**EDUC TECHNOLOGY 2007 (05**		**0.00**		
BBF		2,457,591.00		2,457,591.00	
					0.00
FEE0735	**TITLE 1 2007 (0500)**		**0.00**		
BBF		124,408,184.83		124,408,184.83	
					0.00
FEE0739	**TITLE I NEGL/DELINQ 2007 (0**		**0.00**		
BBF		363,256.00		363,256.00	
					0.00
FEE0741	**TITLE V 2007 (0500)**		**0.00**		
BBF		849,395.00		849,395.00	
					0.00
FEE0743	**LEARN & SERVE 2007 (0500)**		**0.00**		
BBF		444,689.31		444,689.31	
					0.00
FEE0751	**Reading First 2007**		**0.00**		
BBF		12,112,599.75		12,112,599.75	
					0.00
FEE0752	**IMPRV TEACHER QUAL 2007 (**		**0.00**		
BBF		27,155,175.15		27,155,175.15	

Fund / Type	Fund Description / Type Description	Beginning Balance / Debits		Credits	Ending Balance
					0.00
FEE0754	21st CENTURY LEARN 2007 (0		0.00		
BBF		9,354,878.05		9,354,878.05	
					0.00
FEE0756	RURAL&LOW INCOME 2007 (0		0.00		
BBF		3,663,479.00		3,663,479.00	
					0.00
FEE0757	STATE ASSESSEMENT 2007 (0		0.00		
BBF		5,182,774.00		5,182,774.00	
					0.00
FEE0758	ENGLISH LANGUAGE 2007 (05		0.00		
BBF		3,512,909.00		3,512,909.00	
					0.00
FEE0761	Math & Science 2007		0.00		
BBF		2,042,699.88		2,042,699.88	
					0.00
FEE0816	Coord School Health 08 § 19-5		0.00		
BBF		889,704.02		889,704.02	
					0.00
FEE0817	School Impr Grants 2008 (0500		0.00		
BBF		1,187,391.26		1,187,391.26	
					0.00
FEE0819	Evenstart 2008 § 19-5-104		0.00		
BBF		681,835.00		681,835.00	
					0.00
FEE0823	Homeless 2008 § 19-5-104		0.00		
BBF		575,473.77		575,473.77	
					0.00
FEE0825	Migrant Data Quality (0500)		0.00		
BBF		77,298.00		77,298.00	
					0.00
FEE0826	Migrant Education 2008 § 19-5		0.00		
BBF		5,251,068.32		5,251,068.32	
					0.00
FEE0827	Migrant Ed Coord 08 § 19-5-10		0.00		
BBF		86,580.00		86,580.00	
					0.00
FEE0828	Robert Byrd 2008 § 19-5-104		0.00		
BBF		374,438.50		374,438.50	
					0.00
FEE0829	Drug Education 2008 § 19-5-10		0.00		
BBF		2,484,457.00		2,484,457.00	
					0.00
FEE0831	Special Ed VI-B 2008 § 19-5-10		0.00		
BBF		105,693,832.45		105,693,832.45	
					0.00
FEE0832	Special Ed Preschool 08 § 19-5		0.00		
BBF		5,395,647.77		5,395,647.77	
					0.00
FEE0834	Education Tech 2008 § 19-5-10		0.00		

Fund	Fund Description	Beginning Balance		Ending Balance
Type	Type Description	Debits	Credits	
BBF		2,355,921.00	2,355,921.00	
				0.00
FEE0835	Title I 2008 § 19-5-104	0.00		
BBF		121,158,712.62	121,158,712.62	
				0.00
FEE0839	Title I Neg/Del 2008 § 19-5-104	0.00		
BBF		233,042.50	233,042.50	
				0.00
FEE0841	Title V 2008 § 19-5-104	0.00		
BBF		859,836.00	859,836.00	
				0.00
FEE0851	Reading First 2008 § 19-5-104	0.00		
BBF		15,553,995.28	15,553,995.28	
				0.00
FEE0852	Improv Teacher Quality 08 § 19	0.00		
BBF		26,808,679.09	26,808,679.09	
				0.00
FEE0854	21st Cent Learning 08 § 19-5-1	0.00		
BBF		9,323,276.25	9,323,276.25	
				0.00
FEE0856	Rural/Low Income 08 § 19-5-10	0.00		
BBF		3,476,077.47	3,476,077.47	
				0.00
FEE0857	State Assessment 08 § 19-5-10	0.00		
BBF		5,211,165.00	5,211,165.00	
				0.00
FEE0858	English Language 08 § 19-5-10	0.00		
BBF		2,621,139.00	2,621,139.00	
				0.00
FEE0861	Math/Science 2008 § 19-5-104	0.00		
BBF		1,839,803.08	1,839,803.08	
				0.00
FEE0916	Coordinated School Health 20	0.00		
BBF		724,627.29	724,627.29	
				0.00
FEE0917	School ImprovGrans 2009 (050	0.00		
BBF		5,385,536.39	5,385,536.39	
				0.00
FEE0919	Evenstart 2009	0.00		
BBF		637,326.60	637,326.60	
				0.00
FEE0923	Homeless 2009	0.00		
BBF		658,005.25	658,005.25	
				0.00
FEE0926	Migrant Education 2009	0.00		
BBF		5,260,227.53	5,260,227.53	
				0.00
FEE0927	Migrant Ed Coordination 09	0.00		
BBF		73,321.00	73,321.00	
				0.00

Fund	Fund Description	Beginning Balance		Ending Balance
Type	Type Description	Debits	Credits	
FEE0928	**Robert Byrd 2009**	**0.00**		
BBF		376,250.00	376,250.00	
				0.00
FEE0929	**Drug Education 2009**	**0.00**		
BBF		2,131,800.00	2,131,800.00	
				0.00
FEE0931	**Special Education VI-B 2009**	**0.00**		
BBF		106,991,671.66	106,991,671.66	
				0.00
FEE0932	**Special Education Pre-School(**	**0.00**		
BBF		5,287,640.50	5,287,640.50	
				0.00
FEE0934	**Education Technology 2009**	**0.00**		
BBF		2,631,672.00	2,631,672.00	
				0.00
FEE0935	**Title I 2009**	**0.00**		
BBF		143,339,499.00	143,339,499.00	
				0.00
FEE0939	**Title I Neglected/Deliquent 09**	**0.00**		
BBF		489,167.00	489,167.00	
				0.00
FEE0951	**Reading First 2009**	**0.00**		
BBF		4,504,608.52	4,504,608.52	
				0.00
FEE0952	**Improving Teacher Quality 09**	**0.00**		
BBF		27,779,404.83	27,779,404.83	
				0.00
FEE0954	**21st Century After School 09**	**0.00**		
BBF		9,777,280.63	9,777,280.63	
				0.00
FEE0956	**Rural/Low Income 2009**	**0.00**		
BBF		4,212,900.00	4,212,900.00	
				0.00
FEE0957	**State Assessment 2009**	**0.00**		
BBF		5,231,827.00	5,231,827.00	
				0.00
FEE0958	**English Language 2009**	**0.00**		
BBF		2,898,437.79	2,898,437.79	
				0.00
FEE0961	**Math/Science 2009**	**0.00**		
BBF		2,005,390.26	2,005,390.26	
				0.00
FEE0962	**Stwd Data Systems-09 (0500)**	**0.00**		
BBF		5,382,215.08	5,382,215.08	
				0.00
FEE0964	**DeafPro 2009 (0500)**	**0.00**		
BBF		613,214.31	613,214.31	
				0.00
FEE0OLD	**Fee-Old**	**0.00**		
BBF		321,171.65	321,171.65	

Fund / Type	Fund Description / Type Description	Beginning Balance / Debits		Credits	Ending Balance
					0.00
FEE1016	2010 School Health CFDA 93.2		0.00		
BBF		721,390.61		721,390.61	
					0.00
FEE1017	2010 School Improve CFDA 84		0.00		
BBF		1,746,269.26		1,746,269.26	
					0.00
FEE1019	2010 Evenstart CFDA 84.213		0.00		
BBF		674,501.71		674,501.71	
					0.00
FEE1023	2010 Homeless CFDA 84.196		0.00		
BBF		602,543.84		602,543.84	
					0.00
FEE1026	2010 Migrant Ed CFDA 84.011		0.00		
BBF		5,611,737.00		5,611,737.00	
					0.00
FEE1027	2010 Migrant Coord CFDA 84.1		0.00		
BBF		76,923.00		76,923.00	
					0.00
FEE1028	2010 Robert Byrd CFDA 84.185		0.00		
BBF		381,000.00		381,000.00	
					0.00
FEE1029	2010 Drug Education CFDA 84		0.00		
BBF		2,125,810.77		2,125,810.77	
					0.00
FEE1031	2010 Special Ed V-IB CFDA 84.		0.00		
BBF		112,035,999.01		112,035,999.01	
					0.00
FEE1032	2010 Spl Ed Preschoo CFDA 8		0.00		
BBF		5,279,320.00		5,279,320.00	
					0.00
FEE1034	2010 Education Tech CFDA 84		0.00		
BBF		2,600,483.00		2,600,483.00	
					0.00
FEE1035	2010 Title I CFDA 84.010		0.00		
BBF		164,656,164.31		164,656,164.31	
					0.00
FEE1039	2010 Title I Neg/Del CFDA 84.0		0.00		
BBF		405,016.00		405,016.00	
					0.00
FEE1052	2010 Improve Teacher CFDA 8		0.00		
BBF		28,242,391.53		28,242,391.53	
					0.00
FEE1054	2010 21st Century CFDA 84.28		0.00		
BBF		11,650,237.58		11,650,237.58	
					0.00
FEE1056	2010 Rural/Lo Income CFDA 8		0.00		
BBF		3,590,024.00		3,590,024.00	
					0.00
FEE1057	2010 State Assess CFDA 84.36		0.00		

Fund	Fund Description	Beginning Balance		Ending Balance
Type	Type Description	Debits	Credits	
BBF		5,237,350.00	5,237,350.00	
				0.00
FEE1058	**2010 English CFDA 84.365**	**0.00**		
BBF		3,231,697.00	3,231,697.00	
				0.00
FEE1061	**2010 Math & Science CFDA 84**	**0.00**		
BBF		2,229,052.07	2,229,052.07	
				0.00
FEE1063	**SpEd SIG-2010 (0500)**	**0.00**		
BBF		5,179,344.08	5,179,344.08	
				0.00
FEE1113	**Charter Schools 2011**	**0.00**		
BBF		16,555,909.92	16,555,909.92	
				0.00
FEE1116	**School Health 2011**	**0.00**		
BBF		537,763.75	537,763.75	
				0.00
FEE1117	**School Improve 2011**	**0.00**		
BBF		9,699,569.14	9,699,569.14	
				0.00
FEE1119	**Evenstart 2011**	**0.00**		
BBF		639,991.00	639,991.00	
				0.00
FEE1123	**Homeless 2011**	**0.00**		
BBF		695,961.17	695,961.17	
				0.00
FEE1125	**Migrant Data Quality (0500)**	**0.00**		
BBF		30,565.00	30,565.00	
				0.00
FEE1126	**Migrant Ed 2011**	**0.00**		
BBF		5,509,285.75	5,509,285.75	
				0.00
FEE1127	**Migrant Coord 2011**	**0.00**		
BBF		66,666.00	66,666.00	
				0.00
FEE1128	**Robert Byrd 2011**	**0.00**		
BBF		364,999.00	364,999.00	
				0.00
FEE1131	**Special Ed V-IB 2011**	**0.00**		
BBF		111,521,673.54	111,521,673.54	
				0.00
FEE1132	**Spl Ed Preschool 2011**	**0.00**		
BBF		5,279,993.08	5,279,993.08	
				0.00
FEE1134	**Education Tech 2011**	**0.00**		
BBF		986,483.00	986,483.00	
				0.00
FEE1135	**Title I 2011**	**0.00**		
BBF		155,876,778.57	155,876,778.57	
				0.00

Fund / Type	Fund Description / Type Description	Beginning Balance / Debits		Credits	Ending Balance
FEE1139	**Title I Neg/Del 2011**		**0.00**		
BBF		336,446.00		336,446.00	
					0.00
FEE1151	**Reading First 2011**		**0.00**		
BBF		150,000.00		150,000.00	
					0.00
FEE1152	**Improve Teacher 2011**		**0.00**		
BBF		27,884,949.30		27,884,949.30	
					0.00
FEE1154	**21st Century 2011**		**0.00**		
BBF		13,025,406.78		13,025,406.78	
					0.00
FEE1156	**Rural/Lo Income 2011**		**0.00**		
BBF		3,373,965.00		3,373,965.00	
					0.00
FEE1157	**State Assess 2011**		**0.00**		
BBF		5,248,191.00		5,248,191.00	
					0.00
FEE1158	**English 2011**		**0.00**		
BBF		3,201,528.00		3,201,528.00	
					0.00
FEE1161	**Math & Science 2011**		**0.00**		
BBF		2,086,285.13		2,086,285.13	
					0.00
FEE1216	**Coord School Hlth 2012§19-5-**		**0.00**		
BBF		825,831.27		825,831.27	
					0.00
FEE1217	**School Impr 1003G 2012§19-5-**		**0.00**		
BBF		6,231,156.64		6,231,156.64	
					0.00
FEE1223	**Homeless Ed 2012 §19-5-104**		**0.00**		
BBF		693,590.89		693,590.89	
					0.00
FEE1226	**Migrant Ed 2012 §19-5-104**		**0.00**		
BBF		5,424,780.00		5,424,780.00	
					0.00
FEE1227	**Migrant Coord 2012 §19-5-104**		**0.00**		
BBF		66,666.00		66,666.00	
					0.00
FEE1231	**Special Ed VI-B 2012 §19-5-10**		**0.00**		
BBF		114,843,456.35		114,843,456.35	
					0.00
FEE1232	**Spl Ed Preschool 2012 §19-5-1**		**0.00**		
BBF		5,279,308.19		5,279,308.19	
					0.00
FEE1235	**Title I 2012 §19-5-104**		**0.00**		
BBF		155,787,883.89		155,787,883.89	
					0.00
FEE1239	**Title I Negl/Delinq 12§19-5-104**		**0.00**		
BBF		516,815.00		516,815.00	

Fund / Type	Fund Description / Type Description	Beginning Balance / Debits		Credits	Ending Balance
					0.00
FEE1252	Impr Teacher 2012 §19-5-104		0.00		
BBF		23,083,415.33		23,083,415.33	
					0.00
FEE1254	21st Century 2012 §19-5-104		0.00		
BBF		11,911,321.68		11,911,321.68	
					0.00
FEE1256	Rural/Low Income 2012 §19-5-		0.00		
BBF		3,111,039.81		3,111,039.81	
					0.00
FEE1257	State Assessment 2012 §19-5-		0.00		
BBF		5,069,585.00		5,069,585.00	
					0.00
FEE1258	English Learners 2012 §19-5-1		0.00		
BBF		3,167,503.31		3,167,503.31	
					0.00
FEE1261	Math & Science 2012 §19-5-10		0.00		
BBF		2,011,884.50		2,011,884.50	
					0.00
FEE1316	CoordSchoolHealth201319-5-1		0.00		
BBF		1.00		1.00	
					0.00
FEE1317	School Imp 1003(g)201319-5-1		0.00		
BBF		5,530,773.74		5,530,773.74	
					0.00
FEE1323	Homeless Ed 2013 19-5-104		0.00		
BBF		689,949.60		689,949.60	
					0.00
FEE1326	Migrant Ed 2013 19-5-104		0.00		
BBF		5,589,918.81		5,589,918.81	
					0.00
FEE1327	Migrant Ed Coord 2013 19-5-1		0.00		
BBF		60,000.00		60,000.00	
					0.00
FEE1331	Spec Ed VI-B 2013 19-5-104		0.00		
BBF		111,956,787.78		111,956,787.78	
					0.00
FEE1332	Spec Ed Preschool 201319-5-1		0.00		
BBF		5,262,503.81		5,262,503.81	
					0.00
FEE1335	Title I 2013 19-5-104		0.00		
BBF		154,374,011.45		154,374,011.45	
					0.00
FEE1339	Title I Neg/Del 2013 19-5-104		0.00		
BBF		382,684.00		382,684.00	
					0.00
FEE1352	Imp Teacher Qual 2013 19-5-1		0.00		
BBF		22,854,347.27		22,854,347.27	
					0.00
FEE1354	21st Cent Learn 2013 19-5-104		0.00		

Fund	Fund Description	Beginning Balance		Ending Balance
Type	Type Description	Debits	Credits	
BBF		11,943,009.01	11,943,009.01	
				0.00
FEE1356	Rural/Low Income 2013 19-5-1	0.00		
BBF		2,942,461.01	2,942,461.01	
				0.00
FEE1357	State Assessment 2013 19-5-1	0.00		
BBF		5,079,885.00	5,079,885.00	
				0.00
FEE1358	Eng Lang Learners 201319-5-1	0.00		
BBF		3,041,677.45	3,041,677.45	
				0.00
FEE1361	Math/Science Part 201319-5-1(	0.00		
BBF		1,650,713.02	1,650,713.02	
				0.00
FEE1415	HIV - 2014 (0500)	0.00		
BBF		313,432.28	313,432.28	
				0.00
FEE1417	School Improvement 1003(g) 2	0.00		
BBF		5,196,690.95	5,196,690.95	
				0.00
FEE1423	Homeless Education 2014	0.00		
BBF		630,125.55	630,125.55	
				0.00
FEE1426	Migrant Education 2014	0.00		
BBF		5,178,991.00	5,178,991.00	
				0.00
FEE1427	Migrant Education Coord 2014	0.00		
BBF		60,000.00	60,000.00	
				0.00
FEE1431	Special Education VI-B 2014	0.00		
BBF		106,409,808.42	106,409,808.42	
				0.00
FEE1432	Special Educ Preschool 2014	0.00		
BBF		5,087,289.76	5,087,289.76	
				0.00
FEE1435	Title I 2014	0.00		
BBF		146,148,399.08	146,148,399.08	
				0.00
FEE1439	Title I Neglected & Delinq 2014	0.00		
BBF		373,831.00	373,831.00	
				0.00
FEE1452	Impr Teacher Quality IIA 2014	0.00		
BBF		21,563,322.69	21,563,322.69	
				0.00
FEE1454	21st Century Learning 2014	0.00		
BBF		11,175,320.77	11,175,320.77	
				0.00
FEE1456	Rural and Low Income 2014	0.00		
BBF		3,029,880.56	3,029,880.56	
				0.00

Fund / Type	Fund Description / Type Description	Beginning Balance / Debits		Credits	Ending Balance
FEE1457	**State Assessment 2014**		**0.00**		
BBF		4,906,701.00		4,906,701.00	
					0.00
FEE1458	**English Language Learners 20**		**0.00**		
BBF		3,089,580.76		3,089,580.76	
					0.00
FEE1461	**Math & Science Partnership 2(**		**0.00**		
BBF		1,502,621.00		1,502,621.00	
					0.00
FEE1463	**Promise 2014 (0500)**		**0.00**		
BBF		35,796,070.96		35,796,070.96	
					0.00
FEE1464	**Deaf Program 2014**		**0.00**		
BBF		630,988.77		630,988.77	
					0.00
FEE1515	**HIV 2015 CFDA 93.079**		**0.00**		
BBF		441,408.70		441,408.70	
					0.00
FEE1517	**Sch Imp 1003(g)-2015 CFDA84**		**0.00**		
BBF		6,513,531.11		6,513,531.11	
					0.00
FEE1523	**Homeless Educ 2015 CFDA 84**		**0.00**		
BBF		702,836.66		702,836.66	
					0.00
FEE1526	**Migrant Educ CFDA 84.011 201**		**0.00**		
BBF		5,204,878.62		5,204,878.62	
					0.00
FEE1527	**Migrant Ed Coord 2015CFDA8**		**0.00**		
BBF		60,000.00		60,000.00	
					0.00
FEE1531	**Sp Ed VI-B 2015 CFDA 84.027**		**0.00**		
BBF		110,522,893.87		110,522,893.87	
					0.00
FEE1532	**Sp Ed Preschool 2015 CFDA8**		**0.00**		
BBF		5,023,914.71		5,023,914.71	
					0.00
FEE1535	**Title 1-2015 CFDA 84.010**		**0.00**		
BBF		158,008,541.21		158,008,541.21	
					0.00
FEE1539	**Negl & Delinq CFDA 84.013 20**		**0.00**		
BBF		439,326.00		439,326.00	
					0.00
FEE1552	**Imp Teach Qual CFDA84.367 2**		**0.00**		
BBF		22,558,037.63		22,558,037.63	
					0.00
FEE1554	**21CCLC-2015 CFDA 84.287**		**0.00**		
BBF		11,411,547.70		11,411,547.70	
					0.00
FEE1556	**Rural & Low Inc 2015 CFDA84.**		**0.00**		
BBF		3,235,435.03		3,235,435.03	

Fund / Type	Fund Description / Type Description	Beginning Balance / Debits		Credits	Ending Balance
					0.00
FEE1557	St Assessment CFDA 84.369 2		0.00		
BBF		4,991,978.00		4,991,978.00	
					0.00
FEE1558	Engl Lang Learn 2015 CFDA84		0.00		
BBF		3,167,571.62		3,167,571.62	
					0.00
FEE1561	Math & Sci Part CFDA84.366 2		0.00		
BBF		1,643,815.40		1,643,815.40	
					0.00
FEE1615	HIV 2016 (0500)		0.00		
BBF		404,652.03		404,652.03	
					0.00
FEE1617	Sch Impr 2016 (0500)		0.00		
BBF		4,936,108.66		4,936,108.66	
					0.00
FEE1623	Homeless 2016 (0500)		0.00		
BBF		671,237.45		671,237.45	
					0.00
FEE1626	Migrant 2016 (0500)		0.00		
BBF		5,445,893.07		5,445,893.07	
					0.00
FEE1631	SpecEd 2016 (0500)		0.00		
BBF		110,689,845.79		110,689,845.79	
					0.00
FEE1632	SpEdPre 2016 (0500)		0.00		
BBF		5,020,103.65		5,020,103.65	
					0.00
FEE1635	Title I 2016 (0500)		0.00		
BBF		154,074,931.42		154,074,931.42	
					0.00
FEE1639	N&D 2016 (0500)		0.00		
BBF		480,882.99		480,882.99	
					0.00
FEE1648	ELL Immigrant-2016 (0500)		0.00		
BBF		29,027.43		29,027.43	
					0.00
FEE1652	ImpTchrQ 2016 (0500)		0.00		
BBF		21,563,043.90		21,563,043.90	
					0.00
FEE1654	21CCLC 2016 (0500)		0.00		
BBF		12,081,884.54		12,081,884.54	
					0.00
FEE1656	Rural Ed 2016 (0500)		0.00		
BBF		3,221,887.64		3,221,887.64	
					0.00
FEE1657	StateAssess 2016 (0500)		0.00		
BBF		4,987,475.00		4,987,475.00	
					0.00
FEE1658	English 2016 (0500)		0.00		

Fund	Fund Description	Beginning Balance			Ending Balance
Type	Type Description	Debits		Credits	
BBF		3,426,867.60		3,426,867.60	
					0.00
FEE1661	**MathScience 2016 (0500)**		**0.00**		
BBF		2,039,200.79		2,039,200.79	
					0.00
FEE1663	**SPDG 2016 (0500)**		**0.00**		
BBF		4,999,996.00		4,999,996.00	
					0.00
FEE1710	**AP TESTING-2017 (0500)**		**0.00**		
BBF		27,459.00		27,459.00	
					0.00
FEE1715	**HIV 2017 (0500)**		**0.00**		
BBF		396,897.63		396,897.63	
					0.00
FEE1717	**School Improv 1003(g)-2017**		**0.00**		
BBF		4,427,835.61		4,427,835.61	
					0.00
FEE1723	**Homeless 2017 (0500)**		**0.00**		
BBF		734,742.92		734,742.92	
					0.00
FEE1726	**Migrant 2017 (0500)**		**0.00**		
BBF		5,184,446.16		5,184,446.16	
					0.00
FEE1731	**SpecEd 2017 (0500)**		**0.00**		
BBF		114,372,422.65		114,372,422.65	
					0.00
FEE1732	**SpEdpre 2017 (0500)**		**0.00**		
BBF		5,228,139.13		5,228,139.13	
					0.00
FEE1735	**Title I 2017 (0500)**		**0.00**		
BBF		156,593,877.72		156,593,877.72	
					0.00
FEE1739	**N&D 2017 (0500)**		**0.00**		
BBF		421,990.89		421,990.89	
					0.00
FEE1752	**ImpTchrQ 2017 (0500)**		**0.00**		
BBF		20,994,582.19		20,994,582.19	
					0.00
FEE1754	**21CCLC 2017 (0500)**		**0.00**		
BBF		11,840,611.05		11,840,611.05	
					0.00
FEE1756	**Rural Ed 2017 (0500)**		**0.00**		
BBF		3,539,184.76		3,539,184.76	
					0.00
FEE1757	**StateAssess 2017 (0500)**		**0.00**		
BBF		4,993,341.00		4,993,341.00	
					0.00
FEE1758	**English 2017 (0500)**		**0.00**		
BBF		3,516,799.49		3,516,799.49	
					0.00

Fund / Type	Fund Description / Type Description	Beginning Balance / Debits	Credits	Ending Balance
FEE1761	**MathScien 2017 (0500)**	**0.00**		
BBF		1,569,973.30	1,569,973.30	
				0.00
FEE1815	**HIV 2018 (0500)**	**0.00**		
BBF		344,004.49	344,004.49	
				0.00
FEE1823	**Homeless 2018 (0500)**	**0.00**		
BBF		821,580.34	821,580.34	
				0.00
FEE1826	**Migrant 2018 (0500)**	**0.00**		
BBF		4,679,121.12	4,679,121.12	
				0.00
FEE1831	**SpecEd 2018 (0500)**	**0.00**		
BBF		115,536,044.75	115,536,044.75	
				0.00
FEE1832	**SpEdPre 2018 (0500)**	**0.00**		
BBF		5,223,506.85	5,223,506.85	
				0.00
FEE1835	**Title I 2018 (0500)**	**0.00**		
BBF		162,546,670.45	162,546,670.45	
				0.00
FEE1839	**N&D 2018 (0500)**	**0.00**		
BBF		345,662.00	345,662.00	
				0.00
FEE1852	**ImpTchrQ 2018 (0500)**	**0.00**		
BBF		19,801,520.74	19,801,520.74	
				0.00
FEE1854	**21CCLC 2018 (0500)**	**0.00**		
BBF		11,621,487.32	11,621,487.32	
				0.00
FEE1856	**Rural Ed 2018 (0500)**	**0.00**		
BBF		3,011,599.00	3,011,599.00	
				0.00
FEE1857	**StateAssessment 2018 (0500)**	**0.00**		
BBF		4,987,088.00	4,987,088.00	
				0.00
FEE1858	**English 2018 (0500)**	**0.00**		
BBF		3,566,515.24	3,566,515.24	
				0.00
FEE1861	**Title IV-2018 (0500)**	**0.00**		
BBF		3,999,729.08	3,999,729.08	
				0.00
FEE1901	**TANF_Tendaji 2019 (0500)**	**0.00**		
BBF		40,000.00	40,000.00	
				0.00
FEE1902	**TANF_Robotics 2019 (0500)**	**0.00**		
BBF		92,829.45	92,829.45	
				0.00
FEE1903	**Hurricane Relief 2019 (0500)**	**0.00**		
BBF		7,855.34	7,855.34	

Fund Type	Fund Description / Type Description	Beginning Balance / Debits	Credits	Ending Balance
				0.00
FEE1904	**Sped CAYSI 2019 (0500)**	**-3,685.53**		
BBF		377,907.14	380,694.04	
				-2,786.90
FEE1915	**CSH - 19 (0500)**	**0.00**		
BBF		256,899.03	256,899.03	
				0.00
FEE1917	**AWARE Arkansas 2019 (0500)**	**0.00**		
BBF		2,163,390.70	2,163,390.70	
				0.00
FEE1923	**Homeless 2019 (0500)**	**0.00**		
BBF		867,300.23	867,300.23	
				0.00
FEE1926	**Migrant 2019 (0500)**	**0.00**		
BBF		4,828,699.28	4,828,699.28	
				0.00
FEE1931	**SpecEd 2019 (0500)**	**0.00**		
BBF		117,805,695.46	117,805,695.46	
				0.00
FEE1932	**SpEdPre 2019 (0500)**	**0.00**		
BBF		5,372,691.45	5,372,691.45	
				0.00
FEE1935	**Title I 2019 (0500)**	**0.00**		
BBF		158,810,271.11	158,810,271.11	
				0.00
FEE1939	**N and D 2019 (0500)**	**0.00**		
BBF		361,943.00	361,943.00	
				0.00
FEE1948	**CDC Surveillance-2019 (0500)**	**0.00**		
BBF		81,934.46	81,934.46	
				0.00
FEE1952	**ImpTchrQ 2019 (0500)**	**0.00**		
BBF		20,063,366.94	20,063,366.94	
				0.00
FEE1954	**21CCLC 2019 (0500)**	**0.00**		
BBF		12,097,680.38	12,097,680.38	
				0.00
FEE1956	**Rural Ed 2019 (0500)**	**0.00**		
BBF		3,027,367.87	3,027,367.87	
				0.00
FEE1957	**StateAssess 2019 (0500)**	**0.00**		
BBF		4,985,386.00	4,985,386.00	
				0.00
FEE1958	**English 2019 (0500)**	**0.00**		
BBF		3,554,008.47	3,554,008.47	
				0.00
FEE1961	**Title IV 2019 (0500)**	**0.00**		
BBF		11,085,825.78	11,085,825.78	
				0.00
FEE2009	**Elem & Secnd Ed-Refunds to F**	**-3,465.66**		

Fund	Fund Description	Beginning Balance			Ending Balance
Type	Type Description	Debits		Credits	
BBF		8,682,444.08		8,686,092.94	
					-3,648.86
FEE2011	**ADE Arts In Education-00**		**0.00**		
BBF		5,264.27		5,264.27	
					0.00
FEE2012	**ADE Bilingual Education-00**		**0.00**		
BBF		96,259.18		96,259.18	
					0.00
FEE2014	**ADE Christa McAuliffe-00**		**0.00**		
BBF		202.49		202.49	
					0.00
FEE2016	**ADE Comprehensive Hlth Ed-(**		**0.00**		
BBF		3,693.09		3,693.09	
					0.00
FEE2017	**Comprehensive Schl Reform-(**		**0.00**		
BBF		216,293.43		216,293.43	
					0.00
FEE2018	**ADE DOE-Eisenhower Grant-0**		**0.00**		
BBF		132,058.29		132,058.29	
					0.00
FEE2019	**ADE Even Start-00**		**0.00**		
BBF		214,409.34		214,409.34	
					0.00
FEE2020	**ADE Family Literacy-00**		**0.00**		
BBF		329,412.14		329,412.14	
					0.00
FEE2021	**DOE-Global Change Program-**		**0.00**		
BBF		1,402.34		1,402.34	
					0.00
FEE2022	**ADE Goals 2000-00**		**0.00**		
BBF		14,480.10		14,480.10	
					0.00
FEE2023	**ADE Homeless Children/Youth**		**0.00**		
BBF		163,153.86		163,153.86	
					0.00
FEE2027	**ADE NCES**		**-9,212.67**		
BBF		517,622.17		526,834.84	
					-9,212.67
FEE2028	**Robert Byrd Scholarships-00-(**		**0.00**		
BBF		190.80		190.80	
					0.00
FEE2029	**DOE-Safe & Drug Free Schs-0(**		**0.00**		
BBF		73,127.22		73,127.22	
					0.00
FEE2031	**Special Education Grants-00-(**		**0.00**		
BBF		6,434,527.69		6,434,527.69	
					0.00
FEE2034	**Technology Literacy-00**		**0.00**		
BBF		13,634.86		13,634.86	
					0.00

Fund / Type	Fund Description / Type Description	Beginning Balance / Debits	Credits	Ending Balance
FEE2035	**Title I-00**	**0.00**		
BBF		64,852.69	64,852.69	
				0.00
FEE2039	**Title I Neg & Deliq Children-0**	**0.00**		
BBF		8,837.20	8,837.20	
				0.00
FEE203Z	**ADE- Federal Operations**	**-18,196.01**		
BBF		11,927,763.92	11,945,959.93	
				-18,196.01
FEE2041	**Title VI-00**	**0.00**		
BBF		135,385.69	135,385.69	
				0.00
FEE2048	**SURV - 20**	**0.00**		
BBF		89,209.64	89,209.64	
				0.00
FEE2052	**ImpTchrQ 2020**	**0.00**		
BBF		20,304,634.33	20,304,634.33	
				0.00
FEE2054	**21CCLC 2020**	**0.00**		
BBF		10,241,390.46	10,241,390.46	
				0.00
FEE2056	**Rural Ed 2020**	**0.00**		
BBF		2,798,231.08	2,798,231.08	
				0.00
FEE2057	**State Assess 2020**	**0.00**		
BBF		12,200,117.02	12,200,117.02	
				0.00
FEE2058	**English 2020**	**-100.00**		
BBF		3,575,618.79	3,575,718.79	
				-100.00
FEE2061	**Title IV 2020**	**0.00**		
BBF		11,155,675.30	11,155,675.30	
				0.00
FEE2062	**STOP School Violence 2020 05**	**-3,750.00**		
BBF		5,885.13	9,635.13	
				-3,750.00
FEE2072	**CARES-Elemen & Sec Educati**	**0.00**		
BBF		131,528,487.75	131,528,487.75	
				0.00
FEE2082	**Lead Testing 2020 (0500)**	**0.00**		
BBF		307,806.68	307,806.68	
				0.00
FEE2091	**CARES Gov Emerg Education**	**-578,911.19**		
BBF		24,664,957.05	25,164,957.05	
				-500,000.00
FEE2101	**Migrant CIG - 2021 (0500))**	**0.00**		
BBF		60,159.00	60,159.00	
				0.00
FEE2113	**SpecEd StProgDev 2021 (0500**	**0.00**		
BBF		1,827,064.86	1,827,064.86	

Fund	Fund Description	Beginning Balance			Ending Balance
Type	Type Description	Debits		Credits	
					0.00
FEE2115	CSH - 2021		0.00		
BBF		394,842.99		394,842.99	
					0.00
FEE2117	AWARE Arkansas 2021		0.00		
BBF		1,827,759.89		1,827,759.89	
					0.00
FEE2126	Migrant Education - 2021		0.00		
BBF		4,653,119.93		4,653,119.93	
					0.00
FEE2131	Special Education VI-B - 2021		-106.82		
BBF		125,162,374.46		125,162,481.28	
					-106.82
FEE2133	TANF Drop Prevention- 2021		0.00		
BBF		1,348,407.30		1,348,407.30	
					0.00
FEE2139	TitleI Neglected&Delinquent20		0.00		
BBF		247,929.30		247,929.30	
					0.00
FEE2141	CSH COVID2a-2022 (0500)		-5,030.60		
BBF		277,861.09		282,231.57	
					-4,370.48
FEE2142	CSH COVID2b - 2022 (0500)		0.00		
BBF		49,990.00		49,990.00	
					0.00
FEE2143	CARES-Elem & Sec Educat Fu		-6,411.63		
BBF		446,957,311.48		446,962,150.48	
					-4,839.00
FEE2148	CDC Surveillance - 2021		0.00		
BBF		60,233.84		60,233.84	
					0.00
FEE2152	Title-IIA - 2021		0.00		
BBF		20,742,300.27		20,742,300.27	
					0.00
FEE2153	CARES - Govern Emerg Ed Fu		-2,000,067.20		
BBF		3,788,497.65		3,788,564.85	
					-67.20
FEE2154	21CCLC - 2021		0.00		
BBF		1,241,494.45		1,241,494.45	
					0.00
FEE2156	Rural and Low Income - 2021		0.00		
BBF		2,772,302.53		2,772,302.53	
					0.00
FEE2157	Assessment - 2021		0.00		
BBF		3,594,673.38		3,594,673.38	
					0.00
FEE2158	Title III - 2021		-139.71		
BBF		3,172,988.46		3,173,128.17	
					-139.71
FEE2161	Title IV - 2021		-278.13		

Fund / Type	Fund Description / Type Description	Beginning Balance / Debits	Credits	Ending Balance
BBF		10,356,908.16	10,357,186.29	
				-278.13
FEE2163	**Governors Emerg Ed Fund2 E**	**-438,431.11**		
BBF		9,391,508.80	9,829,756.71	
				-438,247.91
FEE2182	**LEAD Test-2021 (0500)**	**0.00**		
BBF		110.00	110.00	
				0.00
FEE2191	**CSH COVID - 2023 (0500)**	**0.00**		
BBF		248,191.72	248,191.72	
				0.00
FEE2206	**Migrant - 2022 (0500)**	**0.00**		
BBF		45,483.61	45,483.61	
				0.00
FEE2215	**CHS - 22**	**-5,134.00**		
BBF		346,323.45	349,721.38	
				-3,397.93
FEE2217	**Aware AR 22**	**0.00**		
BBF		1,001,396.11	1,001,396.11	
				0.00
FEE2223	**Homeless 2022**	**-3,864.04**		
BBF		293,712.56	296,294.42	
				-2,581.86
FEE2226	**Migrant 2022**	**0.00**		
BBF		1,455,462.36	1,455,462.36	
				0.00
FEE2231	**SpecEd 2022**	**-94,915.39**		
BBF		91,064,620.24	91,121,336.12	
				-56,715.88
FEE2232	**SpEdPre 2022**	**0.00**		
BBF		4,704,364.98	4,704,364.98	
				0.00
FEE2235	**Title I 2022**	**0.00**		
BBF		98,952,037.80	98,952,037.80	
				0.00
FEE2239	**N&D 2022**	**0.00**		
BBF		41,399.84	41,399.84	
				0.00
FEE2248	**SURV - 22**	**-80.00**		
BBF		6,764.00	6,764.00	
				0.00
FEE2252	**Title IIA 2022**	**-9,415.40**		
BBF		12,798,142.67	12,805,242.67	
				-7,100.00
FEE2254	**21CCLC 2022**	**-13,109.62**		
BBF		50,461.02	63,471.16	
				-13,010.14
FEE2256	**Rural Ed 2022**	**0.00**		
BBF		1,969,218.56	1,969,218.56	
				0.00

Fund / Type	Fund Description / Type Description	Beginning Balance / Debits	Credits	Ending Balance
FEE2258	**Title III 2022**	**0.00**		
BBF		1,303,066.78	1,303,066.78	
				0.00
FEE2261	**Title IV 2022**	**0.00**		
BBF		6,992,656.06	6,992,656.06	
				0.00
FEE9823	**Homeless Education - 2021**	**0.00**		
BBF		882,164.99	882,164.99	
				0.00
FEE9832	**Special Ed Preschool - 2021**	**0.00**		
BBF		5,455,381.51	5,455,381.51	
				0.00
FEE9835	**Title I - 2021**	**-480.72**		
BBF		159,150,663.99	159,150,663.99	
				0.00
FEE9915	**CSH - 2020**	**0.00**		
BBF		344,163.77	344,163.77	
				0.00
FEE9917	**Aware AR 2020**	**0.00**		
BBF		2,701,780.13	2,701,780.13	
				0.00
FEE9923	**Homeless 2020**	**0.00**		
BBF		927,780.20	927,780.20	
				0.00
FEE9926	**Migrant 2020**	**0.00**		
BBF		4,768,836.47	4,768,836.47	
				0.00
FEE9927	**AR Literacy-2020 (0500)**	**-261,993.20**		
BBF		10,503,803.12	10,765,614.91	
				-261,811.79
FEE9931	**Spec Ed 2020**	**0.00**		
BBF		118,110,029.10	118,110,029.10	
				0.00
FEE9932	**SpEdPre 2020**	**0.00**		
BBF		5,498,053.11	5,498,053.11	
				0.00
FEE9935	**Title I 2020**	**0.00**		
BBF		155,427,947.90	155,427,947.90	
				0.00
FEE9939	**N&D 2020**	**0.00**		
BBF		388,250.96	388,250.96	
				0.00
FEE9999	**Federal Com Adm 04**	**-31,145.28**		
BBF		40,379,256.67	40,380,756.67	
				-1,500.00
FEEARR1	**USDE ARRA STAB PROG (050**	**0.00**		
BBF		349,357,711.51	349,357,711.51	
				0.00
FEEARR2	**Ed Jobs ARRA (0500)**	**0.00**		
BBF		92,489,966.12	92,489,966.12	

Fund / Type	Fund Description / Type Description	Beginning Balance / Debits	Credits	Ending Balance
				0.00
FEEARRA	**USDE ARRA-10 (0500)**	**0.00**		
BBF		306,045,827.83	306,045,827.83	
				0.00
FEECARE	**COVID Emergency Leave-2021**	**0.00**		
BBF		24,827,840.63	24,827,840.63	
				0.00
FEJ0000	**ARRA Educ Jobs (0610)**	**0.00**		
BBF		92,603,729.82	92,603,729.82	
				0.00
FEL0000	**State Library Library Fund Fec**	**0.00**		
BBF		909.25	909.25	
				0.00
FEL0100	**AR St Library-LSTA**	**-74,626.53**		
BBF		20,131,147.74	20,205,774.27	
				-74,626.53
FEL0200	**St Library LSTA 2002 Award**	**0.00**		
BBF		18,028,890.20	18,028,890.20	
				0.00
FEL0300	**LSTA CARES Act State Grants**	**-0.83**		
BBF		272,683.17	272,684.00	
				-0.83
FEL0OLD	**Fel-Old**	**0.00**		
BBF		127,501.41	127,501.41	
				0.00
FEM0100	**VT Fed Eqpt & Trng-Oprs**	**0.00**		
BBF		30,869.04	30,869.04	
				0.00
FEM0OLD	**Fem-Old**	**0.00**		
BBF		1,000.00	1,000.00	
				0.00
FER0000	**Educ Rehabilitative Fed**	**0.00**		
BBF		37,225,202.81	37,225,202.81	
				0.00
FER0100	**Ed Rehab Fed-Constr**	**0.00**		
BBF		3,420,743.79	3,420,743.79	
				0.00
FER0200	**ACTI Wtr Sys Maint Act 206 13**	**0.00**		
BBF		7,981,274.51	7,981,274.51	
				0.00
FER0300	**ACTI Armory Maint Act 206 13**	**0.00**		
BBF		4,848,486.13	4,848,486.13	
				0.00
FER0400	**ACTI Facility Maint Act 206 13**	**0.00**		
BBF		981,627.07	981,627.07	
				0.00
FER0500	**AR Promise Grant (0520)**	**0.00**		
BBF		1,887,478.10	1,887,478.10	
				0.00
FES0000	**CLEST Federal**	**0.00**		

Fund	Fund Description	Beginning Balance		Ending Balance
Type	Type Description	Debits	Credits	
BBF		1,199.24	1,199.24	
				0.00
FES0100	**CLEST Federal**	**0.00**		
BBF		0.34	0.34	
				0.00
FES0300	**Homeland Security K9 (0950)**	**0.00**		
BBF		34,154.00	34,154.00	
				0.00
FES0400	**CLEST-Fed Drug Detection**	**0.00**		
BBF		43,490.56	43,490.56	
				0.00
FES0500	**CLEST Fed HVAC (0950)**	**0.00**		
BBF		242,429.29	242,429.29	
				0.00
FES0600	**Active Shooter TrngEquip (095**	**0.00**		
BBF		19,434.61	19,434.61	
				0.00
FES0OLD	**Fes-Old**	**0.00**		
BBF		54.00	54.00	
				0.00
FEV0000	**Fed Vocational Education**	**0.00**		
BBF		20,325.06	20,325.06	
				0.00
FEV0100	**Fed Vocational Ed-Oprs**	**-150,864.87**		
BBF		268,257,481.65	268,332,198.41	
				-74,716.76
FEV0200	**Fed Vo Ed-Child Care Grnt**	**0.00**		
BBF		3,309.37	3,309.37	
				0.00
FEV0300	**Fed Voc Ed-Carrer Educ**	**0.00**		
BBF		156,873.77	156,873.77	
				0.00
FEV0400	**Fed Voc Ed-Sch to Work**	**0.00**		
BBF		7,232,554.95	7,232,554.95	
				0.00
FEV0500	**TANF Ark Works Pilot (0590)**	**0.00**		
BBF		14,619,539.29	14,619,539.29	
				0.00
FEV0600	**TANF Grant DWS/JAG (0590)**	**0.00**		
BBF		169,689.56	169,689.56	
				0.00
FEV0700	**WorkCollegeAccessChallenge**	**0.00**		
BBF		3,672,747.87	3,672,747.87	
				0.00
FEV0800	**WIA Incentive Grant (0590)**	**0.00**		
BBF		984,140.24	984,140.24	
				0.00
FEV0900	**TANF from DWS for JAG ACT2**	**-31,610.50**		
BBF		1,539,117.91	1,570,728.41	
				-31,610.50

Fund / Type	Fund Description / Type Description	Beginning Balance / Debits	Credits	Ending Balance
FEV0OLD	**Fev-Old**	**0.00**		
BBF		354,811.68	354,811.68	
				0.00
FEV1400	**Fed Voc Ed-GDWTF 01**	**0.00**		
BBF		1,094,330.69	1,094,330.69	
				0.00
FEV2400	**Fed Voc Ed-GDWTF 02**	**0.00**		
BBF		2,292,000.97	2,292,000.97	
				0.00
FEW0000	**Fed Vet Approving Agency**	**0.00**		
BBF		171.44	171.44	
				0.00
FEW0100	**Fed Vet Apprv Ag-Vet Approv**	**0.00**		
BBF		5,223,188.75	5,223,188.75	
				0.00
FEW0101	**Fed Vet Approving**	**-542,986.18**		
BBF		841,150.76	1,384,136.94	
				-542,986.18
FEW0OLD	**Few-Old**	**0.00**		
BBF		3,180.49	3,180.49	
				0.00
FFA0000	**DFA Director Federal**	**0.00**		
BBF		12,628.87	12,628.87	
				0.00
FFA3550	**L/P Exotic Newcastle (0355)**	**0.00**		
BBF		34,340.61	34,340.61	
				0.00
FFA3551	**Alpc Natl Animal Id Sys (0355)**	**0.00**		
BBF		723,650.00	723,650.00	
				0.00
FFA3552	**ARAgriDeptL/PEmergAnimalD**	**0.00**		
BBF		105,000.00	105,000.00	
				0.00
FFA3553	**Alpc-Johnes (0355)**	**0.00**		
BBF		106,291.04	106,291.04	
				0.00
FFA3554	**AR Agri L/P NPIP/LPAI**	**0.00**		
BBF		495,170.89	495,170.89	
				0.00
FFA3555	**Low Path Avian Flu (0355)**	**0.00**		
BBF		111,684.68	111,684.68	
				0.00
FFA3561	**AR Agri Dept L/P National Anir**	**-278,300.87**		
BBF		2,547,109.59	2,825,410.46	
				-278,300.87
FFA3562	**AR Agri Dept L/P Emerg Anima**	**0.00**		
BBF		149,980.57	149,980.57	
				0.00
FFA3563	**AR Agri L/P Johnes Disease Ti**	**0.00**		
BBF		53,024.00	53,024.00	

Fund / Type	Fund Description / Type Description	Beginning Balance / Debits	Credits	Ending Balance
				0.00
FFA3564	**AR Agri L/P NPIP/LPAI**	**-187,022.31**		
BBF		4,902,810.96	5,089,833.27	
				-187,022.31
FFA3565	**Low Path Avian Influenza § 19·**	**0.00**		
BBF		439,953.22	439,953.22	
				0.00
FFA3566	**Cattle Health (0400)**	**0.00**		
BBF		90,875.00	90,875.00	
				0.00
FFA3567	**Equine, Cervid & Small Remna**	**0.00**		
BBF		10,000.00	10,000.00	
				0.00
FFA3568	**Swine Program (0400)**	**0.00**		
BBF		82,013.66	82,013.66	
				0.00
FFA3569	**Zoonotic Disease (0400)**	**0.00**		
BBF		10,000.00	10,000.00	
				0.00
FFA9900	**US Dept Agri Econ Asst Tefap**	**0.00**		
BBF		825,531.00	825,531.00	
				0.00
FFA9901	**DFA US Dept Agri Econ Assts**	**-178,763.36**		
BBF		5,366,705.26	5,545,468.62	
				-178,763.36
FFACARE	**Dept of Agriculture CARES Ac**	**0.00**		
BBF		10,503,459.55	10,503,459.55	
				0.00
FFB0000	**DFA Federal Grants**	**0.00**		
BBF		374.78	374.78	
				0.00
FFB0101	**DFA FED GRANT 252 ADMIN**	**0.00**		
BBF		325,000.00	325,000.00	
				0.00
FFB0199	**DFA FED GRANT 252 PAYMEN**	**0.00**		
BBF		3,863,505.35	3,863,505.35	
				0.00
FFB01LB	**Grants 2001 Llebg (0610)**	**0.00**		
BBF		27,803.71	27,803.71	
				0.00
FFB01RT	**2001 RSAT FED GRANT PAYM**	**0.00**		
BBF		389,557.51	389,557.51	
				0.00
FFB0202	**2002 Dlep Admin Grant(0610)**	**0.00**		
BBF		579,724.93	579,724.93	
				0.00
FFB0299	**2002 DLEP FED GRANT PAYM**	**0.00**		
BBF		4,895,476.57	4,895,476.57	
				0.00
FFB02LB	**2002 LLEBG FED GRANT PAY**	**0.00**		

Fund / Type	Fund Description / Type Description	Beginning Balance / Debits		Credits	Ending Balance
BBF		386,467.58		386,467.58	
					0.00
FFB02RT	**2002 RSAT FED GRANT PAYM**		**0.00**		
BBF		749,140.00		749,140.00	
					0.00
FFB0OLD	**Ffb-Old**		**0.00**		
BBF		93,476.96		93,476.96	
					0.00
FFB2020	**DFA Grants-2000 DLEP Admin**		**0.00**		
BBF		1,824,176.24		1,824,176.24	
					0.00
FFB20RT	**DFA-2000 RSAT**		**0.00**		
BBF		350,996.87		350,996.87	
					0.00
FFB20Y2	**DFA-2000 DLEP Fed**		**0.00**		
BBF		450,000.00		450,000.00	
					0.00
FFB9599	**DFA-DLEP FY95 Admin**		**0.00**		
BBF		300,000.00		300,000.00	
					0.00
FFB9600	**DFA-Drug FY96 Fed**		**0.00**		
BBF		865.16		865.16	
					0.00
FFB9699	**DFA-DLEP FY96 Admin**		**0.00**		
BBF		977.25		977.25	
					0.00
FFB96CV	**DFA-1RQ Viol Offndr**		**0.00**		
BBF		8,607,427.00		8,607,427.00	
					0.00
FFB98RT	**DFA-FY98 RSAT**		**0.00**		
BBF		259,527.86		259,527.86	
					0.00
FFB9999	**DFA-DLEP FY99 Admin**		**0.00**		
BBF		169,114.60		169,114.60	
					0.00
FFB99LB	**DFA-FY99 LLEBG**		**0.00**		
BBF		3,997.43		3,997.43	
					0.00
FFB99RT	**DFA-FY99 RSAT**		**0.00**		
BBF		187,587.00		187,587.00	
					0.00
FFB99XX	**DFA-FY99 DLEP Fed Grants**		**0.00**		
BBF		5,845.53		5,845.53	
					0.00
FFBCL00	**Paul Coverdell Nfsg (0610)**		**0.00**		
BBF		30,558.00		30,558.00	
					0.00
FFBLB20	**DFA-FY00 LLEBG**		**0.00**		
BBF		390,864.00		390,864.00	
					0.00

Fund	Fund Description	Beginning Balance		Ending Balance
Type	Type Description	Debits	Credits	
FFBLB98	**DFA Federal Grants**	**0.00**		
BBF		1,211.20	1,211.20	
				0.00
FFC0000	**ABC Enforcement Federal**	**0.00**		
BBF		3,101,282.00	3,101,282.00	
				0.00
FFC0001		**0.00**		
BBF		11,853.75	11,853.75	
				0.00
FFC0100	**Federal Enforcement Expense**	**-3,897.16**		
BBF		0.00	3,897.16	
				-3,897.16
FFC0300	**Enf Underage Drnkg Laws-199**	**0.00**		
BBF		19,996.10	19,996.10	
				0.00
FFC0400	**Enf Underage Drnkg Laws-200**	**0.00**		
BBF		182,291.93	182,291.93	
				0.00
FFC0OLD	**Ffc-Old**	**0.00**		
BBF		21,430.20	21,430.20	
				0.00
FFC2100	**2001 Abc Underage Drinking(0**	**0.00**		
BBF		348,011.82	348,011.82	
				0.00
FFR0000	**Revenue Stabilization Relief-0**	**0.00**		
BBF		22,727,383.55	22,727,383.55	
				0.00
FHA0000	**Dept of Educ-Spec Project-Fec**	**0.00**		
BBF		58.92	58.92	
				0.00
FHA0OLD	**Fha-Old**	**0.00**		
BBF		7,593.23	7,593.23	
				0.00
FHA1001	**Federal Indirect Cost**	**-3,799,903.22**		
BBF		13,415,317.60	17,307,515.68	
				-3,892,198.08
FHA1400	**ADE-Special Ed Project**	**0.00**		
BBF		906,908.10	906,908.10	
				0.00
FHB0000	**Dept Of Educ-Food Srv-Fed-(5**	**0.00**		
BBF		149.82	149.82	
				0.00
FHB0OLD	**Fhb-Old**	**0.00**		
BBF		134,530.26	134,530.26	
				0.00
FHB1321	**ChildNutritionAdmin201319-5-**	**0.00**		
BBF		1,652,189.27	1,652,189.27	
				0.00
FHB1324	**CN Section 201-2013 (0500)**	**0.00**		
BBF		675,497.45	675,497.45	

Fund / Type	Fund Description / Type Description	Beginning Balance / Debits		Credits	Ending Balance
					0.00
FHB1325	ChildNutritionFFVP201319-5-1		0.00		
BBF		2,146,904.66		2,146,904.66	
					0.00
FHB1326	Child Nutrition Dir (0500)		0.00		
BBF		943,643.68		943,643.68	
					0.00
FHB1327	CN DirCert Perf 2014 (0500)		0.00		
BBF		284,484.48		284,484.48	
					0.00
FHB1340	ChildNutritionMeals201319-5-1		0.00		
BBF		168,217,640.31		168,217,640.31	
					0.00
FHB1421	Child Nutr State Adm Exp 201		0.00		
BBF		1,691,929.27		1,691,929.27	
					0.00
FHB1425	Child Nutrition FFVP 2014		0.00		
BBF		2,478,100.13		2,478,100.13	
					0.00
FHB1440	Child Nutrition Meals 2014		0.00		
BBF		172,360,135.61		172,360,135.61	
					0.00
FHB1506	CN Equipment-2015 (0500)		0.00		
BBF		295,064.35		295,064.35	
					0.00
FHB1521	Cn St Admin Exp-2015 CFDA 1		0.00		
BBF		1,791,899.64		1,791,899.64	
					0.00
FHB1525	CN FFVP 2015 CFDA 10.582 20		0.00		
BBF		2,431,090.88		2,431,090.88	
					0.00
FHB1540	CN Meals CFDA 10.555 2015		0.00		
BBF		177,334,074.92		177,334,074.92	
					0.00
FHB1606	CN EQUIP - 2016 (0500)		0.00		
BBF		349,937.00		349,937.00	
					0.00
FHB1621	CN SAE 2016 (0500)		0.00		
BBF		1,837,497.44		1,837,497.44	
					0.00
FHB1625	CN FFVP 2016 (0500)		0.00		
BBF		2,478,889.79		2,478,889.79	
					0.00
FHB1640	CN Meals 2016 (0500)		0.00		
BBF		186,023,849.94		186,023,849.94	
					0.00
FHB1706	CN Equipment-2017 (0500)		0.00		
BBF		288,936.00		288,936.00	
					0.00
FHB1721	CN SAE 2017 (0500)		0.00		

Fund / Type	Fund Description / Type Description	Beginning Balance / Debits		Credits	Ending Balance
BBF		1,989,723.18		1,989,723.18	
					0.00
FHB1725	**CN FFVP 2017 (0500)**		**0.00**		
BBF		2,503,991.86		2,503,991.86	
					0.00
FHB1740	**CN Meals 2017 (0500)**		**0.00**		
BBF		187,434,761.72		187,434,761.72	
					0.00
FHB1806	**CN Equipment-2018 (0500)**		**0.00**		
BBF		344,588.00		344,588.00	
					0.00
FHB1821	**CN SAE 2018 (0500)**		**0.00**		
BBF		1,992,077.19		1,992,077.19	
					0.00
FHB1825	**CN FFVP 2018 (0500)**		**0.00**		
BBF		2,505,185.18		2,505,185.18	
					0.00
FHB1840	**CN Meals 2018 (0500)**		**0.00**		
BBF		189,393,142.26		189,393,142.26	
					0.00
FHB1906	**CN Equipment-2019 (0500)**		**0.00**		
BBF		347,324.00		347,324.00	
					0.00
FHB1921	**CN SAE 2019 (0500)**		**0.00**		
BBF		1,932,217.60		1,932,217.60	
					0.00
FHB1925	**CN FFVP 2019 (0500)**		**0.00**		
BBF		2,420,791.48		2,420,791.48	
					0.00
FHB1940	**CN Meals 2019 (0500)**		**0.00**		
BBF		196,799,876.89		196,799,876.89	
					0.00
FHB2006	**CN Equip 2020 (0500)**		**0.00**		
BBF		339,390.00		339,390.00	
					0.00
FHB2013	**CN Meals 2020**		**0.00**		
BBF		170,269,636.79		170,269,636.79	
					0.00
FHB2014	**CN SAE 2020**		**0.00**		
BBF		1,810,628.77		1,810,628.77	
					0.00
FHB2019	**CN FFVP 2020**		**0.00**		
BBF		2,297,630.64		2,297,630.64	
					0.00
FHB2020	**ADE CN Meals 2000**		**0.00**		
BBF		444,733.41		444,733.41	
					0.00
FHB2021	**2010 Nutrition SAE CFDA 10.5**		**0.00**		
BBF		1,379,420.10		1,379,420.10	
					0.00

Fund / Type	Fund Description / Type Description	Beginning Balance / Debits	Credits	Ending Balance
FHB2023	**CN Lunch Equipment (0500)**	**0.00**		
BBF		312,724.20	312,724.20	
				0.00
FHB2024	**NSLP FY13 EquipAssistGr (05**	**0.00**		
BBF		427,817.00	427,817.00	
				0.00
FHB2025	**2010 Nutrition FFVP CFDA 10.**	**0.00**		
BBF		989,676.23	989,676.23	
				0.00
FHB203Z	**Federal School Food Holding**	**0.00**		
BBF		6,605,669.18	6,605,669.18	
				0.00
FHB2040	**2010 Nutrition Meals CFDA 10.**	**0.00**		
BBF		150,113,179.19	150,113,179.19	
				0.00
FHB2050	**ADE CN Team Nutrition 2000**	**0.00**		
BBF		3,132.57	3,132.57	
				0.00
FHB2092	**CARES fo Child Nutrition (050**	**0.00**		
BBF		36,076,515.00	36,076,515.00	
				0.00
FHB2106	**CN EQUIP 2021**	**0.00**		
BBF		296,246.20	296,246.20	
				0.00
FHB2111	**ADE CN SAE 2001**	**0.00**		
BBF		362,656.61	362,656.61	
				0.00
FHB2112	**ADE CN Meals 2001**	**0.00**		
BBF		16,731,727.28	16,731,727.28	
				0.00
FHB2113	**Child Nutrition Meals - 2021**	**0.00**		
BBF		244,473,032.31	244,473,032.31	
				0.00
FHB2114	**CN State Admin Expense - 202**	**0.00**		
BBF		2,019,447.20	2,019,447.20	
				0.00
FHB2118	**ADE CN Other 2001**	**0.00**		
BBF		578.59	578.59	
				0.00
FHB2119	**CN FFVP - 2021**	**0.00**		
BBF		2,590,147.54	2,590,147.54	
				0.00
FHB2121	**CN SAE 2011**	**0.00**		
BBF		1,456,109.65	1,456,109.65	
				0.00
FHB2125	**CN FFVP 2011**	**0.00**		
BBF		1,660,806.10	1,660,806.10	
				0.00
FHB2140	**CN Meals 2011**	**0.00**		
BBF		157,128,970.71	157,128,970.71	

Fund Type	Fund Description / Type Description	Beginning Balance / Debits	Credits	Ending Balance
				0.00
FHB2213	**CN Meals 2022**	**0.00**		
BBF		247,585,899.14	247,585,899.14	
				0.00
FHB2214	**CN SAE 2022**	**-66,658.12**		
BBF		645,538.45	687,046.74	
				-41,508.29
FHB2216	**CN Emerg Operation Costs- 2(**	**0.00**		
BBF		10,991,293.37	10,991,293.37	
				0.00
FHB2217	**CN Supply Chain Asst -2022**	**0.00**		
BBF		10,758,546.95	10,758,546.95	
				0.00
FHB2219	**CN FFVP 2022**	**-3,353.80**		
BBF		1,914,021.53	1,916,404.87	
				-2,383.34
FHB2221	**ADE CN SAE 2002**	**0.00**		
BBF		2,501,447.57	2,501,447.57	
				0.00
FHB2222	**ADE CN Meals 2002**	**0.00**		
BBF		88,400,830.76	88,400,830.76	
				0.00
FHB2224	**CN Section 201-2012 (0500)**	**0.00**		
BBF		620,945.63	620,945.63	
				0.00
FHB2225	**ADE CN Team Nutrition 2002**	**0.00**		
BBF		2,162,323.64	2,162,323.64	
				0.00
FHB2240	**Child Nutrition 2012 §19-5-104**	**0.00**		
BBF		157,099,238.42	157,099,238.42	
				0.00
FHB2321	**ADE Child Nutrition SAE-2003**	**0.00**		
BBF		840,132.29	840,132.29	
				0.00
FHB2333	**ADE Child Nutrition Meals-200**	**0.00**		
BBF		90,991,690.99	90,991,690.99	
				0.00
FHB2421	**Child Nutrition SAE 04**	**0.00**		
BBF		941,707.61	941,707.61	
				0.00
FHB2440	**Child Nutrition Meals 04**	**0.00**		
BBF		96,655,933.94	96,655,933.94	
				0.00
FHB2521	**ADE Child Nut. SAE-05**	**0.00**		
BBF		964,068.00	964,068.00	
				0.00
FHB2540	**ADE Child Nut. Meals-05**	**0.00**		
BBF		107,699,831.27	107,699,831.27	
				0.00
FHB2621	**Child Nutrition SAE-2006**	**0.00**		

Fund	Fund Description	Beginning Balance			Ending Balance
Type	Type Description	Debits		Credits	
BBF		1,017,449.18		1,017,449.18	
					0.00
FHB2640	**Child Nutrition Meals-2006**		**0.00**		
BBF		116,909,807.68		116,909,807.68	
					0.00
FHB2721	**CHILD NUTRITION SAE 2007 (**		**0.00**		
BBF		909,469.17		909,469.17	
					0.00
FHB2725	**CHILD NUTR TEAM 2007 (050(**		**0.00**		
BBF		38,886.11		38,886.11	
					0.00
FHB2740	**CHILD NUTR MEALS 2007 (05(**		**0.00**		
BBF		123,427,137.58		123,427,137.58	
					0.00
FHB2821	**Child Nutrition SAE 2008 § 19-**		**0.00**		
BBF		1,208,229.75		1,208,229.75	
					0.00
FHB2825	**CN FFVP 2008 (0500)**		**0.00**		
BBF		180,811.91		180,811.91	
					0.00
FHB2840	**Child Nutrition Meals 2008 § 1!**		**0.00**		
BBF		132,557,440.78		132,557,440.78	
					0.00
FHB2921	**Child Nutrition SAE 2009**		**0.00**		
BBF		1,360,912.43		1,360,912.43	
					0.00
FHB2924	**CN Nutrition TNT (0500)**		**0.00**		
BBF		226,517.12		226,517.12	
					0.00
FHB2925	**CN FFVP 2009 (0500)**		**0.00**		
BBF		669,902.97		669,902.97	
					0.00
FHB2940	**Child Nutrition Meals 2009**		**0.00**		
BBF		140,728,222.50		140,728,222.50	
					0.00
FHB9905	**ADE CN Team Nutrition 1999**		**0.00**		
BBF		40,502.20		40,502.20	
					0.00
FHBARRA	**CN ARRA SLE-10 (0500)**		**0.00**		
BBF		1,250,110.20		1,250,110.20	
					0.00
FHBZZZZ	**Child Nutrition Oper (0500)**		**-3,280.97**		
BBF		126,522.19		131,537.17	
					-5,014.98
FHC0100	**Educational TV-Federal**		**0.00**		
BBF		2,378,675.95		2,378,675.95	
					0.00
FHC0200	**Ed TV-Digital Stlte**		**0.00**		
BBF		1,023,942.59		1,023,942.59	
					0.00

Fund / Type	Fund Description / Type Description	Beginning Balance / Debits		Credits	Ending Balance
FHC0400	**AETN InfrastructMaintAct 257**		**0.00**		
BBF		64,509.11		64,509.11	
					0.00
FHC0500	**ETV-Fed-Network Maint**		**0.00**		
BBF		71,321.90		71,321.90	
					0.00
FHC0OLD	**FHC-Old**		**0.00**		
BBF		31.32		31.32	
					0.00
FHCCAR1	**Rise&Shine Learning Loss CA**		**-4,869.60**		
BBF		1,099,550.66		1,104,420.26	
					-4,869.60
FHCCARE	**CARES Broadcast Expansion**		**-463,859.86**		
BBF		5,980,652.91		6,444,512.77	
					-463,859.86
FHD0000	**ADH Federal Grants**		**0.00**		
BBF		12,455,447.73		12,455,447.73	
					0.00
FHD0100	**ADH-Fed Oper Ln**		**0.00**		
BBF		328,728.61		328,728.61	
					0.00
FHD0200	**ADH Fed Operations CSDP 03**		**0.00**		
BBF		601,806.14		601,806.14	
					0.00
FHD0204	**ADH Breast Care 04**		**0.00**		
BBF		11,653,080.64		11,653,080.64	
					0.00
FHD0205	**ADH Cancer-MISC Reimb**		**0.00**		
BBF		2,500.00		2,500.00	
					0.00
FHD0300	**ADH Federal Grants**		**0.00**		
BBF		22,762.65		22,762.65	
					0.00
FHD0303	**ADH Office Of Primary Care-06**		**0.00**		
BBF		1,869.57		1,869.57	
					0.00
FHD0304	**ADH Primary Care FY04**		**0.00**		
BBF		242,917.02		242,917.02	
					0.00
FHD0400	**ADH Fed PRV 02**		**0.00**		
BBF		1,031,771.08		1,031,771.08	
					0.00
FHD0403	**ADH PRV Grant 03**		**0.00**		
BBF		4,601,931.50		4,601,931.50	
					0.00
FHD0500	**ADH Fed Sanitary 02**		**0.00**		
BBF		71,803.42		71,803.42	
					0.00
FHD0504	**ADH Stroke Belt Consortium 0**		**0.00**		
BBF		1,725.00		1,725.00	

Fund / Type	Fund Description / Type Description	Beginning Balance / Debits		Credits	Ending Balance
					0.00
FHD0600	**ADH Fed Water 02**		0.00		
BBF		891,885.49		891,885.49	
					0.00
FHD0700	**ADH BIO 02**		0.00		
BBF		38,647,409.57		38,647,409.57	
					0.00
FHD0800	**ADH CAC 02**		0.00		
BBF		9,768.20		9,768.20	
					0.00
FHD0900	**ADH HIB 02**		0.00		
BBF		142,394.40		142,394.40	
					0.00
FHD0OLD	**Fhd-Old**		0.00		
BBF		3,193,625.27		3,193,625.27	
					0.00
FHD1000	**ADH WIC Grant 03**		0.00		
BBF		2,989,493.03		2,989,493.03	
					0.00
FHD1100	**ADH SBD 01**		0.00		
BBF		1,225,061.33		1,225,061.33	
					0.00
FHD1200	**ADH WIC Administration 01**		0.00		
BBF		149,929,054.10		149,929,054.10	
					0.00
FHD1204	**ADH WIC Loving Support**		0.00		
BBF		74,108.00		74,108.00	
					0.00
FHD1205	**ADH Breast Feeding Peer Csl-**		0.00		
BBF		278,893.80		278,893.80	
					0.00
FHD1300	**ADH STD 03**		0.00		
BBF		3,109,753.55		3,109,753.55	
					0.00
FHD1400	**ADH IMM 02**		0.00		
BBF		1,264,871.87		1,264,871.87	
					0.00
FHD1403	**ADH IMM Grant 03**		0.00		
BBF		5,278,727.03		5,278,727.03	
					0.00
FHD1500	**ADH FMP 03 Grant**		0.00		
BBF		8,342,983.36		8,342,983.36	
					0.00
FHD1600	**ADH FMP 03 Reimbursement**		0.00		
BBF		224,704,446.01		224,704,446.01	
					0.00
FHD1700	**ADH PHS 02 Block**		0.00		
BBF		1,134,535.14		1,134,535.14	
					0.00
FHD1800	**ADH PHS 02 RC**		0.00		

Fund	Fund Description	Beginning Balance			Ending Balance
Type	Type Description	Debits		Credits	
BBF		69,000.00		69,000.00	
					0.00
FHD1900	**ADH SRF 97**		**0.00**		
BBF		24,937,949.82		24,937,949.82	
					0.00
FHD2000	**ADH FDA 99**		**0.00**		
BBF		12,434.40		12,434.40	
					0.00
FHD2003	**ADH State Revolving Fund 00**		**0.00**		
BBF		994,878.00		994,878.00	
					0.00
FHD2100	**ADH SRF 98**		**0.00**		
BBF		11,728,641.02		11,728,641.02	
					0.00
FHD2103	**ADH State Revolving Fund 01**		**0.00**		
BBF		3,395,655.97		3,395,655.97	
					0.00
FHD2105	**ADH State Revolving Fund 02**		**0.00**		
BBF		1,671,946.15		1,671,946.15	
					0.00
FHD2107	**ADH State Revolving Fund 03**		**0.00**		
BBF		2,726,807.81		2,726,807.81	
					0.00
FHD2204	**ADH CISS Grant**		**0.00**		
BBF		130,448.62		130,448.62	
					0.00
FHD2300	**ADH MCH 02 Block**		**0.00**		
BBF		5,417,596.78		5,417,596.78	
					0.00
FHD2400	**ADH CLI 02**		**0.00**		
BBF		58,411.62		58,411.62	
					0.00
FHD2500	**ADH PRAMS 03**		**0.00**		
BBF		33,534.11		33,534.11	
					0.00
FHD2504	**ADH Prams04 (0645)**		**0.00**		
BBF		335,964.75		335,964.75	
					0.00
FHD2600	**ADH MOE 00**		**0.00**		
BBF		307,029.10		307,029.10	
					0.00
FHD2700	**ADH POD 01**		**0.00**		
BBF		507,767.18		507,767.18	
					0.00
FHD2800	**ADH PRV 01**		**0.00**		
BBF		2,752,774.16		2,752,774.16	
					0.00
FHD2900	**ADH ORH 02**		**0.00**		
BBF		548,460.77		548,460.77	
					0.00

Fund / Type	Fund Description / Type Description	Beginning Balance / Debits		Credits	Ending Balance
FHD3000	**ADH PHS Block Grant 03**		**0.00**		
BBF		3,707,113.84		3,707,113.84	
					0.00
FHD3100	**ADH PHS 03 RC**		**0.00**		
BBF		291,956.82		291,956.82	
					0.00
FHD3200	**ADH POD 00**		**0.00**		
BBF		320,600.28		320,600.28	
					0.00
FHD3300	**ADH MCH Block Grant**		**0.00**		
BBF		18,140,474.26		18,140,474.26	
					0.00
FHD3400	**ADH MCH Reimbursement**		**0.00**		
BBF		10,918,952.76		10,918,952.76	
					0.00
FHD3500	**ADH CSG 01**		**0.00**		
BBF		3,995,315.33		3,995,315.33	
					0.00
FHD3600	**ADH SDI 02**		**0.00**		
BBF		11,436.61		11,436.61	
					0.00
FHD3700	**ADH MOE 01**		**0.00**		
BBF		1,920,297.17		1,920,297.17	
					0.00
FHD3800	**ADH CIB 03**		**0.00**		
BBF		259,358.66		259,358.66	
					0.00
FHD3900	**ADH ACC 01**		**0.00**		
BBF		212,505.91		212,505.91	
					0.00
FHD4000	**ADH WHP 02**		**0.00**		
BBF		45,820.38		45,820.38	
					0.00
FHD4100	**ADH TPC 01**		**0.00**		
BBF		1,602,048.80		1,602,048.80	
					0.00
FHD4200	**ADH SRV 03**		**0.00**		
BBF		1,213,535.21		1,213,535.21	
					0.00
FHD4300	**ADH Federal Grants**		**0.00**		
BBF		5,536.58		5,536.58	
					0.00
FHD4400	**ADH HUD 87**		**0.00**		
BBF		224.11		224.11	
					0.00
FHD4500	**ADH CPSC 87**		**0.00**		
BBF		14,488.42		14,488.42	
					0.00
FHD4600	**ADH CLI Grant 03**		**0.00**		
BBF		1,442,247.84		1,442,247.84	

Fund / Type	Fund Description / Type Description	Beginning Balance / Debits		Credits	Ending Balance
					0.00
FHD4700	**ADH TBI 00**		0.00		
BBF		600,137.00		600,137.00	
					0.00
FHD4800	**ADH MSMN 02**		0.00		
BBF		35,188.27		35,188.27	
					0.00
FHD4900	**ADH IMM Reimbursement**		0.00		
BBF		12,268,201.19		12,268,201.19	
					0.00
FHD5000	**ADH PHS 01 Block**		0.00		
BBF		443,105.58		443,105.58	
					0.00
FHD5100	**ADH PHS 01 Rape Crisis**		0.00		
BBF		304,725.68		304,725.68	
					0.00
FHD5200	**ADH RHF 02**		0.00		
BBF		158,200.32		158,200.32	
					0.00
FHD5300	**ADH ACC 03**		0.00		
BBF		41,180.65		41,180.65	
					0.00
FHD5400	**ADH ORH 01**		0.00		
BBF		3,017.68		3,017.68	
					0.00
FHD5500	**ADH RHF 01**		0.00		
BBF		338,836.85		338,836.85	
					0.00
FHD5600	**ADH SDI 03**		0.00		
BBF		374,182.74		374,182.74	
					0.00
FHD5700	**ADH WHP 03**		0.00		
BBF		406,454.96		406,454.96	
					0.00
FHD5800	**ADH FMP 02**		0.00		
BBF		1,013,812.71		1,013,812.71	
					0.00
FHD5803	**ADH Family Planning Grant 20**		0.00		
BBF		8,736,454.08		8,736,454.08	
					0.00
FHD5900	**ADH FM-00**		0.00		
BBF		8,097,166.31		8,097,166.31	
					0.00
FHD5903	**ADH Family Plann Reimburse-**		0.00		
BBF		42,635,599.64		42,635,599.64	
					0.00
FHD6000	**ADH CSH 98**		0.00		
BBF		190,945.60		190,945.60	
					0.00
FHD6100	**ADH MCH 01 Block**		0.00		

Fund	Fund Description	Beginning Balance			Ending Balance
Type	Type Description	Debits		Credits	
BBF		8,925,800.27		8,925,800.27	
					0.00
FHD6200	**ADH CSDP 02**		0.00		
BBF		232,093.82		232,093.82	
					0.00
FHD6300	**ADH CSG 00**		0.00		
BBF		4,551,645.50		4,551,645.50	
					0.00
FHD6303	**ADH Ryan White Title II Grant**		0.00		
BBF		18,903,518.58		18,903,518.58	
					0.00
FHD6400	**ADH SBD 00**		0.00		
BBF		124,127.91		124,127.91	
					0.00
FHD6500	**ADH BIO 01**		0.00		
BBF		1,106,371.68		1,106,371.68	
					0.00
FHD6600	**ADH BRF 02**		0.00		
BBF		103,007.90		103,007.90	
					0.00
FHD6800	**ADH MSC 01**		0.00		
BBF		430,938.72		430,938.72	
					0.00
FHD6900	**ADH FDA 03**		0.00		
BBF		407,111.11		407,111.11	
					0.00
FHD7000	**ADH EPSDT Reimbursement**		0.00		
BBF		194,406.27		194,406.27	
					0.00
FHD7100	**ADH Core Injury Prevention 03**		0.00		
BBF		265,126.92		265,126.92	
					0.00
FHD7200	**ADH STD 02**		0.00		
BBF		553,289.47		553,289.47	
					0.00
FHD7203	**ADH STD Grant 03**		0.00		
BBF		3,180,604.77		3,180,604.77	
					0.00
FHD7300	**ADH SRV 02**		0.00		
BBF		34,069.17		34,069.17	
					0.00
FHD7303	**ADH SRV Grant 03**		0.00		
BBF		411,652.12		411,652.12	
					0.00
FHD7400	**ADH PMC 01**		0.00		
BBF		616,219.06		616,219.06	
					0.00
FHD7500	**ADH WIC 02 Administration**		0.00		
BBF		12,723,455.88		12,723,455.88	
					0.00

Fund	Fund Description	Beginning Balance			Ending Balance
Type	Type Description	Debits		Credits	
FHD7600	**ADH NPC 00**		**0.00**		
BBF		2,739.88		2,739.88	
					0.00
FHD7700	**ADH BRF 03**		**0.00**		
BBF		239,627.01		239,627.01	
					0.00
FHD7800	**ADH IMM 01**		**0.00**		
BBF		3,488,336.47		3,488,336.47	
					0.00
FHD8100	**ADH Fed Operations MSMN 03**		**0.00**		
BBF		228,666.46		228,666.46	
					0.00
FHD8200	**ADH Fed HIB Grant 03**		**0.00**		
BBF		4,790,524.54		4,790,524.54	
					0.00
FHD8300	**ADH Fed Operations Water 03**		**0.00**		
BBF		8,468,893.09		8,468,893.09	
					0.00
FHD8400	**PH-Fed Operations WIC02 FO(**		**0.00**		
BBF		413,289.30		413,289.30	
					0.00
FHD8500	**PH-Fed Operations CHA02**		**0.00**		
BBF		24,941.58		24,941.58	
					0.00
FHD8600	**PH-Fed Operations NPC 01**		**0.00**		
BBF		1,430,522.45		1,430,522.45	
					0.00
FHD8700	**PH-Fed Operations FDA 98**		**0.00**		
BBF		11,269.58		11,269.58	
					0.00
FHD8800	**ADH Fed Operations VSC 03**		**0.00**		
BBF		617,076.89		617,076.89	
					0.00
FHD8900	**PH-Fed Oper VSC 02**		**0.00**		
BBF		89,018.00		89,018.00	
					0.00
FHD8903	**ADH VSC Grant 03**		**0.00**		
BBF		1,043,791.32		1,043,791.32	
					0.00
FHD9000	**Health Federal Holding**		**0.00**		
BBF		27,284.60		27,284.60	
					0.00
FHD9100	**PH-Fed Operations STD Reimt**		**0.00**		
BBF		3,225,002.17		3,225,002.17	
					0.00
FHD9200	**ADH Federal Grants**		**0.00**		
BBF		26.07		26.07	
					0.00
FHD9300	**Hlth Fed Oper CIB02**		**0.00**		
BBF		24,396.45		24,396.45	

Fund / Type	Fund Description / Type Description	Beginning Balance / Debits		Credits	Ending Balance
					0.00
FHD9400	PH-Fed Oper MSC 02		0.00		
BBF		114,895.70		114,895.70	
					0.00
FHD9403	ADH National Death Index MS(		0.00		
BBF		902,782.24		902,782.24	
					0.00
FHD9500	PH-Fed Operations TPC 00		0.00		
BBF		39,593.73		39,593.73	
					0.00
FHD9600	PH-Fed Operations BABY 84		0.00		
BBF		58,104.76		58,104.76	
					0.00
FHD9700	PH-Fed Oper Reserve for Distr		0.00		
BBF		279,508,287.07		279,508,287.07	
					0.00
FHD9800	ADH Fed Operations CHA 03		0.00		
BBF		653,231.54		653,231.54	
					0.00
FHD9900	USPH Fed Holding		0.00		
BBF		2,513.61		2,513.61	
					0.00
FHD9904	ADH EBHP for the Elderly		0.00		
BBF		9,237.59		9,237.59	
					0.00
FHDA100	ADH PH Fed Oper COG 03		0.00		
BBF		6,421.93		6,421.93	
					0.00
FHDA200	PH-Fed Operations COG 02		0.00		
BBF		156,262.72		156,262.72	
					0.00
FHDA400	ADH University of MI Subgrant		0.00		
BBF		78,907.46		78,907.46	
					0.00
FHDA700	PH-Fed Operations BAC 99		0.00		
BBF		369.30		369.30	
					0.00
FHDA800	PH-Fed Operations BAC 01		0.00		
BBF		8,050.50		8,050.50	
					0.00
FHDA900	ADH Fed Arc(0645)		0.00		
BBF		43,826.47		43,826.47	
					0.00
FHDA904	ADH Arthritis Grant		0.00		
BBF		896.07		896.07	
					0.00
FHDAR00	Hlth Fed Oper ARC02		0.00		
BBF		37,766.35		37,766.35	
					0.00
FHDB100	PH-Fed Operations BDS 01		0.00		

Fund	Fund Description	Beginning Balance			Ending Balance
Type	Type Description	Debits		Credits	
BBF		13,620.35		13,620.35	
					0.00
FHDB200	**PH-Fed Operations AEP02**		**0.00**		
BBF		660,128.69		660,128.69	
					0.00
FHDB203	**Hlth Mch Abstinence Ed Progr**		**0.00**		
BBF		2,144,512.74		2,144,512.74	
					0.00
FHDB300	**PH-Fed Operations AEP 01**		**0.00**		
BBF		681,433.30		681,433.30	
					0.00
FHDB500	**PH-Fed Operations AEPOO**		**0.00**		
BBF		116,430.48		116,430.48	
					0.00
FHDB700	**ADH Federal Grants**		**0.00**		
BBF		1.35		1.35	
					0.00
FHDB900	**Hlth Fed Biomonitoring 03**		**0.00**		
BBF		214,429.07		214,429.07	
					0.00
FHDBA00	**Hlth Fed Oper BAC02**		**0.00**		
BBF		93,998.73		93,998.73	
					0.00
FHDBA03	**Bac Datamaster&Blood Testin**		**0.00**		
BBF		331,367.25		331,367.25	
					0.00
FHDBH00	**Health-Bioterrorism Hospital F**		**0.00**		
BBF		15,794,757.60		15,794,757.60	
					0.00
FHDBP00	**Hlth Fed Oper BPG02**		**0.00**		
BBF		49,359.46		49,359.46	
					0.00
FHDC100	**PH-Fed Operations CSEPP 02**		**0.00**		
BBF		220,040.22		220,040.22	
					0.00
FHDC200	**Hlth-Fed Csepp 01**		**0.00**		
BBF		1,618,021.81		1,618,021.81	
					0.00
FHDC704	**ADH TBCAL 04**		**0.00**		
BBF		369,488.54		369,488.54	
					0.00
FHDCA00	**ADH PH-Fed Operations CAC**		**0.00**		
BBF		121,559.14		121,559.14	
					0.00
FHDCC00	**Hlth Fed Oper CCC02**		**0.00**		
BBF		38,622.85		38,622.85	
					0.00
FHDCD00	**Ph-Fed Operations Colleague**		**0.00**		
BBF		145,933.10		145,933.10	
					0.00

Fund / Type	Fund Description / Type Description	Beginning Balance / Debits		Credits	Ending Balance
FHDCN00	**PH-Fed Operations MCH Cntrc**		**0.00**		
BBF		23,243.62		23,243.62	
					0.00
FHDCP00	**PH-Fed Operations CIP02**		**0.00**		
BBF		49,525.14		49,525.14	
					0.00
FHDE100	**PH-Fed Operations PEG 01**		**0.00**		
BBF		150,470.89		150,470.89	
					0.00
FHDE200	**ADH Fed Ehdi (0645)**		**0.00**		
BBF		384,902.02		384,902.02	
					0.00
FHDE300	**PH-Fed Oper EHDI 02**		**0.00**		
BBF		22,735.41		22,735.41	
					0.00
FHDE500	**ADH TB Epidemiological Studi**		**0.00**		
BBF		603,410.29		603,410.29	
					0.00
FHDE600	**PH-Fed TBES02**		**0.00**		
BBF		103,787.71		103,787.71	
					0.00
FHDE700	**PH-Fed Operations EMS 01**		**0.00**		
BBF		158,524.73		158,524.73	
					0.00
FHDE800	**Hlth-PH Fed Op EMS 02**		**0.00**		
BBF		102,872.47		102,872.47	
					0.00
FHDE900	**PH-Fed Operations EMS 00**		**0.00**		
BBF		9,751.80		9,751.80	
					0.00
FHDEH00	**PH-Fed Operations EHD 01**		**0.00**		
BBF		1,887.23		1,887.23	
					0.00
FHDF100	**ADH PH Fed Operations RHF (**		**0.00**		
BBF		1,292,417.23		1,292,417.23	
					0.00
FHDF300	**ADH Fed Injury Prevention 03**		**0.00**		
BBF		451,942.07		451,942.07	
					0.00
FHDF600	**PH-Fed Operations FIP02**		**0.00**		
BBF		25,113.24		25,113.24	
					0.00
FHDF900	**ADH Fed Operations Farm 03**		**0.00**		
BBF		145,699.50		145,699.50	
					0.00
FHDFE00	**PH-Fed Operations MCH Fees**		**0.00**		
BBF		45,588.43		45,588.43	
					0.00
FHDFM00	**USPH Serv Fed**		**0.00**		
BBF		11,868.20		11,868.20	

Fund / Type	Fund Description / Type Description	Beginning Balance / Debits		Credits	Ending Balance
					0.00
FHDFP00	ADH Federal Grants		0.00		
BBF		222,277.20		222,277.20	
					0.00
FHDG100	ADH Fed Raed(0645)		0.00		
BBF		1,203,344.52		1,203,344.52	
					0.00
FHDG200	ADH EMA Trauma		0.00		
BBF		95,965.30		95,965.30	
					0.00
FHDG300	ADH Child Oral Care (0645)		0.00		
BBF		217,015.10		217,015.10	
					0.00
FHDG400	ADH Homeland Security		0.00		
BBF		85,478.23		85,478.23	
					0.00
FHDG700	ADH Fed Operations OASIS 03		0.00		
BBF		762,442.01		762,442.01	
					0.00
FHDG800	PH-Fed Operations OASIS02		0.00		
BBF		12,197.77		12,197.77	
					0.00
FHDG900	PH-Fed Operations NEDSS 01		0.00		
BBF		70,000.00		70,000.00	
					0.00
FHDH300	PH-Fed Operations Flu Shot		0.00		
BBF		4,800,189.45		4,800,189.45	
					0.00
FHDH500	PH-Fed Operations HIS 99		0.00		
BBF		144,012.43		144,012.43	
					0.00
FHDH600	PH-Fed Operations MINA 01		0.00		
BBF		4,465.81		4,465.81	
					0.00
FHDHT00	Ph-Fed Operations Hometown		0.00		
BBF		467,006.45		467,006.45	
					0.00
FHDHV00	Ph-Fed Operations Nrs Hm Vis		0.00		
BBF		216,106.73		216,106.73	
					0.00
FHDIC00	Ph-Fed Operations Indirect Co		0.00		
BBF		134,571,033.39		134,571,033.39	
					0.00
FHDJ100	PH-Fed Operations BCS02		0.00		
BBF		990,401.41		990,401.41	
					0.00
FHDJ200	ADH Fed Operations BCS 03		0.00		
BBF		7,663,901.45		7,663,901.45	
					0.00
FHDJ600	Hlth-Fed Oper Sprans02		0.00		

Fund / Type	Fund Description / Type Description	Beginning Balance / Debits		Credits	Ending Balance
BBF		542,933.72		542,933.72	
					0.00
FHDJ800	**Hlth Fed Sprans 03(0645)**		**0.00**		
BBF		747,509.03		747,509.03	
					0.00
FHDJ804	**ADH SPRANS 04**		**0.00**		
BBF		725,644.30		725,644.30	
					0.00
FHDK300	**PH-Fed Operations PHC 01**		**0.00**		
BBF		14.41		14.41	
					0.00
FHDK500	**PH-Fed Operations CSH 01**		**0.00**		
BBF		440,954.13		440,954.13	
					0.00
FHDK800	**Hlth-PH Fed Op StdTrain 03**		**0.00**		
BBF		20,000.00		20,000.00	
					0.00
FHDK804	**ADH STD Training 2004**		**0.00**		
BBF		62,303.22		62,303.22	
					0.00
FHDK900	**Hlth Fed Oper STDTRAIN02**		**0.00**		
BBF		20,000.00		20,000.00	
					0.00
FHDL100	**ADH CDC Food Safety Grant**		**0.00**		
BBF		76,455.30		76,455.30	
					0.00
FHDL200	**PH-Fed Operations PAS 98**		**0.00**		
BBF		180,791.49		180,791.49	
					0.00
FHDL300	**PH-Fed Operations ELC 01**		**0.00**		
BBF		107,273.25		107,273.25	
					0.00
FHDL400	**ADH Cdc Lab Integr-0645**		**0.00**		
BBF		44,849.95		44,849.95	
					0.00
FHDL500	**Hlth-PH Fed Op ELC 02**		**0.00**		
BBF		450,470.97		450,470.97	
					0.00
FHDL503	**ADH Epidemiology & Lab Cap**		**0.00**		
BBF		2,056,543.46		2,056,543.46	
					0.00
FHDL900	**PH-Fed Operations SPG 01**		**0.00**		
BBF		3,525,530.35		3,525,530.35	
					0.00
FHDM100	**PH-Fed Operations MQS 01**		**0.00**		
BBF		48,828.24		48,828.24	
					0.00
FHDM200	**ADH PH-Fed Operations MQS**		**0.00**		
BBF		158,354.95		158,354.95	
					0.00

Fund / Type	Fund Description / Type Description	Beginning Balance / Debits		Credits	Ending Balance
FHDM203	**ADH Mammography Inspectio**		**0.00**		
BBF		384,024.49		384,024.49	
					0.00
FHDM303	**Operator Cert Reimburse 0645**		**0.00**		
BBF		383,372.56		383,372.56	
					0.00
FHDM400	**ADH Federal Grants**		**0.00**		
BBF		1,924.48		1,924.48	
					0.00
FHDM500	**Hlth State Based Diabetes**		**0.00**		
BBF		1,015,343.48		1,015,343.48	
					0.00
FHDM603	**Water Protection Coordn 620**		**0.00**		
BBF		97,578.48		97,578.48	
					0.00
FHDM700	**PH-Fed Operations Social Mrk**		**0.00**		
BBF		0.93		0.93	
					0.00
FHDM704	**ADH TBMALD 04**		**0.00**		
BBF		68,505.67		68,505.67	
					0.00
FHDM900	**PH-Fed Operations ASTHMA 0**		**0.00**		
BBF		7,180.99		7,180.99	
					0.00
FHDN100	**ADH Federal Grants**		**0.00**		
BBF		100.00		100.00	
					0.00
FHDN200	**PH-Fed Operations MSD 00**		**0.00**		
BBF		29,700.00		29,700.00	
					0.00
FHDN300	**ADH Marine Sewage Disposal**		**0.00**		
BBF		380,414.60		380,414.60	
					0.00
FHDN400	**Hlth Fed Moe 02(0645)**		**0.00**		
BBF		586,739.43		586,739.43	
					0.00
FHDN404	**ADH Medicaid Outreach Educ**		**0.00**		
BBF		5,304,946.09		5,304,946.09	
					0.00
FHDN500	**PH-Fed Operations NAS 01**		**0.00**		
BBF		34,442.57		34,442.57	
					0.00
FHDN600	**Universal Newborn Hearing(06**		**0.00**		
BBF		350,633.64		350,633.64	
					0.00
FHDN700	**Hlth Npc 02(0645)**		**0.00**		
BBF		21,636.08		21,636.08	
					0.00
FHDN800	**PH-Fed Operations UNH02**		**0.00**		
BBF		26,965.76		26,965.76	

Fund / Type	Fund Description / Type Description	Beginning Balance / Debits		Credits	Ending Balance
					0.00
FHDN900	PH-Fed Operations WNV 01		0.00		
BBF		209,012.31		209,012.31	
					0.00
FHDP100	Hlth-Fed Hop 02(0645)		0.00		
BBF		627,743.15		627,743.15	
					0.00
FHDP300	PH-Fed Operations HOP 00		0.00		
BBF		2,254,739.76		2,254,739.76	
					0.00
FHDP304	ADH HOPWA Grant 04		0.00		
BBF		2,125,687.22		2,125,687.22	
					0.00
FHDP400	PH-Fed Operations HOP 01		0.00		
BBF		326,871.04		326,871.04	
					0.00
FHDP600	PH-Fed Operations MDS 2001		0.00		
BBF		2,622.39		2,622.39	
					0.00
FHDP700	PH-Fed Operations MDS02		0.00		
BBF		9,710.83		9,710.83	
					0.00
FHDP800	ADH Fed MDS Grant		0.00		
BBF		22,683.40		22,683.40	
					0.00
FHDPC00	Hlth Fed Oper PPC02		0.00		
BBF		12,500.00		12,500.00	
					0.00
FHDPF00	PH-Fed Operations FMP 01 Fe		0.00		
BBF		806,924.50		806,924.50	
					0.00
FHDPF03	ADH Family Planning Fees 20(		0.00		
BBF		1,224,519.98		1,224,519.98	
					0.00
FHDR100	Hlth-PH Fed Op TPC 99		0.00		
BBF		9,905.74		9,905.74	
					0.00
FHDR200	Hlth-PH Fed Op TPC 02		0.00		
BBF		263,136.63		263,136.63	
					0.00
FHDR204	ADH Tob Prev 04 (0645)		0.00		
BBF		4,239,657.09		4,239,657.09	
					0.00
FHDR300	Hlth Fed Orh 03(0645)		0.00		
BBF		22,105.76		22,105.76	
					0.00
FHDR304	ADH Rural Health 04		0.00		
BBF		313,642.74		313,642.74	
					0.00
FHDR400	PH-Fed Operations PRAMS 02		0.00		

Fund	Fund Description	Beginning Balance			Ending Balance
Type	Type Description	Debits		Credits	
BBF		425,398.53		425,398.53	
					0.00
FHDR600	ADH Fed Small Rural Hosp Im		0.00		
BBF		1,279,648.34		1,279,648.34	
					0.00
FHDR700	ADH Federal Grants		0.00		
BBF		72.68		72.68	
					0.00
FHDR900	ADH Fed Rpegs (0645)		0.00		
BBF		1,765,552.81		1,765,552.81	
					0.00
FHDRF00	PH-Fed Operations Refund Ac		0.00		
BBF		62,926.44		62,926.44	
					0.00
FHDRP00	Hlth-PH Fed Op RPEGS 02		0.00		
BBF		296,908.64		296,908.64	
					0.00
FHDRV00	PH-Fed Operations SRF 97		0.00		
BBF		142.11		142.11	
					0.00
FHDT100	PH-Fed Oper TB02		0.00		
BBF		607,188.69		607,188.69	
					0.00
FHDT103	ADH TB Grant 03		0.00		
BBF		1,975,029.29		1,975,029.29	
					0.00
FHDT200	PH-Fed Operations TB 01		0.00		
BBF		1,765,399.21		1,765,399.21	
					0.00
FHDT600	Hlth Sod 03(0645)		0.00		
BBF		129,966.87		129,966.87	
					0.00
FHDT604	ADH Oral Health Prevention		0.00		
BBF		47.59		47.59	
					0.00
FHDT700	PH-Fed Operations TBTC01		0.00		
BBF		326,159.93		326,159.93	
					0.00
FHDT800	PH-Fed Operations TBTC02		0.00		
BBF		72,978.00		72,978.00	
					0.00
FHDT900	Hlth-Fed Oper SOD02		0.00		
BBF		89,633.14		89,633.14	
					0.00
FHDTM03	ADH TB Medicaid Reimbursem		0.00		
BBF		197,239.05		197,239.05	
					0.00
FHDTP00	PH-Fed Operations TEA 2001		0.00		
BBF		69,043.42		69,043.42	
					0.00

Fund / Type	Fund Description / Type Description	Beginning Balance / Debits		Credits	Ending Balance
FHDV100	**PH-Fed Operations CVD 01**		**0.00**		
BBF		678,330.61		678,330.61	
					0.00
FHDV104	**ADH Cardiovascular Grant**		**0.00**		
BBF		2,907,162.59		2,907,162.59	
					0.00
FHDV200	**PH-Fed Operations CVD02**		**0.00**		
BBF		125,840.96		125,840.96	
					0.00
FHDV400	**Hlth-Fed PFRI**		**0.00**		
BBF		94,285.47		94,285.47	
					0.00
FHDV404	**ADH Fire Injury Prev(0645)**		**0.00**		
BBF		519,649.21		519,649.21	
					0.00
FHDV600	**ADH Violence Against Women**		**0.00**		
BBF		50,100.63		50,100.63	
					0.00
FHDV800	**PH-Fed Operations TBI 01**		**0.00**		
BBF		54,375.07		54,375.07	
					0.00
FHDV900	**Hlth-PH Fed Op TBI 02**		**0.00**		
BBF		183,777.22		183,777.22	
					0.00
FHDW200	**PH-Fed Operations SSB 02**		**0.00**		
BBF		538,452.51		538,452.51	
					0.00
FHDW300	**ADH Federal Grants**		**0.00**		
BBF		2,745.70		2,745.70	
					0.00
FHDW400	**Hlth-Ssb 03 (0645)**		**0.00**		
BBF		399,531.01		399,531.01	
					0.00
FHDW500	**PH-Fed Operations SSB 01**		**0.00**		
BBF		101,321.59		101,321.59	
					0.00
FHDW600	**PH-Fed Operations DCS 96**		**0.00**		
BBF		51,028.45		51,028.45	
					0.00
FHDX100	**PH-Fed Operations DOE 00**		**0.00**		
BBF		867,056.09		867,056.09	
					0.00
FHDX200	**ADH Federal Grants**		**0.00**		
BBF		37,909.86		37,909.86	
					0.00
FHDX300	**PH-Fed Operations DCS 01**		**0.00**		
BBF		24,376.00		24,376.00	
					0.00
FHDX303	**Hlth Drug & Alcohol Svc Info S**		**0.00**		
BBF		69,099.25		69,099.25	

Fund	Fund Description	Beginning Balance			Ending Balance
Type	Type Description	Debits		Credits	
					0.00
FHDX400	ADH Federal Grants		0.00		
BBF		9,301.32		9,301.32	
					0.00
FHDX500	Hlth-Adap 02 (0645)		0.00		
BBF		12,271,255.21		12,271,255.21	
					0.00
FHDX504	ADH Sapt 04 (0645)		0.00		
BBF		13,642,407.39		13,642,407.39	
					0.00
FHDX600	ADH Federal Grants		0.00		
BBF		6,453.81		6,453.81	
					0.00
FHDX700	PH-Fed Operations SAPT 00 B		0.00		
BBF		3,411,253.52		3,411,253.52	
					0.00
FHDX900	PH-Fed Operations SAPT 01 B		0.00		
BBF		12,420,541.22		12,420,541.22	
					0.00
FHDY100	PH-Fed Operations DCS 98		0.00		
BBF		66,949.26		66,949.26	
					0.00
FHDY300	ADH Federal Grants		0.00		
BBF		3,828.48		3,828.48	
					0.00
FHDY500	PH-Fed Operations DOE 01		0.00		
BBF		658,083.21		658,083.21	
					0.00
FHDY600	PH-Fed Operations DOE 99		0.00		
BBF		520,053.93		520,053.93	
					0.00
FHDY700	PH-Fed Operations TOS 99		0.00		
BBF		203,956.69		203,956.69	
					0.00
FHDY900	ADH Federal Grants		0.00		
BBF		28,964.08		28,964.08	
					0.00
FHH0000	AR Heritage Federal		0.00		
BBF		2,811.38		2,811.38	
					0.00
FHH0100	DAH Delta Cultural Folklife		0.00		
BBF		1,730.74		1,730.74	
					0.00
FHH0214	DAH AAC Promo of Arts		0.00		
BBF		128,563.43		128,563.43	
					0.00
FHH0218	DAH AAC Fed Program		0.00		
BBF		463,337.29		463,337.29	
					0.00
FHH0219	DAH AAC AIE 2002		0.00		

Fund	Fund Description	Beginning Balance		Ending Balance
Type	Type Description	Debits	Credits	
BBF		63,774.00	63,774.00	
				0.00
FHH0220	**DAH AAC Undsrvd Comm Fed**	**0.00**		
BBF		77,799.51	77,799.51	
				0.00
FHH0221	**DAH AAC Federal Funds 03**	**0.00**		
BBF		617,874.75	617,874.75	
				0.00
FHH0222	**DAH Federal Arts Council 04**	**0.00**		
BBF		506,300.00	506,300.00	
				0.00
FHH0223	**DAH Federal Arts Council 05**	**0.00**		
BBF		535,502.21	535,502.21	
				0.00
FHH0224	**DAH Arts Council Fed Grants (**	**0.00**		
BBF		527,029.82	527,029.82	
				0.00
FHH0225	**Federal Arts Council 07 (0870)**	**0.00**		
BBF		569,040.00	569,040.00	
				0.00
FHH0226	**Arts Council 2008 (0870)**	**0.00**		
BBF		5,893,062.27	5,893,062.27	
				0.00
FHH0401	**DAH-NHC Federal Dev**	**0.00**		
BBF		10,639,726.85	10,639,726.85	
				0.00
FHH0410	**DAH-NHC Fed Dev (0865)**	**-271,283.05**		
BBF		3,385,709.15	4,928,181.94	
				-1,542,472.79
FHH0901	**Federal Grant IMLS (0873)**	**0.00**		
BBF		102,964.68	102,964.68	
				0.00
FHH0OLD	**Fhh-Old**	**0.00**		
BBF		32,662.96	32,662.96	
				0.00
FHH1717	**FY17 AAC STATE PLANNING (**	**0.00**		
BBF		651,700.00	651,700.00	
				0.00
FHH1718	**FY18 AAC PLAN GRANT (0870**	**0.00**		
BBF		637,900.00	637,900.00	
				0.00
FHH1719	**Arts Council-Federal Program**	**0.00**		
BBF		646,380.00	646,380.00	
				0.00
FHH1720	**FY20 AAC Plan Grant**	**-9,946.25**		
BBF		1,082,433.75	1,092,380.00	
				-9,946.25
FHH1721	**DAH Arts Council Fed Prog 08**	**-1,472.41**		
BBF		503,049.59	647,652.86	
				-144,603.27

Fund / Type	Fund Description / Type Description	Beginning Balance / Debits	Credits	Ending Balance
FHH1722	**DAH Arts Council-FedProg-087**	**-389,215.90**		
BBF		681,592.96	925,078.00	
				-243,485.04
FHHARRA	**DAH-ACC ARRA (0870)**	**0.00**		
BBF		302,100.00	302,100.00	
				0.00
FHIE000	**ARRA-HID FEDERAL (0610)**	**0.00**		
BBF		7,909,401.00	7,909,401.00	
				0.00
FHP0000	**AR Historic Presrv-Federal**	**0.00**		
BBF		2,057.32	2,057.32	
				0.00
FHP0OLD	**Fhp-Old**	**0.00**		
BBF		23,448.53	23,448.53	
				0.00
FHP1515	**2015 Federal Grant (0865)**	**0.00**		
BBF		14,829.80	14,829.80	
				0.00
FHP1516	**FY17 SURVEY PLANN GRANT**	**0.00**		
BBF		753,653.00	753,653.00	
				0.00
FHP1518	**FY18 HPP PLAN GRANT (0865**	**0.00**		
BBF		784,565.31	784,565.31	
				0.00
FHP1519	**DAH-Historic Preserv-Fed-Pro**	**0.00**		
BBF		785,166.75	785,166.75	
				0.00
FHP1520	**FY20 HPP Plan Grant**	**0.00**		
BBF		807,762.00	807,762.00	
				0.00
FHP1521	**DAH HistPreserv Fed Prog 086**	**-70,675.95**		
BBF		768,905.80	839,581.75	
				-70,675.95
FHP1522	**FY22 HPP Plan Grant**	**-130,031.94**		
BBF		670,168.06	800,200.00	
				-130,031.94
FHP1818	**Dept of Ark HeritagePrairie D**	**0.00**		
BBF		1,450,873.64	1,450,873.64	
				0.00
FHP2004	**DAH Federal HPP S/P 04**	**0.00**		
BBF		569,790.65	569,790.65	
				0.00
FHP2005	**DAH Historice Preservation 05**	**0.00**		
BBF		586,660.99	586,660.99	
				0.00
FHP2006	**DAH Survey/Planning 06**	**0.00**		
BBF		590,939.00	590,939.00	
				0.00
FHP2007	**DAH HHP Survey/Planning 200**	**0.00**		
BBF		608,607.00	608,607.00	

Fund / Type	Fund Description / Type Description	Beginning Balance / Debits		Credits	Ending Balance
					0.00
FHP2008	Survey/Planning 2008 (0877)		0.00		
BBF		640,991.68		640,991.68	
					0.00
FHP2009	DAH Survey & Planning (0877)		0.00		
BBF		720,958.70		720,958.70	
					0.00
FHP2010	DAH-AHPP FED FUND (0877)		0.00		
BBF		777,302.00		777,302.00	
					0.00
FHP2011	DAH-AHPP Federal (0877)		0.00		
BBF		747,516.20		747,516.20	
					0.00
FHP2012	DAH-AHPP Federal Fund Acco		0.00		
BBF		753,650.00		753,650.00	
					0.00
FHP2013	DAH-AHPP Fed Survey&Plan (		0.00		
BBF		717,185.98		717,185.98	
					0.00
FHP2014	Federal Survey&Plan Gr (877)		0.00		
BBF		754,253.00		754,253.00	
					0.00
FHP2015	FederalGrant Act 718 (0877)		0.00		
BBF		1,273,917.82		1,273,917.82	
					0.00
FHP2700	HPP FY99 Survey & Plng		0.00		
BBF		33,933.43		33,933.43	
					0.00
FHP2800	HPP FY00 Survey & Plng		0.00		
BBF		16,750.00		16,750.00	
					0.00
FHP2900	HPP FY01 Survey & Plng		0.00		
BBF		470,768.69		470,768.69	
					0.00
FHP3000	HPP FY02 Survey & Plng		0.00		
BBF		615,551.00		615,551.00	
					0.00
FHP3100	Hpf Survey/Planning(0877)		0.00		
BBF		557,239.00		557,239.00	
					0.00
FHP9000	HPP FY03 Survey & Plng		0.00		
BBF		662,016.00		662,016.00	
					0.00
FHT0000	Health Info Tech 19-5-104		0.00		
BBF		6,185,893.78		6,185,893.78	
					0.00
FHT0100	SHARE CAH/SRH Connect (06		0.00		
BBF		78,575.00		78,575.00	
					0.00
FHT0200	SHARE-IAPD Act 285 14 S5		0.00		

Fund	Fund Description	Beginning Balance		Ending Balance
Type	Type Description	Debits	Credits	
BBF		8,934,395.19	8,934,395.19	
				0.00
FHT0300	**SHARE-Behavioral Health (065**	**0.00**		
BBF		84,052.00	84,052.00	
				0.00
FID0000	**Insurance Dept Federal**	**0.00**		
BBF		309.35	309.35	
				0.00
FID0100	**Ins Dept Fed-Health Info Co**	**0.00**		
BBF		4,959,065.77	4,959,065.77	
				0.00
FID0200	**INS-Health Counseling (0425)**	**0.00**		
BBF		338,565.95	338,565.95	
				0.00
FID0300	**Medicare-MIPPA-2 (0425)**	**0.00**		
BBF		281,912.86	281,912.86	
				0.00
FID0500	**SHIIP ACL (0425)**	**-60,084.62**		
BBF		4,751,318.46	4,776,290.26	
				-24,971.80
FID0600	**MIPPA-3**	**-1,150.00**		
BBF		869,173.76	870,323.76	
				-1,150.00
FID0601	**MIPPA Priority 1 for SHIPS**	**-10,100.00**		
BBF		132,224.25	140,624.25	
				-8,400.00
FID0602	**MIPPA Priority 2 for AAAs**	**-30,614.84**		
BBF		288,572.55	302,999.39	
				-14,426.84
FID0603	**MIPPA Priority 3 for ADRCs**	**-31,582.38**		
BBF		32,485.49	62,687.87	
				-30,202.38
FID0800	**MarketplaceStabilzation-0425**	**-8,374.39**		
BBF		336,264.03	344,638.42	
				-8,374.39
FID0OLD	**Fid-Old**	**0.00**		
BBF		2,633.40	2,633.40	
				0.00
FID1100	**INS Health Prem Rate Rev (042**	**0.00**		
BBF		4,864,910.30	4,864,910.30	
				0.00
FID1101	**Fed Grant Rate RevwIII (0425)**	**0.00**		
BBF		3,170,649.13	3,170,649.13	
				0.00
FID1102	**Rate Review Cycle IV**	**0.00**		
BBF		1,154,985.75	1,154,985.75	
				0.00
FID1200	**INSHealth Care Exch Plan (042**	**0.00**		
BBF		1,163,100.47	1,163,100.47	
				0.00

Fund / Type	Fund Description / Type Description	Beginning Balance / Debits	Credits	Ending Balance
FID1201	**Insc Level 1 Coop Agree (0425**	**0.00**		
BBF		7,062,504.92	7,062,504.92	
				0.00
FID1202	**Level One B Co-op Agreement**	**0.00**		
BBF		17,635,453.01	17,635,453.01	
				0.00
FID1203	**Level One C Coop Agree (0425**	**0.00**		
BBF		7,946,201.78	7,946,201.78	
				0.00
FID1204	**ACA-FID Ins Level One (0425)**	**0.00**		
BBF		2,689,466.21	2,689,466.21	
				0.00
FID1205	**ACA Level One "E" (0425)**	**0.00**		
BBF		3,039,138.10	3,039,138.10	
				0.00
FID1300	**Consumer Assist (0425)**	**0.00**		
BBF		311,800.05	311,800.05	
				0.00
FID1301	**ACA Consumer Asst. Program**	**0.00**		
BBF		165,090.04	165,090.04	
				0.00
FIGS000	**DFA IGS Fed Grants**	**-20,989.92**		
BBF		16,240,914.63	16,261,904.55	
				-20,989.92
FIGS001	**DFA IGS JAG TRUST FUND**	**-2,956,453.13**		
BBF		54,778,575.88	57,734,992.09	
				-2,956,416.21
FIGS002	**Justice Reinvestment Initiativ**	**0.00**		
BBF		484,475.79	484,475.79	
				0.00
FIGS003	**Project Safe Neighborhood We**	**-110.81**		
BBF		211,677.82	211,788.63	
				-110.81
FIGS004	**Project Safe Neighborhood Ea**	**-1.07**		
BBF		207,201.73	207,202.80	
				-1.07
FIGS005	**Comprehensive Opiod Abuse I**	**-31,141.54**		
BBF		2,923,104.59	2,954,246.13	
				-31,141.54
FIGS006	**CoronavirusEmerSupplProg**	**-2,862,962.47**		
BBF		4,067,063.61	6,930,026.08	
				-2,862,962.47
FII0900	**Infastructure Inv & Jobs-ARDC**	**0.00**		
BBF		0.00	68,744,357.89	
				-68,744,357.89
FII9300	**Low-Income Home Energy Ass**	**0.00**		
BBF		0.00	697,607.00	
				-697,607.00
FII9600	**IIJA Hwy Safety 402**	**0.00**		
BBF		192,548.04	192,548.04	

Fund / Type	Fund Description / Type Description	Beginning Balance / Debits		Credits	Ending Balance
					0.00
FISARR1	**DIS ARRA AWIN ChExp (0470)**		**0.00**		
BBF		760,268.25		760,268.25	
					0.00
FISARR2	**DIS ARRA AWIN 7.5 (0470)**		**0.00**		
BBF		655,185.92		655,185.92	
					0.00
FISARRA	**DIS ARRA AWIN (0470)**		**0.00**		
BBF		3,930,149.87		3,930,149.87	
					0.00
FIT0000	**Forestry Rural Fire Equip-(415**		**0.00**		
BBF		1,000.00		1,000.00	
					0.00
FIT0100	**Rural Fire Equip-Title I Vt-(4**		**0.00**		
BBF		1,258,006.44		1,258,006.44	
					0.00
FIT0101	**AR Agri Forest Rur Fire Equip**		**-41,295.79**		
BBF		3,604,895.05		3,646,190.84	
					-41,295.79
FIT0200	**Forestry-Watershed Prog-(415**		**0.00**		
BBF		33,949.72		33,949.72	
					0.00
FIT0300	**AR Agri Dept Forestry Federal**		**0.00**		
BBF		185.62		185.62	
					0.00
FIT0400	**Forestry-Vfa-Title Iv-(415)**		**0.00**		
BBF		249,052.00		249,052.00	
					0.00
FIT0500	**Forestry Best Mngt Practices-I**		**0.00**		
BBF		24,879.07		24,879.07	
					0.00
FIT0600	**Forestry-Title Iv Wildland Fir**		**0.00**		
BBF		706,973.61		706,973.61	
					0.00
FIT0700	**Forestry Fed Eap Wildland Fir**		**0.00**		
BBF		106,000.00		106,000.00	
					0.00
FIT0800	**Forestry Fed Ice Storm Damag**		**0.00**		
BBF		4,000,000.00		4,000,000.00	
					0.00
FIT0900	**National Fire Plan Preparedne**		**0.00**		
BBF		1,663,878.94		1,663,878.94	
					0.00
FIT0901	**AR Agri Dept Forest Fire Mitig**		**-1,433,629.22**		
BBF		6,494,744.72		7,928,373.94	
					-1,433,629.22
FIT0OLD	**Fit-Old**		**0.00**		
BBF		939.45		939.45	
					0.00
FIT1100	**Rural Community Assistance(**		**0.00**		

Fund	Fund Description	Beginning Balance		Ending Balance
Type	Type Description	Debits	Credits	
BBF		208,000.00	208,000.00	
				0.00
FIT1200	**National Fire Plan Sfa(0415)**	**0.00**		
BBF		2,346,384.57	2,346,384.57	
				0.00
FIT1201	**AR Agri Dept Forestry Nat'l Fir**	**-364,369.47**		
BBF		7,284,427.51	7,648,410.09	
				-363,982.58
FIT1300	**Stewardship Incentive Prograr**	**0.00**		
BBF		153,000.00	153,000.00	
				0.00
FIT1400	**AFC Forest Enhance (0415)**	**0.00**		
BBF		921,059.00	921,059.00	
				0.00
FIT1401	**AR Agri Dept Forest Enhance**	**0.00**		
BBF		246,592.52	246,592.52	
				0.00
FIT1500	**AFC Pine Beetle Prev (0415)**	**0.00**		
BBF		1,197,344.49	1,197,344.49	
				0.00
FIT1501	**AR Agri Forestry Pine Beetle F**	**-178,003.91**		
BBF		7,536,137.46	7,714,141.37	
				-178,003.91
FIT1600	**Forestry Commission (0415)**	**0.00**		
BBF		196,000.00	196,000.00	
				0.00
FIT1601	**AR Agri Dept Forestry Wildlan**	**0.00**		
BBF		1,277,325.00	1,277,325.00	
				0.00
FIT1700	**AR Agri Dept Forestry Legacy**	**0.00**		
BBF		92,062.50	92,062.50	
				0.00
FIT1701	**AR Agri Dept Forestry Legacy**	**-564,646.61**		
BBF		7,029,671.82	7,594,318.43	
				-564,646.61
FIT1702	**Forestry Moro Big Pine (0400)**	**0.00**		
BBF		5,258,000.00	5,258,000.00	
				0.00
FIT1800	**AR Agri Dept Forestry Health**	**0.00**		
BBF		36,891.48	36,891.48	
				0.00
FIT1801	**AR Agri Dept Forestry Health**	**0.00**		
BBF		316,916.00	316,916.00	
				0.00
FIT1900	**Forestry Commission (0415)**	**0.00**		
BBF		67,800.00	67,800.00	
				0.00
FIT1901	**Agri AFC Silvicultural Non Poi**	**-40,382.28**		
BBF		886,585.17	926,967.45	
				-40,382.28

Fund / Type	Fund Description / Type Description	Beginning Balance / Debits	Credits	Ending Balance
FITARRA	**Wildland Fire (0400)**	**0.00**		
BBF		3,628,548.74	3,628,548.74	
				0.00
FJD0000	**Admin Office of Courts Federa**	**0.00**		
BBF		1,929.82	1,929.82	
				0.00
FJD0100	**Jud Dept Fed-1DA Special Adv**	**0.00**		
BBF		593,612.49	593,612.49	
				0.00
FJD0200	**Aoc 9th Wjd Digital Courtroom**	**0.00**		
BBF		339,258.39	339,258.39	
				0.00
FJD0300	**Jud Dept Fed-1JS AV Mediatio**	**-11,532.65**		
BBF		2,029,184.83	2,040,717.48	
				-11,532.65
FJD0400	**Jud Dept Fed-1kx Media Of Dp**	**0.00**		
BBF		1,923.79	1,923.79	
				0.00
FJD0600	**Jud Dept Fed Trng Research**	**-115,283.80**		
BBF		7,188,176.35	7,303,460.15	
				-115,283.80
FJD0700	**Jud Dept Fed-1FW Crt Auto**	**0.00**		
BBF		544,700.93	544,700.93	
				0.00
FJD0800	**Jud Dept Fed-177 Dstr Crt Aut**	**0.00**		
BBF		1,463,955.43	1,463,955.43	
				0.00
FJD0900	**JJustice StdentLoanRepay (00**	**0.00**		
BBF		339,032.86	339,032.86	
				0.00
FJD0OLD	**Fjd-Old**	**0.00**		
BBF		55,874.68	55,874.68	
				0.00
FJD1000	**Drug Court Reentry Pilot (0023**	**0.00**		
BBF		5,254.48	5,254.48	
				0.00
FJD1100	**Drug Court Effect Grant (0023)**	**0.00**		
BBF		240,762.26	240,762.26	
				0.00
FJD1200	**AOC Federal Foster Care Syst**	**0.00**		
BBF		3,705.96	3,705.96	
				0.00
FJD1300	**Domestic Violence Resch (002**	**-10,282.72**		
BBF		473,710.36	483,993.08	
				-10,282.72
FJD1400	**E-Citation NHS (0023)**	**0.00**		
BBF		165,150.00	165,150.00	
				0.00
FJD1500	**CaseMgt CDLConvictionRep (**	**-33,538.90**		
BBF		2,143,748.67	2,183,560.28	

Fund / Type	Fund Description / Type Description	Beginning Balance / Debits	Credits	Ending Balance
				-39,811.61
FJD1600	Benton HOPE Grant (0023)	0.00		
BBF		1,325,825.74	1,325,825.74	
				0.00
FJD1700	Youth Advocacy Grant (0023)	0.00		
BBF		60,481.82	60,481.82	
				0.00
FJD1800	Fostering FuturesTrng (0023)	0.00		
BBF		80,410.00	80,410.00	
				0.00
FJD1900	Drug Ct Capacity BldProj (002	0.00		
BBF		1,240,645.29	1,240,645.29	
				0.00
FJD2000	OVW Crt Trng & Imprv Prog 00	0.00		
BBF		50,732.70	50,732.70	
				0.00
FJD2100	JUVE DRUG CT DATA MGMT (	-357.07		
BBF		323,617.45	323,974.52	
				-357.07
FJD2200	STATE AWARENESS & RECRU	-7,166.79		
BBF		184,030.22	191,197.01	
				-7,166.79
FJD2400	Drug Court Enhance Grant 201	-21,247.33		
BBF		1,063,016.16	1,084,263.49	
				-21,247.33
FJD2500	Juvenile Justice Reform Grant	-22,999.18		
BBF		172,994.82	195,994.00	
				-22,999.18
FJD2600	National CASA/GAL Grants (0(	0.00		
BBF		81,812.75	81,812.75	
				0.00
FJD2700	Juvenile Drug Treat Court Pro	-5,998.60		
BBF		46,201.93	52,200.53	
				-5,998.60
FJD2800	Adult & Veterans Drug Treat C	-32,539.62		
BBF		49,664.64	82,204.26	
				-32,539.62
FJD2900	OJJDP Juvenile Reforms Gran	-10,000.00		
BBF		0.00	10,000.00	
				-10,000.00
FJDARRA	Order of Protection ARRA (002	0.00		
BBF		66,830.94	66,830.94	
				0.00
FKA0000	AR Emerg Mngt-Fed	-2,047.58		
BBF		603,188.87	605,120.25	
				-1,931.38
FKA0200	EMPG-Locals 01	0.00		
BBF		379,135.53	379,135.53	
				0.00
FKA0300	ADEM-EMPG LOCALS 02	0.00		

Fund	Fund Description	Beginning Balance			Ending Balance
Type	Type Description	Debits		Credits	
BBF		541,580.11		541,580.11	
					0.00
FKA0400	**ADEM EMPG Locals 03**		**0.00**		
BBF		1,078,113.05		1,078,113.05	
					0.00
FKA0600	**ADEM EMPG 100% Fed 03**		**0.00**		
BBF		26,102.20		26,102.20	
					0.00
FKA0700	**Dept of Justice-PLAN 99**		**0.00**		
BBF		52,160.86		52,160.86	
					0.00
FKA0701	**Pandemic 2006 (0995)**		**0.00**		
BBF		387,794.78		387,794.78	
					0.00
FKA0702	**Map Modernization 2006**		**0.00**		
BBF		101,000.00		101,000.00	
					0.00
FKA0703	**Buffer Zone Protection 2006**		**0.00**		
BBF		348,943.72		348,943.72	
					0.00
FKA0704	**EMPG Locals (0995)**		**0.00**		
BBF		1,010,382.55		1,010,382.55	
					0.00
FKA0705	**EMPG Soft (0995)**		**0.00**		
BBF		90,870.08		90,870.08	
					0.00
FKA0706	**CSEPP O&M (0995)**		**0.00**		
BBF		6,019,137.51		6,019,137.51	
					0.00
FKA0708	**HMEP Training (0995)**		**0.00**		
BBF		177,290.53		177,290.53	
					0.00
FKA0709	**HMEP Planning (0995)**		**0.00**		
BBF		74,318.00		74,318.00	
					0.00
FKA0710	**ODP 2006 (0995)**		**0.00**		
BBF		8,539,397.48		8,539,397.48	
					0.00
FKA0712	**ADEM CAP-SSSE07 (0995)**		**0.00**		
BBF		151,095.00		151,095.00	
					0.00
FKA0800	**Dept of Justice-EQUIP 99**		**0.00**		
BBF		676,915.00		676,915.00	
					0.00
FKA0801	**ADEM PDM-C (0995)**		**0.00**		
BBF		1,206,000.86		1,206,000.86	
					0.00
FKA0802	**ADEM Buffer Zone Protect (09**		**0.00**		
BBF		546,223.01		546,223.01	
					0.00

Fund / Type	Fund Description / Type Description	Beginning Balance / Debits		Credits	Ending Balance
FKA0803	**ADEM ODP (0995)**		**0.00**		
BBF		7,167,600.21		7,167,600.21	
					0.00
FKA0804	**ADEM MapModernMgmt Supp**		**0.00**		
BBF		75,000.00		75,000.00	
					0.00
FKA0805	**ADEM CSEPP O&M (0995)**		**0.00**		
BBF		4,247,059.64		4,247,059.64	
					0.00
FKA0806	**ADEM HMEP-T (0995)**		**0.00**		
BBF		170,695.57		170,695.57	
					0.00
FKA0807	**ADEM HMEP-P (0995)**		**0.00**		
BBF		95,107.52		95,107.52	
					0.00
FKA0808	**ADEM EMPG SOFT-SUPP 07 (**		**0.00**		
BBF		57,982.65		57,982.65	
					0.00
FKA0809	**ADEM PSIC 07 (0995)**		**0.00**		
BBF		10,570,136.97		10,570,136.97	
					0.00
FKA0810	**ADEM PDM-C 07 (0995)**		**0.00**		
BBF		3,867,983.31		3,867,983.31	
					0.00
FKA0811	**ADEM CAP-SSSE**		**0.00**		
BBF		166,095.00		166,095.00	
					0.00
FKA0900	**ADEM DOJ Equipment Progra**		**-101.81**		
BBF		1,605,495.94		1,605,597.75	
					-101.81
FKA0901	**ADEM EMPG Local Grants (09**		**0.00**		
BBF		1,173,529.51		1,173,529.51	
					0.00
FKA0902	**ADEM EMPG Soft Match (0995**		**0.00**		
BBF		250,240.09		250,240.09	
					0.00
FKA0903	**ADEM CSEPP O&M 09 (0995)**		**0.00**		
BBF		6,170,015.03		6,170,015.03	
					0.00
FKA0904	**ADEM HMEP-T (0995)**		**0.00**		
BBF		242,880.02		242,880.02	
					0.00
FKA0905	**ADEM HMEP-P (0995)**		**0.00**		
BBF		77,522.99		77,522.99	
					0.00
FKA0906	**ADEM ODP (0995)**		**0.00**		
BBF		6,665,614.96		6,665,614.96	
					0.00
FKA0907	**ADEM MMMS (0995)**		**0.00**		
BBF		65,000.03		65,000.03	

Fund	Fund Description	Beginning Balance			Ending Balance
Type	Type Description	Debits		Credits	
					0.00
FKA0908	ADEM PDM-C (0995)		0.00		
BBF		1,030,211.45		1,030,211.45	
					0.00
FKA0909	ADEM IECGP (0995)		0.00		
BBF		189,594.45		189,594.45	
					0.00
FKA0910	ADEN PDM-C MGT (0995)		0.00		
BBF		212,269.33		212,269.33	
					0.00
FKA0911	ADEM PDM-C PJ MAG (0995)		0.00		
BBF		941,452.84		941,452.84	
					0.00
FKA0912	ADEM EMPG Locals 09 (0995)		0.00		
BBF		2,067,627.35		2,067,627.35	
					0.00
FKA0913	ADEM EMPG SOFT 09 (0995)		0.00		
BBF		146,074.43		146,074.43	
					0.00
FKA0914	ADEM PDM MGT (0995)		0.00		
BBF		287,152.29		287,152.29	
					0.00
FKA0OLD	Fka-Old		0.00		
BBF		74,130.15		74,130.15	
					0.00
FKA1000	TERRORISM-T 01		0.00		
BBF		60,458.56		60,458.56	
					0.00
FKA1001	ADEM BZPP (0995)		0.00		
BBF		382,042.56		382,042.56	
					0.00
FKA1002	ADEM PDM-C MGT&PL (0995)		0.00		
BBF		157,363.53		157,363.53	
					0.00
FKA1003	ADEM PDM-C PJ (0995)		0.00		
BBF		1,055,974.43		1,055,974.43	
					0.00
FKA1004	ADEM HMEP-T (0995)		0.00		
BBF		309,988.31		309,988.31	
					0.00
FKA1005	ADEM HMEP-P (0995)		0.00		
BBF		92,000.00		92,000.00	
					0.00
FKA1006	ADEM EQHR (0995)		0.00		
BBF		41,522.20		41,522.20	
					0.00
FKA1007	ADEM IECGP (0995)		0.00		
BBF		156,937.72		156,937.72	
					0.00
FKA1008	ADEM CSEPP 0&M (0995)		0.00		

Fund	Fund Description	Beginning Balance			Ending Balance
Type	Type Description	Debits		Credits	
BBF		6,356,711.21		6,356,711.21	
					0.00
FKA1009	ADEM ODP 09 (0995)		0.00		
BBF		6,706,567.30		6,706,567.30	
					0.00
FKA1010	ADEM EOC GRANT (0995)		0.00		
BBF		736,658.01		736,658.01	
					0.00
FKA1011	ADEM E911 Grants		0.00		
BBF		637,992.26		637,992.26	
					0.00
FKA1012	ADEM EMPG Locals 10		0.00		
BBF		2,608,077.15		2,608,077.15	
					0.00
FKA1100	CAP-SSSE 01		0.00		
BBF		106,278.00		106,278.00	
					0.00
FKA1101	EMPG Soft Match 10 (0995)		0.00		
BBF		634,826.02		634,826.02	
					0.00
FKA1102	Earthquake Haz Reduction (09		0.00		
BBF		46,154.41		46,154.41	
					0.00
FKA1103	Flood Mitigation Asst 10 (0995		0.00		
BBF		584,666.31		584,666.31	
					0.00
FKA1104	InteroperableEmerComGrt (09		0.00		
BBF		217,732.00		217,732.00	
					0.00
FKA1105	Haz-Mat Emer Prep-Train (099		0.00		
BBF		326,706.28		326,706.28	
					0.00
FKA1106	Haz-Mat Emer Prep Plan (0995		0.00		
BBF		94,032.93		94,032.93	
					0.00
FKA1107	Predisaster MIT Comp (0995)		0.00		
BBF		843,786.78		843,786.78	
					0.00
FKA1108	Homestead Security Grant (09		0.00		
BBF		7,108,993.79		7,108,993.79	
					0.00
FKA1109	Emergency Ops Ctr (0995)		0.00		
BBF		900,000.00		900,000.00	
					0.00
FKA1200	ADEM-CAP-SSSE 02		0.00		
BBF		106,278.00		106,278.00	
					0.00
FKA1201	Emer Mgmt Performance (099		0.00		
BBF		1,922,604.39		1,922,604.39	
					0.00

Fund	Fund Description	Beginning Balance			Ending Balance
Type	Type Description	Debits		Credits	
FKA1202	**Emer Mgmt Performance (099**		**0.00**		
BBF		352,781.15		352,781.15	
					0.00
FKA1203	**Hazard Materials EMPRTRN (0**		**0.00**		
BBF		250,623.86		250,623.86	
					0.00
FKA1204	**Hazard Material EMPRTRN (09**		**0.00**		
BBF		63,536.91		63,536.91	
					0.00
FKA1205	**Natl Earthquake Haz Prog (099**		**0.00**		
BBF		24,743.35		24,743.35	
					0.00
FKA1206	**Hazard Material EmPrepTrn 09**		**0.00**		
BBF		5,514,275.21		5,514,275.21	
					0.00
FKA1207	**EMAC Capabilities Proj (0995)**		**0.00**		
BBF		61,012.24		61,012.24	
					0.00
FKA1208	**PreDisaster Mitigation (0995)**		**0.00**		
BBF		1,660,449.03		1,660,449.03	
					0.00
FKA1300	**ADEM-FMA-TA99**		**0.00**		
BBF		979.64		979.64	
					0.00
FKA1301	**EMPG Locals (0995)**		**0.00**		
BBF		1,548,487.51		1,548,487.51	
					0.00
FKA1302	**EMPG Soft (0995)**		**0.00**		
BBF		266,296.90		266,296.90	
					0.00
FKA1303	**HMEP-T (0995)**		**0.00**		
BBF		186,409.43		186,409.43	
					0.00
FKA1304	**HMEP-P (0995)**		**0.00**		
BBF		57,055.93		57,055.93	
					0.00
FKA1305	**ODP 12 (0995)**		**0.00**		
BBF		2,866,366.73		2,866,366.73	
					0.00
FKA1306	**NEHRP 12 (0995)**		**0.00**		
BBF		43,588.16		43,588.16	
					0.00
FKA1307	**PDM-C 12 (0995)**		**0.00**		
BBF		753,211.24		753,211.24	
					0.00
FKA1308	**LPDM 11 (0995)**		**0.00**		
BBF		1,689,536.87		1,689,536.87	
					0.00
FKA1400	**ADEM-FMA-PL99**		**0.00**		
BBF		3,083.62		3,083.62	

Fund	Fund Description	Beginning Balance			Ending Balance
Type	Type Description	Debits		Credits	
					0.00
FKA1401	EMAC 13 (0995)		0.00		
BBF		65,845.47		65,845.47	
					0.00
FKA1402	State & Local ImplGr (0995)		0.00		
BBF		1,389,909.59		1,389,909.59	
					0.00
FKA1403	HMEP Training (0995)		0.00		
BBF		191,135.84		191,135.84	
					0.00
FKA1404	HMEP Planning (0995)		0.00		
BBF		56,957.20		56,957.20	
					0.00
FKA1405	Emer Mgmt Perf (0995)		0.00		
BBF		1,309,905.95		1,309,905.95	
					0.00
FKA1406	Emer Mgmt Pert SOFT (0995)		0.00		
BBF		333,211.39		333,211.39	
					0.00
FKA1407	ODP 13 (0995)		0.00		
BBF		3,542,479.99		3,542,479.99	
					0.00
FKA1500	ADEM-TERRORISM 02		0.00		
BBF		222,745.48		222,745.48	
					0.00
FKA1501	HMEP Trng 15 (0995)		0.00		
BBF		180,408.11		180,408.11	
					0.00
FKA1502	HMEP Planning (0995)		0.00		
BBF		52,614.95		52,614.95	
					0.00
FKA1505	ODP 14 SHSGP Subs (0995)		0.00		
BBF		3,793,197.90		3,793,197.90	
					0.00
FKA1509	PDM-C 13		0.00		
BBF		1,045,449.42		1,045,449.42	
					0.00
FKA1510	EMPG Locals 14 (0995)		0.00		
BBF		1,772,608.95		1,772,608.95	
					0.00
FKA1511	EMPG Soft 14 (0995)		0.00		
BBF		499,934.25		499,934.25	
					0.00
FKA1600	ADEM PDM 50 02		0.00		
BBF		49,795.22		49,795.22	
					0.00
FKA1601	ODP 15 (995)		0.00		
BBF		3,871,719.14		3,871,719.14	
					0.00
FKA1602	PDM-C 14 (0995)		0.00		

Fund	Fund Description	Beginning Balance			Ending Balance
Type	Type Description	Debits		Credits	
BBF		1,696,420.19		1,696,420.19	
					0.00
FKA1603	**HMEP-Training 16 (0995)**		**0.00**		
BBF		175,596.76		175,596.76	
					0.00
FKA1604	**HMEP-Planning 16 (0995)**		**0.00**		
BBF		70,451.38		70,451.38	
					0.00
FKA1605	**EMPG LOCALS 15 (0995)**		**0.00**		
BBF		2,052,642.03		2,052,642.03	
					0.00
FKA1606	**EMPG SOFT 15 (0995)**		**0.00**		
BBF		623,163.06		623,163.06	
					0.00
FKA1607	**PRE-DIS MIT-COMP 15 (0995)**		**-56.38**		
BBF		195,310.25		195,366.63	
					-56.38
FKA1700	**ADEM PDM 02**		**-476.65**		
BBF		111,277.16		111,753.81	
					-476.65
FKA1701	**ODP 16 (0995)**		**0.00**		
BBF		3,816,615.75		3,816,615.75	
					0.00
FKA1702	**HMEP - Training & Planning**		**0.00**		
BBF		1,020,200.97		1,020,200.97	
					0.00
FKA1703	**EMPG LOCALS 16 (0995)**		**0.00**		
BBF		1,996,558.68		1,996,558.68	
					0.00
FKA1704	**EMPG SOFT 16 (0995)**		**0.00**		
BBF		586,336.10		586,336.10	
					0.00
FKA1705	**16 (0995)**		**-8,163.25**		
BBF		735,988.97		744,152.22	
					-8,163.25
FKA1800	**ADEM CAP SSSE 03**		**0.00**		
BBF		106,278.00		106,278.00	
					0.00
FKA1801	**ODP 17 (0995)**		**0.00**		
BBF		3,790,429.52		3,790,429.52	
					0.00
FKA1802	**EMPG LOCALS 17**		**0.00**		
BBF		2,052,782.60		2,052,782.60	
					0.00
FKA1803	**EMPG SOFT 17**		**0.00**		
BBF		759,195.34		759,195.34	
					0.00
FKA1900	**ADEM State Domestic Prepare**		**0.00**		
BBF		4,069,365.54		4,069,365.54	
					0.00

Fund / Type	Fund Description / Type Description	Beginning Balance / Debits	Credits	Ending Balance
FKA1901	**EMPG Locals (0995)**	**0.00**		
BBF		2,645,441.90	2,645,441.90	
				0.00
FKA1902	**EMPG Soft Match (0995)**	**0.00**		
BBF		537,522.77	537,522.77	
				0.00
FKA1903	**HSGP 18 (0995)**	**0.00**		
BBF		4,014,768.29	4,014,768.29	
				0.00
FKA1904	**NSGP 18 (0995)**	**0.00**		
BBF		99,945.03	99,945.03	
				0.00
FKA1905	**Pre-Disaster Mitiga-Comp 17**	**-46,419.82**		
BBF		3,488,127.61	3,534,547.43	
				-46,419.82
FKA1906	**HSPG 19 (0995)**	**-78,394.10**		
BBF		4,032,282.24	4,104,818.71	
				-72,536.47
FKA1907	**NEHRP 19 Match (0995)**	**0.00**		
BBF		33,495.44	33,495.44	
				0.00
FKA1908	**PDM19 (0995)**	**-26,812.49**		
BBF		133,618.91	159,142.90	
				-25,523.99
FKA2000	**TERRORISM-P 01**	**0.00**		
BBF		106,807.23	106,807.23	
				0.00
FKA2001	**EMPG Locals 19 (0995)**	**0.00**		
BBF		2,292,625.69	2,292,625.69	
				0.00
FKA2002	**EMPG Soft Match 19 (0995)**	**-46,580.11**		
BBF		462,334.88	473,120.46	
				-10,785.58
FKA2003	**HMEP 19 T&P (0995)**	**-7,481.56**		
BBF		461,100.24	467,647.00	
				-6,546.76
FKA2004	**NSGP 19**	**-20,534.94**		
BBF		27,569.04	48,103.98	
				-20,534.94
FKA2005	**EMPG 20-S (0995)**	**-195,883.01**		
BBF		272,805.83	468,688.84	
				-195,883.01
FKA2006	**ODP 20 HSGP (0995)**	**-71,201.91**		
BBF		1,368,692.98	1,438,961.25	
				-70,268.27
FKA2007	**NSGP 20 (0995)**	**0.00**		
BBF		1,569.43	1,569.43	
				0.00
FKA2008	**NEHRP 20 (0995)**	**0.00**		
BBF		39,041.06	39,041.06	

Fund	Fund Description	Beginning Balance		Ending Balance
Type	Type Description	Debits	Credits	
				0.00
FKA2009	**EMPG Locals20 (0995)**	**0.00**		
BBF		2,366,388.99	2,366,388.99	
				0.00
FKA2010	**EMPG Soft 20 (0995)**	**-68,715.06**		
BBF		314,382.82	383,097.88	
				-68,715.06
FKA2011	**PDM-C PJ20 (0995)**	**-132,276.48**		
BBF		184,583.54	317,316.49	
				-132,732.95
FKA2012	**NSGP21 (0995)**	**0.00**		
BBF		7,001.95	7,001.95	
				0.00
FKA2013	**HSGP 21 (0995)**	**-80,960.66**		
BBF		248,039.90	319,227.55	
				-71,187.65
FKA2100	**ADEM Domestic Preparedness**	**0.00**		
BBF		6,644,016.07	6,644,016.07	
				0.00
FKA2101	**EMPG Locals 21 (0995)**	**0.00**		
BBF		1,802,683.97	1,802,683.97	
				0.00
FKA2102	**EMPG SOFT 21 (0995)**	**-27,554.42**		
BBF		211,523.28	228,460.41	
				-16,937.13
FKA2104	**NEHRP 21 (0995)**	**0.00**		
BBF		4,682.67	4,682.67	
				0.00
FKA2200	**ADEM Domestic Preparedness**	**0.00**		
BBF		17,469,879.19	17,469,879.19	
				0.00
FKA2400	**ADEM EMPG SOFT 04**	**-731.87**		
BBF		163,800.00	164,531.87	
				-731.87
FKA2500	**ADEM Supplemental Planning**	**0.00**		
BBF		852,595.09	852,595.09	
				0.00
FKA2600	**ADEM Supplemental Citizen (0**	**0.00**		
BBF		35,924.33	35,924.33	
				0.00
FKA2700	**ADEM Supplemental Cert 02**	**0.00**		
BBF		179,914.88	179,914.88	
				0.00
FKA2800	**ADEM Supplemental Emer Op**	**0.00**		
BBF		29,200.00	29,200.00	
				0.00
FKA2900	**ADEM Supp Eoc Pmsc (0995)**	**0.00**		
BBF		55,014.82	55,014.82	
				0.00
FKA3000	**ADEM-EMPG SOFT 02**	**0.00**		

Fund	Fund Description	Beginning Balance			Ending Balance
Type	Type Description	Debits		Credits	
BBF		87,619.09		87,619.09	
					0.00
FKA3100	**ADEM EMPG Soft 03**		**0.00**		
BBF		153,924.50		153,924.50	
					0.00
FKA3200	**ADEM Cert 03**		**0.00**		
BBF		236,482.11		236,482.11	
					0.00
FKA3300	**ADEM CAP SSSE 04**		**0.00**		
BBF		126,381.29		126,381.29	
					0.00
FKA3400	**ADEM Off For Domestic Prepa**		**0.00**		
BBF		28,075,066.45		28,075,066.45	
					0.00
FKA3500	**EMPG-Soft Mtch 01**		**0.00**		
BBF		5,000.00		5,000.00	
					0.00
FKA3600	**ADEM PDM Plans 03**		**0.00**		
BBF		225,471.72		225,471.72	
					0.00
FKA3800	**ADEM PDM-C PJ 04**		**0.00**		
BBF		4,601,640.33		4,601,640.33	
					0.00
FKA4000	**ADEM-EMPG SOFT 05**		**0.00**		
BBF		222,725.04		222,725.04	
					0.00
FKA4100	**ADEM CERCLA Crittenden Co**		**0.00**		
BBF		2,388.20		2,388.20	
					0.00
FKA4200	**ADEM-Cercla 02(0995)**		**0.00**		
BBF		4,939.98		4,939.98	
					0.00
FKA4300	**ADEM-CERCLA 01**		**0.00**		
BBF		4,893.10		4,893.10	
					0.00
FKA4500	**ADEM-CAP-SSSE 05**		**0.00**		
BBF		142,278.00		142,278.00	
					0.00
FKA4600	**ADEM-CSEPP-O&M99**		**-1,313.82**		
BBF		500.00		1,813.82	
					-1,313.82
FKA4700	**ADEM-MMMS 04**		**0.00**		
BBF		100,000.00		100,000.00	
					0.00
FKA4800	**ADEM-CSEPP-O&M00**		**0.00**		
BBF		295,805.14		295,805.14	
					0.00
FKA4900	**ADEM-CSEPP-PROC00**		**0.00**		
BBF		338,314.23		338,314.23	
					0.00

Fund / Type	Fund Description / Type Description	Beginning Balance / Debits		Credits	Ending Balance
FKA5000	**ADEM-CSEPP-O&M01**		**0.00**		
BBF		1,207,078.01		1,207,078.01	
					0.00
FKA5100	**ADEM-CSEPP-PROC01**		**0.00**		
BBF		2,075,389.79		2,075,389.79	
					0.00
FKA5200	**ADEM-CSEPP O&M 02**		**0.00**		
BBF		4,995,737.00		4,995,737.00	
					0.00
FKA5300	**ADEM-CSEPP PROC 02**		**0.00**		
BBF		1,343,591.00		1,343,591.00	
					0.00
FKA5400	**ADEM CSEP O&M 03**		**0.00**		
BBF		14,262,045.50		14,262,045.50	
					0.00
FKA5500	**ADEM CSEPP Proc 03**		**0.00**		
BBF		6,229,142.19		6,229,142.19	
					0.00
FKA5600	**ADEM CSEPP O&M 04**		**0.00**		
BBF		8,851,397.02		8,851,397.02	
					0.00
FKA5700	**ADEM CSEPP Proc 04**		**0.00**		
BBF		11,479,341.97		11,479,341.97	
					0.00
FKA5900	**ADEM-CSEPP O&M 05**		**0.00**		
BBF		6,704,981.98		6,704,981.98	
					0.00
FKA6000	**ADEM-CSEPP PROC 05**		**0.00**		
BBF		3,160,964.79		3,160,964.79	
					0.00
FKA6100	**ADEM-CSEPP O&M 06**		**0.00**		
BBF		3,908,800.83		3,908,800.83	
					0.00
FKA6300	**ADEM-EMPG SOFT 06**		**0.00**		
BBF		111,488.10		111,488.10	
					0.00
FKA6500	**ADEM-EMPG LOCALS 06**		**0.00**		
BBF		1,007,497.03		1,007,497.03	
					0.00
FKA6600	**ADEM-PDM-C PL 05**		**0.00**		
BBF		5,491,602.07		5,491,602.07	
					0.00
FKA6700	**ADEM-HMEP-T 06**		**0.00**		
BBF		133,033.20		133,033.20	
					0.00
FKA6800	**ADEM-HMEP-P 06**		**0.00**		
BBF		65,325.00		65,325.00	
					0.00
FKA6900	**ADEM Domestic Peace Prep 0**		**0.00**		
BBF		19,502,452.67		19,502,452.67	

Fund Type	Fund Description / Type Description	Beginning Balance / Debits		Credits	Ending Balance
					0.00
FKA7000	ADEM-HMEP-T 05		0.00		
BBF		111,357.10		111,357.10	
					0.00
FKA7100	ADEM-HMEP-P 05		0.00		
BBF		47,151.35		47,151.35	
					0.00
FKA7300	ADEM Buffer Zone Protection		0.00		
BBF		618,468.30		618,468.30	
					0.00
FKA7400	ADEM-HMEP-T 02		0.00		
BBF		111,791.00		111,791.00	
					0.00
FKA7500	ADEM-HMEP-P 02		0.00		
BBF		47,168.00		47,168.00	
					0.00
FKA7600	ADEM-FMA-TA 01		0.00		
BBF		14,639.25		14,639.25	
					0.00
FKA7700	ADEM-FMA-PL 01		0.00		
BBF		4,167.00		4,167.00	
					0.00
FKA7800	ADEM-FMA-PJ 01		0.00		
BBF		55,829.75		55,829.75	
					0.00
FKA7900	ADEM FMA 02		0.00		
BBF		99,793.81		99,793.81	
					0.00
FKA8000	ADEM-EMPG LOCALS 05		0.00		
BBF		1,013,464.99		1,013,464.99	
					0.00
FKA8200	ADEM-FMA-PL00		0.00		
BBF		5,543.78		5,543.78	
					0.00
FKA8300	ADEM-FMA-TA00		0.00		
BBF		3,358.55		3,358.55	
					0.00
FKA8400	ADEM FMA-4-PJ 05		0.00		
BBF		51,197.28		51,197.28	
					0.00
FKA8500	ADEM Map Modern Mgmt Sup		0.00		
BBF		122,500.00		122,500.00	
					0.00
FKA8600	UNMET NEEDS-PJ 01		0.00		
BBF		754,391.13		754,391.13	
					0.00
FKA8700	UNMET NEEDS-ADM 2000		0.00		
BBF		20,172.97		20,172.97	
					0.00
FKA8800	ADEM-CAP-SSSE 06		0.00		

Fund	Fund Description	Beginning Balance			Ending Balance
Type	Type Description	Debits		Credits	
BBF		160,810.00		160,810.00	
					0.00
FKA9000	**ADEM EOC Construction**		**0.00**		
BBF		13,984,804.38		13,984,804.38	
					0.00
FKA9200	**ADEM HMEP-T 04**		**0.00**		
BBF		107,000.00		107,000.00	
					0.00
FKA9300	**ADEM HMEP-P 04**		**0.00**		
BBF		46,000.00		46,000.00	
					0.00
FKA9400	**HMTUSA-Trng 01**		**0.00**		
BBF		45,217.74		45,217.74	
					0.00
FKA9500	**HMTUSA-Plng 01**		**0.00**		
BBF		15,589.22		15,589.22	
					0.00
FKA9600	**ADEM EMPG HMEP-T 03**		**0.00**		
BBF		110,961.86		110,961.86	
					0.00
FKA9700	**ADEM EMPG HMEP-P 03**		**0.00**		
BBF		32,000.00		32,000.00	
					0.00
FKA9900	**ADEM EMPG Locals 04**		**0.00**		
BBF		970,801.80		970,801.80	
					0.00
FKE0000	**AED-Energy Federal**		**0.00**		
BBF		455,053.15		455,053.15	
					0.00
FKE0100	**AED-SEP Federal Plan**		**0.00**		
BBF		10,360,487.05		10,360,487.05	
					0.00
FKE0200	**ADE Industry Tech**		**0.00**		
BBF		459,298.02		459,298.02	
					0.00
FKE0300	**ADE Geothermal Workshops**		**0.00**		
BBF		6,560.50		6,560.50	
					0.00
FKE0400	**Economic Dev Subgrants (079**		**0.00**		
BBF		12,000.00		12,000.00	
					0.00
FKE0500	**Weatherization Prog-ACT 1111**		**0.00**		
BBF		7,667,221.94		7,667,221.94	
					0.00
FKE0600	**Low Income Eng Asst Act 1111**		**0.00**		
BBF		11,356,056.34		11,356,056.34	
					0.00
FKE0OLD	**Fke-Old**		**0.00**		
BBF		50,020.34		50,020.34	
					0.00

Fund / Type	Fund Description / Type Description	Beginning Balance / Debits		Credits	Ending Balance
FKEARRA	**ARRA Energy Plan US Cong (0**		**-409,196.52**		
BBF		51,814,613.68		52,223,810.20	
					-409,196.52
FKM0000	**Hlth Serv-DDPC Federal**		**0.00**		
BBF		305,638.10		305,638.10	
					0.00
FKM0OLD	**Fkm-Old**		**0.00**		
BBF		131,408.45		131,408.45	
					0.00
FKM2600	**Hlth Serv-DDPC-99**		**0.00**		
BBF		40,884.20		40,884.20	
					0.00
FKM2700	**Hlth Serv-DDPC-00**		**0.00**		
BBF		521,417.55		521,417.55	
					0.00
FKM2800	**Hlth Serv-DDPC-01**		**0.00**		
BBF		545,679.14		545,679.14	
					0.00
FKM2900	**Hlth Serv-DDPC-02**		**0.00**		
BBF		499,973.43		499,973.43	
					0.00
FKM3000	**Hlth-Ddpc 03 (0645)**		**0.00**		
BBF		685,625.66		685,625.66	
					0.00
FKM3100	**Health Services Ddpc03 (0665)**		**0.00**		
BBF		801,416.88		801,416.88	
					0.00
FKM3200	**Hspa Dev Disabilities Plan-066**		**0.00**		
BBF		797,691.20		797,691.20	
					0.00
FKM3300	**HSPA Dev Disab Plan**		**0.00**		
BBF		803,227.68		803,227.68	
					0.00
FKM3400	**DEV DISABILITIES 2007 (0500)**		**0.00**		
BBF		853,437.13		853,437.13	
					0.00
FKM3500	**Developmental Disabilities 08**		**0.00**		
BBF		793,089.60		793,089.60	
					0.00
FKM3600	**Health Permit Serv Agy (0665)**		**0.00**		
BBF		808,164.18		808,164.18	
					0.00
FKM3700	**2010 Dev Dis Council 64/09**		**0.00**		
BBF		894,285.63		894,285.63	
					0.00
FKM3800	**2011 DDPC**		**0.00**		
BBF		836,457.01		836,457.01	
					0.00
FKM3900	**Dev Disabilities 2012 19-5-104**		**0.00**		
BBF		1,223,665.07		1,223,665.07	

Fund / Type	Fund Description / Type Description	Beginning Balance / Debits	Credits	Ending Balance
				0.00
FKM4000	**2013 Dev Disability 19-5-104**	**0.00**		
BBF		1,026,182.05	1,026,182.05	
				0.00
FKM4100	**2014 Dev Disabilities Council**	**0.00**		
BBF		430,462.49	430,462.49	
				0.00
FKM4200	**Dev Disab Council Act 250 '14**	**0.00**		
BBF		430,056.39	430,056.39	
				0.00
FKM5000	**DEV DIS COUNCIL-FED (0610)**	**-32,384.12**		
BBF		4,957,825.87	4,989,353.29	
				-31,527.42
FKM5100	**Developmental Dis Council-Fe**	**0.00**		
BBF		2,913.70	2,913.70	
				0.00
FKM5200	**DDC CAA Expand Disabilities**	**-22,688.25**		
BBF		12,257.75	34,946.00	
				-22,688.25
FLA0000	**ASP Federal**	**0.00**		
BBF		903.67	903.67	
				0.00
FLA0OLD	**Fla-Old**	**0.00**		
BBF		10,447.23	10,447.23	
				0.00
FLA1060	**FUSION CENTER GRANT 16 (0**	**0.00**		
BBF		62,275.35	62,275.35	
				0.00
FLA1061	**BOMB GRANT 16 (0960)**	**0.00**		
BBF		55,617.21	55,617.21	
				0.00
FLA1062	**SWAT GRANT 16 (0960)**	**0.00**		
BBF		148,224.22	148,224.22	
				0.00
FLA1063	**Fusion Center Grant 17 (0960)**	**0.00**		
BBF		57,061.20	57,061.20	
				0.00
FLA1064	**Bomb Grant 17 (0960)**	**0.00**		
BBF		195,000.00	195,000.00	
				0.00
FLA1161	**Bob Grant 18 (0960)**	**0.00**		
BBF		121,305.38	121,305.38	
				0.00
FLA1162	**SWAT Grant 18 (0960)**	**0.00**		
BBF		102,376.14	102,376.14	
				0.00
FLA1163	**Fusion Center Grant 18 (0960)**	**0.00**		
BBF		68,071.44	68,071.44	
				0.00
FLA1261	**BOMB 19**	**-366.13**		

Fund	Fund Description	Beginning Balance			Ending Balance
Type	Type Description	Debits		Credits	
BBF		149,715.95		150,082.08	
					-366.13
FLA1262	**SWAT 19**		**0.00**		
BBF		132,577.50		132,577.50	
					0.00
FLA1263	**FUSION 19**		**-3,916.14**		
BBF		67,765.21		71,681.35	
					-3,916.14
FLA1361	**BOMB Grant 20**		**0.00**		
BBF		19,746.26		19,746.26	
					0.00
FLA1362	**SWAT Grant 20**		**0.00**		
BBF		5,141.85		5,141.85	
					0.00
FLA1363	**FUSION Center Grant 20**		**0.00**		
BBF		19,003.21		19,003.21	
					0.00
FLA1464	**Drone Project 2021**		**0.00**		
BBF		0.00		9,282.01	
					-9,282.01
FLA1500	**2004 CID Bomb Equipment**		**0.00**		
BBF		99,789.43		99,789.43	
					0.00
FLA1600	**2006 LETPP Bomb**		**0.00**		
BBF		614,499.20		614,499.20	
					0.00
FLA2500	**Ark State Police-Various Fed F**		**0.00**		
BBF		165,470.77		165,470.77	
					0.00
FLA2600	**ASP NARC Grant 2002**		**0.00**		
BBF		178,839.17		178,839.17	
					0.00
FLA2700	**ASP NARC Grant 03**		**0.00**		
BBF		188,758.43		188,758.43	
					0.00
FLA3000	**ASP-Tcres I(0960)**		**0.00**		
BBF		105,756.66		105,756.66	
					0.00
FLA3300	**ASP-Tcres Ii(0960)**		**0.00**		
BBF		27,687.37		27,687.37	
					0.00
FLA3400	**ASP TCRES III**		**0.00**		
BBF		157,229.96		157,229.96	
					0.00
FLA3500	**ASP-Methamph. Enf. Grant**		**0.00**		
BBF		1,252,758.00		1,252,758.00	
					0.00
FLA3700	**ASP Car Cameras 2002**		**0.00**		
BBF		999,072.09		999,072.09	
					0.00

Fund / Type	Fund Description / Type Description	Beginning Balance / Debits		Credits	Ending Balance
FLA3800	**ASP Car Cameras 2003**		**0.00**		
BBF		119,542.85		119,542.85	
					0.00
FLA3900	**ASP Highway Safety Tss(0960)**		**0.00**		
BBF		504,504.29		504,504.29	
					0.00
FLA4000	**Afis Violent Crimes Grant 03-0**		**0.00**		
BBF		345,597.50		345,597.50	
					0.00
FLA4100	**ASP Meth Initiative 02**		**0.00**		
BBF		471,936.76		471,936.76	
					0.00
FLA4200	**ASP AFIS 04**		**0.00**		
BBF		992,767.62		992,767.62	
					0.00
FLA4300	**ASP Internet CAC**		**0.00**		
BBF		312,323.72		312,323.72	
					0.00
FLA4400	**ASP DEA Marijuana Eradicatio**		**0.00**		
BBF		154,802.72		154,802.72	
					0.00
FLA4500	**ASP MIG 03**		**0.00**		
BBF		275,579.69		275,579.69	
					0.00
FLA4600	**ASP MIG 04**		**0.00**		
BBF		349,694.51		349,694.51	
					0.00
FLA4700	**ASP Firearm**		**0.00**		
BBF		46,748.92		46,748.92	
					0.00
FLA4800	**ASP AFIS VC 04**		**0.00**		
BBF		331,608.72		331,608.72	
					0.00
FLA4900	**ASP Mari Erad 05**		**0.00**		
BBF		360,495.17		360,495.17	
					0.00
FLA5000	**ASP AWIN 05**		**0.00**		
BBF		32,429,166.19		32,429,166.19	
					0.00
FLA5100	**ASP Smartzone**		**0.00**		
BBF		494,714.54		494,714.54	
					0.00
FLA5300	**ASP-ICAC 05**		**0.00**		
BBF		365,597.15		365,597.15	
					0.00
FLA5400	**ASP-AFIS 05**		**0.00**		
BBF		739,970.51		739,970.51	
					0.00
FLA5500	**ASP Meth 05**		**0.00**		
BBF		290,438.94		290,438.94	

Fund / Type	Fund Description / Type Description	Beginning Balance / Debits		Credits	Ending Balance
					0.00
FLA5600	ASP-AWIN COPPS Technology		0.00		
BBF		493,322.00		493,322.00	
					0.00
FLA5700	Marijuana Eradication 06		0.00		
BBF		366,987.43		366,987.43	
					0.00
FLA5800	2006 AFIS		0.00		
BBF		740,416.11		740,416.11	
					0.00
FLA5900	Marijuana Eradication 08 § 19-		0.00		
BBF		283,818.00		283,818.00	
					0.00
FLA6000	ASP Meth 06 (0960)		0.00		
BBF		254,176.60		254,176.60	
					0.00
FLA6100	Marijuana Eradication 2007-96		0.00		
BBF		301,166.59		301,166.59	
					0.00
FLA6200	LETPP Bomb Unit Equp (0960)		0.00		
BBF		974,720.28		974,720.28	
					0.00
FLA6300	ASP ICAC 07 (0960)		0.00		
BBF		619,010.15		619,010.15	
					0.00
FLA6400	ASP CID Wireless (0960)		0.00		
BBF		223,857.59		223,857.59	
					0.00
FLA6500	ASP Wrightsville Firing Range		0.00		
BBF		20,130.01		20,130.01	
					0.00
FLA6600	ASP Forensic Network (0960)		0.00		
BBF		398,676.32		398,676.32	
					0.00
FLA6800	ASP Tactical Vehicle		0.00		
BBF		382,094.57		382,094.57	
					0.00
FLA6900	Bomb Disposal/CBRNE (0960)		0.00		
BBF		131,092.94		131,092.94	
					0.00
FLA7000	ASP Meth 08 (0960)		0.00		
BBF		529,160.24		529,160.24	
					0.00
FLA7100	ASP marijuana Erad (0960)		0.00		
BBF		260,343.75		260,343.75	
					0.00
FLA7200	ASP Meth 09 (0960)		0.00		
BBF		509,947.05		509,947.05	
					0.00
FLA8400	ICAC 10 (0960)		0.00		

Fund	Fund Description	Beginning Balance		Ending Balance
Type	Type Description	Debits	Credits	
BBF		848,808.04	848,808.04	
				0.00
FLA8401	**ICAC 12**	**0.00**		
BBF		977,971.12	977,971.12	
				0.00
FLA8402	**INTER CRIMES AGAINST CHIL**	**0.00**		
BBF		966,037.73	966,037.73	
				0.00
FLA8500	**AWIN-SPECTRUM BAND 14 (0**	**0.00**		
BBF		3,154,557.33	3,154,557.33	
				0.00
FLA8501	**CAC TANF 2020 (0960)**	**-13,352.02**		
BBF		1,739,130.03	1,752,482.05	
				-13,352.02
FLA8502	**ICAC 19**	**-46,178.91**		
BBF		702,670.74	748,876.52	
				-46,205.78
FLA8600	**Fusion Center FY09 (0960)**	**0.00**		
BBF		532,930.35	532,930.35	
				0.00
FLA8700	**Fusion Center 11 ACT 284 12**	**0.00**		
BBF		185,282.06	185,282.06	
				0.00
FLA8701	**SHSP/LETPA Bomb Squad 11**	**0.00**		
BBF		325,876.36	325,876.36	
				0.00
FLA8800	**2010 Fusion Center 19-5-104**	**0.00**		
BBF		558,368.20	558,368.20	
				0.00
FLA8900	**Fusion Center 12 Act 284 12**	**0.00**		
BBF		71,090.17	71,090.17	
				0.00
FLA8950	**FUSION 13 (0960)**	**0.00**		
BBF		102,132.68	102,132.68	
				0.00
FLA8951	**BOMB 13 (0960)**	**0.00**		
BBF		20,123.74	20,123.74	
				0.00
FLA8960	**Fusion 14 (0960)**	**0.00**		
BBF		90,748.95	90,748.95	
				0.00
FLA8961	**Bomb 14 (0960)**	**0.00**		
BBF		182,508.56	182,508.56	
				0.00
FLA8962	**SWAT 14 (0960)**	**0.00**		
BBF		102,024.04	102,024.04	
				0.00
FLA9060	**Fusion 15 (0960)**	**0.00**		
BBF		69,959.18	69,959.18	
				0.00

Fund / Type	Fund Description / Type Description	Beginning Balance / Debits	Credits	Ending Balance
FLA9061	**Bomb 15 (0960)**	**0.00**		
BBF		94,570.97	94,570.97	
				0.00
FLA9062	**SWAT 15 (0960)**	**0.00**		
BBF		234,685.31	234,685.31	
				0.00
FLAARR1	**ASP Helicopter ARRA (0960)**	**0.00**		
BBF		3,500,000.00	3,500,000.00	
				0.00
FLAARRA	**ASP ICAC-ARRA (0960)**	**0.00**		
BBF		578,910.98	578,910.98	
				0.00
FLLCARE	**ADLL C.A.R.E.S.**	**0.00**		
BBF		450,000.00	450,000.00	
				0.00
FMD0000	**ADEM-Disaster Relief Fed**	**-161,662.49**		
BBF		2,125,114.71	2,282,277.20	
				-157,162.49
FMD0500	**ADEM-1400 DR PA**	**0.00**		
BBF		2,226,769.84	2,226,769.84	
				0.00
FMD0600	**ADEM-1400 DR HM**	**0.00**		
BBF		108,673.00	108,673.00	
				0.00
FMD0700	**ADEM Disaster Relief Pa1528-**	**0.00**		
BBF		3,394,473.61	3,394,473.61	
				0.00
FMD0800	**ADEM Disaster AssistanceHM**	**0.00**		
BBF		253,347.07	253,347.07	
				0.00
FMD0900	**ADEM AR ER**	**0.00**		
BBF		46,268,976.47	46,268,976.47	
				0.00
FMD0901	**ADEM Gustav LA-MOU (0995)**	**0.00**		
BBF		1,919,845.74	1,919,845.74	
				0.00
FMD0902	**ADEM 1793 DRPA (0995)**	**0.00**		
BBF		3,899,096.83	3,899,096.83	
				0.00
FMD0903	**ADEM 1804 (0995)**	**0.00**		
BBF		2,555,038.13	2,555,038.13	
				0.00
FMD0904	**ADEM 1819 DRPA (0995)**	**0.00**		
BBF		223,639,433.72	223,639,433.72	
				0.00
FMD0905	**ADEM 1834 DR PA (0995)**	**-15,210.29**		
BBF		5,248,539.75	5,263,750.04	
				-15,210.29
FMD0OLD	**Fmd-Old**	**0.00**		
BBF		943,871.03	943,871.03	

Fund / Type	Fund Description / Type Description	Beginning Balance / Debits		Credits	Ending Balance
					0.00
FMD1000	Disaster Relief/Public Assist		0.00		
BBF		2,415,919.55		2,415,919.55	
					0.00
FMD1001	Gustav LA MOU		0.00		
BBF		1,860,795.98		1,860,795.98	
					0.00
FMD1002	1845 DR PA		0.00		
BBF		9,048,298.00		9,048,298.00	
					0.00
FMD1003	ADEM 1758 DR HM (0995)		0.00		
BBF		592,856.52		592,856.52	
					0.00
FMD1004	ADEM 1793 DR HM (0995)		0.00		
BBF		612,876.18		612,876.18	
					0.00
FMD1005	ADEM 1804 DR HM (0995)		0.00		
BBF		315,051.72		315,051.72	
					0.00
FMD1006	ADEM 1819 DR HM (0995)		0.00		
BBF		30,131,275.11		30,131,275.11	
					0.00
FMD1007	ADEM 1834 DR HM (0995)		0.00		
BBF		1,291,547.11		1,291,547.11	
					0.00
FMD1008	ADEM 1845 DR HM (0995)		0.00		
BBF		1,387,143.88		1,387,143.88	
					0.00
FMD1009	ADEM 1861 DR PA (0995)		0.00		
BBF		15,409,504.32		15,409,504.32	
					0.00
FMD1010	ADEM 1872 (DRPA) (0620)		0.00		
BBF		9,338,318.70		9,338,318.70	
					0.00
FMD1011	ADEM 1861 DR HM (0995)		0.00		
BBF		1,304,288.99		1,304,288.99	
					0.00
FMD1012	ADEM 1872 DR HM (0995)		0.00		
BBF		1,424,322.17		1,424,322.17	
					0.00
FMD1100	ADEM 1636 DR HM Act 1393/0		0.00		
BBF		569,996.84		569,996.84	
					0.00
FMD1101	1975 Disaster Relief (0995)		0.00		
BBF		47,849,428.57		47,849,428.57	
					0.00
FMD1201	4000 Disaster Relief (0995)		0.00		
BBF		2,676,424.34		2,676,424.34	
					0.00
FMD1202	1975 Disaster Relief (0995)		0.00		

Fund	Fund Description	Beginning Balance			Ending Balance
Type	Type Description	Debits		Credits	
BBF		8,947,956.29		8,947,956.29	
					0.00
FMD1203	**Disaster Relief (0995)**		**0.00**		
BBF		82,289.20		82,289.20	
					0.00
FMD1301	**Disaster Relf Pub Assist (0995**		**0.00**		
BBF		8,301,325.17		8,301,325.17	
					0.00
FMD1302	**Disaster Rel Haz Mitig (0995)**		**0.00**		
BBF		1,447,388.71		1,447,388.71	
					0.00
FMD1401	**DisasterRelPubAssist (0995)**		**0.00**		
BBF		8,036,533.30		8,036,533.30	
					0.00
FMD1402	**4143 Disaster RelfAssist (0995**		**0.00**		
BBF		7,960,405.30		7,960,405.30	
					0.00
FMD1403	**4124 DisasterRelfHazMitg (099**		**0.00**		
BBF		1,231,718.21		1,231,718.21	
					0.00
FMD1404	**4143 DisasterRelfHazMitg (099**		**0.00**		
BBF		1,151,834.58		1,151,834.58	
					0.00
FMD1405	**4160 Disaster PublAssist (099**		**0.00**		
BBF		5,593,796.60		5,593,796.60	
					0.00
FMD1406	**Dis Rel Public Assist (0995)**		**0.00**		
BBF		9,393,709.08		9,393,709.08	
					0.00
FMD1408	**Dis Relief Haz Mitigation 0995**		**0.00**		
BBF		1,817,216.96		1,817,216.96	
					0.00
FMD1409	**DisRel HazMitigation (0995)**		**0.00**		
BBF		802,612.70		802,612.70	
					0.00
FMD1500	**ADEM-1011 DR HM-ADM**		**0.00**		
BBF		203.24		203.24	
					0.00
FMD1501	**Disaster Relief Pub Ass (0995)**		**-786.02**		
BBF		9,253,773.67		9,254,559.69	
					-786.02
FMD1502	**Disaster Rel Haz Mit (0995)**		**0.00**		
BBF		2,087,329.39		2,087,329.39	
					0.00
FMD1601	**4254 DIS REL PUB ASST (099**		**0.00**		
BBF		11,486,861.08		11,486,861.08	
					0.00
FMD1602	**4254 DIS REL HAZ MIT (0995)**		**0.00**		
BBF		2,036,292.96		2,036,292.96	
					0.00

Fund	Fund Description	Beginning Balance			Ending Balance
Type	Type Description	Debits		Credits	
FMD1603	**4270 Disa Relf PublAssit 0995**		**0.00**		
BBF		2,215,009.87		2,215,009.87	
					0.00
FMD1604	**4270 Diast Relf Haz Mitgt 0995**		**0.00**		
BBF		423,690.73		423,690.73	
					0.00
FMD1700	**ADEM-1111 DR HM-ADM**		**0.00**		
BBF		6,689.06		6,689.06	
					0.00
FMD1801	**4318 Disaster Rel Public Asst**		**-267.79**		
BBF		25,492,087.33		25,492,355.12	
					-267.79
FMD1802	**4318 Disaster Rel Haz Mitiga**		**-719.48**		
BBF		2,986,610.52		2,987,330.00	
					-719.48
FMD1900	**ADEM-1111 DR HM-Grnts**		**0.00**		
BBF		298,805.00		298,805.00	
					0.00
FMD1901	**4441 Disaster Relief Pub Asst**		**-4,352.72**		
BBF		27,214,758.56		27,219,111.28	
					-4,352.72
FMD1902	**4441 Disaster Relief Haz Mitig**		**-6,045.50**		
BBF		1,926,746.61		1,936,120.55	
					-9,373.94
FMD2000	**ADEM-1363 DR PA-SUB ADM**		**0.00**		
BBF		16,575.87		16,575.87	
					0.00
FMD2001	**4460 DR HM**		**-186.92**		
BBF		84,828.06		85,014.98	
					-186.92
FMD2002	**4460 DR PA**		**-814.86**		
BBF		2,420,925.47		2,421,740.33	
					-814.86
FMD2003	**4518 DR PA (0995)**		**-7,826.56**		
BBF		85,589,792.88		85,594,580.09	
					-4,787.21
FMD2005	**4544 DR PA (0995)**		**-401.30**		
BBF		1,739,578.85		1,739,980.15	
					-401.30
FMD2007	**4518 DR CC (0995)**		**0.00**		
BBF		601,817.86		601,817.86	
					0.00
FMD2008	**4556 DR PA (0995)**		**-974.27**		
BBF		6,130,258.97		6,131,233.24	
					-974.27
FMD2100	**ADEM 1450 DR PA**		**0.00**		
BBF		9,561,376.89		9,561,376.89	
					0.00
FMD2200	**ADEM 1450 DR HM**		**0.00**		
BBF		1,453,878.16		1,453,878.16	

Fund / Type	Fund Description / Type Description	Beginning Balance / Debits		Credits	Ending Balance
					0.00
FMD2300	**ADEM 1472 DR PA**		0.00		
BBF		5,350,600.83		5,350,600.83	
					0.00
FMD2400	**ADEM 1472 DR HM**		0.00		
BBF		1,075,157.30		1,075,157.30	
					0.00
FMD2500	**ADEM-1176 DR HM-Grnts**		0.00		
BBF		180,091.98		180,091.98	
					0.00
FMD2700	**ADEM-1111 DR PA-ADM**		0.00		
BBF		34,437.43		34,437.43	
					0.00
FMD2900	**ADEM Dr Public Assist 1516-0**		0.00		
BBF		7,136,541.91		7,136,541.91	
					0.00
FMD3000	**ADEM Dr Hazard Mitigation-09**		0.00		
BBF		410,263.19		410,263.19	
					0.00
FMD3100	**ADEM 1744 DRPA (0995)**		0.00		
BBF		5,221,125.43		5,221,125.43	
					0.00
FMD3200	**ADEM 1744 DRHM (0995)**		0.00		
BBF		1,820,232.28		1,820,232.28	
					0.00
FMD3500	**ADEM-1111 DR PA-Grnts**		0.00		
BBF		595,150.00		595,150.00	
					0.00
FMD3600	**ADEM 1751 DR PA (0995)**		0.00		
BBF		40,318,964.38		40,318,964.38	
					0.00
FMD3700	**ADEM 1751 DR HM (0995)**		0.00		
BBF		7,465,971.41		7,465,971.41	
					0.00
FMD3800	**ADEM 1758 DRPA (0995)**		0.00		
BBF		2,724,801.48		2,724,801.48	
					0.00
FMD4100	**ADEM-1266 DR PA-Grnts**		0.00		
BBF		90,742.83		90,742.83	
					0.00
FMD4200	**ADEM-1266 DR PA-ADM**		0.00		
BBF		5,767.55		5,767.55	
					0.00
FMD4300	**ADEM-1266 DR PA-MGT**		0.00		
BBF		17,511.01		17,511.01	
					0.00
FMD4500	**ADEM-1266 DR HM-Grnts**		0.00		
BBF		2,964,861.05		2,964,861.05	
					0.00
FMD4600	**ADEM-1266 DR HM-ADM**		0.00		

Fund	Fund Description	Beginning Balance			Ending Balance
Type	Type Description	Debits		Credits	
BBF		71,263.37		71,263.37	
					0.00
FMD4700	**ADEM-1266 DR HM-MGT**		**0.00**		
BBF		57,724.36		57,724.36	
					0.00
FMD5100	**ADEM-1176 DR PA-Grnts**		**0.00**		
BBF		537.00		537.00	
					0.00
FMD5300	**ADEM-1176 DR PA-ADM**		**0.00**		
BBF		34,261.08		34,261.08	
					0.00
FMD5500	**ADEM-1176 DR HM-MGT**		**-667.68**		
BBF		598.59		1,266.27	
					-667.68
FMD5600	**ADEM-1176 DR HM-ADM**		**0.00**		
BBF		10,783.92		10,783.92	
					0.00
FMD6500	**ADEM-PA ADM**		**-407.23**		
BBF		0.00		407.23	
					-407.23
FMD7000	**ADEM-1363 DR PA-GRANTS**		**0.00**		
BBF		722,832.67		722,832.67	
					0.00
FMD7100	**ADEM-1363 DR PA-ADM**		**0.00**		
BBF		10,757.12		10,757.12	
					0.00
FMD7200	**ADEM-1363 DR PA-MGT**		**0.00**		
BBF		19,696.44		19,696.44	
					0.00
FMD7300	**ADEM-1363 DR HM-ADM**		**0.00**		
BBF		431,683.37		431,683.37	
					0.00
FMD7400	**ADEM-1363 DR HM-MGT**		**0.00**		
BBF		200,000.00		200,000.00	
					0.00
FMD7500	**ADEM-PA MGT**		**-264.74**		
BBF		21.57		286.31	
					-264.74
FMD8000	**ADEM-1162 DR PA-Grnts**		**0.00**		
BBF		373,899.00		373,899.00	
					0.00
FMD8100	**ADEM-1162 DR HM-Grnts**		**0.00**		
BBF		844,275.44		844,275.44	
					0.00
FMD8300	**ADEM-1162 DR HM-MGT**		**0.00**		
BBF		34,112.40		34,112.40	
					0.00
FMD8400	**ADEM-1162 DR PA-ADM**		**0.00**		
BBF		2,209.48		2,209.48	
					0.00

Fund	Fund Description	Beginning Balance		Ending Balance
Type	Type Description	Debits	Credits	
FMD8500	**ADEM-1162 DR HM-ADM**	**0.00**		
BBF		721.33	721.33	
				0.00
FMD8900	**ADEM-1354 DR PA-75%**	**0.00**		
BBF		19,691,169.61	19,691,169.61	
				0.00
FMD9000	**ADEM-1354 DR PA-ADM**	**-12,706.41**		
BBF		467,451.53	480,157.94	
				-12,706.41
FMD9100	**ADEM-1354 DR PA-MGT**	**0.00**		
BBF		376,608.88	376,608.88	
				0.00
FMD9200	**ADEM-1354 DR PA-90%**	**0.00**		
BBF		68,249.50	68,249.50	
				0.00
FMD9300	**ADEM-1354 DR PA-100%**	**0.00**		
BBF		18,391,459.96	18,391,459.96	
				0.00
FMD9400	**ADEM-1354 DR PA-SUB ADM**	**0.00**		
BBF		982,492.11	982,492.11	
				0.00
FMD9500	**ADEM-1354 DR HM-SUB ADM**	**0.00**		
BBF		28,489,180.84	28,489,180.84	
				0.00
FMD9700	**ADEM-Disaster Admin**	**0.00**		
BBF		20,540.45	20,540.45	
				0.00
FMEARRA	**DHS FMAP ARRA111thCongrA**	**0.00**		
BBF		170,706,913.77	170,706,913.77	
				0.00
FMF0000	**State Military Federal**	**0.00**		
BBF		24,520.67	24,520.67	
				0.00
FMF0100	**Fed-Armory Assist**	**0.00**		
BBF		1,487,793.49	1,487,793.49	
				0.00
FMF0200	**Urban Assault Course (Mt)-097**	**0.00**		
BBF		2,179,249.83	2,179,249.83	
				0.00
FMF0300	**Fed-275 Trng Site**	**3,326,184.25**		
BBF		399,279,881.85	395,936,295.06	
				3,343,586.79
FMF0400	**Ft Chaffee Ammo Supply (097**	**0.00**		
BBF		16,007,960.20	16,007,960.20	
				0.00
FMF0500	**Fed-Army Aviation**	**0.00**		
BBF		33,895,550.40	33,895,550.40	
				0.00
FMF0700	**Fed-270 Trng Site**	**1,051,723.22**		
BBF		273,093,510.22	272,041,787.00	

Fund / Type	Fund Description / Type Description	Beginning Balance / Debits	Credits	Ending Balance
				1,051,723.22
FMF0OLD	**Fmf-Old**	**0.00**		
BBF		1,143,050.91	1,143,050.91	
				0.00
FMF1600	**AMD-Ft Chaffee Imp (0975)**	**0.00**		
BBF		1,607,997.61	1,607,997.61	
				0.00
FMF1800	**Fed-Warren Armory**	**0.00**		
BBF		3,430,108.50	3,430,108.50	
				0.00
FMF2200	**Fed-Ft Chaffee Salary**	**392,697.16**		
BBF		67,265,220.64	66,872,523.48	
				392,697.16
FMF2300	**Fed-Ft Chaffee Exp**	**2,645,988.13**		
BBF		152,211,395.87	149,543,557.46	
				2,667,838.41
FMF2400	**Fed-Distance Lrng**	**0.00**		
BBF		18,957.83	18,957.83	
				0.00
FMF2800	**Fed-Ammo Supply**	**0.00**		
BBF		4,461,250.41	4,461,250.41	
				0.00
FMF3500	**Fed-PEC Conf Ctr**	**0.00**		
BBF		29,792,965.93	29,792,965.93	
				0.00
FMF3600	**Military Fed Ready Bldg**	**0.00**		
BBF		1,000,016.85	1,000,016.85	
				0.00
FMF4100	**AMD Reg Training ComplexPh**	**0.00**		
BBF		7,246,594.50	7,246,594.50	
				0.00
FMF4500	**PEC GED Training Complex**	**0.00**		
BBF		19,787,936.43	19,787,936.43	
				0.00
FMF4600	**Ft Chaffee CSMS (0975)**	**0.00**		
BBF		27,444,759.02	27,444,759.02	
				0.00
FMF4700	**Cabot Readiness Center**	**0.00**		
BBF		10,938,435.59	10,938,435.59	
				0.00
FMF4800	**Camden Readiness Center**	**0.00**		
BBF		3,870,831.00	3,870,831.00	
				0.00
FMF4900	**Ft Chaffee Shoot House (0975)**	**0.00**		
BBF		2,195,629.00	2,195,629.00	
				0.00
FMF5000	**Access Control Bldg Camp Ro**	**91,888.01**		
BBF		1,715,662.52	1,623,774.51	
				91,888.01
FMF960X	**NW AR AMF Reserve 505/09**	**0.00**		

Fund	Fund Description	Beginning Balance		Ending Balance
Type	Type Description	Debits	Credits	
BBF		21,974,000.00	21,974,000.00	
				0.00
FMF960Z	**Searcy Field Maint 505/09**	**0.00**		
BBF		5,608,035.20	5,608,035.20	
				0.00
FMF961A	**FC Army Coll Train 505/09**	**0.00**		
BBF		7,188,805.25	7,188,805.25	
				0.00
FMF9T69	**Prof Ed Center (0975)**	**-4.55**		
BBF		2,533,818.54	2,533,823.09	
				-4.55
FMFARRA	**ARRA 2009 Act 2009 111th Co**	**0.00**		
BBF		12,707,717.00	12,707,717.00	
				0.00
FMFCX34	**FtChaffee Readiness Ctr 0975**	**-16,800.29**		
BBF		913,199.71	930,000.00	
				-16,800.29
FMFHOLD	**FEDERAL HOLDING ACCOUN**	**-2,717,977.30**		
BBF		168,187,615.71	170,905,593.01	
				-2,717,977.30
FMG0100	**OMIG-Fed (0035)**	**-5,512.94**		
BBF		7,390,254.49	7,394,832.28	
				-4,577.79
FMG0101	**OMIG-Federal**	**0.00**		
BBF		73,522.66	73,522.66	
				0.00
FMG0200	**EnterpriseFraud (0035)**	**-200,000.00**		
BBF		0.00	200,000.00	
				-200,000.00
FMT0000	**MTCC FY21 IMLS FedGrant 08**	**0.00**		
BBF		248,000.00	248,000.00	
				0.00
FNA0000	**Dept of Labor-Federal**	**0.00**		
BBF		498.32	498.32	
				0.00
FNA0OLD	**Fna-Old**	**0.00**		
BBF		13,970.23	13,970.23	
				0.00
FNA2100	**DOL-OSHA 01-Fed**	**0.00**		
BBF		433,765.68	433,765.68	
				0.00
FNA2200	**DOL-OSHA 02-Fed**	**0.00**		
BBF		1,021,394.84	1,021,394.84	
				0.00
FNA2300	**DOL OSHA Fed Grant 03**	**-141,420.97**		
BBF		20,922,149.39	21,063,537.96	
				-141,388.57
FNA3100	**DOL-MSHA 01-Fed**	**0.00**		
BBF		57,133.03	57,133.03	
				0.00

Fund / Type	Fund Description / Type Description	Beginning Balance / Debits	Credits	Ending Balance
FNA3200	**DOL-MSHA 02-Fed**	**0.00**		
BBF		98,881.62	98,881.62	
				0.00
FNA3300	**ADL MSHA Fed 03**	**-22,602.19**		
BBF		2,013,757.70	2,036,359.89	
				-22,602.19
FNA4100	**DOL-BLS 01-Fed**	**0.00**		
BBF		44,065.97	44,065.97	
				0.00
FNA4200	**DOL-BLS 02-Fed**	**0.00**		
BBF		82,700.00	82,700.00	
				0.00
FNA4300	**ADL BLS Fed 03**	**-68,063.96**		
BBF		1,925,072.81	1,993,136.77	
				-68,063.96
FNA5100	**DOL-OSHA 01-Fed Stat**	**0.00**		
BBF		10,133.26	10,133.26	
				0.00
FNA5200	**DOL-OSHA 02-Fed Stat**	**0.00**		
BBF		23,624.98	23,624.98	
				0.00
FNA5300	**ADL OSSC Fed 03**	**0.00**		
BBF		227,395.00	227,395.00	
				0.00
FNA6100	**DOL MSHAOG**	**0.00**		
BBF		2,500.00	2,500.00	
				0.00
FNM0000	**OIT National Map Developmen**	**0.00**		
BBF		24,002.59	24,002.59	
				0.00
FNM0100	**OIT Disaster Recovery**	**0.00**		
BBF		200,500.36	200,500.36	
				0.00
FNM0200	**AGIO AR Flood Mapping 06**	**0.00**		
BBF		122,500.00	122,500.00	
				0.00
FNM0300	**Flood Mapping § 19-5-104**	**0.00**		
BBF		225,492.31	225,492.31	
				0.00
FNM0400	**Stewardship Study (0470)**	**0.00**		
BBF		35,984.31	35,984.31	
				0.00
FNM0600	**Flood Map 296/09**	**0.00**		
BBF		112,258.51	112,258.51	
				0.00
FNM0700	**Stewardship Study 1499/09**	**0.00**		
BBF		13,403.24	13,403.24	
				0.00
FNM0800	**Framework Data Dev 1499/09**	**0.00**		
BBF		46,948.72	46,948.72	

Fund / Type	Fund Description / Type Description	Beginning Balance / Debits		Credits	Ending Balance
					0.00
FNM0900	**Moving Ahead Act 285 14 S5**		**0.00**		
BBF		434,855.53		434,855.53	
					0.00
FNMARRA	**Address Point Mapping (0472)**		**0.00**		
BBF		955,737.77		955,737.77	
					0.00
FOI0000	**DFA OIS IT FedProjects (0610)**		**0.00**		
BBF		3,920,370.71		3,920,370.71	
					0.00
FPB0100	**Apb Fed Catfish Feed Assist (**		**0.00**		
BBF		4,595,000.00		4,595,000.00	
					0.00
FPC0000	**Prosecutor Coordinator Feder**		**0.00**		
BBF		378.00		378.00	
					0.00
FPC0200	**Pros Coord-Violence Agnst W**		**0.00**		
BBF		18,552.64		18,552.64	
					0.00
FPC0300	**OPC-JohnRJusticeGrPrg (002**		**-350.00**		
BBF		251,094.00		251,444.00	
					-350.00
FPC0500	**OPC Bureau Just Asst Pro Gu**		**-11,549.03**		
BBF		387,823.51		399,372.54	
					-11,549.03
FPC0OLD	**Fpc-Old**		**0.00**		
BBF		8,885.38		8,885.38	
					0.00
FPC1000	**VOCA/IGS Cert Facilty Dog Pr**		**-29,067.51**		
BBF		68,400.85		97,253.08	
					-28,852.23
FPC9800	**Pros Coord Fed DLEP Grant**		**0.00**		
BBF		9,985.59		9,985.59	
					0.00
FPD0100	**Pub Def Off Atty Liason**		**0.00**		
BBF		1,120.03		1,120.03	
					0.00
FPF0000	**ADCC Federal**		**0.00**		
BBF		520.27		520.27	
					0.00
FPF0OLD	**Fpf-Old**		**0.00**		
BBF		2,122.80		2,122.80	
					0.00
FPF1000	**Res Substance Abuse Treat**		**0.00**		
BBF		3,333,400.73		3,333,400.73	
					0.00
FPF1100	**Perkins Welding Grant (0485)**		**0.00**		
BBF		83,946.00		83,946.00	
					0.00
FPF1200	**RSAT (0485)**		**0.00**		

Fund	Fund Description	Beginning Balance		Ending Balance
Type	Type Description	Debits	Credits	
BBF		308,445.39	308,445.39	
				0.00
FPF1300	**AR StateWide Planning Gr (04**	**0.00**		
BBF		38,625.22	38,625.22	
				0.00
FPF1400	**US Marshal East Grant (0485)**	**0.00**		
BBF		51,236.87	51,236.87	
				0.00
FPF1500	**Benton Hope (0485)**	**0.00**		
BBF		464,092.12	464,092.12	
				0.00
FPF1600	**AR Drug Crt Cap Bldg Prj (048**	**0.00**		
BBF		382,157.92	382,157.92	
				0.00
FPF1700	**Beyond the Walls Grant (0485)**	**0.00**		
BBF		628,966.53	628,966.53	
				0.00
FPF1800	**DCC PREA GrAct 218 (0485)**	**0.00**		
BBF		55,467.00	55,467.00	
				0.00
FPFARRA	**DCC ARRA (0485)**	**0.00**		
BBF		96,839.19	96,839.19	
				0.00
FPS0000	**AR PUBLIC SERVICE COMM**	**0.00**		
BBF		76,784.10	76,784.10	
				0.00
FPSARRA	**PSC-ARRA DOE FED (0450)**	**0.00**		
BBF		822,125.72	822,125.72	
				0.00
FPT0000	**Parks & Tourism-Federal**	**0.00**		
BBF		968,651.00	968,651.00	
				0.00
FPT0100	**PT-SCORP Oprs**	**-342,009.69**		
BBF		1,203,694.77	1,545,704.46	
				-342,009.69
FPT0200	**PT-SCORP Grnts**	**-1,946,766.91**		
BBF		14,104,231.88	16,050,998.79	
				-1,946,766.91
FPT0300	**PrairieGrove Battlefield (0900**	**0.00**		
BBF		82,000.00	82,000.00	
				0.00
FPT0400	**Travel Educ NatureTrailer(090(**	**0.00**		
BBF		15,900.00	15,900.00	
				0.00
FPT0500	**Cares Public Educa Ad Campa**	**0.00**		
BBF		650,000.00	650,000.00	
				0.00
FPT0OLD	**Fpt-Old**	**0.00**		
BBF		44,499.59	44,499.59	
				0.00

Fund / Type	Fund Description / Type Description	Beginning Balance / Debits	Credits	Ending Balance
FRP3852	**FVH Amer RescuePlan Act 250**	**-412,069.78**		
BBF		439,733.43	827,472.00	
				-387,738.57
FRP3854	**NLR Amer RescuePlan ACT 25**	**-1,182,103.00**		
BBF		0.00	1,182,103.00	
				-1,182,103.00
FRP3950	**ARPA Home Assist Fund Prog**	**0.00**		
BBF		13,332,232.52	13,332,232.52	
				0.00
FRP3952	**ARPA HOME Program**	**0.00**		
BBF		7,192.23	7,192.23	
				0.00
FRP5000	**DESE American Rescue Plan**	**-1,027.20**		
BBF		272,148,594.52	272,148,594.52	
				0.00
FRP5001	**ARPA-Homeless (0500)**	**0.00**		
BBF		647,524.83	647,524.83	
				0.00
FRP5003	**ARPA-Special Ed VI B**	**0.00**		
BBF		8,196,279.36	8,196,279.36	
				0.00
FRP5004	**ARPA-Special Ed Preschool**	**0.00**		
BBF		2,147,466.83	2,147,466.83	
				0.00
FRP5100	**ARPA School for the Blind**	**-13,531.53**		
BBF		17,868.91	31,400.44	
				-13,531.53
FRP5130	**ARPA School for the Deaf**	**-10,918.53**		
BBF		0.00	10,918.53	
				-10,918.53
FRP5160	**Rise Shine LearnLoss Proj AR**	**0.00**		
BBF		264,907.24	264,907.24	
				0.00
FRP5161	**COB Grnat ARPA 0516**	**0.00**		
BBF		696,369.00	696,369.00	
				0.00
FRP5162	**Rise &Shine Season 2 ARPA**	**-312,526.59**		
BBF		201,697.95	502,499.25	
				-300,801.30
FRP5190	**ARPA State Library (0519)**	**-65,296.34**		
BBF		2,484,135.66	2,549,432.00	
				-65,296.34
FRP5520	**ARPA NWTI DirStudentAid 055**	**-15,600.00**		
BBF		318,300.00	331,200.00	
				-12,900.00
FRP5521	**ARPA NWTI Inst'l Aid - 0552**	**-4,500.00**		
BBF		4,500.00	4,500.00	
				0.00
FRP5900	**CTE ARPA**	**-84.17**		
BBF		322,315.83	322,400.00	

Fund / Type	Fund Description / Type Description	Beginning Balance / Debits	Credits	Ending Balance
				-84.17
FRP6200	**ARPA State Fiscal Recover Fu**	**0.00**		
BBF		1,455,870.38	1,455,870.38	
				0.00
FRP6201	**ARPA Non-Entitlements Units**	**-123,990.27**		
BBF		108,037,862.40	108,161,852.67	
				-123,990.27
FRP6204	**ARPA Boys and Girls Club**	**0.00**		
BBF		8,812,400.00	8,812,400.00	
				0.00
FRP6205	**SFR CoalitionAgainstSexAssa**	**0.00**		
BBF		1,048,436.50	1,048,436.50	
				0.00
FRP6206	**CoalitionAgainstDomViolence**	**0.00**		
BBF		690,000.00	690,000.00	
				0.00
FRP6207	**Ozark Rape Crisis Inc 0620**	**0.00**		
BBF		687,309.34	687,309.34	
				0.00
FRP6208	**SFR Women and Children Firs**	**0.00**		
BBF		292,351.16	292,351.16	
				0.00
FRP645A	**ARPA Covid-19 Health Dispari**	**0.00**		
BBF		7,516.77	7,516.77	
				0.00
FRP645B	**ARPA Alternate Care Facilities**	**0.00**		
BBF		36,656,000.00	36,656,000.00	
				0.00
FRP645C	**ARPA Increaase Bed Capacity**	**0.00**		
BBF		15,205,000.00	15,205,000.00	
				0.00
FRP645D	**ARPA Rural Hosp Test & Mitig**	**-210,000.00**		
BBF		1,061,339.42	1,271,339.42	
				-210,000.00
FRP645E	**ARPA Public School Re-Openi**	**-371,432.32**		
BBF		6,866,025.42	6,948,127.42	
				-82,102.00
FRP645F	**ARPA Public Health Workforce**	**-43,035.67**		
BBF		630,369.67	630,369.67	
				0.00
FRP645G	**Increased Bed - StVincent 064**	**0.00**		
BBF		25,920,000.00	25,920,000.00	
				0.00
FRP645H	**Increased Bed StBernards 064**	**0.00**		
BBF		5,565,000.00	5,565,000.00	
				0.00
FRP645I		**0.00**		
BBF		2,736,000.00	2,736,000.00	
				0.00
FRP645K	**ARPA Advanced Molecular De**	**-14,673.32**		

Fund	Fund Description	Beginning Balance		Ending Balance
Type	Type Description	Debits	Credits	
BBF		131,828.97	146,877.82	
				-15,048.85
FRP645L	**ARPA COVIDVaccination Outre**	**-285,857.58**		
BBF		6,822,553.35	6,822,553.35	
				0.00
FRP645M	**Immunizations Media Campaig**	**0.00**		
BBF		1,548,074.28	1,548,074.28	
				0.00
FRP645N	**ARPA Vacc OutrchUnderserve**	**-6,780.75**		
BBF		2,983,821.11	2,990,601.86	
				-6,780.75
FRP645P	**ARPA Increase BedCap Mercy**	**0.00**		
BBF		5,686,112.00	5,686,112.00	
				0.00
FRP645Q	**ARPA Increase BedCap Conwa**	**0.00**		
BBF		7,650,000.00	7,650,000.00	
				0.00
FRP645R	**ARPA Increase BedCap Wash**	**0.00**		
BBF		1,440,000.00	1,440,000.00	
				0.00
FRP645S	**ARPA IncreaseBedCAP Childre**	**0.00**		
BBF		1,500,000.00	1,500,000.00	
				0.00
FRP645T	**ARPA IncreaseBedCap Baptist**	**0.00**		
BBF		7,938,000.00	7,938,000.00	
				0.00
FRP645U	**ARPA Increased Bed Cap UAM**	**0.00**		
BBF		4,747,500.00	4,747,500.00	
				0.00
FRP7121	**ARP DCFS ChildAbuse Prev G**	**0.00**		
BBF		30,467.71	50,321.61	
				-19,853.90
FRP7131	**ARP DCCECE Child Stabliz Gr**	**-1,153,812.50**		
BBF		136,677,035.95	137,830,848.45	
				-1,153,812.50
FRP7132	**ARP DCCECE Child Care Supp**	**275.32**		
BBF		66,979,846.90	67,033,718.31	
				-53,871.41
FRP7133	**ARP DCC Head Start 0710**	**0.00**		
BBF		201,012.00	201,012.00	
				0.00
FRP7140	**COVID Mitigation**	**0.00**		
BBF		170,401.88	170,401.88	
				0.00
FRP7141	**DAABH CommMenHealth BG (**	**-661.25**		
BBF		346,247.51	346,908.76	
				-661.25
FRP7142	**DAABH Sub Abuse BG 0710**	**0.00**		
BBF		159,233.54	159,233.54	
				0.00

Fund / Type	Fund Description / Type Description	Beginning Balance / Debits	Credits	Ending Balance
FRP7143	**DAABH Title VII OAA 0710**	**0.00**		
BBF		47,887.21	47,887.21	
				0.00
FRP7144	**DAABH Title III-B OAA 0710**	**0.00**		
BBF		2,307,270.15	2,307,270.15	
				0.00
FRP7145	**DAABH Title III-C2 OAA 0710**	**0.00**		
BBF		2,745,025.30	2,745,025.30	
				0.00
FRP7146	**DAABH Title III-C1 OAA 0710**	**0.00**		
BBF		1,356,894.20	1,356,894.20	
				0.00
FRP7147	**DAABH Title III-D OAA 0710**	**-13,412.00**		
BBF		165,386.84	165,386.84	
				0.00
FRP7148	**DAABH Title III-E OAA 0710**	**0.00**		
BBF		500,836.72	500,836.72	
				0.00
FRP7149	**DAABH Sub Abuse BG Mitigat**	**0.00**		
BBF		377,490.96	377,490.96	
				0.00
FRP7151	**ARPDCO SNAP State Admin E**	**0.00**		
BBF		2,332,600.92	2,332,600.92	
				0.00
FRP7161	**ARPA IDEA Supplemental Grai**	**-4,760.00**		
BBF		0.00	4,760.00	
				-4,760.00
FRP7171	**ARPDMS CV19 Skill Nurs BioV**	**-1,259.00**		
BBF		33,525,718.81	33,526,977.81	
				-1,259.00
FRP7172	**ARP DMS CV19Skill Nurs Staf**	**0.00**		
BBF		28,416,445.77	28,416,445.77	
				0.00
FRP7173	**ARPDMSCV19 Skill Nurs Prop**	**0.00**		
BBF		40,524,540.71	40,524,540.71	
				0.00
FRP7174	**ARPDMSCV19 Hosp Empty Re**	**0.00**		
BBF		96,228,000.00	96,228,000.00	
				0.00
FRP7175	**ARPDMSCV19 Hosp COVIDCo**	**0.00**		
BBF		22,214,512.51	22,214,512.51	
				0.00
FRP7176	**ARP DMS CV19 Hosp MAB Ad**	**0.00**		
BBF		9,627,055.91	9,627,055.91	
				0.00
FRP7177	**ARP DMS Home&CommtyBas**	**-11,355,709.03**		
BBF		165,809.00	11,521,518.03	
				-11,355,709.03
FRP7900	**ARPA Fiscal Recovery Broadb**	**-106,516,912.82**		
BBF		174,290,847.72	280,807,760.54	

Fund / Type	Fund Description / Type Description	Beginning Balance / Debits	Credits	Ending Balance
				-106,516,912.82
FRP7901	**ARPA Broadband Master Plan**	**-8,780.00**		
BBF		2,216,136.00	2,224,916.00	
				-8,780.00
FRP7903	**ARPA Broadband Office Admi**	**-1,439,279.43**		
BBF		310,720.57	1,750,000.00	
				-1,439,279.43
FRP8701	**DAH AAC ARPA FY22 Grant A**	**-20,700.00**		
BBF		764,000.00	784,700.00	
				-20,700.00
FRP9001	**Tourism EDA ARPA Grant (090**	**-40,757.40**		
BBF		102,942.63	143,700.03	
				-40,757.40
FRP9002	**ASP/WC Broadband ARPA**	**-1.68**		
BBF		202,058.32	202,060.00	
				-1.68
FRP9300	**ARPA Div of Environmental Qu**	**-768,209.40**		
BBF		23,280,705.80	23,914,068.82	
				-633,363.02
FRP9301	**ARPA ADEQ LIHEAP Water 09**	**-130,624.00**		
BBF		0.00	130,624.00	
				-130,624.00
FRP9950	**EMPG ARPA 21**	**-53,250.00**		
BBF		2,881.22	56,131.22	
				-53,250.00
FRPALLC	**ARPA Allocated Holding (610)**	**-90,099,903.49**		
BBF		646,515,198.71	736,615,102.20	
				-90,099,903.49
FRPHOLD	**Arkansas ARP Steering Com H**	**-843,165,115.52**		
BBF		736,156,513.28	1,579,321,628.80	
				-843,165,115.52
FSA1719	**DAH-FSA FED DIGITIZAT PRC**	**0.00**		
BBF		152,913.17	152,913.17	
				0.00
FSA1720	**National Digital Newspaper Pr**	**-5,700.27**		
BBF		319,182.67	324,882.94	
				-5,700.27
FSC0000	**Soil & Water Comm-Fed-(455)**	**0.00**		
BBF		17,348.49	17,348.49	
				0.00
FSC0300	**SW Flood Plain Indr-(455)**	**0.00**		
BBF		4,976.81	4,976.81	
				0.00
FSC0400	**Cwsrf Payroll**	**0.00**		
BBF		7,361,946.70	7,361,946.70	
				0.00
FSC0401	**Clean Water Indirect (0455)**	**0.00**		
BBF		46,008.10	46,008.10	
				0.00
FSC0402	**Clean Water Fees/Exp**	**0.00**		

Fund	Fund Description	Beginning Balance			Ending Balance
Type	Type Description	Debits		Credits	
BBF		1,767,799.40		1,767,799.40	
					0.00
FSC0500	**Fema Payroll**		**0.00**		
BBF		510,737.09		510,737.09	
					0.00
FSC0600	**NATL WATER RESOURCES QU**		**0.00**		
BBF		319,500.00		319,500.00	
					0.00
FSC0601	**Conserv Innovation Gr (0455)**		**0.00**		
BBF		292,971.51		292,971.51	
					0.00
FSC0700	**WATER USE-USGS FED GRAN**		**-5,799.17**		
BBF		203,471.83		218,512.93	
					-15,041.10
FSC0OLD	**Fsc-Old**		**0.00**		
BBF		290,709.41		290,709.41	
					0.00
FSC1000	**NRCS CONV TECH ASST (045**		**-55,640.87**		
BBF		3,211,770.95		3,267,411.82	
					-55,640.87
FSC1400	**AR Natural Resources Federal**		**0.00**		
BBF		1,951.61		1,951.61	
					0.00
FSC1600	**SW-Non Point Payroll-(455)**		**0.00**		
BBF		4,281,457.58		4,281,457.58	
					0.00
FSC1700	**SW-Non Point Grnts Ind-(455)**		**-677,280.07**		
BBF		10,570,756.53		11,248,036.60	
					-677,280.07
FSC1701	**ANRC SDC Drinking Water Gra**		**0.00**		
BBF		24,494.59		39,821.01	
					-15,326.42
FSC1900	**AR Natural Resources MMM 05**		**0.00**		
BBF		100,000.00		100,000.00	
					0.00
FSC1906	**Map Modernization Mgmt 2006**		**0.00**		
BBF		245,000.00		245,000.00	
					0.00
FSC1907	**Map Modernization Mgmt 2007**		**0.00**		
BBF		101,000.00		101,000.00	
					0.00
FSC1908	**MAP Moderaization 08 (0455)**		**0.00**		
BBF		150,000.00		150,000.00	
					0.00
FSC1909	**MAP Modernization 09 (0455)**		**0.00**		
BBF		120,000.00		120,000.00	
					0.00
FSC1910	**ANRC MAPS 2010 (0455)**		**0.00**		
BBF		120,000.00		120,000.00	
					0.00

Fund	Fund Description	Beginning Balance		Ending Balance
Type	Type Description	Debits	Credits	
FSC2010	**ANRC Natl Dam Safety (0455)**	**0.00**		
BBF		186,323.71	186,323.71	
				0.00
FSC2011	**National Dam Safety (0455)**	**0.00**		
BBF		169,132.50	169,132.50	
				0.00
FSC2012	**ANRC DamSafety FY12**	**0.00**		
BBF		114,795.54	114,795.54	
				0.00
FSC2013	**ANRC Dam Safety (0455)**	**0.00**		
BBF		303,108.17	303,108.17	
				0.00
FSC2014	**ANRC DamSafety (0455)**	**0.00**		
BBF		266,266.49	266,266.49	
				0.00
FSC2015	**ANRC DAM SAFETY -SDSG15**	**0.00**		
BBF		254,989.66	254,989.66	
				0.00
FSC2016	**ANRC Dam Safety-SDSG16 (0**	**-37.50**		
BBF		299,055.07	299,092.57	
				-37.50
FSC2017	**ANRC Dam Safety (0455)**	**0.00**		
BBF		209,345.72	209,345.72	
				0.00
FSC2018	**ANRC Dam Safety-SDSG18 (0**	**0.00**		
BBF		207,187.95	207,187.95	
				0.00
FSC2019	**ANRC Dam Safety-SDSG19 (0**	**0.00**		
BBF		215,213.59	215,213.59	
				0.00
FSC2020	**ANRC Dam Safety-SDSG20**	**-128,349.46**		
BBF		90,376.49	218,725.95	
				-128,349.46
FSC2100	**1aa Grant Fy 2001 Fsc-21 Dam**	**0.00**		
BBF		115,709.72	115,709.72	
				0.00
FSC2200	**ANRC NAT DAM SAF (0455)**	**0.00**		
BBF		110,782.76	110,782.76	
				0.00
FSC2400	**S&W Dam Inventory 04 (0455)**	**0.00**		
BBF		192,717.17	192,717.17	
				0.00
FSC2600	**Nat'l Dam Safety 06**	**0.00**		
BBF		103,827.80	103,827.80	
				0.00
FSC2700	**ANRC NAT DAM SAF (0455)**	**0.00**		
BBF		110,866.11	110,866.11	
				0.00
FSC2800	**ANRC NAT DAM SAF PRO (04!**	**0.00**		
BBF		71,521.91	71,521.91	

Fund	Fund Description	Beginning Balance			Ending Balance
Type	Type Description	Debits		Credits	
					0.00
FSC2900	**DAM Safety FY209 (0455)**		**0.00**		
BBF		170,437.31		170,437.31	
					0.00
FSC3000	**SW-Fy 00 Np Grnts Ind-(455)**		**0.00**		
BBF		1,728,363.54		1,728,363.54	
					0.00
FSC3010	**ANRC NonPoint FY2010 (0455)**		**0.00**		
BBF		2,947,488.25		2,947,488.25	
					0.00
FSC3020	**ANRC FEMACAPPSEE-20**		**-713,391.67**		
BBF		308,985.60		1,020,437.56	
					-711,451.96
FSC3100	**AR Natural Resources NPt 01**		**0.00**		
BBF		4,073,152.42		4,073,152.42	
					0.00
FSC3111	**ANRC Nonpt Source Poll (045**		**0.00**		
BBF		3,782,282.45		3,782,282.45	
					0.00
FSC3200	**S&W Non Point 2002**		**0.00**		
BBF		4,705,374.53		4,705,374.53	
					0.00
FSC3211	**ANRC NP Source Poll Ctrl (04**		**0.00**		
BBF		125,889.79		125,889.79	
					0.00
FSC3212	**ANRC NP SourcePoll Ctrl (045**		**0.00**		
BBF		300,000.00		300,000.00	
					0.00
FSC3300	**S&W Non Point 04**		**0.00**		
BBF		3,770,765.39		3,770,765.39	
					0.00
FSC3311	**NonPoint Pollution Ctrl (0455)**		**0.00**		
BBF		2,268,299.95		2,268,299.95	
					0.00
FSC3313	**ANRC NP Source Poll Contrl 2**		**-300.00**		
BBF		2,920,959.38		2,921,259.38	
					-300.00
FSC3314	**ANRC Nonpoint (0455)**		**0.00**		
BBF		3,217,718.90		3,217,718.90	
					0.00
FSC3315	**ANRC NP SOURCE POLL CON**		**0.00**		
BBF		3,000,602.04		3,000,602.04	
					0.00
FSC3316	**ANRC NP SOURCE POLL CON**		**-9,656.61**		
BBF		3,347,608.43		3,348,388.43	
					-780.00
FSC3317	**ANRC NP Source Poll Cont 20**		**-1,000.00**		
BBF		3,123,347.05		3,124,347.05	
					-1,000.00
FSC3318	**ANRC NP Source Poll Ctrl 201**		**-3,779.62**		

Fund	Fund Description	Beginning Balance			Ending Balance
Type	Type Description	Debits		Credits	
BBF		2,052,607.44		2,056,387.06	
					-3,779.62
FSC3319	**ANRC NP Source Poll Ctrl 201**		**-2,830.97**		
BBF		2,340,167.76		2,342,998.73	
					-2,830.97
FSC3320	**ANRC NP SourcePoll Control**		**-3,234.00**		
BBF		945,106.44		948,340.44	
					-3,234.00
FSC3400	**ASWC Non Point FY 2004**		**0.00**		
BBF		3,954,486.04		3,954,486.04	
					0.00
FSC3500	**SW-FY95 NP FSC**		**0.00**		
BBF		2.59		2.59	
					0.00
FSC3505	**ASWCC Non-Point 05**		**0.00**		
BBF		4,122,061.27		4,122,061.27	
					0.00
FSC3600	**SW-FY96 NP FSC**		**0.00**		
BBF		163,342.10		163,342.10	
					0.00
FSC3606	**ANRC NonPoint Source (0455)**		**0.00**		
BBF		4,862,930.36		4,862,930.36	
					0.00
FSC36A6	**Nonpoint Source Illinois River**		**0.00**		
BBF		56,847.00		56,847.00	
					0.00
FSC3700	**SW-FY97 NP FSC**		**0.00**		
BBF		124,858.40		124,858.40	
					0.00
FSC3707	**Non PT Source (0455)**		**0.00**		
BBF		3,839,281.66		3,839,281.66	
					0.00
FSC3800	**SW-FY98 NP FSC**		**0.00**		
BBF		665,741.07		665,741.07	
					0.00
FSC3808	**NP Source FY 2008 (0455)**		**0.00**		
BBF		4,711,461.24		4,711,461.24	
					0.00
FSC3900	**SW-FY99 NP FSC**		**0.00**		
BBF		1,775,487.18		1,775,487.18	
					0.00
FSC3909	**NP Source FY 2009 (0455)**		**0.00**		
BBF		3,801,894.85		3,801,894.85	
					0.00
FSC4010	**ANRC FEMA 2010 (0455)**		**0.00**		
BBF		468,064.11		468,064.11	
					0.00
FSC4013	**ANRC FEMA FY13 (0455)**		**0.00**		
BBF		713,044.68		713,044.68	
					0.00

Fund	Fund Description	Beginning Balance		Ending Balance
Type	Type Description	Debits	Credits	
FSC4014	**ANRC FEMA Fiscal 14 (0455)**	**0.00**		
BBF		605,217.74	605,217.74	
				0.00
FSC4015	**ANRC FEMA Fiscal 15 (0455)**	**0.00**		
BBF		576,291.29	576,291.29	
				0.00
FSC4016	**ANRC FEMA FISCAL 16 (0455)**	**0.00**		
BBF		571,758.04	571,758.04	
				0.00
FSC4017	**ANRC FEMACAPPSEE-17**	**0.00**		
BBF		599,453.38	599,453.38	
				0.00
FSC4018	**ANRC FEMACAPPSEE-18 (045**	**0.00**		
BBF		769,472.63	769,472.63	
				0.00
FSC4019	**ANRC FEMACAPPSEE-19 (045**	**-0.37**		
BBF		711,703.15	711,703.52	
				-0.37
FSC4020	**ANRC FEMA 2011 (0455)**	**0.00**		
BBF		857,372.76	857,372.76	
				0.00
FSC4021	**ANRC FEMA RepFloodClaim (**	**0.00**		
BBF		542,027.21	542,027.21	
				0.00
FSC4030	**ANRC FEMA CTP (0455)**	**-417,784.22**		
BBF		5,480,046.03	5,897,830.25	
				-417,784.22
FSC4031	**ANRC Flood Mgmt Assist (045**	**0.00**		
BBF		76,216.89	76,216.89	
				0.00
FSC4032	**ANRC FLOOD MGT ASST FY1**	**-170.58**		
BBF		267,831.87	268,002.45	
				-170.58
FSC4033	**ANRC FLOOD MGMT ASST FY**	**0.00**		
BBF		218,671.51	218,671.51	
				0.00
FSC4034	**ANRC Flood Mgmt Asst FY17(**	**-1,030.10**		
BBF		395,212.77	396,242.87	
				-1,030.10
FSC4035	**ANRC Flood Mgmt Assist (045**	**-192,635.32**		
BBF		1,629,669.17	1,822,304.49	
				-192,635.32
FSC4036	**ANRC Flood Mgmt Assit FY19**	**-20,731.55**		
BBF		152,144.20	172,875.75	
				-20,731.55
FSC4100	**SW-FEMA FY01 FSC**	**0.00**		
BBF		107,618.01	107,618.01	
				0.00
FSC4200	**Fed. Emerg. Mgmt. Agency**	**0.00**		
BBF		106,416.09	106,416.09	

Fund / Type	Fund Description / Type Description	Beginning Balance / Debits	Credits	Ending Balance
				0.00
FSC4300	S&W Fema 2003-(0455)	0.00		
BBF		106,278.00	106,278.00	
				0.00
FSC4400	S&W FEMA 04	0.00		
BBF		126,278.00	126,278.00	
				0.00
FSC4500	ASWCC FED EMERG. MGMT	0.00		
BBF		142,278.00	142,278.00	
				0.00
FSC4600	ANRC FEMA 06	0.00		
BBF		333,437.30	333,437.30	
				0.00
FSC4700	ANRC FEMA 2007 (0455)	0.00		
BBF		332,791.04	332,791.04	
				0.00
FSC4800	FEMA 2008 (0455)	0.00		
BBF		469,942.45	469,942.45	
				0.00
FSC4900	FEMA 2009 (0455)	0.00		
BBF		534,927.47	534,927.47	
				0.00
FSC5017	ANRC Dam Statewide Impact A	-22,309.13		
BBF		37,500.00	59,809.13	
				-22,309.13
FSC5A00	Clean Wtr Rvl Ln Prg-FSC5A	0.00		
BBF		310,140.24	310,140.24	
				0.00
FSC5C00	SW Clean Water Rvl Ln FY 02	0.00		
BBF		150,417.26	150,417.26	
				0.00
FSC5D00	S&W Clean Water 03 (0455)	0.00		
BBF		314,611.97	314,611.97	
				0.00
FSC5E00	ANRC Clean Water 2005-06 (04	0.00		
BBF		114,488.02	114,488.02	
				0.00
FSC5F00	ANRC Clean Water 07 (0455)	0.00		
BBF		330,586.69	330,586.69	
				0.00
FSC5G00	Clean Water 2009 (0455)	0.00		
BBF		334,738.86	334,738.86	
				0.00
FSC5H00	Clean Water FY2009 (0455)	0.00		
BBF		355,695.44	355,695.44	
				0.00
FSC5J00	Clean Wtr Rvl Ln Prg-FSC5J	0.00		
BBF		35,875.48	35,875.48	
				0.00
FSC5K00	Clean Wtr Rvl Ln Prg-FSC5K	0.00		

Fund	Fund Description	Beginning Balance			Ending Balance
Type	Type Description	Debits		Credits	
BBF		131,443.13		131,443.13	
					0.00
FSC5M00	**Clean Water Grant FY10 (0455)**		**-51,310.23**		
BBF		10,160,609.43		10,211,919.66	
					-51,310.23
FSC6000	**ASWCC Federal Grants**		**0.00**		
BBF		16,354.39		16,354.39	
					0.00
FSC6100	**ASWCC Ground Water 01**		**0.00**		
BBF		52,202.43		52,202.43	
					0.00
FSC6300	**ASWCC Ground Water 03**		**0.00**		
BBF		22,661.01		22,661.01	
					0.00
FSC6400	**ASWCC Groundwater 04**		**0.00**		
BBF		1,896,907.93		1,896,907.93	
					0.00
FSC6800	**ASWCC Federal Grants**		**0.00**		
BBF		61,597.66		61,597.66	
					0.00
FSC6900	**ASWCC Federal Grants**		**0.00**		
BBF		28,676.54		28,676.54	
					0.00
FSC7000	**ASWCC Wetland Grant 00**		**0.00**		
BBF		85,237.23		85,237.23	
					0.00
FSC7100	**SW-Wet Land Grnt FY01**		**0.00**		
BBF		93,000.02		93,000.02	
					0.00
FSC7200	**S&W Wetland Grant 2002**		**0.00**		
BBF		179,329.79		179,329.79	
					0.00
FSC7300	**S&W Wetlands Grants 03**		**0.00**		
BBF		120,000.00		120,000.00	
					0.00
FSC7400	**ASWCC Wetland Grant FY04**		**0.00**		
BBF		210,218.98		210,218.98	
					0.00
FSC7500	**SW-Wet Land Grnt FY95**		**0.00**		
BBF		17,535.05		17,535.05	
					0.00
FSC7506	**ANRC Wetlands 05**		**0.00**		
BBF		222,488.95		222,488.95	
					0.00
FSC7600	**SW-Wet Land Grnt FY96**		**0.00**		
BBF		59,438.09		59,438.09	
					0.00
FSC7606	**Wetlands 2006 (0455)**		**0.00**		
BBF		346,958.10		346,958.10	
					0.00

Fund	Fund Description	Beginning Balance			Ending Balance
Type	Type Description	Debits		Credits	
FSC7707	**ANRC Wetlands FY07 (0455)**		**0.00**		
BBF		272,237.67		272,237.67	
					0.00
FSC7808	**ANRC Wetlands (0455)**		**0.00**		
BBF		61,121.68		61,121.68	
					0.00
FSC7809	**Wet;amds GFC (0455)**		**0.00**		
BBF		179,022.48		179,022.48	
					0.00
FSC7812	**ANRC Wetland Grant HGM**		**0.00**		
BBF		220,400.00		220,400.00	
					0.00
FSC7900	**ASWCC Wetland Grant 99**		**0.00**		
BBF		77,658.00		77,658.00	
					0.00
FSC8000	**ASWCC HGM Grant 00**		**0.00**		
BBF		92,048.90		92,048.90	
					0.00
FSC8100	**Wetlands Game Fish Comm-F**		**0.00**		
BBF		110,000.00		110,000.00	
					0.00
FSC8200	**S&W GFC Wetland Grant 2002**		**0.00**		
BBF		260,000.00		260,000.00	
					0.00
FSC8300	**S&W Wetlands Gfc 03 (0455)**		**0.00**		
BBF		268,858.21		268,858.21	
					0.00
FSC8400	**ASWCC Wetlands Game Fish**		**0.00**		
BBF		310,000.00		310,000.00	
					0.00
FSC8500	**ANRC Wetlands GFC 05**		**0.00**		
BBF		265,542.14		265,542.14	
					0.00
FSC8601	**Wetlands GFC 2006**		**0.00**		
BBF		70,207.29		70,207.29	
					0.00
FSC8602	**Wetlands Ouachita 2006 (0455**		**0.00**		
BBF		109,887.14		109,887.14	
					0.00
FSC8707	**Wetlands-GFC-FY2007 (0455)**		**0.00**		
BBF		356,989.00		356,989.00	
					0.00
FSC9000	**Wetlands Game Fish Comm-F**		**0.00**		
BBF		12,500.00		12,500.00	
					0.00
FSC9100	**Wetlands Game Fish Comm-F**		**0.00**		
BBF		55,420.79		55,420.79	
					0.00
FSC9200	**ASWC Wetland Conference 03**		**0.00**		
BBF		31,000.00		31,000.00	

Fund / Type	Fund Description / Type Description	Beginning Balance / Debits	Credits	Ending Balance
				0.00
FSC9300	**S&W Wetland 2002(0455)**	**0.00**		
BBF		89,218.63	89,218.63	
				0.00
FSC9400	**ASWCC Wetlands**	**0.00**		
BBF		93,442.74	93,442.74	
				0.00
FSC9500	**ASWCC Wetlands**	**0.00**		
BBF		100,590.80	100,590.80	
				0.00
FSC9600	**ANRC Wetlands Block 05**	**0.00**		
BBF		473,626.19	473,626.19	
				0.00
FSC9606	**Gulf of Mexico**	**0.00**		
BBF		214,985.49	214,985.49	
				0.00
FSC9700	**Feral Swine Eradication Contr**	**-286,262.16**		
BBF		686,695.25	972,957.41	
				-286,262.16
FSCARRA	**Clean Water ARRA 849/09**	**0.00**		
BBF		25,636,500.00	25,636,500.00	
				0.00
FSD0000	**Disability Determination-Fed-(**	**0.00**		
BBF		38,346.92	38,346.92	
				0.00
FSD0100	**Dis Determination-Oprs**	**-2,790,971.48**		
BBF		745,310,673.07	747,891,431.33	
				-2,580,758.26
FSD0OLD	**Fsd-Old**	**0.00**		
BBF		356,409.74	356,409.74	
				0.00
FSK0000	**Spinal Cord Commission Fede**	**0.00**		
BBF		677.27	677.27	
				0.00
FSK0OLD	**Fsk-Old**	**0.00**		
BBF		5,706.08	5,706.08	
				0.00
FSK2300	**Spinal Cord CAPPS 3rd Yr**	**0.00**		
BBF		3,754.08	3,754.08	
				0.00
FSK3100	**Spinal Cord Surveillance Grnt**	**0.00**		
BBF		58,190.84	58,190.84	
				0.00
FSK3300	**Spinal Cord-CAPPS 4th Yr**	**-40,037.88**		
BBF		340,270.61	380,308.49	
				-40,037.88
FSKB300	**Spinal Cord CAPPS**	**0.00**		
BBF		14,294.18	14,294.18	
				0.00
FSP0100	**COVID-19 Reimbursement**	**0.00**		

Fund	Fund Description	Beginning Balance		Ending Balance
Type	Type Description	Debits	Credits	
BBF		263,601.88	263,601.88	
				0.00
FSP0200	**CESF Phase 2 DPS FY22 (9913**	**0.00**		
BBF		61,912.23	62,205.60	
				-293.37
FSPCAR1	**CARES Crime Vicims ReparFY**	**-45,200.51**		
BBF		57,399.49	102,600.00	
				-45,200.51
FSPCAR2	**CARES ASP Regulatory FY22**	**-103,248.47**		
BBF		493,751.00	596,999.47	
				-103,248.47
FSPCARE	**PublicSafety CARESCOVID19**	**0.00**		
BBF		266,294.75	266,294.75	
				0.00
FSS0000	**SOS Federal Help America Vot**	**-6.08**		
BBF		6,398,425.85	6,398,431.93	
				-6.08
FSS0100	**Sos Fed Hava Title I (0063)**	**-533.00**		
BBF		10,633,059.74	10,633,592.74	
				-533.00
FSS0200	**Sos Fed Hava Title Ii (0063)**	**0.00**		
BBF		30,495,012.49	30,495,012.49	
				0.00
FSS0300	**Sos Election Assist/Disabled-(**	**0.00**		
BBF		815,865.56	815,865.56	
				0.00
FSS0800	**2008 HAVA TITLE III (0063)**	**0.00**		
BBF		1,146,802.86	1,146,802.86	
				0.00
FSS0900	**2009 HAVA TITLS III (0063)**	**0.00**		
BBF		985,165.08	985,165.08	
				0.00
FSS1000	**2010 HAVA Title III EAC (0063)**	**0.00**		
BBF		675,700.35	675,700.35	
				0.00
FSS1100	**Fed Voting Assist Prog (0063)**	**0.00**		
BBF		259,000.00	259,000.00	
				0.00
FSS1200	**HAVA 2020 Section 101 (0063)**	**-3,614,257.99**		
BBF		1,443,839.66	5,058,097.65	
				-3,614,257.99
FSS1300	**2020 HAVA CARES Act Grant**	**-590.60**		
BBF		4,722,474.32	4,723,064.92	
				-590.60
FSS1400	**HAVA FY22 (0063)**	**-1,000,292.44**		
BBF		0.00	1,000,292.44	
				-1,000,292.44
FST0000	**ASTA Federal**	**0.00**		
BBF		32.69	32.69	
				0.00

Fund	Fund Description	Beginning Balance			Ending Balance
Type	Type Description	Debits		Credits	
FST0100	**AR EPSCOR Fed § 19-5-104**		**0.00**		
BBF		9,249,870.25		9,249,870.25	
					0.00
FST0200	**Sci & Tech-AR Mfg Ext Ntwk**		**0.00**		
BBF		19,145,117.17		19,145,117.17	
					0.00
FST0201	**AEDC-S/T Ex Ntwk Fed (790)**		**-1,400.00**		
BBF		6,949,117.17		6,950,517.17	
					-1,400.00
FST0202	**AEDC Mfg Extension Partners**		**-148,256.51**		
BBF		769,983.77		875,000.00	
					-105,016.23
FST0300	**State Industrial Assess (0327)**		**0.00**		
BBF		51,290.50		51,290.50	
					0.00
FST0301	**AEDC-AR STATE IND ASS (079**		**0.00**		
BBF		8,158.81		8,158.81	
					0.00
FST0400	**Engaging Amer Talent Conf 03**		**0.00**		
BBF		99,900.00		99,900.00	
					0.00
FST0500	**EPSCoR ASSET II Federal**		**0.00**		
BBF		17,037,792.25		17,037,792.25	
					0.00
FST0501	**AEDC-SciTech EPSCoR (790)**		**0.00**		
BBF		3,290,038.27		3,290,038.27	
					0.00
FST0600	**EPSCoR RII Trk2PltBioimage0**		**0.00**		
BBF		337,868.96		337,868.96	
					0.00
FST0601	**AEDC-S/T EPSCoR RII (790)**		**0.00**		
BBF		2,811,147.06		2,811,147.06	
					0.00
FST0700	**EPSCOR Ark Asset Initiative II**		**0.00**		
BBF		19,915,507.00		19,915,507.00	
					0.00
FST0701	**EPSCoR ASSET III, Track (790)**		**-289.53**		
BBF		175,964.96		176,254.49	
					-289.53
FST0800	**EPSCOR RII-Track-I Dart**		**-432,929.71**		
BBF		4,667,743.14		5,100,672.85	
					-432,929.71
FST0801	**EPSCOR RIITrack-I-DART Ind I**		**-22,222.79**		
BBF		55,923.14		78,145.93	
					-22,222.79
FST0OLD	**Fst-Old**		**0.00**		
BBF		20,190.03		20,190.03	
					0.00
FST1000	**USDA Rural Bus Dev Retail Att**		**0.00**		
BBF		15,823.00		15,823.00	

Fund / Type	Fund Description / Type Description	Beginning Balance / Debits		Credits	Ending Balance
					0.00
FSTARR1	**Health Info Tech (0327)**		**0.00**		
BBF		1,472,006.48		1,472,006.48	
					0.00
FSTARRA	**AR Indust Energy Clrhouse 03**		**0.00**		
BBF		109,353.93		109,353.93	
					0.00
FTA0OLD	**Fta-Old**		**0.00**		
BBF		720.96		720.96	
					0.00
FTA7500	**AR Valley TI-Fed-Carl Perkins**		**0.00**		
BBF		313,697.97		313,697.97	
					0.00
FTB0OLD	**Ftb-Old**		**0.00**		
BBF		17,188.79		17,188.79	
					0.00
FTB7300	**Cotton Boll TI-Fed-ABE**		**0.00**		
BBF		392,325.30		392,325.30	
					0.00
FTC0000	**Crowley's Ridge Federal**		**0.00**		
BBF		105.89		105.89	
					0.00
FTC0OLD	**Ftc-Old**		**0.00**		
BBF		19,187.94		19,187.94	
					0.00
FTC7300	**Crowley's Ridge TI-Fed-ABE**		**0.00**		
BBF		1,770,139.45		1,770,139.45	
					0.00
FTC7301	**CRTI-Federal (0170)**		**-312.71**		
BBF		26,074.78		26,387.49	
					-312.71
FTC7500	**Crowleys Rdge Ti-Fed-Carl Pe**		**0.00**		
BBF		13,074.81		13,074.81	
					0.00
FTC7900	**Crowley's Ridge Federal**		**0.00**		
BBF		3,125.28		3,125.28	
					0.00
FTD0OLD	**Ftd-Old**		**0.00**		
BBF		8,684.70		8,684.70	
					0.00
FTD7300	**Delta TI-Fed-ABE**		**0.00**		
BBF		25,737.08		25,737.08	
					0.00
FTD7500	**Delta TI-Fed-Carl Perkins**		**0.00**		
BBF		88.20		88.20	
					0.00
FTE0OLD	**Fte-Old**		**0.00**		
BBF		1,074.86		1,074.86	
					0.00
FTE7300	**Forest Echoes TI-ABE**		**0.00**		

Fund	Fund Description	Beginning Balance		Ending Balance
Type	Type Description	Debits	Credits	
BBF		69,193.33	69,193.33	
				0.00
FTF0000	**Foothills TI-Federal**	**0.00**		
BBF		597.97	597.97	
				0.00
FTF0OLD	**Ftf-Old**	**0.00**		
BBF		22,839.08	22,839.08	
				0.00
FTF7300	**Foothills TI-Federal ABE**	**0.00**		
BBF		304,202.26	304,202.26	
				0.00
FTF7500	**Foothills TI-Fed-Carl Perkins**	**0.00**		
BBF		843,471.20	843,471.20	
				0.00
FTG0OLD	**Ftg-Old**	**0.00**		
BBF		250.13	250.13	
				0.00
FTG5000	**Great R TI Small business**	**0.00**		
BBF		34,845.50	34,845.50	
				0.00
FTG7300	**Great Rivers TI- Fed ABE**	**0.00**		
BBF		39,958.55	39,958.55	
				0.00
FTN0OLD	**Ftn-Old**	**0.00**		
BBF		1,405.91	1,405.91	
				0.00
FTN7300	**Northwest TI-Fed ABE**	**-50,751.49**		
BBF		3,962,643.74	4,013,395.23	
				-50,751.49
FTN7900	**Northwest TI Federal**	**-1,898.41**		
BBF		11,101.65	13,000.06	
				-1,898.41
FTR0000	**RTI Workplace Transition Trng**	**0.00**		
BBF		1,423,811.70	1,423,811.70	
				0.00
FTS0000	**CARES M&R PPE DIST PROGI**	**0.00**		
BBF		3,982,728.04	3,982,728.04	
				0.00
FTS0100	**CARES Cybersecurity/DCO Pr**	**-188,113.82**		
BBF		34,524,281.59	34,716,113.75	
				-191,832.16
FVD0000	**Victimes Justice Assistance**	**-14,346.80**		
BBF		209,736,178.53	209,742,479.17	
				-6,300.64
FVD0001	**Family Violence Prevent Servs**	**0.00**		
BBF		157,171.91	157,171.91	
				0.00
FVD0F0F	**VJA-2000 FVPS**	**0.00**		
BBF		150,434.72	150,434.72	
				0.00

Fund / Type	Fund Description / Type Description	Beginning Balance / Debits		Credits	Ending Balance
FVD0OLD	**Fvd-Old**		**0.00**		
BBF		38,138.56		38,138.56	
					0.00
FVD0S0S	**VJA-2000**		**0.00**		
BBF		1,059,926.17		1,059,926.17	
					0.00
FVD0V0V	**VJA-2000**		**0.00**		
BBF		965,020.55		965,020.55	
					0.00
FVD1F1F	**Family Violence-FVPS 2001**		**0.00**		
BBF		1,060,446.03		1,060,446.03	
					0.00
FVD1S1S	**Family Violence-STOP 2001**		**0.00**		
BBF		1,018,758.77		1,018,758.77	
					0.00
FVD1V1V	**Family Violence-VOCA 2001**		**0.00**		
BBF		3,608,856.38		3,608,856.38	
					0.00
FVD6S6S	**1996 STOP-Pymnts**		**0.00**		
BBF		490.00		490.00	
					0.00
FVD7S7S	**1997 STOP-Pymnts**		**0.00**		
BBF		2,526.85		2,526.85	
					0.00
FVD7V7V	**1996 VOCA-Pymnts**		**0.00**		
BBF		239.16		239.16	
					0.00
FVD8S8S	**1998 STOP-Pymnts**		**0.00**		
BBF		30,006.94		30,006.94	
					0.00
FVD8V8V	**1998 VOCA-Pymnts**		**0.00**		
BBF		900.94		900.94	
					0.00
FVD9S9S	**1999 STOP-Pymnts**		**0.00**		
BBF		683,949.44		683,949.44	
					0.00
FVD9V9V	**1999 VOCA-Pymnts**		**0.00**		
BBF		8,392.47		8,392.47	
					0.00
FVDOVOV	**Family Violence-VOCA 2000**		**0.00**		
BBF		57,361.99		57,361.99	
					0.00
FVT0000	**DFA Director VoTech**		**0.00**		
BBF		174,469.77		174,469.77	
					0.00
FVV0100	**Dept of Veterans Affairs-Oprs**		**0.00**		
BBF		3,662,297.27		3,662,297.27	
					0.00
FVV0200	**Birdeye Cemetery (0385)**		**0.00**		
BBF		7,081,486.03		7,081,486.03	

Fund / Type	Fund Description / Type Description	Beginning Balance / Debits	Credits	Ending Balance
				0.00
FVV0300	NLR Cemetery Columbarium (	0.00		
BBF		537,790.46	537,790.46	
				0.00
FVV0400	NLR Cemetery Matin (0385)	0.00		
BBF		621,551.08	621,551.08	
				0.00
FVV0500	NLRCemetery Expansion (038	0.00		
BBF		4,176,136.66	4,176,136.66	
				0.00
FVV0700	CAVH-St Vet Home Cons (0385	0.00		
BBF		20,416,619.01	20,416,619.01	
				0.00
FVV0800	NLR Cemetery Expansion (038	0.00		
BBF		5,539,870.81	5,539,870.81	
				0.00
FVV0900	NLR Cemetery Expan Fed Pha	-196,087.45		
BBF		2,609,700.35	2,805,787.80	
				-196,087.45
FVV0OLD	Fvv-Old	0.00		
BBF		1,781.24	1,781.24	
				0.00
FVV2200	St Vet Hm-Fayetteville	0.00		
BBF		4,745,644.00	4,745,644.00	
				0.00
FWF0000	Dept of Human Srvs-Federal	-57,654,090.44		
BBF		1,860,239,167.21	1,917,896,470.11	
				-57,657,302.90
FWF0100	Dept Of Human Srvs-Hldg Acc	-21,404,045.20		
BBF		131,818,481.52	153,222,526.72	
				-21,404,045.20
FWF0200	Dept of Human Srvs-DYS Grnt	-693,060.83		
BBF		104,573,737.17	105,266,798.00	
				-693,060.83
FWF0400	County Oprs-Shelter Plus Care	0.00		
BBF		21,375,164.48	21,375,164.48	
				0.00
FWF0700	DHS-Mental Hlth-Block Grnts	-13,421.32		
BBF		77,606,141.87	77,619,563.19	
				-13,421.32
FWF0OLD	Fwf-Old	0.00		
BBF		1,344,731.85	1,344,731.85	
				0.00
FWF1900	County Oprs-Weatherization	0.00		
BBF		98,146,188.86	98,146,188.86	
				0.00
FWF2100	County Oprs-Homeless	-396,609.26		
BBF		48,457,749.95	48,925,213.27	
				-467,463.32
FWF2500	Parent Counsel	0.00		

Fund / Type	Fund Description / Type Description	Beginning Balance / Debits	Credits	Ending Balance
BBF		1,535,301.06	1,535,301.06	
				0.00
FWF2900	**County Oprs-Emerg Food**	**0.00**		
BBF		12,440,757.28	12,440,757.28	
				0.00
FWF3000	**DHS-DCCECE-Sp Nutrition Prg**	**913,953.91**		
BBF		1,061,470,457.01	1,060,989,136.78	
				481,320.23
FWF3100	**Commodities & Dist USDA Fu**	**67,588.21**		
BBF		1,594,206.48	1,516,732.97	
				77,473.51
FWF3400	**County Oprs-Emerg Assist**	**0.00**		
BBF		418,648,948.15	418,648,948.15	
				0.00
FWF3500	**County Oprs-Lead Based Hzd**	**0.00**		
BBF		148,442.15	148,442.15	
				0.00
FWF4400	**County Oprs-Vietnamese Refg**	**-112,049.01**		
BBF		176,776,545.04	176,888,594.05	
				-112,049.01
FWF4500	**Emerg Rental Assist CARES 2**	**-22,930,465.74**		
BBF		150,915,995.02	173,734,720.83	
				-22,818,725.81
FWF5000	**DHS CARES Act COVID-19 (07**	**-5,000.00**		
BBF		307,821,623.87	307,826,623.87	
				-5,000.00
FWF5400	**DHS-Crippled Children**	**-274,169.04**		
BBF		13,365,192.59	13,639,361.63	
				-274,169.04
FWF5500	**Booneville Cap Imp (0710)**	**-17,574,970.24**		
BBF		5,701,449.76	23,276,420.00	
				-17,574,970.24
FWF6900	**DHS-DCCECE-Childhood Grar**	**-409,163.35**		
BBF		804,486,038.11	804,896,951.46	
				-410,913.35
FWS0000	**Fed Grants Workforce Svs (08**	**0.00**		
BBF		4,838,571.52	4,838,571.52	
				0.00
FYP0000	**Dept of Envir Quality-Fed**	**-394,314.86**		
BBF		951,374,868.90	951,714,068.32	
				-339,199.42
FYP0100	**Dept of Envir Quality-Oprs**	**0.00**		
BBF		405,653,292.23	405,653,292.23	
				0.00
FYP0300	**DEQ Sep Federal Plan (930)**	**-1,302,718.14**		
BBF		2,211,109.74	3,513,827.88	
				-1,302,718.14
FYP0400	**Weatherization Program**	**-517,380.20**		
BBF		9,728,311.20	10,146,515.78	
				-418,204.58

Fund	Fund Description	Beginning Balance		Ending Balance
Type	Type Description	Debits	Credits	
FYP0500	**Low Inc Home Eng Asst**	**-8,523,750.92**		
BBF		100,343,156.42	108,735,727.93	
				-8,392,571.51
FYP0600	**LIHEAP CARES Act (0930)**	**-141,792.06**		
BBF		8,129,613.10	8,271,405.16	
				-141,792.06
FYP0OLD	**Fyp-Old**	**0.00**		
BBF		134,440.55	134,440.55	
				0.00
FYP3401	**ADEQ LIHEAP Oper**	**0.00**		
BBF		10,743.50	10,743.50	
				0.00
FYP5500	**DEQ-Fed-Pine Bluff Arsenal**	**0.00**		
BBF		4,690,750.87	4,690,750.87	
				0.00
FZF0000	**Federal Forest Reserve**	**0.00**		
BBF		1,395,177.31	1,395,177.31	
				0.00
FZF0100	**Fed Forest Resv-Dept of Ed**	**0.00**		
BBF		1,516,167.56	1,516,167.56	
				0.00
FZF0200	**Fed Forest Res-Aud Of St-(059**	**0.00**		
BBF		19,835,576.33	19,835,576.33	
				0.00
FZF0OLD	**Fzf-Old**	**0.00**		
BBF		473,253.42	473,253.42	
				0.00
FZF1001	**Fed Forest Resv-Dept of Ed**	**0.00**		
BBF		104,264,158.16	104,264,158.16	
				0.00
GAD0000	**General Rev Allotment Reserv**	**-799,172,926.49**		
BBF		4,190,524,689.48	5,768,739,590.29	
				-1,578,214,900.81
GAD0100	**General Rev Allotment Reserv**	**0.00**		
BBF		44,016,774.00	44,016,774.00	
				0.00
GAD0200	**Gen Rev Allot Reserve UALR**	**0.00**		
BBF		4,995,513.29	4,995,513.29	
				0.00
GAD0600	**Gen Rev Allot Reserve ADE Se**	**0.00**		
BBF		240,091.68	240,091.68	
				0.00
GAD0700	**Gen Rev Allot Reserve Waldro**	**0.00**		
BBF		208,150.00	208,150.00	
				0.00
GAD0800	**ASP Airplane (0960)**	**0.00**		
BBF		14,000,000.00	14,000,000.00	
				0.00
GAD0OLD	**Gad-Old**	**0.00**		
BBF		43,919.00	43,919.00	

Fund / Type	Fund Description / Type Description	Beginning Balance / Debits	Credits	Ending Balance
				0.00
GADHOLD	**GR Allot Reserve Set Aside**	**-1,233.57**		
BBF		232,493,657.79	232,494,891.36	
				-1,233.57
GPR0000	**AR Real Property Reapraisal**	**0.00**		
BBF		23,086.50	23,086.50	
				0.00
GPR0100	**AR Real Property Reapraisal**	**-1,161,800.00**		
BBF		302,185,682.83	303,347,482.83	
				-1,161,800.00
GPR0OLD	**Gpr-Old**	**0.00**		
BBF		40,797.75	40,797.75	
				0.00
HAD0000	**Dept of Agriculture**	**-604,835.33**		
BBF		320,925,957.72	321,526,437.33	
				-600,479.61
HAD0100	**Dept of Agriculture ALPC**	**-125.00**		
BBF		56,880,059.97	56,880,184.97	
				-125.00
HAD0101	**AR Agri Dept**	**0.00**		
BBF		282,824.22	282,824.22	
				0.00
HAD0200	**Dept of Agriculture AFC**	**-29,763.15**		
BBF		134,710,375.89	134,737,244.04	
				-26,868.15
HAD0300	**Dept of Agriculture PB**	**-1,717.49**		
BBF		38,335,156.73	38,336,874.22	
				-1,717.49
HAD0400	**Dept of Agriculture Sec Office**	**0.00**		
BBF		21,715,234.15	21,715,234.15	
				0.00
HBS0000	**Services for Blind**	**0.00**		
BBF		1,995,779.00	1,995,779.00	
				0.00
HCA0000	**DOC Inmate Care/Custody**	**0.00**		
BBF		7,491,662,378.83	7,491,662,378.83	
				0.00
HCA0100	**DOC Inmate Care/Custody**	**-23,661,826.74**		
BBF		6,445,409,994.05	6,468,869,110.52	
				-23,459,116.47
HCA0101	**DOC Inmate Care/Cust**	**0.00**		
BBF		10,140,252.93	10,140,252.93	
				0.00
HCA0200	**ADC Inmate Care/Custoday-04**	**0.00**		
BBF		2,650,000.00	2,650,000.00	
				0.00
HCA0300	**Legal Claims**	**0.00**		
BBF		721,118.27	721,118.27	
				0.00
HCA0OLD	**Hca-Old**	**0.00**		

Fund / Type	Fund Description / Type Description	Beginning Balance / Debits	Credits	Ending Balance
BBF		5,560,531.58	5,560,531.58	
				0.00
HCACARE	**DOC CARES (0480)**	**-169.94**		
BBF		7,499,830.06	7,500,000.00	
				-169.94
HCACOMP	**Holiday Comp Supplemental**	**0.00**		
BBF		9,000,000.00	9,000,000.00	
				0.00
HCAHOLD	**ADC Other (0480)**	**0.00**		
BBF		9,265,074.37	9,265,074.37	
				0.00
HCAST13	**Straight Time Pymts (0480(**	**0.00**		
BBF		1,918,171.69	1,918,171.69	
				0.00
HCP0000	**Div Community Correction**	**0.00**		
BBF		1,742,135,342.66	1,742,135,342.66	
				0.00
HCP0016	**Drug Ct 16th Dist Act 1286/07**	**0.00**		
BBF		351,238.10	351,238.10	
				0.00
HCP0100	**Div Community Correction**	**-365,438.11**		
BBF		1,556,091,703.77	1,556,403,791.27	
				-312,087.50
HCP0200	**ADCC Technical Violator**	**0.00**		
BBF		4,792,350.70	4,792,350.70	
				0.00
HCP0300	**ADCC Washington Co Jail**	**0.00**		
BBF		110,000.00	110,000.00	
				0.00
HCP0400	**Public Safety Plan GIF19-5-302**	**0.00**		
BBF		14,263,846.09	14,263,846.09	
				0.00
HCP0700	**ADCC Res Substance Abuse**	**0.00**		
BBF		9,082.60	9,082.60	
				0.00
HCP0900	**ADCC Cash Balance**	**0.00**		
BBF		0.79	0.79	
				0.00
HCP0OLD	**Hcp-Old**	**0.00**		
BBF		101,568.54	101,568.54	
				0.00
HCP1000	**ADCC Res Substance Abuse**	**0.00**		
BBF		49.85	49.85	
				0.00
HCP1100	**Tobacco Cessation DHS (0485**	**0.00**		
BBF		1,894,140.00	1,894,140.00	
				0.00
HCP1300	**DCC-WhiteRiverBates19-5-302**	**-4,352,470.00**		
BBF		0.00	4,352,470.00	
				-4,352,470.00

Fund / Type	Fund Description / Type Description	Beginning Balance / Debits	Credits	Ending Balance
HCP485F	**Dept Community Corr 19-5-30**	**-79,676.56**		
BBF		1,093,406.42	1,173,082.98	
				-79,676.56
HCPHOLD	**Drug Ct Franklin Cty Rainy Da**	**0.00**		
BBF		203,372.00	203,372.00	
				0.00
HEG0000	**Higher Education Grants**	**-15,590,830.80**		
BBF		1,014,243,088.56	1,029,833,919.36	
				-15,590,830.80
HEG0100	**HE Dentistry Scholarships**	**-268,481.42**		
BBF		54,971,288.37	55,239,769.79	
				-268,481.42
HEG0101	**HE Dental Loans**	**0.00**		
BBF		10,931,643.95	10,931,643.95	
				0.00
HEG0300	**HE Optometry Scholarships**	**0.00**		
BBF		9,725,000.00	9,725,000.00	
				0.00
HEG0400	**HE Veterinary Scholarships**	**-941.60**		
BBF		22,610,619.73	22,611,561.33	
				-941.60
HEG0600	**HE Chiropractic Scholarship**	**-52,180.00**		
BBF		3,118,075.00	3,156,927.00	
				-38,852.00
HEG0700	**HE Podiatry Scholarships**	**0.00**		
BBF		698,000.00	698,000.00	
				0.00
HEG0800	**HE Osteopathy Scholarships**	**0.00**		
BBF		2,873,166.00	2,873,166.00	
				0.00
HEG0OLD	**Heg-Old**	**0.00**		
BBF		544,788.39	544,788.39	
				0.00
HEG1000	**ADHE-AR Future (0700)**	**-1,904.98**		
BBF		7,999,082.86	8,000,987.84	
				-1,904.98
HEG1100	**DHE Osteo RMSP**	**-483,000.00**		
BBF		0.00	483,000.00	
				-483,000.00
HEG7000	**HE COOP Program**	**0.00**		
BBF		510.00	510.00	
				0.00
HEG7021	**HE Student Assistance Grant**	**0.00**		
BBF		613,328.57	613,328.57	
				0.00
HEG7022	**HE Teacher Retraining**	**-13,818.46**		
BBF		22,664,923.93	22,678,742.39	
				-13,818.46
HEG7023	**HE AR Opportunity Scholarshi**	**0.00**		
BBF		1,250.00	1,250.00	

Fund	Fund Description	Beginning Balance			Ending Balance
Type	Type Description	Debits		Credits	
					0.00
HEG7024	**HE National Guard Tuition**		**-3,990.86**		
BBF		21,769,727.82		21,773,718.68	
					-3,990.86
HEG7025	**HE Tuition Adjustment**		**0.00**		
BBF		6,122,301.00		6,122,301.00	
					0.00
HEG7026	**High Ed-Math Sci Ln Tcher-(70**		**0.00**		
BBF		630,314.68		630,314.68	
					0.00
HEG7028	**HE Junior/Senior Minority**		**0.00**		
BBF		2,962,380.36		2,962,380.36	
					0.00
HEG7029	**HE AR Geo Minority Teacher**		**-87.37**		
BBF		1,775,788.97		1,775,876.34	
					-87.37
HEG7030	**HE POW/MIA Depend Scholar**		**-117,074.22**		
BBF		12,212,896.81		12,329,971.03	
					-117,074.22
HEG7031	**HE SEC Effort Scholar**		**0.00**		
BBF		255,709.00		255,709.00	
					0.00
HEG7032	**He-Sreb Minority Doctoral Sch**		**0.00**		
BBF		3,803,000.00		3,803,000.00	
					0.00
HEG7033	**HE Minority Masters Scholar**		**0.00**		
BBF		2,062,260.14		2,062,260.14	
					0.00
HEG7034	**HE Dependents Law Enf 19-5-3**		**-10,211.83**		
BBF		5,211,374.47		5,221,586.30	
					-10,211.83
HEG7036	**HE Academic Challenge**		**-1,266.09**		
BBF		417,274,083.56		417,275,349.65	
					-1,266.09
HEG7037	**HE Governors Scholar Prog**		**-2,687.99**		
BBF		268,320,930.96		268,333,618.95	
					-12,687.99
HEG7038	**HE Workforce Improvement**		**0.00**		
BBF		31,620,607.73		31,620,607.73	
					0.00
HEG7039	**ADHE Targeted Teacher Dev (0**		**0.00**		
BBF		18,431,048.06		18,431,048.06	
					0.00
HEG7040	**HE SURF § 19-5-302(11)**		**-4,865.91**		
BBF		3,092,129.21		3,099,745.12	
					-7,615.91
HEG7041	**ELEM SCIENCE SPECIALIST (**		**0.00**		
BBF		685,018.37		685,018.37	
					0.00
HEG7042	**HE Opportunities 19-5-302 (11)**		**-4,124.03**		

Fund / Type	Fund Description / Type Description	Beginning Balance / Debits	Credits	Ending Balance
BBF		58,002,396.26	58,006,520.29	
				-4,124.03
HEG7043	**Washington Ctr Scholar19-5-3**	**0.00**		
BBF		1,248,077.00	1,248,077.00	
				0.00
HEG7044	**ADHE WEB BASED APP (0700**	**-59,017.01**		
BBF		3,251,641.99	3,310,659.00	
				-59,017.01
HEG7045	**Single Parent Schol 1116/09**	**0.00**		
BBF		2,260,000.00	2,260,000.00	
				0.00
HEG7047	**Scholarship Adm 1116/09**	**-6,661.26**		
BBF		29,300,734.36	29,307,395.62	
				-6,661.26
HEG7048	**ADHE-State Teacher ED (0700)**	**-19,642.74**		
BBF		20,446,185.58	20,465,828.32	
				-19,642.74
HEG7049	**ADHE Transition (0700)**	**-1,000,000.00**		
BBF		0.00	1,000,000.00	
				-1,000,000.00
HGA0000	**Parks & Tourism**	**0.00**		
BBF		543,268,136.20	543,268,136.20	
				0.00
HGA0100	**Parks & Tourism**	**-2,110,043.85**		
BBF		433,175,812.86	435,285,856.71	
				-2,110,043.85
HGA0101	**Parks & Tourism Cent Off**	**0.00**		
BBF		1,450.92	1,450.92	
				0.00
HGA0103	**Parks & Tourism Parks Div**	**0.00**		
BBF		8,143.55	8,143.55	
				0.00
HGA0108	**Parks & Tourism Operations**	**0.00**		
BBF		2,229.82	2,229.82	
				0.00
HGA0200	**Parks & Tourism History Comr**	**0.00**		
BBF		18,938,205.91	18,938,205.91	
				0.00
HGA0201	**Parks & Tourism History Comr**	**0.00**		
BBF		12,970.00	12,970.00	
				0.00
HGA0OLD	**Hga-Old**	**0.00**		
BBF		362,035.22	362,035.22	
				0.00
HLP0000	**Livestock and Poultry**	**0.00**		
BBF		22,452,915.77	22,452,915.77	
				0.00
HLP0100	**Livestock and Poultry**	**0.00**		
BBF		36,000,973.51	36,000,973.51	
				0.00

Fund / Type	Fund Description / Type Description	Beginning Balance / Debits	Credits	Ending Balance
HLP0101	**Livestock & Poultry § 19-5-302**	**-1,341.26**		
BBF		119,511.46	120,852.72	
				-1,341.26
HLP0600	**L/P Small Animal Testing**	**0.00**		
BBF		429,628.97	429,628.97	
				0.00
HLP0700	**L/P Large Animal Testing**	**0.00**		
BBF		1,687,651.15	1,687,651.15	
				0.00
HLP0800	**L/P Swamp Fever**	**0.00**		
BBF		392,147.89	392,147.89	
				0.00
HLP0900	**L/P Brand Registration**	**0.00**		
BBF		1,350.23	1,350.23	
				0.00
HLP0OLD	**Hlp-Old**	**0.00**		
BBF		106,003.03	106,003.03	
				0.00
HLP1000	**L/P Equine Infectious Anemia**	**0.00**		
BBF		4,658,194.55	4,658,194.55	
				0.00
HMA0000	**Dept Environmental Quality**	**-519,265.80**		
BBF		83,667,999.65	84,187,265.45	
				-519,265.80
HMA0100	**Div Environmental Quality**	**-120,092.57**		
BBF		102,467,220.36	102,587,312.93	
				-120,092.57
HMA0101	**Div Environ Quality**	**-99.93**		
BBF		178,576.19	178,676.12	
				-99.93
HMA0200	**Div Environ Qual Oil & Gas**	**-1,341,909.60**		
BBF		2,773,340.73	4,115,250.33	
				-1,341,909.60
HMA0300	**Div Environmental Quality**	**-7,337.04**		
BBF		349,932.65	357,269.69	
				-7,337.04
HMA0OLD	**Hma-Old**	**0.00**		
BBF		49,646.18	49,646.18	
				0.00
HMD0000	**Dept of Military**	**-10,565.73**		
BBF		237,708,523.54	237,719,089.27	
				-10,565.73
HMD0100	**Dept of Military**	**-792,738.19**		
BBF		167,243,339.75	168,035,388.90	
				-792,049.15
HMD0101	**Dept of Military**	**-274.18**		
BBF		672,807.37	673,081.55	
				-274.18
HMD0200	**Dept of Military CSTP**	**0.00**		
BBF		54,877,272.09	54,877,272.09	

Fund / Type	Fund Description / Type Description	Beginning Balance / Debits	Credits	Ending Balance
				0.00
HMD0300	**Dept of Military YCP**	**-226,697.45**		
BBF		44,203,632.88	44,430,570.43	
				-226,937.55
HMD0400	**Dept of Military NG Callup**	**-5,252.20**		
BBF		19,905,542.66	19,910,794.86	
				-5,252.20
HMD0600	**State Military CF**	**-451,373.36**		
BBF		1,073,388.71	1,524,762.07	
				-451,373.36
HMD0710	**DHS CSTP Operations**	**0.00**		
BBF		2,486,881.00	2,486,881.00	
				0.00
HMD0OLD	**Hmd-Old**	**0.00**		
BBF		534,113.18	534,113.18	
				0.00
HOA0000	**Dept Economic Development**	**0.00**		
BBF		279,103,344.78	279,103,344.78	
				0.00
HOA0100	**Dept Economic Development**	**-3,931,906.21**		
BBF		245,067,823.59	248,787,823.11	
				-3,719,999.52
HOA0101	**AEDC -Bus. Industry Trng Pro**	**-1,497,037.60**		
BBF		2,421,944.44	3,918,982.04	
				-1,497,037.60
HOA0102	**AEDC - Military Affairs Grant**	**-333,000.00**		
BBF		1,902,449.00	2,235,449.00	
				-333,000.00
HOA0103	**Rural Services Div**	**-316,286.11**		
BBF		2,188,596.61	2,504,882.72	
				-316,286.11
HOA0104	**Sci Tech Operations**	**-2,050,911.90**		
BBF		10,051,424.32	12,102,336.22	
				-2,050,911.90
HOA0110	**Dept Econ Develop**	**0.00**		
BBF		193,500.00	193,500.00	
				0.00
HOA0OLD	**Hoa-Old**	**0.00**		
BBF		1,063,029.44	1,063,029.44	
				0.00
HOA2100	**ADED CDBG 01 Match**	**0.00**		
BBF		503,083.86	503,083.86	
				0.00
HOA9800	**ADED CDBG 98 Match**	**0.00**		
BBF		500,000.00	500,000.00	
				0.00
HOA9900	**ADED CDBG 99 Match**	**0.00**		
BBF		519,374.24	519,374.24	
				0.00
HOACARE	**Rural Broadband Admin-CARE**	**-98,447.85**		

Fund	Fund Description	Beginning Balance		Ending Balance
Type	Type Description	Debits	Credits	
BBF		2,545,426.80	2,643,874.65	
				-98,447.85
HQA0000	**Higher Education**	**-1,626,627.74**		
BBF		122,974,242.49	124,600,870.23	
				-1,626,627.74
HQA0100	**Higher Education**	**-5,856,024.81**		
BBF		109,636,772.14	115,491,045.91	
				-5,854,273.77
HQA0200	**HE Youth Opportunities Unlim**	**0.00**		
BBF		496,465.36	496,465.36	
				0.00
HQA0300	**HE Recruitment Coordinator**	**-7,426.37**		
BBF		1,186,813.48	1,194,239.85	
				-7,426.37
HQA0400	**ADHE NonRevenue (0700)**	**-1,183,541.62**		
BBF		4,136,554.53	5,320,096.15	
				-1,183,541.62
HQA0700	**Veterans Approv Agency State**	**-1,107.75**		
BBF		2,132.25	3,240.00	
				-1,107.75
HQA0OLD	**Hqa-Old**	**0.00**		
BBF		150,683.40	150,683.40	
				0.00
HQA7500	**HE AmeriCorp Oper**	**-140,166.26**		
BBF		1,898,180.02	2,035,070.54	
				-136,890.52
HQA7501	**HE AmeriCorp Grants**	**-64,847.43**		
BBF		4,693,693.89	4,758,541.32	
				-64,847.43
HRA0000	**Div AR Heritage**	**-796,369.00**		
BBF		175,635,979.92	175,871,583.39	
				-235,603.47
HRA0101	**DAH Central**	**-71,564.49**		
BBF		50,859,349.47	50,930,913.96	
				-71,564.49
HRA0110	**AR Heritage Central**	**0.00**		
BBF		174,500.00	174,500.00	
				0.00
HRA0201	**DAH AAC General Revenue**	**0.00**		
BBF		11,016,505.43	11,016,505.43	
				0.00
HRA0210	**DAH AAC Gen Rev (0865)**	**-1,658.73**		
BBF		1,669,308.89	1,670,740.44	
				-1,431.55
HRA0300	**DAH Old State House**	**0.00**		
BBF		2,300,000.00	2,300,000.00	
				0.00
HRA0301	**DAH Old State House**	**0.00**		
BBF		17,507,137.72	17,507,137.72	
				0.00

Fund / Type	Fund Description / Type Description	Beginning Balance / Debits	Credits	Ending Balance
HRA0310	**DAH Old State House (0865)**	**-29,975.09**		
BBF		1,537,353.12	1,567,328.21	
				-29,975.09
HRA0401	**DAH Natural Heritage**	**0.00**		
BBF		8,890,418.40	8,890,418.40	
				0.00
HRA0402	**DAH NH Chalk Bluff**	**0.00**		
BBF		81,708.09	81,708.09	
				0.00
HRA0403	**DAH-NHC Gas Royalities (088(**	**0.00**		
BBF		2,232,761.07	2,232,761.07	
				0.00
HRA0410	**DAH Natural Heritage (0865)**	**-67,225.50**		
BBF		895,387.82	962,613.32	
				-67,225.50
HRA0430	**DAH-NHC Gas Royal (0865)**	**-249,250.93**		
BBF		478,728.35	1,134,750.53	
				-656,022.18
HRA0500	**DAH AR Territorial Capitol**	**0.00**		
BBF		1,500,000.00	1,500,000.00	
				0.00
HRA0501	**DAH AR Territorial Capitol**	**0.00**		
BBF		16,108,928.14	16,108,928.14	
				0.00
HRA0510	**DAH AR Terr Capital (0865)**	**-9,964.69**		
BBF		1,399,569.11	1,409,533.80	
				-9,964.69
HRA0610	**State Archives GR 19-5-302**	**-3,545.13**		
BBF		4,395,509.87	4,397,748.94	
				-2,239.07
HRA0701	**DAH Historic Preserv Adm**	**0.00**		
BBF		200,000.00	200,000.00	
				0.00
HRA0801	**DAH Delta Cultural Center**	**0.00**		
BBF		7,380,652.00	7,380,652.00	
				0.00
HRA0810	**DAH Delta Cultural (0865)**	**-7,604.66**		
BBF		1,220,961.65	1,228,566.31	
				-7,604.66
HRA0901	**DAH Mosaic Templar Cultural**	**0.00**		
BBF		6,958,051.02	6,958,051.02	
				0.00
HRA0910	**DAH Mosaic Templars (0865)**	**-46,992.52**		
BBF		1,523,339.70	1,570,332.22	
				-46,992.52
HRA0OLD	**Hra-Old**	**0.00**		
BBF		149,625.95	149,625.95	
				0.00
HSA0000	**Dept of Labor & Licensing**	**0.00**		
BBF		73,440,781.11	73,440,781.11	

Fund / Type	Fund Description / Type Description	Beginning Balance / Debits	Credits	Ending Balance
				0.00
HSA0100	**Dept of Labor & Licensing**	**-97,645.49**		
BBF		81,627,919.54	81,716,258.24	
				-88,338.70
HSA0101	**Dept of Labor&Licens 19-5-30**	**0.00**		
BBF		196,122.17	196,122.17	
				0.00
HSA0500	**Dept Labor Workers Comp**	**0.00**		
BBF		11,210.86	11,210.86	
				0.00
HSA0OLD	**Hsa-Old**	**0.00**		
BBF		56,999.02	56,999.02	
				0.00
HSA2000	**Department Labor OSHA**	**0.00**		
BBF		560.04	560.04	
				0.00
HSA2100	**Department Labor OSHA 01**	**0.00**		
BBF		374.91	374.91	
				0.00
HSA3000	**Department Labor MSHA 01**	**0.00**		
BBF		911.65	911.65	
				0.00
HSA3100	**Department Labor MSHA 01**	**0.00**		
BBF		323.76	323.76	
				0.00
HSA4100	**Department Labor BLS 01**	**0.00**		
BBF		388.63	388.63	
				0.00
HSB0000	**State Services for the Blind**	**0.00**		
BBF		1,966,063.90	1,966,063.90	
				0.00
HSC0000	**State Central Services**	**-16,343,729.86**		
BBF		6,116,579,265.81	6,171,622,721.70	
				-55,043,455.89
HSC0200	**State Central Services House**	**-241,329.74**		
BBF		55,716,283.56	55,957,114.30	
				-240,830.74
HSC0500	**State Central Svcs Senate**	**-212,073.06**		
BBF		39,915,074.04	40,126,970.66	
				-211,896.62
HSC0900	**St Cent Serv-Legislative Audit**	**-10,838,253.37**		
BBF		693,743,326.47	704,578,876.02	
				-10,835,549.55
HSC0OLD	**Hsc-Old**	**0.00**		
BBF		10,552,800.51	10,552,800.51	
				0.00
HSC1100	**State Central Svcs Leg Counci**	**-297,028.41**		
BBF		308,198,215.25	308,495,176.03	
				-296,960.78
HSC1200	**State Central Svcs Leg Counci**	**-239,639.61**		

Fund / Type	Fund Description / Type Description	Beginning Balance / Debits	Credits	Ending Balance
BBF		22,148,118.57	22,387,758.18	
				-239,639.61
HSC1400	**State Ctl Svc Gov Mansion Co**	**-88,849.92**		
BBF		26,289,117.41	26,377,385.25	
				-88,267.84
HSC1500	**State Central Svcs JICL**	**0.00**		
BBF		300,990.94	300,990.94	
				0.00
HSC1800	**State Central Svcs Appeals**	**-114,524.20**		
BBF		109,872,294.11	109,986,718.31	
				-114,424.20
HSC2000	**State Central Svcs DFA Disb**	**0.00**		
BBF		235,000.00	235,000.00	
				0.00
HSC2001	**Cash Balance**	**0.00**		
BBF		12,918.00	12,918.00	
				0.00
HSC2002	**St Cent Serv-Child Abuse/Rap**	**0.00**		
BBF		154,765.59	154,765.59	
				0.00
HSC2003	**St Cent Serv-Child Wlfre Restr**	**0.00**		
BBF		532,445.31	532,445.31	
				0.00
HSC2200	**St Cent Serv-Election Comm-(**	**0.00**		
BBF		196,424.10	196,424.10	
				0.00
HSC2300	**AOC Judicial**	**-1,364,117.89**		
BBF		310,725,294.04	312,073,669.02	
				-1,348,374.98
HSC2800	**Prosecuting Coordinator**	**-10,891.92**		
BBF		25,817,736.30	25,828,628.22	
				-10,891.92
HSC3000	**DFA Revenue Division**	**0.00**		
BBF		54,355.86	54,355.86	
				0.00
HSC3001	**DFA Revenue Division Operati**	**-5,667,214.11**		
BBF		2,003,542,224.10	2,009,812,718.29	
				-6,270,494.19
HSC3002	**DFA Rev Vehicle $2 Renewals**	**0.00**		
BBF		2,339,873.25	2,339,873.25	
				0.00
HSC3003	**Integrated Tax Syst Act 800/07**	**0.00**		
BBF		11,442,068.11	11,442,068.11	
				0.00
HSC3004	**DFA Rev Old Payroll**	**0.00**		
BBF		404,005,427.01	404,005,427.01	
				0.00
HSC3005	**Charitable Bingo Act 800/07**	**0.00**		
BBF		661,802.00	661,802.00	
				0.00

Fund / Type	Fund Description / Type Description	Beginning Balance / Debits	Credits	Ending Balance
HSC3100	**DFA Racing Operating**	**0.00**		
BBF		8,046,233.23	8,046,233.23	
				0.00
HSC3200	**AR Supreme Court**	**-263,279.16**		
BBF		116,679,244.11	116,940,231.96	
				-260,987.85
HSC3300	**St Central Serv-AR Code Revis**	**0.00**		
BBF		36,411,497.73	36,411,497.73	
				0.00
HSC3400	**St Centl Serv-Gov Office-(034)**	**-153,688.52**		
BBF		127,077,093.68	127,230,743.20	
				-153,649.52
HSC3600	**Claims Commission**	**-11,300.15**		
BBF		16,379,805.73	16,390,405.03	
				-10,599.30
HSC3701	**PDC Trial Officers**	**-619,534.06**		
BBF		632,371,857.81	632,989,941.34	
				-618,083.53
HSC3702	**PDC User Fees**	**-3,523,323.81**		
BBF		42,831,326.41	46,354,698.67	
				-3,523,372.26
HSC3703	**PDC Contingency Funds**	**0.00**		
BBF		248,097.53	248,097.53	
				0.00
HSC3704	**PDC Administration**	**-49,547.03**		
BBF		63,943,532.59	64,088,953.21	
				-145,420.62
HSC3705	**PDC Juvenile Omnibudsmen**	**-108,288.77**		
BBF		5,235,355.97	5,343,644.74	
				-108,288.77
HSC3706	**PDC Attorney Fees**	**0.00**		
BBF		500,120.51	500,120.51	
				0.00
HSC3766	**CPC Office**	**-21,098.36**		
BBF		9,324,301.64	9,345,400.00	
				-21,098.36
HSC376F	**Parent Counsel Reimbur DHS**	**-587,043.86**		
BBF		948,257.20	1,535,301.06	
				-587,043.86
HSC3800	**Ethics Commission**	**0.00**		
BBF		3,751,079.72	3,751,079.72	
				0.00
HSC4100	**Judicial Discipline**	**0.00**		
BBF		2,135,346.08	2,135,346.08	
				0.00
HSC5100	**Lt Governors Office**	**-33,990.08**		
BBF		8,749,023.98	8,774,562.87	
				-25,538.89
HSC5300	**Attorney General**	**-432,529.05**		
BBF		363,249,703.48	363,669,255.69	

Fund / Type	Fund Description / Type Description	Beginning Balance / Debits	Credits	Ending Balance
				-419,552.21
HSC5502	**Governors Hope Drug Lab**	**0.00**		
BBF		540,664.00	540,664.00	
				0.00
HSC5900	**Auditor of the State**	**-1,652,967.00**		
BBF		714,299,222.81	714,936,119.63	
				-636,896.82
HSC6000	**Land Department**	**-99,715.02**		
BBF		85,014,700.47	85,114,402.47	
				-99,702.00
HSC6100	**DFA Directors Office**	**0.00**		
BBF		2,192.94	2,192.94	
				0.00
HSC6101	**St Cent Serv-DFA Adm Srvs-(6**	**-882,574.33**		
BBF		617,069,324.45	617,948,742.73	
				-879,418.28
HSC6102	**DFA Management Services IT**	**-2,364,001.59**		
BBF		703,492,292.34	705,659,672.86	
				-2,167,380.52
HSC6103	**DFA IT Special Purchases**	**-128,260.99**		
BBF		871,739.01	1,000,000.00	
				-128,260.99
HSC6110	**DFA Secretary Office**	**-28,424.22**		
BBF		3,251,997.69	3,278,421.84	
				-26,424.15
HSC6199	**DFA MCF Balance Transfer**	**-111,020,537.01**		
BBF		650,055,571.42	761,076,108.43	
				-111,020,537.01
HSC6200	**DFA Disbursing**	**0.00**		
BBF		280,000.00	280,000.00	
				0.00
HSC6300	**Secretary of the State**	**-2,452,960.60**		
BBF		425,853,067.77	428,253,449.57	
				-2,400,381.80
HSC6900	**Treasurer of the State**	**-466,021.45**		
BBF		110,497,865.26	110,963,073.11	
				-465,207.85
HSC9090	**Internal Audit Oper**	**-137,693.67**		
BBF		2,474,358.95	2,612,052.62	
				-137,693.67
HSC9140	**T/SS EBD Operations**	**0.00**		
BBF		2,365,000.00	2,365,000.00	
				0.00
HSC9141	**T/SS OPM Operations**	**0.00**		
BBF		2,605,634.18	2,605,634.18	
				0.00
HSC9142	**T/SS OSP Operations**	**0.00**		
BBF		3,026,178.61	3,026,178.61	
				0.00
HSC9144	**DTSS IT 19-5-205**	**-63,392.60**		

Fund	Fund Description	Beginning Balance		Ending Balance
Type	Type Description	Debits	Credits	
BBF		738,345.36	801,737.96	
				-63,392.60
HSC9145	**Statewide SS-OPM OSP EBD C**	**-50,762.70**		
BBF		4,836,943.92	4,887,706.62	
				-50,762.70
HSC9146	**Statewide SS-OPM OSP EBD C**	**-39,812.56**		
BBF		5,370,112.84	5,409,925.40	
				-39,812.56
HSC9147	**Statewide SS-EBD Oper 19-5-2**	**-102,740.41**		
BBF		4,667,771.96	4,770,512.37	
				-102,740.41
HSC9903	**Criminal Det Fac Rev**	**-1,177.13**		
BBF		409,396.26	410,529.26	
				-1,133.00
HSC9909	**DIG Tax Appeals**	**-161,096.88**		
BBF		63,903.12	225,000.00	
				-161,096.88
HSC9914	**T/SS Operations**	**-316,192.82**		
BBF		3,474,417.97	3,790,145.79	
				-315,727.82
HTD0000	**Tax Division Fund**	**0.00**		
BBF		250,475.16	250,475.16	
				0.00
HTD0100	**Tax Division Fund-Oper**	**-1,870,490.74**		
BBF		59,407,006.33	61,277,497.07	
				-1,870,490.74
HTD0OLD	**Htd-Old**	**0.00**		
BBF		11,374.69	11,374.69	
				0.00
HUA0000	**Miscellaneous Agencies**	**-22,596,079.68**		
BBF		1,868,471,302.59	1,884,269,644.78	
				-15,798,342.19
HUA0101	**Council State Govts Dues**	**-8,000.00**		
BBF		2,368,355.00	2,376,355.00	
				-8,000.00
HUA0102	**Natl Conf State Legislators**	**0.00**		
BBF		2,968,173.00	2,968,173.00	
				0.00
HUA0103	**Nat'l Center State Courts**	**0.00**		
BBF		2,435,989.00	2,442,881.00	
				-6,892.00
HUA0104	**Nat'l Assoc Budget Officers**	**-3.00**		
BBF		399,035.00	399,038.00	
				-3.00
HUA0105	**Southern Growth Policy Bd**	**0.00**		
BBF		341,340.00	341,340.00	
				0.00
HUA0106	**Nat'l Governors Assoc Center**	**0.00**		
BBF		1,722,407.00	1,722,407.00	
				0.00

Fund / Type	Fund Description / Type Description	Beginning Balance / Debits		Credits	Ending Balance
HUA0107	**Southern States Energy Bd**		**0.00**		
BBF		652,540.00		652,540.00	
					0.00
HUA0108	**Interstate Mining Compact**		**0.00**		
BBF		329,923.00		329,923.00	
					0.00
HUA0109	**Nat'l Conf Insurance Leg**		**0.00**		
BBF		242,000.00		242,000.00	
					0.00
HUA0110	**Nat'l Conf Uniform State Law**		**0.00**		
BBF		846,840.12		846,840.12	
					0.00
HUA0111	**DHS Research Grants**		**0.00**		
BBF		11,081,506.00		11,081,506.00	
					0.00
HUA0112	**Prostate Cancer Foundation**		**0.00**		
BBF		365,438.91		376,017.01	
					-10,578.10
HUA0113	**DFA-Ach Intsive Care Nrsy-(62**		**0.00**		
BBF		19,525,217.00		19,525,217.00	
					0.00
HUA0114	**DFA-Low Lvl Radioactv Wst-(6**		**0.00**		
BBF		205,000.00		205,000.00	
					0.00
HUA0115	**Planning/Development Grants**		**-22,500.00**		
BBF		7,584,898.00		7,607,398.00	
					-22,500.00
HUA0116	**Interstate Metro Plan**		**0.00**		
BBF		1,871,224.88		1,871,224.88	
					0.00
HUA0117	**Southern Governors Assoc**		**0.00**		
BBF		491,730.00		491,730.00	
					0.00
HUA0118	**Intrastate MetroPlan**		**0.00**		
BBF		1,909,817.88		1,909,817.88	
					0.00
HUA0119	**Public Defender Central Svc**		**0.00**		
BBF		715,308.77		715,308.77	
					0.00
HUA0120	**ACH Reproductive Health**		**0.00**		
BBF		9,098,474.00		9,098,474.00	
					0.00
HUA0121	**Criminal Detention Comm**		**0.00**		
BBF		80,199.18		80,199.18	
					0.00
HUA0122	**Nat'l Assoc Attorney General**		**0.00**		
BBF		650,560.00		650,560.00	
					0.00
HUA0123	**State/Local Legal Center**		**-316.00**		
BBF		120,250.00		127,066.00	

Fund / Type	Fund Description / Type Description	Beginning Balance / Debits	Credits	Ending Balance
				-6,816.00
HUA0124	**Public Admin Consortium**	**-75,000.00**		
BBF		3,042,658.00	3,117,658.00	
				-75,000.00
HUA0125	**Agri Marketing Grants**	**0.00**		
BBF		6,364,999.99	6,364,999.99	
				0.00
HUA0126	**Innovation/Develop 1499/09**	**0.00**		
BBF		1,741,967.59	1,741,967.59	
				0.00
HUA0127	**Museum of Discovery**	**0.00**		
BBF		945,000.00	945,000.00	
				0.00
HUA0128	**ACH Burn Ctr Act 1290/07**	**0.00**		
BBF		14,830,603.00	14,830,603.00	
				0.00
HUA0129	**Juvenile Offenders Transport**	**0.00**		
BBF		2,404,759.50	2,404,759.50	
				0.00
HUA0130	**UAMS Child A/R/DV**	**0.00**		
BBF		1,350,184.53	1,350,184.53	
				0.00
HUA0131	**UAMS Child Welfare Restruct**	**0.00**		
BBF		5,086,191.96	5,086,191.96	
				0.00
HUA0132	**Assoc General Contractors**	**0.00**		
BBF		169,000.00	169,000.00	
				0.00
HUA0133	**Sports Hall of Fame**	**0.00**		
BBF		150,000.00	150,000.00	
				0.00
HUA0134	**The Energy Council**	**0.00**		
BBF		665,600.00	665,600.00	
				0.00
HUA0136	**Fire Prevention Commission**	**0.00**		
BBF		469,160.57	469,160.57	
				0.00
HUA0137	**AR Wine Producers Council**	**0.00**		
BBF		80,000.00	80,000.00	
				0.00
HUA0138	**Delta Regional Authority**	**-9,100.00**		
BBF		2,263,082.82	2,280,278.55	
				-17,195.73
HUA0140	**AR State Fair**	**0.00**		
BBF		500,000.00	500,000.00	
				0.00
HUA0141	**MacArthur Museum**	**0.00**		
BBF		300,000.00	300,000.00	
				0.00
HUA0142	**S Reg Ed Board Dues**	**0.00**		

Fund	Fund Description	Beginning Balance		Ending Balance
Type	Type Description	Debits	Credits	
BBF		3,773,895.00	3,773,895.00	
				0.00
HUA0143	**Multistate Tax Commission**	**-46,000.00**		
BBF		4,733,239.86	4,779,239.86	
				-46,000.00
HUA0144	**Federation Tax Administrator**	**0.00**		
BBF		310,579.80	310,579.80	
				0.00
HUA0146	**Assoc Racing Commissioners**	**0.00**		
BBF		321,200.00	322,716.67	
				-1,516.67
HUA0148	**Mid-America Museum (0620)**	**0.00**		
BBF		100,000.00	100,000.00	
				0.00
HUA0149	**Baby Sharon Cat III**	**0.00**		
BBF		124,999.00	124,999.00	
				0.00
HUA0150	**Child Abuse Neglect-Program**	**-41,849.63**		
BBF		966,657.19	1,008,506.82	
				-41,849.63
HUA0151	**Pregnancy Resource Center 0**	**-1,000,000.00**		
BBF		0.00	1,000,000.00	
				-1,000,000.00
HUA0229	**AR Fair Housing Commission**	**0.00**		
BBF		3,834,906.96	3,834,906.96	
				0.00
HUA022F	**FHC Fed Reminbursement Pro**	**-1,732.04**		
BBF		6,184,811.28	6,186,543.32	
				-1,732.04
HUA0300	**Disabled Veteran's Operations**	**-363.33**		
BBF		788,359.32	788,722.65	
				-363.33
HUA0400	**Veterans Child Welfare-Oprs-(**	**-16,110.94**		
BBF		3,924,411.22	3,940,522.16	
				-16,110.94
HUA0500	**War Memorial Stadium Comm**	**0.00**		
BBF		10,471,256.92	10,471,256.92	
				0.00
HUA0501	**War Memorial GR (0900)**	**-8,375.87**		
BBF		2,350,028.04	2,358,403.91	
				-8,375.87
HUA0600	**Waterways Commission Opera**	**-18,930.23**		
BBF		6,825,919.31	6,844,849.54	
				-18,930.23
HUA0701	**AHTD NOAA**	**0.00**		
BBF		63,397.36	63,397.36	
				0.00
HUA0702	**AHTD Transportation Projects**	**0.00**		
BBF		5,922,720.00	5,922,720.00	
				0.00

Fund / Type	Fund Description / Type Description	Beginning Balance / Debits	Credits	Ending Balance
HUA0703	**AHTD Road/Bridge Rep**	**0.00**		
BBF		9,635,345.00	9,635,345.00	
				0.00
HUA0800	**ASTA Operating**	**0.00**		
BBF		34,178,480.20	34,178,480.20	
				0.00
HUA0801	**AEDC-SciTech Oper (790)**	**0.00**		
BBF		11,127,460.22	11,127,460.22	
				0.00
HUA0900	**Elec Comm-Oprs-(232)**	**-128,225.82**		
BBF		48,609,128.41	52,591,389.41	
				-3,982,261.00
HUA0OLD	**HUA-Old**	**0.00**		
BBF		2,938,756.49	2,938,756.49	
				0.00
HUA1000	**Legislative Audit CAFR**	**0.00**		
BBF		1,813,000.00	1,813,000.00	
				0.00
HUA1100	**Spinal Cord Commission**	**-451,272.83**		
BBF		49,881,549.56	50,332,822.39	
				-451,272.83
HUA1200	**Info Tech Planning Act 801/07**	**0.00**		
BBF		1,036,510.63	1,036,510.63	
				0.00
HUA1350	**Ctr for Adv of Ldrshp Act 54'14**	**0.00**		
BBF		120,000.00	120,000.00	
				0.00
HUA1501	**UAMS Rural Med Practice**	**0.00**		
BBF		6,955,630.00	6,955,630.00	
				0.00
HUA1502	**UAMS Rural Nursing Practice**	**0.00**		
BBF		4,200,000.00	4,200,000.00	
				0.00
HUA1503	**UAMS Poison & Drug Info Cen**	**0.00**		
BBF		6,620,024.00	6,620,024.00	
				0.00
HUA1504	**AR Ctr for Health Imp 19-5-302**	**0.00**		
BBF		3,994,905.00	3,994,905.00	
				0.00
HUA1505	**Child Abuse/Rape/Dom Violen**	**0.00**		
BBF		350,000.00	350,000.00	
				0.00
HUA1800	**Martin Luther King-Gr-Oprs-(3**	**-703.13**		
BBF		5,514,971.60	5,515,674.73	
				-703.13
HUA1900	**Minority Health Operating**	**-3,107.98**		
BBF		4,524,929.61	4,528,037.59	
				-3,107.98
HUA2201	**DVA Veterans Services**	**-4,980.35**		
BBF		33,972,753.21	33,977,733.56	

Fund / Type	Fund Description / Type Description	Beginning Balance / Debits	Credits	Ending Balance
				-4,980.35
HUA2202	**DVA Veterans Home**	**0.00**		
BBF		46,435,318.99	46,435,318.99	
				0.00
HUA2203	**DVA Veterans Cemetery**	**-5,728.40**		
BBF		7,801,214.62	7,804,865.80	
				-3,651.18
HUA2204	**Adva Fayetteville Vet Home(03**	**0.00**		
BBF		3,414,888.91	3,414,888.91	
				0.00
HUA2206	**Veteran Service Officer Div**	**-13,076.49**		
BBF		1,535,783.03	1,548,859.52	
				-13,076.49
HUA2207	**Veteran Service Officer Div**	**-163,500.00**		
BBF		123,500.00	287,000.00	
				-163,500.00
HUA2210	**Veterans Affairs**	**-1,259.59**		
BBF		521,044.41	522,304.00	
				-1,259.59
HUA2300	**AR Ethics Commission**	**-157.95**		
BBF		12,269,241.88	12,269,399.83	
				-157.95
HUA2400	**Tobacco Control Board-Oprs-(**	**0.00**		
BBF		14,985,708.82	14,985,708.82	
				0.00
HUA2401	**ATC Medical Marijuana Expens**	**0.00**		
BBF		986,620.73	986,620.73	
				0.00
HUA2500	**Department of Rural Services**	**0.00**		
BBF		13,589,165.99	13,589,165.99	
				0.00
HUA2501	**Gen Improvement AdminFee (**	**0.00**		
BBF		106,519.82	106,519.82	
				0.00
HUA2502	**AEDC-Rural Srvs Div (790)**	**0.00**		
BBF		3,656,365.73	3,656,365.73	
				0.00
HUA2503	**AEDC-RS-GIF Admn Fee (790)**	**0.00**		
BBF		53,750.28	53,750.28	
				0.00
HUA2600	**State Building Authority**	**0.00**		
BBF		40,552,691.34	40,552,691.34	
				0.00
HUA2601	**DFA Building Auth (615)**	**-15,974.51**		
BBF		14,622,794.04	14,638,768.55	
				-15,974.51
HUA2700	**Capitol Zoning Commission**	**-15,290.86**		
BBF		5,149,244.05	5,164,503.49	
				-15,259.44
HUA2800	**Judicial Disc&Disabl Comm (0**	**-24,573.23**		

Fund	Fund Description	Beginning Balance		Ending Balance
Type	Type Description	Debits	Credits	
BBF		10,590,144.96	10,612,512.63	
				-22,367.67
HUA3100	**Racing Commission**	**-12,374.54**		
BBF		24,262,146.14	24,272,864.36	
				-10,718.22
HUA3200	**Parole Board**	**-11,219.92**		
BBF		40,304,374.41	40,315,594.33	
				-11,219.92
HUA3300	**BLR AR Code Revision**	**0.00**		
BBF		978,858.25	978,858.25	
				0.00
HUA3501	**L/P-State Show Premiums-(35**	**0.00**		
BBF		720,000.00	720,000.00	
				0.00
HUA3502	**L/P-District Show Prems-(355)**	**0.00**		
BBF		864,000.00	864,000.00	
				0.00
HUA3503	**L/P-County Show Prems-(355)**	**0.00**		
BBF		2,160,000.00	2,160,000.00	
				0.00
HUA3504	**L/P-Jr Show Prems-(355)**	**0.00**		
BBF		161,676.00	161,676.00	
				0.00
HUA3505	**AR Agri Dept L/P ARSHS Asso**	**0.00**		
BBF		2,120,000.00	2,120,000.00	
				0.00
HUA3506	**L/P-4 State Show-(355)**	**0.00**		
BBF		144,000.00	144,000.00	
				0.00
HUA3507	**L/P-Ffa Club Ref Reimb-(355)**	**0.00**		
BBF		120,000.00	120,000.00	
				0.00
HUA3508	**AR Agri Dept L/P Miss AR Rod**	**0.00**		
BBF		1,750.00	1,750.00	
				0.00
HUA3509	**AR Agri Dept L/P 4H Club**	**0.00**		
BBF		123,602.00	123,602.00	
				0.00
HUA3511	**L/P State Show Premium § 19-**	**0.00**		
BBF		1,553,885.00	1,553,885.00	
				0.00
HUA3512	**L/P District Premiums § 19-5-3**	**0.00**		
BBF		1,864,665.00	1,864,665.00	
				0.00
HUA3513	**L/P County Premiums § 19-5-3**	**0.00**		
BBF		4,662,111.44	4,662,111.44	
				0.00
HUA3514	**L/P District Jr Premiums § 19-**	**0.00**		
BBF		382,210.00	382,210.00	
				0.00

Fund / Type	Fund Description / Type Description	Beginning Balance / Debits		Credits	Ending Balance
HUA3515	**L/P ARSHS Rodeo Assoc § 19-**		**0.00**		
BBF		258,980.00		258,980.00	
					0.00
HUA3516	**L/P 4 State Premiums § 19-5-3(**		**0.00**		
BBF		310,775.00		310,775.00	
					0.00
HUA3517	**L/P FFA Club Reimb § 19-5-302**		**0.00**		
BBF		258,980.00		258,980.00	
					0.00
HUA3518	**L/P Miss AR Rodeo § 19-5-302(**		**0.00**		
BBF		4,185.00		4,185.00	
					0.00
HUA3519	**L/P 4H Club § 19-5-302(9)**		**0.00**		
BBF		258,980.00		258,980.00	
					0.00
HUA3520	**AgriDept L&P Shows (0400)**		**0.00**		
BBF		729,273.00		729,273.00	
					0.00
HUA3521	**Rural Fire Proection**		**-3,713.31**		
BBF		36,286.69		40,000.00	
					-3,713.31
HUA3522	**Meat Inspection GR**		**-14,199.02**		
BBF		87,279.98		101,479.00	
					-14,199.02
HUA3700	**ACL CLEST**		**-29,179.77**		
BBF		81,137,193.03		81,163,654.71	
					-26,461.68
HUA3701	**911 Training & Ed §19-5-302(9**		**-402,881.76**		
BBF		1,634,176.09		2,037,057.85	
					-402,881.76
HUA3710	**Public Safety**		**0.00**		
BBF		255,723.29		255,723.29	
					0.00
HUA3800	**ACL GR Operations**		**-180,255.06**		
BBF		197,710,897.70		199,110,689.63	
					-1,399,791.93
HUA4000	**ADEM**		**-20,500.57**		
BBF		64,326.28		84,826.85	
					-20,500.57
HUA4002	**ADEM 19-5-302(9) (0995)**		**-673.61**		
BBF		4,660.36		5,333.97	
					-673.61
HUA4010	**ADEM EMPG**		**-75.00**		
BBF		10,101,326.13		10,101,401.13	
					-75.00
HUA4011	**ADEM EMPG 02**		**0.00**		
BBF		901,037.60		901,037.60	
					0.00
HUA4012	**ADEM EMPG 03**		**0.00**		
BBF		839,107.20		839,107.20	

Fund / Type	Fund Description / Type Description	Beginning Balance / Debits		Credits	Ending Balance
					0.00
HUA4013	ADEM EMPG 04		0.00		
BBF		887,844.57		887,844.57	
					0.00
HUA4014	ADEM-EMPG 05		0.00		
BBF		1,100,935.79		1,100,935.79	
					0.00
HUA4015	ADEM-DMPG GEN FUND 06		0.00		
BBF		2,512,049.67		2,512,049.67	
					0.00
HUA4016	EMPG 2007 (0995)		0.00		
BBF		4,906,876.90		4,906,876.90	
					0.00
HUA4017	ADEM EMPG GF-SUPP 07 (099		0.00		
BBF		1,460,705.16		1,460,705.16	
					0.00
HUA4018	ADEM EMPG GEN FUND (0995		0.00		
BBF		5,386,833.28		5,386,833.28	
					0.00
HUA4019	EMPG Gen Fund 09 (0995)		0.00		
BBF		4,415,509.84		4,415,509.84	
					0.00
HUA4020	ADEM Plans & Oprs 01		0.00		
BBF		9,316.05		9,316.05	
					0.00
HUA4022	EMPG General Fund (0995)		0.00		
BBF		4,769,406.59		4,769,406.59	
					0.00
HUA4023	Emer Mgmt Performance (099		0.00		
BBF		5,828,785.76		5,828,785.76	
					0.00
HUA4024	EMP General Revenue (0995)		0.00		
BBF		10,367,640.89		10,367,640.89	
					0.00
HUA4025	ADEM-PDM-C TA 04		0.00		
BBF		296,699.72		296,699.72	
					0.00
HUA4026	ADEM PDM-PLANS 03		0.00		
BBF		66,022.18		66,022.18	
					0.00
HUA4027	ADEM PDM-C 05		0.00		
BBF		89,986.96		89,986.96	
					0.00
HUA4029	EmerMgmt Per GRT (0995)		0.00		
BBF		5,237,049.11		5,237,049.11	
					0.00
HUA4030	ADEM Mitigation 01		0.00		
BBF		5,931.52		5,931.52	
					0.00
HUA4032	EMPG Gen Fund 14 (0995)		0.00		

Fund	Fund Description	Beginning Balance		Ending Balance
Type	Type Description	Debits	Credits	
BBF		4,857,334.43	4,857,334.43	
				0.00
HUA4033	**EMPG GENERAL FUND15 (099**	**0.00**		
BBF		4,060,142.52	4,060,142.52	
				0.00
HUA4034	**EMPG GENERAL FUND 16 (09**	**0.00**		
BBF		4,043,884.19	4,043,884.19	
				0.00
HUA4035	**EMPG GENERAL FUND 17**	**0.00**		
BBF		3,403,555.66	3,403,555.66	
				0.00
HUA4036	**EMPG General Revenue (0995)**	**-738.76**		
BBF		3,667,075.87	3,667,814.63	
				-738.76
HUA4037	**EMPG General Fund 19 (0995)**	**-346.49**		
BBF		3,426,112.33	3,426,458.82	
				-346.49
HUA4038	**EMPG General Fund 20 (0995)**	**0.00**		
BBF		3,500,531.65	3,500,531.65	
				0.00
HUA4039	**EMPG General Fund 2021**	**-136,411.78**		
BBF		722,352.68	858,764.46	
				-136,411.78
HUA4045	**ADEM Field & Fire 01**	**0.00**		
BBF		69,530.06	69,530.06	
				0.00
HUA4060	**ADEM Homeland Security GR**	**0.00**		
BBF		461,254.00	461,254.00	
				0.00
HUA4070	**ADEM Cash Balance**	**0.00**		
BBF		54.94	54.94	
				0.00
HUA4080	**ADEM 100% State M&R**	**-9,014.18**		
BBF		187,117.91	196,132.09	
				-9,014.18
HUA4100	**ABC Administration**	**-9,083.87**		
BBF		17,225,192.33	17,234,239.28	
				-9,046.95
HUA4101	**ABC ADMIN MEDICAL MARJ E**	**-7,070.52**		
BBF		498,810.46	505,174.92	
				-6,364.46
HUA4200	**ABC Enforcement**	**0.00**		
BBF		27,824,269.50	27,824,269.50	
				0.00
HUA4201	**ABC Enforce Med Marij Exp 6/**	**0.00**		
BBF		622,338.89	622,338.89	
				0.00
HUA4202	**Regulatory Division**	**-151,891.77**		
BBF		2,111,803.39	2,258,390.07	
				-146,586.68

Fund / Type	Fund Description / Type Description	Beginning Balance / Debits	Credits	Ending Balance
HUA4203	**Enforce MMJ Expenses**	**-135,789.52**		
BBF		992,967.72	1,128,742.75	
				-135,775.03
HUA4400	**Geology Department**	**-52,138.36**		
BBF		42,368,372.89	42,390,053.21	
				-21,680.32
HUA4500	**OIT Geo Info Syst Oper (0475)**	**0.00**		
BBF		4,206,914.09	4,206,914.09	
				0.00
HUA4700	**HUA-Assmt Coord Dept**	**-1,048.50**		
BBF		54,325,429.16	54,326,477.66	
				-1,048.50
HUA4701	**Ad Valorem (0490)**	**-3,300,514.28**		
BBF		11,818,506.44	15,114,776.20	
				-3,296,269.76
HUA4800	**ASWCC General Revenue**	**-35,755.71**		
BBF		141,112,049.77	142,666,218.18	
				-1,554,168.41
HUA5000	**Ins Dept PECD Administration**	**-30,444.78**		
BBF		62,288,872.90	62,317,749.30	
				-28,876.40
HUA5100	**OMIG-State (0035)**	**-41,915.90**		
BBF		7,851,241.02	7,860,652.16	
				-9,411.14
HUA5110	**OMIG-State**	**0.00**		
BBF		74,553.00	74,553.00	
				0.00
HUA5300	**AG SpywareAdmin/Enf§19-5-3**	**0.00**		
BBF		100,000.04	100,000.04	
				0.00
HUA5900	**ADWE Miscellaneous Agencie**	**0.00**		
BBF		74,882.18	74,882.18	
				0.00
HUA6000	**Land Department**	**0.00**		
BBF		346,269.86	346,269.86	
				0.00
HUA6100	**DFA DLEP Grants**	**0.00**		
BBF		889,001.41	889,001.41	
				0.00
HUA6101	**DFA DLEP Grants**	**-274,783.37**		
BBF		13,257,619.17	13,693,909.63	
				-436,290.46
HUA6102	**ADC DLEP Grants**	**0.00**		
BBF		204,908.56	204,908.56	
				0.00
HUA6103	**DFA CAFR Report**	**0.00**		
BBF		983,502.33	983,502.33	
				0.00
HUA6104	**HUA-Clest-Dlep**	**0.00**		
BBF		24,858.13	24,858.13	

Fund / Type	Fund Description / Type Description	Beginning Balance / Debits		Credits	Ending Balance
					0.00
HUA6105	**DFA ATF Firearms DLEP**		**0.00**		
BBF		28,477.73		28,477.73	
					0.00
HUA6106	**Prosecutor Coordinator DLEP**		**0.00**		
BBF		1,060.59		1,060.59	
					0.00
HUA6107	**ADCC DLEP**		**0.00**		
BBF		81,431.24		81,431.24	
					0.00
HUA6108	**Dlep-99 Career Criminal Pros (**		**0.00**		
BBF		76,378.46		76,378.46	
					0.00
HUA6109	**ACIC Dlep 01-18 State Match(0**		**0.00**		
BBF		254,087.01		254,087.01	
					0.00
HUA6110	**DFA-HIE Program (0610)**		**0.00**		
BBF		600,000.00		600,000.00	
					0.00
HUA6111	**DDPC State (0610)**		**-395.06**		
BBF		215,016.88		215,411.94	
					-395.06
HUA6300	**SOS Franschise Tax**		**0.00**		
BBF		9,243.91		9,243.91	
					0.00
HUA6404	**ADH Youth Violence Preventio**		**0.00**		
BBF		3,800,975.00		3,800,975.00	
					0.00
HUA6500	**Health Services Permit**		**0.00**		
BBF		13,920.33		13,920.33	
					0.00
HUA6501	**Health Services Operating**		**-33,091.84**		
BBF		8,239,572.53		8,300,564.87	
					-60,992.34
HUA6508	**HSPA DDPC 00**		**0.00**		
BBF		15,861.70		15,861.70	
					0.00
HUA6509	**ASPA Cash Balance 6/30/01**		**0.00**		
BBF		12,896.94		12,896.94	
					0.00
HUA6510	**HSPA DDPC 02**		**0.00**		
BBF		2,080,940.34		2,080,940.34	
					0.00
HUA7000	**GIS, Security, Monitor Act 794**		**0.00**		
BBF		2,309,221.75		2,309,221.75	
					0.00
HUA7001	**AR Geographic Info 296/09**		**-32,028.56**		
BBF		13,609,479.01		13,696,008.91	
					-86,529.90
HUA7100	**OHIT State Operations**		**0.00**		

Fund	Fund Description	Beginning Balance		Ending Balance
Type	Type Description	Debits	Credits	
BBF		4,707,911.76	4,707,911.76	
				0.00
HUA7101	**Office of Health InfoTech 0645**	**0.00**		
BBF		1,947,247.68	1,947,247.68	
				0.00
HUA8100	**DWS New Hire Registry**	**0.00**		
BBF		410,813.00	410,813.00	
				0.00
HUA9031	**Juvenile Offend Transp19-5-30**	**-8,117.37**		
BBF		70,882.63	79,000.00	
				-8,117.37
HUA9229	**DIG Fair Housing**	**-11,154.30**		
BBF		250,913.55	262,067.85	
				-11,154.30
HUA922F	**DIG AFHC Fed Reimb**	**-174,695.54**		
BBF		454,431.50	627,711.32	
				-173,279.82
HUA9303	**ADEQ Commission Expenses**	**0.00**		
BBF		61,016.43	61,016.43	
				0.00
HUA9700	**National Guard Museum**	**-1,250.78**		
BBF		2,574,230.36	2,577,481.14	
				-3,250.78
HUA9800	**Sentencing Commission**	**-34,993.74**		
BBF		8,360,047.80	8,395,041.54	
				-34,993.74
HUA9903	**Criminal Detent Comm 19-5-30**	**-4,206.26**		
BBF		6,906.30	11,112.56	
				-4,206.26
HUA9913	**Law Enfor Safety Ofc 19-5-302**	**-0.22**		
BBF		155,499.20	155,499.42	
				-0.22
HUAAWIN	**AEDM AWIN Operations**	**-287,651.22**		
BBF		20,616,933.33	20,885,892.04	
				-268,958.71
HUAT136	**Fire Prevention Comm**	**-4,638.87**		
BBF		47,955.90	52,594.77	
				-4,638.87
JAA0000	**Public School Fund**	**-266,718,882.60**		
BBF		48,939,077,933.42	49,205,796,816.02	
				-266,718,882.60
JAA0100	**Public School Fund-Library-(5**	**0.00**		
BBF		2,491,562.00	2,491,562.00	
				0.00
JAA0200	**Public School Education**	**-22,114,000.80**		
BBF		5,223,910,674.11	5,246,024,674.91	
				-22,114,000.80
JAA0400	**Public Sch-2dq Empl Blnkt Prg**	**0.00**		
BBF		1,460,970.55	1,460,970.55	
				0.00

Fund / Type	Fund Description / Type Description	Beginning Balance / Debits	Credits	Ending Balance
JAA0OLD	**Jaa-Old**	**0.00**		
BBF		10,401,850.14	10,401,850.14	
				0.00
JAA1001	**PSF-Sae**	**-1,435,144.52**		
BBF		38,915,631,048.81	38,917,066,193.33	
				-1,435,144.52
JAA1002	**PSF-Misc Programs-(500)**	**-7,086,476.43**		
BBF		11,739,884,282.20	11,746,653,608.95	
				-6,769,326.75
JAA1003	**PSF-AR Schl Math & Science-(**	**0.00**		
BBF		106,102,975.24	106,102,975.24	
				0.00
JAA1004	**AR Public School Computer N**	**-783,090.13**		
BBF		459,695,265.96	460,478,135.20	
				-782,869.24
JAA1005	**PSF-Crt Ordered Deseg-(500)**	**0.00**		
BBF		1,628,468,990.52	1,628,468,990.52	
				0.00
JAA1006	**Public School Teachers Salary**	**0.00**		
BBF		26,449,333.35	26,629,981.12	
				-180,647.77
JAA1007	**Joint Comm Ed Facilities (001**	**0.00**		
BBF		9,300,000.00	9,300,000.00	
				0.00
JAA1008	**ADE Consolidation Incent (050**	**0.00**		
BBF		37,063,974.00	37,063,974.00	
				0.00
JAA1009	**ADE Education Renewal Zones**	**-160,152.67**		
BBF		62,924,040.83	63,084,193.50	
				-160,152.67
JAA1010	**ADE Distance Learning (0500)**	**0.00**		
BBF		10,000,000.00	10,000,000.00	
				0.00
JAA1011	**PS AR Better Chance**	**-3,616,744.73**		
BBF		1,839,307,411.90	1,842,924,156.63	
				-3,616,744.73
JAA1012	**PUBLIC SCH EMPLOYEES INS**	**0.00**		
BBF		9,572,363.00	9,572,363.00	
				0.00
JAA1013	**98% URT Coll Adj Act 229/07 S**	**-104,622.81**		
BBF		360,161,535.00	360,266,157.81	
				-104,622.81
JAA1014	**ERATE Credits - DIS (0500)**	**0.00**		
BBF		67,625,425.44	67,625,425.44	
				0.00
JAA1015	**Excess URT Escrow (0500)**	**0.00**		
BBF		512,938.45	512,938.45	
				0.00
JAA1016	**STEM Initiative Curr & Instruc**	**0.00**		
BBF		350,000.00	350,000.00	

Fund	Fund Description	Beginning Balance		Ending Balance
Type	Type Description	Debits	Credits	
				0.00
JAA1017	**Broadband FacMatchGr (0500)**	**0.00**		
BBF		5,256,752.17	5,256,752.17	
				0.00
JAA1018	**OE Charter Fac Grant 19-5-305**	**-2,810,943.62**		
BBF		44,847,369.38	47,658,313.00	
				-2,810,943.62
JAA1019	**RISE (0500)**	**-90,208.08**		
BBF		1,510,715.79	1,600,923.87	
				-90,208.08
JAA1020	**EdComp Reform**	**-7,902,384.62**		
BBF		52,152,092.48	60,054,477.10	
				-7,902,384.62
JAA1021	**Teacher Salary Equal**	**-898.75**		
BBF		24,181,655.85	24,182,554.60	
				-898.75
JAA1022	**Public School Emp Health Ins**	**0.00**		
BBF		35,000,000.00	35,000,000.00	
				0.00
JAA2000	**Public School Education**	**0.00**		
BBF		227,864.08	227,864.08	
				0.00
JAA3400	**DOE-School Disctrict Mgmt-(5**	**0.00**		
BBF		9,655,752.51	9,655,752.51	
				0.00
JAA4200	**Pub Sch Min Found**	**0.00**		
BBF		100,357,118.33	100,357,118.33	
				0.00
JAA6400	**PS Math & Science**	**0.00**		
BBF		2,686,666.66	2,686,666.66	
				0.00
JSL0000	**State Library**	**-1,099,106.63**		
BBF		39,565,203.92	40,582,330.55	
				-1,017,126.63
JWE0000	**Public Sch-Career Ed**	**-7,599,785.82**		
BBF		612,522,201.96	620,121,987.78	
				-7,599,785.82
JWE0100	**Workforce Ed-Salary Inc**	**0.00**		
BBF		1,790,949.00	1,790,949.00	
				0.00
JWE0200	**PSF for AR Works**	**-2,475,769.29**		
BBF		14,311,761.76	16,777,718.67	
				-2,465,956.91
JWE0300	**Public Sch-Workforce Ed**	**0.00**		
BBF		362,986,945.63	362,986,945.63	
				0.00
JWE0301	**Public School Car Ed**	**-6,309,709.48**		
BBF		63,354,811.54	69,231,122.22	
				-5,876,310.68
JWE0500	**Public Sch-Workforce Ed**	**-1,019,124.11**		

Fund	Fund Description	Beginning Balance			Ending Balance
Type	Type Description	Debits		Credits	
BBF		445,081,036.70		445,863,884.87	
					-782,848.17
JWE0OLD	**Jwe-Old**		**0.00**		
BBF		1,448,405.58		1,448,405.58	
					0.00
KAY4101	**74th Sess Proj-Leg Comm Roc**		**0.00**		
BBF		17,262.64		17,262.64	
					0.00
KBE0000	**79th Session Project Acct**		**0.00**		
BBF		182.53		182.53	
					0.00
KBE0201	**79th Sess Proj-Sci Complex**		**0.00**		
BBF		54,286.81		54,286.81	
					0.00
KBE0OLD	**Kbe-Old**		**0.00**		
BBF		2,449.76		2,449.76	
					0.00
KBE4801	**79th Proj-Classroom Constr**		**0.00**		
BBF		68,259.26		68,259.26	
					0.00
KBE4814	**79th Proj-Var Facilities**		**0.00**		
BBF		25,765.49		25,765.49	
					0.00
KBE5601	**AETN/UCA Joint Facility Cons**		**0.00**		
BBF		586,624.15		586,624.15	
					0.00
KBE7116	**79th Sess Proj Yth Srv Offnd**		**0.00**		
BBF		8,057.40		8,057.40	
					0.00
KBE8601	**79th Proj Archives Prj**		**0.00**		
BBF		13,545.27		13,545.27	
					0.00
KBE9100	**79th Sess Proj-St Crime Lab**		**0.00**		
BBF		4,282.35		4,282.35	
					0.00
KBE9102	**79th Ses Prj Var Crime Lab Prj**		**0.00**		
BBF		59,578.76		59,578.76	
					0.00
KBE9601	**79th Sess Proj- 525 Eqpt Maint**		**0.00**		
BBF		59,965.00		59,965.00	
					0.00
KBF0000	**80th Session Project Account**		**0.00**		
BBF		72,197.38		72,197.38	
					0.00
KBF0902	**80th Sess Proj-536 Jnsboro Sa**		**0.00**		
BBF		1,360.44		1,360.44	
					0.00
KBF0OLD	**Kbf-Old**		**0.00**		
BBF		418,221.82		418,221.82	
					0.00

Fund / Type	Fund Description / Type Description	Beginning Balance / Debits		Credits	Ending Balance
KBF1101	**ATU 80th Session GIF**		**0.00**		
BBF		151.33		151.33	
					0.00
KBF1201	**80th Sess Proj Delta Studies**		**0.00**		
BBF		379,795.17		379,795.17	
					0.00
KBF3301	**80th Ses Proj-(819) ADA Imple**		**0.00**		
BBF		96,590.31		96,590.31	
					0.00
KBF3503	**ABA 80th Session Projects**		**0.00**		
BBF		613.34		613.34	
					0.00
KBF4503	**80th Proj-267 Wtr Dev Fund**		**0.00**		
BBF		40,485.00		40,485.00	
					0.00
KBF4504	**80th Proj MGMT Grants**		**0.00**		
BBF		72,287.54		72,287.54	
					0.00
KBF4823	**80th Proj-1GZ Var Facilities**		**0.00**		
BBF		8,676,030.89		8,676,030.89	
					0.00
KBF4901	**80th Proj-933 Various Fac-(485**		**0.00**		
BBF		4,559.75		4,559.75	
					0.00
KBF4902	**ADCC Various Facilities**		**0.00**		
BBF		1,040,083.56		1,040,083.56	
					0.00
KBF5002	**80th Proj-1gu Ada Implem-(50(**		**0.00**		
BBF		23,138.61		23,138.61	
					0.00
KBF5601	**81st Proj Gen Maint**		**0.00**		
BBF		101,849.18		101,849.18	
					0.00
KBF5603	**81st Proj Field Prod Edit**		**0.00**		
BBF		362,974.12		362,974.12	
					0.00
KBF6301	**80th Ses Proj Sec of State**		**0.00**		
BBF		0.46		0.46	
					0.00
KBF6302	**80th Proj-1FR Water Damage F**		**0.00**		
BBF		42.08		42.08	
					0.00
KBF6303	**80th Proj-1fs Cap Grnds Lighti**		**0.00**		
BBF		75,000.00		75,000.00	
					0.00
KBF6304	**80th Proj-1FT Landing Reprs**		**0.00**		
BBF		41,160.63		41,160.63	
					0.00
KBF6308	**80th Proj-1FX Conf Mnmt Base**		**0.00**		
BBF		8,000.00		8,000.00	

Fund / Type	Fund Description / Type Description	Beginning Balance / Debits		Credits	Ending Balance
					0.00
KBF6309	80th Proj-1fy Cap Grnds Emg I		0.00		
BBF		9,696.78		9,696.78	
					0.00
KBF7117	80th Sess Proj-1my Elect Srv S		0.00		
BBF		155,919.00		155,919.00	
					0.00
KBF7901	80th Proj Ind Access Grnts		0.00		
BBF		34,445.16		34,445.16	
					0.00
KBF8101	890th Ses Proj ESD		0.00		
BBF		5.00		5.00	
					0.00
KBF8503	80th Proj Var Facl		0.00		
BBF		25,057.79		25,057.79	
					0.00
KBF8603	80th Prj Museum Rsrh Bldg		0.00		
BBF		20,930.00		20,930.00	
					0.00
KBF9011	80th Ses Proj Parks		0.00		
BBF		0.75		0.75	
					0.00
KBF9019	80th Ses Proj Parks		0.00		
BBF		0.90		0.90	
					0.00
KBF9103	80th Ses Proj St Crime Lab		0.00		
BBF		1,136.08		1,136.08	
					0.00
KBF9105	80th Sess Proj DNA Sect Reno		0.00		
BBF		738,141.99		738,141.99	
					0.00
KBF9505	80th Ses Proj Law Enf Std		0.00		
BBF		115.30		115.30	
					0.00
KBF9506	80th Proj Audio Equip		0.00		
BBF		9,201.30		9,201.30	
					0.00
KBF9507	80th Proj Laundry Fac		0.00		
BBF		10,580.34		10,580.34	
					0.00
KBF9511	80th Prj Phys Fitness Trng Eqp		0.00		
BBF		10,220.36		10,220.36	
					0.00
KBF9603	80th Ses Proj Wrghtsvl Frg Rg		0.00		
BBF		141,564.28		141,564.28	
					0.00
KBG0000	81st Session Project Account		0.00		
BBF		281,084.96		281,084.96	
					0.00
KBG0101	81st Sess Proj Agri Exp Stat		0.00		

Fund / Type	Fund Description / Type Description	Beginning Balance / Debits		Credits	Ending Balance
BBF		0.01		0.01	
					0.00
KBG0104	**81st Sess Proj Research Matcl**		**0.00**		
BBF		43,359.84		43,359.84	
					0.00
KBG0105	**81st Sess Proj Matching Grant**		**0.00**		
BBF		95,986.37		95,986.37	
					0.00
KBG0201	**81st Sess Proj-695 Comm Outl**		**0.00**		
BBF		334,732.13		334,732.13	
					0.00
KBG0303	**81st Sess Proj-1JM ADA Imple**		**0.00**		
BBF		3,707.83		3,707.83	
					0.00
KBG0902	**81st Sess Proj Marshall**		**0.00**		
BBF		11,535.77		11,535.77	
					0.00
KBG0OLD	**Kbg-Old**		**0.00**		
BBF		380,873.93		380,873.93	
					0.00
KBG1001	**81st Sess Proj Cmte Rms St C**		**0.00**		
BBF		110,538.17		110,538.17	
					0.00
KBG1602	**81st Sess Proj UAPB**		**0.00**		
BBF		179.55		179.55	
					0.00
KBG1603	**81st Sess Proj UAPB**		**0.00**		
BBF		438.00		438.00	
					0.00
KBG1701	**80th Sess Proj Inst Facility**		**0.00**		
BBF		30,699.86		30,699.86	
					0.00
KBG1901	**81st Sess Proj Stuttgart Inst**		**0.00**		
BBF		48,361.56		48,361.56	
					0.00
KBG2702	**81st Proj Sustn Exist Pt Serv**		**0.00**		
BBF		431,104.00		431,104.00	
					0.00
KBG2706	**81st Proj AR Venturism**		**0.00**		
BBF		6,893.31		6,893.31	
					0.00
KBG3102	**81st Prj-1at Rfing/Elec Syst U**		**0.00**		
BBF		127,596.81		127,596.81	
					0.00
KBG3103	**81st Proj-1au New Maint & Grr**		**0.00**		
BBF		4,512.55		4,512.55	
					0.00
KBG3301	**81st Ses Proj-(487)Improveme**		**0.00**		
BBF		179,016.27		179,016.27	
					0.00

Fund / Type	Fund Description / Type Description	Beginning Balance / Debits		Credits	Ending Balance
KBG34AA	**81st Ses Proj Crowleys Ridge**		**0.00**		
BBF		0.64		0.64	
					0.00
KBG38AA	**81st Proj-1HW Constr**		**0.00**		
BBF		44,378.07		44,378.07	
					0.00
KBG4101	**81st Ses Proj Forestry**		**0.00**		
BBF		14.17		14.17	
					0.00
KBG4502	**81st Proj-1AC Water Dev Supp**		**0.00**		
BBF		252,143.50		252,143.50	
					0.00
KBG54AA	**Gr Rivers TI-1JD Const/Equip**		**0.00**		
BBF		3,916.91		3,916.91	
					0.00
KBG55AA	**81st Ses Proj NoWest TI**		**0.00**		
BBF		567.89		567.89	
					0.00
KBG5601	**82nd Proj Network UCA**		**0.00**		
BBF		2,967,284.84		2,967,284.84	
					0.00
KBG5602	**82nd Proj Gen Netwrk Maint**		**0.00**		
BBF		536,074.27		536,074.27	
					0.00
KBG5903	**81st Proj Local Lib Mtch Grnts**		**0.00**		
BBF		40,000.00		40,000.00	
					0.00
KBG6002	**81st Ses Proj-945 Off Equip Ve**		**0.00**		
BBF		320,333.04		320,333.04	
					0.00
KBG6003	**81st Ses Proj Image Data Equi**		**0.00**		
BBF		154,627.75		154,627.75	
					0.00
KBG6004	**81st Ses Proj Data Entry Equip**		**0.00**		
BBF		1,000.00		1,000.00	
					0.00
KBG6238	**81st Proj Major Maint**		**0.00**		
BBF		1,227.99		1,227.99	
					0.00
KBG6250	**81st Proj Civic Centers**		**0.00**		
BBF		400,000.00		400,000.00	
					0.00
KBG6255	**81st Proj Yth Violence Grnts**		**0.00**		
BBF		18,691.00		18,691.00	
					0.00
KBG6304	**GENERAL IMPROVE**		**0.00**		
BBF		47.54		47.54	
					0.00
KBG6305	**81st Ses Proj Sec of St**		**0.00**		
BBF		494.04		494.04	

Fund / Type	Fund Description / Type Description	Beginning Balance / Debits		Credits	Ending Balance
					0.00
KBG6307	**81st Proj-1EQ HVAC Phase II**		0.00		
BBF		211,204.23		211,204.23	
					0.00
KBG6309	**81st Proj-1ES Cap Police Com**		0.00		
BBF		35,519.13		35,519.13	
					0.00
KBG6403	**81st Ses Proj Health Dept**		0.00		
BBF		14,106.09		14,106.09	
					0.00
KBG6601	**81st Sess Proj Adv Emrg Tech**		0.00		
BBF		372,551.41		372,551.41	
					0.00
KBG6901	**81st Sess Proj Allied Health**		0.00		
BBF		272,227.22		272,227.22	
					0.00
KBG7902	**81st Proj Sch to Wk**		0.00		
BBF		36.15		36.15	
					0.00
KBG8001	**81st Sess Proj Inst Fac & Imp**		0.00		
BBF		500,000.00		500,000.00	
					0.00
KBG82AA	**81st Ses Proj Riverside TI**		0.00		
BBF		7.26		7.26	
					0.00
KBG8501	**81st Proj Maj Maint**		0.00		
BBF		103,204.00		103,204.00	
					0.00
KBG9000	**81st Proj Acct-Parks**		0.00		
BBF		1,717.24		1,717.24	
					0.00
KBG9003	**81st Proj Acct Mt Magzn**		0.00		
BBF		995,243.72		995,243.72	
					0.00
KBG9101	**81st Sess Proj Facility Cost**		0.00		
BBF		872,400.05		872,400.05	
					0.00
KBG9102	**81st Ses Proj St Crime Lab**		0.00		
BBF		18,073.28		18,073.28	
					0.00
KBG9103	**81st Ses Proj St Crime Lab**		0.00		
BBF		15,347.67		15,347.67	
					0.00
KBG9301	**81st Sess Proj Distance Lrng**		0.00		
BBF		10,503.36		10,503.36	
					0.00
KBG9502	**81st Proj Dri Trng/Haz Crs**		0.00		
BBF		1,645.13		1,645.13	
					0.00
KBG9602	**81st Ses Proj ASP**		0.00		

Fund	Fund Description	Beginning Balance			Ending Balance
Type	Type Description	Debits		Credits	
BBF		113.80		113.80	
					0.00
KBG9603	**81st Ses Proj ASP**		0.00		
BBF		5,597.85		5,597.85	
					0.00
KBG9704	**81st Proj-1KN Benton Armory**		0.00		
BBF		36,382.68		36,382.68	
					0.00
KBG9706	**81st Ses Proj Military**		0.00		
BBF		2,597.92		2,597.92	
					0.00
KBG9801	**81st Ses Proj Em Mgmt**		0.00		
BBF		564.74		564.74	
					0.00
KBH0000	**82nd Session Project Account**		0.00		
BBF		752,573.89		752,573.89	
					0.00
KBH0100	**82nd Sess Proj-UA Fayetteville**		0.00		
BBF		2,000.00		2,000.00	
					0.00
KBH0102	**82nd Sess Proj-1vu Agri Rd Im**		0.00		
BBF		41,765.29		41,765.29	
					0.00
KBH0105	**82nd Ses Proj-1VX Vision 201(**		0.00		
BBF		56,069.23		56,069.23	
					0.00
KBH0107	**82nd Sess Proj-1wa Bio Lab B**		0.00		
BBF		159,479.44		159,479.44	
					0.00
KBH0113	**82nd Proj-1WG Deadrick Hs**		0.00		
BBF		0.48		0.48	
					0.00
KBH0125	**82nd Sess Proj-1wv Swine Res**		0.00		
BBF		417,698.77		417,698.77	
					0.00
KBH0203	**82nd Sess Proj-656 Law AR Yc**		0.00		
BBF		36,840.86		36,840.86	
					0.00
KBH0304	**82nd Sess Proj-1WA Harris Ha**		0.00		
BBF		909,743.10		909,743.10	
					0.00
KBH0305	**82nd Ses Proj-1xb Spat Inf Ba**		0.00		
BBF		34,225.28		34,225.28	
					0.00
KBH0501	**82nd Sess Proj Tech Infrastr**		0.00		
BBF		250,000.00		250,000.00	
					0.00
KBH0502	**82nd Sess Proj Classroom Bld**		0.00		
BBF		302,135.26		302,135.26	
					0.00

Fund / Type	Fund Description / Type Description	Beginning Balance / Debits		Credits	Ending Balance
KBH0602	**82nd Sess Proj Heber Spr Ctr**		**0.00**		
BBF		331,353.68		331,353.68	
					0.00
KBH0701	**82nd Sess Proj Academic Cmp**		**0.00**		
BBF		6,290,944.00		6,290,944.00	
					0.00
KBH0801	**82nd Sess Proj Ark Hall**		**0.00**		
BBF		4,803,788.12		4,803,788.12	
					0.00
KBH0900	**82nd Sess Proj-SAU Tech**		**0.00**		
BBF		0.01		0.01	
					0.00
KBH0904	**82nd Ses Pro SAU Tech**		**0.00**		
BBF		368.44		368.44	
					0.00
KBH0905	**82nd Sess Proj-1qx Purchase**		**0.00**		
BBF		42,598.42		42,598.42	
					0.00
KBH0906	**82nd Sess Proj-1qy Fire Trng E**		**0.00**		
BBF		151,880.00		151,880.00	
					0.00
KBH0908	**82nd Sess Proj-1ra Env Con C**		**0.00**		
BBF		20,000.00		20,000.00	
					0.00
KBH0OLD	**Kbh-Old**		**0.00**		
BBF		3,139,121.70		3,139,121.70	
					0.00
KBH1101	**82nd Sess Proj Tomlinson Hall**		**0.00**		
BBF		497,942.14		497,942.14	
					0.00
KBH1201	**82nd Sess Proj-1vn Far Fam R**		**0.00**		
BBF		200,049.63		200,049.63	
					0.00
KBH1202	**82nd Sess Proj-1vp Std Un Re**		**0.00**		
BBF		7,012,515.04		7,012,515.04	
					0.00
KBH1203	**82nd Sess Proj-1vq Student Fl**		**0.00**		
BBF		1,871,491.97		1,871,491.97	
					0.00
KBH1204	**82nd Ses Proj ASU Jnsbro-Del**		**0.00**		
BBF		89,767.00		89,767.00	
					0.00
KBH1301	**82nd Sess Proj Fine Arts Bldg**		**0.00**		
BBF		350,000.00		350,000.00	
					0.00
KBH1601	**82nd Sess Proj-1BX Aqua Prgr**		**0.00**		
BBF		23,380.00		23,380.00	
					0.00
KBH1604	**82nd Sess Proj-1ca Johnson S**		**0.00**		
BBF		74,873.47		74,873.47	

Fund / Type	Fund Description / Type Description	Beginning Balance / Debits		Credits	Ending Balance
					0.00
KBH1606	82nd Sess Proj-1CC Schlrship		0.00		
BBF		1,495.70		1,495.70	
					0.00
KBH1701	82nd Sess Proj Ctr For Bus Inc		0.00		
BBF		499,598.58		499,598.58	
					0.00
KBH1702	82nd Sess Proj Ctr Trans Stud		0.00		
BBF		1,200,000.00		1,200,000.00	
					0.00
KBH2201	82nd Sess Ark Valley TI		0.00		
BBF		123.35		123.35	
					0.00
KBH2202	82nd Sess Proj Ark Valley TI		0.00		
BBF		6.69		6.69	
					0.00
KBH2203	Ark Valley TI 472		0.00		
BBF		102,541.33		102,541.33	
					0.00
KBH2502	82nd Sess Proj Plng Grants		0.00		
BBF		200.00		200.00	
					0.00
KBH3202	82nd Ses Proj Cotton Boll		0.00		
BBF		122,896.60		122,896.60	
					0.00
KBH3203	Cotton Boll TI 497		0.00		
BBF		102,185.73		102,185.73	
					0.00
KBH3302	82nd Ses Proj-Renov/Constr		0.00		
BBF		1,623,416.60		1,623,416.60	
					0.00
KBH3403	Crowleys Ridge TI 522		0.00		
BBF		108,250.08		108,250.08	
					0.00
KBH3503	82nd Proj-1bq Bldg Impv-(350)		0.00		
BBF		4,558,934.04		4,558,934.04	
					0.00
KBH3612	82nd Proj 1XQ Dairy Board		0.00		
BBF		22,310.66		22,310.66	
					0.00
KBH3613	82nd Proj 1XQ Dairy Board		0.00		
BBF		20,974.00		20,974.00	
					0.00
KBH3701	82nd Proj Diesel Mech Class		0.00		
BBF		131,469.88		131,469.88	
					0.00
KBH3702	82nd Proj Trk Drving		0.00		
BBF		70.00		70.00	
					0.00
KBH37TI	82nd Ses Proj Delta		0.00		

Fund	Fund Description	Beginning Balance			Ending Balance
Type	Type Description	Debits		Credits	
BBF		1,257.76		1,257.76	
					0.00
KBH4001	82nd Proj Ind Trng Fac		0.00		
BBF		998.54		998.54	
					0.00
KBH4301	82nd Proj Tech Trng Ctr		0.00		
BBF		84,481.99		84,481.99	
					0.00
KBH4302	82nd Proj- Adult Ed Carryfrwrc		0.00		
BBF		1,339.72		1,339.72	
					0.00
KBH4303	Forest Echoes Tl 550		0.00		
BBF		49,371.66		49,371.66	
					0.00
KBH4401	82nd Ses Pro Plant bd		0.00		
BBF		6,350.78		6,350.78	
					0.00
KBH4501	82nd Proj-1TR WB Irrigation		0.00		
BBF		83,503.67		83,503.67	
					0.00
KBH4503	82nd Proj-1YN Clark Cnty CD		0.00		
BBF		348,825.99		348,825.99	
					0.00
KBH4504	82nd Proj-1yp Lonoke White C		0.00		
BBF		67,400.00		67,400.00	
					0.00
KBH4506	82nd Proj-1YR AR Wtr Dev		0.00		
BBF		595,638.67		595,638.67	
					0.00
KBH4507	82nd Proj-1YS AR Water Sewe		0.00		
BBF		717,448.05		717,448.05	
					0.00
KBH4510	82nd Proj-Wtr Treat Flood		0.00		
BBF		424,500.00		424,500.00	
					0.00
KBH4512	82nd Proj-Lk Boydsville		0.00		
BBF		100,895.00		100,895.00	
					0.00
KBH4514	82nd Proj-1YZ Little Red Rv		0.00		
BBF		100,000.00		100,000.00	
					0.00
KBH4515	82nd Proj-1za Ntl Res Digital		0.00		
BBF		111,186.67		111,186.67	
					0.00
KBH4706	82nd Ses Proj DIS		0.00		
BBF		1,000,000.00		1,000,000.00	
					0.00
KBH4707	82nd Proj-1AN Stwide Network		0.00		
BBF		1,454,855.45		1,454,855.45	
					0.00

Fund / Type	Fund Description / Type Description	Beginning Balance / Debits		Credits	Ending Balance
KBH4801	**82nd Proj-1DW Farm Replc**		**0.00**		
BBF		5,138,532.16		5,138,532.16	
					0.00
KBH4803	**82nd Proj-1DY Var Facilities**		**0.00**		
BBF		1,122,569.85		1,122,569.85	
					0.00
KBH4903	**82nd Ses Proj Cmty Corr**		**0.00**		
BBF		1,578.45		1,578.45	
					0.00
KBH5002	**82nd Proj-1gc Nvac Sec Syst-(**		**0.00**		
BBF		66,170.20		66,170.20	
					0.00
KBH5003	**82nd Ses Pro Educ Dept**		**0.00**		
BBF		2.50		2.50	
					0.00
KBH5101	**82nd Ses Proj Var Facilities**		**0.00**		
BBF		180,794.59		180,794.59	
					0.00
KBH5201	**82nd Proj Hot Sprgs Rehab**		**0.00**		
BBF		376,733.77		376,733.77	
					0.00
KBH5301	**82nd Proj Various Facilities**		**0.00**		
BBF		208,712.75		208,712.75	
					0.00
KBH5401	**Gr Rivers TI Tech Lab Class**		**0.00**		
BBF		76,368.78		76,368.78	
					0.00
KBH5402	**82nd Session GIF**		**0.00**		
BBF		1,558.14		1,558.14	
					0.00
KBH5403	**Foothills TI 523**		**0.00**		
BBF		99,040.27		99,040.27	
					0.00
KBH5404	**Great Rivers TI 591**		**0.00**		
BBF		89,760.58		89,760.58	
					0.00
KBH5501	**82nd SP Exist Facilities**		**0.00**		
BBF		66,074.55		66,074.55	
					0.00
KBH5502	**82nd Ses Proj Bus Ind Trng Fa**		**0.00**		
BBF		194.21		194.21	
					0.00
KBH5503	**Northwest TI 606**		**0.00**		
BBF		116,120.60		116,120.60	
					0.00
KBH5601	**82nd Proj-1CK Network Maint**		**0.00**		
BBF		263,400.00		263,400.00	
					0.00
KBH5602	**82nd Proj-1CM Dig Network**		**0.00**		
BBF		7,175,227.06		7,175,227.06	

Fund / Type	Fund Description / Type Description	Beginning Balance / Debits		Credits	Ending Balance
					0.00
KBH5604	82nd Proj-1CM Dig Network		0.00		
BBF		100,140.08		100,140.08	
					0.00
KBH5704	82nd Ses Proj Tech Ed Ln Prg		0.00		
BBF		1,000,000.00		1,000,000.00	
					0.00
KBH5705	82nd Ses Proj-1jw Tech Ed Ln		0.00		
BBF		79,110.83		79,110.83	
					0.00
KBH6207	82nd Proj-3AG Vehicle Replac		0.00		
BBF		513,851.00		513,851.00	
					0.00
KBH621R	82nd Proj-3KM-Hendrs St Univ		0.00		
BBF		250,000.00		250,000.00	
					0.00
KBH624D	82nd Session GIF		0.00		
BBF		0.07		0.07	
					0.00
KBH6286	82nd Proj-3DT Ft Chaffee Pub		0.00		
BBF		1,000,000.00		1,000,000.00	
					0.00
KBH6287	82nd Proj-3dv Miller Co Cons I		0.00		
BBF		100,000.00		100,000.00	
					0.00
KBH6302	82nd Proj-1QB Fire Alarm		0.00		
BBF		45,030.90		45,030.90	
					0.00
KBH6304	82nd Proj-1QD Sup Crt Chamb		0.00		
BBF		39,432.70		39,432.70	
					0.00
KBH6307	82nd Proj-1QG HVAC Phase IV		0.00		
BBF		750,000.00		750,000.00	
					0.00
KBH6308	82nd Proj-1qh Cap Bldg Grnd		0.00		
BBF		323,538.82		323,538.82	
					0.00
KBH6401	82nd Ses Pro Health Dept		0.00		
BBF		900,000.00		900,000.00	
					0.00
KBH6402	82nd Sess Proj-1pv Common (		0.00		
BBF		45,630.89		45,630.89	
					0.00
KBH6403	82nd Ses Proj-1pw Stw Info Ne		0.00		
BBF		695,829.18		695,829.18	
					0.00
KBH6404	82nd Sess Proj-1px Chiller Rpl		0.00		
BBF		7,637.25		7,637.25	
					0.00
KBH6405	82nd Ses Proj-1py Rur Phys In		0.00		

Fund	Fund Description	Beginning Balance		Ending Balance
Type	Type Description	Debits	Credits	
BBF		251,770.00	251,770.00	
				0.00
KBH6501	82nd Sess Proj Inst Fac Imp	0.00		
BBF		356,081.16	356,081.16	
				0.00
KBH6604	82nd Sess Proj-1ke Adv Emrg	0.00		
BBF		773,107.19	773,107.19	
				0.00
KBH6605	82nd Sess Proj-1KF Campus E	0.00		
BBF		34,557.54	34,557.54	
				0.00
KBH6703	82nd Sess Proj-717 Paragould	0.00		
BBF		238,415.75	238,415.75	
				0.00
KBH6802	82nd Sess Proj-608 Partnershi	0.00		
BBF		600,000.00	600,000.00	
				0.00
KBH6901	82nd Sess Proj Dist Lrng Ctr	0.00		
BBF		2,000,000.00	2,000,000.00	
				0.00
KBH7102	82nd Sess Proj-1XT Hmn Dev (	0.00		
BBF		1,467,948.32	1,467,948.32	
				0.00
KBH7103	82nd Sess Proj-1xu Dds Srv Fa	0.00		
BBF		296,865.00	296,865.00	
				0.00
KBH7105	82nd Sess Proj-1XW Yth Ser F	0.00		
BBF		518,300.57	518,300.57	
				0.00
KBH7106	82nd Ses Pro DHS	0.00		
BBF		0.82	0.82	
				0.00
KBH7301	82nd Ses Proj Quapaw Tl	0.00		
BBF		146,499.06	146,499.06	
				0.00
KBH7302	82nd Ses Proj Quapaw Tl	0.00		
BBF		294.19	294.19	
				0.00
KBH7303	82nd Ses Proj Quapaw Tl	0.00		
BBF		1,818.86	1,818.86	
				0.00
KBH7304	82nd Ses Proj Quapaw Tl 607	0.00		
BBF		152,448.47	152,448.47	
				0.00
KBH7702	82nd Ses Proj Tech Class Fac	0.00		
BBF		852,127.57	852,127.57	
				0.00
KBH7903	82nd Proj Infrast	0.00		
BBF		47,103,971.05	47,103,971.05	
				0.00

Fund / Type	Fund Description / Type Description	Beginning Balance / Debits		Credits	Ending Balance
KBH7904	**82nd Proj EWTP**		**0.00**		
BBF		570,981.03		570,981.03	
					0.00
KBH7905	**82nd Proj Sm Bus Ln**		**0.00**		
BBF		221,054.76		221,054.76	
					0.00
KBH8101	**82nd Ses Proj-646 Ctr Bldg Re**		**0.00**		
BBF		4,000,000.00		4,000,000.00	
					0.00
KBH8201	**82nd Proj Acct-1HM Cap Equip**		**0.00**		
BBF		27,033.09		27,033.09	
					0.00
KBH8203	**Riverside VTS 674**		**0.00**		
BBF		86,400.59		86,400.59	
					0.00
KBH9101	**82nd Sess Proj-2AD Renov Fa**		**0.00**		
BBF		955,685.59		955,685.59	
					0.00
KBH9103	**82nd Ses Proj Parks**		**0.00**		
BBF		695.80		695.80	
					0.00
KBH9302	**82nd Sess Proj Wkforce Dev**		**0.00**		
BBF		1,922,811.00		1,922,811.00	
					0.00
KBH9401	**81st Sess Proj-1gs Computer T**		**0.00**		
BBF		1,347,796.27		1,347,796.27	
					0.00
KBH9503	**82nd Prj-1ZR-NW AR Satellite**		**0.00**		
BBF		208,406.87		208,406.87	
					0.00
KBH9506	**82nd Prj-1zt Nw AR Trng Satell**		**0.00**		
BBF		750,000.00		750,000.00	
					0.00
KBH9601	**82nd Ses Proj-2ak Lnd Mble C**		**0.00**		
BBF		3,803,783.00		3,803,783.00	
					0.00
KBH9602	**82nd Ses Proj-2am Troop Klf C**		**0.00**		
BBF		31,500,509.79		31,500,509.79	
					0.00
KBH9603	**82nd Ses Proj-2an Var Faciliti**		**0.00**		
BBF		698,429.59		698,429.59	
					0.00
KBH9605	**82nd Ses Proj-2aq Dumas Stat**		**0.00**		
BBF		128,607.70		128,607.70	
					0.00
KBH9606	**82nd Ses Proj-2AR Dumas E H**		**0.00**		
BBF		150,000.00		150,000.00	
					0.00
KBH9701	**82nd Prj-2AS Armry Rehab**		**0.00**		
BBF		937,913.84		937,913.84	

Fund / Type	Fund Description / Type Description	Beginning Balance / Debits		Credits	Ending Balance
					0.00
KBH9702	82nd Prj-2AT Cp Robns Armry		0.00		
BBF		1,650,000.00		1,650,000.00	
					0.00
KBH9A01	82nd Sess Cntrl Ed Fac		0.00		
BBF		718,972.90		718,972.90	
					0.00
KBHEX00	Executive Fund		0.00		
BBF		2,140,752.98		2,140,752.98	
					0.00
KBHTI00	82nd Ses Proj Tech Institutes		0.00		
BBF		78,806.43		78,806.43	
					0.00
KBJ0000	83rd Session Project Account		0.00		
BBF		174,415,603.35		174,415,603.35	
					0.00
KBJ0101	83rd Ses Proj-4am Info Tech B		0.00		
BBF		718,960.00		718,960.00	
					0.00
KBJ0102	83rd Ses Proj-4an Research Pı		0.00		
BBF		3,594,798.00		3,594,798.00	
					0.00
KBJ0103	83rd Ses Proj-4an Red Importe		0.00		
BBF		71,896.00		71,896.00	
					0.00
KBJ0104	83rd Ses Proj-4aq Se Researcl		0.00		
BBF		69,020.00		69,020.00	
					0.00
KBJ0105	83rd Ses Proj-4ar Supp County		0.00		
BBF		718,960.00		718,960.00	
					0.00
KBJ0201	83rd Sesproj-3zb Info Sci/Syst		0.00		
BBF		3,437,920.00		3,437,920.00	
					0.00
KBJ0202	83rd Ses Proj-3ac Youth Media		0.00		
BBF		105,584.00		105,584.00	
					0.00
KBJ0203	83rd Ses Proj-4as Contractors		0.00		
BBF		71,896.00		71,896.00	
					0.00
KBJ0301	83rd Ses Proj-4at Chemistry L:		0.00		
BBF		179,739.00		179,739.00	
					0.00
KBJ0302	83rd Ses Proj-4au District Coo		0.00		
BBF		1,006,543.00		1,006,543.00	
					0.00
KBJ0303	83rd Ses Proj-4aj Spatial Info		0.00		
BBF		450,000.00		450,000.00	
					0.00
KBJ0401	83rd Sp-4fs Child Abuse Rape		0.00		

Fund	Fund Description	Beginning Balance			Ending Balance
Type	Type Description	Debits		Credits	
BBF		107,842.00		107,842.00	
					0.00
KBJ0501	83rd Ses Proj-4ag Sau Classro		0.00		
BBF		718,960.00		718,960.00	
					0.00
KBJ0601	83rd Ses Proj-3zd)Institnl Fa		0.00		
BBF		323,532.00		323,532.00	
					0.00
KBJ0602	83rd Ses Proj-4fk Student Ctr		0.00		
BBF		200,000.00		200,000.00	
					0.00
KBJ0603	83rd Ses Proj-3zf Heber Spr C		0.00		
BBF		287,584.00		287,584.00	
					0.00
KBJ0604	83rd Ses Proj-5at Heber Spring		0.00		
BBF		251,636.00		251,636.00	
					0.00
KBJ0701	83rd Sess Proj-4BA Main Hall		0.00		
BBF		718,960.00		718,960.00	
					0.00
KBJ0801	83rd Ses Proj-3zu Schl Of Bus		0.00		
BBF		683,011.00		683,011.00	
					0.00
KBJ0802	83rd Sesproj-3zv SW AR Learr		0.00		
BBF		215,688.00		215,688.00	
					0.00
KBJ0901	83rd Ses Proj-4aj Fire Trng Fa		0.00		
BBF		143,792.00		143,792.00	
					0.00
KBJ1101	83rd Ses Proj-3zp Tomlinson H		0.00		
BBF		1,118,960.00		1,118,960.00	
					0.00
KBJ1201	83rd Sess Pproj-3zg Liberal Ar		0.00		
BBF		2,745,590.00		2,745,590.00	
					0.00
KBJ1202	83rd Sess Proj-3zh Stdnt Field		0.00		
BBF		1,797,400.00		1,797,400.00	
					0.00
KBJ1203	83rd Sess Proj-3zj Paragould (		0.00		
BBF		197,714.00		197,714.00	
					0.00
KBJ1204	83rd Ses Proj-3zk So Tenant F		0.00		
BBF		71,896.00		71,896.00	
					0.00
KBJ1301	83rd Ses Proj-3zt Classroom A		0.00		
BBF		521,247.00		521,247.00	
					0.00
KBJ1501	83rd Sp-5mk Hlth Career Coll I		0.00		
BBF		179,739.00		179,739.00	
					0.00

Fund	Fund Description	Beginning Balance			Ending Balance
Type	Type Description	Debits		Credits	
KBJ1601	**83rd Ses Proj-4AV Scholarship**		**0.00**		
BBF		71,896.00		71,896.00	
					0.00
KBJ1602	**83rd Ses Proj-4aw Small Farm**		**0.00**		
BBF		107,843.00		107,843.00	
					0.00
KBJ1603	**83rd Ses Proj-4ax Student Fiel**		**0.00**		
BBF		377,453.00		377,453.00	
					0.00
KBJ1604	**83rd Ses Proj-4ay Alumni Rela**		**0.00**		
BBF		17,975.00		17,975.00	
					0.00
KBJ1605	**83rd Ses Proj-4az Criminal Jus**		**0.00**		
BBF		17,975.00		17,975.00	
					0.00
KBJ16FT	**83rd Ses Proj-4FT Aquaculture**		**0.00**		
BBF		375,000.00		375,000.00	
					0.00
KBJ1701	**83rd Ses Proj-3zw Delta Transp**		**0.00**		
BBF		230,067.00		230,067.00	
					0.00
KBJ1702	**83rd Ses Proj-3zx Eqpt & Acad**		**0.00**		
BBF		359,479.00		359,479.00	
					0.00
KBJ1801	**83rd Ses Proj-3zy Nat Sci Clas**		**0.00**		
BBF		611,116.00		611,116.00	
					0.00
KBJ1802	**83rd Ses Proj-3ZY Renov & Eq**		**0.00**		
BBF		72,309.00		72,309.00	
					0.00
KBJ1901	**83rd Ses Proj-4ad Stuttgart Ca**		**0.00**		
BBF		143,792.00		143,792.00	
					0.00
KBJ1902	**83rd Ses Proj-4ae Information**		**0.00**		
BBF		10,783.00		10,783.00	
					0.00
KBJ2001	**83rd Proj-4ce Newport Sidewa**		**0.00**		
BBF		10,783.00		10,783.00	
					0.00
KBJ2002	**83rd Ses Proj-4fd Texark Touri**		**0.00**		
BBF		3,000,000.00		3,000,000.00	
					0.00
KBJ2101	**83rd Ses Proj-4BR Operation**		**0.00**		
BBF		75,703.91		75,703.91	
					0.00
KBJ2301	**83rd Ses Proj-4cz Handicappe**		**0.00**		
BBF		17,975.00		17,975.00	
					0.00
KBJ2401	**83rd 4ch Stdy Econ Incent Bus**		**0.00**		
BBF		41,250.00		41,250.00	

Fund / Type	Fund Description / Type Description	Beginning Balance / Debits		Credits	Ending Balance
					0.00
KBJ2501	83rd Ses Proj-4bw Cnty Fair C		0.00		
BBF		215,688.00		215,688.00	
					0.00
KBJ2502	83rd Ses Proj-4fh Fire Protect		0.00		
BBF		300,000.00		300,000.00	
					0.00
KBJ2802	83rd Ses Proj 5bd Maind Bldg		0.00		
BBF		214,251.00		214,251.00	
					0.00
KBJ28BF	ASU Mt Home New Fac 5bf		0.00		
BBF		143,792.00		143,792.00	
					0.00
KBJ2901	83rd Ses Proj-3zn Land Bldg A		0.00		
BBF		107,843.00		107,843.00	
					0.00
KBJ2902	83rd Ses Proj-3ze Newport Wa		0.00		
BBF		71,896.00		71,896.00	
					0.00
KBJ3001	Operations		0.00		
BBF		43,137.00		43,137.00	
					0.00
KBJ3101	83rd Ses Proj-4bs Exp Imp Rn		0.00		
BBF		1,017,328.00		1,017,328.00	
					0.00
KBJ3201	83rd Ses Proj-4ca Greene Co I		0.00		
BBF		71,600.03		71,600.03	
					0.00
KBJ3202	83rd Sess Proj-CBTI		0.00		
BBF		278,592.04		278,592.04	
					0.00
KBJ3502	ABA 83rd Session Projects 4F		0.00		
BBF		67,299.41		67,299.41	
					0.00
KBJ3601	83rd Ses Proj-4CJ Poinsett Co		0.00		
BBF		14,379.00		14,379.00	
					0.00
KBJ3602	83rd Sess Proj-4CK Crawford		0.00		
BBF		71,896.00		71,896.00	
					0.00
KBJ3603	83rd Sess Proj-4CM Fulton Co		0.00		
BBF		14,379.00		14,379.00	
					0.00
KBJ3605	83rd Ses-4CP Miss Co Fair		0.00		
BBF		17,975.00		17,975.00	
					0.00
KBJ3606	83rd Ses Proj-4CQ Scott Co Fa		0.00		
BBF		17,975.00		17,975.00	
					0.00
KBJ3607	83rd Ses Proj-4CR Polk Co Fa		0.00		

Fund	Fund Description	Beginning Balance			Ending Balance
Type	Type Description	Debits		Credits	
BBF		14,379.00		14,379.00	
					0.00
KBJ3608	83rd Ses Proj-4cs Montgomery		0.00		
BBF		14,379.00		14,379.00	
					0.00
KBJ3609	83rd Ses Proj-4ct Hot Springs		0.00		
BBF		7,190.00		7,190.00	
					0.00
KBJ3610	83rd Ses Proj-4ep Var Co/Dist		0.00		
BBF		847,200.00		847,200.00	
					0.00
KBJ4401	83rd Sesproj-4da Boll Weevil E		0.00		
BBF		2,797,400.00		2,797,400.00	
					0.00
KBJ4501	83rd Ses-4db Lonoke White Co		0.00		
BBF		270,324.00		270,324.00	
					0.00
KBJ4502	83rd Ses-4dc Osage Basin Ws		0.00		
BBF		287,585.00		287,585.00	
					0.00
KBJ4503	83rd Ses-4dd Faulkner Co Agr		0.00		
BBF		253,629.00		253,629.00	
					0.00
KBJ4504	83rd Ses-4de Nat Rsrcs Digital		0.00		
BBF		269,609.00		269,609.00	
					0.00
KBJ4505	83rd Ses-4df Bayou Meto Reg		0.00		
BBF		431,376.00		431,376.00	
					0.00
KBJ4506	83rd Ses-4dg Osage Basin Ws		0.00		
BBF		21,117.00		21,117.00	
					0.00
KBJ4507	83rd Ses Proj-4dh So AR Spart		0.00		
BBF		61,111.00		61,111.00	
					0.00
KBJ4508	83rd Ses Proj-4djclark Co Con		0.00		
BBF		107,843.00		107,843.00	
					0.00
KBJ4509	83rd Ses Proj-4dk Lake Boyds		0.00		
BBF		33,790.00		33,790.00	
					0.00
KBJ4511	83rd Ses Proj-4ev Water Dev F		0.00		
BBF		823,747.00		823,747.00	
					0.00
KBJ4512	83rd Ses-4ew Water Sewer Sol		0.00		
BBF		334,803.00		334,803.00	
					0.00
KBJ4515	83rd Ses Proj-5ek Wooster Wa		0.00		
BBF		140,780.00		140,780.00	
					0.00

Fund / Type	Fund Description / Type Description	Beginning Balance / Debits		Credits	Ending Balance
KBJ4516	**83rd Ses Proj-5eq Little Red R**		**0.00**		
BBF		89,871.00		89,871.00	
					0.00
KBJ4702	**83rd Ses Proj-4eu Stwd Core N**		**0.00**		
BBF		3,412,506.58		3,412,506.58	
					0.00
KBJ4703	**83rd Ses Proj-4eu Stwd Core D**		**0.00**		
BBF		2,819,120.00		2,819,120.00	
					0.00
KBJ4706	**83rd Ses Proj-4eu Stwd Enterp**		**0.00**		
BBF		919,500.00		919,500.00	
					0.00
KBJ4801	**83rd Ses Proj-4dq Farm Receip**		**0.00**		
BBF		5,000,000.00		5,000,000.00	
					0.00
KBJ4802	**83rd Ses Proj-4dr Malvern/New**		**0.00**		
BBF		6,380,239.00		6,380,239.00	
					0.00
KBJ4901	**83rd Ses Proj-4BB Park Lot**		**0.00**		
BBF		215,688.00		215,688.00	
					0.00
KBJ5002	**83rd Ses Proj-4bk Math/Sci Sc**		**0.00**		
BBF		167,182.38		167,182.38	
					0.00
KBJ5003	**83rd Ses Proj-4dt Teacher Reti**		**0.00**		
BBF		5,800,585.50		5,800,585.50	
					0.00
KBJ5004	**83rd Ses Proj-4fp Econ Ed Gra**		**0.00**		
BBF		600,000.00		600,000.00	
					0.00
KBJ5101	**83rd Ses Proj-4dw Var Cap Prj**		**0.00**		
BBF		585,313.00		585,313.00	
					0.00
KBJ5220	**83rd Sess Proj-AVTI**		**0.00**		
BBF		168,943.60		168,943.60	
					0.00
KBJ5301	**83rd Sesproj-4dx Var Capitol F**		**0.00**		
BBF		665,046.58		665,046.58	
					0.00
KBJ5340	**83rd Sess Proj-CRTI**		**0.00**		
BBF		194,003.14		194,003.14	
					0.00
KBJ5400	**83rd Sess Proj-FTI**		**0.00**		
BBF		256,239.37		256,239.37	
					0.00
KBJ5430	**83rd Sess Proj-FETI**		**0.00**		
BBF		197,721.91		197,721.91	
					0.00
KBJ5490	**83rd Sess Proj-GRTI**		**0.00**		
BBF		237,052.16		237,052.16	

Fund / Type	Fund Description / Type Description	Beginning Balance / Debits		Credits	Ending Balance
					0.00
KBJ5501	83rd Ses Proj-4cb Business/In		0.00		
BBF		107,843.00		107,843.00	
					0.00
KBJ5502	83rd Sess Proj-NTI		0.00		
BBF		77,173.34		77,173.34	
					0.00
KBJ5601	83rd Ses Proj-4bj Satellite Bd		0.00		
BBF		144,582.66		144,582.66	
					0.00
KBJ5602	83rd Ses Proj-4du Digital Conv		0.00		
BBF		2,457,967.52		2,457,967.52	
					0.00
KBJ5701	83rd Ses Proj-4bx Ashley Co L		0.00		
BBF		7,909.00		7,909.00	
					0.00
KBJ5702	83rd Ses Proj-4by Nc Area Vt (		0.00		
BBF		71,896.00		71,896.00	
					0.00
KBJ5703	83rd Ses Proj-4bz Se AR Cmty		0.00		
BBF		337,911.00		337,911.00	
					0.00
KBJ5704	83rd Ses Proj-4ef Tech Careere		0.00		
BBF		838,659.42		838,659.42	
					0.00
KBJ5730	83rd Sess Proj-QTI		0.00		
BBF		169,715.79		169,715.79	
					0.00
KBJ6101	83rd Sp-5da Library Classroon		0.00		
BBF		143,792.00		143,792.00	
					0.00
KBJ6201	83rd Sp-3ma Frnkln Co Crt Hs		0.00		
BBF		44,935.50		44,935.50	
					0.00
KBJ6202	83rd Sp-3mk Calico Rock Fire		0.00		
BBF		8,627.51		8,627.51	
					0.00
KBJ6203	83rd Sp-3mk Pineville Fire Dep		0.00		
BBF		8,627.50		8,627.50	
					0.00
KBJ6204	83rd SP-3MK Horseshoe Bend		0.00		
BBF		8,627.50		8,627.50	
					0.00
KBJ6205	83rd Sp-3mk Melbourne Fire D		0.00		
BBF		8,627.51		8,627.51	
					0.00
KBJ6206	83rd SP-3MK Oxford Fire Dept		0.00		
BBF		8,627.51		8,627.51	
					0.00
KBJ6207	83rd Sp-3mk Mt Pleasant Fire I		0.00		

Fund / Type	Fund Description / Type Description	Beginning Balance / Debits		Credits	Ending Balance
BBF		8,627.50		8,627.50	
					0.00
KBJ6208	**83rd SP-3MK Franklin Fire Dep**		**0.00**		
BBF		8,627.50		8,627.50	
					0.00
KBJ6209	**83rd Sp-3mk Violet Hill Fire D**		**0.00**		
BBF		8,627.50		8,627.50	
					0.00
KBJ6210	**83rd SP-3MK Zion Fire Dept**		**0.00**		
BBF		8,627.50		8,627.50	
					0.00
KBJ6211	**83rd SP-3MK Ash Flat Fire Dep**		**0.00**		
BBF		8,627.50		8,627.50	
					0.00
KBJ6212	**83rd SP-3MK Sidney Fire Dept**		**0.00**		
BBF		8,627.50		8,627.50	
					0.00
KBJ6213	**83rd SP-3MK Evening Shade F**		**0.00**		
BBF		8,627.50		8,627.50	
					0.00
KBJ6214	**83rd Sp-3mk North Side Fire D**		**0.00**		
BBF		8,627.50		8,627.50	
					0.00
KBJ6215	**83rd SP-3MK Bethesda Fire De**		**0.00**		
BBF		8,627.49		8,627.49	
					0.00
KBJ6216	**83rd SP-3MK Cushman Fire De**		**0.00**		
BBF		8,627.49		8,627.49	
					0.00
KBJ6217	**83rd Sp-3mk Ruddel Hill Fire D**		**0.00**		
BBF		8,627.49		8,627.49	
					0.00
KBJ6218	**83rd SP-3MK Guion Fire Dept**		**0.00**		
BBF		8,627.49		8,627.49	
					0.00
KBJ6219	**83rd SP-3MX Augusta Main St**		**0.00**		
BBF		7,190.00		7,190.00	
					0.00
KBJ621A	**83rd Sp-3wd Hamburg Boys &**		**0.00**		
BBF		7,189.60		7,189.60	
					0.00
KBJ621B	**83rd Sp-3wd Monticello Boy &**		**0.00**		
BBF		7,189.60		7,189.60	
					0.00
KBJ621C	**83rd SP-3WD Warren WMCA**		**0.00**		
BBF		7,189.60		7,189.60	
					0.00
KBJ621D	**83rd SP-3WD Chicot Co Youth**		**0.00**		
BBF		7,189.60		7,189.60	
					0.00

Fund / Type	Fund Description / Type Description	Beginning Balance / Debits		Credits	Ending Balance
KBJ621E	**83rd SP-3WU Bonnerdale**		**0.00**		
BBF		3,594.81		3,594.81	
					0.00
KBJ621F	**83rd SP-3WU Glen Rose**		**0.00**		
BBF		3,594.81		3,594.81	
					0.00
KBJ621G	**83rd SP-3WU Magnet Cove Are**		**0.00**		
BBF		3,594.83		3,594.83	
					0.00
KBJ621J	**83rd SP-3WU New Deroche**		**0.00**		
BBF		3,454.37		3,454.37	
					0.00
KBJ621K	**83rd SP-3WU Ouachita**		**0.00**		
BBF		3,594.83		3,594.83	
					0.00
KBJ621M	**83rd SP-3WU Perla**		**0.00**		
BBF		3,594.83		3,594.83	
					0.00
KBJ621N	**83rd SP-3WU Pockport Mt Will**		**0.00**		
BBF		3,594.82		3,594.82	
					0.00
KBJ621P	**83rd Sp-3wu South Malvern Ru**		**0.00**		
BBF		3,594.81		3,594.81	
					0.00
KBJ621Q	**83rd SP-3WU Southwest Rural**		**0.00**		
BBF		3,594.81		3,594.81	
					0.00
KBJ621R	**83rd SP-3WV Calvert Townshi**		**0.00**		
BBF		3,594.81		3,594.81	
					0.00
KBJ621S	**83rd SP-3WV Cane Creek**		**0.00**		
BBF		3,594.82		3,594.82	
					0.00
KBJ621T	**83rd SP-3WV Center Grove**		**0.00**		
BBF		3,594.84		3,594.84	
					0.00
KBJ621U	**83rd SP-3WV Grapevine**		**0.00**		
BBF		3,594.83		3,594.83	
					0.00
KBJ621W	**83rd SP-3WV Leola**		**0.00**		
BBF		3,594.82		3,594.82	
					0.00
KBJ621X	**83rd SP-3WV Lono Rolla**		**0.00**		
BBF		3,594.82		3,594.82	
					0.00
KBJ621Y	**83rd SP-3WV Poyen**		**0.00**		
BBF		3,594.82		3,594.82	
					0.00
KBJ621Z	**83rd SP-3WV Prattsville**		**0.00**		
BBF		3,594.81		3,594.81	

Fund / Type	Fund Description / Type Description	Beginning Balance / Debits		Credits	Ending Balance
					0.00
KBJ6220	83 Sp-3mz Rrmrep&Bbllcts-Stl		0.00		
BBF		35,948.00		35,948.00	
					0.00
KBJ6221	83rd SP-3NB Horatio City Park		0.00		
BBF		7,190.00		7,190.00	
					0.00
KBJ6222	83rd Sp-3nb Mineral Spring Ct		0.00		
BBF		7,190.00		7,190.00	
					0.00
KBJ6223	83rd SP-3NB Dequeen City Pa		0.00		
BBF		7,190.00		7,190.00	
					0.00
KBJ6224	83rd Sp-3nb Nashville City Pa		0.00		
BBF		7,190.00		7,190.00	
					0.00
KBJ6225	83rd Sp-3nn Rural Fd 2/Johns		0.00		
BBF		3,594.81		3,594.81	
					0.00
KBJ6226	83rd Sp-3nn Rural Fd 3/Johns		0.00		
BBF		3,594.82		3,594.82	
					0.00
KBJ6227	83rd Sp-3nn Rural Fd 4/Johns		0.00		
BBF		3,594.84		3,594.84	
					0.00
KBJ6228	83rd Sp-3nn Rural Fd 5/Johns		0.00		
BBF		3,594.83		3,594.83	
					0.00
KBJ6229	83rd Sp-3nn Rural Fd 6/Johns		0.00		
BBF		3,594.82		3,594.82	
					0.00
KBJ622A	83rd Ses Proj Sheridan Fire De		0.00		
BBF		3,594.81		3,594.81	
					0.00
KBJ622B	83rd SP-3WV Tull Fire Dept		0.00		
BBF		3,594.81		3,594.81	
					0.00
KBJ622C	83rd SP-3WY New Edinburg Fi		0.00		
BBF		3,594.69		3,594.69	
					0.00
KBJ622D	Rison Volunteer Fire Dept(062		0.00		
BBF		3,594.69		3,594.69	
					0.00
KBJ622E	Y Community Fire Dept(0620)		0.00		
BBF		3,594.69		3,594.69	
					0.00
KBJ622F	Carthage Vol Fire Dept (0620)		0.00		
BBF		3,594.69		3,594.69	
					0.00
KBJ622G	Cooter Neck Fire Dept (0620)		0.00		

Fund	Fund Description	Beginning Balance			Ending Balance
Type	Type Description	Debits		Credits	
BBF		3,594.69		3,594.69	
					0.00
KBJ622H	83rd SP-3WY Manning Vol Fire		0.00		
BBF		3,594.69		3,594.69	
					0.00
KBJ622J	Holly Springs Fire Dept(0620)		0.00		
BBF		3,454.23		3,454.23	
					0.00
KBJ622K	New Hope Vol Fire Dept(0620)		0.00		
BBF		425.31		425.31	
					0.00
KBJ622M	Ouachita Vol Fire Dept(0620)		0.00		
BBF		3,594.70		3,594.70	
					0.00
KBJ622N	83rd SP-3WY Sparkman Fire D		0.00		
BBF		3,594.70		3,594.70	
					0.00
KBJ622P	Temperance Hill Fire Dept(062		0.00		
BBF		3,594.70		3,594.70	
					0.00
KBJ622Q	Tulip-Princeton Fire Dept(0620		0.00		
BBF		3,594.69		3,594.69	
					0.00
KBJ622R	Potter Rural Fire Dept(0620)		0.00		
BBF		7,189.75		7,189.75	
					0.00
KBJ622S	Ink Rural Vol Fire Dept (0620)		0.00		
BBF		7,189.75		7,189.75	
					0.00
KBJ622T	Dallas Valley Rural Fire (0620		0.00		
BBF		7,189.75		7,189.75	
					0.00
KBJ622U	Acorn Rural Vol Fire Dept(062(		0.00		
BBF		7,189.75		7,189.75	
					0.00
KBJ622W	Cherry Hill Rural Fire Dept(06		0.00		
BBF		7,189.75		7,189.75	
					0.00
KBJ622X	Cove Rural Vol Fire Dept(0620		0.00		
BBF		7,189.75		7,189.75	
					0.00
KBJ622Y	83rd SP-3XJ Grannis Rural Fir		0.00		
BBF		7,189.75		7,189.75	
					0.00
KBJ622Z	83rd SP-3XN Cross Rds Vol FD		0.00		
BBF		7,189.50		7,189.50	
					0.00
KBJ6230	83rd Sp-3nn Rural Fd 7/Johns		0.00		
BBF		3,594.82		3,594.82	
					0.00

Fund / Type	Fund Description / Type Description	Beginning Balance / Debits		Credits	Ending Balance
KBJ6231	**83rd Sp-3nn Rural Fd 8/Johns**		**0.00**		
BBF		3,594.82		3,594.82	
					0.00
KBJ6232	**83rd Sp-3nn Rural Fd 9/Johns**		**0.00**		
BBF		3,594.81		3,594.81	
					0.00
KBJ6233	**83rd Sp-3nn Rural Fd 10/John**		**0.00**		
BBF		3,594.81		3,594.81	
					0.00
KBJ6234	**83rd Sp-3nn Rural Fd 11/John**		**0.00**		
BBF		3,594.81		3,594.81	
					0.00
KBJ6235	**83rd SP-3NN Lamar Fire Dept**		**0.00**		
BBF		3,594.80		3,594.80	
					0.00
KBJ6236	**83rd Sp-3nn Knoxville Fire De**		**0.00**		
BBF		3,594.80		3,594.80	
					0.00
KBJ6237	**83rd Sp-3nn Coal Hill Fire Dep**		**0.00**		
BBF		3,594.80		3,594.80	
					0.00
KBJ6238	**83rd Sp-3nn Clarksville Fire D**		**0.00**		
BBF		3,594.80		3,594.80	
					0.00
KBJ6239	**83rd Sp-3nn London Rural Fire**		**0.00**		
BBF		3,594.80		3,594.80	
					0.00
KBJ623A	**83rd SP-3XN Deann Vol FD**		**0.00**		
BBF		7,189.50		7,189.50	
					0.00
KBJ623B	**83rd SP-3XN Mccaskill Vol FD**		**0.00**		
BBF		7,189.50		7,189.50	
					0.00
KBJ623C	**83rd SP-3XN Blevins Vol FD**		**0.00**		
BBF		7,189.50		7,189.50	
					0.00
KBJ623D	**83rd SP-3XN Gurnsey Vol FD**		**0.00**		
BBF		7,189.50		7,189.50	
					0.00
KBJ623E	**83rd Ses Proj Gillham Fire Dep**		**0.00**		
BBF		7,189.50		7,189.50	
					0.00
KBJ623F	**83rd SP-3XQ Umpire Vol Fire**		**0.00**		
BBF		7,189.68		7,189.68	
					0.00
KBJ623G	**83rd SP-3XQ Dierks Vol FD**		**0.00**		
BBF		7,189.65		7,189.65	
					0.00
KBJ623H	**83rd SP-3XR Nevada Co Fair**		**0.00**		
BBF		14,379.00		14,379.00	

Fund / Type	Fund Description / Type Description	Beginning Balance / Debits		Credits	Ending Balance
					0.00
KBJ623J	83rd SP-3XS DG Radio Clb Hd		0.00		
BBF		209.00		209.00	
					0.00
KBJ623K	83rd Sp-3xs Dg Radio Clb Pw		0.00		
BBF		300.00		300.00	
					0.00
KBJ623M	83rd Sp-3xs Dg Radio Clb Ater		0.00		
BBF		741.00		741.00	
					0.00
KBJ623N	83rd Sp-3xt Wstn Grove Child		0.00		
BBF		10,783.00		10,783.00	
					0.00
KBJ623P	83rd Sp-3xt Mt Judea Child Ca		0.00		
BBF		7,190.00		7,190.00	
					0.00
KBJ623Q	83rd Sp-3xt Jasper Child Care		0.00		
BBF		17,975.00		17,975.00	
					0.00
KBJ623R	83rd Sp-3xx Gateway Chrtr Sc		0.00		
BBF		17,737.05		17,737.05	
					0.00
KBJ623S	83rd SP-3XY Delight Vol FD		0.00		
BBF		7,189.72		7,189.72	
					0.00
KBJ623T	83rd SP-3XY Kirby Vol FD		0.00		
BBF		7,189.72		7,189.72	
					0.00
KBJ623U	83rd SP-3XY Langley Vol FD		0.00		
BBF		7,189.71		7,189.71	
					0.00
KBJ623W	83rd SP-3XY Nathan Vol FD		0.00		
BBF		7,189.71		7,189.71	
					0.00
KBJ623X	83rd SP-3XY New Hope Vol FD		0.00		
BBF		7,189.71		7,189.71	
					0.00
KBJ623Y	83rd SP-3XY Lodi Vol FD		0.00		
BBF		7,189.72		7,189.72	
					0.00
KBJ623Z	83rd Sp-3yf Nevada Co Vol/Ru		0.00		
BBF		32,975.00		32,975.00	
					0.00
KBJ6240	83rd Sp-3nn Bayless Rural Fir		0.00		
BBF		3,594.80		3,594.80	
					0.00
KBJ6241	83rd Sp-3nn Linker Rural Fire		0.00		
BBF		3,594.80		3,594.80	
					0.00
KBJ6242	83rd Sp-3nn Dover City Fire De		0.00		

Fund / Type	Fund Description / Type Description	Beginning Balance / Debits		Credits	Ending Balance
BBF		3,594.80		3,594.80	
					0.00
KBJ6243	**83rd Sp-3nn Dover Rural Fire I**		**0.00**		
BBF		3,594.80		3,594.80	
					0.00
KBJ6244	**83rd SP-3NN Hatley Fire Dept**		**0.00**		
BBF		3,594.80		3,594.80	
					0.00
KBJ6245	**83rd Sp-3np Sevier County Lib**		**0.00**		
BBF		12,582.00		12,582.00	
					0.00
KBJ6246	**83rd Sp-3nt East Pul Cty Vol F**		**0.00**		
BBF		10,784.30		10,784.30	
					0.00
KBJ6247	**83rd SP-3NT South Bend Vol F**		**0.00**		
BBF		10,784.30		10,784.30	
					0.00
KBJ6248	**83rd SP-3NT Tri-Comty Vol FD**		**0.00**		
BBF		10,784.30		10,784.30	
					0.00
KBJ6249	**83rd SP-3NT Butlerville Vol FD**		**0.00**		
BBF		10,784.30		10,784.30	
					0.00
KBJ624A	**83rd Sp-3yq Earle Renv Land A**		**0.00**		
BBF		17,975.00		17,975.00	
					0.00
KBJ624B	**83rd Sp-3yq Jennette Mun Infr**		**0.00**		
BBF		16,176.50		16,176.50	
					0.00
KBJ624C	**83rd SP-3YQ Maidson Mun Infr**		**0.00**		
BBF		16,176.50		16,176.50	
					0.00
KBJ624D	**83rd SP-3YQ Marvell Mun Infra**		**0.00**		
BBF		16,176.49		16,176.49	
					0.00
KBJ624E	**83rd Sp-3yq Crawfordsville Mu**		**0.00**		
BBF		16,176.51		16,176.51	
					0.00
KBJ624F	**83rd-3yq Edmondson Munpl Ir**		**0.00**		
BBF		16,176.51		16,176.51	
					0.00
KBJ624G	**83rd Sp-3yq Huges Comm Dev**		**0.00**		
BBF		17,975.00		17,975.00	
					0.00
KBJ624H	**83rd SP-3YQ Rondo Munpl Infr**		**0.00**		
BBF		1,797.00		1,797.00	
					0.00
KBJ624J	**83rd SP-3YQ Lagrange Mun In**		**0.00**		
BBF		1,797.00		1,797.00	
					0.00

Fund / Type	Fund Description / Type Description	Beginning Balance / Debits		Credits	Ending Balance
KBJ624K	**83rd SP-3YQ Lakeview Mun In**		**0.00**		
BBF		16,176.49		16,176.49	
					0.00
KBJ624M	**83rd-3YQ Aubrey Mun Infra**		**0.00**		
BBF		1,611.00		1,611.00	
					0.00
KBJ624N	**83rd Sp-3yq Studlein Learning**		**0.00**		
BBF		8,986.00		8,986.00	
					0.00
KBJ624P	**83rd SP-3YQ Gilmore/Turrell**		**0.00**		
BBF		3,595.00		3,595.00	
					0.00
KBJ6250	**83rd Sp-3nt Lonoke Vol Fire D**		**0.00**		
BBF		10,784.30		10,784.30	
					0.00
KBJ6251	**83rd SP-3NT Keo Vol Fire Dept**		**0.00**		
BBF		10,784.30		10,784.30	
					0.00
KBJ6252	**83rd Sp-3nt England Vol Fire D**		**0.00**		
BBF		10,784.30		10,784.30	
					0.00
KBJ6253	**83rd Sp-3nt Humnoke Vol Fire**		**0.00**		
BBF		10,784.30		10,784.30	
					0.00
KBJ6254	**83rd SP-3NT Coy Vol Fire Dept**		**0.00**		
BBF		10,314.00		10,314.00	
					0.00
KBJ6255	**83rd Sp-3ny Lincoln Co Fire D**		**0.00**		
BBF		7,189.99		7,189.99	
					0.00
KBJ6256	**83rd Sp-3pb Maintenance Equi**		**0.00**		
BBF		7,190.00		7,190.00	
					0.00
KBJ6257	**83rd Sp-3pc Byron Vol Fd/Fult**		**0.00**		
BBF		8,627.53		8,627.53	
					0.00
KBJ6258	**83rd Sp-3pc Camp Vol Fd/Fult**		**0.00**		
BBF		8,627.52		8,627.52	
					0.00
KBJ6259	**83 Sp-3pc Chrkee Vill Fd/Fulto**		**0.00**		
BBF		8,109.70		8,109.70	
					0.00
KBJ625A	**83RD Ses Proj 4FU Bryant**		**0.00**		
BBF		183,479.00		183,479.00	
					0.00
KBJ625B	**Saline Co Fire (0620)**		**0.00**		
BBF		71,896.00		71,896.00	
					0.00
KBJ625C	**Bauxite Museum (0620)**		**0.00**		
BBF		17,975.00		17,975.00	

Fund / Type	Fund Description / Type Description	Beginning Balance / Debits		Credits	Ending Balance
					0.00
KBJ625D	Pulaski Co Various Projects(62		0.00		
BBF		30,127.00		30,127.00	
					0.00
KBJ625E	Lono Community Center(620)		0.00		
BBF		3,595.00		3,595.00	
					0.00
KBJ625F	Sparkman Invrastructure(620)		0.00		
BBF		17,975.00		17,975.00	
					0.00
KBJ625G	Manning Community Center(62		0.00		
BBF		3,595.00		3,595.00	
					0.00
KBJ625H	Sardis Infrastructure (620)		0.00		
BBF		6,765.00		6,765.00	
					0.00
KBJ625J	Staves Community Center(620		0.00		
BBF		1,878.00		1,878.00	
					0.00
KBJ625K	Prattsville Water System(620)		0.00		
BBF		10,783.00		10,783.00	
					0.00
KBJ625M	Shaw Community Center(620)		0.00		
BBF		2,873.00		2,873.00	
					0.00
KBJ625N	Jonesboro Foundation Of Arts		0.00		
BBF		14,379.00		14,379.00	
					0.00
KBJ625P	Benton County Sunshine Scho		0.00		
BBF		10,261.00		10,261.00	
					0.00
KBJ625Q	83rd SP-3YT Town of Bassett		0.00		
BBF		3,595.00		3,595.00	
					0.00
KBJ625R	83rd Sp-3yr W Helena Fbc Chil		0.00		
BBF		21,569.00		21,569.00	
					0.00
KBJ625T	83rd Sp-3yr W Helena 2nbdc C		0.00		
BBF		21,569.00		21,569.00	
					0.00
KBJ625U	83rd SP-3YU Manila City Park		0.00		
BBF		15,092.00		15,092.00	
					0.00
KBJ6260	83rd Sp-3pc Geep Vol Fd/Fulto		0.00		
BBF		8,627.52		8,627.52	
					0.00
KBJ6261	83rd Sp-3pc Mammoth Sprng V		0.00		
BBF		8,627.52		8,627.52	
					0.00
KBJ6262	83rd SP-3PC Morriston Vol FD		0.00		

Fund / Type	Fund Description / Type Description	Beginning Balance / Debits		Credits	Ending Balance
BBF		8,251.26		8,251.26	
					0.00
KBJ6263	**83 Sp-3pc 9 Mile Rdg Vol Fd/Fl**		**0.00**		
BBF		8,627.52		8,627.52	
					0.00
KBJ6264	**83rd Sp-3pc Saddle Vfd/Fulton**		**0.00**		
BBF		8,627.52		8,627.52	
					0.00
KBJ6265	**83rd Sp-3pc Salem Vfd/Fulton**		**0.00**		
BBF		8,627.52		8,627.52	
					0.00
KBJ6266	**83rd Sp-3pc Sturkie Vfd/Fultor**		**0.00**		
BBF		8,627.52		8,627.52	
					0.00
KBJ6267	**83rd Sp-3pc Viola Vfd/Fulton C**		**0.00**		
BBF		8,627.52		8,627.52	
					0.00
KBJ6268	**83rd Sp-3pc Cave City Vfd/Sha**		**0.00**		
BBF		8,627.52		8,627.52	
					0.00
KBJ6269	**83rd Sp-3pc Center Vfd/Sharp**		**0.00**		
BBF		6,712.61		6,712.61	
					0.00
KBJ6270	**83 Sp-3pc Grange-Calamine V**		**0.00**		
BBF		8,627.52		8,627.52	
					0.00
KBJ6271	**83rd Sp-3pc Hardy Vfd/Sharp C**		**0.00**		
BBF		8,627.52		8,627.52	
					0.00
KBJ6272	**83 Sp-3pc Hid Val/Highland Vf**		**0.00**		
BBF		8,627.52		8,627.52	
					0.00
KBJ6273	**83 Sp-3pc Poughkeepsie Vfd/S**		**0.00**		
BBF		8,627.52		8,627.52	
					0.00
KBJ6274	**83 Sp-3pc Gamaliel Vfd/Baxter**		**0.00**		
BBF		8,627.52		8,627.52	
					0.00
KBJ6275	**83 Sp-3pc Hand Cove Vfd/Bxtr**		**0.00**		
BBF		8,627.52		8,627.52	
					0.00
KBJ6276	**83rd Sp-3pc Henderson Vfd/Ba**		**0.00**		
BBF		8,627.52		8,627.52	
					0.00
KBJ6277	**83rd Sp-3pc Ne Lakeside Vfd/E**		**0.00**		
BBF		8,627.52		8,627.52	
					0.00
KBJ6278	**83 Sp-3pc Tracy Area Vfd/Bxtr**		**0.00**		
BBF		8,627.53		8,627.53	
					0.00

Fund / Type	Fund Description / Type Description	Beginning Balance / Debits		Credits	Ending Balance
KBJ6279	**83 Sp-3pd Caraway Vfd/Craigh**		**0.00**		
BBF		10,784.30		10,784.30	
					0.00
KBJ6280	**83 Sp-3pd Black Oak Vfd/Crgh**		**0.00**		
BBF		10,784.30		10,784.30	
					0.00
KBJ6281	**83 Sp-3pd Lake City Vfd/Crghc**		**0.00**		
BBF		10,784.30		10,784.30	
					0.00
KBJ6282	**83rd Sp-3pd Manila Vfd/Ms Co**		**0.00**		
BBF		10,784.30		10,784.30	
					0.00
KBJ6283	**83rd Sp-3pd Leachville Vfd/Ms**		**0.00**		
BBF		10,784.30		10,784.30	
					0.00
KBJ6284	**83rd Sp-3pd Dell Vfd/Mississip**		**0.00**		
BBF		10,784.30		10,784.30	
					0.00
KBJ6285	**83rd Sp-3pd Keiser Vfd/Ms Co**		**0.00**		
BBF		10,784.30		10,784.30	
					0.00
KBJ6286	**83rd Sp-3pd Dyess Vfd/Ms Co**		**0.00**		
BBF		10,784.30		10,784.30	
					0.00
KBJ6287	**83rd Sp-3pd Etowah Vfd/Ms C**		**0.00**		
BBF		10,784.30		10,784.30	
					0.00
KBJ6288	**83rd Sp-3pe 6th Dist-Plsnt Grv**		**0.00**		
BBF		8,627.52		8,627.52	
					0.00
KBJ6289	**83rd SP-3PE Big Flat VFD**		**0.00**		
BBF		8,627.52		8,627.52	
					0.00
KBJ6290	**83rd SP-3PE Buford Comty VF**		**0.00**		
BBF		8,627.52		8,627.52	
					0.00
KBJ6291	**83rd Sp-3pe Lone Rock Vol Fir**		**0.00**		
BBF		8,627.50		8,627.50	
					0.00
KBJ6292	**83rd Sp-3pe Norfork Vol Fire D**		**0.00**		
BBF		8,627.50		8,627.50	
					0.00
KBJ6293	**83rd Sp-3pe Rodney Vol Fire D**		**0.00**		
BBF		8,627.50		8,627.50	
					0.00
KBJ6294	**83rd Sp-3pe Salesville Fire De**		**0.00**		
BBF		8,627.50		8,627.50	
					0.00
KBJ6295	**83rd SP-3PE Diamond City FP/**		**0.00**		
BBF		8,627.49		8,627.49	

Fund / Type	Fund Description / Type Description	Beginning Balance / Debits		Credits	Ending Balance
					0.00
KBJ6296	83rd SP-3PE Lead Hill VFD		0.00		
BBF		8,627.49		8,627.49	
					0.00
KBJ6297	83rd SP-3PE Zinc Vol Fire Dep		0.00		
BBF		8,290.35		8,290.35	
					0.00
KBJ6298	83rd SP-3PE Bruno FPD		0.00		
BBF		8,627.49		8,627.49	
					0.00
KBJ6299	83rd SP-3PE Bull Shoals VFD		0.00		
BBF		7,606.68		7,606.68	
					0.00
KBJ62A1	83rd SP-3PE Fairview VFD		0.00		
BBF		8,627.50		8,627.50	
					0.00
KBJ62A2	83rd SP-3PE Flippin Fire Dept		0.00		
BBF		8,627.50		8,627.50	
					0.00
KBJ62A3	83rd SP-3PE Lakeway Rural Vl		0.00		
BBF		8,627.50		8,627.50	
					0.00
KBJ62A4	83rd Sp-3pe Lazy Acres Rural		0.00		
BBF		8,627.49		8,627.49	
					0.00
KBJ62A5	83rd Sp-3pe Oklnd/Prmse Lan		0.00		
BBF		8,627.49		8,627.49	
					0.00
KBJ62A6	83rd SP-3PE Peel Vol Fire Dep		0.00		
BBF		8,627.49		8,627.49	
					0.00
KBJ62A7	83 Sp-3pe Pine Mtn Vol Fire/Re		0.00		
BBF		8,627.49		8,627.49	
					0.00
KBJ62A8	83rd Sp-3pe Pyatt Fire & Def A		0.00		
BBF		8,627.50		8,627.50	
					0.00
KBJ62A9	83rd Sp-3pe Ralph/Caney Rura		0.00		
BBF		8,627.50		8,627.50	
					0.00
KBJ62B1	83rd Sp-3pe Rea Valley Vol Fir		0.00		
BBF		8,627.50		8,627.50	
					0.00
KBJ62B2	83rd Sp-3pe Summit Vol Fire D		0.00		
BBF		8,627.50		8,627.50	
					0.00
KBJ62B3	83rd Sp-3pe Yellville Rural Vf		0.00		
BBF		8,627.50		8,627.50	
					0.00
KBJ62B4	83rd Sp-3pe Allison-Sylamore		0.00		

Fund	Fund Description	Beginning Balance			Ending Balance
Type	Type Description	Debits		Credits	
BBF		8,627.50		8,627.50	
					0.00
KBJ62B5	**83rd Sp-3pe Dodd Mtn Vol Fire**		**0.00**		
BBF		8,627.50		8,627.50	
					0.00
KBJ62B6	**83rd Sp-3pe Fifty-Six Vol Fire**		**0.00**		
BBF		8,627.50		8,627.50	
					0.00
KBJ62B7	**83rd SP-3PX Winthrop**		**0.00**		
BBF		3,595.00		3,595.00	
					0.00
KBJ62B8	**83rd SP-3PX Ashdown**		**0.00**		
BBF		68,302.00		68,302.00	
					0.00
KBJ62B9	**83rd Sp-3rf Elaine Civic Cente**		**0.00**		
BBF		10,783.00		10,783.00	
					0.00
KBJ62BB	**83rd SP-3RF St Charles**		**0.00**		
BBF		10,783.00		10,783.00	
					0.00
KBJ62BM	**83rd Sp-3vb Luxora Blow Out**		**0.00**		
BBF		8,986.00		8,986.00	
					0.00
KBJ62C1	**83rd SP-3RF Marvell**		**0.00**		
BBF		12,090.00		12,090.00	
					0.00
KBJ62C2	**83rd SP-3RF Lake View**		**0.00**		
BBF		12,582.00		12,582.00	
					0.00
KBJ62C3	**83rd SP-3RF West Helena**		**0.00**		
BBF		12,582.00		12,582.00	
					0.00
KBJ62C4	**83rd SP-3RF Holly Grove**		**0.00**		
BBF		12,582.00		12,582.00	
					0.00
KBJ62C5	**83rd SP-3RQ Dermott**		**0.00**		
BBF		21,569.00		21,569.00	
					0.00
KBJ62C6	**83rd SP-3RQ Eudora**		**0.00**		
BBF		21,569.00		21,569.00	
					0.00
KBJ62C7	**83rd SP-3RQ Mcghee**		**0.00**		
BBF		21,569.00		21,569.00	
					0.00
KBJ62C8	**83rd Sp-3rq Main Line Health S**		**0.00**		
BBF		35,948.00		35,948.00	
					0.00
KBJ62C9	**83rd SP-3RV Sr Citz Ctr Chides**		**0.00**		
BBF		9,245.00		9,245.00	
					0.00

Fund / Type	Fund Description / Type Description	Beginning Balance / Debits		Credits	Ending Balance
KBJ62CC	**83rd Ses Marion Walking Trail**		**0.00**		
BBF		35,948.00		35,948.00	
					0.00
KBJ62D1	**83rd SP-3RV Mcneil Comty Ctr**		**0.00**		
BBF		14,379.00		14,379.00	
					0.00
KBJ62D2	**83rd Sp-3rv Iraclark Park Cam**		**0.00**		
BBF		28,759.00		28,759.00	
					0.00
KBJ62D3	**83rd Sp-3rx Tri Co Fair Mccror**		**0.00**		
BBF		14,379.00		14,379.00	
					0.00
KBJ62D4	**83rd Sp-3rx Wynne Nat Guard**		**0.00**		
BBF		14,379.00		14,379.00	
					0.00
KBJ62D5	**83rd SP-3SA Chicot Co Library**		**0.00**		
BBF		7,190.00		7,190.00	
					0.00
KBJ62D6	**83rd SP-3SA Drew Co Library**		**0.00**		
BBF		6,339.00		6,339.00	
					0.00
KBJ62D7	**83rd SP-3SA Bradley Co Libra**		**0.00**		
BBF		7,190.00		7,190.00	
					0.00
KBJ62D8	**83rd SP-3SA Lincoln Co Libra**		**0.00**		
BBF		7,190.00		7,190.00	
					0.00
KBJ62D9	**83rd SP-3SD Mitchellville**		**0.00**		
BBF		19,147.20		19,147.20	
					0.00
KBJ62E1	**83rd SP-3SD Humphrey**		**0.00**		
BBF		19,147.20		19,147.20	
					0.00
KBJ62E2	**83rd SP-3SD Wabbaseka**		**0.00**		
BBF		35,749.95		35,749.95	
					0.00
KBJ62E3	**83rd SP-3SG Monroe County**		**0.00**		
BBF		28,759.00		28,759.00	
					0.00
KBJ62E4	**83rd SP-3SJ Rural Fire 2**		**0.00**		
BBF		3,594.78		3,594.78	
					0.00
KBJ62E5	**83rd SP-3SJ Rural Fire 3**		**0.00**		
BBF		3,594.78		3,594.78	
					0.00
KBJ62E6	**83rd SP-3SJ Rural Fire 4**		**0.00**		
BBF		3,594.78		3,594.78	
					0.00
KBJ62E7	**83rd SP-3SJ Rural Fire 5**		**0.00**		
BBF		3,594.76		3,594.76	

Fund / Type	Fund Description / Type Description	Beginning Balance / Debits		Credits	Ending Balance
					0.00
KBJ62E8	83rd SP-3SJ Rural Fire 6		0.00		
BBF		3,594.76		3,594.76	
					0.00
KBJ62E9	83rd SP-3SJ Rural Fire 7		0.00		
BBF		3,594.76		3,594.76	
					0.00
KBJ62F1	83rd SP-3SJ Rural Fire 8		0.00		
BBF		3,594.75		3,594.75	
					0.00
KBJ62F2	83rd SP-3SJ Rural Fire 9		0.00		
BBF		3,594.75		3,594.75	
					0.00
KBJ62F3	83rd SP-3SJ Rural Fire 10		0.00		
BBF		3,594.75		3,594.75	
					0.00
KBJ62F4	83rd SP-3SJ Rural Fire 11		0.00		
BBF		3,594.75		3,594.75	
					0.00
KBJ62F5	83rd SP-3SJ Lamar		0.00		
BBF		3,594.75		3,594.75	
					0.00
KBJ62F6	83rd SP-3SJ Knoxville		0.00		
BBF		3,594.77		3,594.77	
					0.00
KBJ62F7	83rd SP-3SJ Coal Hill		0.00		
BBF		3,594.76		3,594.76	
					0.00
KBJ62F8	83rd SP-3SJ Clarksville		0.00		
BBF		3,594.76		3,594.76	
					0.00
KBJ62F9	83rd SP-3SJ London Rural		0.00		
BBF		3,594.76		3,594.76	
					0.00
KBJ62FU	83rd SP 4FU Saline Career Ctr		0.00		
BBF		718,960.00		718,960.00	
					0.00
KBJ62FV	83rd Sp-4fv Blytheville Gosnel		0.00		
BBF		3,595.00		3,595.00	
					0.00
KBJ62FW	83rd Ses Proj-4fw Nlr Various		0.00		
BBF		241,802.00		241,802.00	
					0.00
KBJ62G1	83rd SP-3SJ Bayiss Rural		0.00		
BBF		3,594.76		3,594.76	
					0.00
KBJ62G2	83rd SP-3SJ Linker Rural		0.00		
BBF		3,594.76		3,594.76	
					0.00
KBJ62G3	83rd SP-3SJ Dover City		0.00		

Fund / Type	Fund Description / Type Description	Beginning Balance / Debits		Credits	Ending Balance
BBF		3,594.76		3,594.76	
					0.00
KBJ62G4	**83rd SP-3SJ Dover Rural**		**0.00**		
BBF		3,594.76		3,594.76	
					0.00
KBJ62G5	**83rd SP-3SJ Hatley**		**0.00**		
BBF		3,594.76		3,594.76	
					0.00
KBJ62G6	**83rd SP-3SK Clarksville Mul**		**0.00**		
BBF		143,792.00		143,792.00	
					0.00
KBJ62G7	**83rd SP-3SK London**		**0.00**		
BBF		14,379.00		14,379.00	
					0.00
KBJ62G8	**83rd SP-3SK Johnson Co Crth**		**0.00**		
BBF		17,975.00		17,975.00	
					0.00
KBJ62G9	**83rd SP-3SK Johnson Co Fair**		**0.00**		
BBF		35,948.00		35,948.00	
					0.00
KBJ62GW	**83rd Sp-5gw Ft Smith Creekm**		**0.00**		
BBF		89,871.00		89,871.00	
					0.00
KBJ62H1	**83rd Sp-3sd Tri Co Soccer Ass**		**0.00**		
BBF		17,975.00		17,975.00	
					0.00
KBJ62H2	**83rd Sp-3sm Sevier Co Courth**		**0.00**		
BBF		35,948.00		35,948.00	
					0.00
KBJ62H3	**83rd Sp-3sm Hempstead Co C**		**0.00**		
BBF		17,975.00		17,975.00	
					0.00
KBJ62H4	**83rd SP-3SN Sevier County Fa**		**0.00**		
BBF		28,759.00		28,759.00	
					0.00
KBJ62H5	**83rd SP-3SQ Broadmore Neigl**		**0.00**		
BBF		14,379.00		14,379.00	
					0.00
KBJ62H6	**83rd SP-3SQ Jeff Co Small Bu**		**0.00**		
BBF		17,975.00		17,975.00	
					0.00
KBJ62H7	**83rd SP-3SQ Pine Bluff Nghbh**		**0.00**		
BBF		17,975.00		17,975.00	
					0.00
KBJ62H8	**83rd Sp-3sr Madison Co Youth**		**0.00**		
BBF		21,569.00		21,569.00	
					0.00
KBJ62H9	**83rd SP-3SR Madison Co Sr C**		**0.00**		
BBF		10,338.00		10,338.00	
					0.00

Fund / Type	Fund Description / Type Description	Beginning Balance / Debits		Credits	Ending Balance
KBJ62HA	**83rd Ses Proj Hm Housing Pro**		**0.00**		
BBF		8,986.00		8,986.00	
					0.00
KBJ62HG	**83rd Sp-5hg Egypt Storm Shel**		**0.00**		
BBF		35,948.00		35,948.00	
					0.00
KBJ62HH	**83rd Sp-5hh Southridge Vol Fi**		**0.00**		
BBF		35,948.00		35,948.00	
					0.00
KBJ62HK	**83rd Sp-5hk Risher Red Cmty**		**0.00**		
BBF		10,783.00		10,783.00	
					0.00
KBJ62HM	**83rd Sp-5hm Goshen Elkins R**		**0.00**		
BBF		53,922.00		53,922.00	
					0.00
KBJ62HN	**83rd SP-5HN Higgins Rec Fac**		**0.00**		
BBF		35,948.00		35,948.00	
					0.00
KBJ62HQ	**83rd Sp-5hq Lincoln Police De**		**0.00**		
BBF		14,379.00		14,379.00	
					0.00
KBJ62HR	**83rd Sp-5hr Washington Cty W**		**0.00**		
BBF		50,328.00		50,328.00	
					0.00
KBJ62HU	**83rd SP-5HU Oak Grove Cmty**		**0.00**		
BBF		32,352.00		32,352.00	
					0.00
KBJ62HV	**83rd SP-5HV Runyan Acres**		**0.00**		
BBF		43,137.00		43,137.00	
					0.00
KBJ62HZ	**83rd Sp-5hz Runyan Acres Fir**		**0.00**		
BBF		3,595.00		3,595.00	
					0.00
KBJ62J1	**83rd Sp-3sx Searcy Co Senior**		**0.00**		
BBF		8,986.00		8,986.00	
					0.00
KBJ62J2	**83rd Sp-3sx Jasper Senior Ce**		**0.00**		
BBF		8,986.00		8,986.00	
					0.00
KBJ62J3	**83rd Sp-3sy Van Buren Co Tra**		**0.00**		
BBF		17,975.00		17,975.00	
					0.00
KBJ62J4	**83rd SP-3TF Cotter**		**0.00**		
BBF		8,627.51		8,627.51	
					0.00
KBJ62J5	**83rd SP-3TF Gassville**		**0.00**		
BBF		8,627.50		8,627.50	
					0.00
KBJ62J6	**83rd SP-3TF Grover Township**		**0.00**		
BBF		8,627.50		8,627.50	

Fund / Type	Fund Description / Type Description	Beginning Balance / Debits		Credits	Ending Balance
					0.00
KBJ62J7	83rd SP-3TF Midway		0.00		
BBF		8,627.49		8,627.49	
					0.00
KBJ62J8	83rd SP-3TF Mt Home Rural		0.00		
BBF		8,627.49		8,627.49	
					0.00
KBJ62J9	83rd SP-3TJ Bono		0.00		
BBF		8,387.34		8,387.34	
					0.00
KBJ62JA	83rd-5JA Oak Grove Fire Dept		0.00		
BBF		3,595.00		3,595.00	
					0.00
KBJ62JB	83rd Sp-5jb Sylvan Hills Fire		0.00		
BBF		3,595.00		3,595.00	
					0.00
KBJ62JC	83rd Sp-5jc Gravel Ridge Fire		0.00		
BBF		3,595.00		3,595.00	
					0.00
KBJ62JD	83rd Sp-5jd Wstrn Pulaski Fire		0.00		
BBF		35,948.00		35,948.00	
					0.00
KBJ62K1	83rd SP-3TJ Brookland		0.00		
BBF		8,387.32		8,387.32	
					0.00
KBJ62K2	83rd SP-3TK Greensboro		0.00		
BBF		10,784.50		10,784.50	
					0.00
KBJ62K3	83rd SP-3TM Bradley Co Rural		0.00		
BBF		2,156.81		2,156.81	
					0.00
KBJ62K4	83rd SP-3TM Warren Co Line		0.00		
BBF		2,156.81		2,156.81	
					0.00
KBJ62K5	83rd SP-3TM New Edinburg		0.00		
BBF		2,156.81		2,156.81	
					0.00
KBJ62K6	83rd SP-3TM Heritage		0.00		
BBF		2,156.81		2,156.81	
					0.00
KBJ62K7	83rd SP-3TM Hermitage		0.00		
BBF		2,156.81		2,156.81	
					0.00
KBJ62K8	83rd SP-3TM Jersey		0.00		
BBF		2,156.81		2,156.81	
					0.00
KBJ62K9	83rd Sp-3tm Pleasantville Rura		0.00		
BBF		2,062.74		2,062.74	
					0.00
KBJ62KB	83rd Sp-5kb Pine Bluff Boy/Gi		0.00		

Fund	Fund Description	Beginning Balance			Ending Balance
Type	Type Description	Debits		Credits	
BBF		14,379.00		14,379.00	
					0.00
KBJ62KE	83rd Sp-)5ke W Ark Planning D		0.00		
BBF		50,328.00		50,328.00	
					0.00
KBJ62M1	83rd SP-3TM Rye		0.00		
BBF		2,156.81		2,156.81	
					0.00
KBJ62M2	83rd SP-3TM Sumpter Rural		0.00		
BBF		2,156.81		2,156.81	
					0.00
KBJ62M3	83rd SP-3TN Hampton		0.00		
BBF		2,156.79		2,156.79	
					0.00
KBJ62M4	83rd SP-3TN Harrell		0.00		
BBF		2,156.78		2,156.78	
					0.00
KBJ62M5	83rd SP-3TN Thornton		0.00		
BBF		2,156.78		2,156.78	
					0.00
KBJ62M6	83rd SP-3TN Tinsman		0.00		
BBF		2,156.78		2,156.78	
					0.00
KBJ62M7	83rd SP-3TW Columbus		0.00		
BBF		7,189.60		7,189.60	
					0.00
KBJ62M8	83rd SP-3TW Ozan		0.00		
BBF		7,189.59		7,189.59	
					0.00
KBJ62M9	83rd SP-3TW Saratoga		0.00		
BBF		7,189.59		7,189.59	
					0.00
KBJ62MA	83rd Sp-3ma Frnkln Co Crt Hs		0.00		
BBF		44,935.50		44,935.50	
					0.00
KBJ62MB	83rd SP-3MB Nw Dist Fair Lvst		0.00		
BBF		71,896.00		71,896.00	
					0.00
KBJ62MC	83rd Sp-3mc Parrish Rad Thrp		0.00		
BBF		71,896.00		71,896.00	
					0.00
KBJ62MD	83rd Sp-3md Arch St Yth Assn		0.00		
BBF		28,759.00		28,759.00	
					0.00
KBJ62ME	83rd Sp-3me East End Ballparl		0.00		
BBF		89,871.00		89,871.00	
					0.00
KBJ62MF	83rd Sp-3mf Saline Co Fairgro		0.00		
BBF		107,843.00		107,843.00	
					0.00

Fund / Type	Fund Description / Type Description	Beginning Balance / Debits		Credits	Ending Balance
KBJ62MG	**83rd SP-3MG Danas House**		**0.00**		
BBF		28,759.00		28,759.00	
					0.00
KBJ62MH	**83rd SP-3MH Humphrey Impro**		**0.00**		
BBF		143,792.00		143,792.00	
					0.00
KBJ62MJ	**83rd SP-3MJ Camp Pfeifer**		**0.00**		
BBF		179,739.00		179,739.00	
					0.00
KBJ62MK	**83rd Sp-3mk Sylamore Allison**		**0.00**		
BBF		8,627.51		8,627.51	
					0.00
KBJ62MM	**83rd Sp-3mm Clarendon Tour**		**0.00**		
BBF		21,569.00		21,569.00	
					0.00
KBJ62MN	**83rd Sp-3mn Lexa Grant Fire E**		**0.00**		
BBF		25,162.00		25,162.00	
					0.00
KBJ62MP	**83rd SP-3MP Boles Cmty Ctr**		**0.00**		
BBF		10,783.00		10,783.00	
					0.00
KBJ62MQ	**83rd SP-3MQ Crawford Co Rac**		**0.00**		
BBF		35,948.00		35,948.00	
					0.00
KBJ62MR	**83rd SP-3MR Mena Sr Cit Ctr**		**0.00**		
BBF		35,948.00		35,948.00	
					0.00
KBJ62MS	**83rd SP-3MS Jasper Fire Dept**		**0.00**		
BBF		7,190.00		7,190.00	
					0.00
KBJ62MT	**83rd Sp-3mt Sebastian Co Dru**		**0.00**		
BBF		71,896.00		71,896.00	
					0.00
KBJ62MU	**83rd SP-3MU Am Legion Hut Ir**		**0.00**		
BBF		14,379.00		14,379.00	
					0.00
KBJ62MV	**83rd Sp-3mv Western Grove F**		**0.00**		
BBF		7,190.00		7,190.00	
					0.00
KBJ62MW	**83rd Sp-3mw Antoine Vol Fire**		**0.00**		
BBF		7,190.00		7,190.00	
					0.00
KBJ62MX	**83rd Sp-3mx Ntnl Grd Armry A**		**0.00**		
BBF		35,948.00		35,948.00	
					0.00
KBJ62MY	**83rd SP-3MY Tupelo Park**		**0.00**		
BBF		4,673.00		4,673.00	
					0.00
KBJ62MZ	**83rd Sp-3mz Lr Drainage Imp S**		**0.00**		
BBF		71,896.00		71,896.00	

Fund / Type	Fund Description / Type Description	Beginning Balance / Debits		Credits	Ending Balance
					0.00
KBJ62N1	83rd SP-3TW Yancey		0.00		
BBF		7,189.59		7,189.59	
					0.00
KBJ62N2	83rd SP-3TW Center Point		0.00		
BBF		7,189.59		7,189.59	
					0.00
KBJ62N3	83rd SP-3TW Cottonshed		0.00		
BBF		7,189.59		7,189.59	
					0.00
KBJ62N4	83rd SP-3TW Mineral Springs		0.00		
BBF		7,189.59		7,189.59	
					0.00
KBJ62N5	83rd SP-3TW Tollette		0.00		
BBF		6,908.65		6,908.65	
					0.00
KBJ62N6	83rd SP-3TW Horatio		0.00		
BBF		7,189.59		7,189.59	
					0.00
KBJ62N7	83rd SP-3TW Central		0.00		
BBF		7,189.58		7,189.58	
					0.00
KBJ62N8	83rd SP-3TW Locksburg		0.00		
BBF		7,189.58		7,189.58	
					0.00
KBJ62N9	83rd SP-3TW Cossatot		0.00		
BBF		7,189.58		7,189.58	
					0.00
KBJ62NA	83rd Sp-3na Jax Branch Nlr B		0.00		
BBF		7,190.00		7,190.00	
					0.00
KBJ62NB	83rd SP-3NB Lockesburg Park		0.00		
BBF		7,190.00		7,190.00	
					0.00
KBJ62NC	83rd SP-3NC Cossatot TC Gra		0.00		
BBF		61,111.00		61,111.00	
					0.00
KBJ62ND	83rd Sp-3nd Ice Storm Clean I		0.00		
BBF		35,948.00		35,948.00	
					0.00
KBJ62NE	83rd Sp-3ne Ben Lomand Vol I		0.00		
BBF		7,190.00		7,190.00	
					0.00
KBJ62NF	83rd Sp-3nf Educ Blue Ribbon		0.00		
BBF		107,843.00		107,843.00	
					0.00
KBJ62NG	83rd SP-3NG Crossett Sport C		0.00		
BBF		35,948.00		35,948.00	
					0.00
KBJ62NH	83rd SP-3NH Monticello Dav V		0.00		

Fund	Fund Description	Beginning Balance			Ending Balance
Type	Type Description	Debits		Credits	
BBF		10,065.00		10,065.00	
					0.00
KBJ62NJ	83rd SP-3NJ ML King Comm		0.00		
BBF		11,504.00		11,504.00	
					0.00
KBJ62NK	83rd Sp-3nk Sevier Co Hlth De		0.00		
BBF		71,896.00		71,896.00	
					0.00
KBJ62NM	83rd Sp-3nm Uapb Aquacultur		0.00		
BBF		215,688.00		215,688.00	
					0.00
KBJ62NN	83rd Sp-3nn Rural Fire 1 Jhnsı		0.00		
BBF		3,594.81		3,594.81	
					0.00
KBJ62NP	83rd SP-3NP Howard Co Libra		0.00		
BBF		3,285.00		3,285.00	
					0.00
KBJ62NQ	83rd SP-3NQ Needy Paws Anir		0.00		
BBF		3,595.00		3,595.00	
					0.00
KBJ62NR	83rd SP-3NR Moreland Vol Fire		0.00		
BBF		3,595.00		3,595.00	
					0.00
KBJ62NS	83rd SP-3NS Pledger Fire Trng		0.00		
BBF		61,111.00		61,111.00	
					0.00
KBJ62NT	83rd SP-3NT Scott Volunteer F		0.00		
BBF		10,784.30		10,784.30	
					0.00
KBJ62NU	83rd SP-3NU Lonoke Except S		0.00		
BBF		35,948.00		35,948.00	
					0.00
KBJ62NV	83rd SP-3NV Open Arms Shelt		0.00		
BBF		35,948.00		35,948.00	
					0.00
KBJ62NX	83rd SP-3NX Lake Village FD		0.00		
BBF		33,790.00		33,790.00	
					0.00
KBJ62NY	83rd SP-3NY Drew Co Fire Dep		0.00		
BBF		7,190.00		7,190.00	
					0.00
KBJ62NZ	83rd SP-3NZ North Malvern Pa		0.00		
BBF		54,426.00		54,426.00	
					0.00
KBJ62P1	83rd SP-3TW Provo		0.00		
BBF		7,189.58		7,189.58	
					0.00
KBJ62P2	83rd SP-3TW Nathan		0.00		
BBF		7,189.56		7,189.56	
					0.00

Fund / Type	Fund Description / Type Description	Beginning Balance / Debits		Credits	Ending Balance
KBJ62P3	**83rd SP-3TW Cossatot**		**0.00**		
BBF		7,189.59		7,189.59	
					0.00
KBJ62P4	**83rd SP-3TW Howard Co Sear**		**0.00**		
BBF		7,189.59		7,189.59	
					0.00
KBJ62P5	**83rd Sp-3tx Crawford Co Cnt E**		**0.00**		
BBF		129,412.50		129,412.50	
					0.00
KBJ62P6	**83rd SP-3TY Rogers Sr Act Ctr**		**0.00**		
BBF		8,484.40		8,484.40	
					0.00
KBJ62P7	**83rd SP-3UD Nevada Co Cham**		**0.00**		
BBF		86,275.00		86,275.00	
					0.00
KBJ62P8	**83rd SP-3UD Nevada Co Day S**		**0.00**		
BBF		7,190.00		7,190.00	
					0.00
KBJ62P9	**83rd Sp-3ue Hempstead Co Ct**		**0.00**		
BBF		17,975.00		17,975.00	
					0.00
KBJ62PA	**83rd SP-3PA NW Area Aging**		**0.00**		
BBF		53,922.00		53,922.00	
					0.00
KBJ62PB	**83rd Sp-3pb Hartford Mun Con**		**0.00**		
BBF		68,302.00		68,302.00	
					0.00
KBJ62PC	**83rd Sp-3pc Agnos Glencoe H**		**0.00**		
BBF		8,627.53		8,627.53	
					0.00
KBJ62PD	**83 Sp-3pd Monette Vfd/Craigh**		**0.00**		
BBF		10,784.30		10,784.30	
					0.00
KBJ62PE	**83rd SP-3PE Mtn View VFD**		**0.00**		
BBF		8,627.52		8,627.52	
					0.00
KBJ62PF	**83rd SP-3PF Pope Co Area Agi**		**0.00**		
BBF		431,376.00		431,376.00	
					0.00
KBJ62PG	**83rd Sp-3pg Boone Co Ret Sr**		**0.00**		
BBF		10,783.00		10,783.00	
					0.00
KBJ62PH	**83rd Sp-3ph Archsteendhensle**		**0.00**		
BBF		64,707.00		64,707.00	
					0.00
KBJ62PJ	**83rd Sp-3pj Greenwood Water**		**0.00**		
BBF		53,922.00		53,922.00	
					0.00
KBJ62PK	**83rd Sp-3pk Saline Co Infrstrc**		**0.00**		
BBF		53,922.00		53,922.00	

Fund / Type	Fund Description / Type Description	Beginning Balance / Debits		Credits	Ending Balance
					0.00
KBJ62PM	83rd Sp-3pm College Sta Rec I		0.00		
BBF		251,636.00		251,636.00	
					0.00
KBJ62PN	83rd GIF Remodel Equipment		0.00		
BBF		35,948.00		35,948.00	
					0.00
KBJ62PP	83rd SP-3PP Truman Cap Proj		0.00		
BBF		107,843.00		107,843.00	
					0.00
KBJ62PQ	83rd Sp-3pq Tri Co Reg Water		0.00		
BBF		23,006.00		23,006.00	
					0.00
KBJ62PR	83rd SP-3PR Altus Improveme		0.00		
BBF		35,948.00		35,948.00	
					0.00
KBJ62PS	83rd SP-3PS Magazine		0.00		
BBF		35,948.00		35,948.00	
					0.00
KBJ62PT	83rd SP-3PT Paris Sidewalks		0.00		
BBF		35,948.00		35,948.00	
					0.00
KBJ62PU	83rd SP-3PU Paris B & G Club:		0.00		
BBF		14,379.00		14,379.00	
					0.00
KBJ62PV	83rd SP-3PV Waldron City Par		0.00		
BBF		50,328.00		50,328.00	
					0.00
KBJ62PW	83rd Sp-3pw Waldron Parking		0.00		
BBF		21,569.00		21,569.00	
					0.00
KBJ62PX	83rd SP-3PX Foreman		0.00		
BBF		17,975.00		17,975.00	
					0.00
KBJ62PY	83rd SP-3PY Various Museums		0.00		
BBF		10,783.00		10,783.00	
					0.00
KBJ62PZ	83rd Sp-3pz Corley Rural Fire		0.00		
BBF		14,379.00		14,379.00	
					0.00
KBJ62Q1	83rd SP-3UE Hempstead Co Ju		0.00		
BBF		89,871.00		89,871.00	
					0.00
KBJ62Q2	83rd SP-3UF Washington		0.00		
BBF		3,594.71		3,594.71	
					0.00
KBJ62Q3	83rd SP-3UF Blevins		0.00		
BBF		3,594.70		3,594.70	
					0.00
KBJ62Q4	83rd SP-3UF Guernsey		0.00		

Fund / Type	Fund Description / Type Description	Beginning Balance / Debits		Credits	Ending Balance
BBF		3,594.69		3,594.69	
					0.00
KBJ62Q5	**83rd SP-3UF Hope City**		**0.00**		
BBF		3,594.69		3,594.69	
					0.00
KBJ62Q6	**83rd SP-3UF Hope Rescue**		**0.00**		
BBF		3,594.69		3,594.69	
					0.00
KBJ62Q7	**83rd SP-3UF Mccaskill**		**0.00**		
BBF		3,594.69		3,594.69	
					0.00
KBJ62Q8	**83rd SP-3UF Fulton**		**0.00**		
BBF		3,594.69		3,594.69	
					0.00
KBJ62Q9	**83rd SP-3UF Deann**		**0.00**		
BBF		3,594.69		3,594.69	
					0.00
KBJ62R1	**83rd SP-3UF Cross Roads**		**0.00**		
BBF		3,594.69		3,594.69	
					0.00
KBJ62R2	**83rd SP-3UF Parmos**		**0.00**		
BBF		3,594.69		3,594.69	
					0.00
KBJ62R3	**83rd SP-3UF Perrytown**		**0.00**		
BBF		3,594.69		3,594.69	
					0.00
KBJ62R4	**83rd SP-3UF Southeast**		**0.00**		
BBF		3,594.69		3,594.69	
					0.00
KBJ62R5	**83rd SP-3VB Joiner Communit**		**0.00**		
BBF		21,569.00		21,569.00	
					0.00
KBJ62R6	**83rd SP-3VB Gilmore**		**0.00**		
BBF		21,569.00		21,569.00	
					0.00
KBJ62R7	**83rd Sp-3vb Turrell Infrastruc**		**0.00**		
BBF		39,543.00		39,543.00	
					0.00
KBJ62R8	**83rd SP-3VB Wilson Improvem**		**0.00**		
BBF		10,783.00		10,783.00	
					0.00
KBJ62R9	**83rd SP-3VB Osceola For Dem**		**0.00**		
BBF		26,961.00		26,961.00	
					0.00
KBJ62RA	**83rd Sp-3ra Booneville Sr Cit**		**0.00**		
BBF		17,975.00		17,975.00	
					0.00
KBJ62RB	**83rd SP-3RB Wedington Vol Fi**		**0.00**		
BBF		10,783.00		10,783.00	
					0.00

Fund / Type	Fund Description / Type Description	Beginning Balance / Debits		Credits	Ending Balance
KBJ62RC	**83rd Sp-3rc Siloam Sp Water T**		**0.00**		
BBF		10,783.00		10,783.00	
					0.00
KBJ62RD	**83rd Sp-3rd Johnson Police D**		**0.00**		
BBF		10,783.00		10,783.00	
					0.00
KBJ62RE	**83rd Sp-3re Franklin Co Vfw M**		**0.00**		
BBF		17,975.00		17,975.00	
					0.00
KBJ62RF	**83rd Sp-3rf Helena Comty Cen**		**0.00**		
BBF		71,896.00		71,896.00	
					0.00
KBJ62RG	**83rd Sp-3rg Star City Conv Ctr**		**0.00**		
BBF		575,167.00		575,167.00	
					0.00
KBJ62RH	**83rd Sp-3rh Clevelnd Co Loan**		**0.00**		
BBF		71,896.00		71,896.00	
					0.00
KBJ62RJ	**83rd SP-3RJ Ione Comty Park**		**0.00**		
BBF		7,190.00		7,190.00	
					0.00
KBJ62RK	**83rd Sp-3rk Bradley Vol Fire D**		**0.00**		
BBF		89,871.00		89,871.00	
					0.00
KBJ62RM	**83rd Sp-3rm Caddo Indian Cul**		**0.00**		
BBF		10,783.00		10,783.00	
					0.00
KBJ62RN	**83rd Sp-3rn Bay Various Proje**		**0.00**		
BBF		61,111.00		61,111.00	
					0.00
KBJ62RP	**83rd SP-3RP White Hall Cty Ct**		**0.00**		
BBF		215,688.00		215,688.00	
					0.00
KBJ62RQ	**83rd SP-3RQ Lake Village**		**0.00**		
BBF		21,569.00		21,569.00	
					0.00
KBJ62RR	**83rd Sp-3rr Phillips Co Librar**		**0.00**		
BBF		46,731.00		46,731.00	
					0.00
KBJ62RS	**83rd Sp-3rs Ark Aviation Tech**		**0.00**		
BBF		140,198.00		140,198.00	
					0.00
KBJ62RT	**83rd Sp-3rt Bella Vista Cmty C**		**0.00**		
BBF		71,896.00		71,896.00	
					0.00
KBJ62RU	**83rd SP-3RU Sharp County Fa**		**0.00**		
BBF		14,379.00		14,379.00	
					0.00
KBJ62RV	**83rd Sp-3rv Oak Grove Comty**		**0.00**		
BBF		6,163.00		6,163.00	

Fund / Type	Fund Description / Type Description	Beginning Balance / Debits		Credits	Ending Balance
					0.00
KBJ62RW	83rd SP-3RW Camden Econ D		0.00		
BBF		79,087.00		79,087.00	
					0.00
KBJ62RX	83rd Sp-3rx Wynne Baseball S		0.00		
BBF		43,137.00		43,137.00	
					0.00
KBJ62RZ	83rd Sp-3rz Ovrsgt Cmt Prosta		0.00		
BBF		359,479.00		359,479.00	
					0.00
KBJ62SA	83rd SP-3SA Ashley Co Librar		0.00		
BBF		7,190.00		7,190.00	
					0.00
KBJ62SB	83rd Sp-3sb Cleburne Fairgr Ir		0.00		
BBF		17,975.00		17,975.00	
					0.00
KBJ62SC	83rd SP-3SC Lonoke Comty C		0.00		
BBF		35,948.00		35,948.00	
					0.00
KBJ62SD	83rd SP-3SD Dumas		0.00		
BBF		32,429.40		32,429.40	
					0.00
KBJ62SE	83rd SP-3SE Ark Fire Academy		0.00		
BBF		71,896.00		71,896.00	
					0.00
KBJ62SF	83rd Sp-3sf Co Crthse Ann Ma		0.00		
BBF		71,896.00		71,896.00	
					0.00
KBJ62SG	83rd SP-3SG Ulm		0.00		
BBF		7,190.00		7,190.00	
					0.00
KBJ62SH	83rd Sp-3sh Newton Co Nursir		0.00		
BBF		71,896.00		71,896.00	
					0.00
KBJ62SJ	83rd SP-3SJ Rural Fire 1		0.00		
BBF		3,594.78		3,594.78	
					0.00
KBJ62SK	83rd SP-3SK Pledger Fire Trng		0.00		
BBF		17,975.00		17,975.00	
					0.00
KBJ62SM	83rd SP-3SM Howard Courtho		0.00		
BBF		35,948.00		35,948.00	
					0.00
KBJ62SN	83rd SP-3SN Howard County F		0.00		
BBF		28,759.00		28,759.00	
					0.00
KBJ62SP	83rd SP-3SP Waldo St Repair		0.00		
BBF		14,379.00		14,379.00	
					0.00
KBJ62SQ	83rd Sp-3sq Pine Bluff Pk & R		0.00		

Fund / Type	Fund Description / Type Description	Beginning Balance / Debits		Credits	Ending Balance
BBF		21,569.00		21,569.00	
					0.00
KBJ62SR	**83rd SP-3SR Madison Co Libra**		**0.00**		
BBF		70,458.00		70,458.00	
					0.00
KBJ62SS	**83rd Sp-3ss Forrester Davis D**		**0.00**		
BBF		35,948.00		35,948.00	
					0.00
KBJ62ST	**83rd Sp-3st Columbia Co Rura**		**0.00**		
BBF		17,975.00		17,975.00	
					0.00
KBJ62SU	**83rd Sp-3su Ouachita Co Fair**		**0.00**		
BBF		17,975.00		17,975.00	
					0.00
KBJ62SV	**83rd Sp-3sv Columbia Fair Bo**		**0.00**		
BBF		17,975.00		17,975.00	
					0.00
KBJ62SW	**83rd Sp-3sw Ouachita Co Fire**		**0.00**		
BBF		17,975.00		17,975.00	
					0.00
KBJ62SX	**83rd Sp-3sx Leslie Comty Cen**		**0.00**		
BBF		10,783.00		10,783.00	
					0.00
KBJ62SY	**83rd Sp-3sy Van Buren County**		**0.00**		
BBF		8,986.00		8,986.00	
					0.00
KBJ62SZ	**83rd Sp-3sz Jackson Co Pur B**		**0.00**		
BBF		64,707.00		64,707.00	
					0.00
KBJ62T1	**83rd Sp-3vb Birdsong Infrastru**		**0.00**		
BBF		7,190.00		7,190.00	
					0.00
KBJ62T2	**83rd SP-3VC Chickalah Rural**		**0.00**		
BBF		3,594.82		3,594.82	
					0.00
KBJ62T3	**83rd SP-3VC Mt Nebo Rural**		**0.00**		
BBF		938.35		938.35	
					0.00
KBJ62T4	**83rd SP-3VC Briggsville**		**0.00**		
BBF		3,594.82		3,594.82	
					0.00
KBJ62T5	**83rd SP-3VC Rover**		**0.00**		
BBF		3,594.82		3,594.82	
					0.00
KBJ62T6	**83rd SP-3VC Aly Chula**		**0.00**		
BBF		3,594.78		3,594.78	
					0.00
KBJ62T7	**83rd SP-3VC West Fourche**		**0.00**		
BBF		3,594.78		3,594.78	
					0.00

Fund / Type	Fund Description / Type Description	Beginning Balance / Debits		Credits	Ending Balance
KBJ62T8	**83rd SP-3VC Galla Rock**		**0.00**		
BBF		3,594.78		3,594.78	
					0.00
KBJ62T9	**83rd SP-3VC Dutch Creek**		**0.00**		
BBF		3,594.78		3,594.78	
					0.00
KBJ62TA	**83rd Sp-3ta Old Jackson Co Ja**		**0.00**		
BBF		10,783.00		10,783.00	
					0.00
KBJ62TB	**83rd Sp-3tb Newoprt Station H**		**0.00**		
BBF		12,902.50		12,902.50	
					0.00
KBJ62TC	**83rd Sp-3tc Grlnd Co Garvan C**		**0.00**		
BBF		89,871.00		89,871.00	
					0.00
KBJ62TD	**83rd Sp-3td Ft Smith Nat Ceme**		**0.00**		
BBF		143,792.00		143,792.00	
					0.00
KBJ62TE	**83rd Sp-3te Jonesboroallen Ct**		**0.00**		
BBF		17,975.00		17,975.00	
					0.00
KBJ62TF	**83rd SP-3TF Clarkridge**		**0.00**		
BBF		8,628.51		8,628.51	
					0.00
KBJ62TG	**83rd Sp-3tg Lake Cty Trndo Sh**		**0.00**		
BBF		35,948.00		35,948.00	
					0.00
KBJ62TH	**83rd Sp-3th Jnsbr Prkr Mils Ct**		**0.00**		
BBF		17,975.00		17,975.00	
					0.00
KBJ62TJ	**83rd SP-3TJ Philidelphia**		**0.00**		
BBF		8,387.35		8,387.35	
					0.00
KBJ62TK	**83rd SP-3TK Cole Corner**		**0.00**		
BBF		10,784.50		10,784.50	
					0.00
KBJ62TM	**83rd SP-3TM Banks**		**0.00**		
BBF		2,156.81		2,156.81	
					0.00
KBJ62TN	**83rd SP-3TN Chamberville**		**0.00**		
BBF		2,156.78		2,156.78	
					0.00
KBJ62TP	**83rd Sp-3tp Calhoun Co Sr Ctz**		**0.00**		
BBF		28,759.00		28,759.00	
					0.00
KBJ62TQ	**83rd SP-3TQ N L R Heflin YMC**		**0.00**		
BBF		359,479.00		359,479.00	
					0.00
KBJ62TR	**83rd Sp-3tr Walnut Rdg Flying**		**0.00**		
BBF		35,948.00		35,948.00	

Fund / Type	Fund Description / Type Description	Beginning Balance / Debits		Credits	Ending Balance
					0.00
KBJ62TS	83rd SP-3TS Lynn Vol Fire Dep		0.00		
BBF		35,948.00		35,948.00	
					0.00
KBJ62TT	83rd Sp-3tt Danville Mun Airpo		0.00		
BBF		7,190.00		7,190.00	
					0.00
KBJ62TU	83rd Sp-3tu Yell Co Spec Serv		0.00		
BBF		7,190.00		7,190.00	
					0.00
KBJ62TV	83rd Sp-3tv Potts Inn Operatio		0.00		
BBF		3,595.00		3,595.00	
					0.00
KBJ62TW	83rd SP-3TW Bingen		0.00		
BBF		7,189.59		7,189.59	
					0.00
KBJ62TX	83rd Sp-3tx Crawford Co Meeti		0.00		
BBF		14,379.50		14,379.50	
					0.00
KBJ62TY	83rd SP-3TY Rogers Sr Act Ctr		0.00		
BBF		135,307.60		135,307.60	
					0.00
KBJ62TZ	83rd Sp-3tz Charleston Sr Cit		0.00		
BBF		68,302.00		68,302.00	
					0.00
KBJ62U1	83rd SP-3VC Deleware		0.00		
BBF		3,594.78		3,594.78	
					0.00
KBJ62U2	83rd SP-3VC Danville		0.00		
BBF		3,594.80		3,594.80	
					0.00
KBJ62U3	83rd SP-3VC Belleville		0.00		
BBF		2,656.47		2,656.47	
					0.00
KBJ62U4	83rd SP-3VC Ola		0.00		
BBF		3,594.80		3,594.80	
					0.00
KBJ62U5	83rd SP-3VC Plainview		0.00		
BBF		3,454.33		3,454.33	
					0.00
KBJ62U6	83rd SP-3VC Havana		0.00		
BBF		3,594.80		3,594.80	
					0.00
KBJ62U7	83rd SP-3VF Joplin		0.00		
BBF		3,594.66		3,594.66	
					0.00
KBJ62U8	83rd SP-3VF Mt Ida		0.00		
BBF		3,594.68		3,594.68	
					0.00
KBJ62U9	83rd SP-3VF Norman		0.00		

Fund	Fund Description	Beginning Balance			Ending Balance
Type	Type Description	Debits		Credits	
BBF		3,594.68		3,594.68	
					0.00
KBJ62UC	**83rd Sp-3uc Hope Rainbow Ch**		**0.00**		
BBF		28,759.00		28,759.00	
					0.00
KBJ62UD	**83rd Sp-3ud Prescott Ntl Grd A**		**0.00**		
BBF		17,975.00		17,975.00	
					0.00
KBJ62UE	**83rd Sp-3ue Hempstead Co As**		**0.00**		
BBF		7,190.00		7,190.00	
					0.00
KBJ62UF	**83rd SP-3UF Springhill**		**0.00**		
BBF		3,594.69		3,594.69	
					0.00
KBJ62UH	**83rd Sp-3uh Gawan Wdlnd Btr**		**0.00**		
BBF		438,566.00		438,566.00	
					0.00
KBJ62UJ	**83rd Sp-3uj Brookland Fire Pro**		**0.00**		
BBF		7,189.50		7,189.50	
					0.00
KBJ62UK	**83rd Sp-3uk So Greene Co Fire**		**0.00**		
BBF		7,189.50		7,189.50	
					0.00
KBJ62UM	**83rd Sp-3um Paragould Fire D**		**0.00**		
BBF		15,000.00		15,000.00	
					0.00
KBJ62UN	**83rd Sp-3un Caraway Municipa**		**0.00**		
BBF		71,896.00		71,896.00	
					0.00
KBJ62UP	**83rd SP-3UP Monette Mun Imp**		**0.00**		
BBF		7,190.00		7,190.00	
					0.00
KBJ62UQ	**83rd Sp-3uq Sebastian Co Law**		**0.00**		
BBF		35,948.00		35,948.00	
					0.00
KBJ62UR	**83rd Sp-3ur Chicot Co Courtho**		**0.00**		
BBF		53,922.00		53,922.00	
					0.00
KBJ62US	**83rd Sp-3us Fountain Hill Clin**		**0.00**		
BBF		7,434.00		7,434.00	
					0.00
KBJ62UU	**83rd Sp-3uu Hector Firehs Cm**		**0.00**		
BBF		14,379.00		14,379.00	
					0.00
KBJ62UV	**83rd Sp-3uv Youth Partners Je**		**0.00**		
BBF		21,569.00		21,569.00	
					0.00
KBJ62UW	**83rd Sp-3uw Drew Lincoln Run**		**0.00**		
BBF		21,569.00		21,569.00	
					0.00

Fund / Type	Fund Description / Type Description	Beginning Balance / Debits		Credits	Ending Balance
KBJ62UX	**83rd Sp-3ux Monticello B & G**		**0.00**		
BBF		14,379.00		14,379.00	
					0.00
KBJ62UY	**83rd SP-3UY Coal Hill Cap Imp**		**0.00**		
BBF		21,569.00		21,569.00	
					0.00
KBJ62UZ	**83rd Sp-3uz Howard Co Courtl**		**0.00**		
BBF		71,896.00		71,896.00	
					0.00
KBJ62V6	**83rd SESS PROJ**		**0.00**		
BBF		17,975.00		17,975.00	
					0.00
KBJ62VA	**83rd Sp-3va Miss Co Vet Serv**		**0.00**		
BBF		10,136.00		10,136.00	
					0.00
KBJ62VB	**83rd Sp-3vb Luxora Infrastruct**		**0.00**		
BBF		17,975.00		17,975.00	
					0.00
KBJ62VC	**83rd SP-3VC Dardanelle Rural**		**0.00**		
BBF		3,594.82		3,594.82	
					0.00
KBJ62VD	**83rd Sp-3vd Jnsbr Cmty Plcing**		**0.00**		
BBF		14,379.00		14,379.00	
					0.00
KBJ62VE	**83rd Sp-3ve Crghd Forest Lak**		**0.00**		
BBF		35,948.00		35,948.00	
					0.00
KBJ62VF	**83rd SP-3VF Caddo Gap**		**0.00**		
BBF		3,594.66		3,594.66	
					0.00
KBJ62VG	**83rd SP-3VG Reeds Bridge**		**0.00**		
BBF		17,975.00		17,975.00	
					0.00
KBJ62VH	**83rd SP-3VH Mayflower**		**0.00**		
BBF		3,594.87		3,594.87	
					0.00
KBJ62VJ	**83rd Sp-3vj New Blaine Fire De**		**0.00**		
BBF		7,190.00		7,190.00	
					0.00
KBJ62VK	**83rd SP-3VK Earl Constructior**		**0.00**		
BBF		35,948.00		35,948.00	
					0.00
KBJ62VM	**83rd Sp-3vm Wheatley Cmty C**		**0.00**		
BBF		10,783.00		10,783.00	
					0.00
KBJ62VN	**83rd Sp-3vn N Pulaski Vol Fire**		**0.00**		
BBF		7,190.00		7,190.00	
					0.00
KBJ62VP	**83rd SP-3VP Deer Ctr Siding**		**0.00**		
BBF		10,783.00		10,783.00	

Fund / Type	Fund Description / Type Description	Beginning Balance / Debits		Credits	Ending Balance
					0.00
KBJ62VQ	83rd SP-3VQ Crow Mountain		0.00		
BBF		3,594.34		3,594.34	
					0.00
KBJ62VR	83rd Sp-3vr Montgomery Co S		0.00		
BBF		107,843.00		107,843.00	
					0.00
KBJ62VS	83rd Sp-3vs Mansfield Sr Cit C		0.00		
BBF		71,896.00		71,896.00	
					0.00
KBJ62VT	83rd Sp-3vt Petty Excpt Chld&		0.00		
BBF		35,948.00		35,948.00	
					0.00
KBJ62VU	83rd SP-3VU Logan Co Fair		0.00		
BBF		17,975.00		17,975.00	
					0.00
KBJ62VV	83rd SP-3VV Sebastain Co Fai		0.00		
BBF		17,975.00		17,975.00	
					0.00
KBJ62VW	83rd Sp-3vw Greenwood Bell F		0.00		
BBF		35,948.00		35,948.00	
					0.00
KBJ62VX	83rd Sp-3vx S Logan Co B & G		0.00		
BBF		25,162.00		25,162.00	
					0.00
KBJ62VY	83rd Sp-3vy Clinton Cult Camp		0.00		
BBF		287,585.00		287,585.00	
					0.00
KBJ62VZ	83rd SP-3VZ Barling City Park		0.00		
BBF		35,948.00		35,948.00	
					0.00
KBJ62W1	83rd Sp-3vf Oden & Pencil Blu		0.00		
BBF		3,594.67		3,594.67	
					0.00
KBJ62W2	83rd SP-3VF Pine Ridge		0.00		
BBF		3,594.67		3,594.67	
					0.00
KBJ62W3	83rd SP-3VF Sims		0.00		
BBF		3,594.66		3,594.66	
					0.00
KBJ62W4	83rd SP-3VF South Fork Cente		0.00		
BBF		3,594.66		3,594.66	
					0.00
KBJ62W5	83rd SP-3VF Sulphur Laverna		0.00		
BBF		3,594.66		3,594.66	
					0.00
KBJ62W6	83rd SP-3VH Mt Vernon		0.00		
BBF		3,594.87		3,594.87	
					0.00
KBJ62W7	83rd SP-3VH Pine Village		0.00		

Fund / Type	Fund Description / Type Description	Beginning Balance / Debits		Credits	Ending Balance
BBF		3,594.87		3,594.87	
					0.00
KBJ62W8	**83rd SP-3VH Hwy 286 East**		**0.00**		
BBF		3,594.87		3,594.87	
					0.00
KBJ62W9	**83rd SP-3VH Liberty**		**0.00**		
BBF		3,594.87		3,594.87	
					0.00
KBJ62WA	**83rd Sp-3wa Ft Smith Walking**		**0.00**		
BBF		287,585.00		287,585.00	
					0.00
KBJ62WB	**83rd Sp-3wb Izard Co Sr Cit Ct**		**0.00**		
BBF		28,759.00		28,759.00	
					0.00
KBJ62WC	**83rd Sp-3wc Sebastian Co Sr (**		**0.00**		
BBF		79,087.00		79,087.00	
					0.00
KBJ62WD	**83rd Sp-3wd Crossett Boys &**		**0.00**		
BBF		7,189.60		7,189.60	
					0.00
KBJ62WE	**83rd Sp-3we Helena Public Fa**		**0.00**		
BBF		97,059.00		97,059.00	
					0.00
KBJ62WF	**83rd Sp-3wf Pine Bluff Hous A**		**0.00**		
BBF		107,843.00		107,843.00	
					0.00
KBJ62WG	**83rd Sp-3wg Uapb Wesley Fou**		**0.00**		
BBF		71,896.00		71,896.00	
					0.00
KBJ62WH	**83rd Sp-3wh Pine Bluff Youth**		**0.00**		
BBF		71,896.00		71,896.00	
					0.00
KBJ62WJ	**83rd Sp-3wj Lawrence Co Clov**		**0.00**		
BBF		35,948.00		35,948.00	
					0.00
KBJ62WK	**83rd Sp-3wk Senior Citizen Ce**		**0.00**		
BBF		862,752.00		862,752.00	
					0.00
KBJ62WM	**83rd SP-3WM Dermott Sr Cit C**		**0.00**		
BBF		21,569.00		21,569.00	
					0.00
KBJ62WN	**83rd SP-3WN Bauxite Museum**		**0.00**		
BBF		17,975.00		17,975.00	
					0.00
KBJ62WP	**83rd Sp-3wp Saline Co Royal T**		**0.00**		
BBF		107,843.00		107,843.00	
					0.00
KBJ62WQ	**83rd SP-3WQ Gann Museum**		**0.00**		
BBF		35,948.00		35,948.00	
					0.00

Fund / Type	Fund Description / Type Description	Beginning Balance / Debits		Credits	Ending Balance
KBJ62WR	**83rd Sp-3wr Wrightsville Libra**		**0.00**		
BBF		179,739.00		179,739.00	
					0.00
KBJ62WS	**83rd Sp-3ws Nev Clk Ouach C**		**0.00**		
BBF		82,680.00		82,680.00	
					0.00
KBJ62WT	**83rd SP-3WT Pul Co Cmty Ctr**		**0.00**		
BBF		143,792.00		143,792.00	
					0.00
KBJ62WU	**83rd SP-3WU Bismark**		**0.00**		
BBF		3,594.81		3,594.81	
					0.00
KBJ62WV	**83rd SP-3WV Belfast Palestine**		**0.00**		
BBF		3,454.35		3,454.35	
					0.00
KBJ62WW	**83rd Sp-3ww Texkna Ark Meas**		**0.00**		
BBF		17,975.00		17,975.00	
					0.00
KBJ62WX	**83rd SP-3WX Little River Co**		**0.00**		
BBF		179,739.00		179,739.00	
					0.00
KBJ62WY	**83rd SP-3WY Kingsland**		**0.00**		
BBF		3,594.68		3,594.68	
					0.00
KBJ62WZ	**83rd Sp-3wz Lafayette Co Sr C**		**0.00**		
BBF		125,818.00		125,818.00	
					0.00
KBJ62X1	**83rd SP-3VH Saltillo**		**0.00**		
BBF		3,594.87		3,594.87	
					0.00
KBJ62X2	**83rd SP-3VH Vilonia East**		**0.00**		
BBF		3,594.87		3,594.87	
					0.00
KBJ62X3	**83rd SP-3VH Twin Groves**		**0.00**		
BBF		3,594.87		3,594.87	
					0.00
KBJ62X4	**83rd SP-3VH Cato**		**0.00**		
BBF		3,594.86		3,594.86	
					0.00
KBJ62X5	**83rd SP-3VH Centerville**		**0.00**		
BBF		3,594.86		3,594.86	
					0.00
KBJ62X6	**83rd SP-3VH Guy**		**0.00**		
BBF		3,438.09		3,438.09	
					0.00
KBJ62X7	**83rd SP-3VH Damascus**		**0.00**		
BBF		3,594.86		3,594.86	
					0.00
KBJ62X8	**83rd SP-3VH Enola Area**		**0.00**		
BBF		3,594.86		3,594.86	

Fund / Type	Fund Description / Type Description	Beginning Balance / Debits		Credits	Ending Balance
					0.00
KBJ62X9	83rd SP-3VH Letona		0.00		
BBF		3,594.86		3,594.86	
					0.00
KBJ62XA	83rd Sp-3xa Sebstn Co Exclsr		0.00		
BBF		43,137.00		43,137.00	
					0.00
KBJ62XB	83rd Sp-3xb Eldorado Sr Serv		0.00		
BBF		449,350.00		449,350.00	
					0.00
KBJ62XC	83re SP-3XC Bono Sr Citz Ctr		0.00		
BBF		28,759.00		28,759.00	
					0.00
KBJ62XD	83rd SP-3XD Ouachita Rv Com		0.00		
BBF		64,707.00		64,707.00	
					0.00
KBJ62XE	83fd Sp-3xe Old Ind Regnl Mus		0.00		
BBF		35,948.00		35,948.00	
					0.00
KBJ62XF	83rd Sp-3xf Greene Co Hist Cr		0.00		
BBF		35,948.00		35,948.00	
					0.00
KBJ62XG	83rd SP-3XG Retired Sr Vol Pr		0.00		
BBF		14,379.00		14,379.00	
					0.00
KBJ62XH	83rd Sp-3xh Crossett Players T		0.00		
BBF		21,569.00		21,569.00	
					0.00
KBJ62XJ	83rd SP-3XJ Vandecoort Rural		0.00		
BBF		7,189.75		7,189.75	
					0.00
KBJ62XK	83rd SP-3XK Scott Co Sr Citz		0.00		
BBF		39,543.00		39,543.00	
					0.00
KBJ62XM	83rd Sp-3xm Corning Cmty Ct		0.00		
BBF		71,896.00		71,896.00	
					0.00
KBJ62XN	83rd SP-3XN Washington Vol F		0.00		
BBF		7,189.50		7,189.50	
					0.00
KBJ62XP	83rd Sp-3xp Greens Chapel Vo		0.00		
BBF		7,189.50		7,189.50	
					0.00
KBJ62XQ	83rd SP-3XQ Athens Vol FD		0.00		
BBF		7,189.67		7,189.67	
					0.00
KBJ62XR	Clark Cty Fair Assn(0620)		0.00		
BBF		14,379.00		14,379.00	
					0.00
KBJ62XS	83rd Sp-3xs Dg Radio Clb Ind		0.00		

Fund	Fund Description	Beginning Balance			Ending Balance
Type	Type Description	Debits		Credits	
BBF		3,542.00		3,542.00	
					0.00
KBJ62XT	**83rd Sp-3xt Deer Child Care Ct**		**0.00**		
BBF		14,379.00		14,379.00	
					0.00
KBJ62XU	**83rd SP-3XU Carroll Co Lrn Ct**		**0.00**		
BBF		64,707.00		64,707.00	
					0.00
KBJ62XV	**83rd Sp-3xv Eureka Spr Pol Cr**		**0.00**		
BBF		64,707.00		64,707.00	
					0.00
KBJ62XW	**83rd SP-3XW Madison Co Fair**		**0.00**		
BBF		35,948.00		35,948.00	
					0.00
KBJ62XX	**83rd Sp-3xx Searcy Co Fair Bl**		**0.00**		
BBF		15,033.89		15,033.89	
					0.00
KBJ62XY	**83rd SP-3XY Daisy Vol FD**		**0.00**		
BBF		7,189.71		7,189.71	
					0.00
KBJ62XZ	**83rd-3xz Pope/Clbrn/Cnwy/V E**		**0.00**		
BBF		190,524.00		190,524.00	
					0.00
KBJ62Y1	**83rd SP-3VH Rose Bud**		**0.00**		
BBF		3,594.86		3,594.86	
					0.00
KBJ62Y2	**83rd SP-3VH Albion**		**0.00**		
BBF		3,379.09		3,379.09	
					0.00
KBJ62Y3	**83rd SP-3VH Centerhill**		**0.00**		
BBF		3,594.86		3,594.86	
					0.00
KBJ62Y4	**83rd SP-3VH Floyd Romance**		**0.00**		
BBF		3,379.09		3,379.09	
					0.00
KBJ62Y5	**83rd SP-3VH Joy**		**0.00**		
BBF		3,594.86		3,594.86	
					0.00
KBJ62Y6	**83rd SP-3VH Center Ridge**		**0.00**		
BBF		3,594.86		3,594.86	
					0.00
KBJ62Y7	**83rd SP-3VH Hilltop**		**0.00**		
BBF		3,594.86		3,594.86	
					0.00
KBJ62Y8	**83rd SP-3VH El Paso**		**0.00**		
BBF		3,594.86		3,594.86	
					0.00
KBJ62Y9	**83rd SP-3VK Crittenden Co En**		**0.00**		
BBF		35,948.00		35,948.00	
					0.00

Fund / Type	Fund Description / Type Description	Beginning Balance / Debits		Credits	Ending Balance
KBJ62YA	**83rd Sp-3ya S Polk-Cossatot S**		**0.00**		
BBF		143,792.00		143,792.00	
					0.00
KBJ62YB	**83rd Sp-3yb Dequeen SW AR C**		**0.00**		
BBF		143,792.00		143,792.00	
					0.00
KBJ62YC	**83rd SP-3YC Lonoke Cmty Ctr**		**0.00**		
BBF		35,948.00		35,948.00	
					0.00
KBJ62YD	**83rd Sp-3yd Crawford Co Cont**		**0.00**		
BBF		61,111.00		61,111.00	
					0.00
KBJ62YE	**83rd SP-3YE Camden Incubato**		**0.00**		
BBF		71,896.00		71,896.00	
					0.00
KBJ62YF	**83rd Sp-3yf Clk Co Vol/Rural F**		**0.00**		
BBF		35,948.00		35,948.00	
					0.00
KBJ62YG	**83rd Sp-3yg Mtn Hm Free Dent**		**0.00**		
BBF		35,948.00		35,948.00	
					0.00
KBJ62YH	**83rd Sp-3yh Perryville Park Im**		**0.00**		
BBF		14,379.00		14,379.00	
					0.00
KBJ62YK	**83rd Sp-3yk Mt Home Saddle C**		**0.00**		
BBF		85,951.00		85,951.00	
					0.00
KBJ62YM	**83rd SP-3YM St Joe Cmty Bldg**		**0.00**		
BBF		17,975.00		17,975.00	
					0.00
KBJ62YN	**83rd SP-3YN Boys/Girls Clubs**		**0.00**		
BBF		3,595.00		3,595.00	
					0.00
KBJ62YP	**83rd Sp-3yp W Memphis Rec H**		**0.00**		
BBF		71,896.00		71,896.00	
					0.00
KBJ62YQ	**83rd Sp-3yq Forest City Jh Kir**		**0.00**		
BBF		8,986.00		8,986.00	
					0.00
KBJ62YR	**83rd Sp-3yr Helena Recreation**		**0.00**		
BBF		71,896.00		71,896.00	
					0.00
KBJ62YS	**83rd Sp-3ys Lepanto City Libra**		**0.00**		
BBF		17,975.00		17,975.00	
					0.00
KBJ62YT	**83rd SP-3YT Truman Comm Ct**		**0.00**		
BBF		35,948.00		35,948.00	
					0.00
KBJ62YU	**83rd SP-3YU Leachville**		**0.00**		
BBF		21,137.00		21,137.00	

Fund / Type	Fund Description / Type Description	Beginning Balance / Debits		Credits	Ending Balance
					0.00
KBJ62YV	83rd Sp-3yv Mj Maint Renov R		0.00		
BBF		500,000.00		500,000.00	
					0.00
KBJ62YW	83rd Sp-3yw Cane Hill Coll Mu		0.00		
BBF		50,000.00		50,000.00	
					0.00
KBJ62YX	83rd SP-3YX Washtn Co Fire D		0.00		
BBF		240,000.00		240,000.00	
					0.00
KBJ62YZ	83rd SP-3YZ Cmty Health Ctrs		0.00		
BBF		1,350,000.00		1,350,000.00	
					0.00
KBJ62Z1	83rd SP-3VK Jennette		0.00		
BBF		17,975.00		17,975.00	
					0.00
KBJ62Z2	83rd SP-3VK Jericho		0.00		
BBF		17,975.00		17,975.00	
					0.00
KBJ62Z3	83rd SP-3VK Sunset		0.00		
BBF		17,975.00		17,975.00	
					0.00
KBJ62Z4	83rd SP-3VK Crawfordsville		0.00		
BBF		4,692.00		4,692.00	
					0.00
KBJ62Z5	83rd SP-3VP Western Grove C		0.00		
BBF		5,393.00		5,393.00	
					0.00
KBJ62Z6	83rd SP-3VP Mt Judea Ctr Play		0.00		
BBF		8,986.00		8,986.00	
					0.00
KBJ62Z7	83rd SP-3VP Jasper Ctr Cap In		0.00		
BBF		7,190.00		7,190.00	
					0.00
KBJ62Z8	83rd SP-3VQ Atkins		0.00		
BBF		3,594.34		3,594.34	
					0.00
KBJ62Z9	83rd SP-3VQ Pottsville		0.00		
BBF		3,594.32		3,594.32	
					0.00
KBJ6301	8rd Proj-1hj Hvac Eqpt-(063)		0.00		
BBF		903,129.85		903,129.85	
					0.00
KBJ6302	83rd Ses Proj-3za Sewer Repai		0.00		
BBF		496,082.00		496,082.00	
					0.00
KBJ6303	83rd Ses Proj-3za Maj Bldg/Gr		0.00		
BBF		213,486.56		213,486.56	
					0.00
KBJ6401	83rd Ses-4bt Craighead Co Pre		0.00		

Fund / Type	Fund Description / Type Description	Beginning Balance / Debits		Credits	Ending Balance
BBF		107,842.23		107,842.23	
					0.00
KBJ6402	**83rd Ses-4ej Rural Physicians**		**0.00**		
BBF		238,000.00		238,000.00	
					0.00
KBJ6403	**83rd Ses-4ek Lab Eqpt Bio Sci**		**0.00**		
BBF		999,147.49		999,147.49	
					0.00
KBJ6405	**83rd Ses-4fq Hiv Aids Medicati**		**0.00**		
BBF		671,896.00		671,896.00	
					0.00
KBJ6501	**83rd Ses Proj-4AB Nursing Blc**		**0.00**		
BBF		22,864.00		22,864.00	
					0.00
KBJ6502	**83rd Ses Proj-4AC Library Ren**		**0.00**		
BBF		287,585.00		287,585.00	
					0.00
KBJ65AB	**83rd Ses Proj-4ab Adult Ed Blc**		**0.00**		
BBF		20,274.00		20,274.00	
					0.00
KBJ6701	**83rd Ses Proj-3zq Const Reno**		**0.00**		
BBF		215,688.00		215,688.00	
					0.00
KBJ6702	**83rd Sess Proj-3ZR Instr Fac**		**0.00**		
BBF		143,792.00		143,792.00	
					0.00
KBJ6901	**83rd Ses Proj-4ak Park Lot Imp**		**0.00**		
BBF		107,843.00		107,843.00	
					0.00
KBJ7002	**83rd Ses Proj-4ed Wrkfrc Trng**		**0.00**		
BBF		342,075.00		342,075.00	
					0.00
KBJ70C3	**83rd Ses Proj-4BU Pulaski TC**		**0.00**		
BBF		143,792.00		143,792.00	
					0.00
KBJ7101	**83rd Ses Proj-4cc)AG Adult S**		**0.00**		
BBF		107,843.00		107,843.00	
					0.00
KBJ7105	**83rd Ses Proj-4cd Newport Sr**		**0.00**		
BBF		125,818.00		125,818.00	
					0.00
KBJ7106	**83rd Ses Proj-4cd Tuckerman**		**0.00**		
BBF		143,748.00		143,748.00	
					0.00
KBJ71CD	**83rd Ses Proj-4cd Newark Sr C**		**0.00**		
BBF		125,818.00		125,818.00	
					0.00
KBJ7701	**83rd Sp-3zs Collision Repair F**		**0.00**		
BBF		179,739.00		179,739.00	
					0.00

Fund / Type	Fund Description / Type Description	Beginning Balance / Debits		Credits	Ending Balance
KBJ7901	**83rd Ses Proj-4dy Training Ne**		**0.00**		
BBF		1,501,200.00		1,501,200.00	
					0.00
KBJ7903	**83rd Ses Proj-4ea Grants-City/**		**0.00**		
BBF		750,000.00		750,000.00	
					0.00
KBJ8001	**83rd Ses Proj-3zz Health Educ**		**0.00**		
BBF		89,871.00		89,871.00	
					0.00
KBJ8501	**83rd Ses-4bc Marked Tree Delt**		**0.00**		
BBF		14,379.00		14,379.00	
					0.00
KBJ8502	**83rd Ses-4bd Pocohontas Arts**		**0.00**		
BBF		215,688.00		215,688.00	
					0.00
KBJ8503	**83rd Ses-4be Sevier Co Histor**		**0.00**		
BBF		17,975.00		17,975.00	
					0.00
KBJ8504	**83rd Ses-4bf Ft Smith Multi Ct**		**0.00**		
BBF		35,948.00		35,948.00	
					0.00
KBJ8505	**83rd Ses-4bg Misic Stage Snd**		**0.00**		
BBF		359,479.00		359,479.00	
					0.00
KBJ8507	**Mosaic Templars Building**		**0.00**		
BBF		450,817.69		450,817.69	
					0.00
KBJ85A2	**83rd Ses-4BE Howard Co Mus**		**0.00**		
BBF		16,194.00		16,194.00	
					0.00
KBJ85A3	**83rd Ses-4be Dequeen Sevier**		**0.00**		
BBF		7,189.50		7,189.50	
					0.00
KBJ85A4	**83rd Ses-4BE Nashville Chaml**		**0.00**		
BBF		7,189.50		7,189.50	
					0.00
KBJ9001	**83rd Ses-4cu Curran Hall Welc**		**0.00**		
BBF		51,815.00		51,815.00	
					0.00
KBJ9003	**83rd Ses-4cw Old Wash Hist S**		**0.00**		
BBF		35,948.00		35,948.00	
					0.00
KBJ9004	**83rd Ses-4cx Bass Fishing Hal**		**0.00**		
BBF		215,688.00		215,688.00	
					0.00
KBJ9005	**83rd Ses-4cy Lr Central High M**		**0.00**		
BBF		17,975.00		17,975.00	
					0.00
KBJ9201	**83rd Ses Proj-4AF Maint Facl**		**0.00**		
BBF		197,714.00		197,714.00	

Fund / Type	Fund Description / Type Description	Beginning Balance / Debits		Credits	Ending Balance
					0.00
KBJ9501	83rd Ses Proj-4CF NW Campus		0.00		
BBF		14,092.00		14,092.00	
					0.00
KBJ9502	83rd Ses Proj-4cg Nw Ark Faci		0.00		
BBF		85,916.00		85,916.00	
					0.00
KBJ9701	83rd Ses Proj-4eq Armories Re		0.00		
BBF		626,671.41		626,671.41	
					0.00
KBJ9801	83rd-4bm Polk Co Ice Strm Dm		0.00		
BBF		35,948.00		35,948.00	
					0.00
KBJ9802	83rd-4bn Sevier/Howard Co Ice		0.00		
BBF		35,948.00		35,948.00	
					0.00
KBJ9803	83rd-4BP Pike Ice Strm		0.00		
BBF		35,948.00		35,948.00	
					0.00
KBJ9804	83rd-4BQ Hmstd Co Ice Stm C		0.00		
BBF		35,948.00		35,948.00	
					0.00
KBJ9A01	83rd Ses Proj-4aa Central Ed F		0.00		
BBF		718,960.00		718,960.00	
					0.00
KBJET84	83rd Sess Proj for 84th Sess		0.00		
BBF		26,353,857.46		26,353,857.46	
					0.00
KBJEX00	Executive (0034)		0.00		
BBF		26,093,315.68		26,093,315.68	
					0.00
KBJGA00	83rd Ses Prj-General Assembly		0.00		
BBF		5,900,000.00		5,900,000.00	
					0.00
KBK0000	84th Session Legislative		0.00		
BBF		20,027,810.18		20,027,810.18	
					0.00
KBK0530	AG Crim Code Rev		0.00		
BBF		47,443.00		47,443.00	
					0.00
KBK1000	HSU Tech Learning Center		0.00		
BBF		142,329.00		142,329.00	
					0.00
KBK1001	Hsu Tech Learning Ctr		0.00		
BBF		237,217.00		237,217.00	
					0.00
KBK1050	SAU		0.00		
BBF		246,705.00		246,705.00	
					0.00
KBK1051	SAU Science Ctr		0.00		

Fund	Fund Description	Beginning Balance			Ending Balance
Type	Type Description	Debits		Credits	
BBF		218,239.00		218,239.00	
					0.00
KBK1150	**SAU Tech**		**0.00**		
BBF		118,608.00		118,608.00	
					0.00
KBK1151	**SAU Tech Various 1**		**0.00**		
BBF		252,059.69		252,059.69	
					0.00
KBK1152	**SAU Tech Various 2**		**0.00**		
BBF		85,424.13		85,424.13	
					0.00
KBK1153	**SAU Tech Aviation**		**0.00**		
BBF		9,488.00		9,488.00	
					0.00
KBK1154	**SAU Tech FTA Equipment**		**0.00**		
BBF		71,220.59		71,220.59	
					0.00
KBK1155	**SAU Tech Various 3**		**0.00**		
BBF		23,722.00		23,722.00	
					0.00
KBK1156	**Sau Tech**		**0.00**		
BBF		47,443.00		47,443.00	
					0.00
KBK1200	**ASU Beebe Facilities**		**0.00**		
BBF		511,438.00		511,438.00	
					0.00
KBK1250	**ASU Lakeport Plantation**		**0.00**		
BBF		47,443.00		47,443.00	
					0.00
KBK1251	**ASU Reng Center**		**0.00**		
BBF		739,427.00		739,427.00	
					0.00
KBK1280	**ASUMH Comm Dev Ctr**		**0.00**		
BBF		50,908.00		50,908.00	
					0.00
KBK1281	**ASUMH**		**0.00**		
BBF		96,165.00		96,165.00	
					0.00
KBK1290	**ASU Newport ADA Class**		**0.00**		
BBF		166,052.00		166,052.00	
					0.00
KBK1291	**ASU Newport Restrooms**		**0.00**		
BBF		23,722.00		23,722.00	
					0.00
KBK1300	**ATU**		**0.00**		
BBF		332,103.00		332,103.00	
					0.00
KBK1350	**UA Agriculture**		**0.00**		
BBF		237,217.00		237,217.00	
					0.00

Fund / Type	Fund Description / Type Description	Beginning Balance / Debits		Credits	Ending Balance
KBK1351	**UA Archeological**		**0.00**		
BBF		23,722.00		23,722.00	
					0.00
KBK1352	**UA Criminal Justice**		**0.00**		
BBF		23,722.00		23,722.00	
					0.00
KBK1353	**UA Archeolog Survey**		**0.00**		
BBF		74,012.00		74,012.00	
					0.00
KBK1354	**UACJI Racial Profiling**		**0.00**		
BBF		1,897.00		1,897.00	
					0.00
KBK1355	**UA Archeological Surv Pi**		**0.00**		
BBF		14,233.00		14,233.00	
					0.00
KBK1356	**UACJI Equipment / Supply**		**0.00**		
BBF		9,488.00		9,488.00	
					0.00
KBK1357	**UA Research Programs**		**0.00**		
BBF		426,989.00		426,989.00	
					0.00
KBK1450	**UALR Law School Youth**		**0.00**		
BBF		189,773.00		189,773.00	
					0.00
KBK1451	**UALR Info Sci/Sys Eng**		**0.00**		
BBF		284,660.00		284,660.00	
					0.00
KBK1500	**UAMS**		**0.00**		
BBF		237,217.00		237,217.00	
					0.00
KBK1501	**UAMS Neonatal Mon**		**0.00**		
BBF		94,886.00		94,886.00	
					0.00
KBK1550	**UAM**		**0.00**		
BBF		237,217.00		237,217.00	
					0.00
KBK1551	**UAM & For Ech Merge**		**0.00**		
BBF		23,722.00		23,722.00	
					0.00
KBK1552	**UAM Comp/Distance**		**0.00**		
BBF		23,722.00		23,722.00	
					0.00
KBK1553	**UAM & Great Rivers Merger**		**0.00**		
BBF		61,676.00		61,676.00	
					0.00
KBK1600	**UAPB Fine Arts Building**		**0.00**		
BBF		47,443.00		47,443.00	
					0.00
KBK1601	**UAPB Africa Forum/Diaspora**		**0.00**		
BBF		9,488.00		9,488.00	

Fund / Type	Fund Description / Type Description	Beginning Balance / Debits		Credits	Ending Balance
					0.00
KBK1602	**UAPB John H Johnson**		0.00		
BBF		86,821.00		86,821.00	
					0.00
KBK1603	**UAPB School of Education**		0.00		
BBF		3,322.00		3,322.00	
					0.00
KBK1604	**UAPB Scholarships**		0.00		
BBF		42,699.00		42,699.00	
					0.00
KBK1650	**UCA**		0.00		
BBF		426,989.00		426,989.00	
					0.00
KBK1651	**UCA Ctr for Excellence**		0.00		
BBF		242,550.00		242,550.00	
					0.00
KBK1670	**UACC Hope**		0.00		
BBF		115,927.00		115,927.00	
					0.00
KBK1671	**UACC Hope Various**		0.00		
BBF		21,659.00		21,659.00	
					0.00
KBK1680	**UACC Batesville**		0.00		
BBF		112,335.00		112,335.00	
					0.00
KBK1681	**UACCB Library**		0.00		
BBF		239,073.00		239,073.00	
					0.00
KBK1682	**UACCB Lib/Class**		0.00		
BBF		142,329.00		142,329.00	
					0.00
KBK1700	**EACC Classroom/Arts Buildin**		0.00		
BBF		275,171.00		275,171.00	
					0.00
KBK1701	**EACC Tech Center**		0.00		
BBF		94,886.00		94,886.00	
					0.00
KBK1702	**EACC**		0.00		
BBF		118,608.00		118,608.00	
					0.00
KBK1750	**NPCC & Quapaw Merger**		0.00		
BBF		137,585.00		137,585.00	
					0.00
KBK1751	**NPCC**		0.00		
BBF		118,608.00		118,608.00	
					0.00
KBK1770	**MSCC**		0.00		
BBF		118,608.00		118,608.00	
					0.00
KBK1771	**MSCC Delta Trans Tech**		0.00		

Fund	Fund Description	Beginning Balance		Ending Balance
Type	Type Description	Debits	Credits	
BBF		147,075.00	147,075.00	
				0.00
KBK1772	MSCC Equip/Acad Fac	0.00		
BBF		379,546.00	379,546.00	
				0.00
KBK1800	MCCC & Cotton Boll Merger	0.00		
BBF		213,495.00	213,495.00	
				0.00
KBK1850	NAC	0.00		
BBF		118,608.00	118,608.00	
				0.00
KBK1851	NAC Library Computer	0.00		
BBF		28,465.00	28,465.00	
				0.00
KBK1852	NAC Humanities Lab Eq	0.00		
BBF		19,214.00	19,214.00	
				0.00
KBK1853	NAC Heavy Equipment Cons	0.00		
BBF		16,131.00	16,131.00	
				0.00
KBK1854	NAC Inform Tech Infrastructur	0.00		
BBF		32,261.00	32,261.00	
				0.00
KBK1900	UAPCC	0.00		
BBF		118,608.00	118,608.00	
				0.00
KBK1901	UAPCC Various	0.00		
BBF		23,722.00	23,722.00	
				0.00
KBK1920	RMCC	0.00		
BBF		80,677.00	80,677.00	
				0.00
KBK1921	RMCC Handicapped	0.00		
BBF		75,909.00	75,909.00	
				0.00
KBK1930	SACC	0.00		
BBF		118,608.00	118,608.00	
				0.00
KBK1931	SACC Heavy Equipment	0.00		
BBF		239,521.00	239,521.00	
				0.00
KBK1932	SACC Fine Arts Building	0.00		
BBF		85,398.00	85,398.00	
				0.00
KBK1950	UAFS	0.00		
BBF		213,495.00	213,495.00	
				0.00
KBK1980	NWACC	0.00		
BBF		166,052.00	166,052.00	
				0.00

Fund / Type	Fund Description / Type Description	Beginning Balance / Debits		Credits	Ending Balance
KBK1981	**NWACC Learning**		**0.00**		
BBF		342,998.00		342,998.00	
					0.00
KBK3380	**War Memorial Stadium Comm.**		**0.00**		
BBF		182,918.00		182,918.00	
					0.00
KBK3500	**ABA Maint/Const/Equip**		**0.00**		
BBF		1,006,769.07		1,006,769.07	
					0.00
KBK3850	**DVA Fayetteville Vet Home (03**		**0.00**		
BBF		2,400,000.00		2,400,000.00	
					0.00
KBK4550	**ASWCC AWSSW Management**		**0.00**		
BBF		425,027.82		425,027.82	
					0.00
KBK4551	**ASWCC Bayou Meto**		**0.00**		
BBF		94,886.00		94,886.00	
					0.00
KBK4552	**ASWCC Brushy Island**		**0.00**		
BBF		23,722.00		23,722.00	
					0.00
KBK4553	**ASWCC Clark Co Consv**		**0.00**		
BBF		94,886.00		94,886.00	
					0.00
KBK4556	**ASWCC Soils Digital Data**		**0.00**		
BBF		237,217.00		237,217.00	
					0.00
KBK4557	**ASWCC Water Dev Funds Con**		**0.00**		
BBF		1,000,000.00		1,000,000.00	
					0.00
KBK4559	**ASWCC White River**		**0.00**		
BBF		66,421.00		66,421.00	
					0.00
KBK4800	**DOC Farm Program**		**0.00**		
BBF		5,193,183.45		5,193,183.45	
					0.00
KBK4802	**DOC Malvern & Newport Units**		**0.00**		
BBF		5,283,444.66		5,283,444.66	
					0.00
KBK5000	**State-Wide Computers**		**0.00**		
BBF		5,800,585.75		5,800,585.75	
					0.00
KBK5001	**ADE Asms Maintenance (0500)**		**0.00**		
BBF		359,206.87		359,206.87	
					0.00
KBK5100	**Blind School**		**0.00**		
BBF		250,000.00		250,000.00	
					0.00
KBK5130	**Deaf School**		**0.00**		
BBF		250,000.00		250,000.00	

Fund / Type	Fund Description / Type Description	Beginning Balance / Debits		Credits	Ending Balance
					0.00
KBK5160	AETN Digital Conversion		0.00		
BBF		1,051,579.56		1,051,579.56	
					0.00
KBK5161	AETN General Network		0.00		
BBF		569,983.73		569,983.73	
					0.00
KBK5190	State Library Cedarville		0.00		
BBF		85,398.00		85,398.00	
					0.00
KBK5191	State Library Digital		0.00		
BBF		113,864.00		113,864.00	
					0.00
KBK5192	State Library Faulkner		0.00		
BBF		33,210.00		33,210.00	
					0.00
KBK5193	State Library Mulberry		0.00		
BBF		37,955.00		37,955.00	
					0.00
KBK5194	State Library Springdale		0.00		
BBF		2,182.00		2,182.00	
					0.00
KBK5200	WF Ed Bldg 54 Found		0.00		
BBF		342,034.00		342,034.00	
					0.00
KBK5202	WF Ed Ross Hall Elevator		0.00		
BBF		136,456.00		136,456.00	
					0.00
KBK5340	CRTI FY03 Carryforward Balar		0.00		
BBF		105,802.99		105,802.99	
					0.00
KBK5520	NWTI FY03 Carryforward Balai		0.00		
BBF		34,212.08		34,212.08	
					0.00
KBK5820	RTI FY03 Carryforward Balanc		0.00		
BBF		238,834.35		238,834.35	
					0.00
KBK5900	DWE SE AR		0.00		
BBF		66,421.00		66,421.00	
					0.00
KBK5901	DWE Loan Forgiveness		0.00		
BBF		1,332,885.93		1,332,885.93	
					0.00
KBK62EC	AR State Fair & Livestock Sho		0.00		
BBF		721,473.49		721,473.49	
					0.00
KBK6300	SOS 84th Session Projects HA		0.00		
BBF		1,740,425.16		1,740,425.16	
					0.00
KBK6450	ADH NLR Health Unit		0.00		

Fund / Type	Fund Description / Type Description	Beginning Balance / Debits		Credits	Ending Balance
BBF		23,722.00		23,722.00	
					0.00
KBK65NJ	**Children of Prisoner**		**0.00**		
BBF		189,773.00		189,773.00	
					0.00
KBK65UC	**Lockesburg VFD**		**0.00**		
BBF		4,744.00		4,744.00	
					0.00
KBK65UD	**Lacy/Ladelle FD**		**0.00**		
BBF		4,744.00		4,744.00	
					0.00
KBK65UE	**Lak Hamilton VFD**		**0.00**		
BBF		4,744.00		4,744.00	
					0.00
KBK65UF	**Landis VFD**		**0.00**		
BBF		4,744.00		4,744.00	
					0.00
KBK65UG	**Liberty VFD**		**0.00**		
BBF		4,744.00		4,744.00	
					0.00
KBK65UH	**Leslie VFD**		**0.00**		
BBF		4,744.00		4,744.00	
					0.00
KBK65UJ	**Levy FD Plaza**		**0.00**		
BBF		4,744.00		4,744.00	
					0.00
KBK65UK	**Malvern Jr B Ruth**		**0.00**		
BBF		4,744.00		4,744.00	
					0.00
KBK65UM	**Langley VFD**		**0.00**		
BBF		4,744.00		4,744.00	
					0.00
KBK65UN	**Maum FD Laptop**		**0.00**		
BBF		4,744.00		4,744.00	
					0.00
KBK65UP	**Lavaca RFD**		**0.00**		
BBF		4,744.00		4,744.00	
					0.00
KBK65UQ	**Leola FD**		**0.00**		
BBF		6,863.50		6,863.50	
					0.00
KBK65UR	**Lake Hinkle RFD**		**0.00**		
BBF		4,744.00		4,744.00	
					0.00
KBK65US	**J Robey Big Bro**		**0.00**		
BBF		4,744.00		4,744.00	
					0.00
KBK65UT	**Hot Sprgs FD**		**0.00**		
BBF		4,744.00		4,744.00	
					0.00

Fund / Type	Fund Description / Type Description	Beginning Balance / Debits		Credits	Ending Balance
KBK65UU	**Hot Spgs Vlg VFD**		**0.00**		
BBF		4,744.00		4,744.00	
					0.00
KBK65UV	**Hoxie VFD**		**0.00**		
BBF		4,744.00		4,744.00	
					0.00
KBK65UW	**Huntington FD**		**0.00**		
BBF		4,744.00		4,744.00	
					0.00
KBK65UX	**Huntsville FD**		**0.00**		
BBF		4,744.00		4,744.00	
					0.00
KBK65UY	**N Pulaski Ball Pk**		**0.00**		
BBF		2,372.00		2,372.00	
					0.00
KBK65UZ	**Hardy Const/Other**		**0.00**		
BBF		4,744.00		4,744.00	
					0.00
KBK65VA	**LaGrange Infra**		**0.00**		
BBF		4,744.00		4,744.00	
					0.00
KBK65VB	**Kingston FD**		**0.00**		
BBF		4,744.00		4,744.00	
					0.00
KBK65VC	**JW Rick Girls Clb**		**0.00**		
BBF		4,744.00		4,744.00	
					0.00
KBK65VD	**Knobel FD**		**0.00**		
BBF		4,744.00		4,744.00	
					0.00
KBK65VE	**Japton FD**		**0.00**		
BBF		4,744.00		4,744.00	
					0.00
KBK65VF	**Jasper FD**		**0.00**		
BBF		4,744.00		4,744.00	
					0.00
KBK65VG	**Jefferson Co RA**		**0.00**		
BBF		4,744.00		4,744.00	
					0.00
KBK65VH	**Jessieville VFD**		**0.00**		
BBF		4,744.00		4,744.00	
					0.00
KBK65VJ	**Joplin VFD**		**0.00**		
BBF		4,744.00		4,744.00	
					0.00
KBK65VK	**Joy FD**		**0.00**		
BBF		4,744.00		4,744.00	
					0.00
KBK65VM	**Keller's Chapel**		**0.00**		
BBF		4,744.00		4,744.00	

Fund / Type	Fund Description / Type Description	Beginning Balance / Debits		Credits	Ending Balance
					0.00
KBK65VN	Kirby FD		0.00		
BBF		4,744.00		4,744.00	
					0.00
KBK65VP	Rondo Infra		0.00		
BBF		4,744.00		4,744.00	
					0.00
KBK65VQ	New Hope VFD		0.00		
BBF		4,744.00		4,744.00	
					0.00
KBK65VR	Mt Nebo RFD		0.00		
BBF		4,744.00		4,744.00	
					0.00
KBK65VS	Mtn Pine FD		0.00		
BBF		4,744.00		4,744.00	
					0.00
KBK65VT	Mt Judea FD		0.00		
BBF		4,744.00		4,744.00	
					0.00
KBK65VU	Mt Sherman FD		0.00		
BBF		4,744.00		4,744.00	
					0.00
KBK65VV	Murfreesboro FD		0.00		
BBF		4,744.00		4,744.00	
					0.00
KBK65VW	Nashville FD		0.00		
BBF		4,744.00		4,744.00	
					0.00
KBK65VX	Lurten/Pelsor FD		0.00		
BBF		4,744.00		4,744.00	
					0.00
KBK65VY	Natural Dam CC		0.00		
BBF		4,744.00		4,744.00	
					0.00
KBK65VZ	Min'l Sprgs VFD		0.00		
BBF		4,744.00		4,744.00	
					0.00
KBK65WA	Norfork VFD		0.00		
BBF		4,744.00		4,744.00	
					0.00
KBK65WB	North East FD		0.00		
BBF		4,744.00		4,744.00	
					0.00
KBK65WC	NE Lakeside VFD		0.00		
BBF		4,744.00		4,744.00	
					0.00
KBK65WD	N Pulaski FD		0.00		
BBF		4,744.00		4,744.00	
					0.00
KBK65WE	Oak Grove FD		0.00		

Fund	Fund Description	Beginning Balance			Ending Balance
Type	Type Description	Debits		Credits	
BBF		4,744.00		4,744.00	
					0.00
KBK65WF	Ola FD		0.00		
BBF		4,744.00		4,744.00	
					0.00
KBK65WG	Open Arms Shltr		0.00		
BBF		4,744.00		4,744.00	
					0.00
KBK65WH	Nathan FD		0.00		
BBF		4,744.00		4,744.00	
					0.00
KBK65WJ	Maysville FD		0.00		
BBF		4,744.00		4,744.00	
					0.00
KBK65WK	Lonsdale VFD		0.00		
BBF		4,744.00		4,744.00	
					0.00
KBK65WM	Horatio VFD		0.00		
BBF		4,744.00		4,744.00	
					0.00
KBK65WN	Manning FD		0.00		
BBF		4,744.00		4,744.00	
					0.00
KBK65WP	Highfill FD		0.00		
BBF		4,744.00		4,744.00	
					0.00
KBK65WQ	Marble FD		0.00		
BBF		4,744.00		4,744.00	
					0.00
KBK65WR	Marion VFD		0.00		
BBF		4,744.00		4,744.00	
					0.00
KBK65WS	Marmaduke FD		0.00		
BBF		4,744.00		4,744.00	
					0.00
KBK65WT	Morningstar VFD		0.00		
BBF		4,744.00		4,744.00	
					0.00
KBK65WU	Mayflower VFD		0.00		
BBF		4,744.00		4,744.00	
					0.00
KBK65WV	Morning Star VFD		0.00		
BBF		4,744.00		4,744.00	
					0.00
KBK65WW	McCaskill FD		0.00		
BBF		4,744.00		4,744.00	
					0.00
KBK65WX	McDougal FD		0.00		
BBF		4,744.00		4,744.00	
					0.00

Fund / Type	Fund Description / Type Description	Beginning Balance / Debits		Credits	Ending Balance
KBK65WY	**Midland FD**		**0.00**		
BBF		4,744.00		4,744.00	
					0.00
KBK65WZ	**Milltown FD**		**0.00**		
BBF		4,744.00		4,744.00	
					0.00
KBK65XA	**Milo CC**		**0.00**		
BBF		4,744.00		4,744.00	
					0.00
KBK65XB	**Milo VFD**		**0.00**		
BBF		4,744.00		4,744.00	
					0.00
KBK65XC	**Lodi VFD**		**0.00**		
BBF		4,744.00		4,744.00	
					0.00
KBK65XD	**Marshall VFD**		**0.00**		
BBF		4,744.00		4,744.00	
					0.00
KBK65XE	**Dierks FD**		**0.00**		
BBF		4,744.00		4,744.00	
					0.00
KBK65XF	**Turtle Creek FD**		**0.00**		
BBF		4,744.00		4,744.00	
					0.00
KBK65XG	**Decatur FD**		**0.00**		
BBF		4,744.00		4,744.00	
					0.00
KBK65XH	**Deer FD**		**0.00**		
BBF		4,744.00		4,744.00	
					0.00
KBK65XJ	**Delaplaine FD**		**0.00**		
BBF		4,744.00		4,744.00	
					0.00
KBK65XK	**Delaware VFD**		**0.00**		
BBF		4,744.00		4,744.00	
					0.00
KBK65XM	**Delight RVFD**		**0.00**		
BBF		4,744.00		4,744.00	
					0.00
KBK65XN	**Delight VFD**		**0.00**		
BBF		4,744.00		4,744.00	
					0.00
KBK65XP	**Dardanelle SAC**		**0.00**		
BBF		4,744.00		4,744.00	
					0.00
KBK65XQ	**Dequeen FD**		**0.00**		
BBF		4,744.00		4,744.00	
					0.00
KBK65XR	**Dardanelle RFD**		**0.00**		
BBF		4,744.00		4,744.00	

Fund / Type	Fund Description / Type Description	Beginning Balance / Debits		Credits	Ending Balance
					0.00
KBK65XS	Drasco FD		0.00		
BBF		4,744.00		4,744.00	
					0.00
KBK65XT	Dutch Creek FD		0.00		
BBF		4,744.00		4,744.00	
					0.00
KBK65XU	Eastark Ent		0.00		
BBF		4,744.00		4,744.00	
					0.00
KBK65XV	E Rhodes Ed Ctr		0.00		
BBF		4,744.00		4,744.00	
					0.00
KBK65XW	EMP RFD		0.00		
BBF		4,744.00		4,744.00	
					0.00
KBK65XX	Haynes FD		0.00		
BBF		4,744.00		4,744.00	
					0.00
KBK65XY	Hindsville FD		0.00		
BBF		4,744.00		4,744.00	
					0.00
KBK65XZ	Maumelle VFD		0.00		
BBF		4,744.00		4,744.00	
					0.00
KBK65YA	Crossroads FD		0.00		
BBF		4,744.00		4,744.00	
					0.00
KBK65YB	Ozark Acres		0.00		
BBF		4,744.00		4,744.00	
					0.00
KBK65YC	Cont'l Football		0.00		
BBF		4,744.00		4,744.00	
					0.00
KBK65YD	Cooterneck FD		0.00		
BBF		4,744.00		4,744.00	
					0.00
KBK65YE	Corning FD		0.00		
BBF		4,744.00		4,744.00	
					0.00
KBK65YF	Cossatot VFD		0.00		
BBF		4,744.00		4,744.00	
					0.00
KBK65YG	Cottonshed VFD		0.00		
BBF		4,744.00		4,744.00	
					0.00
KBK65YH	County Line FD		0.00		
BBF		4,744.00		4,744.00	
					0.00
KBK65YJ	Deann FD		0.00		

Fund	Fund Description	Beginning Balance			Ending Balance
Type	Type Description	Debits		Credits	
BBF		4,744.00		4,744.00	
					0.00
KBK65YK	**Cross Roads CC**		**0.00**		
BBF		4,744.00		4,744.00	
					0.00
KBK65YM	**Boles CC**		**0.00**		
BBF		4,744.00		4,744.00	
					0.00
KBK65YN	**Crow Mtn FD**		**0.00**		
BBF		4,744.00		4,744.00	
					0.00
KBK65YP	**Daisy VFD**		**0.00**		
BBF		4,744.00		4,744.00	
					0.00
KBK65YQ	**Dallas Co Fair Bd**		**0.00**		
BBF		4,744.00		4,744.00	
					0.00
KBK65YR	**Dallas Co Cap Imp**		**0.00**		
BBF		4,744.00		4,744.00	
					0.00
KBK65YS	**Danville FD**		**0.00**		
BBF		4,744.00		4,744.00	
					0.00
KBK65YT	**Danville FD**		**0.00**		
BBF		4,744.00		4,744.00	
					0.00
KBK65YU	**Danville SAC**		**0.00**		
BBF		4,744.00		4,744.00	
					0.00
KBK65YV	**Havana FD**		**0.00**		
BBF		4,744.00		4,744.00	
					0.00
KBK65YW	**Maumelle Trails**		**0.00**		
BBF		4,744.00		4,744.00	
					0.00
KBK65YX	**Greenway FD**		**0.00**		
BBF		4,744.00		4,744.00	
					0.00
KBK65YY	**Greenwood RFD**		**0.00**		
BBF		4,744.00		4,744.00	
					0.00
KBK65YZ	**Greers Ferry FD**		**0.00**		
BBF		4,744.00		4,744.00	
					0.00
KBK65ZA	**Guernsey FD**		**0.00**		
BBF		4,744.00		4,744.00	
					0.00
KBK65ZB	**Handcove VFD**		**0.00**		
BBF		4,744.00		4,744.00	
					0.00

Fund / Type	Fund Description / Type Description	Beginning Balance / Debits		Credits	Ending Balance
KBK65ZC	**Ha-Ro-Co VFD**		**0.00**		
BBF		4,744.00		4,744.00	
					0.00
KBK65ZD	**Gravette FD**		**0.00**		
BBF		4,744.00		4,744.00	
					0.00
KBK65ZE	**Hasty FD**		**0.00**		
BBF		4,744.00		4,744.00	
					0.00
KBK65ZF	**Gravel Ridge VFD**		**0.00**		
BBF		4,744.00		4,744.00	
					0.00
KBK65ZG	**Heber Sprgs FD**		**0.00**		
BBF		4,744.00		4,744.00	
					0.00
KBK65ZH	**Henderson VFD**		**0.00**		
BBF		4,744.00		4,744.00	
					0.00
KBK65ZJ	**Oxley VFD**		**0.00**		
BBF		4,744.00		4,744.00	
					0.00
KBK65ZK	**Hwy 70 West VFD**		**0.00**		
BBF		4,744.00		4,744.00	
					0.00
KBK65ZM	**Searcy W Shelter**		**0.00**		
BBF		4,744.00		4,744.00	
					0.00
KBK65ZN	**Hiwasse FD**		**0.00**		
BBF		4,744.00		4,744.00	
					0.00
KBK65ZP	**Holly Spring FD**		**0.00**		
BBF		4,744.00		4,744.00	
					0.00
KBK65ZQ	**Gallatin FD**		**0.00**		
BBF		4,744.00		4,744.00	
					0.00
KBK65ZR	**Highland SD# 10**		**0.00**		
BBF		4,744.00		4,744.00	
					0.00
KBK65ZS	**Oak Grove VFD**		**0.00**		
BBF		2,372.00		2,372.00	
					0.00
KBK65ZT	**Frrst Cty/Hughes**		**0.00**		
BBF		9,488.00		9,488.00	
					0.00
KBK65ZU	**Forum/Alabam FD**		**0.00**		
BBF		4,744.00		4,744.00	
					0.00
KBK65ZV	**Fountain Hill VFD**		**0.00**		
BBF		4,744.00		4,744.00	

Fund / Type	Fund Description / Type Description	Beginning Balance / Debits		Credits	Ending Balance
					0.00
KBK65ZW	Fountain Lake FD		0.00		
BBF		4,744.00		4,744.00	
					0.00
KBK65ZX	Frost/Prairie FD		0.00		
BBF		4,744.00		4,744.00	
					0.00
KBK65ZY	GreensChpl VFD		0.00		
BBF		4,744.00		4,744.00	
					0.00
KBK65ZZ	Galla Rock VFD		0.00		
BBF		4,744.00		4,744.00	
					0.00
KBK66AA	Hopewell FD		0.00		
BBF		4,744.00		4,744.00	
					0.00
KBK66AB	Gamaliel VFD		0.00		
BBF		4,744.00		4,744.00	
					0.00
KBK66AC	Gentry FD		0.00		
BBF		4,744.00		4,744.00	
					0.00
KBK66AD	Gillham VFD		0.00		
BBF		4,744.00		4,744.00	
					0.00
KBK66AE	Glenwood SAC		0.00		
BBF		4,744.00		4,744.00	
					0.00
KBK66AF	Glenwood VFD		0.00		
BBF		4,744.00		4,744.00	
					0.00
KBK66AG	Grapevine FD		0.00		
BBF		4,744.00		4,744.00	
					0.00
KBK66AH	Gravel Ridge FD		0.00		
BBF		2,372.00		2,372.00	
					0.00
KBK66AJ	Fulton FD		0.00		
BBF		4,744.00		4,744.00	
					0.00
KBK66AK	Mtn Home RFPD		0.00		
BBF		5,693.00		5,693.00	
					0.00
KBK66AM	Yarborough FD		0.00		
BBF		5,693.00		5,693.00	
					0.00
KBK66AN	Cotter/Gssvll FPD		0.00		
BBF		5,693.00		5,693.00	
					0.00
KBK66AP	East Ogden FD		0.00		

Fund	Fund Description	Beginning Balance			Ending Balance
Type	Type Description	Debits		Credits	
BBF		5,693.00		5,693.00	
					0.00
KBK66AQ	**Foreman FD**		**0.00**		
BBF		5,693.00		5,693.00	
					0.00
KBK66AR	**Gassville VFD**		**0.00**		
BBF		5,693.00		5,693.00	
					0.00
KBK66AS	**Grover Twp VFD**		**0.00**		
BBF		5,693.00		5,693.00	
					0.00
KBK66AT	**Hicks FD**		**0.00**		
BBF		5,693.00		5,693.00	
					0.00
KBK66AU	**Cerro Gordo FD**		**0.00**		
BBF		5,693.00		5,693.00	
					0.00
KBK66AV	**Midway VFD**		**0.00**		
BBF		5,693.00		5,693.00	
					0.00
KBK66AW	**Ashdown FD**		**0.00**		
BBF		5,693.00		5,693.00	
					0.00
KBK66AX	**Oak Hill FD**		**0.00**		
BBF		5,693.00		5,693.00	
					0.00
KBK66AY	**Ogden FD**		**0.00**		
BBF		5,693.00		5,693.00	
					0.00
KBK66AZ	**Richmond FD**		**0.00**		
BBF		5,693.00		5,693.00	
					0.00
KBK66BA	**Taylor FD**		**0.00**		
BBF		5,693.00		5,693.00	
					0.00
KBK66BB	**Wallace FD**		**0.00**		
BBF		5,693.00		5,693.00	
					0.00
KBK66BC	**Wilton FD**		**0.00**		
BBF		5,693.00		5,693.00	
					0.00
KBK66BD	**Welcome Hm VFD**		**0.00**		
BBF		4,744.00		4,744.00	
					0.00
KBK66BE	**Jack's Isle FD**		**0.00**		
BBF		5,693.00		5,693.00	
					0.00
KBK66BF	**Winthrop Pub Lib**		**0.00**		
BBF		4,744.00		4,744.00	
					0.00

Fund / Type	Fund Description / Type Description	Beginning Balance / Debits		Credits	Ending Balance
KBK66BG	**Options Shelter**		**0.00**		
BBF		4,744.00		4,744.00	
					0.00
KBK66BH	**W Fourche VFD**		**0.00**		
BBF		4,744.00		4,744.00	
					0.00
KBK66BJ	**W Memphis BC1**		**0.00**		
BBF		4,744.00		4,744.00	
					0.00
KBK66BK	**W Memphis BC2**		**0.00**		
BBF		4,744.00		4,744.00	
					0.00
KBK66BM	**W Memphis FD**		**0.00**		
BBF		4,744.00		4,744.00	
					0.00
KBK66BN	**Western Grove FD**		**0.00**		
BBF		4,744.00		4,744.00	
					0.00
KBK66BP	**Cotter VFD**		**0.00**		
BBF		5,693.00		5,693.00	
					0.00
KBK66BQ	**Wilburn FD**		**0.00**		
BBF		4,744.00		4,744.00	
					0.00
KBK66BR	**Helena FD Equip**		**0.00**		
BBF		6,168.00		6,168.00	
					0.00
KBK66BS	**Witt Sprgs VFD**		**0.00**		
BBF		4,744.00		4,744.00	
					0.00
KBK66BT	**Witter/Aurora FD**		**0.00**		
BBF		4,744.00		4,744.00	
					0.00
KBK66BU	**Yancey FD**		**0.00**		
BBF		4,744.00		4,744.00	
					0.00
KBK66BV	**Yell Co Lit Council**		**0.00**		
BBF		4,744.00		4,744.00	
					0.00
KBK66BW	**Alleene FD**		**0.00**		
BBF		5,693.00		5,693.00	
					0.00
KBK66BX	**Arden FD**		**0.00**		
BBF		5,693.00		5,693.00	
					0.00
KBK66BY	**White Bluff FD**		**0.00**		
BBF		4,744.00		4,744.00	
					0.00
KBK66BZ	**Tyronza RC**		**0.00**		
BBF		7,117.00		7,117.00	

Fund / Type	Fund Description / Type Description	Beginning Balance / Debits		Credits	Ending Balance
					0.00
KBK66CA	Winthrop FD		0.00		
BBF		5,693.00		5,693.00	
					0.00
KBK66CB	Anthonyville CC		0.00		
BBF		7,117.00		7,117.00	
					0.00
KBK66CC	Lexa Fire Stn		0.00		
BBF		7,117.00		7,117.00	
					0.00
KBK66CD	Caldwell Fire Trk		0.00		
BBF		7,117.00		7,117.00	
					0.00
KBK66CE	Colt Infra		0.00		
BBF		7,117.00		7,117.00	
					0.00
KBK66CF	Proctor Infra		0.00		
BBF		7,117.00		7,117.00	
					0.00
KBK66CG	Leisure Acres		0.00		
BBF		10,976.00		10,976.00	
					0.00
KBK66CH	Barton FD		0.00		
BBF		7,117.00		7,117.00	
					0.00
KBK66CJ	PHP Comm Svc		0.00		
BBF		7,117.00		7,117.00	
					0.00
KBK66CK	Edmonson CC		0.00		
BBF		7,117.00		7,117.00	
					0.00
KBK66CM	Horatio Lib		0.00		
BBF		7,591.00		7,591.00	
					0.00
KBK66CN	Maum PD Camera		0.00		
BBF		7,591.00		7,591.00	
					0.00
KBK66CP	Altheimer Var Proj		0.00		
BBF		8,540.00		8,540.00	
					0.00
KBK66CQ	Acorn RVFD		0.00		
BBF		9,488.00		9,488.00	
					0.00
KBK66CR	Paris Am Leg		0.00		
BBF		9,488.00		9,488.00	
					0.00
KBK66CS	Archer House		0.00		
BBF		9,488.00		9,488.00	
					0.00
KBK66CT	AR Delta Svc		0.00		

Fund / Type	Fund Description / Type Description	Beginning Balance / Debits		Credits	Ending Balance
BBF		9,488.00		9,488.00	
					0.00
KBK66CU	**Nevada Co Lib**		**0.00**		
BBF		7,117.00		7,117.00	
					0.00
KBK66CV	**Natural Dam VFD**		**0.00**		
BBF		6,641.00		6,641.00	
					0.00
KBK66CW	**W Helena FD**		**0.00**		
BBF		6,168.00		6,168.00	
					0.00
KBK66CX	**Boston Mtn VFD**		**0.00**		
BBF		6,641.00		6,641.00	
					0.00
KBK66CY	**Chester VFD**		**0.00**		
BBF		6,641.00		6,641.00	
					0.00
KBK66CZ	**Evansville VFD**		**0.00**		
BBF		6,641.00		6,641.00	
					0.00
KBK66DA	**Hog Eye VFD**		**0.00**		
BBF		6,641.00		6,641.00	
					0.00
KBK66DB	**Lincoln VFD**		**0.00**		
BBF		6,641.00		6,641.00	
					0.00
KBK66DC	**Locke VFD**		**0.00**		
BBF		6,641.00		6,641.00	
					0.00
KBK66DD	**Madison FD/CC**		**0.00**		
BBF		7,117.00		7,117.00	
					0.00
KBK66DE	**Mtnburg VFD**		**0.00**		
BBF		6,641.00		6,641.00	
					0.00
KBK66DF	**Washington FD**		**0.00**		
BBF		4,744.00		4,744.00	
					0.00
KBK66DG	**Prairie Grove VFD**		**0.00**		
BBF		6,641.00		6,641.00	
					0.00
KBK66DH	**Strickler VFD**		**0.00**		
BBF		6,641.00		6,641.00	
					0.00
KBK66DJ	**Sunset VFD**		**0.00**		
BBF		6,641.00		6,641.00	
					0.00
KBK66DK	**Uniontown VFD**		**0.00**		
BBF		6,641.00		6,641.00	
					0.00

Fund / Type	Fund Description / Type Description	Beginning Balance / Debits		Credits	Ending Balance
KBK66DM	**WA Billingsley Lib**		**0.00**		
BBF		6,641.00		6,641.00	
					0.00
KBK66DN	**West Fork VFD**		**0.00**		
BBF		6,641.00		6,641.00	
					0.00
KBK66DP	**Edmondson PD**		**0.00**		
BBF		7,117.00		7,117.00	
					0.00
KBK66DQ	**Morrow VFD**		**0.00**		
BBF		6,641.00		6,641.00	
					0.00
KBK66DR	**Promised Lnd CC**		**0.00**		
BBF		4,744.00		4,744.00	
					0.00
KBK66DS	**Cave City**		**0.00**		
BBF		4,744.00		4,744.00	
					0.00
KBK66DT	**Port City Trk/Fld**		**0.00**		
BBF		4,744.00		4,744.00	
					0.00
KBK66DU	**Potts Inn Tavern**		**0.00**		
BBF		4,744.00		4,744.00	
					0.00
KBK66DV	**Pottsville City/RFD**		**0.00**		
BBF		4,744.00		4,744.00	
					0.00
KBK66DW	**Pottsville FD**		**0.00**		
BBF		4,744.00		4,744.00	
					0.00
KBK66DX	**Poyen FD**		**0.00**		
BBF		4,744.00		4,744.00	
					0.00
KBK66DY	**Prairie Grove CC**		**0.00**		
BBF		4,744.00		4,744.00	
					0.00
KBK66DZ	**Pollard FD**		**0.00**		
BBF		4,744.00		4,744.00	
					0.00
KBK66EA	**Prim FD**		**0.00**		
BBF		4,744.00		4,744.00	
					0.00
KBK66EB	**Pointview FD**		**0.00**		
BBF		4,744.00		4,744.00	
					0.00
KBK66EC	**Oak Grove CO**		**0.00**		
BBF		16,605.00		16,605.00	
					0.00
KBK66ED	**Provo VFD**		**0.00**		
BBF		4,744.00		4,744.00	

Fund / Type	Fund Description / Type Description	Beginning Balance / Debits		Credits	Ending Balance
					0.00
KBK66EE	Poplar EKG		0.00		
BBF		4,744.00		4,744.00	
					0.00
KBK66EF	Chrkee Vlg Resp2		0.00		
BBF		4,744.00		4,744.00	
					0.00
KBK66EG	Quitman FD		0.00		
BBF		4,744.00		4,744.00	
					0.00
KBK66EH	Ravenden VFD		0.00		
BBF		4,744.00		4,744.00	
					0.00
KBK66EJ	Wesley FD		0.00		
BBF		4,744.00		4,744.00	
					0.00
KBK66EK	Prattsville FD		0.00		
BBF		4,744.00		4,744.00	
					0.00
KBK66EM	Perrytown FD		0.00		
BBF		4,744.00		4,744.00	
					0.00
KBK66EN	Chrkee Vlg Resp1		0.00		
BBF		4,744.00		4,744.00	
					0.00
KBK66EP	Cushman		0.00		
BBF		4,744.00		4,744.00	
					0.00
KBK66EQ	Ouachita FD		0.00		
BBF		4,744.00		4,744.00	
					0.00
KBK66ER	Strong Union Co		0.00		
BBF		4,744.00		4,744.00	
					0.00
KBK66ES	Ozan FD		0.00		
BBF		4,744.00		4,744.00	
					0.00
KBK66ET	Palestine FD		0.00		
BBF		4,744.00		4,744.00	
					0.00
KBK66EU	Parthenon FD		0.00		
BBF		4,744.00		4,744.00	
					0.00
KBK66EV	Ponca FD		0.00		
BBF		4,744.00		4,744.00	
					0.00
KBK66EW	Peach Orchard FD		0.00		
BBF		4,744.00		4,744.00	
					0.00
KBK66EX	Rodney VFD		0.00		

Fund	Fund Description	Beginning Balance			Ending Balance
Type	Type Description	Debits		Credits	
BBF		4,744.00		4,744.00	
					0.00
KBK66EY	**Pttgrw/Boston FD**		**0.00**		
BBF		4,744.00		4,744.00	
					0.00
KBK66EZ	**Pg&S VFD**		**0.00**		
BBF		4,744.00		4,744.00	
					0.00
KBK66FA	**Piggott FD**		**0.00**		
BBF		4,744.00		4,744.00	
					0.00
KBK66FB	**Pine Bluff B/G Clb**		**0.00**		
BBF		9,488.00		9,488.00	
					0.00
KBK66FC	**PineSng/Lobo FD**		**0.00**		
BBF		4,744.00		4,744.00	
					0.00
KBK66FD	**Piney VFD**		**0.00**		
BBF		4,744.00		4,744.00	
					0.00
KBK66FE	**Plainview FD**		**0.00**		
BBF		4,744.00		4,744.00	
					0.00
KBK66FF	**Patmos FD**		**0.00**		
BBF		4,744.00		4,744.00	
					0.00
KBK66FG	**Tab Learning Sys**		**0.00**		
BBF		4,744.00		4,744.00	
					0.00
KBK66FH	**Rector FD**		**0.00**		
BBF		4,744.00		4,744.00	
					0.00
KBK66FJ	**Spring Hill FD**		**0.00**		
BBF		4,744.00		4,744.00	
					0.00
KBK66FK	**St Francis FD**		**0.00**		
BBF		4,744.00		4,744.00	
					0.00
KBK66FM	**St Paul FD**		**0.00**		
BBF		4,744.00		4,744.00	
					0.00
KBK66FN	**Var FD, HD#5**		**0.00**		
BBF		4,744.00		4,744.00	
					0.00
KBK66FP	**Success FD**		**0.00**		
BBF		4,744.00		4,744.00	
					0.00
KBK66FQ	**Sulphur Sprgs FD**		**0.00**		
BBF		4,744.00		4,744.00	
					0.00

Fund / Type	Fund Description / Type Description	Beginning Balance / Debits		Credits	Ending Balance
KBK66FR	**Southeast FD**		**0.00**		
BBF		4,744.00		4,744.00	
					0.00
KBK66FS	**Sylvan Hills VFD**		**0.00**		
BBF		9,488.00		9,488.00	
					0.00
KBK66FT	**S Mtn VFD**		**0.00**		
BBF		4,744.00		4,744.00	
					0.00
KBK66FU	**Temp'nce Hill FD**		**0.00**		
BBF		4,744.00		4,744.00	
					0.00
KBK66FV	**Tollette VFD**		**0.00**		
BBF		4,744.00		4,744.00	
					0.00
KBK66FW	**Tracy VFD**		**0.00**		
BBF		4,744.00		4,744.00	
					0.00
KBK66FX	**Tulip/Prnceton FD**		**0.00**		
BBF		4,744.00		4,744.00	
					0.00
KBK66FY	**Tull FD**		**0.00**		
BBF		4,744.00		4,744.00	
					0.00
KBK66FZ	**TmblgShls/Ida FD**		**0.00**		
BBF		4,744.00		4,744.00	
					0.00
KBK66GA	**Umpire VFD**		**0.00**		
BBF		4,744.00		4,744.00	
					0.00
KBK66GB	**Sylvan Hills Opt**		**0.00**		
BBF		4,744.00		4,744.00	
					0.00
KBK66GC	**Saratoga VFD**		**0.00**		
BBF		4,744.00		4,744.00	
					0.00
KBK66GD	**Romance FD**		**0.00**		
BBF		4,744.00		4,744.00	
					0.00
KBK66GE	**Rosebud FD**		**0.00**		
BBF		4,744.00		4,744.00	
					0.00
KBK66GF	**Rover VFD**		**0.00**		
BBF		4,744.00		4,744.00	
					0.00
KBK66GG	**Runyan Acres FD**		**0.00**		
BBF		4,744.00		4,744.00	
					0.00
KBK66GH	**Runyan VFD**		**0.00**		
BBF		4,744.00		4,744.00	

Fund / Type	Fund Description / Type Description	Beginning Balance / Debits		Credits	Ending Balance
					0.00
KBK66GJ	Salesville VFD		0.00		
BBF		4,744.00		4,744.00	
					0.00
KBK66GK	Bryant Lib		0.00		
BBF		4,744.00		4,744.00	
					0.00
KBK66GM	Sparkman FD		0.00		
BBF		4,744.00		4,744.00	
					0.00
KBK66GN	Saratoga FD		0.00		
BBF		4,744.00		4,744.00	
					0.00
KBK66GP	Cabot SCC		0.00		
BBF		4,744.00		4,744.00	
					0.00
KBK66GQ	Scott Co Lib		0.00		
BBF		4,744.00		4,744.00	
					0.00
KBK66GR	Shady Grove VFD		0.00		
BBF		4,744.00		4,744.00	
					0.00
KBK66GS	Sheridan FD		0.00		
BBF		4,744.00		4,744.00	
					0.00
KBK66GT	Sheridan Cmplx		0.00		
BBF		4,744.00		4,744.00	
					0.00
KBK66GU	Smith House		0.00		
BBF		4,744.00		4,744.00	
					0.00
KBK66GV	Snowball VFD		0.00		
BBF		4,744.00		4,744.00	
					0.00
KBK66GW	S Fork Ctr FA		0.00		
BBF		4,744.00		4,744.00	
					0.00
KBK66GX	Saltillo VFD		0.00		
BBF		4,744.00		4,744.00	
					0.00
KBK66GY	Velvet Ridge FD		0.00		
BBF		1,897.00		1,897.00	
					0.00
KBK66GZ	St Vincent VFD4		0.00		
BBF		1,897.00		1,897.00	
					0.00
KBK66HA	Stamps FD		0.00		
BBF		3,796.00		3,796.00	
					0.00
KBK66HB	Stony Point RVFD		0.00		

Fund	Fund Description	Beginning Balance			Ending Balance
Type	Type Description	Debits		Credits	
BBF		1,897.00		1,897.00	
					0.00
KBK66HC	**Swifton FD**		**0.00**		
BBF		1,897.00		1,897.00	
					0.00
KBK66HD	**Taylor VFD**		**0.00**		
BBF		1,897.00		1,897.00	
					0.00
KBK66HE	**Thida VFD**		**0.00**		
BBF		1,897.00		1,897.00	
					0.00
KBK66HF	**Oil Trough VFD**		**0.00**		
BBF		1,897.00		1,897.00	
					0.00
KBK66HG	**Union Hill/Thida FD**		**0.00**		
BBF		1,897.00		1,897.00	
					0.00
KBK66HH	**Saline Co Animal**		**0.00**		
BBF		1,897.00		1,897.00	
					0.00
KBK66HJ	**Village VFD**		**0.00**		
BBF		1,897.00		1,897.00	
					0.00
KBK66HK	**Walkers Creek FD**		**0.00**		
BBF		3,796.00		3,796.00	
					0.00
KBK66HM	**Walkerville VFD**		**0.00**		
BBF		1,897.00		1,897.00	
					0.00
KBK66HN	**Weldon FD**		**0.00**		
BBF		1,897.00		1,897.00	
					0.00
KBK66HP	**Wms Junct RVFD**		**0.00**		
BBF		1,897.00		1,897.00	
					0.00
KBK66HQ	**Willie Lamb 26**		**0.00**		
BBF		1,897.00		1,897.00	
					0.00
KBK66HR	**Wilmot FD**		**0.00**		
BBF		1,897.00		1,897.00	
					0.00
KBK66HS	**Tuckerman FD**		**0.00**		
BBF		1,897.00		1,897.00	
					0.00
KBK66HT	**Poplar Microscope**		**0.00**		
BBF		1,897.00		1,897.00	
					0.00
KBK66HU	**Clark Ridge VFD**		**0.00**		
BBF		4,744.00		4,744.00	
					0.00

Fund / Type	Fund Description / Type Description	Beginning Balance / Debits		Credits	Ending Balance
KBK66HV	**Pangburn VFD**		**0.00**		
BBF		1,897.00		1,897.00	
					0.00
KBK66HW	**Parkdale FD**		**0.00**		
BBF		1,897.00		1,897.00	
					0.00
KBK66HX	**Pea Ridge RFD**		**0.00**		
BBF		1,897.00		1,897.00	
					0.00
KBK66HY	**Perry VFD**		**0.00**		
BBF		1,897.00		1,897.00	
					0.00
KBK66HZ	**Perryville VFD**		**0.00**		
BBF		1,897.00		1,897.00	
					0.00
KBK66JA	**Petit Jean VFD**		**0.00**		
BBF		1,897.00		1,897.00	
					0.00
KBK66JB	**Springfield VFD1**		**0.00**		
BBF		1,897.00		1,897.00	
					0.00
KBK66JC	**Portland VFD**		**0.00**		
BBF		1,897.00		1,897.00	
					0.00
KBK66JD	**Sardis VFD12**		**0.00**		
BBF		1,897.00		1,897.00	
					0.00
KBK66JE	**R & I FD**		**0.00**		
BBF		1,897.00		1,897.00	
					0.00
KBK66JF	**Reed FD**		**0.00**		
BBF		1,897.00		1,897.00	
					0.00
KBK66JG	**Richwood FD**		**0.00**		
BBF		1,897.00		1,897.00	
					0.00
KBK66JH	**Riverbend FD**		**0.00**		
BBF		3,796.00		3,796.00	
					0.00
KBK66JJ	**Rudd Crossg VFD**		**0.00**		
BBF		1,897.00		1,897.00	
					0.00
KBK66JK	**Russell FD**		**0.00**		
BBF		1,897.00		1,897.00	
					0.00
KBK66JM	**Bauxite CC**		**0.00**		
BBF		2,372.00		2,372.00	
					0.00
KBK66JN	**Pleasant Plain FD**		**0.00**		
BBF		1,897.00		1,897.00	

Fund / Type	Fund Description / Type Description	Beginning Balance / Debits		Credits	Ending Balance
					0.00
KBK66JP	Bella Vista Lib		0.00		
BBF		2,846.00		2,846.00	
					0.00
KBK66JQ	Alread FD		0.00		
BBF		2,372.00		2,372.00	
					0.00
KBK66JR	Omaha FD		0.00		
BBF		2,372.00		2,372.00	
					0.00
KBK66JS	Pea Ridge RFD		0.00		
BBF		2,372.00		2,372.00	
					0.00
KBK66JT	Saline Co Hist/Herit		0.00		
BBF		2,372.00		2,372.00	
					0.00
KBK66JU	Scotland Area FD		0.00		
BBF		2,372.00		2,372.00	
					0.00
KBK66JV	Shirley VFD		0.00		
BBF		2,372.00		2,372.00	
					0.00
KBK66JW	Aly/Chula VFD		0.00		
BBF		2,846.00		2,846.00	
					0.00
KBK66JX	Linker Mtn FD		0.00		
BBF		2,372.00		2,372.00	
					0.00
KBK66JY	Bee Branch VFD		0.00		
BBF		2,846.00		2,846.00	
					0.00
KBK66JZ	Hill Top FD		0.00		
BBF		2,372.00		2,372.00	
					0.00
KBK66KA	Briggsville VFD		0.00		
BBF		2,846.00		2,846.00	
					0.00
KBK66KB	Chickalah RFD		0.00		
BBF		2,846.00		2,846.00	
					0.00
KBK66KC	Atkins VFD		0.00		
BBF		2,846.00		2,846.00	
					0.00
KBK66KD	Gentry Main St		0.00		
BBF		2,846.00		2,846.00	
					0.00
KBK66KE	Mt Vernon Storm		0.00		
BBF		2,846.00		2,846.00	
					0.00
KBK66KF	Crow Mtn FD		0.00		

Fund / Type	Fund Description / Type Description	Beginning Balance / Debits		Credits	Ending Balance
BBF		2,846.00		2,846.00	
					0.00
KBK66KG	**Dardanelle RFD**		**0.00**		
BBF		2,846.00		2,846.00	
					0.00
KBK66KH	**Bayliss RVFD**		**0.00**		
BBF		2,846.00		2,846.00	
					0.00
KBK66KJ	**Dennard VFD**		**0.00**		
BBF		2,372.00		2,372.00	
					0.00
KBK66KK	**Nimrod RVFD**		**0.00**		
BBF		1,897.00		1,897.00	
					0.00
KBK66KM	**Botkinburg VFD**		**0.00**		
BBF		2,372.00		2,372.00	
					0.00
KBK66KN	**Burnt Ridge FD**		**0.00**		
BBF		2,372.00		2,372.00	
					0.00
KBK66KP	**Capps FD**		**0.00**		
BBF		2,372.00		2,372.00	
					0.00
KBK66KQ	**Choctaw FD**		**0.00**		
BBF		2,372.00		2,372.00	
					0.00
KBK66KR	**Clinton FD**		**0.00**		
BBF		2,372.00		2,372.00	
					0.00
KBK66KS	**Cottonwood FD**		**0.00**		
BBF		2,372.00		2,372.00	
					0.00
KBK66KT	**Moreland RFD**		**0.00**		
BBF		2,372.00		2,372.00	
					0.00
KBK66KU	**Culpepper VFD**		**0.00**		
BBF		2,372.00		2,372.00	
					0.00
KBK66KV	**Appleton RVFD**		**0.00**		
BBF		2,372.00		2,372.00	
					0.00
KBK66KW	**Dover City VFD**		**0.00**		
BBF		2,372.00		2,372.00	
					0.00
KBK66KX	**Dover RFD**		**0.00**		
BBF		2,372.00		2,372.00	
					0.00
KBK66KY	**Fairfield Bay VFD**		**0.00**		
BBF		2,372.00		2,372.00	
					0.00

Fund / Type	Fund Description / Type Description	Beginning Balance / Debits	Credits	Ending Balance
KBK66KZ	**Finch VFD**	**0.00**		
BBF		2,372.00	2,372.00	
				0.00
KBK66MA	**Hatley RFD**	**0.00**		
BBF		2,372.00	2,372.00	
				0.00
KBK66MB	**Hector City FD**	**0.00**		
BBF		2,372.00	2,372.00	
				0.00
KBK66MC	**Hwy 110 VFD**	**0.00**		
BBF		2,372.00	2,372.00	
				0.00
KBK66MD	**Crow Mtn FD**	**0.00**		
BBF		2,372.00	2,372.00	
				0.00
KBK66ME	**Bigelow VFD**	**0.00**		
BBF		1,897.00	1,897.00	
				0.00
KBK66MF	**S Carroll Co FD**	**0.00**		
BBF		949.00	949.00	
				0.00
KBK66MG	**Strawberry VFD**	**0.00**		
BBF		949.00	949.00	
				0.00
KBK66MH	**W 34Th NWP**	**0.00**		
BBF		949.00	949.00	
				0.00
KBK66MJ	**Wside/Merril NWP**	**0.00**		
BBF		949.00	949.00	
				0.00
KBK66MK	**Alpena FD**	**0.00**		
BBF		1,186.00	1,186.00	
				0.00
KBK66MM	**4 Commun VFD**	**0.00**		
BBF		3,796.00	3,796.00	
				0.00
KBK66MN	**Overcup VFD11**	**0.00**		
BBF		1,897.00	1,897.00	
				0.00
KBK66MP	**Adona VFD**	**0.00**		
BBF		1,897.00	1,897.00	
				0.00
KBK66MQ	**Saffell VFD**	**0.00**		
BBF		949.00	949.00	
				0.00
KBK66MR	**Birdtown VFD3**	**0.00**		
BBF		1,897.00	1,897.00	
				0.00
KBK66MS	**Blkwll/Knwd VFD**	**0.00**		
BBF		1,897.00	1,897.00	

Fund / Type	Fund Description / Type Description	Beginning Balance / Debits		Credits	Ending Balance
					0.00
KBK66MT	Blue Mtn RFD		0.00		
BBF		1,897.00		1,897.00	
					0.00
KBK66MU	Bradford FD		0.00		
BBF		1,897.00		1,897.00	
					0.00
KBK66MV	Bradley FD		0.00		
BBF		3,796.00		3,796.00	
					0.00
KBK66MW	Bright Star FD		0.00		
BBF		3,796.00		3,796.00	
					0.00
KBK66MX	Buckner FD		0.00		
BBF		3,796.00		3,796.00	
					0.00
KBK66MY	Ada Vlly VFD5A		0.00		
BBF		1,897.00		1,897.00	
					0.00
KBK66MZ	Green Forest FD		0.00		
BBF		949.00		949.00	
					0.00
KBK66NA	Alicia VFD		0.00		
BBF		949.00		949.00	
					0.00
KBK66NB	Alpena FD		0.00		
BBF		1,186.00		1,186.00	
					0.00
KBK66NC	Beaver Town FD		0.00		
BBF		949.00		949.00	
					0.00
KBK66ND	Berryville FD		0.00		
BBF		949.00		949.00	
					0.00
KBK66NE	Buck Mtn FD		0.00		
BBF		949.00		949.00	
					0.00
KBK66NF	Central Pk NWP		0.00		
BBF		949.00		949.00	
					0.00
KBK66NG	Hamburg SCC		0.00		
BBF		949.00		949.00	
					0.00
KBK66NH	Smithville VFD		0.00		
BBF		949.00		949.00	
					0.00
KBK66NJ	Grassy Knob FD		0.00		
BBF		949.00		949.00	
					0.00
KBK66NK	Sedgwick VFD		0.00		

Fund / Type	Fund Description / Type Description	Beginning Balance / Debits		Credits	Ending Balance
BBF		949.00		949.00	
					0.00
KBK66NM	**Holiday Island FD**		**0.00**		
BBF		949.00		949.00	
					0.00
KBK66NN	**Imboden VFD**		**0.00**		
BBF		949.00		949.00	
					0.00
KBK66NP	**Inspiration Pt FD**		**0.00**		
BBF		949.00		949.00	
					0.00
KBK66NQ	**Lakeside NWP**		**0.00**		
BBF		949.00		949.00	
					0.00
KBK66NR	**Lynn VFD**		**0.00**		
BBF		949.00		949.00	
					0.00
KBK66NS	**Oak Grove FD**		**0.00**		
BBF		949.00		949.00	
					0.00
KBK66NT	**Ctr Ridge VFD7**		**0.00**		
BBF		1,897.00		1,897.00	
					0.00
KBK66NU	**Forest Pk NWP**		**0.00**		
BBF		949.00		949.00	
					0.00
KBK66NV	**Magness VFD**		**0.00**		
BBF		1,897.00		1,897.00	
					0.00
KBK66NW	**BussySharm FD**		**0.00**		
BBF		3,796.00		3,796.00	
					0.00
KBK66NX	**Hillcreek VFD8**		**0.00**		
BBF		1,897.00		1,897.00	
					0.00
KBK66NY	**Hollis RVFD**		**0.00**		
BBF		1,897.00		1,897.00	
					0.00
KBK66NZ	**Houston VFD**		**0.00**		
BBF		1,897.00		1,897.00	
					0.00
KBK66PA	**Jacksonport FD**		**0.00**		
BBF		1,897.00		1,897.00	
					0.00
KBK66PB	**Jerusalem VFD2**		**0.00**		
BBF		1,897.00		1,897.00	
					0.00
KBK66PC	**Lake Erling FD**		**0.00**		
BBF		3,796.00		3,796.00	
					0.00

Fund / Type	Fund Description / Type Description	Beginning Balance / Debits		Credits	Ending Balance
KBK66PD	**Hickory Flat FD**		**0.00**		
BBF		1,897.00		1,897.00	
					0.00
KBK66PE	**Maceda/Dorch FD**		**0.00**		
BBF		1,897.00		1,897.00	
					0.00
KBK66PF	**Hatley RFD**		**0.00**		
BBF		1,897.00		1,897.00	
					0.00
KBK66PG	**Mars Hill FD**		**0.00**		
BBF		3,796.00		3,796.00	
					0.00
KBK66PH	**McGehee FD**		**0.00**		
BBF		1,897.00		1,897.00	
					0.00
KBK66PJ	**Menifee VFD9**		**0.00**		
BBF		1,897.00		1,897.00	
					0.00
KBK66PK	**Midwy/Byd Hill FD**		**0.00**		
BBF		3,796.00		3,796.00	
					0.00
KBK66PM	**Mt Vernon VFD**		**0.00**		
BBF		1,897.00		1,897.00	
					0.00
KBK66PN	**Newark VFD**		**0.00**		
BBF		1,897.00		1,897.00	
					0.00
KBK66PP	**Newport FD**		**0.00**		
BBF		1,897.00		1,897.00	
					0.00
KBK66PQ	**Lewisville FD**		**0.00**		
BBF		3,796.00		3,796.00	
					0.00
KBK66PR	**Eightmile FD**		**0.00**		
BBF		1,897.00		1,897.00	
					0.00
KBK66PS	**Dover RFD**		**0.00**		
BBF		2,846.00		2,846.00	
					0.00
KBK66PT	**Charlotte VFD**		**0.00**		
BBF		1,897.00		1,897.00	
					0.00
KBK66PU	**Cherry Hill RVFD**		**0.00**		
BBF		1,897.00		1,897.00	
					0.00
KBK66PV	**Cleveland VFD6**		**0.00**		
BBF		1,897.00		1,897.00	
					0.00
KBK66PW	**Collin/Cominto FD**		**0.00**		
BBF		1,897.00		1,897.00	

Fund / Type	Fund Description / Type Description	Beginning Balance / Debits		Credits	Ending Balance
					0.00
KBK66PX	Cord VFD		0.00		
BBF		1,897.00		1,897.00	
					0.00
KBK66PY	Dermott VFD		0.00		
BBF		1,897.00		1,897.00	
					0.00
KBK66PZ	Hwy 79S VFD		0.00		
BBF		1,897.00		1,897.00	
					0.00
KBK66QA	Doddrdge/Kiblah		0.00		
BBF		3,796.00		3,796.00	
					0.00
KBK66QB	Casa VFD		0.00		
BBF		1,897.00		1,897.00	
					0.00
KBK66QC	Emerson VFD		0.00		
BBF		1,897.00		1,897.00	
					0.00
KBK66QD	Erwin FD		0.00		
BBF		1,897.00		1,897.00	
					0.00
KBK66QE	Eudora VFD		0.00		
BBF		1,897.00		1,897.00	
					0.00
KBK66QF	Garland City FD		0.00		
BBF		3,796.00		3,796.00	
					0.00
KBK66QG	Grubbs FD		0.00		
BBF		1,897.00		1,897.00	
					0.00
KBK66QH	Harris Brk RVFD		0.00		
BBF		1,897.00		1,897.00	
					0.00
KBK66QJ	Diaz FD		0.00		
BBF		1,897.00		1,897.00	
					0.00
KBK66QK	Aly/Chula VFD		0.00		
BBF		4,744.00		4,744.00	
					0.00
KBK66QM	N White Co FD		0.00		
BBF		3,852.00		3,852.00	
					0.00
KBK66QN	Rocky Point FD		0.00		
BBF		3,852.00		3,852.00	
					0.00
KBK66QP	Searcy FD		0.00		
BBF		3,852.00		3,852.00	
					0.00
KBK66QQ	SE White Co FD		0.00		

Fund / Type	Fund Description / Type Description	Beginning Balance / Debits		Credits	Ending Balance
BBF		3,852.00		3,852.00	
					0.00
KBK66QR	**West Point VFD**		**0.00**		
BBF		3,852.00		3,852.00	
					0.00
KBK66QS	**"Y"" City RVFD"**		**0.00**		
BBF		4,744.00		4,744.00	
					0.00
KBK66QT	**Delaware RFD**		**0.00**		
BBF		2,846.00		2,846.00	
					0.00
KBK66QU	**Judsonia FD**		**0.00**		
BBF		3,852.00		3,852.00	
					0.00
KBK66QV	**Antoine FD**		**0.00**		
BBF		4,744.00		4,744.00	
					0.00
KBK66QW	**Athens VFD**		**0.00**		
BBF		4,744.00		4,744.00	
					0.00
KBK66QX	**Atkins FD**		**0.00**		
BBF		4,744.00		4,744.00	
					0.00
KBK66QY	**Beaverfork VFD**		**0.00**		
BBF		4,744.00		4,744.00	
					0.00
KBK66QZ	**Belleville FD**		**0.00**		
BBF		4,744.00		4,744.00	
					0.00
KBK66RA	**Ben Lomond VFD**		**0.00**		
BBF		4,744.00		4,744.00	
					0.00
KBK66RB	**Bingen FD**		**0.00**		
BBF		4,744.00		4,744.00	
					0.00
KBK66RC	**All Our Children**		**0.00**		
BBF		4,744.00		4,744.00	
					0.00
KBK66RD	**Beebe FD**		**0.00**		
BBF		3,852.00		3,852.00	
					0.00
KBK66RE	**Sims FD**		**0.00**		
BBF		3,796.00		3,796.00	
					0.00
KBK66RF	**S Fork Ctr FD**		**0.00**		
BBF		3,796.00		3,796.00	
					0.00
KBK66RG	**S Malvern RFD**		**0.00**		
BBF		3,796.00		3,796.00	
					0.00

Fund / Type	Fund Description / Type Description	Beginning Balance / Debits		Credits	Ending Balance
KBK66RH	**Southwest RVFD**		**0.00**		
BBF		3,796.00		3,796.00	
					0.00
KBK66RJ	**Slphr/Laverna VFD**		**0.00**		
BBF		3,796.00		3,796.00	
					0.00
KBK66RK	**Traskwood VFD**		**0.00**		
BBF		3,796.00		3,796.00	
					0.00
KBK66RM	**Turtle Creek VFD**		**0.00**		
BBF		4,744.00		4,744.00	
					0.00
KBK66RN	**McRae FD**		**0.00**		
BBF		3,852.00		3,852.00	
					0.00
KBK66RP	**Bald Knob FD**		**0.00**		
BBF		3,852.00		3,852.00	
					0.00
KBK66RQ	**Kensett VFD**		**0.00**		
BBF		3,852.00		3,852.00	
					0.00
KBK66RR	**El Paso VFD**		**0.00**		
BBF		3,852.00		3,852.00	
					0.00
KBK66RS	**Floyd/Romanc FD**		**0.00**		
BBF		3,852.00		3,852.00	
					0.00
KBK66RT	**Georgetown FD**		**0.00**		
BBF		3,852.00		3,852.00	
					0.00
KBK66RU	**Gum Sprgs VFD**		**0.00**		
BBF		3,852.00		3,852.00	
					0.00
KBK66RV	**Higginson VFD**		**0.00**		
BBF		3,852.00		3,852.00	
					0.00
KBK66RW	**Joy VFD**		**0.00**		
BBF		3,852.00		3,852.00	
					0.00
KBK66RX	**Bonanza FD**		**0.00**		
BBF		4,744.00		4,744.00	
					0.00
KBK66RY	**Antioch VFD**		**0.00**		
BBF		3,852.00		3,852.00	
					0.00
KBK66RZ	**Smackover**		**0.00**		
BBF		4,744.00		4,744.00	
					0.00
KBK66SA	**Blevins FD**		**0.00**		
BBF		4,744.00		4,744.00	

Fund / Type	Fund Description / Type Description	Beginning Balance / Debits		Credits	Ending Balance
					0.00
KBK66SB	Earle FD Hazmat		0.00		
BBF		4,744.00		4,744.00	
					0.00
KBK66SC	E Camden		0.00		
BBF		4,744.00		4,744.00	
					0.00
KBK66SD	Huttig Union Co		0.00		
BBF		4,744.00		4,744.00	
					0.00
KBK66SE	Junction City		0.00		
BBF		4,744.00		4,744.00	
					0.00
KBK66SF	Maumelle PD		0.00		
BBF		2,372.00		2,372.00	
					0.00
KBK66SG	Mt Holly Union		0.00		
BBF		4,744.00		4,744.00	
					0.00
KBK66SH	Brookland Imp		0.00		
BBF		4,744.00		4,744.00	
					0.00
KBK66SJ	Proctor Infra		0.00		
BBF		4,744.00		4,744.00	
					0.00
KBK66SK	Belleville Walks		0.00		
BBF		4,744.00		4,744.00	
					0.00
KBK66SM	Boggy Creek FD		0.00		
BBF		5,693.00		5,693.00	
					0.00
KBK66SN	Thornton Calhoun		0.00		
BBF		4,744.00		4,744.00	
					0.00
KBK66SP	Ash Flat VFD		0.00		
BBF		9,488.00		9,488.00	
					0.00
KBK66SQ	Clifty FD		0.00		
BBF		4,744.00		4,744.00	
					0.00
KBK66SR	Columbus FD		0.00		
BBF		4,744.00		4,744.00	
					0.00
KBK66SS	Compton FD		0.00		
BBF		4,744.00		4,744.00	
					0.00
KBK66ST	Maum PD Comput		0.00		
BBF		4,744.00		4,744.00	
					0.00
KBK66SU	Norphlet		0.00		

Fund / Type	Fund Description / Type Description	Beginning Balance / Debits		Credits	Ending Balance
BBF		4,744.00		4,744.00	
					0.00
KBK66SV	**Cato VFD**		**0.00**		
BBF		4,744.00		4,744.00	
					0.00
KBK66SW	**Pine Ridge FD**		**0.00**		
BBF		3,796.00		3,796.00	
					0.00
KBK66SX	**Bonnerdale VFD**		**0.00**		
BBF		4,744.00		4,744.00	
					0.00
KBK66SY	**Maum FD SCBA**		**0.00**		
BBF		4,744.00		4,744.00	
					0.00
KBK66SZ	**Briggsville VFD**		**0.00**		
BBF		4,744.00		4,744.00	
					0.00
KBK66TA	**Buckville VFD**		**0.00**		
BBF		4,744.00		4,744.00	
					0.00
KBK66TB	**Calvert FD**		**0.00**		
BBF		4,744.00		4,744.00	
					0.00
KBK66TC	**Cane Creek FD**		**0.00**		
BBF		4,744.00		4,744.00	
					0.00
KBK66TD	**Calion Union Co**		**0.00**		
BBF		4,744.00		4,744.00	
					0.00
KBK66TE	**Carthage FD**		**0.00**		
BBF		4,744.00		4,744.00	
					0.00
KBK66TF	**Bohannon FD**		**0.00**		
BBF		2,172.00		2,172.00	
					0.00
KBK66TG	**Cave Sprgs FD**		**0.00**		
BBF		4,744.00		4,744.00	
					0.00
KBK66TH	**Center FD SD 10**		**0.00**		
BBF		4,744.00		4,744.00	
					0.00
KBK66TJ	**Center Grove FD**		**0.00**		
BBF		4,744.00		4,744.00	
					0.00
KBK66TK	**Center Point VFD**		**0.00**		
BBF		4,744.00		4,744.00	
					0.00
KBK66TM	**Centerton FD**		**0.00**		
BBF		4,744.00		4,744.00	
					0.00

Fund / Type	Fund Description / Type Description	Beginning Balance / Debits		Credits	Ending Balance
KBK66TN	**Central RFD**		**0.00**		
BBF		4,744.00		4,744.00	
					0.00
KBK66TP	**Chickalah RFD**		**0.00**		
BBF		4,744.00		4,744.00	
					0.00
KBK66TQ	**Ozark Acres Imp**		**0.00**		
BBF		4,744.00		4,744.00	
					0.00
KBK66TR	**Cmdn/Hrmny FD1**		**0.00**		
BBF		3,322.00		3,322.00	
					0.00
KBK66TS	**Old Union VFD**		**0.00**		
BBF		3,322.00		3,322.00	
					0.00
KBK66TT	**W Fourche VFD**		**0.00**		
BBF		2,846.00		2,846.00	
					0.00
KBK66TU	**Bearden FD**		**0.00**		
BBF		3,322.00		3,322.00	
					0.00
KBK66TV	**Bethesda VFD**		**0.00**		
BBF		3,322.00		3,322.00	
					0.00
KBK66TW	**Buena Vista VFD**		**0.00**		
BBF		3,322.00		3,322.00	
					0.00
KBK66TX	**Calion FD**		**0.00**		
BBF		3,322.00		3,322.00	
					0.00
KBK66TY	**East Camden FD**		**0.00**		
BBF		3,322.00		3,322.00	
					0.00
KBK66TZ	**Rover VFD**		**0.00**		
BBF		2,846.00		2,846.00	
					0.00
KBK66UA	**Faircrest VFD**		**0.00**		
BBF		3,322.00		3,322.00	
					0.00
KBK66UB	**Retired/Sr Vol**		**0.00**		
BBF		10,765.00		10,765.00	
					0.00
KBK66UC	**Sherman Pk RC**		**0.00**		
BBF		3,322.00		3,322.00	
					0.00
KBK66UD	**Frenchport VFD**		**0.00**		
BBF		3,322.00		3,322.00	
					0.00
KBK66UE	**Hibanks VFD**		**0.00**		
BBF		3,322.00		3,322.00	

Fund / Type	Fund Description / Type Description	Beginning Balance / Debits		Credits	Ending Balance
					0.00
KBK66UF	Junction City FD		0.00		
BBF		3,322.00		3,322.00	
					0.00
KBK66UG	Lwsn/Urbnna VFD		0.00		
BBF		3,322.00		3,322.00	
					0.00
KBK66UH	Louann VFD		0.00		
BBF		3,322.00		3,322.00	
					0.00
KBK66UJ	Rckprt/MtWllw FD		0.00		
BBF		3,796.00		3,796.00	
					0.00
KBK66UK	Elliott VFD		0.00		
BBF		3,322.00		3,322.00	
					0.00
KBK66UM	Martin Twp FD		0.00		
BBF		2,846.00		2,846.00	
					0.00
KBK66UN	Cabot Vet Pk CC		0.00		
BBF		4,744.00		4,744.00	
					0.00
KBK66UP	Dutch Creek FD		0.00		
BBF		2,846.00		2,846.00	
					0.00
KBK66UQ	Glenview RC Gym		0.00		
BBF		2,846.00		2,846.00	
					0.00
KBK66UR	Galla Rock RVFD		0.00		
BBF		2,846.00		2,846.00	
					0.00
KBK66US	Gravesville VFD		0.00		
BBF		2,846.00		2,846.00	
					0.00
KBK66UT	Gravette Pub Lib		0.00		
BBF		2,846.00		2,846.00	
					0.00
KBK66UU	Greenbrier VFD		0.00		
BBF		2,846.00		2,846.00	
					0.00
KBK66UV	Sardis Ball Fld		0.00		
BBF		2,846.00		2,846.00	
					0.00
KBK66UW	London RVFD		0.00		
BBF		2,846.00		2,846.00	
					0.00
KBK66UX	Parkers Chpl VFD		0.00		
BBF		3,322.00		3,322.00	
					0.00
KBK66UY	Moreland RFD		0.00		

Fund / Type	Fund Description / Type Description	Beginning Balance / Debits		Credits	Ending Balance
BBF		2,846.00		2,846.00	
					0.00
KBK66UZ	**Morganton FD**		**0.00**		
BBF		2,846.00		2,846.00	
					0.00
KBK66VA	**Mt Nebo RFD**		**0.00**		
BBF		2,846.00		2,846.00	
					0.00
KBK66VB	**New Blaine RFD**		**0.00**		
BBF		2,846.00		2,846.00	
					0.00
KBK66VC	**Ola FD**		**0.00**		
BBF		2,846.00		2,846.00	
					0.00
KBK66VD	**Pike Co Archives**		**0.00**		
BBF		2,846.00		2,846.00	
					0.00
KBK66VE	**Plainview FD**		**0.00**		
BBF		2,846.00		2,846.00	
					0.00
KBK66VF	**Havana FD**		**0.00**		
BBF		2,846.00		2,846.00	
					0.00
KBK66VG	**Norman FD**		**0.00**		
BBF		3,796.00		3,796.00	
					0.00
KBK66VH	**Norphlet FD**		**0.00**		
BBF		3,322.00		3,322.00	
					0.00
KBK66VJ	**Lonsdale VFD**		**0.00**		
BBF		3,796.00		3,796.00	
					0.00
KBK66VK	**Lutherville FD**		**0.00**		
BBF		3,796.00		3,796.00	
					0.00
KBK66VM	**Magnet Cv AFPA**		**0.00**		
BBF		3,796.00		3,796.00	
					0.00
KBK66VN	**Midway VFPD**		**0.00**		
BBF		3,796.00		3,796.00	
					0.00
KBK66VP	**Mineral Sprgs FD**		**0.00**		
BBF		3,796.00		3,796.00	
					0.00
KBK66VQ	**Mt Ida FD**		**0.00**		
BBF		3,796.00		3,796.00	
					0.00
KBK66VR	**Lak Hamilton VFD**		**0.00**		
BBF		3,796.00		3,796.00	
					0.00

Fund / Type	Fund Description / Type Description	Beginning Balance / Debits		Credits	Ending Balance
KBK66VS	**New Deroche VFD**		**0.00**		
BBF		3,796.00		3,796.00	
					0.00
KBK66VT	**Knoxville FD**		**0.00**		
BBF		3,796.00		3,796.00	
					0.00
KBK66VU	**Oak Grove FD**		**0.00**		
BBF		3,796.00		3,796.00	
					0.00
KBK66VV	**Oark FD**		**0.00**		
BBF		3,796.00		3,796.00	
					0.00
KBK66VW	**Oden/Pncil Blf FD**		**0.00**		
BBF		3,796.00		3,796.00	
					0.00
KBK66VX	**Ouachita VFD**		**0.00**		
BBF		3,796.00		3,796.00	
					0.00
KBK66VY	**Ozone FD**		**0.00**		
BBF		3,796.00		3,796.00	
					0.00
KBK66VZ	**Perla VFD**		**0.00**		
BBF		3,796.00		3,796.00	
					0.00
KBK66WA	**Dover City VFD**		**0.00**		
BBF		2,846.00		2,846.00	
					0.00
KBK66WB	**Mt Vernon FD**		**0.00**		
BBF		3,796.00		3,796.00	
					0.00
KBK66WC	**Harmony FD**		**0.00**		
BBF		3,796.00		3,796.00	
					0.00
KBK66WD	**NLR CC Mens Fit**		**0.00**		
BBF		3,322.00		3,322.00	
					0.00
KBK66WE	**Smackover FD**		**0.00**		
BBF		3,322.00		3,322.00	
					0.00
KBK66WF	**Std/Umpstd VFD**		**0.00**		
BBF		3,322.00		3,322.00	
					0.00
KBK66WG	**Three Creeks VFD**		**0.00**		
BBF		3,322.00		3,322.00	
					0.00
KBK66WH	**Bismark VFD**		**0.00**		
BBF		3,796.00		3,796.00	
					0.00
KBK66WJ	**Bonnerdale VFD**		**0.00**		
BBF		3,796.00		3,796.00	

Fund / Type	Fund Description / Type Description	Beginning Balance / Debits		Credits	Ending Balance
					0.00
KBK66WK	Caddo Gap FD		0.00		
BBF		3,796.00		3,796.00	
					0.00
KBK66WM	Lamar FD		0.00		
BBF		3,796.00		3,796.00	
					0.00
KBK66WN	Glen Rose VFD		0.00		
BBF		3,796.00		3,796.00	
					0.00
KBK66WP	Pt Cedar VFD		0.00		
BBF		3,796.00		3,796.00	
					0.00
KBK66WQ	Hartman FD		0.00		
BBF		3,796.00		3,796.00	
					0.00
KBK66WR	Haskell VFD		0.00		
BBF		4,744.00		4,744.00	
					0.00
KBK66WS	Hickeytown FD		0.00		
BBF		3,796.00		3,796.00	
					0.00
KBK66WT	Hwy 70 W VFD		0.00		
BBF		3,796.00		3,796.00	
					0.00
KBK66WU	Hunt FD		0.00		
BBF		3,796.00		3,796.00	
					0.00
KBK66WV	Jackson Co OEM		0.00		
BBF		3,796.00		3,796.00	
					0.00
KBK66WW	Joplin RFD		0.00		
BBF		3,796.00		3,796.00	
					0.00
KBK66WX	Coal Hill FD		0.00		
BBF		3,796.00		3,796.00	
					0.00
KBK66WY	E AR Enterprise		0.00		
BBF		23,722.00		23,722.00	
					0.00
KBK66WZ	Pike Co Mem Hosp		0.00		
BBF		23,722.00		23,722.00	
					0.00
KBK66XA	Piggott Herit Pk		0.00		
BBF		23,722.00		23,722.00	
					0.00
KBK66XB	Paragould CC		0.00		
BBF		23,722.00		23,722.00	
					0.00
KBK66XC	Siloam SAC		0.00		

Fund	Fund Description	Beginning Balance			Ending Balance
Type	Type Description	Debits		Credits	
BBF		23,722.00		23,722.00	
					0.00
KBK66XD	**NLR B/G Weth**		**0.00**		
BBF		23,722.00		23,722.00	
					0.00
KBK66XE	**NLR B/G Hamilton**		**0.00**		
BBF		23,722.00		23,722.00	
					0.00
KBK66XF	**Newton Co Head**		**0.00**		
BBF		23,722.00		23,722.00	
					0.00
KBK66XG	**Murfreesboro SCC**		**0.00**		
BBF		23,722.00		23,722.00	
					0.00
KBK66XH	**Mt Vernon VFD**		**0.00**		
BBF		23,722.00		23,722.00	
					0.00
KBK66XJ	**Mntgmry Co SCC**		**0.00**		
BBF		23,722.00		23,722.00	
					0.00
KBK66XK	**MS Co PHA WTW**		**0.00**		
BBF		9,488.00		9,488.00	
					0.00
KBK66XM	**MCCC Cult Divsty**		**0.00**		
BBF		4,744.00		4,744.00	
					0.00
KBK66XN	**MLK Pk Ft Smith**		**0.00**		
BBF		23,722.00		23,722.00	
					0.00
KBK66XP	**Centerton Pk**		**0.00**		
BBF		23,722.00		23,722.00	
					0.00
KBK66XQ	**Patterson Rep**		**0.00**		
BBF		23,722.00		23,722.00	
					0.00
KBK66XR	**Ward VFD**		**0.00**		
BBF		14,233.00		14,233.00	
					0.00
KBK66XS	**Garfield Bldg**		**0.00**		
BBF		23,722.00		23,722.00	
					0.00
KBK66XT	**Hatfield Pk Lab**		**0.00**		
BBF		23,722.00		23,722.00	
					0.00
KBK66XU	**Johnson FD**		**0.00**		
BBF		23,722.00		23,722.00	
					0.00
KBK66XV	**Johnson PD**		**0.00**		
BBF		23,722.00		23,722.00	
					0.00

Fund / Type	Fund Description / Type Description	Beginning Balance / Debits	Credits	Ending Balance
KBK66XW	**LC Sammons YC**	**0.00**		
BBF		23,722.00	23,722.00	
				0.00
KBK66XX	**Marvell VFD/Other**	**0.00**		
BBF		23,722.00	23,722.00	
				0.00
KBK66XY	**Howard Co CC**	**0.00**		
BBF		23,722.00	23,722.00	
				0.00
KBK66XZ	**Tntitwn/Hghfill/Osg**	**0.00**		
BBF		23,722.00	23,722.00	
				0.00
KBK66YA	**Cleburne Co Fair**	**0.00**		
BBF		23,722.00	23,722.00	
				0.00
KBK66YB	**Cleburne Co SCC**	**0.00**		
BBF		23,722.00	23,722.00	
				0.00
KBK66YC	**Cleveland Co H2O**	**0.00**		
BBF		23,722.00	23,722.00	
				0.00
KBK66YD	**Stone Co Fair Bd**	**0.00**		
BBF		23,722.00	23,722.00	
				0.00
KBK66YE	**Cv Crk/Pearsn FD**	**0.00**		
BBF		4,744.00	4,744.00	
				0.00
KBK66YF	**Lexa Emerg Siren**	**0.00**		
BBF		23,722.00	23,722.00	
				0.00
KBK66YG	**NW AR SCC Bus**	**0.00**		
BBF		28,465.00	28,465.00	
				0.00
KBK66YH	**Polk Co Fire Trng**	**0.00**		
BBF		23,722.00	23,722.00	
				0.00
KBK66YJ	**Glenwood Infra**	**0.00**		
BBF		28,465.00	28,465.00	
				0.00
KBK66YK	**Piggott Brdg/St**	**0.00**		
BBF		28,465.00	28,465.00	
				0.00
KBK66YM	**Rector Roof/Lib**	**0.00**		
BBF		28,465.00	28,465.00	
				0.00
KBK66YN	**Warren Bldg Elev**	**0.00**		
BBF		28,465.00	28,465.00	
				0.00
KBK66YP	**Carroll Co Court**	**0.00**		
BBF		28,465.00	28,465.00	

Fund / Type	Fund Description / Type Description	Beginning Balance / Debits		Credits	Ending Balance
					0.00
KBK66YQ	Crossett W Herit		0.00		
BBF		28,465.00		28,465.00	
					0.00
KBK66YR	Bradley Co Imp		0.00		
BBF		28,465.00		28,465.00	
					0.00
KBK66YS	Boone Co SCC1		0.00		
BBF		23,722.00		23,722.00	
					0.00
KBK66YT	Howard Co Court		0.00		
BBF		28,465.00		28,465.00	
					0.00
KBK66YU	Ind Co Fair Bd		0.00		
BBF		28,465.00		28,465.00	
					0.00
KBK66YV	N AR Coll AHC		0.00		
BBF		33,210.00		33,210.00	
					0.00
KBK66YW	Izard Co Fair		0.00		
BBF		28,465.00		28,465.00	
					0.00
KBK66YX	LR Thrasher B/G		0.00		
BBF		28,465.00		28,465.00	
					0.00
KBK66YY	Oppenheimer Rep		0.00		
BBF		48,782.13		48,782.13	
					0.00
KBK66YZ	ValleyView Tennis		0.00		
BBF		23,722.00		23,722.00	
					0.00
KBK66ZA	Brookland Hall		0.00		
BBF		23,722.00		23,722.00	
					0.00
KBK66ZB	RPOA		0.00		
BBF		23,722.00		23,722.00	
					0.00
KBK66ZC	Searcy Co SCC		0.00		
BBF		23,722.00		23,722.00	
					0.00
KBK66ZD	Arkadelphia SCC		0.00		
BBF		23,722.00		23,722.00	
					0.00
KBK66ZE	Prescott Sr SCC		0.00		
BBF		23,722.00		23,722.00	
					0.00
KBK66ZF	FS Creekmore Pk		0.00		
BBF		52,188.00		52,188.00	
					0.00
KBK66ZG	Altheimer Var Proj		0.00		

Fund	Fund Description	Beginning Balance			Ending Balance
Type	Type Description	Debits		Credits	
BBF		23,722.00		23,722.00	
					0.00
KBK66ZH	**Mosaic T/Am Cult**		**0.00**		
BBF		23,722.00		23,722.00	
					0.00
KBK66ZJ	**Van Mater 2Trks**		**0.00**		
BBF		23,722.00		23,722.00	
					0.00
KBK66ZK	**Watershed Inc**		**0.00**		
BBF		23,722.00		23,722.00	
					0.00
KBK66ZM	**Farmington Sewer**		**0.00**		
BBF		26,093.00		26,093.00	
					0.00
KBK66ZN	**WHelena City Hall**		**0.00**		
BBF		25,146.00		25,146.00	
					0.00
KBK66ZP	**Helena CC**		**0.00**		
BBF		25,146.00		25,146.00	
					0.00
KBK66ZQ	**Phillips Co Drain**		**0.00**		
BBF		25,146.00		25,146.00	
					0.00
KBK66ZR	**Shorter Coll Lib**		**0.00**		
BBF		23,722.00		23,722.00	
					0.00
KBK66ZS	**Bryant PD Eqt**		**0.00**		
BBF		18,978.00		18,978.00	
					0.00
KBK66ZT	**E AR Ent Comm**		**0.00**		
BBF		18,978.00		18,978.00	
					0.00
KBK66ZU	**W Helena Drain**		**0.00**		
BBF		18,978.00		18,978.00	
					0.00
KBK66ZV	**Crystal VFD**		**0.00**		
BBF		18,978.00		18,978.00	
					0.00
KBK66ZW	**Crossrds Mentor**		**0.00**		
BBF		18,978.00		18,978.00	
					0.00
KBK66ZX	**W Helena RC**		**0.00**		
BBF		18,978.00		18,978.00	
					0.00
KBK66ZY	**Clover Bend Hist**		**0.00**		
BBF		18,978.00		18,978.00	
					0.00
KBK66ZZ	**Quitman Baseball**		**0.00**		
BBF		18,978.00		18,978.00	
					0.00

Fund / Type	Fund Description / Type Description	Beginning Balance / Debits		Credits	Ending Balance
KBK6750	**BRTC**		**0.00**		
BBF		118,608.00		118,608.00	
					0.00
KBK6751	**BRTC Distance Learning**		**0.00**		
BBF		142,329.00		142,329.00	
					0.00
KBK6770	**Cossatot Collision Repair**		**0.00**		
BBF		37,955.00		37,955.00	
					0.00
KBK6771	**Cossatot Community**		**0.00**		
BBF		114,533.00		114,533.00	
					0.00
KBK6772	**Cossatot Nashville Tech**		**0.00**		
BBF		196,915.00		196,915.00	
					0.00
KBK67AA	**Mansfield Dwntwn**		**0.00**		
BBF		18,978.00		18,978.00	
					0.00
KBK67AB	**Grubbs SC**		**0.00**		
BBF		18,978.00		18,978.00	
					0.00
KBK67AC	**Greers Ferry Fld**		**0.00**		
BBF		18,978.00		18,978.00	
					0.00
KBK67AD	**Grnwd Dwntwn**		**0.00**		
BBF		18,978.00		18,978.00	
					0.00
KBK67AE	**Crossett Cent Pk**		**0.00**		
BBF		18,978.00		18,978.00	
					0.00
KBK67AF	**Concord Baseball**		**0.00**		
BBF		18,978.00		18,978.00	
					0.00
KBK67AG	**Elaine City Pk**		**0.00**		
BBF		23,722.00		23,722.00	
					0.00
KBK67AH	**Argenta CDC**		**0.00**		
BBF		18,978.00		18,978.00	
					0.00
KBK67AJ	**Warren YMCA**		**0.00**		
BBF		14,233.00		14,233.00	
					0.00
KBK67AK	**Enola VFD**		**0.00**		
BBF		16,131.00		16,131.00	
					0.00
KBK67AM	**Brushy Island Pk**		**0.00**		
BBF		16,605.00		16,605.00	
					0.00
KBK67AN	**Marked Tree Mus**		**0.00**		
BBF		16,605.00		16,605.00	

Fund / Type	Fund Description / Type Description	Beginning Balance / Debits		Credits	Ending Balance
					0.00
KBK67AP	Jackson Co Vet		0.00		
BBF		17,080.00		17,080.00	
					0.00
KBK67AQ	Bradford FD		0.00		
BBF		18,978.00		18,978.00	
					0.00
KBK67AR	Hearts/Healing Ctr		0.00		
BBF		18,978.00		18,978.00	
					0.00
KBK67AS	Carroll Co Airport		0.00		
BBF		18,978.00		18,978.00	
					0.00
KBK67AT	AR ChildÆs Schlr		0.00		
BBF		18,978.00		18,978.00	
					0.00
KBK67AU	Bella Vista Lib		0.00		
BBF		18,978.00		18,978.00	
					0.00
KBK67AV	Bono SC		0.00		
BBF		18,978.00		18,978.00	
					0.00
KBK67AW	B/G Clb Booneville		0.00		
BBF		18,978.00		18,978.00	
					0.00
KBK67AX	B/G Clb Paris		0.00		
BBF		18,978.00		18,978.00	
					0.00
KBK67AY	Barton/W Helena		0.00		
BBF		28,465.00		28,465.00	
					0.00
KBK67AZ	Central LR CDev		0.00		
BBF		18,978.00		18,978.00	
					0.00
KBK67BA	Van Buren Co Fair		0.00		
BBF		22,773.00		22,773.00	
					0.00
KBK67BB	Elkins Pub Lib		0.00		
BBF		18,978.00		18,978.00	
					0.00
KBK67BC	S Logan Co Fair		0.00		
BBF		18,978.00		18,978.00	
					0.00
KBK67BD	Texarkana FD		0.00		
BBF		18,978.00		18,978.00	
					0.00
KBK67BE	Texarkana PD		0.00		
BBF		18,978.00		18,978.00	
					0.00
KBK67BF	West Pulaski VFD		0.00		

Fund	Fund Description	Beginning Balance			Ending Balance
Type	Type Description	Debits		Credits	
BBF		18,978.00		18,978.00	
					0.00
KBK67BG	**Bryant SCC**		**0.00**		
BBF		18,978.00		18,978.00	
					0.00
KBK67BH	**Cleburne Co Fair**		**0.00**		
BBF		22,773.00		22,773.00	
					0.00
KBK67BJ	**Bay Village FD**		**0.00**		
BBF		9,488.00		9,488.00	
					0.00
KBK67BK	**White Co Fair**		**0.00**		
BBF		22,773.00		22,773.00	
					0.00
KBK67BM	**Black Rock VFD**		**0.00**		
BBF		23,722.00		23,722.00	
					0.00
KBK67BN	**Boone Co SCC2**		**0.00**		
BBF		23,722.00		23,722.00	
					0.00
KBK67BP	**Ft Chaffee Home**		**0.00**		
BBF		23,722.00		23,722.00	
					0.00
KBK67BQ	**Ft Smith B/G Clb**		**0.00**		
BBF		23,722.00		23,722.00	
					0.00
KBK67BR	**Booneville Bldgs**		**0.00**		
BBF		23,722.00		23,722.00	
					0.00
KBK67BS	**Youth Partners**		**0.00**		
BBF		14,233.00		14,233.00	
					0.00
KBK67BT	**Lil River Co Fair**		**0.00**		
BBF		18,978.00		18,978.00	
					0.00
KBK67BU	**Philander Smith**		**0.00**		
BBF		28,465.00		28,465.00	
					0.00
KBK67BV	**WF Alliance Van**		**0.00**		
BBF		18,978.00		18,978.00	
					0.00
KBK67BW	**CAAOA SCC LR**		**0.00**		
BBF		18,978.00		18,978.00	
					0.00
KBK67BX	**Hmbrg/Crsstt B/G**		**0.00**		
BBF		18,978.00		18,978.00	
					0.00
KBK67BY	**Izard Co Mus**		**0.00**		
BBF		18,978.00		18,978.00	
					0.00

Fund / Type	Fund Description / Type Description	Beginning Balance / Debits		Credits	Ending Balance
KBK67BZ	**Blytheville Ministry**		**0.00**		
BBF		4,744.00		4,744.00	
					0.00
KBK67CA	**Jacksonville SCC**		**0.00**		
BBF		18,978.00		18,978.00	
					0.00
KBK67CB	**Fair Oaks FD**		**0.00**		
BBF		18,978.00		18,978.00	
					0.00
KBK67CC	**Madison Co Court**		**0.00**		
BBF		18,978.00		18,978.00	
					0.00
KBK67CD	**Montgmry Co Fair**		**0.00**		
BBF		18,978.00		18,978.00	
					0.00
KBK67CE	**N Logan Co Fair**		**0.00**		
BBF		18,978.00		18,978.00	
					0.00
KBK67CF	**Texrkana Mun Bld**		**0.00**		
BBF		18,978.00		18,978.00	
					0.00
KBK67CG	**Elkins City/Pk Imp**		**0.00**		
BBF		18,978.00		18,978.00	
					0.00
KBK67CH	**Rise/Move Prog**		**0.00**		
BBF		18,978.00		18,978.00	
					0.00
KBK67CJ	**Jacksonville B/G**		**0.00**		
BBF		18,978.00		18,978.00	
					0.00
KBK67CK	**Caraway Vol Amb**		**0.00**		
BBF		71,165.00		71,165.00	
					0.00
KBK67CM	**Lil River Jail/Shoot**		**0.00**		
BBF		94,886.00		94,886.00	
					0.00
KBK67CN	**Garland Co Trails**		**0.00**		
BBF		81,864.00		81,864.00	
					0.00
KBK67CP	**Paragould FD Trk**		**0.00**		
BBF		75,909.00		75,909.00	
					0.00
KBK67CQ	**Imperial Theatre**		**0.00**		
BBF		113,864.00		113,864.00	
					0.00
KBK67CR	**Sharp Co Fair**		**0.00**		
BBF		75,909.00		75,909.00	
					0.00
KBK67CS	**Fulton Co Fair**		**0.00**		
BBF		75,909.00		75,909.00	

Fund / Type	Fund Description / Type Description	Beginning Balance / Debits		Credits	Ending Balance
					0.00
KBK67CT	Franklin Co Court		0.00		
BBF		75,909.00		75,909.00	
					0.00
KBK67CU	Melbourne Sewer		0.00		
BBF		37,955.00		37,955.00	
					0.00
KBK67CV	Horseshoe B Rd		0.00		
BBF		75,909.00		75,909.00	
					0.00
KBK67CW	Paragould Nursg		0.00		
BBF		71,165.00		71,165.00	
					0.00
KBK67CX	Greene Co Fair		0.00		
BBF		71,165.00		71,165.00	
					0.00
KBK67CY	Danville Airport		0.00		
BBF		71,165.00		71,165.00	
					0.00
KBK67CZ	Cavanaugh SCC		0.00		
BBF		47,443.00		47,443.00	
					0.00
KBK67DA	Madison Co Lib		0.00		
BBF		28,465.00		28,465.00	
					0.00
KBK67DB	Lil Red RIWD		0.00		
BBF		82,551.00		82,551.00	
					0.00
KBK67DC	Var Clark Co FD		0.00		
BBF		47,443.00		47,443.00	
					0.00
KBK67DD	Var VFD, HD#29		0.00		
BBF		47,443.00		47,443.00	
					0.00
KBK67DE	Stone Co Pk		0.00		
BBF		47,443.00		47,443.00	
					0.00
KBK67DF	Three Co Fair		0.00		
BBF		47,443.00		47,443.00	
					0.00
KBK67DG	NW AR Vets Cncl		0.00		
BBF		47,443.00		47,443.00	
					0.00
KBK67DH	Prairie Grv Sewer		0.00		
BBF		71,165.00		71,165.00	
					0.00
KBK67DJ	Vilonia Waterwork		0.00		
BBF		52,188.00		52,188.00	
					0.00
KBK67DK	Hope Coliseum		0.00		

Fund	Fund Description	Beginning Balance		Ending Balance
Type	Type Description	Debits	Credits	
BBF		71,165.00	71,165.00	
				0.00
KBK67DM	Fulton Co Fair	0.00		
BBF		56,932.00	56,932.00	
				0.00
KBK67DN	Stuttgart Adm Bld	0.00		
BBF		60,989.00	60,989.00	
				0.00
KBK67DP	Group Living Inc	0.00		
BBF		61,676.00	61,676.00	
				0.00
KBK67DQ	Boeuf/Tennas RID	0.00		
BBF		66,421.00	66,421.00	
				0.00
KBK67DR	Bentonville Wstwtr	0.00		
BBF		71,165.00	71,165.00	
				0.00
KBK67DS	Charleston CC	0.00		
BBF		94,886.00	94,886.00	
				0.00
KBK67DT	White Co Reg Lib	0.00		
BBF		47,443.00	47,443.00	
				0.00
KBK67DU	Conway Co ED	0.00		
BBF		235,319.00	235,319.00	
				0.00
KBK67DV	Stamps SCC	0.00		
BBF		85,398.00	85,398.00	
				0.00
KBK67DW	Pine Bluff HA	0.00		
BBF		147,075.00	147,075.00	
				0.00
KBK67DX	E End/Sardis FD	0.00		
BBF		161,307.00	161,307.00	
				0.00
KBK67DY	Johnson Co SAC	0.00		
BBF		166,052.00	166,052.00	
				0.00
KBK67DZ	White Hall City Ctr	0.00		
BBF		189,773.00	189,773.00	
				0.00
KBK67EA	The Grady CC	0.00		
BBF		142,329.00	142,329.00	
				0.00
KBK67EB	LR 9 @Capitol	0.00		
BBF		218,239.00	218,239.00	
				0.00
KBK67EC	Cross Co Tech Ctr	0.00		
BBF		47,443.00	47,443.00	
				0.00

Fund / Type	Fund Description / Type Description	Beginning Balance / Debits		Credits	Ending Balance
KBK67ED	**Clark/Dallas et al**		**0.00**		
BBF		237,217.00		237,217.00	
					0.00
KBK67EE	**NLR SCC**		**0.00**		
BBF		288,717.00		288,717.00	
					0.00
KBK67EF	**Osceola Toll Pkwy**		**0.00**		
BBF		379,546.00		379,546.00	
					0.00
KBK67EG	**AR Prostate Fnd**		**0.00**		
BBF		474,430.00		474,430.00	
					0.00
KBK67EH	**Var FD, SD#86**		**0.00**		
BBF		474,430.00		474,430.00	
					0.00
KBK67EJ	**LR Trails etc**		**0.00**		
BBF		711,645.00		711,645.00	
					0.00
KBK67EK	**Camp Pfeiffer**		**0.00**		
BBF		213,492.00		213,492.00	
					0.00
KBK67EM	**Greenwood Bldg**		**0.00**		
BBF		104,375.00		104,375.00	
					0.00
KBK67EN	**Springdale SC**		**0.00**		
BBF		28,465.00		28,465.00	
					0.00
KBK67EP	**Mena RC/Cmplx**		**0.00**		
BBF		71,165.00		71,165.00	
					0.00
KBK67EQ	**Mtn Pine HeadStrt**		**0.00**		
BBF		94,886.00		94,886.00	
					0.00
KBK67ER	**UAMS CARDV**		**0.00**		
BBF		94,886.00		94,886.00	
					0.00
KBK67ES	**Russellville SAC**		**0.00**		
BBF		94,886.00		94,886.00	
					0.00
KBK67ET	**El Dorado SSC**		**0.00**		
BBF		155,139.00		155,139.00	
					0.00
KBK67EU	**W/C 1st Shltr LR**		**0.00**		
BBF		94,886.00		94,886.00	
					0.00
KBK67EV	**AR Sports HOF**		**0.00**		
BBF		94,886.00		94,886.00	
					0.00
KBK67EW	**Var RFD, HD#84**		**0.00**		
BBF		113,864.00		113,864.00	

Fund / Type	Fund Description / Type Description	Beginning Balance / Debits		Credits	Ending Balance
					0.00
KBK67EX	Mosaic Templars		0.00		
BBF		118,608.00		118,608.00	
					0.00
KBK67EY	SPolk/Cossatot		0.00		
BBF		94,886.00		94,886.00	
					0.00
KBK67EZ	Sebastian Co B/G		0.00		
BBF		132,842.00		132,842.00	
					0.00
KBK67FA	Benton Infra		0.00		
BBF		140,433.00		140,433.00	
					0.00
KBK67FB	Craighead Frst Pk		0.00		
BBF		142,329.00		142,329.00	
					0.00
KBK67FC	UA CJI AR LEC		0.00		
BBF		94,886.00		94,886.00	
					0.00
KBK67FD	Altus FD Const		0.00		
BBF		47,443.00		47,443.00	
					0.00
KBK67FE	CAT Sunday Rts		0.00		
BBF		47,443.00		47,443.00	
					0.00
KBK67FF	NLR B/G Clb		0.00		
BBF		37,955.00		37,955.00	
					0.00
KBK67FG	Russellville SAC		0.00		
BBF		37,955.00		37,955.00	
					0.00
KBK67FH	Carroll Co SCC		0.00		
BBF		37,955.00		37,955.00	
					0.00
KBK67FJ	Pulaski/Saline FD		0.00		
BBF		37,955.00		37,955.00	
					0.00
KBK67FK	Coll Stn Outreach		0.00		
BBF		37,955.00		37,955.00	
					0.00
KBK67FM	HS Co 4H		0.00		
BBF		47,443.00		47,443.00	
					0.00
KBK67FN	Magazine Bldgs		0.00		
BBF		37,955.00		37,955.00	
					0.00
KBK67FP	AR Bapt Coll Fac		0.00		
BBF		47,443.00		47,443.00	
					0.00
KBK67FQ	AR Flyg Schl Mus		0.00		

Fund	Fund Description	Beginning Balance			Ending Balance
Type	Type Description	Debits		Credits	
BBF		47,443.00		47,443.00	
					0.00
KBK67FR	**AR River Ed Coop**		**0.00**		
BBF		28,465.00		28,465.00	
					0.00
KBK67FS	**ASU Heber Sprgs**		**0.00**		
BBF		47,443.00		47,443.00	
					0.00
KBK67FT	**Black Hist Adv**		**0.00**		
BBF		47,443.00		47,443.00	
					0.00
KBK67FU	**Nevada Co WC**		**0.00**		
BBF		47,443.00		47,443.00	
					0.00
KBK67FV	**M Woolfolk Lib**		**0.00**		
BBF		42,699.00		42,699.00	
					0.00
KBK67FW	**Lowell Infra**		**0.00**		
BBF		33,210.00		33,210.00	
					0.00
KBK67FX	**Russellville B/G Clb**		**0.00**		
BBF		14,233.00		14,233.00	
					0.00
KBK67FY	**Polk Co SCC**		**0.00**		
BBF		28,465.00		28,465.00	
					0.00
KBK67FZ	**Van Mater SC Trk**		**0.00**		
BBF		28,465.00		28,465.00	
					0.00
KBK67GA	**Walnut Rdg Mus**		**0.00**		
BBF		28,465.00		28,465.00	
					0.00
KBK67GB	**Morrilton SCC**		**0.00**		
BBF		32,261.00		32,261.00	
					0.00
KBK67GC	**Boone Co FA**		**0.00**		
BBF		14,233.00		14,233.00	
					0.00
KBK67GD	**Jonesboro PD Eqt**		**0.00**		
BBF		33,210.00		33,210.00	
					0.00
KBK67GE	**Ashdown Infra/CC**		**0.00**		
BBF		33,210.00		33,210.00	
					0.00
KBK67GF	**Conway B/G Clb**		**0.00**		
BBF		33,210.00		33,210.00	
					0.00
KBK67GG	**Helena CC**		**0.00**		
BBF		35,583.00		35,583.00	
					0.00

Fund / Type	Fund Description / Type Description	Beginning Balance / Debits	Credits	Ending Balance
KBK67GH	**AR Fair/Show**	**0.00**		
BBF		7,591.00	7,591.00	
				0.00
KBK67GJ	**Arch St Yth SBall**	**0.00**		
BBF		37,955.00	37,955.00	
				0.00
KBK67GK	**Calico Rock Pks**	**0.00**		
BBF		37,955.00	37,955.00	
				0.00
KBK67GM	**Horseshoe B Fac**	**0.00**		
BBF		37,955.00	37,955.00	
				0.00
KBK67GN	**Rialto Arts Ctr**	**0.00**		
BBF		32,261.00	32,261.00	
				0.00
KBK67GP	**Wheatley Civic Ctr**	**0.00**		
BBF		47,443.00	47,443.00	
				0.00
KBK67GQ	**Hempstead Co Lib**	**0.00**		
BBF		47,443.00	47,443.00	
				0.00
KBK67GR	**Ray L Petty Ctr**	**0.00**		
BBF		47,443.00	47,443.00	
				0.00
KBK67GS	**Marion Co SCC**	**0.00**		
BBF		47,443.00	47,443.00	
				0.00
KBK67GT	**Maynard FD**	**0.00**		
BBF		47,443.00	47,443.00	
				0.00
KBK67GU	**MS Co WF Allianc**	**0.00**		
BBF		33,210.00	33,210.00	
				0.00
KBK67GV	**Lake City SCC**	**0.00**		
BBF		47,443.00	47,443.00	
				0.00
KBK67GW	**Osage Basin**	**0.00**		
BBF		47,443.00	47,443.00	
				0.00
KBK67GX	**AR Baptist Coll**	**0.00**		
BBF		47,443.00	47,443.00	
				0.00
KBK67GY	**Searcy Co Infra**	**0.00**		
BBF		47,443.00	47,443.00	
				0.00
KBK67GZ	**S Smith Law Lib**	**0.00**		
BBF		47,443.00	47,443.00	
				0.00
KBK67HA	**2nd Chance Rnch**	**0.00**		
BBF		47,443.00	47,443.00	

Fund / Type	Fund Description / Type Description	Beginning Balance / Debits		Credits	Ending Balance
					0.00
KBK67HB	Sharp Co Court		0.00		
BBF		47,443.00		47,443.00	
					0.00
KBK67HC	Siloam SCC		0.00		
BBF		47,443.00		47,443.00	
					0.00
KBK67HD	Pocahontas Cplx		0.00		
BBF		28,465.00		28,465.00	
					0.00
KBK67HE	Fulton Co Court		0.00		
BBF		47,443.00		47,443.00	
					0.00
KBK67HF	Trumann RC		0.00		
BBF		47,443.00		47,443.00	
					0.00
KBK67HG	Farmington Bridge		0.00		
BBF		47,443.00		47,443.00	
					0.00
KBK67HH	Malvern Rodeo		0.00		
BBF		47,443.00		47,443.00	
					0.00
KBK67HJ	Monette Water		0.00		
BBF		47,443.00		47,443.00	
					0.00
KBK67HK	Nashville Pks/RC		0.00		
BBF		47,443.00		47,443.00	
					0.00
KBK67HM	Paris Industrial Pk		0.00		
BBF		47,443.00		47,443.00	
					0.00
KBK67HN	Lonoke CC		0.00		
BBF		47,443.00		47,443.00	
					0.00
KBK67HP	Cloverdale NA		0.00		
BBF		47,443.00		47,443.00	
					0.00
KBK67HQ	FS MLK Pk		0.00		
BBF		47,443.00		47,443.00	
					0.00
KBK67HR	Nashville S Twn		0.00		
BBF		47,443.00		47,443.00	
					0.00
KBK67HS	John Barrow Proj		0.00		
BBF		47,443.00		47,443.00	
					0.00
KBK67HT	Crawford Co CE		0.00		
BBF		47,443.00		47,443.00	
					0.00
KBK67HU	Crawford Co Fair		0.00		

Fund	Fund Description	Beginning Balance			Ending Balance
Type	Type Description	Debits		Credits	
BBF		47,443.00		47,443.00	
					0.00
KBK67HV	**Marianna F/P Stn**		**0.00**		
BBF		47,443.00		47,443.00	
					0.00
KBK67HW	**Pope Co SAC**		**0.00**		
BBF		47,443.00		47,443.00	
					0.00
KBK67HX	**Stttgrt Grnd Pr CD**		**0.00**		
BBF		47,443.00		47,443.00	
					0.00
KBK67HY	**Howard Co Heritg**		**0.00**		
BBF		9,488.00		9,488.00	
					0.00
KBK67HZ	**Healing Place PB**		**0.00**		
BBF		9,488.00		9,488.00	
					0.00
KBK67JA	**Heart/Glnco/Agn**		**0.00**		
BBF		9,488.00		9,488.00	
					0.00
KBK67JB	**Hector Sr SCC**		**0.00**		
BBF		9,488.00		9,488.00	
					0.00
KBK67JC	**Heritage Hse Mus**		**0.00**		
BBF		9,488.00		9,488.00	
					0.00
KBK67JD	**Elk Info Ctr/Mus**		**0.00**		
BBF		9,488.00		9,488.00	
					0.00
KBK67JE	**G Masonic L PB**		**0.00**		
BBF		9,488.00		9,488.00	
					0.00
KBK67JF	**Howard Co Fair**		**0.00**		
BBF		9,488.00		9,488.00	
					0.00
KBK67JG	**Guion FD**		**0.00**		
BBF		9,488.00		9,488.00	
					0.00
KBK67JH	**Ind Co Shrf TSD**		**0.00**		
BBF		9,488.00		9,488.00	
					0.00
KBK67JJ	**Ink RVFD**		**0.00**		
BBF		9,488.00		9,488.00	
					0.00
KBK67JK	**Sebastian Co Fair**		**0.00**		
BBF		18,978.00		18,978.00	
					0.00
KBK67JM	**Jackson Co Sherif**		**0.00**		
BBF		9,488.00		9,488.00	
					0.00

Fund / Type	Fund Description / Type Description	Beginning Balance / Debits		Credits	Ending Balance
KBK67JN	**Alicia City Pk**		**0.00**		
BBF		14,233.00		14,233.00	
					0.00
KBK67JP	**Lavaca SCC Exp**		**0.00**		
BBF		9,488.00		9,488.00	
					0.00
KBK67JQ	**Horseshoe B FD**		**0.00**		
BBF		9,488.00		9,488.00	
					0.00
KBK67JR	**Franklin FD**		**0.00**		
BBF		9,488.00		9,488.00	
					0.00
KBK67JS	**Potter RVFD**		**0.00**		
BBF		9,488.00		9,488.00	
					0.00
KBK67JT	**Barling SCC**		**0.00**		
BBF		9,488.00		9,488.00	
					0.00
KBK67JU	**We Care Org**		**0.00**		
BBF		9,488.00		9,488.00	
					0.00
KBK67JV	**Fordyce FD**		**0.00**		
BBF		9,488.00		9,488.00	
					0.00
KBK67JW	**Foreman Pub Lib**		**0.00**		
BBF		9,488.00		9,488.00	
					0.00
KBK67JX	**Fouke Comm Bldg**		**0.00**		
BBF		9,488.00		9,488.00	
					0.00
KBK67JY	**Hatfield RVFD**		**0.00**		
BBF		9,488.00		9,488.00	
					0.00
KBK67JZ	**Fox VFD**		**0.00**		
BBF		9,488.00		9,488.00	
					0.00
KBK67KA	**Harrisburg FD**		**0.00**		
BBF		9,488.00		9,488.00	
					0.00
KBK67KB	**Fulton FD**		**0.00**		
BBF		5,693.00		5,693.00	
					0.00
KBK67KC	**Geep VFD**		**0.00**		
BBF		9,488.00		9,488.00	
					0.00
KBK67KD	**Genoa/Miller FD**		**0.00**		
BBF		5,693.00		5,693.00	
					0.00
KBK67KE	**Good Nghbr Ctr**		**0.00**		
BBF		9,488.00		9,488.00	

Fund / Type	Fund Description / Type Description	Beginning Balance / Debits		Credits	Ending Balance
					0.00
KBK67KF	Grannis RFD		0.00		
BBF		9,488.00		9,488.00	
					0.00
KBK67KG	LRAFB Museum		0.00		
BBF		9,488.00		9,488.00	
					0.00
KBK67KH	Fouke FD		0.00		
BBF		5,693.00		5,693.00	
					0.00
KBK67KJ	Patmos FD		0.00		
BBF		1,897.00		1,897.00	
					0.00
KBK67KK	Lepanto FD		0.00		
BBF		9,488.00		9,488.00	
					0.00
KBK67KM	Mtn View VFD		0.00		
BBF		9,488.00		9,488.00	
					0.00
KBK67KN	Neighbor 2 Nghbr		0.00		
BBF		9,488.00		9,488.00	
					0.00
KBK67KP	9 Mile Ridge VFD		0.00		
BBF		9,488.00		9,488.00	
					0.00
KBK67KQ	North Side FD		0.00		
BBF		9,488.00		9,488.00	
					0.00
KBK67KR	Hot Spring Co Fair		0.00		
BBF		9,488.00		9,488.00	
					0.00
KBK67KS	Mt Moriah Environ		0.00		
BBF		9,488.00		9,488.00	
					0.00
KBK67KT	Panke CC		0.00		
BBF		9,488.00		9,488.00	
					0.00
KBK67KU	Morriston VFD		0.00		
BBF		9,488.00		9,488.00	
					0.00
KBK67KV	Pine Bluff Pks		0.00		
BBF		4,744.00		4,744.00	
					0.00
KBK67KW	Pine Vlge VFD		0.00		
BBF		9,488.00		9,488.00	
					0.00
KBK67KX	Pineville FD		0.00		
BBF		9,488.00		9,488.00	
					0.00
KBK67KY	Pleasant Grv VFD		0.00		

Fund / Type	Fund Description / Type Description	Beginning Balance / Debits		Credits	Ending Balance
BBF		9,488.00		9,488.00	
					0.00
KBK67KZ	**Poinsett Co Fair**		**0.00**		
BBF		9,488.00		9,488.00	
					0.00
KBK67MA	**Poinsett Co Lib**		**0.00**		
BBF		9,488.00		9,488.00	
					0.00
KBK67MB	**Oxford FD**		**0.00**		
BBF		9,488.00		9,488.00	
					0.00
KBK67MC	**MLK Nghbr Assn**		**0.00**		
BBF		9,488.00		9,488.00	
					0.00
KBK67MD	**NE AR Food Bank**		**0.00**		
BBF		9,488.00		9,488.00	
					0.00
KBK67ME	**Lonoke Co Aging**		**0.00**		
BBF		9,488.00		9,488.00	
					0.00
KBK67MF	**Lonoke Exc'l Sch**		**0.00**		
BBF		9,488.00		9,488.00	
					0.00
KBK67MG	**Russellville Depot**		**0.00**		
BBF		14,233.00		14,233.00	
					0.00
KBK67MH	**Mammoth Spg FD**		**0.00**		
BBF		9,488.00		9,488.00	
					0.00
KBK67MJ	**Marion Co SC**		**0.00**		
BBF		9,488.00		9,488.00	
					0.00
KBK67MK	**Mt Pleasant FD**		**0.00**		
BBF		9,488.00		9,488.00	
					0.00
KBK67MM	**Marked Tree Lib**		**0.00**		
BBF		9,488.00		9,488.00	
					0.00
KBK67MN	**Lepanto Lib**		**0.00**		
BBF		9,488.00		9,488.00	
					0.00
KBK67MP	**Mayflower VFD**		**0.00**		
BBF		9,488.00		9,488.00	
					0.00
KBK67MQ	**McAlmont Comm**		**0.00**		
BBF		9,488.00		9,488.00	
					0.00
KBK67MR	**Melbourne FD**		**0.00**		
BBF		9,488.00		9,488.00	
					0.00

Fund / Type	Fund Description / Type Description	Beginning Balance / Debits		Credits	Ending Balance
KBK67MS	**Melrose VFD**		**0.00**		
BBF		9,488.00		9,488.00	
					0.00
KBK67MT	**Mills Pk Eqt/Maint**		**0.00**		
BBF		9,488.00		9,488.00	
					0.00
KBK67MU	**Morrilton SCC**		**0.00**		
BBF		9,488.00		9,488.00	
					0.00
KBK67MV	**Marked Tree FD**		**0.00**		
BBF		9,488.00		9,488.00	
					0.00
KBK67MW	**Ft Smith Girls Clb**		**0.00**		
BBF		9,488.00		9,488.00	
					0.00
KBK67MX	**Camden ED**		**0.00**		
BBF		9,488.00		9,488.00	
					0.00
KBK67MY	**Minority Bus Loan**		**0.00**		
BBF		9,488.00		9,488.00	
					0.00
KBK67MZ	**Clarendon Ball Pk**		**0.00**		
BBF		9,488.00		9,488.00	
					0.00
KBK67NA	**Earle**		**0.00**		
BBF		11,861.00		11,861.00	
					0.00
KBK67NB	**El Dorado ED**		**0.00**		
BBF		9,488.00		9,488.00	
					0.00
KBK67NC	**Mulberry AAOA**		**0.00**		
BBF		9,488.00		9,488.00	
					0.00
KBK67ND	**Ft Smith Boys Clb**		**0.00**		
BBF		9,488.00		9,488.00	
					0.00
KBK67NE	**Anthonyville**		**0.00**		
BBF		9,488.00		9,488.00	
					0.00
KBK67NF	**Greenland Fire**		**0.00**		
BBF		9,488.00		9,488.00	
					0.00
KBK67NG	**Holly Grove Walks**		**0.00**		
BBF		9,488.00		9,488.00	
					0.00
KBK67NH	**Horseshoe Lake1**		**0.00**		
BBF		9,488.00		9,488.00	
					0.00
KBK67NJ	**Horseshoe Lake2**		**0.00**		
BBF		9,488.00		9,488.00	

Fund / Type	Fund Description / Type Description	Beginning Balance / Debits		Credits	Ending Balance
					0.00
KBK67NK	Hughes Sts/Wlks		0.00		
BBF		9,488.00		9,488.00	
					0.00
KBK67NM	Jennette		0.00		
BBF		9,488.00		9,488.00	
					0.00
KBK67NN	Foreman Projs		0.00		
BBF		26,569.00		26,569.00	
					0.00
KBK67NP	Calico Rock FD		0.00		
BBF		9,488.00		9,488.00	
					0.00
KBK67NQ	Bethesda FD		0.00		
BBF		9,488.00		9,488.00	
					0.00
KBK67NR	Big Fork RVFD		0.00		
BBF		9,488.00		9,488.00	
					0.00
KBK67NS	Billy Mitchell B/G		0.00		
BBF		9,488.00		9,488.00	
					0.00
KBK67NT	Clover Bend VFD		0.00		
BBF		474.00		474.00	
					0.00
KBK67NU	Brd Camp RVFD		0.00		
BBF		9,488.00		9,488.00	
					0.00
KBK67NV	Bradley Co Mus		0.00		
BBF		9,488.00		9,488.00	
					0.00
KBK67NW	Blue Mtn Hall/Pks		0.00		
BBF		9,488.00		9,488.00	
					0.00
KBK67NX	Calmine/Grng VFD		0.00		
BBF		9,488.00		9,488.00	
					0.00
KBK67NY	Ashdown City Pk		0.00		
BBF		9,488.00		9,488.00	
					0.00
KBK67NZ	Camp VFD		0.00		
BBF		9,488.00		9,488.00	
					0.00
KBK67PA	Cave City VFD		0.00		
BBF		9,488.00		9,488.00	
					0.00
KBK67PB	Central FD		0.00		
BBF		9,488.00		9,488.00	
					0.00
KBK67PC	Cherry Hill RVFD		0.00		

Fund / Type	Fund Description / Type Description	Beginning Balance / Debits		Credits	Ending Balance
BBF		9,488.00		9,488.00	
					0.00
KBK67PD	**Citizens B/G**		**0.00**		
BBF		9,488.00		9,488.00	
					0.00
KBK67PE	**Mansfield City Hall**		**0.00**		
BBF		9,488.00		9,488.00	
					0.00
KBK67PF	**Byron VFD**		**0.00**		
BBF		9,488.00		9,488.00	
					0.00
KBK67PG	**Dodd Mtn VFD**		**0.00**		
BBF		9,488.00		9,488.00	
					0.00
KBK67PH	**Jennette Infra**		**0.00**		
BBF		9,488.00		9,488.00	
					0.00
KBK67PJ	**Crawford Co Ment**		**0.00**		
BBF		9,488.00		9,488.00	
					0.00
KBK67PK	**Critt Co Court**		**0.00**		
BBF		9,488.00		9,488.00	
					0.00
KBK67PM	**Crittenden Co Mus**		**0.00**		
BBF		9,488.00		9,488.00	
					0.00
KBK67PN	**Critt Co Rescue**		**0.00**		
BBF		9,488.00		9,488.00	
					0.00
KBK67PP	**Cushman FD**		**0.00**		
BBF		9,488.00		9,488.00	
					0.00
KBK67PQ	**Crawford Co Ext**		**0.00**		
BBF		9,488.00		9,488.00	
					0.00
KBK67PR	**Dixie CDC NLR**		**0.00**		
BBF		9,488.00		9,488.00	
					0.00
KBK67PS	**Bono SCC Pkg**		**0.00**		
BBF		9,488.00		9,488.00	
					0.00
KBK67PT	**E AR Fam Hlth**		**0.00**		
BBF		14,233.00		14,233.00	
					0.00
KBK67PU	**Eureka Sprgs PD**		**0.00**		
BBF		9,488.00		9,488.00	
					0.00
KBK67PV	**Even'g Shade VFD**		**0.00**		
BBF		9,488.00		9,488.00	
					0.00

Fund / Type	Fund Description / Type Description	Beginning Balance / Debits		Credits	Ending Balance
KBK67PW	**Maumelle Pk/Rec**		**0.00**		
BBF		9,488.00		9,488.00	
					0.00
KBK67PX	**Farmington FD**		**0.00**		
BBF		9,488.00		9,488.00	
					0.00
KBK67PY	**Fisher FD**		**0.00**		
BBF		9,488.00		9,488.00	
					0.00
KBK67PZ	**Dallas Val RVFD**		**0.00**		
BBF		9,488.00		9,488.00	
					0.00
KBK67QA	**W Memphis MLK**		**0.00**		
BBF		4,744.00		4,744.00	
					0.00
KBK67QB	**W Memphis Girls**		**0.00**		
BBF		9,488.00		9,488.00	
					0.00
KBK67QC	**Marion**		**0.00**		
BBF		11,861.00		11,861.00	
					0.00
KBK67QD	**Marvell Amphr/Pav**		**0.00**		
BBF		9,488.00		9,488.00	
					0.00
KBK67QE	**Monticello Field**		**0.00**		
BBF		9,488.00		9,488.00	
					0.00
KBK67QF	**Ola City Pk**		**0.00**		
BBF		9,488.00		9,488.00	
					0.00
KBK67QG	**Star City Civic Ctr**		**0.00**		
BBF		9,488.00		9,488.00	
					0.00
KBK67QH	**Crawford Co Lit**		**0.00**		
BBF		9,488.00		9,488.00	
					0.00
KBK67QJ	**Weiner Walks**		**0.00**		
BBF		9,488.00		9,488.00	
					0.00
KBK67QK	**Jericho**		**0.00**		
BBF		9,488.00		9,488.00	
					0.00
KBK67QM	**Rison Complex**		**0.00**		
BBF		9,488.00		9,488.00	
					0.00
KBK67QN	**Columbia Co Elev**		**0.00**		
BBF		7,591.00		7,591.00	
					0.00
KBK67QP	**W Carroll Co CD**		**0.00**		
BBF		9,488.00		9,488.00	

Fund / Type	Fund Description / Type Description	Beginning Balance / Debits		Credits	Ending Balance
					0.00
KBK67QQ	Oak Grove Sheriff		0.00		
BBF		7,117.00		7,117.00	
					0.00
KBK67QR	Cove RVFD		0.00		
BBF		9,488.00		9,488.00	
					0.00
KBK67QS	Bono City Pk		0.00		
BBF		9,488.00		9,488.00	
					0.00
KBK67QT	Waldron City Pk		0.00		
BBF		9,488.00		9,488.00	
					0.00
KBK67QU	Stone Co Jail Imp		0.00		
BBF		11,861.00		11,861.00	
					0.00
KBK67QV	Zion FD		0.00		
BBF		9,488.00		9,488.00	
					0.00
KBK67QW	Hughes		0.00		
BBF		14,233.00		14,233.00	
					0.00
KBK67QX	Hermitage Imp		0.00		
BBF		14,233.00		14,233.00	
					0.00
KBK67QY	Haynes		0.00		
BBF		14,233.00		14,233.00	
					0.00
KBK67QZ	Iron Mtn FD		0.00		
BBF		9,488.00		9,488.00	
					0.00
KBK67RA	Poplar Computers		0.00		
BBF		9,488.00		9,488.00	
					0.00
KBK67RB	Crawfordsville		0.00		
BBF		14,233.00		14,233.00	
					0.00
KBK67RC	Augusta Am Leg		0.00		
BBF		14,233.00		14,233.00	
					0.00
KBK67RD	Aubrey		0.00		
BBF		14,233.00		14,233.00	
					0.00
KBK67RE	Bill Harmon RC		0.00		
BBF		4,744.00		4,744.00	
					0.00
KBK67RF	Ashdown Pub Lib		0.00		
BBF		14,233.00		14,233.00	
					0.00
KBK67RG	Forrest City		0.00		

Fund	Fund Description	Beginning Balance			Ending Balance
Type	Type Description	Debits		Credits	
BBF		14,233.00		14,233.00	
					0.00
KBK67RH	Joseph Ivey Gard		0.00		
BBF		12,335.00		12,335.00	
					0.00
KBK67RJ	Knobel CC		0.00		
BBF		14,233.00		14,233.00	
					0.00
KBK67RK	Bay FD		0.00		
BBF		11,861.00		11,861.00	
					0.00
KBK67RM	Granite Mtn NA		0.00		
BBF		11,387.00		11,387.00	
					0.00
KBK67RN	SBA		0.00		
BBF		11,387.00		11,387.00	
					0.00
KBK67RP	Helena Pool		0.00		
BBF		11,861.00		11,861.00	
					0.00
KBK67RQ	Broadmore NWP		0.00		
BBF		11,861.00		11,861.00	
					0.00
KBK67RR	3rd St Dist NWP		0.00		
BBF		11,861.00		11,861.00	
					0.00
KBK67RS	Am Leg Pst #26		0.00		
BBF		11,861.00		11,861.00	
					0.00
KBK67RT	Fayetteville FD		0.00		
BBF		11,861.00		11,861.00	
					0.00
KBK67RU	Stone Co SCC		0.00		
BBF		11,861.00		11,861.00	
					0.00
KBK67RV	Black Oak FD		0.00		
BBF		11,861.00		11,861.00	
					0.00
KBK67RW	Sharp Co Fair		0.00		
BBF		11,861.00		11,861.00	
					0.00
KBK67RX	A Our Farm Van		0.00		
BBF		11,861.00		11,861.00	
					0.00
KBK67RY	Sharp Co Court		0.00		
BBF		11,861.00		11,861.00	
					0.00
KBK67RZ	Rocky Brnch Tank		0.00		
BBF		11,861.00		11,861.00	
					0.00

Fund / Type	Fund Description / Type Description	Beginning Balance / Debits		Credits	Ending Balance
KBK67SA	**LaGrange**		**0.00**		
BBF		14,233.00		14,233.00	
					0.00
KBK67SB	**Delta Byways**		**0.00**		
BBF		11,861.00		11,861.00	
					0.00
KBK67SC	**Goshen FD**		**0.00**		
BBF		14,233.00		14,233.00	
					0.00
KBK67SD	**Roland CC**		**0.00**		
BBF		14,233.00		14,233.00	
					0.00
KBK67SE	**Pop Colposcope**		**0.00**		
BBF		14,233.00		14,233.00	
					0.00
KBK67SF	**Prairie Co VFD**		**0.00**		
BBF		14,233.00		14,233.00	
					0.00
KBK67SG	**Nob Hill VFD**		**0.00**		
BBF		14,233.00		14,233.00	
					0.00
KBK67SH	**Mtn Sprgs VFD**		**0.00**		
BBF		14,233.00		14,233.00	
					0.00
KBK67SJ	**MCC**		**0.00**		
BBF		14,233.00		14,233.00	
					0.00
KBK67SK	**MLK Herit Res Ctr**		**0.00**		
BBF		14,233.00		14,233.00	
					0.00
KBK67SM	**Magazine Fac**		**0.00**		
BBF		14,233.00		14,233.00	
					0.00
KBK67SN	**Gray Rock Bldg**		**0.00**		
BBF		14,233.00		14,233.00	
					0.00
KBK67SP	**Laz Rockn' G**		**0.00**		
BBF		14,233.00		14,233.00	
					0.00
KBK67SQ	**Jefferson Co EOC**		**0.00**		
BBF		14,233.00		14,233.00	
					0.00
KBK67SR	**Pennington CC**		**0.00**		
BBF		14,233.00		14,233.00	
					0.00
KBK67SS	**Jack Evans SCC**		**0.00**		
BBF		23,722.00		23,722.00	
					0.00
KBK67ST	**Jacksonville**		**0.00**		
BBF		14,233.00		14,233.00	

Fund / Type	Fund Description / Type Description	Beginning Balance / Debits		Credits	Ending Balance
					0.00
KBK67SU	Stone Co Jail		0.00		
BBF		14,233.00		14,233.00	
					0.00
KBK67SV	Madison		0.00		
BBF		14,233.00		14,233.00	
					0.00
KBK67SW	Marianna		0.00		
BBF		14,233.00		14,233.00	
					0.00
KBK67SX	Marmaduke Pk		0.00		
BBF		14,233.00		14,233.00	
					0.00
KBK67SY	McCrory E Swnsn		0.00		
BBF		23,722.00		23,722.00	
					0.00
KBK67SZ	Rondo		0.00		
BBF		14,233.00		14,233.00	
					0.00
KBK67TA	Hatchiecoon		0.00		
BBF		14,233.00		14,233.00	
					0.00
KBK67TB	Clay Co Fair Assn		0.00		
BBF		14,233.00		14,233.00	
					0.00
KBK67TC	Dana House CAN		0.00		
BBF		14,233.00		14,233.00	
					0.00
KBK67TD	Dayton Ext		0.00		
BBF		14,233.00		14,233.00	
					0.00
KBK67TE	Elkins FD		0.00		
BBF		14,233.00		14,233.00	
					0.00
KBK67TF	Wrightsville Imp		0.00		
BBF		14,233.00		14,233.00	
					0.00
KBK67TG	Round Mtn VFD		0.00		
BBF		14,233.00		14,233.00	
					0.00
KBK67TH	Charleston SCC		0.00		
BBF		14,233.00		14,233.00	
					0.00
KBK67TJ	Baxter Co Animal		0.00		
BBF		13,284.00		13,284.00	
					0.00
KBK67TK	Widener		0.00		
BBF		14,233.00		14,233.00	
					0.00
KBK67TM	Trumann Lib		0.00		

Fund	Fund Description	Beginning Balance			Ending Balance
Type	Type Description	Debits		Credits	
BBF		9,488.00		9,488.00	
					0.00
KBK67TN	**Sturkie VFD**		**0.00**		
BBF		9,488.00		9,488.00	
					0.00
KBK67TP	**Austin VFD**		**0.00**		
BBF		14,233.00		14,233.00	
					0.00
KBK67TQ	**Violet Hill FD**		**0.00**		
BBF		9,488.00		9,488.00	
					0.00
KBK67TR	**Viola VFD**		**0.00**		
BBF		9,488.00		9,488.00	
					0.00
KBK67TS	**VFW #228**		**0.00**		
BBF		9,488.00		9,488.00	
					0.00
KBK67TT	**Yell Co Spl Svcs**		**0.00**		
BBF		9,488.00		9,488.00	
					0.00
KBK67TU	**Vandevoort RVFD**		**0.00**		
BBF		9,488.00		9,488.00	
					0.00
KBK67TV	**Van Buren Sr Inn**		**0.00**		
BBF		9,488.00		9,488.00	
					0.00
KBK67TW	**Van Buren B/G**		**0.00**		
BBF		9,488.00		9,488.00	
					0.00
KBK67TX	**UAPB CJ**		**0.00**		
BBF		9,488.00		9,488.00	
					0.00
KBK67TY	**Drew Co VFDs**		**0.00**		
BBF		9,488.00		9,488.00	
					0.00
KBK67TZ	**Tyronza FD**		**0.00**		
BBF		9,488.00		9,488.00	
					0.00
KBK67UA	**Scott Co B/G Clb**		**0.00**		
BBF		14,233.00		14,233.00	
					0.00
KBK67UB	**Shady RVFD**		**0.00**		
BBF		9,488.00		9,488.00	
					0.00
KBK67UC	**Sidney VFD**		**0.00**		
BBF		9,488.00		9,488.00	
					0.00
KBK67UD	**Springhill FD**		**0.00**		
BBF		1,897.00		1,897.00	
					0.00

Fund / Type	Fund Description / Type Description	Beginning Balance / Debits		Credits	Ending Balance
KBK67UE	**Trumann FD**		**0.00**		
BBF		9,488.00		9,488.00	
					0.00
KBK67UF	**Steudlein Learning**		**0.00**		
BBF		9,488.00		9,488.00	
					0.00
KBK67UG	**Crawford Co Pag**		**0.00**		
BBF		9,488.00		9,488.00	
					0.00
KBK67UH	**Sylmr/Allsn FD**		**0.00**		
BBF		9,488.00		9,488.00	
					0.00
KBK67UJ	**Steudlein Learning**		**0.00**		
BBF		9,488.00		9,488.00	
					0.00
KBK67UK	**Stranger's Cem**		**0.00**		
BBF		9,488.00		9,488.00	
					0.00
KBK67UM	**Sunny VFD**		**0.00**		
BBF		9,488.00		9,488.00	
					0.00
KBK67UN	**UAPB Athl Comp**		**0.00**		
BBF		9,488.00		9,488.00	
					0.00
KBK67UP	**We Care Assn**		**0.00**		
BBF		9,488.00		9,488.00	
					0.00
KBK67UQ	**Yell Co Fair**		**0.00**		
BBF		9,488.00		9,488.00	
					0.00
KBK67UR	**Reed's Brdg Soc**		**0.00**		
BBF		9,488.00		9,488.00	
					0.00
KBK67US	**SodieDavidson Pk**		**0.00**		
BBF		9,488.00		9,488.00	
					0.00
KBK67UT	**Rocky RVFD**		**0.00**		
BBF		9,488.00		9,488.00	
					0.00
KBK67UU	**Ruby Mtn FD**		**0.00**		
BBF		9,488.00		9,488.00	
					0.00
KBK67UV	**Ruddel Hill FD**		**0.00**		
BBF		9,488.00		9,488.00	
					0.00
KBK67UW	**Wonder City Boys**		**0.00**		
BBF		9,488.00		9,488.00	
					0.00
KBK67UX	**Witcherville CA**		**0.00**		
BBF		9,488.00		9,488.00	

Fund / Type	Fund Description / Type Description	Beginning Balance / Debits		Credits	Ending Balance
					0.00
KBK67UY	Winthrop Museum		0.00		
BBF		4,744.00		4,744.00	
					0.00
KBK67UZ	Wickes RVFD		0.00		
BBF		9,488.00		9,488.00	
					0.00
KBK67VA	Westcon FD		0.00		
BBF		9,488.00		9,488.00	
					0.00
KBK67VB	Cleveland Co VFD		0.00		
BBF		9,488.00		9,488.00	
					0.00
KBK67VC	Weiner FD		0.00		
BBF		9,488.00		9,488.00	
					0.00
KBK67VD	Walnut Ridge FD		0.00		
BBF		9,488.00		9,488.00	
					0.00
KBK67VE	Saddle VFD		0.00		
BBF		9,488.00		9,488.00	
					0.00
KBK67VF	Wright Av NA		0.00		
BBF		9,488.00		9,488.00	
					0.00
KBK67VG	Salem VFD		0.00		
BBF		9,488.00		9,488.00	
					0.00
KBK67VH	Sevier Co Fair		0.00		
BBF		9,488.00		9,488.00	
					0.00
KBK67VJ	Sevier Co Mus		0.00		
BBF		9,488.00		9,488.00	
					0.00
KBK67VK	Waldron Council		0.00		
BBF		9,488.00		9,488.00	
					0.00
KBK67VM	Shady Grv RVFD		0.00		
BBF		9,488.00		9,488.00	
					0.00
KBK67VN	Sprgdale FD Med Eqt		0.00		
BBF		14,233.00		14,233.00	
					0.00
KBK67VP	Lincoln Co VFDs		0.00		
BBF		9,488.00		9,488.00	
					0.00
KBK67VQ	Weiner Lib		0.00		
BBF		9,488.00		9,488.00	
					0.00
KBK67VR	Pea Ridge FD		0.00		

Fund	Fund Description	Beginning Balance			Ending Balance
Type	Type Description	Debits		Credits	
BBF		3,796.00		3,796.00	
					0.00
KBK67VS	**Lowell FD**		**0.00**		
BBF		1,897.00		1,897.00	
					0.00
KBK67VT	**Rocky Branch FD**		**0.00**		
BBF		1,897.00		1,897.00	
					0.00
KBK67VU	**Piney Pt FD**		**0.00**		
BBF		1,897.00		1,897.00	
					0.00
KBK67VV	**Nebco FD**		**0.00**		
BBF		1,897.00		1,897.00	
					0.00
KBK67VW	**Hwy 94 E FD**		**0.00**		
BBF		1,897.00		1,897.00	
					0.00
KBK67VX	**Hickory Creek FD**		**0.00**		
BBF		1,897.00		1,897.00	
					0.00
KBK67VY	**Avoca FD**		**0.00**		
BBF		1,897.00		1,897.00	
					0.00
KBK67VZ	**Beaver Lake FD**		**0.00**		
BBF		1,897.00		1,897.00	
					0.00
KBK67WA	**Krooked Kreek FD**		**0.00**		
BBF		2,372.00		2,372.00	
					0.00
KBK67WB	**Pleasant Hill**		**0.00**		
BBF		1,897.00		1,897.00	
					0.00
KBK67WC	**Elm Sprgs PD**		**0.00**		
BBF		2,562.00		2,562.00	
					0.00
KBK67WD	**Cincinnati FD**		**0.00**		
BBF		14,233.00		14,233.00	
					0.00
KBK67WE	**Springdale St Proj**		**0.00**		
BBF		4,744.00		4,744.00	
					0.00
KBK67WH	**Wilson MS Co**		**0.00**		
BBF		4,744.00		4,744.00	
					0.00
KBK67WK	**PB Rec Dept Eq**		**0.00**		
BBF		4,744.00		4,744.00	
					0.00
KBK67WM	**Lakeview Ball Pk**		**0.00**		
BBF		25,146.00		25,146.00	
					0.00

Fund / Type	Fund Description / Type Description	Beginning Balance / Debits		Credits	Ending Balance
KBK67WN	**C Parrish Rad**		**0.00**		
BBF		33,210.00		33,210.00	
					0.00
KBK67WP	**Perryville SCC**		**0.00**		
BBF		71,165.00		71,165.00	
					0.00
KBK67WQ	**Gillett FD**		**0.00**		
BBF		1,897.00		1,897.00	
					0.00
KBK67WR	**Saint Charles VFD**		**0.00**		
BBF		1,897.00		1,897.00	
					0.00
KBK67WS	**Tichnor VFD**		**0.00**		
BBF		1,897.00		1,897.00	
					0.00
KBK67WT	**AR City VFD**		**0.00**		
BBF		1,897.00		1,897.00	
					0.00
KBK67WU	**Kelso/Rohwer FD**		**0.00**		
BBF		1,897.00		1,897.00	
					0.00
KBK67WV	**Watson Area VFD**		**0.00**		
BBF		1,897.00		1,897.00	
					0.00
KBK67WW	**Hartford SCC**		**0.00**		
BBF		4,744.00		4,744.00	
					0.00
KBK6850	**Ouachita Tech**		**0.00**		
BBF		100,672.00		100,672.00	
					0.00
KBK6851	**Ouachita Tech Coll 1**		**0.00**		
BBF		41,657.00		41,657.00	
					0.00
KBK6852	**Ouachita Tech 2**		**0.00**		
BBF		85,398.00		85,398.00	
					0.00
KBK6870	**Ozarka College**		**0.00**		
BBF		95,985.00		95,985.00	
					0.00
KBK6871	**Ozarka College Op**		**0.00**		
BBF		284,660.00		284,660.00	
					0.00
KBK6872	**Ozarka College Nursing**		**0.00**		
BBF		108,021.00		108,021.00	
					0.00
KBK6890	**UACCM**		**0.00**		
BBF		118,608.00		118,608.00	
					0.00
KBK6910	**SEAC**		**0.00**		
BBF		118,608.00		118,608.00	

Fund / Type	Fund Description / Type Description	Beginning Balance / Debits		Credits	Ending Balance
					0.00
KBK6930	PTC		0.00		
BBF		118,608.00		118,608.00	
					0.00
KBK6931	PTC Campus Center		0.00		
BBF		208,750.00		208,750.00	
					0.00
KBK6932	PTC Computer Lab		0.00		
BBF		18,978.00		18,978.00	
					0.00
KBK6933	PTC Saline Co Career		0.00		
BBF		308,382.00		308,382.00	
					0.00
KBK7000	ADHE 2 Yr College CAC		0.00		
BBF		189,773.00		189,773.00	
					0.00
KBK7001	ADHE 2-Yr Coll WFTC		0.00		
BBF		374,802.00		374,802.00	
					0.00
KBK7002	ADHE TI Study Comm		0.00		
BBF		9,488.00		9,488.00	
					0.00
KBK7100	DHS Madison Co Aging Agenc		0.00		
BBF		23,722.00		23,722.00	
					0.00
KBK7102	DHS Newton Co Aging Agency		0.00		
BBF		23,722.00		23,722.00	
					0.00
KBK7103	DHS Searcy Co Aging Agency		0.00		
BBF		23,722.00		23,722.00	
					0.00
KBK7901	ADED Conway Technology Pa		0.00		
BBF		94,886.00		94,886.00	
					0.00
KBK7902	Aded City/Co Pub Works		0.00		
BBF		4,744,328.00		4,744,328.00	
					0.00
KBK7903	Aded Grants to Wf Dev		0.00		
BBF		250,000.00		250,000.00	
					0.00
KBK7904	ADED Movie/Film Production		0.00		
BBF		47,443.00		47,443.00	
					0.00
KBK9550	ASCL Hope Regional Crime La		0.00		
BBF		234,607.00		234,607.00	
					0.00
KBK9750	Military Ng Ada		0.00		
BBF		9,488.00		9,488.00	
					0.00
KBK9751	Military National Guard ADA		0.00		

Fund / Type	Fund Description / Type Description	Beginning Balance / Debits		Credits	Ending Balance
BBF		174,800.00		174,800.00	
					0.00
KBK9950	**ADEM Washington Co Emerg I**		**0.00**		
BBF		52,188.00		52,188.00	
					0.00
KBL0000	**General Improvement 85th Leg**		**0.00**		
BBF		139,275,377.25		139,275,377.25	
					0.00
KBL02VR	**Tourist Bureaus**		**0.00**		
BBF		2,601,155.34		2,601,155.34	
					0.00
KBL03AK	**Benton Access Rd**		**0.00**		
BBF		55,000.00		55,000.00	
					0.00
KBL03AN	**Solar Signals**		**0.00**		
BBF		18,000.00		18,000.00	
					0.00
KBL03DR	**LR 9 Memorial**		**0.00**		
BBF		75,000.00		75,000.00	
					0.00
KBL03DS	**LR 9 Memorial**		**0.00**		
BBF		118,573.02		118,573.02	
					0.00
KBL13AC	**Health**		**0.00**		
BBF		312,000.00		312,000.00	
					0.00
KBL13AD	**Paragould Nursing**		**0.00**		
BBF		100,000.00		100,000.00	
					0.00
KBL13AP	**Paragould Ctr**		**0.00**		
BBF		100,000.00		100,000.00	
					0.00
KBL13AQ	**Univ Lib**		**0.00**		
BBF		513,701.00		513,701.00	
					0.00
KBL13AR	**ASU-Searcy**		**0.00**		
BBF		10,000.00		10,000.00	
					0.00
KBL13AS	**ASU Heber**		**0.00**		
BBF		1,100,000.00		1,100,000.00	
					0.00
KBL13AT	**Institutional Fac**		**0.00**		
BBF		274,701.00		274,701.00	
					0.00
KBL13AU	**Various Imp**		**0.00**		
BBF		50,000.00		50,000.00	
					0.00
KBL13AV	**Health Sciences**		**0.00**		
BBF		353,050.00		353,050.00	
					0.00

Fund / Type	Fund Description / Type Description	Beginning Balance / Debits		Credits	Ending Balance
KBL13AW	**ASU MH**		**0.00**		
BBF		28,000.00		28,000.00	
					0.00
KBL13AX	**Comm Driver Train**		**0.00**		
BBF		95,000.00		95,000.00	
					0.00
KBL13AY	**Walton Hall/Lib**		**0.00**		
BBF		50,000.00		50,000.00	
					0.00
KBL13AZ	**Lib/Equip etc**		**0.00**		
BBF		75,000.00		75,000.00	
					0.00
KBL13BA	**Judy Thacker Jr Aux**		**0.00**		
BBF		10,000.00		10,000.00	
					0.00
KBL13BB	**Forsenics/Debate**		**0.00**		
BBF		5,000.00		5,000.00	
					0.00
KBL13BC	**Lib/Equip**		**0.00**		
BBF		100,000.00		100,000.00	
					0.00
KBL13BD	**ATU Lib/Imp**		**0.00**		
BBF		250,000.00		250,000.00	
					0.00
KBL13BE	**Linda Douthit Mem**		**0.00**		
BBF		10,000.00		10,000.00	
					0.00
KBL13CH	**Cross Co Tech Ctr**		**0.00**		
BBF		100,000.00		100,000.00	
					0.00
KBL13CJ	**Class/Arts**		**0.00**		
BBF		54,000.00		54,000.00	
					0.00
KBL13CK	**Fine Arts**		**0.00**		
BBF		50,000.00		50,000.00	
					0.00
KBL13CM	**Delta Transp Tech**		**0.00**		
BBF		115,000.00		115,000.00	
					0.00
KBL13CN	**Equip s**		**0.00**		
BBF		100,000.00		100,000.00	
					0.00
KBL13CP	**NPCC**		**0.00**		
BBF		199,500.00		199,500.00	
					0.00
KBL13CQ	**Multipurpose**		**0.00**		
BBF		333,050.00		333,050.00	
					0.00
KBL13CR	**Info Tech**		**0.00**		
BBF		47,000.00		47,000.00	

Fund / Type	Fund Description / Type Description	Beginning Balance / Debits		Credits	Ending Balance
					0.00
KBL13CS	Tech Infrastrctr		0.00		
BBF		121,701.00		121,701.00	
					0.00
KBL13CT	Burns Hall Class		0.00		
BBF		100,000.00		100,000.00	
					0.00
KBL13DD	Incubator project		0.00		
BBF		100,000.00		100,000.00	
					0.00
KBL13DE	Various Imp		0.00		
BBF		50,000.00		50,000.00	
					0.00
KBL13DJ	Various Imp		0.00		
BBF		224,326.00		224,326.00	
					0.00
KBL13DK	Waldron Ctr		0.00		
BBF		25,000.00		25,000.00	
					0.00
KBL13DM	Roof /Computer		0.00		
BBF		50,000.00		50,000.00	
					0.00
KBL13DN	Lincoln Fire Train		0.00		
BBF		25,053.43		25,053.43	
					0.00
KBL13DP	NE AR Fire Train		0.00		
BBF		46,022.97		46,022.97	
					0.00
KBL13DQ	Workforce Train Ctr		0.00		
BBF		200,000.00		200,000.00	
					0.00
KBL13DU	Allied Health Svc		0.00		
BBF		50,000.00		50,000.00	
					0.00
KBL13DW	Institutional Imp		0.00		
BBF		100,000.00		100,000.00	
					0.00
KBL13DX	W Campus Exp		0.00		
BBF		340,000.00		340,000.00	
					0.00
KBL13EB	Univ Science Ctr		0.00		
BBF		493,701.00		493,701.00	
					0.00
KBL13EC	Science Equip		0.00		
BBF		20,000.00		20,000.00	
					0.00
KBL13ED	ASMS Upgrades		0.00		
BBF		100,000.00		100,000.00	
					0.00
KBL13EE	ASMS Upgrades		0.00		

Fund / Type	Fund Description / Type Description	Beginning Balance / Debits		Credits	Ending Balance
BBF		111,000.00		111,000.00	
					0.00
KBL13EF	**Ouachita River**		**0.00**		
BBF		40,000.00		40,000.00	
					0.00
KBL13EG	**Garvan Gardens**		**0.00**		
BBF		111,000.00		111,000.00	
					0.00
KBL13EH	**KUAF**		**0.00**		
BBF		5,000.00		5,000.00	
					0.00
KBL13EJ	**Research Infrastrctr**		**0.00**		
BBF		224,701.00		224,701.00	
					0.00
KBL13EK	**Arch Survey**		**0.00**		
BBF		60,402.00		60,402.00	
					0.00
KBL13EM	**Arch Survey**		**0.00**		
BBF		4,400.00		4,400.00	
					0.00
KBL13EN	**Arch Survey**		**0.00**		
BBF		35,000.00		35,000.00	
					0.00
KBL13EP	**AR Oral/Visual Hist**		**0.00**		
BBF		29,000.00		29,000.00	
					0.00
KBL13EQ	**Asian Soybean**		**0.00**		
BBF		150,000.00		150,000.00	
					0.00
KBL13ER	**Mullins Lib**		**0.00**		
BBF		10,000.00		10,000.00	
					0.00
KBL13ES	**Clinton School**		**0.00**		
BBF		50,000.00		50,000.00	
					0.00
KBL13ET	**Fullerton/Vines**		**0.00**		
BBF		500,000.00		500,000.00	
					0.00
KBL13EU	**UALR**		**0.00**		
BBF		104,701.00		104,701.00	
					0.00
KBL13EV	**CJI Forensic**		**0.00**		
BBF		65,000.00		65,000.00	
					0.00
KBL13EW	**Youth Mediation**		**0.00**		
BBF		35,000.00		35,000.00	
					0.00
KBL13EX	**Equip Oper Acad**		**0.00**		
BBF		48,000.00		48,000.00	
					0.00

Fund / Type	Fund Description / Type Description	Beginning Balance / Debits		Credits	Ending Balance
KBL13EZ	**Equip Oper Acad**		**0.00**		
BBF		183,701.00		183,701.00	
					0.00
KBL13FA	**Forest Resources**		**0.00**		
BBF		60,000.00		60,000.00	
					0.00
KBL13FB	**Computer Labs**		**0.00**		
BBF		100,000.00		100,000.00	
					0.00
KBL13FC	**Coll McGehee**		**0.00**		
BBF		45,000.00		45,000.00	
					0.00
KBL13FD	**ADA Changes**		**0.00**		
BBF		150,000.00		150,000.00	
					0.00
KBL13FE	**Wellness Complex**		**0.00**		
BBF		125,000.00		125,000.00	
					0.00
KBL13FF	**Small Farm Out**		**0.00**		
BBF		10,000.00		10,000.00	
					0.00
KBL13FG	**Phase I Complex**		**0.00**		
BBF		270,000.00		270,000.00	
					0.00
KBL13FH	**Phase I Complex**		**0.00**		
BBF		25,000.00		25,000.00	
					0.00
KBL13FJ	**Stadium**		**0.00**		
BBF		100,000.00		100,000.00	
					0.00
KBL13FK	**Outreach-Lonoke**		**0.00**		
BBF		25,000.00		25,000.00	
					0.00
KBL13FM	**UAPB RV Pk**		**0.00**		
BBF		20,000.00		20,000.00	
					0.00
KBL13FN	**Nursing Complex**		**0.00**		
BBF		50,000.00		50,000.00	
					0.00
KBL13FP	**UACC Hope**		**0.00**		
BBF		200,375.00		200,375.00	
					0.00
KBL13FQ	**Colorectal Screen**		**0.00**		
BBF		1,000,000.00		1,000,000.00	
					0.00
KBL13FR	**Cervical Cancer**		**0.00**		
BBF		50,000.00		50,000.00	
					0.00
KBL13FS	**Orion-knife Surgery**		**0.00**		
BBF		50,000.00		50,000.00	

Fund / Type	Fund Description / Type Description	Beginning Balance / Debits		Credits	Ending Balance
					0.00
KBL13FT	Infant Warmers		0.00		
BBF		10,000.00		10,000.00	
					0.00
KBL13FU	Stereo Tactic		0.00		
BBF		20,000.00		20,000.00	
					0.00
KBL13FV	MCAT Prep		0.00		
BBF		66,000.00		66,000.00	
					0.00
KBL13FW	Excellence teach		0.00		
BBF		754,701.00		754,701.00	
					0.00
KBL13FX	Maint/Lib		0.00		
BBF		21,459.23		21,459.23	
					0.00
KBL13GA	Maint/Lib		0.00		
BBF		128,755.36		128,755.36	
					0.00
KBL13GB	Maint/Lib		0.00		
BBF		51,502.15		51,502.15	
					0.00
KBL13GC	Maint/Lib		0.00		
BBF		121,459.23		121,459.23	
					0.00
KBL13GD	Maint/Lib		0.00		
BBF		21,459.23		21,459.23	
					0.00
KBL13GE	Maint/Lib		0.00		
BBF		85,836.91		85,836.91	
					0.00
KBL13HE	Maint/Lib		0.00		
BBF		21,459.23		21,459.23	
					0.00
KBL13HF	Maint/Lib		0.00		
BBF		85,836.91		85,836.91	
					0.00
KBL13HG	Maint/Lib		0.00		
BBF		21,459.23		21,459.23	
					0.00
KBL13HH	Maint/Lib		0.00		
BBF		21,459.23		21,459.23	
					0.00
KBL13HJ	Maint/Lib		0.00		
BBF		21,459.23		21,459.23	
					0.00
KBL13HK	Maint/Lib		0.00		
BBF		42,918.45		42,918.45	
					0.00
KBL13HP	Maint/Lib		0.00		

Fund / Type	Fund Description / Type Description	Beginning Balance / Debits		Credits	Ending Balance
BBF		30,042.92		30,042.92	
					0.00
KBL13HR	**Maint/Lib**		**0.00**		
BBF		21,459.23		21,459.23	
					0.00
KBL13HS	**Maint/Lib**		**0.00**		
BBF		21,459.23		21,459.23	
					0.00
KBL13HT	**Maint/Lib**		**0.00**		
BBF		21,459.23		21,459.23	
					0.00
KBL13HV	**Maint/Lib**		**0.00**		
BBF		499,999.91		499,999.91	
					0.00
KBL13JP	**Maint/Lib**		**0.00**		
BBF		999,999.82		999,999.82	
					0.00
KBL13JQ	**Maint/Lib**		**0.00**		
BBF		103,004.29		103,004.29	
					0.00
KBL13JR	**Maint/Lib**		**0.00**		
BBF		34,334.76		34,334.76	
					0.00
KBL13JS	**Maint/Lib**		**0.00**		
BBF		8,583.69		8,583.69	
					0.00
KBL13JT	**Maint/Lib**		**0.00**		
BBF		4,291.85		4,291.85	
					0.00
KBL13JU	**Maint/Lib**		**0.00**		
BBF		8,583.69		8,583.69	
					0.00
KBL13JV	**Maint/Lib**		**0.00**		
BBF		85,836.91		85,836.91	
					0.00
KBL13JW	**Maint/Lib**		**0.00**		
BBF		472,103.36		472,103.36	
					0.00
KBL13JX	**Maint/Lib**		**0.00**		
BBF		85,836.91		85,836.91	
					0.00
KBL13JY	**Maint/Lib**		**0.00**		
BBF		85,836.91		85,836.91	
					0.00
KBL13JZ	**Maint/Lib**		**0.00**		
BBF		21,459.23		21,459.23	
					0.00
KBL13KA	**Maint/Lib**		**0.00**		
BBF		121,459.23		121,459.23	
					0.00

Fund / Type	Fund Description / Type Description	Beginning Balance / Debits		Credits	Ending Balance
KBL13KC	**Maint/Lib**		**0.00**		
BBF		1,499,999.82		1,499,999.82	
					0.00
KBL13KD	**Maint/Lib**		**0.00**		
BBF		749,980.33		749,980.33	
					0.00
KBL32VV	**AR Building Authority Maint**		**0.00**		
BBF		2,021,205.89		2,021,205.89	
					0.00
KBL34GJ	**County Dist Fairs**		**0.00**		
BBF		847,200.00		847,200.00	
					0.00
KBL42VS	**Aerial Photography**		**0.00**		
BBF		1,000,000.00		1,000,000.00	
					0.00
KBL42VT	**Centerline File**		**0.00**		
BBF		659,150.00		659,150.00	
					0.00
KBL42VU	**AR E-Corridor**		**0.00**		
BBF		6,400,000.00		6,400,000.00	
					0.00
KBL42ZW	**Farm Receipts**		**0.00**		
BBF		9,713,503.90		9,713,503.90	
					0.00
KBL42ZX	**Malvern/Grimes**		**0.00**		
BBF		6,400,000.00		6,400,000.00	
					0.00
KBL42ZZ	**AR Agriculture**		**0.00**		
BBF		279,735.22		279,735.22	
					0.00
KBL438P	**Centerline File**		**0.00**		
BBF		1.00		1.00	
					0.00
KBL43AE	**Automated Map**		**0.00**		
BBF		220,000.00		220,000.00	
					0.00
KBL43AF	**Phosphorous**		**0.00**		
BBF		64,975.00		64,975.00	
					0.00
KBL43AH	**Clark Co Cons Dist**		**0.00**		
BBF		150,000.00		150,000.00	
					0.00
KBL43AJ	**Madison Co Cons**		**0.00**		
BBF		10,000.00		10,000.00	
					0.00
KBL43FY	**Water Dev Fund**		**0.00**		
BBF		1,000,000.00		1,000,000.00	
					0.00
KBL43FZ	**Water/Sewer**		**0.00**		
BBF		878,775.00		878,775.00	

Fund Type	Fund Description / Type Description	Beginning Balance / Debits		Credits	Ending Balance
					0.00
KBL43GJ	Comm Correction		0.00		
BBF		200,000.00		200,000.00	
					0.00
KBL52VN	Loan Forgiveness		0.00		
BBF		2,825,009.38		2,825,009.38	
					0.00
KBL52ZY	Teacher Retire		0.00		
BBF		5,800,586.00		5,800,586.00	
					0.00
KBL538F	Crowley's Ridge TI (0534)		0.00		
BBF		227,265.31		227,265.31	
					0.00
KBL538G	Northwest TI (0552)		0.00		
BBF		37,805.50		37,805.50	
					0.00
KBL538H	Riverside TI (0582)		0.00		
BBF		198,036.16		198,036.16	
					0.00
KBL53BK	For Various Imp		0.00		
BBF		25,025.79		25,025.79	
					0.00
KBL53BT	Nettleton School		0.00		
BBF		18,000.00		18,000.00	
					0.00
KBL53BU	Outdoor Nature		0.00		
BBF		18,000.00		18,000.00	
					0.00
KBL53BV	Camden Fairview		0.00		
BBF		63,000.00		63,000.00	
					0.00
KBL53BW	Pulaski Alt Learn		0.00		
BBF		350,000.00		350,000.00	
					0.00
KBL53BX	Riverside School		0.00		
BBF		20,000.00		20,000.00	
					0.00
KBL53BY	Pub Libraries		0.00		
BBF		770,529.00		770,529.00	
					0.00
KBL53GQ	Maint/Renov s		0.00		
BBF		250,000.00		250,000.00	
					0.00
KBL53GR	Maint/Renov s		0.00		
BBF		250,000.00		250,000.00	
					0.00
KBL53GT	Digital Conv III		0.00		
BBF		517,861.01		517,861.01	
					0.00
KBL610A	Southside VFD		0.00		

Fund / Type	Fund Description / Type Description	Beginning Balance / Debits		Credits	Ending Balance
BBF		5,000.00		5,000.00	
					0.00
KBL610B	**SW RVFD**		**0.00**		
BBF		2,000.00		2,000.00	
					0.00
KBL610C	**SW RVFD**		**0.00**		
BBF		2,000.00		2,000.00	
					0.00
KBL610D	**SPkman VFD**		**0.00**		
BBF		2,000.00		2,000.00	
					0.00
KBL610E	**Springdale PD**		**0.00**		
BBF		47,000.00		47,000.00	
					0.00
KBL610F	**Springdale Sr Ctr**		**0.00**		
BBF		45,000.00		45,000.00	
					0.00
KBL610G	**Springhill FD**		**0.00**		
BBF		4,000.00		4,000.00	
					0.00
KBL610H	**Springhill FD**		**0.00**		
BBF		2,500.00		2,500.00	
					0.00
KBL610J	**St Francis Co WF**		**0.00**		
BBF		15,000.00		15,000.00	
					0.00
KBL610K	**St Francis FD**		**0.00**		
BBF		10,000.00		10,000.00	
					0.00
KBL610M	**St Paul AME**		**0.00**		
BBF		30,000.00		30,000.00	
					0.00
KBL610N	**St Paul FD**		**0.00**		
BBF		1,500.00		1,500.00	
					0.00
KBL610P	**Stamps FD**		**0.00**		
BBF		4,000.00		4,000.00	
					0.00
KBL610Q	**Umpstead VFD**		**0.00**		
BBF		1,000.00		1,000.00	
					0.00
KBL610R	**State Line VFD**		**0.00**		
BBF		5,000.00		5,000.00	
					0.00
KBL610S	**Stephens FD**		**0.00**		
BBF		2,000.00		2,000.00	
					0.00
KBL610T	**Stoney Point FD**		**0.00**		
BBF		10,000.00		10,000.00	
					0.00

Fund / Type	Fund Description / Type Description	Beginning Balance / Debits		Credits	Ending Balance
KBL610U	**Strawberry FD**		**0.00**		
BBF		2,000.00		2,000.00	
					0.00
KBL610V	**Strong VFD**		**0.00**		
BBF		500.00		500.00	
					0.00
KBL610W	**Wings O'er Prairie**		**0.00**		
BBF		181,000.00		181,000.00	
					0.00
KBL610X	**Subiaco/Crossroad**		**0.00**		
BBF		3,340.00		3,340.00	
					0.00
KBL610Y	**Success FD**		**0.00**		
BBF		10,000.00		10,000.00	
					0.00
KBL610Z	**Sugar Grove RFD**		**0.00**		
BBF		3,340.00		3,340.00	
					0.00
KBL611A	**Sugarloaf**		**0.00**		
BBF		5,000.00		5,000.00	
					0.00
KBL611B	**Sulpher Rock VFD**		**0.00**		
BBF		2,000.00		2,000.00	
					0.00
KBL611C	**Sulphur & Laverna**		**0.00**		
BBF		1,500.00		1,500.00	
					0.00
KBL611D	**Sulphur Laverna**		**0.00**		
BBF		4,000.00		4,000.00	
					0.00
KBL611E	**Sulfur Rock VFD**		**0.00**		
BBF		5,000.00		5,000.00	
					0.00
KBL611F	**Sumpter RFD**		**0.00**		
BBF		500.00		500.00	
					0.00
KBL611G	**Sunnyland VFD**		**0.00**		
BBF		3,500.00		3,500.00	
					0.00
KBL611H	**SWACDC Rec Ctr**		**0.00**		
BBF		13,000.00		13,000.00	
					0.00
KBL611J	**Sweet Home**		**0.00**		
BBF		25,000.00		25,000.00	
					0.00
KBL611K	**Sylvan Hills Opt**		**0.00**		
BBF		5,000.00		5,000.00	
					0.00
KBL611M	**Sylvan Hills VFD**		**0.00**		
BBF		5,000.00		5,000.00	

Fund / Type	Fund Description / Type Description	Beginning Balance / Debits		Credits	Ending Balance
					0.00
KBL611N	Sylvan Hills VFD		0.00		
BBF		10,000.00		10,000.00	
					0.00
KBL611P	Taylor FD		0.00		
BBF		4,000.00		4,000.00	
					0.00
KBL611Q	Temperence VFD		0.00		
BBF		2,000.00		2,000.00	
					0.00
KBL611R	Texarkana Air		0.00		
BBF		30,000.00		30,000.00	
					0.00
KBL611S	Thornton FD		0.00		
BBF		500.00		500.00	
					0.00
KBL611T	Thrasher B/G Club		0.00		
BBF		20,000.00		20,000.00	
					0.00
KBL611U	3 Co Fair		0.00		
BBF		25,000.00		25,000.00	
					0.00
KBL611V	Tichnor RFD		0.00		
BBF		10,000.00		10,000.00	
					0.00
KBL611W	Tidwell Project		0.00		
BBF		25,000.00		25,000.00	
					0.00
KBL611X	Tinsman FD		0.00		
BBF		500.00		500.00	
					0.00
KBL611Y	Tollett VFD		0.00		
BBF		3,500.00		3,500.00	
					0.00
KBL611Z	Town of Grubbs		0.00		
BBF		30,000.00		30,000.00	
					0.00
KBL612A	Magness Sewer		0.00		
BBF		20,000.00		20,000.00	
					0.00
KBL612B	Swifton Ctr		0.00		
BBF		30,000.00		30,000.00	
					0.00
KBL612C	Traskwood FD		0.00		
BBF		5,000.00		5,000.00	
					0.00
KBL612D	Tri-Comm VFD		0.00		
BBF		5,000.00		5,000.00	
					0.00
KBL612E	Truman Baker Pk		0.00		

Fund	Fund Description	Beginning Balance			Ending Balance
Type	Type Description	Debits		Credits	
BBF		5,000.00		5,000.00	
					0.00
KBL612F	**Vets Mem Garland**		**0.00**		
BBF		20,000.00		20,000.00	
					0.00
KBL612G	**Trumann FD**		**0.00**		
BBF		10,000.00		10,000.00	
					0.00
KBL612H	**TulipPrinceton VFD**		**0.00**		
BBF		2,000.00		2,000.00	
					0.00
KBL612J	**Tull FD**		**0.00**		
BBF		2,000.00		2,000.00	
					0.00
KBL612K	**TumbShoals/Ida**		**0.00**		
BBF		5,000.00		5,000.00	
					0.00
KBL612M	**Turrell FD**		**0.00**		
BBF		4,000.00		4,000.00	
					0.00
KBL612N	**Turtle Creek FD**		**0.00**		
BBF		5,000.00		5,000.00	
					0.00
KBL612P	**2 Bayou VFD**		**0.00**		
BBF		2,000.00		2,000.00	
					0.00
KBL612Q	**2 Rivers's Mus**		**0.00**		
BBF		5,000.00		5,000.00	
					0.00
KBL612R	**Tyndall Pk**		**0.00**		
BBF		25,000.00		25,000.00	
					0.00
KBL612S	**Tyronza FD**		**0.00**		
BBF		10,000.00		10,000.00	
					0.00
KBL612T	**Umpire FD**		**0.00**		
BBF		10,000.00		10,000.00	
					0.00
KBL612U	**UnionThida VFD**		**0.00**		
BBF		2,000.00		2,000.00	
					0.00
KBL612V	**United Way White**		**0.00**		
BBF		25,000.00		25,000.00	
					0.00
KBL612W	**Up White Oak VFD**		**0.00**		
BBF		2,000.00		2,000.00	
					0.00
KBL612X	**PHOEBE**		**0.00**		
BBF		11,250.00		11,250.00	
					0.00

Fund / Type	Fund Description / Type Description	Beginning Balance / Debits		Credits	Ending Balance
KBL612Y	**Valley FD**		**0.00**		
BBF		5,000.00		5,000.00	
					0.00
KBL612Z	**Valley View FD**		**0.00**		
BBF		2,000.00		2,000.00	
					0.00
KBL613A	**Van Matre Sr**		**0.00**		
BBF		19,602.00		19,602.00	
					0.00
KBL613B	**Van Matre Sr**		**0.00**		
BBF		16,000.00		16,000.00	
					0.00
KBL613C	**Vandervoort FD**		**0.00**		
BBF		1,500.00		1,500.00	
					0.00
KBL613D	**Vets Council NW**		**0.00**		
BBF		20,000.00		20,000.00	
					0.00
KBL613E	**VetsMem Maumelle**		**0.00**		
BBF		15,000.00		15,000.00	
					0.00
KBL613F	**Vets Mem Garland**		**0.00**		
BBF		110,701.00		110,701.00	
					0.00
KBL613G	**Village VFD**		**0.00**		
BBF		2,000.00		2,000.00	
					0.00
KBL613H	**Vilona Ctr**		**0.00**		
BBF		70,000.00		70,000.00	
					0.00
KBL613J	**Vilonia PD**		**0.00**		
BBF		60,000.00		60,000.00	
					0.00
KBL613K	**Waldo FD**		**0.00**		
BBF		2,000.00		2,000.00	
					0.00
KBL613M	**Waldron Child Ctr**		**0.00**		
BBF		5,000.00		5,000.00	
					0.00
KBL613N	**Waldron City VFD**		**0.00**		
BBF		5,000.00		5,000.00	
					0.00
KBL613P	**Waldron Fire Chief**		**0.00**		
BBF		5,000.00		5,000.00	
					0.00
KBL613Q	**Waldron RVFD**		**0.00**		
BBF		5,000.00		5,000.00	
					0.00
KBL613R	**Waldron Sr Ctr**		**0.00**		
BBF		20,000.00		20,000.00	

Fund / Type	Fund Description / Type Description	Beginning Balance / Debits		Credits	Ending Balance
					0.00
KBL613S	Waldron Sr Ctr		0.00		
BBF		20,000.00		20,000.00	
					0.00
KBL613T	Walker Creek VFD		0.00		
BBF		4,000.00		4,000.00	
					0.00
KBL613U	Walkerville VFD		0.00		
BBF		5,000.00		5,000.00	
					0.00
KBL613V	Wallace FD		0.00		
BBF		5,000.00		5,000.00	
					0.00
KBL613W	Walnut Ridge FD		0.00		
BBF		2,000.00		2,000.00	
					0.00
KBL613X	Ward FD		0.00		
BBF		5,000.00		5,000.00	
					0.00
KBL613Y	Ward Lib		0.00		
BBF		5,000.00		5,000.00	
					0.00
KBL613Z	Ward VFD		0.00		
BBF		10,000.00		10,000.00	
					0.00
KBL614A	Warm Sprgs VFD		0.00		
BBF		5,000.00		5,000.00	
					0.00
KBL614B	Warren FD		0.00		
BBF		500.00		500.00	
					0.00
KBL614C	Warren Sr Ctr		0.00		
BBF		10,000.00		10,000.00	
					0.00
KBL614D	Wash Co Sheriff		0.00		
BBF		20,000.00		20,000.00	
					0.00
KBL614E	Washington FD		0.00		
BBF		2,000.00		2,000.00	
					0.00
KBL614F	Watalula FD		0.00		
BBF		3,340.00		3,340.00	
					0.00
KBL614G	Water Valley VFD		0.00		
BBF		5,000.00		5,000.00	
					0.00
KBL614H	Water Valley VFD		0.00		
BBF		5,000.00		5,000.00	
					0.00
KBL614J	Watershed Project		0.00		

Fund	Fund Description	Beginning Balance			Ending Balance
Type	Type Description	Debits		Credits	
BBF		50,000.00		50,000.00	
					0.00
KBL614K	**Watson Area RFD**		**0.00**		
BBF		10,000.00		10,000.00	
					0.00
KBL614M	**Weed/Seed Comm**		**0.00**		
BBF		5,000.00		5,000.00	
					0.00
KBL614N	**Weiner FD**		**0.00**		
BBF		10,000.00		10,000.00	
					0.00
KBL614P	**Wel Home VFD**		**0.00**		
BBF		1,500.00		1,500.00	
					0.00
KBL614Q	**Wescon FD**		**0.00**		
BBF		5,000.00		5,000.00	
					0.00
KBL614R	**Wesley FD**		**0.00**		
BBF		1,500.00		1,500.00	
					0.00
KBL614S	**W Greene Co RFD**		**0.00**		
BBF		2,000.00		2,000.00	
					0.00
KBL614T	**W Memphis Boys**		**0.00**		
BBF		5,000.00		5,000.00	
					0.00
KBL614U	**W Point VFD**		**0.00**		
BBF		3,000.00		3,000.00	
					0.00
KBL614V	**W Pulaski**		**0.00**		
BBF		30,000.00		30,000.00	
					0.00
KBL614W	**W Pulaski FD**		**0.00**		
BBF		2,500.00		2,500.00	
					0.00
KBL614X	**W AR Guidance**		**0.00**		
BBF		34,701.00		34,701.00	
					0.00
KBL614Y	**W AR Guidance**		**0.00**		
BBF		100,000.00		100,000.00	
					0.00
KBL614Z	**W AR Guidance**		**0.00**		
BBF		250,000.00		250,000.00	
					0.00
KBL615A	**W Grove FD**		**0.00**		
BBF		1,500.00		1,500.00	
					0.00
KBL615B	**Westside**		**0.00**		
BBF		5,000.00		5,000.00	
					0.00

Fund / Type	Fund Description / Type Description	Beginning Balance / Debits		Credits	Ending Balance
KBL615C	**Westside Y**		**0.00**		
BBF		25,000.00		25,000.00	
					0.00
KBL615D	**Wheatley FD**		**0.00**		
BBF		5,000.00		5,000.00	
					0.00
KBL615E	**White Bluff/Rye Hill**		**0.00**		
BBF		5,000.00		5,000.00	
					0.00
KBL615F	**White Co Wom**		**0.00**		
BBF		1,000.00		1,000.00	
					0.00
KBL615G	**WhiteCo RedCross**		**0.00**		
BBF		60,000.00		60,000.00	
					0.00
KBL615H	**White Co Fair**		**0.00**		
BBF		15,000.00		15,000.00	
					0.00
KBL615J	**White Co Lib**		**0.00**		
BBF		18,500.00		18,500.00	
					0.00
KBL615K	**White Co Sr Ctr**		**0.00**		
BBF		10,000.00		10,000.00	
					0.00
KBL615M	**White River Fire Ctr**		**0.00**		
BBF		1,000.00		1,000.00	
					0.00
KBL615N	**White River Train**		**0.00**		
BBF		10,000.00		10,000.00	
					0.00
KBL615P	**Whitehouse VFD**		**0.00**		
BBF		20,000.00		20,000.00	
					0.00
KBL615Q	**Wickes FD**		**0.00**		
BBF		1,500.00		1,500.00	
					0.00
KBL615R	**Wilburn FD**		**0.00**		
BBF		5,000.00		5,000.00	
					0.00
KBL615S	**Williford VFD**		**0.00**		
BBF		5,000.00		5,000.00	
					0.00
KBL615T	**Willsville VFD**		**0.00**		
BBF		2,000.00		2,000.00	
					0.00
KBL615U	**Wilmot RFD**		**0.00**		
BBF		10,000.00		10,000.00	
					0.00
KBL615V	**Wilmot Sr Ctr**		**0.00**		
BBF		7,000.00		7,000.00	

Fund / Type	Fund Description / Type Description	Beginning Balance / Debits		Credits	Ending Balance
					0.00
KBL615W	Wilson FD		0.00		
BBF		2,500.00		2,500.00	
					0.00
KBL615X	Wilton FD		0.00		
BBF		5,000.00		5,000.00	
					0.00
KBL615Y	Winthrop FD		0.00		
BBF		5,000.00		5,000.00	
					0.00
KBL615Z	Winthrop Lib		0.00		
BBF		5,000.00		5,000.00	
					0.00
KBL616A	Winthrop Mus		0.00		
BBF		5,000.00		5,000.00	
					0.00
KBL616B	Wirth VFD		0.00		
BBF		5,000.00		5,000.00	
					0.00
KBL616C	Witt Sprgs FD		0.00		
BBF		1,500.00		1,500.00	
					0.00
KBL616D	Witter-Aurora FD		0.00		
BBF		1,500.00		1,500.00	
					0.00
KBL616E	Wom's Crisis Ctr		0.00		
BBF		7,500.00		7,500.00	
					0.00
KBL616F	Wom's Crisis NE		0.00		
BBF		15,000.00		15,000.00	
					0.00
KBL616G	Wonder Boys Club		0.00		
BBF		5,000.00		5,000.00	
					0.00
KBL616H	Wonder Boys Club		0.00		
BBF		2,000.00		2,000.00	
					0.00
KBL616J	Woodland Hills FD		0.00		
BBF		2,500.00		2,500.00	
					0.00
KBL616K	Woodlawn #2 VFD		0.00		
BBF		3,000.00		3,000.00	
					0.00
KBL616M	Woodlawn VFD		0.00		
BBF		3,000.00		3,000.00	
					0.00
KBL616N	Woodson Nghbr		0.00		
BBF		10,000.00		10,000.00	
					0.00
KBL616P	Wooster VFD		0.00		

Fund	Fund Description	Beginning Balance			Ending Balance
Type	Type Description	Debits		Credits	
BBF		9,500.00		9,500.00	
					0.00
KBL616Q	**Wright Av Nghbr**		**0.00**		
BBF		20,000.00		20,000.00	
					0.00
KBL616R	**Yancey FD**		**0.00**		
BBF		2,000.00		2,000.00	
					0.00
KBL616S	**Yarborough FD**		**0.00**		
BBF		5,000.00		5,000.00	
					0.00
KBL616T	**Yell Co Court**		**0.00**		
BBF		65,000.00		65,000.00	
					0.00
KBL616U	**Yell Co Fair**		**0.00**		
BBF		5,000.00		5,000.00	
					0.00
KBL616V	**Yell Co Juv Det Ctr**		**0.00**		
BBF		5,000.00		5,000.00	
					0.00
KBL616W	**Yell Co Lib**		**0.00**		
BBF		5,000.00		5,000.00	
					0.00
KBL616X	**Yell Co Literacy**		**0.00**		
BBF		3,000.00		3,000.00	
					0.00
KBL616Y	**United Fam Svc**		**0.00**		
BBF		50,701.00		50,701.00	
					0.00
KBL616Z	**Watson Area FD**		**0.00**		
BBF		3,000.00		3,000.00	
					0.00
KBL617A	**Watson Chapel FD**		**0.00**		
BBF		3,000.00		3,000.00	
					0.00
KBL617B	**We Care**		**0.00**		
BBF		10,000.00		10,000.00	
					0.00
KBL617C	**White Hall VFD**		**0.00**		
BBF		3,000.00		3,000.00	
					0.00
KBL617D	**Willow House**		**0.00**		
BBF		12,500.00		12,500.00	
					0.00
KBL617E	**Youth Partners**		**0.00**		
BBF		5,000.00		5,000.00	
					0.00
KBL617F	**FDs in H Dist #86**		**0.00**		
BBF		100,000.00		100,000.00	
					0.00

Fund / Type	Fund Description / Type Description	Beginning Balance / Debits		Credits	Ending Balance
KBL617G	**VFDs in H Dist #29**		**0.00**		
BBF		50,000.00		50,000.00	
					0.00
KBL617H	**Tuckerman Ctr**		**0.00**		
BBF		23,000.00		23,000.00	
					0.00
KBL617J	**Jackson Co HS**		**0.00**		
BBF		5,000.00		5,000.00	
					0.00
KBL617K	**Jacksonport FD**		**0.00**		
BBF		25,000.00		25,000.00	
					0.00
KBL617M	**Lincoln Co**		**0.00**		
BBF		50,000.00		50,000.00	
					0.00
KBL617N	**READHot Spg Co**		**0.00**		
BBF		10,000.00		10,000.00	
					0.00
KBL617P	**Remmel Ctr**		**0.00**		
BBF		5,000.00		5,000.00	
					0.00
KBL617Q	**Swanson Comp**		**0.00**		
BBF		15,000.00		15,000.00	
					0.00
KBL617R	**Allison-Sylamore**		**0.00**		
BBF		3,500.00		3,500.00	
					0.00
KBL617S	**FD S Dist 35**		**0.00**		
BBF		34,000.00		34,000.00	
					0.00
KBL617T	**Black Rock Sr Ctr**		**0.00**		
BBF		1,000.00		1,000.00	
					0.00
KBL617U	**Brinkley Lib**		**0.00**		
BBF		15,000.00		15,000.00	
					0.00
KBL617V	**Calico Rock VFD**		**0.00**		
BBF		3,500.00		3,500.00	
					0.00
KBL617W	**Chicot Co Pk**		**0.00**		
BBF		30,000.00		30,000.00	
					0.00
KBL617X	**FD S Dist 35**		**0.00**		
BBF		34,000.00		34,000.00	
					0.00
KBL617Y	**Altheimer**		**0.00**		
BBF		25,000.00		25,000.00	
					0.00
KBL617Z	**Augusta**		**0.00**		
BBF		15,000.00		15,000.00	

Fund / Type	Fund Description / Type Description	Beginning Balance / Debits		Credits	Ending Balance
					0.00
KBL618A	Bearden		0.00		
BBF		5,000.00		5,000.00	
					0.00
KBL618B	Crawfordsville		0.00		
BBF		25,000.00		25,000.00	
					0.00
KBL618C	Dumas		0.00		
BBF		25,000.00		25,000.00	
					0.00
KBL618D	Elaine		0.00		
BBF		10,000.00		10,000.00	
					0.00
KBL618E	Grady		0.00		
BBF		20,000.00		20,000.00	
					0.00
KBL618F	Haskell		0.00		
BBF		20,000.00		20,000.00	
					0.00
KBL618G	Lakeview		0.00		
BBF		20,000.00		20,000.00	
					0.00
KBL618H	Marion Lib		0.00		
BBF		10,000.00		10,000.00	
					0.00
KBL618J	Mount Ida		0.00		
BBF		10,000.00		10,000.00	
					0.00
KBL618K	Sheridan		0.00		
BBF		10,000.00		10,000.00	
					0.00
KBL618M	Traskwood		0.00		
BBF		5,000.00		5,000.00	
					0.00
KBL618N	Wabbaseka		0.00		
BBF		20,000.00		20,000.00	
					0.00
KBL618P	Clover Bend Hist		0.00		
BBF		2,000.00		2,000.00	
					0.00
KBL618Q	Valley View VFD		0.00		
BBF		5,000.00		5,000.00	
					0.00
KBL618R	Crittenden Co Arts		0.00		
BBF		10,000.00		10,000.00	
					0.00
KBL618S	Cross Co Lib		0.00		
BBF		40,000.00		40,000.00	
					0.00
KBL618T	Finch Comm		0.00		

Fund / Type	Fund Description / Type Description	Beginning Balance / Debits		Credits	Ending Balance
BBF		3,000.00		3,000.00	
					0.00
KBL618U	**Franklin FD**		**0.00**		
BBF		3,500.00		3,500.00	
					0.00
KBL618V	**Goshen FD**		**0.00**		
BBF		24,000.00		24,000.00	
					0.00
KBL618W	**Guion FD**		**0.00**		
BBF		3,500.00		3,500.00	
					0.00
KBL618X	**HorseshoeBend**		**0.00**		
BBF		3,500.00		3,500.00	
					0.00
KBL618Y	**Johnson FD**		**0.00**		
BBF		34,000.00		34,000.00	
					0.00
KBL618Z	**Lawrence Co Excep**		**0.00**		
BBF		2,000.00		2,000.00	
					0.00
KBL619A	**Lincoln FD**		**0.00**		
BBF		34,000.00		34,000.00	
					0.00
KBL619B	**Marion FD**		**0.00**		
BBF		100,000.00		100,000.00	
					0.00
KBL619C	**Melbourne FD**		**0.00**		
BBF		3,500.00		3,500.00	
					0.00
KBL619D	**Monroe Co Lib**		**0.00**		
BBF		15,000.00		15,000.00	
					0.00
KBL619E	**Mt Pleasant FD**		**0.00**		
BBF		3,500.00		3,500.00	
					0.00
KBL619F	**Nob Hill FD**		**0.00**		
BBF		24,000.00		24,000.00	
					0.00
KBL619G	**NE AR Dist Fair**		**0.00**		
BBF		20,000.00		20,000.00	
					0.00
KBL619H	**NE AR Reg Lib**		**0.00**		
BBF		15,000.00		15,000.00	
					0.00
KBL619J	**Independ Mus**		**0.00**		
BBF		1,000.00		1,000.00	
					0.00
KBL619K	**Oxford FD**		**0.00**		
BBF		3,500.00		3,500.00	
					0.00

Fund / Type	Fund Description / Type Description	Beginning Balance / Debits		Credits	Ending Balance
KBL619M	**Pineville FD**		**0.00**		
BBF		3,500.00		3,500.00	
					0.00
KBL619N	**Prairie Grove FD**		**0.00**		
BBF		34,000.00		34,000.00	
					0.00
KBL619P	**Round Mtn FD**		**0.00**		
BBF		24,000.00		24,000.00	
					0.00
KBL619Q	**Ruthie Mtn FD**		**0.00**		
BBF		3,500.00		3,500.00	
					0.00
KBL619R	**Ashdown Sr Ctr**		**0.00**		
BBF		7,000.00		7,000.00	
					0.00
KBL619S	**Foreman Sr Ctr**		**0.00**		
BBF		7,000.00		7,000.00	
					0.00
KBL619T	**Springdale FD**		**0.00**		
BBF		47,000.00		47,000.00	
					0.00
KBL619U	**Tontitown FD**		**0.00**		
BBF		34,000.00		34,000.00	
					0.00
KBL619V	**Walnut Ridge Mus**		**0.00**		
BBF		4,000.00		4,000.00	
					0.00
KBL619W	**Wedington FD**		**0.00**		
BBF		34,000.00		34,000.00	
					0.00
KBL619X	**Wheeler FD**		**0.00**		
BBF		34,000.00		34,000.00	
					0.00
KBL619Y	**Woodruff Co Lib**		**0.00**		
BBF		15,000.00		15,000.00	
					0.00
KBL619Z	**Yell Co Spl Svc**		**0.00**		
BBF		5,000.00		5,000.00	
					0.00
KBL620A	**Zion VFD**		**0.00**		
BBF		3,500.00		3,500.00	
					0.00
KBL620B	**Holiday Isle**		**0.00**		
BBF		10,000.00		10,000.00	
					0.00
KBL620C	**Carroll Co Jail**		**0.00**		
BBF		25,000.00		25,000.00	
					0.00
KBL620D	**Dana House Dewitt**		**0.00**		
BBF		30,000.00		30,000.00	

Fund / Type	Fund Description / Type Description	Beginning Balance / Debits		Credits	Ending Balance
					0.00
KBL620E	Pulaski Our Club		0.00		
BBF		2,000.00		2,000.00	
					0.00
KBL620F	70 W VFD		0.00		
BBF		5,000.00		5,000.00	
					0.00
KBL620G	88 FD		0.00		
BBF		15,000.00		15,000.00	
					0.00
KBL620H	Alpena FD		0.00		
BBF		5,000.00		5,000.00	
					0.00
KBL620J	Aly/Chula VFD		0.00		
BBF		4,000.00		4,000.00	
					0.00
KBL620K	Aly-Chula VFD		0.00		
BBF		3,000.00		3,000.00	
					0.00
KBL620M	Arts Coop Team		0.00		
BBF		4,000.00		4,000.00	
					0.00
KBL620N	Atkins FD		0.00		
BBF		4,000.00		4,000.00	
					0.00
KBL620P	Bayliss RFD		0.00		
BBF		3,000.00		3,000.00	
					0.00
KBL620Q	Beirne FD		0.00		
BBF		2,000.00		2,000.00	
					0.00
KBL620R	Bella Vista FD		0.00		
BBF		10,000.00		10,000.00	
					0.00
KBL620S	Bellville FD		0.00		
BBF		3,000.00		3,000.00	
					0.00
KBL620T	Berryville FD		0.00		
BBF		5,000.00		5,000.00	
					0.00
KBL620U	Bethel Hts PD		0.00		
BBF		43,000.00		43,000.00	
					0.00
KBL620V	Blue Mtn RFD		0.00		
BBF		3,000.00		3,000.00	
					0.00
KBL620W	Boston Mtn VFD		0.00		
BBF		6,500.00		6,500.00	
					0.00
KBL620X	Briggsville VFD		0.00		

Fund	Fund Description	Beginning Balance			Ending Balance
Type	Type Description	Debits		Credits	
BBF		4,000.00		4,000.00	
					0.00
KBL620Y	**Briggsville VFD**		**0.00**		
BBF		3,000.00		3,000.00	
					0.00
KBL620Z	**Brown/Sykes Sr Ctr**		**0.00**		
BBF		10,000.00		10,000.00	
					0.00
KBL621A	**Buckville FD**		**0.00**		
BBF		5,000.00		5,000.00	
					0.00
KBL621B	**Butterfly Ministries**		**0.00**		
BBF		25,000.00		25,000.00	
					0.00
KBL621C	**Caddo Valley FD**		**0.00**		
BBF		2,000.00		2,000.00	
					0.00
KBL621D	**Calhoun Co Court**		**0.00**		
BBF		87,000.00		87,000.00	
					0.00
KBL621E	**Calhoun Co Fair**		**0.00**		
BBF		10,000.00		10,000.00	
					0.00
KBL621F	**Calhoun Co Sr Ctr**		**0.00**		
BBF		15,000.00		15,000.00	
					0.00
KBL621G	**Carroll Co Sr Ctr**		**0.00**		
BBF		110,000.00		110,000.00	
					0.00
KBL621H	**Cave Sprgs FD**		**0.00**		
BBF		5,000.00		5,000.00	
					0.00
KBL621J	**Hearts/Healing**		**0.00**		
BBF		25,000.00		25,000.00	
					0.00
KBL621K	**Centerton FD**		**0.00**		
BBF		5,000.00		5,000.00	
					0.00
KBL621M	**CATA**		**0.00**		
BBF		50,000.00		50,000.00	
					0.00
KBL621N	**ChampLanding Ctr**		**0.00**		
BBF		40,000.00		40,000.00	
					0.00
KBL621P	**Charles Strong Ctr**		**0.00**		
BBF		5,000.00		5,000.00	
					0.00
KBL621Q	**Chester VFD**		**0.00**		
BBF		5,750.00		5,750.00	
					0.00

Fund / Type	Fund Description / Type Description	Beginning Balance / Debits		Credits	Ending Balance
KBL621R	**Chickalah RFD**		**0.00**		
BBF		4,000.00		4,000.00	
					0.00
KBL621S	**Chickalah FD**		**0.00**		
BBF		3,000.00		3,000.00	
					0.00
KBL621T	**Chimes FD**		**0.00**		
BBF		5,000.00		5,000.00	
					0.00
KBL621U	**Alpena City Hall**		**0.00**		
BBF		3,500.00		3,500.00	
					0.00
KBL621V	**Atkins VFD**		**0.00**		
BBF		3,000.00		3,000.00	
					0.00
KBL621W	**Bella Vista Lib**		**0.00**		
BBF		10,000.00		10,000.00	
					0.00
KBL621X	**Bentonville Sewer**		**0.00**		
BBF		200,000.00		200,000.00	
					0.00
KBL621Y	**Berryville Visit Ctr**		**0.00**		
BBF		40,000.00		40,000.00	
					0.00
KBL621Z	**Berryville Kids Ctr**		**0.00**		
BBF		15,000.00		15,000.00	
					0.00
KBL622A	**Big Flat**		**0.00**		
BBF		10,000.00		10,000.00	
					0.00
KBL622B	**Bono for City Pk**		**0.00**		
BBF		25,000.00		25,000.00	
					0.00
KBL622C	**Booneville**		**0.00**		
BBF		5,000.00		5,000.00	
					0.00
KBL622D	**Calion**		**0.00**		
BBF		5,000.00		5,000.00	
					0.00
KBL622E	**Camden**		**0.00**		
BBF		10,000.00		10,000.00	
					0.00
KBL622F	**Centerton**		**0.00**		
BBF		50,000.00		50,000.00	
					0.00
KBL622G	**Clinton**		**0.00**		
BBF		5,000.00		5,000.00	
					0.00
KBL622H	**Dardanelle FD**		**0.00**		
BBF		3,000.00		3,000.00	

Fund / Type	Fund Description / Type Description	Beginning Balance / Debits		Credits	Ending Balance
					0.00
KBL622J	Dover City Pk		0.00		
BBF		10,000.00		10,000.00	
					0.00
KBL622K	E Camden Econ		0.00		
BBF		5,000.00		5,000.00	
					0.00
KBL622M	E Camden ED		0.00		
BBF		10,000.00		10,000.00	
					0.00
KBL622N	Eureka Sprgs		0.00		
BBF		15,570.00		15,570.00	
					0.00
KBL622P	Eureka Sprgs Pk		0.00		
BBF		30,000.00		30,000.00	
					0.00
KBL622Q	Fairfield Bay		0.00		
BBF		5,000.00		5,000.00	
					0.00
KBL622R	Felsenthal Econ		0.00		
BBF		5,000.00		5,000.00	
					0.00
KBL622S	Gravette Water		0.00		
BBF		95,000.00		95,000.00	
					0.00
KBL622T	Green Forest Comp		0.00		
BBF		24,996.00		24,996.00	
					0.00
KBL622U	Green Forest Hist		0.00		
BBF		25,000.00		25,000.00	
					0.00
KBL622V	Gurdon Pks & Rec		0.00		
BBF		35,000.00		35,000.00	
					0.00
KBL622W	Hampton ED		0.00		
BBF		5,000.00		5,000.00	
					0.00
KBL622X	Hot Sprgs Pks/Rec		0.00		
BBF		50,000.00		50,000.00	
					0.00
KBL622Y	Huttig ED		0.00		
BBF		5,000.00		5,000.00	
					0.00
KBL622Z	Jonesboro Landfill		0.00		
BBF		70,000.00		70,000.00	
					0.00
KBL623A	LR Centennial Pk		0.00		
BBF		24,000.00		24,000.00	
					0.00
KBL623B	Louann ED		0.00		

Fund	Fund Description	Beginning Balance			Ending Balance
Type	Type Description	Debits		Credits	
BBF		5,000.00		5,000.00	
					0.00
KBL623C	**Magness Sewer**		**0.00**		
BBF		10,000.00		10,000.00	
					0.00
KBL623D	**Mansfield AR**		**0.00**		
BBF		5,000.00		5,000.00	
					0.00
KBL623E	**Maumelle Sr Ctr**		**0.00**		
BBF		35,000.00		35,000.00	
					0.00
KBL623F	**Maumelle Sr Ctr**		**0.00**		
BBF		30,000.00		30,000.00	
					0.00
KBL623G	**Norphlet ED**		**0.00**		
BBF		5,000.00		5,000.00	
					0.00
KBL623H	**Oak Grove FD**		**0.00**		
BBF		4,000.00		4,000.00	
					0.00
KBL623J	**Paris**		**0.00**		
BBF		5,000.00		5,000.00	
					0.00
KBL623K	**Russellville Depot**		**0.00**		
BBF		50,000.00		50,000.00	
					0.00
KBL623M	**Russellville Club**		**0.00**		
BBF		5,000.00		5,000.00	
					0.00
KBL623N	**Russellville Pk**		**0.00**		
BBF		5,000.00		5,000.00	
					0.00
KBL623P	**Russellville Ball**		**0.00**		
BBF		5,000.00		5,000.00	
					0.00
KBL623Q	**Shirley**		**0.00**		
BBF		5,000.00		5,000.00	
					0.00
KBL623R	**Smackover Econ**		**0.00**		
BBF		5,000.00		5,000.00	
					0.00
KBL623S	**Springtown**		**0.00**		
BBF		5,000.00		5,000.00	
					0.00
KBL623T	**Strong ED**		**0.00**		
BBF		5,000.00		5,000.00	
					0.00
KBL623U	**Sulphur Sprgs**		**0.00**		
BBF		5,000.00		5,000.00	
					0.00

Fund / Type	Fund Description / Type Description	Beginning Balance / Debits		Credits	Ending Balance
KBL623V	**Thorton ED**		**0.00**		
BBF		5,000.00		5,000.00	
					0.00
KBL623W	**Van Buren PD**		**0.00**		
BBF		35,000.00		35,000.00	
					0.00
KBL623X	**Waldron**		**0.00**		
BBF		5,000.00		5,000.00	
					0.00
KBL623Y	**Siloam SprgsPk**		**0.00**		
BBF		5,000.00		5,000.00	
					0.00
KBL623Z	**Clark Co Lib**		**0.00**		
BBF		40,600.00		40,600.00	
					0.00
KBL624A	**Clark Co Sr Ctr**		**0.00**		
BBF		52,000.00		52,000.00	
					0.00
KBL624B	**Columbia St Sr Ctr**		**0.00**		
BBF		15,000.00		15,000.00	
					0.00
KBL624C	**Cord Sr Ctr**		**0.00**		
BBF		1,000.00		1,000.00	
					0.00
KBL624D	**Corley FD**		**0.00**		
BBF		3,000.00		3,000.00	
					0.00
KBL624E	**Cornerville FD**		**0.00**		
BBF		1,000.00		1,000.00	
					0.00
KBL624F	**Cove City FD**		**0.00**		
BBF		15,000.00		15,000.00	
					0.00
KBL624G	**Crow Mtn FD**		**0.00**		
BBF		4,000.00		4,000.00	
					0.00
KBL624H	**Crow Mtn FD**		**0.00**		
BBF		3,000.00		3,000.00	
					0.00
KBL624J	**Crystal VFD**		**0.00**		
BBF		20,000.00		20,000.00	
					0.00
KBL624K	**Curtis FD**		**0.00**		
BBF		2,000.00		2,000.00	
					0.00
KBL624M	**Cutter/Morning Star**		**0.00**		
BBF		5,000.00		5,000.00	
					0.00
KBL624N	**Danville FD**		**0.00**		
BBF		4,000.00		4,000.00	

Fund / Type	Fund Description / Type Description	Beginning Balance / Debits		Credits	Ending Balance
					0.00
KBL624P	Danville FD		0.00		
BBF		3,000.00		3,000.00	
					0.00
KBL624Q	Danville Mun Airport		0.00		
BBF		33,000.00		33,000.00	
					0.00
KBL624R	Dardanelle FD		0.00		
BBF		4,000.00		4,000.00	
					0.00
KBL624S	Dardanelle RFD		0.00		
BBF		4,000.00		4,000.00	
					0.00
KBL624T	Dardanelle RFD		0.00		
BBF		3,000.00		3,000.00	
					0.00
KBL624U	DeGray FD		0.00		
BBF		2,000.00		2,000.00	
					0.00
KBL624V	Decatur FD		0.00		
BBF		5,000.00		5,000.00	
					0.00
KBL624W	Delaware RFD		0.00		
BBF		3,000.00		3,000.00	
					0.00
KBL624X	Dover City VFD		0.00		
BBF		3,000.00		3,000.00	
					0.00
KBL624Y	Dover RFD		0.00		
BBF		3,000.00		3,000.00	
					0.00
KBL624Z	Dover Summer Ball		0.00		
BBF		7,000.00		7,000.00	
					0.00
KBL625A	Dutch Creek FD		0.00		
BBF		4,000.00		4,000.00	
					0.00
KBL625B	Dutch Creek FD		0.00		
BBF		3,000.00		3,000.00	
					0.00
KBL625C	E Clark Co FD		0.00		
BBF		2,000.00		2,000.00	
					0.00
KBL625D	Eureka Sprgs FD		0.00		
BBF		5,000.00		5,000.00	
					0.00
KBL625E	Evansville VFD		0.00		
BBF		5,750.00		5,750.00	
					0.00
KBL625F	Farmington FD		0.00		

Fund	Fund Description	Beginning Balance		Ending Balance
Type	Type Description	Debits	Credits	
BBF		10,000.00	10,000.00	
				0.00
KBL625G	Food Bank NE	0.00		
BBF		2,000.00	2,000.00	
				0.00
KBL625H	Fountain Lake FD	0.00		
BBF		5,000.00	5,000.00	
				0.00
KBL625J	Friendship Care	0.00		
BBF		1,500.00	1,500.00	
				0.00
KBL625K	Galla Rock RVFD	0.00		
BBF		3,000.00	3,000.00	
				0.00
KBL625M	Gala Rock VFD	0.00		
BBF		4,000.00	4,000.00	
				0.00
KBL625N	Garland Co ED	0.00		
BBF		15,000.00	15,000.00	
				0.00
KBL625P	Garnett FD	0.00		
BBF		1,000.00	1,000.00	
				0.00
KBL625Q	Gentry FD	0.00		
BBF		5,000.00	5,000.00	
				0.00
KBL625R	Gentry Lib	0.00		
BBF		10,000.00	10,000.00	
				0.00
KBL625S	Glendale FD	0.00		
BBF		1,000.00	1,000.00	
				0.00
KBL625T	Grassy Knob FD	0.00		
BBF		5,000.00	5,000.00	
				0.00
KBL625U	Gravette FD	0.00		
BBF		2,500.00	2,500.00	
				0.00
KBL625V	Green Forest FD	0.00		
BBF		5,000.00	5,000.00	
				0.00
KBL625W	Greenland FD	0.00		
BBF		10,000.00	10,000.00	
				0.00
KBL625X	Gum Sprgs FD	0.00		
BBF		2,000.00	2,000.00	
				0.00
KBL625Y	Hatley RFD	0.00		
BBF		3,000.00	3,000.00	
				0.00

Fund / Type	Fund Description / Type Description	Beginning Balance / Debits		Credits	Ending Balance
KBL625Z	**Havana FD**		**0.00**		
BBF		4,000.00		4,000.00	
					0.00
KBL626A	**Havana FD**		**0.00**		
BBF		3,000.00		3,000.00	
					0.00
KBL626B	**Highfill FD**		**0.00**		
BBF		10,000.00		10,000.00	
					0.00
KBL626C	**Hwy 70 W FD**		**0.00**		
BBF		5,000.00		5,000.00	
					0.00
KBL626D	**Hiwasse FD**		**0.00**		
BBF		5,000.00		5,000.00	
					0.00
KBL626E	**Hog Eye VFD**		**0.00**		
BBF		5,750.00		5,750.00	
					0.00
KBL626F	**Holiday Island FD**		**0.00**		
BBF		5,000.00		5,000.00	
					0.00
KBL626G	**Hollywood FD**		**0.00**		
BBF		2,000.00		2,000.00	
					0.00
KBL626H	**Hope Alliance**		**0.00**		
BBF		1,000.00		1,000.00	
					0.00
KBL626J	**Hot Sprgs Vill FD**		**0.00**		
BBF		5,000.00		5,000.00	
					0.00
KBL626K	**Indep Co Viol Prev**		**0.00**		
BBF		30,000.00		30,000.00	
					0.00
KBL626M	**Indep Co Sr Cits**		**0.00**		
BBF		20,000.00		20,000.00	
					0.00
KBL626N	**Inspiration Point FD**		**0.00**		
BBF		5,000.00		5,000.00	
					0.00
KBL626P	**Jessieville FD**		**0.00**		
BBF		5,000.00		5,000.00	
					0.00
KBL626Q	**Jonesboro Lib**		**0.00**		
BBF		10,000.00		10,000.00	
					0.00
KBL626R	**Kansas Comm FD**		**0.00**		
BBF		2,000.00		2,000.00	
					0.00
KBL626S	**KIPP**		**0.00**		
BBF		50,000.00		50,000.00	

Fund / Type	Fund Description / Type Description	Beginning Balance / Debits		Credits	Ending Balance
					0.00
KBL626T	Lib in Berryville		0.00		
BBF		10,000.00		10,000.00	
					0.00
KBL626U	Lib in Eureka Sprgs		0.00		
BBF		10,000.00		10,000.00	
					0.00
KBL626V	Lib in Green Forest		0.00		
BBF		10,000.00		10,000.00	
					0.00
KBL626W	Siloam Sprgs Lib		0.00		
BBF		5,000.00		5,000.00	
					0.00
KBL626X	Lincoln VFD		0.00		
BBF		6,500.00		6,500.00	
					0.00
KBL626Y	Linker Mtn FD		0.00		
BBF		3,000.00		3,000.00	
					0.00
KBL626Z	Little Flock FD		0.00		
BBF		10,000.00		10,000.00	
					0.00
KBL627A	Locke VFD		0.00		
BBF		5,750.00		5,750.00	
					0.00
KBL627B	London RFD		0.00		
BBF		3,000.00		3,000.00	
					0.00
KBL627C	Malvern Sr Ctr		0.00		
BBF		80,701.00		80,701.00	
					0.00
KBL627D	Marion Co Fair Bd		0.00		
BBF		10,000.00		10,000.00	
					0.00
KBL627E	MLK Herit Ctr		0.00		
BBF		5,000.00		5,000.00	
					0.00
KBL627F	Martin Township FD		0.00		
BBF		3,000.00		3,000.00	
					0.00
KBL627G	Maysville FD		0.00		
BBF		2,500.00		2,500.00	
					0.00
KBL627H	Metalton Ctr		0.00		
BBF		5,000.00		5,000.00	
					0.00
KBL627J	Midway RFD		0.00		
BBF		3,000.00		3,000.00	
					0.00
KBL627K	Moreland RFD		0.00		

Fund / Type	Fund Description / Type Description	Beginning Balance / Debits		Credits	Ending Balance
BBF		3,000.00		3,000.00	
					0.00
KBL627M	**Morrow VFD**		**0.00**		
BBF		5,750.00		5,750.00	
					0.00
KBL627N	**Mount Nebo RFD**		**0.00**		
BBF		4,000.00		4,000.00	
					0.00
KBL627P	**Mount Nebo RFD**		**0.00**		
BBF		3,000.00		3,000.00	
					0.00
KBL627Q	**Mountain FD**		**0.00**		
BBF		5,000.00		5,000.00	
					0.00
KBL627R	**Mountainburg VFD**		**0.00**		
BBF		6,500.00		6,500.00	
					0.00
KBL627S	**Natural Dam VFD**		**0.00**		
BBF		5,750.00		5,750.00	
					0.00
KBL627T	**Nevada Co Sr Ctr**		**0.00**		
BBF		35,000.00		35,000.00	
					0.00
KBL627U	**New Blaine RFD**		**0.00**		
BBF		3,000.00		3,000.00	
					0.00
KBL627V	**NW Amb Svc**		**0.00**		
BBF		100,000.00		100,000.00	
					0.00
KBL627W	**NW AR Shelter**		**0.00**		
BBF		5,000.00		5,000.00	
					0.00
KBL627X	**Oak Grove FD**		**0.00**		
BBF		5,000.00		5,000.00	
					0.00
KBL627Y	**Okalona FD**		**0.00**		
BBF		2,000.00		2,000.00	
					0.00
KBL627Z	**Ola FD**		**0.00**		
BBF		4,000.00		4,000.00	
					0.00
KBL628A	**Ola FD**		**0.00**		
BBF		3,000.00		3,000.00	
					0.00
KBL628B	**Ouachita Co Fair**		**0.00**		
BBF		10,000.00		10,000.00	
					0.00
KBL628C	**Ozark Writers**		**0.00**		
BBF		10,000.00		10,000.00	
					0.00

Fund / Type	Fund Description / Type Description	Beginning Balance / Debits		Credits	Ending Balance
KBL628D	**Hays Sr Ctr**		**0.00**		
BBF		100,000.00		100,000.00	
					0.00
KBL628E	**Pea Ridge RFD**		**0.00**		
BBF		3,000.00		3,000.00	
					0.00
KBL628F	**Pea Ridge VFD**		**0.00**		
BBF		10,000.00		10,000.00	
					0.00
KBL628G	**Piney FD**		**0.00**		
BBF		5,000.00		5,000.00	
					0.00
KBL628H	**Plainview FD**		**0.00**		
BBF		4,000.00		4,000.00	
					0.00
KBL628J	**Plainview FD**		**0.00**		
BBF		3,000.00		3,000.00	
					0.00
KBL628K	**Pope Co Lib**		**0.00**		
BBF		3,000.00		3,000.00	
					0.00
KBL628M	**Pottsville City RFD**		**0.00**		
BBF		3,000.00		3,000.00	
					0.00
KBL628N	**Pottsville Schlrshp**		**0.00**		
BBF		10,000.00		10,000.00	
					0.00
KBL628P	**Pottsville FD**		**0.00**		
BBF		4,000.00		4,000.00	
					0.00
KBL628Q	**Prairie Grove VFD**		**0.00**		
BBF		6,500.00		6,500.00	
					0.00
KBL628R	**Rover VFD**		**0.00**		
BBF		4,000.00		4,000.00	
					0.00
KBL628S	**Rover VFD**		**0.00**		
BBF		3,000.00		3,000.00	
					0.00
KBL628T	**Russellville FD**		**0.00**		
BBF		3,000.00		3,000.00	
					0.00
KBL628U	**Russellville Schlrs**		**0.00**		
BBF		10,000.00		10,000.00	
					0.00
KBL628V	**Russellville FD #2**		**0.00**		
BBF		3,000.00		3,000.00	
					0.00
KBL628W	**Russellville FD #3**		**0.00**		
BBF		3,000.00		3,000.00	

Fund / Type	Fund Description / Type Description	Beginning Balance / Debits		Credits	Ending Balance
					0.00
KBL628X	Russellville FD #4		0.00		
BBF		3,000.00		3,000.00	
					0.00
KBL628Y	Russellvill Kiwanis		0.00		
BBF		5,000.00		5,000.00	
					0.00
KBL628Z	Russellville Lions		0.00		
BBF		5,000.00		5,000.00	
					0.00
KBL629A	Russellville Rotary		0.00		
BBF		5,000.00		5,000.00	
					0.00
KBL629B	Searcy Co Spl Svc		0.00		
BBF		1,500.00		1,500.00	
					0.00
KBL629C	Sr Ctr Bentonville		0.00		
BBF		19,000.00		19,000.00	
					0.00
KBL629D	Sr Ctr Gravette		0.00		
BBF		20,000.00		20,000.00	
					0.00
KBL629E	Sr Ctr Siloam Sprg		0.00		
BBF		25,000.00		25,000.00	
					0.00
KBL629F	Sr Svc Ctr		0.00		
BBF		300,000.00		300,000.00	
					0.00
KBL629G	S Carroll Co FD		0.00		
BBF		5,000.00		5,000.00	
					0.00
KBL629H	SE AR Cornerstone		0.00		
BBF		5,000.00		5,000.00	
					0.00
KBL629J	SE AR IntermAuth		0.00		
BBF		10,000.00		10,000.00	
					0.00
KBL629K	Star City FD		0.00		
BBF		1,000.00		1,000.00	
					0.00
KBL629M	Strickler VFD		0.00		
BBF		5,750.00		5,750.00	
					0.00
KBL629N	Sugar Grove FD		0.00		
BBF		3,000.00		3,000.00	
					0.00
KBL629P	Sunset VFD		0.00		
BBF		5,750.00		5,750.00	
					0.00
KBL629Q	Sunshine School		0.00		

Fund	Fund Description	Beginning Balance			Ending Balance
Type	Type Description	Debits		Credits	
BBF		10,000.00		10,000.00	
					0.00
KBL629R	**Sulphur Rock Pk**		**0.00**		
BBF		20,000.00		20,000.00	
					0.00
KBL629S	**Turner Comm VFD**		**0.00**		
BBF		5,750.00		5,750.00	
					0.00
KBL629T	**Union Co Fair**		**0.00**		
BBF		28,000.00		28,000.00	
					0.00
KBL629U	**Uniontown VFD**		**0.00**		
BBF		5,750.00		5,750.00	
					0.00
KBL629V	**Van Buren Co Sr**		**0.00**		
BBF		20,000.00		20,000.00	
					0.00
KBL629W	**Village House**		**0.00**		
BBF		5,000.00		5,000.00	
					0.00
KBL629X	**Walnut Grove FD**		**0.00**		
BBF		5,000.00		5,000.00	
					0.00
KBL629Y	**Wash Reg Psych**		**0.00**		
BBF		60,000.00		60,000.00	
					0.00
KBL629Z	**Wedington FD**		**0.00**		
BBF		5,000.00		5,000.00	
					0.00
KBL630A	**WelfareOsceola**		**0.00**		
BBF		5,000.00		5,000.00	
					0.00
KBL630B	**West Fork VFD**		**0.00**		
BBF		6,500.00		6,500.00	
					0.00
KBL630C	**West Fourche VFD**		**0.00**		
BBF		4,000.00		4,000.00	
					0.00
KBL630D	**W Fourche VFD**		**0.00**		
BBF		3,000.00		3,000.00	
					0.00
KBL630E	**W Pulaski VFD**		**0.00**		
BBF		30,000.00		30,000.00	
					0.00
KBL630F	**Whelan Sprgs FD**		**0.00**		
BBF		2,000.00		2,000.00	
					0.00
KBL630G	**Yell Co Fair**		**0.00**		
BBF		5,000.00		5,000.00	
					0.00

Fund	Fund Description	Beginning Balance		Ending Balance
Type	Type Description	Debits	Credits	
KBL630H	**Y Warren/Bradley**	**0.00**		
BBF		2,000.00	2,000.00	
				0.00
KBL630J	**S Polk/Cossatot Sr**	**0.00**		
BBF		100,000.00	100,000.00	
				0.00
KBL630N	**Bauxite Ctr**	**0.00**		
BBF		40,000.00	40,000.00	
				0.00
KBL630P	**Cavanaugh Sr Ctr**	**0.00**		
BBF		35,000.00	35,000.00	
				0.00
KBL630Q	**Cavanaugh Sr Ctr**	**0.00**		
BBF		15,000.00	15,000.00	
				0.00
KBL630R	**Barling**	**0.00**		
BBF		75,000.00	75,000.00	
				0.00
KBL630S	**Ft Smith Cross Pk**	**0.00**		
BBF		66,500.00	66,500.00	
				0.00
KBL630T	**Greenwood**	**0.00**		
BBF		20,000.00	20,000.00	
				0.00
KBL630U	**Higginson City Hall**	**0.00**		
BBF		50,000.00	50,000.00	
				0.00
KBL630V	**Higginson Drain**	**0.00**		
BBF		25,000.00	25,000.00	
				0.00
KBL630W	**Higginson FD**	**0.00**		
BBF		10,000.00	10,000.00	
				0.00
KBL630X	**Lavaca Civic**	**0.00**		
BBF		50,000.00	50,000.00	
				0.00
KBL630Y	**LR Hindman Pk**	**0.00**		
BBF		5,000.00	5,000.00	
				0.00
KBL630Z	**LR Morehart Pk**	**0.00**		
BBF		5,000.00	5,000.00	
				0.00
KBL631A	**Prescott Streetscape/Mus**	**0.00**		
BBF		50,000.00	50,000.00	
				0.00
KBL631B	**Stuttgart Adm**	**0.00**		
BBF		20,000.00	20,000.00	
				0.00
KBL631C	**Cache River Study**	**0.00**		
BBF		5,000.00	5,000.00	

Fund / Type	Fund Description / Type Description	Beginning Balance / Debits		Credits	Ending Balance
					0.00
KBL631D	**Central AR Lib**		0.00		
BBF		78,000.00		78,000.00	
					0.00
KBL631E	**Lowell**		0.00		
BBF		40,000.00		40,000.00	
					0.00
KBL631F	**Nashville Pks/Rec**		0.00		
BBF		50,000.00		50,000.00	
					0.00
KBL631G	**Portia Pks Dept**		0.00		
BBF		2,000.00		2,000.00	
					0.00
KBL631H	**Hope Charitable**		0.00		
BBF		200,000.00		200,000.00	
					0.00
KBL631J	**Maysville Comm**		0.00		
BBF		25,000.00		25,000.00	
					0.00
KBL631K	**Gentry-Carl Gym**		0.00		
BBF		25,000.00		25,000.00	
					0.00
KBL631M	**Bradford Ball Fields**		0.00		
BBF		3,000.00		3,000.00	
					0.00
KBL631N	**Strawberry Pks/Sts**		0.00		
BBF		15,000.00		15,000.00	
					0.00
KBL631P	**Walnut Ridge Pks**		0.00		
BBF		2,000.00		2,000.00	
					0.00
KBL631Q	**White Co Meals**		0.00		
BBF		20,000.00		20,000.00	
					0.00
KBL631R	**Tollville VFD**		0.00		
BBF		4,000.00		4,000.00	
					0.00
KBL631S	**ULM VFD**		0.00		
BBF		4,000.00		4,000.00	
					0.00
KBL631T	**W Helena**		0.00		
BBF		25,000.00		25,000.00	
					0.00
KBL631U	**W Helena Pks**		0.00		
BBF		40,000.00		40,000.00	
					0.00
KBL631V	**Grant Co Fair**		0.00		
BBF		10,000.00		10,000.00	
					0.00
KBL631W	**Nat'l Guard**		0.00		

Fund	Fund Description	Beginning Balance		Ending Balance
Type	Type Description	Debits	Credits	
BBF		50,000.00	50,000.00	
				0.00
KBL631X	Comm Health Ctrs	0.00		
BBF		1,000,000.00	1,000,000.00	
				0.00
KBL631Y	Gravette Schools	0.00		
BBF		145,000.00	145,000.00	
				0.00
KBL631Z	Gregory Kistler Ctr	0.00		
BBF		10,000.00	10,000.00	
				0.00
KBL632A	Heber Sprgs Pk	0.00		
BBF		25,000.00	25,000.00	
				0.00
KBL632B	Hot Sprg Co ROSE	0.00		
BBF		10,000.00	10,000.00	
				0.00
KBL632C	Harbor House	0.00		
BBF		45,000.00	45,000.00	
				0.00
KBL632D	Jackson Co Sheriff'	0.00		
BBF		10,000.00	10,000.00	
				0.00
KBL632E	Landmark FD	0.00		
BBF		7,000.00	7,000.00	
				0.00
KBL632F	MLK Pk	0.00		
BBF		112,000.00	112,000.00	
				0.00
KBL632G	McAlmont VFD	0.00		
BBF		7,000.00	7,000.00	
				0.00
KBL632H	Newport PD	0.00		
BBF		2,000.00	2,000.00	
				0.00
KBL632J	NW AR Botanical	0.00		
BBF		5,000.00	5,000.00	
				0.00
KBL632K	Pikers Chapel	0.00		
BBF		10,000.00	10,000.00	
				0.00
KBL632M	Gov Efficiency	0.00		
BBF		33,000.00	33,000.00	
				0.00
KBL632N	Pfeifer Kiwanis	0.00		
BBF		105,000.00	105,000.00	
				0.00
KBL632P	Quitman Hi Football	0.00		
BBF		100,000.00	100,000.00	
				0.00

Fund / Type	Fund Description / Type Description	Beginning Balance / Debits		Credits	Ending Balance
KBL632Q	**Robbie Westphal**		**0.00**		
BBF		10,000.00		10,000.00	
					0.00
KBL632R	**Rose Bud Football**		**0.00**		
BBF		100,000.00		100,000.00	
					0.00
KBL632S	**Rose Bud Sr Ctr**		**0.00**		
BBF		25,000.00		25,000.00	
					0.00
KBL632T	**Saline Co Club**		**0.00**		
BBF		5,000.00		5,000.00	
					0.00
KBL632U	**Southside Water**		**0.00**		
BBF		20,000.00		20,000.00	
					0.00
KBL632V	**Inner City Future**		**0.00**		
BBF		20,000.00		20,000.00	
					0.00
KBL632W	**Cash Safe**		**0.00**		
BBF		25,000.00		25,000.00	
					0.00
KBL632X	**Greene Co Mus**		**0.00**		
BBF		11,500.00		11,500.00	
					0.00
KBL632Y	**HS Blytheville**		**0.00**		
BBF		5,000.00		5,000.00	
					0.00
KBL632Z	**Jump Start To Ed**		**0.00**		
BBF		10,000.00		10,000.00	
					0.00
KBL633A	**We Care Adult Ctr**		**0.00**		
BBF		15,000.00		15,000.00	
					0.00
KBL633B	**Stone Co Court**		**0.00**		
BBF		12,500.00		12,500.00	
					0.00
KBL633C	**Stone Co Jail**		**0.00**		
BBF		12,500.00		12,500.00	
					0.00
KBL633D	**Learn Ctr**		**0.00**		
BBF		10,000.00		10,000.00	
					0.00
KBL633E	**Carrollton School**		**0.00**		
BBF		25,000.00		25,000.00	
					0.00
KBL633F	**Weldon**		**0.00**		
BBF		15,000.00		15,000.00	
					0.00
KBL633G	**Wrightsville VFD**		**0.00**		
BBF		10,000.00		10,000.00	

Fund / Type	Fund Description / Type Description	Beginning Balance / Debits		Credits	Ending Balance
					0.00
KBL633H	AR Agri Department (0620)		0.00		
BBF		5,701.00		5,701.00	
					0.00
KBL633J	AR Natl Guard &Cstep Prog (0		0.00		
BBF		12,701.00		12,701.00	
					0.00
KBL63BF	Business Tech Ctr		0.00		
BBF		173,854.63		173,854.63	
					0.00
KBL63BG	Ashdown Infrastrctr		0.00		
BBF		150,000.00		150,000.00	
					0.00
KBL63BH	Nashville Campus		0.00		
BBF		200,000.00		200,000.00	
					0.00
KBL63BJ	CCC Roof		0.00		
BBF		100,000.00		100,000.00	
					0.00
KBL63BZ	Craighead Prenatal		0.00		
BBF		10,000.00		10,000.00	
					0.00
KBL63CA	Craighead Co		0.00		
BBF		40,000.00		40,000.00	
					0.00
KBL63CV	Paragould Ind Ctr		0.00		
BBF		100,000.00		100,000.00	
					0.00
KBL63CX	A/C Roofing		0.00		
BBF		50,000.00		50,000.00	
					0.00
KBL63CY	A/C Roof		0.00		
BBF		25,000.00		25,000.00	
					0.00
KBL63DA	Hall /Adm		0.00		
BBF		27,000.00		27,000.00	
					0.00
KBL63DB	Melbourne Sec Ctr		0.00		
BBF		60,000.00		60,000.00	
					0.00
KBL63DC	Mtn View Sec Ctr		0.00		
BBF		40,000.00		40,000.00	
					0.00
KBL63DF	Computers		0.00		
BBF		10,000.00		10,000.00	
					0.00
KBL63DG	Career Ctr		0.00		
BBF		300,000.00		300,000.00	
					0.00
KBL63DH	Stud Ctr		0.00		

Fund / Type	Fund Description / Type Description	Beginning Balance / Debits		Credits	Ending Balance
BBF		200,000.00		200,000.00	
					0.00
KBL63DY	**Tech Ed Ctr/Voc**		**0.00**		
BBF		50,000.00		50,000.00	
					0.00
KBL63DZ	**SE AR Coll Stud Ctr**		**0.00**		
BBF		70,000.00		70,000.00	
					0.00
KBL63EA	**Various Fac/Imp**		**0.00**		
BBF		100,000.00		100,000.00	
					0.00
KBL63GG	**Maint/Lib**		**0.00**		
BBF		42,918.46		42,918.46	
					0.00
KBL63GH	**Maint/Lib**		**0.00**		
BBF		21,459.23		21,459.23	
					0.00
KBL63GV	**MV Acquisition**		**0.00**		
BBF		500,000.00		500,000.00	
					0.00
KBL63GW	**Rural Health Xfr**		**0.00**		
BBF		370,239.00		370,239.00	
					0.00
KBL63GY	**AIDS Drug Asst**		**0.00**		
BBF		500,501.74		500,501.74	
					0.00
KBL63GZ	**Rural Physician**		**0.00**		
BBF		217,516.00		217,516.00	
					0.00
KBL63HM	**Maint/Lib**		**0.00**		
BBF		21,459.23		21,459.23	
					0.00
KBL63HN	**Maint/Lib**		**0.00**		
BBF		21,459.23		21,459.23	
					0.00
KBL63HQ	**Maint/Lib**		**0.00**		
BBF		335,836.91		335,836.91	
					0.00
KBL63HU	**Maint/Lib**		**0.00**		
BBF		21,459.23		21,459.23	
					0.00
KBL63KB	**Maint/Lib**		**0.00**		
BBF		21,459.23		21,459.23	
					0.00
KBL64MA	**Baby Sharon**		**0.00**		
BBF		25,000.00		25,000.00	
					0.00
KBL64MB	**Saline Co River**		**0.00**		
BBF		50,000.00		50,000.00	
					0.00

Fund / Type	Fund Description / Type Description	Beginning Balance / Debits		Credits	Ending Balance
KBL64MC	**Miller Co Lighting**		**0.00**		
BBF		50,000.00		50,000.00	
					0.00
KBL64MD	**Woodruff Co Sr Ctr**		**0.00**		
BBF		30,701.00		30,701.00	
					0.00
KBL64ME	**Benton Sr Svc Ctr**		**0.00**		
BBF		50,000.00		50,000.00	
					0.00
KBL64MF	**Bradley Sr Ctr**		**0.00**		
BBF		5,000.00		5,000.00	
					0.00
KBL64MG	**Charlotte Pks/Rec**		**0.00**		
BBF		20,000.00		20,000.00	
					0.00
KBL64MH	**Christian Health Ctr**		**0.00**		
BBF		5,000.00		5,000.00	
					0.00
KBL64MJ	**Bay**		**0.00**		
BBF		5,000.00		5,000.00	
					0.00
KBL64MK	**Fordyce Civic Ctr**		**0.00**		
BBF		30,000.00		30,000.00	
					0.00
KBL64MM	**Johnson PD**		**0.00**		
BBF		50,000.00		50,000.00	
					0.00
KBL64MN	**Johnson VFD**		**0.00**		
BBF		50,000.00		50,000.00	
					0.00
KBL64MP	**Lowell Streets**		**0.00**		
BBF		50,000.00		50,000.00	
					0.00
KBL64MQ	**Smackover School**		**0.00**		
BBF		70,000.00		70,000.00	
					0.00
KBL64MR	**Springdale FD**		**0.00**		
BBF		25,000.00		25,000.00	
					0.00
KBL64MS	**Springdale PD**		**0.00**		
BBF		25,000.00		25,000.00	
					0.00
KBL64MT	**Cleburne Co Sr Ctr**		**0.00**		
BBF		25,000.00		25,000.00	
					0.00
KBL64MU	**UAMS**		**0.00**		
BBF		187,000.00		187,000.00	
					0.00
KBL64MV	**Support House**		**0.00**		
BBF		10,000.00		10,000.00	

Fund / Type	Fund Description / Type Description	Beginning Balance / Debits		Credits	Ending Balance
					0.00
KBL64MW	Jackson Co Equip		0.00		
BBF		10,000.00		10,000.00	
					0.00
KBL64MX	Emma Rhodes Ed		0.00		
BBF		20,000.00		20,000.00	
					0.00
KBL64MY	Randolph Co Court		0.00		
BBF		100,000.00		100,000.00	
					0.00
KBL64MZ	Concord Ball Field		0.00		
BBF		50,000.00		50,000.00	
					0.00
KBL64NA	Bradford City Pk		0.00		
BBF		50,000.00		50,000.00	
					0.00
KBL64NB	AWIN S Dist #26		0.00		
BBF		25,000.00		25,000.00	
					0.00
KBL64NC	AWIN S Dist #26		0.00		
BBF		25,000.00		25,000.00	
					0.00
KBL64ND	AWIN Clark Co		0.00		
BBF		50,000.00		50,000.00	
					0.00
KBL64NE	AWIN Dallas Co		0.00		
BBF		50,000.00		50,000.00	
					0.00
KBL64NF	AWIN Nevada Co		0.00		
BBF		50,000.00		50,000.00	
					0.00
KBL64NG	Biscoe VFD		0.00		
BBF		4,000.00		4,000.00	
					0.00
KBL64NH	Brown Grove VFD		0.00		
BBF		4,000.00		4,000.00	
					0.00
KBL64NJ	Centerpoint VFD		0.00		
BBF		4,000.00		4,000.00	
					0.00
KBL64NK	Patterson		0.00		
BBF		15,000.00		15,000.00	
					0.00
KBL64NM	Searcy PD		0.00		
BBF		10,000.00		10,000.00	
					0.00
KBL64NN	Searcy FD		0.00		
BBF		10,000.00		10,000.00	
					0.00
KBL64NP	Cross Co Tech Ctr		0.00		

Fund	Fund Description	Beginning Balance			Ending Balance
Type	Type Description	Debits		Credits	
BBF		100,000.00		100,000.00	
					0.00
KBL64NQ	**Wynne Comp**		**0.00**		
BBF		30,000.00		30,000.00	
					0.00
KBL64NR	**Crossroads VFD**		**0.00**		
BBF		4,000.00		4,000.00	
					0.00
KBL64NS	**De Valls Bluff VFD**		**0.00**		
BBF		4,000.00		4,000.00	
					0.00
KBL64NT	**Des Arc VFD**		**0.00**		
BBF		4,000.00		4,000.00	
					0.00
KBL64NU	**Kensett**		**0.00**		
BBF		15,000.00		15,000.00	
					0.00
KBL64NV	**Claude Parish**		**0.00**		
BBF		55,000.00		55,000.00	
					0.00
KBL64NW	**Belleville FD**		**0.00**		
BBF		4,000.00		4,000.00	
					0.00
KBL64NX	**Hazen VFD**		**0.00**		
BBF		4,000.00		4,000.00	
					0.00
KBL64NY	**Helena**		**0.00**		
BBF		25,000.00		25,000.00	
					0.00
KBL64NZ	**Grigsby Ford Road**		**0.00**		
BBF		50,000.00		50,000.00	
					0.00
KBL64PA	**Grigsby Ford Rd**		**0.00**		
BBF		300,000.00		300,000.00	
					0.00
KBL64PB	**Sulphur Sprgs**		**0.00**		
BBF		55,000.00		55,000.00	
					0.00
KBL64PC	**Colt**		**0.00**		
BBF		15,000.00		15,000.00	
					0.00
KBL64PD	**LaGrange**		**0.00**		
BBF		10,000.00		10,000.00	
					0.00
KBL64PE	**Rondo in Lee Co**		**0.00**		
BBF		10,000.00		10,000.00	
					0.00
KBL64PF	**Widener**		**0.00**		
BBF		20,000.00		20,000.00	
					0.00

Fund / Type	Fund Description / Type Description	Beginning Balance / Debits		Credits	Ending Balance
KBL64PG	**Northside VFD**		**0.00**		
BBF		4,000.00		4,000.00	
					0.00
KBL64PH	**Oak Prairie VFD**		**0.00**		
BBF		4,000.00		4,000.00	
					0.00
KBL64PJ	**Dick Geter Pk**		**0.00**		
BBF		1,000.00		1,000.00	
					0.00
KBL64PK	**West Fork**		**0.00**		
BBF		20,000.00		20,000.00	
					0.00
KBL64PM	**Greenland**		**0.00**		
BBF		20,000.00		20,000.00	
					0.00
KBL64PN	**Elkins**		**0.00**		
BBF		20,000.00		20,000.00	
					0.00
KBL64PP	**Farmington**		**0.00**		
BBF		20,000.00		20,000.00	
					0.00
KBL64PQ	**Peppers Lake VFD**		**0.00**		
BBF		4,000.00		4,000.00	
					0.00
KBL64PR	**Sandhill VFD**		**0.00**		
BBF		4,000.00		4,000.00	
					0.00
KBL64PS	**Kensett**		**0.00**		
BBF		10,000.00		10,000.00	
					0.00
KBL64PT	**Slovak VFD**		**0.00**		
BBF		4,000.00		4,000.00	
					0.00
KBL64PU	**Alpena RVFD**		**0.00**		
BBF		3,000.00		3,000.00	
					0.00
KBL64PW	**Aurora VFD**		**0.00**		
BBF		3,000.00		3,000.00	
					0.00
KBL64PX	**Beaver Town FD**		**0.00**		
BBF		3,000.00		3,000.00	
					0.00
KBL64PY	**Bergman VFD**		**0.00**		
BBF		3,000.00		3,000.00	
					0.00
KBL64PZ	**Berryville FD**		**0.00**		
BBF		3,000.00		3,000.00	
					0.00
KBL64QA	**Bohannan Mtn VFD**		**0.00**		
BBF		3,000.00		3,000.00	

Fund / Type	Fund Description / Type Description	Beginning Balance / Debits		Credits	Ending Balance
					0.00
KBL64QB	Capps-Batavia FD		0.00		
BBF		3,000.00		3,000.00	
					0.00
KBL64QC	Cave Sprgs FD		0.00		
BBF		5,000.00		5,000.00	
					0.00
KBL64QD	Centerton FD		0.00		
BBF		5,000.00		5,000.00	
					0.00
KBL64QE	Blytheville EMS		0.00		
BBF		20,000.00		20,000.00	
					0.00
KBL64QF	Blytheville		0.00		
BBF		50,000.00		50,000.00	
					0.00
KBL64QG	Blytheville Pks/Complex		0.00		
BBF		10,000.00		10,000.00	
					0.00
KBL64QH	Blytheville Lib		0.00		
BBF		5,000.00		5,000.00	
					0.00
KBL64QJ	Osceola Pks/Rec		0.00		
BBF		40,000.00		40,000.00	
					0.00
KBL64QK	Clarksville FD		0.00		
BBF		3,000.00		3,000.00	
					0.00
KBL64QM	Clifty FD		0.00		
BBF		3,000.00		3,000.00	
					0.00
KBL64QN	Coal Hill FD		0.00		
BBF		3,000.00		3,000.00	
					0.00
KBL64QP	Compton FA		0.00		
BBF		3,000.00		3,000.00	
					0.00
KBL64QQ	Cottonwood RFA		0.00		
BBF		3,000.00		3,000.00	
					0.00
KBL64QR	Decatur FD		0.00		
BBF		5,000.00		5,000.00	
					0.00
KBL64QS	Deer VFD		0.00		
BBF		3,000.00		3,000.00	
					0.00
KBL64QT	Dell Mun FD		0.00		
BBF		2,500.00		2,500.00	
					0.00
KBL64QU	Dyess Mun FD		0.00		

Fund / Type	Fund Description / Type Description	Beginning Balance / Debits		Credits	Ending Balance
BBF		2,500.00		2,500.00	
					0.00
KBL64QV	**Etowah VFD**		**0.00**		
BBF		2,500.00		2,500.00	
					0.00
KBL64QW	**Eureka Sprgs FD**		**0.00**		
BBF		3,000.00		3,000.00	
					0.00
KBL64QX	**Forum-Alabam FD**		**0.00**		
BBF		3,000.00		3,000.00	
					0.00
KBL64QY	**Gallatin FD**		**0.00**		
BBF		5,000.00		5,000.00	
					0.00
KBL64QZ	**Gentry FD**		**0.00**		
BBF		5,000.00		5,000.00	
					0.00
KBL64RA	**Gosnell Mun FD**		**0.00**		
BBF		2,500.00		2,500.00	
					0.00
KBL64RB	**Grassy Knob FD**		**0.00**		
BBF		3,000.00		3,000.00	
					0.00
KBL64RC	**Gravette FD**		**0.00**		
BBF		5,000.00		5,000.00	
					0.00
KBL64RD	**Osceola Toll**		**0.00**		
BBF		345,000.00		345,000.00	
					0.00
KBL64RE	**Green Forest FD**		**0.00**		
BBF		3,000.00		3,000.00	
					0.00
KBL64RF	**Ha-Ro-Co VFD**		**0.00**		
BBF		3,000.00		3,000.00	
					0.00
KBL64RG	**Hasty VFD**		**0.00**		
BBF		3,000.00		3,000.00	
					0.00
KBL64RH	**Highfill FD**		**0.00**		
BBF		5,000.00		5,000.00	
					0.00
KBL64RJ	**Hill Top FD**		**0.00**		
BBF		3,000.00		3,000.00	
					0.00
KBL64RK	**Hindsville RFD**		**0.00**		
BBF		3,000.00		3,000.00	
					0.00
KBL64RM	**Hiwasse FD**		**0.00**		
BBF		5,000.00		5,000.00	
					0.00

Fund / Type	Fund Description / Type Description	Beginning Balance / Debits		Credits	Ending Balance
KBL64RP	**Holiday Island FD**		**0.00**		
BBF		3,000.00		3,000.00	
					0.00
KBL64RQ	**Huntsville FD**		**0.00**		
BBF		3,000.00		3,000.00	
					0.00
KBL64RR	**Inspiration Pt VFD**		**0.00**		
BBF		3,000.00		3,000.00	
					0.00
KBL64RU	**Japton FD**		**0.00**		
BBF		3,000.00		3,000.00	
					0.00
KBL64RV	**Jasper VFD**		**0.00**		
BBF		3,000.00		3,000.00	
					0.00
KBL64RW	**Johnson Co #1**		**0.00**		
BBF		3,000.00		3,000.00	
					0.00
KBL64RX	**Johnson Co #10**		**0.00**		
BBF		3,000.00		3,000.00	
					0.00
KBL64RY	**Johnson Co #11**		**0.00**		
BBF		3,000.00		3,000.00	
					0.00
KBL64RZ	**Johnson Co #2**		**0.00**		
BBF		3,000.00		3,000.00	
					0.00
KBL64SA	**Johnson Co #3**		**0.00**		
BBF		3,000.00		3,000.00	
					0.00
KBL64SB	**Johnson Co #4**		**0.00**		
BBF		3,000.00		3,000.00	
					0.00
KBL64SC	**Johnson Co #5**		**0.00**		
BBF		3,000.00		3,000.00	
					0.00
KBL64SD	**Johnson Co #6**		**0.00**		
BBF		3,000.00		3,000.00	
					0.00
KBL64SE	**Johnson Co #7**		**0.00**		
BBF		3,000.00		3,000.00	
					0.00
KBL64SF	**Johnson Co #8**		**0.00**		
BBF		3,000.00		3,000.00	
					0.00
KBL64SG	**Johnson Co #9**		**0.00**		
BBF		3,000.00		3,000.00	
					0.00
KBL64SH	**Kieser Mun FD**		**0.00**		
BBF		2,500.00		2,500.00	

Fund / Type	Fund Description / Type Description	Beginning Balance / Debits		Credits	Ending Balance
					0.00
KBL64SJ	Kingston RVFD		0.00		
BBF		3,000.00		3,000.00	
					0.00
KBL64SK	Knoxville FD		0.00		
BBF		3,000.00		3,000.00	
					0.00
KBL64SM	Krooked Kreek FD		0.00		
BBF		3,000.00		3,000.00	
					0.00
KBL64SN	Krooked Kreek VFD		0.00		
BBF		3,000.00		3,000.00	
					0.00
KBL64SP	Lamar FD		0.00		
BBF		3,000.00		3,000.00	
					0.00
KBL64SQ	Landis VFD		0.00		
BBF		3,000.00		3,000.00	
					0.00
KBL64SR	Leachville Mun FD		0.00		
BBF		2,500.00		2,500.00	
					0.00
KBL64SS	Leslie VFD		0.00		
BBF		3,000.00		3,000.00	
					0.00
KBL64ST	Lurton-Pelsor VFD		0.00		
BBF		3,000.00		3,000.00	
					0.00
KBL64SU	Manila Mun FD		0.00		
BBF		2,500.00		2,500.00	
					0.00
KBL64SV	Marble VFD		0.00		
BBF		3,000.00		3,000.00	
					0.00
KBL64SW	Marshall FD		0.00		
BBF		3,000.00		3,000.00	
					0.00
KBL64SX	Maysville FD		0.00		
BBF		5,000.00		5,000.00	
					0.00
KBL64SY	Milligan Ridge RFD		0.00		
BBF		2,500.00		2,500.00	
					0.00
KBL64SZ	Morning Star FD		0.00		
BBF		3,000.00		3,000.00	
					0.00
KBL64TA	Mt Sherman VFD		0.00		
BBF		3,000.00		3,000.00	
					0.00
KBL64TB	Mt Judea VFD		0.00		

Fund / Type	Fund Description / Type Description	Beginning Balance / Debits		Credits	Ending Balance
BBF		3,000.00		3,000.00	
					0.00
KBL64TE	**Oak Grove FD**		**0.00**		
BBF		3,000.00		3,000.00	
					0.00
KBL64TF	**Omaha VFD**		**0.00**		
BBF		3,000.00		3,000.00	
					0.00
KBL64TG	**Oxley VFD**		**0.00**		
BBF		3,000.00		3,000.00	
					0.00
KBL64TH	**Parthenon VFD**		**0.00**		
BBF		3,000.00		3,000.00	
					0.00
KBL64TJ	**Pettigrew/Boston**		**0.00**		
BBF		3,000.00		3,000.00	
					0.00
KBL64TK	**PG & S VFD**		**0.00**		
BBF		3,000.00		3,000.00	
					0.00
KBL64TM	**Ponca VFD**		**0.00**		
BBF		3,000.00		3,000.00	
					0.00
KBL64TN	**Searcy FD**		**0.00**		
BBF		50,000.00		50,000.00	
					0.00
KBL64TP	**Shady Grove FD**		**0.00**		
BBF		3,000.00		3,000.00	
					0.00
KBL64TQ	**Smyrna VFD**		**0.00**		
BBF		3,000.00		3,000.00	
					0.00
KBL64TR	**Snowball FD**		**0.00**		
BBF		3,000.00		3,000.00	
					0.00
KBL64TS	**S Carroll Co FD**		**0.00**		
BBF		3,000.00		3,000.00	
					0.00
KBL64TT	**S Mtn VFD**		**0.00**		
BBF		3,000.00		3,000.00	
					0.00
KBL64TU	**St Paul VFD**		**0.00**		
BBF		3,000.00		3,000.00	
					0.00
KBL64TV	**Sulphur Sprgs FD**		**0.00**		
BBF		5,000.00		5,000.00	
					0.00
KBL64TW	**Welcome Home**		**0.00**		
BBF		3,000.00		3,000.00	
					0.00

Fund / Type	Fund Description / Type Description	Beginning Balance / Debits		Credits	Ending Balance
KBL64TX	**Wesley FD**		**0.00**		
BBF		3,000.00		3,000.00	
					0.00
KBL64TY	**West Grove FD**		**0.00**		
BBF		3,000.00		3,000.00	
					0.00
KBL64TZ	**Lightle Sr Ctr**		**0.00**		
BBF		30,000.00		30,000.00	
					0.00
KBL64UA	**White Co Fair**		**0.00**		
BBF		10,000.00		10,000.00	
					0.00
KBL64UB	**White Co Lib Syst**		**0.00**		
BBF		50,000.00		50,000.00	
					0.00
KBL64UC	**White Co Utd Way**		**0.00**		
BBF		40,000.00		40,000.00	
					0.00
KBL64UD	**FWitt Sprgs VFD**		**0.00**		
BBF		3,000.00		3,000.00	
					0.00
KBL64UE	**Texarkana**		**0.00**		
BBF		25,000.00		25,000.00	
					0.00
KBL64UF	**Hestand Stadium**		**0.00**		
BBF		80,000.00		80,000.00	
					0.00
KBL64UG	**Hot Spring Co Fair**		**0.00**		
BBF		10,000.00		10,000.00	
					0.00
KBL64UH	**PB Weed/Seed**		**0.00**		
BBF		10,000.00		10,000.00	
					0.00
KBL64UJ	**Legion Hut**		**0.00**		
BBF		10,000.00		10,000.00	
					0.00
KBL64UK	**TOPPS**		**0.00**		
BBF		30,000.00		30,000.00	
					0.00
KBL64UM	**Agnos Glencoe FD**		**0.00**		
BBF		4,000.00		4,000.00	
					0.00
KBL64UN	**Alread Comm FD**		**0.00**		
BBF		5,000.00		5,000.00	
					0.00
KBL64UP	**Appleton RVFD**		**0.00**		
BBF		5,000.00		5,000.00	
					0.00
KBL64UQ	**Ash Flat FD**		**0.00**		
BBF		4,000.00		4,000.00	

Fund / Type	Fund Description / Type Description	Beginning Balance / Debits		Credits	Ending Balance
					0.00
KBL64UR	Augusta FD		0.00		
BBF		10,000.00		10,000.00	
					0.00
KBL64US	Womens Shelter		0.00		
BBF		5,000.00		5,000.00	
					0.00
KBL64UT	Bethesda FD		0.00		
BBF		3,500.00		3,500.00	
					0.00
KBL64UU	Botkinburg FD		0.00		
BBF		5,000.00		5,000.00	
					0.00
KBL64UV	B/G Club of PB		0.00		
BBF		100,000.00		100,000.00	
					0.00
KBL64UW	Burnt Ridge FD		0.00		
BBF		5,000.00		5,000.00	
					0.00
KBL64UX	Byron FD		0.00		
BBF		4,000.00		4,000.00	
					0.00
KBL64UY	Camp FD		0.00		
BBF		4,000.00		4,000.00	
					0.00
KBL64UZ	Cave City FD		0.00		
BBF		4,000.00		4,000.00	
					0.00
KBL64VA	Chidester Sr Ctr		0.00		
BBF		30,000.00		30,000.00	
					0.00
KBL64VB	Choctaw FD		0.00		
BBF		5,000.00		5,000.00	
					0.00
KBL64VC	Altheimer PD		0.00		
BBF		50,000.00		50,000.00	
					0.00
KBL64VD	Clarkridge FD		0.00		
BBF		4,625.00		4,625.00	
					0.00
KBL64VE	Clinton Mun FD		0.00		
BBF		5,000.00		5,000.00	
					0.00
KBL64VF	Crow Mtn FD		0.00		
BBF		5,000.00		5,000.00	
					0.00
KBL64VG	Culpepper VFD		0.00		
BBF		5,000.00		5,000.00	
					0.00
KBL64VH	Cushman FD		0.00		

Fund / Type	Fund Description / Type Description	Beginning Balance / Debits		Credits	Ending Balance
BBF		3,500.00		3,500.00	
					0.00
KBL64VJ	**Dennard VFD**		**0.00**		
BBF		5,000.00		5,000.00	
					0.00
KBL64VK	**Dover City VFD**		**0.00**		
BBF		5,000.00		5,000.00	
					0.00
KBL64VM	**Dover RFD**		**0.00**		
BBF		5,000.00		5,000.00	
					0.00
KBL64VN	**Evening Shade FD**		**0.00**		
BBF		4,000.00		4,000.00	
					0.00
KBL64VP	**Fairfield Bay FD Van Buren Co**		**0.00**		
BBF		5,000.00		5,000.00	
					0.00
KBL64VQ	**Gamaliel FD**		**0.00**		
BBF		4,625.00		4,625.00	
					0.00
KBL64VR	**Gepp FD**		**0.00**		
BBF		4,000.00		4,000.00	
					0.00
KBL64VS	**Hand Cove FD**		**0.00**		
BBF		4,625.00		4,625.00	
					0.00
KBL64VT	**Hatley RFD**		**0.00**		
BBF		5,000.00		5,000.00	
					0.00
KBL64VU	**Hector City FD**		**0.00**		
BBF		5,000.00		5,000.00	
					0.00
KBL64VV	**Henderson FD**		**0.00**		
BBF		4,625.00		4,625.00	
					0.00
KBL64VW	**Hickory Ridge FD**		**0.00**		
BBF		25,000.00		25,000.00	
					0.00
KBL64VX	**Hwy 110 VFD**		**0.00**		
BBF		5,000.00		5,000.00	
					0.00
KBL64VY	**Ivy Acad Dollarway**		**0.00**		
BBF		10,000.00		10,000.00	
					0.00
KBL64VZ	**Linker Mtn FD**		**0.00**		
BBF		5,000.00		5,000.00	
					0.00
KBL64WA	**Mammoth Sprg FD**		**0.00**		
BBF		4,000.00		4,000.00	
					0.00

Fund / Type	Fund Description / Type Description	Beginning Balance / Debits		Credits	Ending Balance
KBL64WB	**Moreland RFD**		**0.00**		
BBF		5,000.00		5,000.00	
					0.00
KBL64WC	**Morriston FD**		**0.00**		
BBF		4,000.00		4,000.00	
					0.00
KBL64WD	**Nine Mile Ridge FD**		**0.00**		
BBF		4,000.00		4,000.00	
					0.00
KBL64WE	**Norfork Cove FD**		**0.00**		
BBF		4,625.00		4,625.00	
					0.00
KBL64WF	**N E Lakeside FD**		**0.00**		
BBF		4,625.00		4,625.00	
					0.00
KBL64WG	**Parkin FD**		**0.00**		
BBF		10,000.00		10,000.00	
					0.00
KBL64WH	**Patterson FD**		**0.00**		
BBF		10,000.00		10,000.00	
					0.00
KBL64WJ	**Pea Ridge RFD**		**0.00**		
BBF		5,000.00		5,000.00	
					0.00
KBL64WK	**PB Housing Auth**		**0.00**		
BBF		50,000.00		50,000.00	
					0.00
KBL64WM	**PB Pathways**		**0.00**		
BBF		20,000.00		20,000.00	
					0.00
KBL64WN	**Cemeteries**		**0.00**		
BBF		7,500.00		7,500.00	
					0.00
KBL64WP	**Preserv AfriAmer Cemeteries**		**0.00**		
BBF		7,500.00		7,500.00	
					0.00
KBL64WQ	**Old Indep Co Mus**		**0.00**		
BBF		20,000.00		20,000.00	
					0.00
KBL64WR	**Rodney FD**		**0.00**		
BBF		4,625.00		4,625.00	
					0.00
KBL64WS	**Saddle FD**		**0.00**		
BBF		4,000.00		4,000.00	
					0.00
KBL64WT	**Salem FD**		**0.00**		
BBF		4,000.00		4,000.00	
					0.00
KBL64WU	**Salesville FD**		**0.00**		
BBF		4,625.00		4,625.00	

Fund / Type	Fund Description / Type Description	Beginning Balance / Debits		Credits	Ending Balance
					0.00
KBL64WV	Scotland Area FD		0.00		
BBF		5,000.00		5,000.00	
					0.00
KBL64WW	Shirley VFD		0.00		
BBF		5,000.00		5,000.00	
					0.00
KBL64WX	Sidney FD		0.00		
BBF		4,000.00		4,000.00	
					0.00
KBL64WY	Sturkie FD		0.00		
BBF		4,000.00		4,000.00	
					0.00
KBL64WZ	Texarkana FD		0.00		
BBF		25,000.00		25,000.00	
					0.00
KBL64XA	Texarkana PD		0.00		
BBF		25,000.00		25,000.00	
					0.00
KBL64XB	United Fam Svc		0.00		
BBF		100,000.00		100,000.00	
					0.00
KBL64XC	Vanndale FD		0.00		
BBF		10,000.00		10,000.00	
					0.00
KBL64XD	VFW		0.00		
BBF		10,129.60		10,129.60	
					0.00
KBL64XE	Viola FD		0.00		
BBF		4,000.00		4,000.00	
					0.00
KBL64XF	White Co Fair		0.00		
BBF		10,000.00		10,000.00	
					0.00
KBL64XG	King Team		0.00		
BBF		10,000.00		10,000.00	
					0.00
KBL64XH	Redfield FD		0.00		
BBF		3,000.00		3,000.00	
					0.00
KBL64XJ	ACCESS of PB		0.00		
BBF		5,000.00		5,000.00	
					0.00
KBL64XK	All Our Child Inc		0.00		
BBF		5,000.00		5,000.00	
					0.00
KBL64XM	Argenta Comm Dev		0.00		
BBF		60,000.00		60,000.00	
					0.00
KBL64XN	AR Baptist Coll		0.00		

Fund	Fund Description	Beginning Balance			Ending Balance
Type	Type Description	Debits		Credits	
BBF		70,000.00		70,000.00	
					0.00
KBL64XP	**AR Cares**		**0.00**		
BBF		75,000.00		75,000.00	
					0.00
KBL64XQ	**AR City FD**		**0.00**		
BBF		3,000.00		3,000.00	
					0.00
KBL64XR	**Ashdown**		**0.00**		
BBF		50,000.00		50,000.00	
					0.00
KBL64XS	**Ashley Co Rescue**		**0.00**		
BBF		10,000.00		10,000.00	
					0.00
KBL64XT	**Baptist Coll in LR**		**0.00**		
BBF		3,000.00		3,000.00	
					0.00
KBL64XU	**War Eagle Bridge**		**0.00**		
BBF		104,000.00		104,000.00	
					0.00
KBL64XV	**Butterfly Ministries**		**0.00**		
BBF		60,000.00		60,000.00	
					0.00
KBL64XW	**Calhoun Co Court**		**0.00**		
BBF		16,000.00		16,000.00	
					0.00
KBL64XX	**Camp Couchdale**		**0.00**		
BBF		20,000.00		20,000.00	
					0.00
KBL64XY	**Camp Pfeiffer**		**0.00**		
BBF		30,000.00		30,000.00	
					0.00
KBL64XZ	**Chicot Co Sewer**		**0.00**		
BBF		10,000.00		10,000.00	
					0.00
KBL64YA	**Grady Ctr**		**0.00**		
BBF		20,000.00		20,000.00	
					0.00
KBL64YB	**Main St Russellville**		**0.00**		
BBF		5,000.00		5,000.00	
					0.00
KBL64YC	**Conductive Ed**		**0.00**		
BBF		70,000.00		70,000.00	
					0.00
KBL64YD	**Conway Co Lib**		**0.00**		
BBF		15,000.00		15,000.00	
					0.00
KBL64YE	**Crawford Co Fair**		**0.00**		
BBF		15,000.00		15,000.00	
					0.00

Fund Transaction by Type

Start Date:6/30/22 End Date:6/30/22

Fund / Type	Fund Description / Type Description	Beginning Balance / Debits		Credits	Ending Balance
KBL64YF	**Creekmore Pk**		**0.00**		
BBF		50,000.00		50,000.00	
					0.00
KBL64YG	**Cross Co Maint**		**0.00**		
BBF		4,000.00		4,000.00	
					0.00
KBL64YH	**Crossett Centennial Pk**		**0.00**		
BBF		25,000.00		25,000.00	
					0.00
KBL64YJ	**Crossett Council**		**0.00**		
BBF		10,000.00		10,000.00	
					0.00
KBL64YK	**Crossett Wiggins**		**0.00**		
BBF		25,000.00		25,000.00	
					0.00
KBL64YM	**Dark Hollow Dev**		**0.00**		
BBF		20,000.00		20,000.00	
					0.00
KBL64YN	**Faulkner Co Court**		**0.00**		
BBF		10,000.00		10,000.00	
					0.00
KBL64YP	**Foreman Pks/Rec**		**0.00**		
BBF		150,000.00		150,000.00	
					0.00
KBL64YQ	**Franklin Co Mem**		**0.00**		
BBF		20,000.00		20,000.00	
					0.00
KBL64YR	**Franklin Co Fair**		**0.00**		
BBF		5,000.00		5,000.00	
					0.00
KBL64YS	**Fulton Co Court**		**0.00**		
BBF		65,000.00		65,000.00	
					0.00
KBL64YT	**Glenview Pk**		**0.00**		
BBF		45,000.00		45,000.00	
					0.00
KBL64YU	**Habitat / Humanity**		**0.00**		
BBF		5,000.00		5,000.00	
					0.00
KBL64YV	**Hardin VFD**		**0.00**		
BBF		3,000.00		3,000.00	
					0.00
KBL64YW	**Herit House**		**0.00**		
BBF		12,500.00		12,500.00	
					0.00
KBL64YX	**Higgins Our Club**		**0.00**		
BBF		15,000.00		15,000.00	
					0.00
KBL64YY	**Hwy 15 S FD**		**0.00**		
BBF		3,000.00		3,000.00	

Fund / Type	Fund Description / Type Description	Beginning Balance / Debits		Credits	Ending Balance
					0.00
KBL64YZ	Howard Co Fair		0.00		
BBF		5,000.00		5,000.00	
					0.00
KBL64ZA	City Futurenet Inc		0.00		
BBF		30,000.00		30,000.00	
					0.00
KBL64ZB	Ozone Comm		0.00		
BBF		2,500.00		2,500.00	
					0.00
KBL64ZC	Kelso/Rohwer FD		0.00		
BBF		3,000.00		3,000.00	
					0.00
KBL64ZD	Lafayette Co		0.00		
BBF		130,000.00		130,000.00	
					0.00
KBL64ZE	Lawrence Co Lib		0.00		
BBF		6,000.00		6,000.00	
					0.00
KBL64ZF	Liberty VFD		0.00		
BBF		5,000.00		5,000.00	
					0.00
KBL64ZG	Lincoln Co HumSvc		0.00		
BBF		14,500.00		14,500.00	
					0.00
KBL64ZH	Lincoln Co Health		0.00		
BBF		13,500.00		13,500.00	
					0.00
KBL64ZJ	Little River Co		0.00		
BBF		225,000.00		225,000.00	
					0.00
KBL64ZK	Logan Co Courts		0.00		
BBF		210,000.00		210,000.00	
					0.00
KBL64ZM	Madison Co		0.00		
BBF		7,600.00		7,600.00	
					0.00
KBL64ZN	MLK Herit House		0.00		
BBF		10,000.00		10,000.00	
					0.00
KBL64ZP	Martin Pk		0.00		
BBF		5,000.00		5,000.00	
					0.00
KBL64ZQ	Maumelle Acad		0.00		
BBF		25,000.00		25,000.00	
					0.00
KBL64ZR	Mills Pk Saline Co		0.00		
BBF		10,000.00		10,000.00	
					0.00
KBL64ZS	Mississippi Co		0.00		

Fund	Fund Description	Beginning Balance			Ending Balance
Type	Type Description	Debits		Credits	
BBF		5,000.00		5,000.00	
					0.00
KBL64ZT	Newton Co		0.00		
BBF		7,600.00		7,600.00	
					0.00
KBL64ZU	Newton Co Spl Svc		0.00		
BBF		25,000.00		25,000.00	
					0.00
KBL64ZV	N Crossett Water		0.00		
BBF		30,000.00		30,000.00	
					0.00
KBL64ZW	NLR B/G Clubs		0.00		
BBF		60,000.00		60,000.00	
					0.00
KBL64ZX	Our House Ctr		0.00		
BBF		20,000.00		20,000.00	
					0.00
KBL64ZY	Ozark Guidance		0.00		
BBF		454,000.00		454,000.00	
					0.00
KBL64ZZ	Pathfinders Inc		0.00		
BBF		50,000.00		50,000.00	
					0.00
KBL67WX	Philander Smith		0.00		
BBF		30,000.00		30,000.00	
					0.00
KBL67WY	West AR Fire/Res		0.00		
BBF		20,000.00		20,000.00	
					0.00
KBL67WZ	Pless Ctr		0.00		
BBF		2,500.00		2,500.00	
					0.00
KBL67XA	Potts Inn Tavern		0.00		
BBF		5,000.00		5,000.00	
					0.00
KBL67XB	Rural Fire Dist #1		0.00		
BBF		3,000.00		3,000.00	
					0.00
KBL67XC	Rural Fire Dist #10		0.00		
BBF		3,000.00		3,000.00	
					0.00
KBL67XD	Rural Fire Dist #11		0.00		
BBF		3,000.00		3,000.00	
					0.00
KBL67XE	Rural Fire Dist #2		0.00		
BBF		3,000.00		3,000.00	
					0.00
KBL67XF	Rural Fire Dist #3		0.00		
BBF		3,000.00		3,000.00	
					0.00

Fund / Type	Fund Description / Type Description	Beginning Balance / Debits		Credits	Ending Balance
KBL67XG	**Rural Fire Dist #4**		**0.00**		
BBF		3,000.00		3,000.00	
					0.00
KBL67XH	**Rural Fire Dist #5**		**0.00**		
BBF		3,000.00		3,000.00	
					0.00
KBL67XJ	**Rural Fire Dist #6**		**0.00**		
BBF		3,000.00		3,000.00	
					0.00
KBL67XK	**Rural Fire Dist #7**		**0.00**		
BBF		3,000.00		3,000.00	
					0.00
KBL67XM	**Rural Fire Dist #8**		**0.00**		
BBF		3,000.00		3,000.00	
					0.00
KBL67XN	**Rural Fire Dist #9**		**0.00**		
BBF		3,000.00		3,000.00	
					0.00
KBL67XP	**Safe Haven**		**0.00**		
BBF		5,000.00		5,000.00	
					0.00
KBL67XQ	**Saline Co**		**0.00**		
BBF		50,000.00		50,000.00	
					0.00
KBL67XR	**Searcy Co**		**0.00**		
BBF		7,600.00		7,600.00	
					0.00
KBL67XS	**Sebastian Co Lib**		**0.00**		
BBF		5,000.00		5,000.00	
					0.00
KBL67XT	**Sevier Co Fair**		**0.00**		
BBF		20,000.00		20,000.00	
					0.00
KBL67XU	**Shorter Coll**		**0.00**		
BBF		10,000.00		10,000.00	
					0.00
KBL67XV	**Shorter Coll**		**0.00**		
BBF		10,000.00		10,000.00	
					0.00
KBL67XW	**SE Jefferson Co FD**		**0.00**		
BBF		3,000.00		3,000.00	
					0.00
KBL67XX	**Y FD**		**0.00**		
BBF		3,000.00		3,000.00	
					0.00
KBL67XY	**34th St Watch**		**0.00**		
BBF		3,000.00		3,000.00	
					0.00
KBL67XZ	**4 Communities FD**		**0.00**		
BBF		2,000.00		2,000.00	

Fund / Type	Fund Description / Type Description	Beginning Balance / Debits		Credits	Ending Balance
					0.00
KBL67YA	4th Jud Drug		0.00		
BBF		25,000.00		25,000.00	
					0.00
KBL67YB	70 W RVFD		0.00		
BBF		4,000.00		4,000.00	
					0.00
KBL67YC	79 S Comm FD		0.00		
BBF		2,000.00		2,000.00	
					0.00
KBL67YD	Acorn #6 FD		0.00		
BBF		1,500.00		1,500.00	
					0.00
KBL67YE	Adult Ed Ctr		0.00		
BBF		5,000.00		5,000.00	
					0.00
KBL67YF	Alexander FD		0.00		
BBF		2,500.00		2,500.00	
					0.00
KBL67YG	Alexander VFD		0.00		
BBF		5,000.00		5,000.00	
					0.00
KBL67YH	Alicia FD		0.00		
BBF		2,000.00		2,000.00	
					0.00
KBL67YJ	All is Well		0.00		
BBF		3,000.00		3,000.00	
					0.00
KBL67YK	Alleene FD		0.00		
BBF		5,000.00		5,000.00	
					0.00
KBL67YM	Allison-Sylamore		0.00		
BBF		3,500.00		3,500.00	
					0.00
KBL67YN	Alma B/G Club		0.00		
BBF		5,000.00		5,000.00	
					0.00
KBL67YP	Alma Sr Ctr		0.00		
BBF		9,000.00		9,000.00	
					0.00
KBL67YQ	At Risk Youth		0.00		
BBF		10,000.00		10,000.00	
					0.00
KBL67YR	Alpine FD		0.00		
BBF		10,000.00		10,000.00	
					0.00
KBL67YS	Altus FD		0.00		
BBF		3,340.00		3,340.00	
					0.00
KBL67YT	Anthonyville FD		0.00		

Fund	Fund Description	Beginning Balance			Ending Balance
Type	Type Description	Debits		Credits	
BBF		4,000.00		4,000.00	
					0.00
KBL67YU	**Anthonyville FD**		**0.00**		
BBF		15,000.00		15,000.00	
					0.00
KBL67YV	**Antioch VFD**		**0.00**		
BBF		3,000.00		3,000.00	
					0.00
KBL67YW	**Antoine FD**		**0.00**		
BBF		10,000.00		10,000.00	
					0.00
KBL67YX	**Arden FD**		**0.00**		
BBF		5,000.00		5,000.00	
					0.00
KBL67YY	**Elkins/Sprgdale Sr**		**0.00**		
BBF		87,000.00		87,000.00	
					0.00
KBL67YZ	**AR Red Cross**		**0.00**		
BBF		90,701.00		90,701.00	
					0.00
KBL67ZA	**AR Baptist Coll**		**0.00**		
BBF		14,000.00		14,000.00	
					0.00
KBL67ZB	**AR City Pk**		**0.00**		
BBF		10,000.00		10,000.00	
					0.00
KBL67ZC	**AR City RFD**		**0.00**		
BBF		10,000.00		10,000.00	
					0.00
KBL67ZD	**AR Coal Dom Viol**		**0.00**		
BBF		1,000.00		1,000.00	
					0.00
KBL67ZE	**AR Commitment**		**0.00**		
BBF		30,000.00		30,000.00	
					0.00
KBL67ZF	**3 Cheerleader**		**0.00**		
BBF		20,000.00		20,000.00	
					0.00
KBL67ZG	**AR Hunters Feed**		**0.00**		
BBF		75,000.00		75,000.00	
					0.00
KBL67ZH	**AR Minority Bus Dev**		**0.00**		
BBF		50,000.00		50,000.00	
					0.00
KBL67ZJ	**AR Prostate Canc**		**0.00**		
BBF		80,403.00		80,403.00	
					0.00
KBL67ZK	**AR River Valley Lib**		**0.00**		
BBF		5,000.00		5,000.00	
					0.00

Fund / Type	Fund Description / Type Description	Beginning Balance / Debits		Credits	Ending Balance
KBL67ZM	**AR State Fair**		**0.00**		
BBF		150,000.00		150,000.00	
					0.00
KBL67ZN	**AR Youth Suicide**		**0.00**		
BBF		50,000.00		50,000.00	
					0.00
KBL67ZP	**Arlene Cherry Lib**		**0.00**		
BBF		5,000.00		5,000.00	
					0.00
KBL67ZQ	**Armorel FD**		**0.00**		
BBF		2,500.00		2,500.00	
					0.00
KBL67ZR	**Arts Ctr**		**0.00**		
BBF		6,000.00		6,000.00	
					0.00
KBL67ZS	**Ashdown FD**		**0.00**		
BBF		5,000.00		5,000.00	
					0.00
KBL67ZT	**Ashdown Lib**		**0.00**		
BBF		20,000.00		20,000.00	
					0.00
KBL67ZU	**Athens FD**		**0.00**		
BBF		10,000.00		10,000.00	
					0.00
KBL67ZV	**Aubrey FD**		**0.00**		
BBF		5,000.00		5,000.00	
					0.00
KBL67ZW	**Austin FD**		**0.00**		
BBF		5,000.00		5,000.00	
					0.00
KBL67ZX	**Austin VFD**		**0.00**		
BBF		10,000.00		10,000.00	
					0.00
KBL67ZY	**Avoca FD**		**0.00**		
BBF		3,000.00		3,000.00	
					0.00
KBL67ZZ	**Bald Knob Fine Arts**		**0.00**		
BBF		2,500.00		2,500.00	
					0.00
KBL68AA	**Bald Knob FD**		**0.00**		
BBF		3,000.00		3,000.00	
					0.00
KBL68AB	**Ballman PTA**		**0.00**		
BBF		2,500.00		2,500.00	
					0.00
KBL68AC	**Banks VFD**		**0.00**		
BBF		500.00		500.00	
					0.00
KBL68AD	**Barling Sr Ctr**		**0.00**		
BBF		115,000.00		115,000.00	

Fund / Type	Fund Description / Type Description	Beginning Balance / Debits		Credits	Ending Balance
					0.00
KBL68AE	Barnes FD		0.00		
BBF		3,340.00		3,340.00	
					0.00
KBL68AF	Barton FD		0.00		
BBF		12,500.00		12,500.00	
					0.00
KBL68AG	Batesville FD		0.00		
BBF		5,000.00		5,000.00	
					0.00
KBL68AH	BatesvilleOutreach		0.00		
BBF		10,000.00		10,000.00	
					0.00
KBL68AJ	Bauxite FD		0.00		
BBF		2,500.00		2,500.00	
					0.00
KBL68AK	Bauxite FD		0.00		
BBF		6,250.00		6,250.00	
					0.00
KBL68AM	Baxter Co Fair		0.00		
BBF		65,000.00		65,000.00	
					0.00
KBL68AN	Bay FD		0.00		
BBF		1,000.00		1,000.00	
					0.00
KBL68AP	Bay Sr Ctr		0.00		
BBF		15,000.00		15,000.00	
					0.00
KBL68AQ	Bay Village/Cross		0.00		
BBF		10,000.00		10,000.00	
					0.00
KBL68AR	Bayliss FD		0.00		
BBF		3,000.00		3,000.00	
					0.00
KBL68AS	Bayou Meto Water		0.00		
BBF		113,000.00		113,000.00	
					0.00
KBL68AT	Beard PTA		0.00		
BBF		2,500.00		2,500.00	
					0.00
KBL68AU	Beaver Fork VFD		0.00		
BBF		9,500.00		9,500.00	
					0.00
KBL68AV	Beaver Lake FD		0.00		
BBF		3,000.00		3,000.00	
					0.00
KBL68AW	Beaverfork VFD		0.00		
BBF		5,000.00		5,000.00	
					0.00
KBL68AX	Beebe FD		0.00		

Fund / Type	Fund Description / Type Description	Beginning Balance / Debits		Credits	Ending Balance
BBF		3,000.00		3,000.00	
					0.00
KBL68AY	**Belair Science**		**0.00**		
BBF		1,000.00		1,000.00	
					0.00
KBL68AZ	**Bella Vista Van**		**0.00**		
BBF		20,000.00		20,000.00	
					0.00
KBL68BA	**Bella Vista Lib**		**0.00**		
BBF		30,000.00		30,000.00	
					0.00
KBL68BB	**Belle Point Ctr PTA**		**0.00**		
BBF		4,500.00		4,500.00	
					0.00
KBL68BC	**Ben FD**		**0.00**		
BBF		3,500.00		3,500.00	
					0.00
KBL68BD	**Ben Lomand Lib**		**0.00**		
BBF		5,000.00		5,000.00	
					0.00
KBL68BE	**Ben Lomand VFD**		**0.00**		
BBF		3,500.00		3,500.00	
					0.00
KBL68BF	**Benton B/G Club**		**0.00**		
BBF		10,000.00		10,000.00	
					0.00
KBL68BG	**Benton Co Shelter**		**0.00**		
BBF		20,000.00		20,000.00	
					0.00
KBL68BH	**Bentonville Lib**		**0.00**		
BBF		50,000.00		50,000.00	
					0.00
KBL68BJ	**Bergmon FD**		**0.00**		
BBF		3,833.00		3,833.00	
					0.00
KBL68BK	**Berlin FD**		**0.00**		
BBF		7,000.00		7,000.00	
					0.00
KBL68BM	**Berryville Kids**		**0.00**		
BBF		10,000.00		10,000.00	
					0.00
KBL68BN	**Bethel Hts PD**		**0.00**		
BBF		34,000.00		34,000.00	
					0.00
KBL68BP	**Bethesda VFD**		**0.00**		
BBF		1,000.00		1,000.00	
					0.00
KBL68BQ	**Big Fork #9 FD**		**0.00**		
BBF		1,500.00		1,500.00	
					0.00

Fund / Type	Fund Description / Type Description	Beginning Balance / Debits		Credits	Ending Balance
KBL68BR	**Biggers-Reyno FD**		**0.00**		
BBF		5,000.00		5,000.00	
					0.00
KBL68BS	**Bill Harmon Ctr**		**0.00**		
BBF		10,000.00		10,000.00	
					0.00
KBL68BT	**Bill Harmon Ctr**		**0.00**		
BBF		10,000.00		10,000.00	
					0.00
KBL68BU	**Bingen FD**		**0.00**		
BBF		2,000.00		2,000.00	
					0.00
KBL68BV	**Birdsong FD**		**0.00**		
BBF		2,500.00		2,500.00	
					0.00
KBL68BW	**Bismark RVFD**		**0.00**		
BBF		4,000.00		4,000.00	
					0.00
KBL68BX	**Black History**		**0.00**		
BBF		62,500.00		62,500.00	
					0.00
KBL68BY	**Black Oak FD**		**0.00**		
BBF		1,000.00		1,000.00	
					0.00
KBL68BZ	**Black River Tech**		**0.00**		
BBF		2,000.00		2,000.00	
					0.00
KBL68CA	**Black Rock VFD**		**0.00**		
BBF		2,000.00		2,000.00	
					0.00
KBL68CB	**Blevins FD**		**0.00**		
BBF		2,000.00		2,000.00	
					0.00
KBL68CC	**Blue Mtn City RFD**		**0.00**		
BBF		3,340.00		3,340.00	
					0.00
KBL68CD	**Bluff City FD**		**0.00**		
BBF		2,000.00		2,000.00	
					0.00
KBL68CE	**Board Camp #8 FD**		**0.00**		
BBF		1,500.00		1,500.00	
					0.00
KBL68CF	**Bodcaw VFD**		**0.00**		
BBF		2,000.00		2,000.00	
					0.00
KBL68CG	**Boggy Creek FD**		**0.00**		
BBF		5,000.00		5,000.00	
					0.00
KBL68CH	**Bohannan Mtn VFD**		**0.00**		
BBF		1,500.00		1,500.00	

Fund / Type	Fund Description / Type Description	Beginning Balance / Debits		Credits	Ending Balance
					0.00
KBL68CJ	Boles VFD		0.00		
BBF		5,000.00		5,000.00	
					0.00
KBL68CK	Bonanza RVFD		0.00		
BBF		5,000.00		5,000.00	
					0.00
KBL68CM	Bond Spl FD		0.00		
BBF		5,000.00		5,000.00	
					0.00
KBL68CN	Bonnerdale RVFD		0.00		
BBF		4,000.00		4,000.00	
					0.00
KBL68CP	Bonnerdale VFD		0.00		
BBF		10,000.00		10,000.00	
					0.00
KBL68CQ	Bonnerville PTA		0.00		
BBF		2,500.00		2,500.00	
					0.00
KBL68CR	Bono Sr Ctr		0.00		
BBF		20,000.00		20,000.00	
					0.00
KBL68CS	Bono Sr Ctr		0.00		
BBF		15,000.00		15,000.00	
					0.00
KBL68CT	Booker Bridge FD		0.00		
BBF		5,000.00		5,000.00	
					0.00
KBL68CU	Boone Co Fire		0.00		
BBF		24,167.00		24,167.00	
					0.00
KBL68CV	Boone Co Sr Ctr		0.00		
BBF		10,000.00		10,000.00	
					0.00
KBL68CW	Boone Co Sr Ctr		0.00		
BBF		10,000.00		10,000.00	
					0.00
KBL68CX	Boone Co Sr Ctr		0.00		
BBF		30,000.00		30,000.00	
					0.00
KBL68CY	Booneville B/G Club		0.00		
BBF		5,000.00		5,000.00	
					0.00
KBL68CZ	Booneville City FD		0.00		
BBF		3,340.00		3,340.00	
					0.00
KBL68DA	Booneville RFD		0.00		
BBF		3,340.00		3,340.00	
					0.00
KBL68DB	B/G Mississippi Co		0.00		

Fund	Fund Description	Beginning Balance		Ending Balance
Type	Type Description	Debits	Credits	
BBF		10,000.00	10,000.00	
				0.00
KBL68DC	**B/G Club of Paris**	**0.00**		
BBF		17,000.00	17,000.00	
				0.00
KBL68DD	**B/G Club Logan Co**	**0.00**		
BBF		17,000.00	17,000.00	
				0.00
KBL68DE	**Bradley Co RFD**	**0.00**		
BBF		500.00	500.00	
				0.00
KBL68DF	**Bradley VFD**	**0.00**		
BBF		4,000.00	4,000.00	
				0.00
KBL68DG	**Bradley/Drew**	**0.00**		
BBF		70,000.00	70,000.00	
				0.00
KBL68DH	**Branch RFD**	**0.00**		
BBF		15,000.00	15,000.00	
				0.00
KBL68DJ	**Bright Star VFD**	**0.00**		
BBF		4,000.00	4,000.00	
				0.00
KBL68DK	**Brinkley FD**	**0.00**		
BBF		5,000.00	5,000.00	
				0.00
KBL68DM	**Brookland FD**	**0.00**		
BBF		1,000.00	1,000.00	
				0.00
KBL68DN	**Bryant B/G Club**	**0.00**		
BBF		75,000.00	75,000.00	
				0.00
KBL68DP	**Bryant Methodist**	**0.00**		
BBF		55,000.00	55,000.00	
				0.00
KBL68DQ	**Bryant PD**	**0.00**		
BBF		20,000.00	20,000.00	
				0.00
KBL68DR	**Burdette FD**	**0.00**		
BBF		2,500.00	2,500.00	
				0.00
KBL68DS	**Bussey-Sharmon**	**0.00**		
BBF		2,000.00	2,000.00	
				0.00
KBL68DT	**Butlerville VFD**	**0.00**		
BBF		5,000.00	5,000.00	
				0.00
KBL68DU	**Butterfly Ministries**	**0.00**		
BBF		5,000.00	5,000.00	
				0.00

Fund / Type	Fund Description / Type Description	Beginning Balance / Debits		Credits	Ending Balance
KBL68DV	**C & S FD**		**0.00**		
BBF		5,000.00		5,000.00	
					0.00
KBL68DW	**C S & Z VFD**		**0.00**		
BBF		10,000.00		10,000.00	
					0.00
KBL68DX	**Cabot FD**		**0.00**		
BBF		5,000.00		5,000.00	
					0.00
KBL68DY	**Cabot Sr Citizen**		**0.00**		
BBF		5,000.00		5,000.00	
					0.00
KBL68DZ	**Caddo Gap FD**		**0.00**		
BBF		4,000.00		4,000.00	
					0.00
KBL68EA	**Caldwell FD**		**0.00**		
BBF		15,000.00		15,000.00	
					0.00
KBL68EB	**Cale FD**		**0.00**		
BBF		2,000.00		2,000.00	
					0.00
KBL68EC	**Calhoun Comm FD**		**0.00**		
BBF		2,000.00		2,000.00	
					0.00
KBL68ED	**Calion VFD**		**0.00**		
BBF		1,000.00		1,000.00	
					0.00
KBL68EE	**Calvert FD**		**0.00**		
BBF		2,000.00		2,000.00	
					0.00
KBL68EF	**Camden FD**		**0.00**		
BBF		2,000.00		2,000.00	
					0.00
KBL68EG	**Campus Tower**		**0.00**		
BBF		12,500.00		12,500.00	
					0.00
KBL68EH	**Cane Creek FD**		**0.00**		
BBF		2,000.00		2,000.00	
					0.00
KBL68EJ	**Caney Creek FD**		**0.00**		
BBF		500.00		500.00	
					0.00
KBL68EK	**Caney Creek FD**		**0.00**		
BBF		10,000.00		10,000.00	
					0.00
KBL68EM	**Caraway FD**		**0.00**		
BBF		1,000.00		1,000.00	
					0.00
KBL68EN	**Caraway Rodeo**		**0.00**		
BBF		18,100.00		18,100.00	

Fund / Type	Fund Description / Type Description	Beginning Balance / Debits		Credits	Ending Balance
					0.00
KBL68EP	Caraway Sr Ctr		0.00		
BBF		15,000.00		15,000.00	
					0.00
KBL68EQ	Totemeier Hort		0.00		
BBF		115,000.00		115,000.00	
					0.00
KBL68ER	Carlisle FD		0.00		
BBF		5,000.00		5,000.00	
					0.00
KBL68ES	Carnal PTA		0.00		
BBF		2,500.00		2,500.00	
					0.00
KBL68ET	Carroll Co Airport		0.00		
BBF		30,000.00		30,000.00	
					0.00
KBL68EU	Carroll Co Court		0.00		
BBF		25,000.00		25,000.00	
					0.00
KBL68EV	Carroll Co Hist Soc		0.00		
BBF		5,000.00		5,000.00	
					0.00
KBL68EW	Carthage VFD		0.00		
BBF		2,500.00		2,500.00	
					0.00
KBL68EX	Cato VFD		0.00		
BBF		5,000.00		5,000.00	
					0.00
KBL68EY	Cavanaugh PTA		0.00		
BBF		2,500.00		2,500.00	
					0.00
KBL68EZ	Cecil RFD		0.00		
BBF		15,000.00		15,000.00	
					0.00
KBL68FA	Cedarville FD		0.00		
BBF		5,000.00		5,000.00	
					0.00
KBL68FB	Cedarville Sr Ctr		0.00		
BBF		8,000.00		8,000.00	
					0.00
KBL68FC	Center Grove FD		0.00		
BBF		2,000.00		2,000.00	
					0.00
KBL68FD	Center Hill FD		0.00		
BBF		3,000.00		3,000.00	
					0.00
KBL68FE	Center Point VFD		0.00		
BBF		10,000.00		10,000.00	
					0.00
KBL68FF	Center VFD		0.00		

Fund	Fund Description	Beginning Balance			Ending Balance
Type	Type Description	Debits		Credits	
BBF		5,000.00		5,000.00	
					0.00
KBL68FG	**Central FD**		**0.00**		
BBF		20,000.00		20,000.00	
					0.00
KBL68FH	**Central Hi Visitors**		**0.00**		
BBF		50,000.00		50,000.00	
					0.00
KBL68FJ	**Central LR CDC**		**0.00**		
BBF		35,000.00		35,000.00	
					0.00
KBL68FK	**Central Pk Watch**		**0.00**		
BBF		4,000.00		4,000.00	
					0.00
KBL68FM	**Central VFD**		**0.00**		
BBF		3,500.00		3,500.00	
					0.00
KBL68FN	**Cerro Gordo FD**		**0.00**		
BBF		5,000.00		5,000.00	
					0.00
KBL68FP	**Chambersville**		**0.00**		
BBF		500.00		500.00	
					0.00
KBL68FQ	**Charleston RFD**		**0.00**		
BBF		15,000.00		15,000.00	
					0.00
KBL68FR	**Charlotte FD**		**0.00**		
BBF		5,000.00		5,000.00	
					0.00
KBL68FS	**Charlotte VFD**		**0.00**		
BBF		2,000.00		2,000.00	
					0.00
KBL68FT	**Cherokee Village**		**0.00**		
BBF		10,000.00		10,000.00	
					0.00
KBL68FU	**CherokeeVillage**		**0.00**		
BBF		5,000.00		5,000.00	
					0.00
KBL68FV	**Cherry Hill FD**		**0.00**		
BBF		25,000.00		25,000.00	
					0.00
KBL68FW	**Cherry Hill FD #7**		**0.00**		
BBF		1,500.00		1,500.00	
					0.00
KBL68FX	**Chicot Co Fair**		**0.00**		
BBF		10,000.00		10,000.00	
					0.00
KBL68FY	**Chidester FD**		**0.00**		
BBF		2,000.00		2,000.00	
					0.00

Fund / Type	Fund Description / Type Description	Beginning Balance / Debits		Credits	Ending Balance
KBL68FZ	**Pea Ridge**		**0.00**		
BBF		20,000.00		20,000.00	
					0.00
KBL68GA	**Alma Edal Pk/Trail**		**0.00**		
BBF		15,000.00		15,000.00	
					0.00
KBL68GB	**Altheimer**		**0.00**		
BBF		20,000.00		20,000.00	
					0.00
KBL68GC	**Altus**		**0.00**		
BBF		100,000.00		100,000.00	
					0.00
KBL68GD	**Altus**		**0.00**		
BBF		5,000.00		5,000.00	
					0.00
KBL68GE	**Arkadelphia Bus Pk**		**0.00**		
BBF		50,000.00		50,000.00	
					0.00
KBL68GF	**Bald Knob**		**0.00**		
BBF		25,000.00		25,000.00	
					0.00
KBL68GG	**Barling Sr Ctr**		**0.00**		
BBF		10,000.00		10,000.00	
					0.00
KBL68GH	**Bassett**		**0.00**		
BBF		10,000.00		10,000.00	
					0.00
KBL68GJ	**Bay**		**0.00**		
BBF		40,000.00		40,000.00	
					0.00
KBL68GK	**Bay Lib**		**0.00**		
BBF		1,500.00		1,500.00	
					0.00
KBL68GM	**Bay Sr Ctr**		**0.00**		
BBF		18,100.00		18,100.00	
					0.00
KBL68GN	**Beebe**		**0.00**		
BBF		15,000.00		15,000.00	
					0.00
KBL68GP	**Beebe**		**0.00**		
BBF		25,000.00		25,000.00	
					0.00
KBL68GQ	**Belleville**		**0.00**		
BBF		9,701.00		9,701.00	
					0.00
KBL68GS	**Birdsong**		**0.00**		
BBF		15,000.00		15,000.00	
					0.00
KBL68GT	**Blytheville**		**0.00**		
BBF		37,000.00		37,000.00	

Fund / Type	Fund Description / Type Description	Beginning Balance / Debits		Credits	Ending Balance
					0.00
KBL68GU	Limited Child Inc		0.00		
BBF		5,000.00		5,000.00	
					0.00
KBL68GV	Booneville		0.00		
BBF		5,000.00		5,000.00	
					0.00
KBL68GW	Booneville Airport		0.00		
BBF		20,000.00		20,000.00	
					0.00
KBL68GX	Branch		0.00		
BBF		15,000.00		15,000.00	
					0.00
KBL68GY	Brentwood Pk		0.00		
BBF		75,000.00		75,000.00	
					0.00
KBL68GZ	Brookland		0.00		
BBF		40,000.00		40,000.00	
					0.00
KBL68HA	Brookland		0.00		
BBF		18,100.00		18,100.00	
					0.00
KBL68HB	Calico Rock		0.00		
BBF		20,000.00		20,000.00	
					0.00
KBL68HC	Cammack Village		0.00		
BBF		80,000.00		80,000.00	
					0.00
KBL68HD	Caraway		0.00		
BBF		20,000.00		20,000.00	
					0.00
KBL68HE	Caraway		0.00		
BBF		50,000.00		50,000.00	
					0.00
KBL68HF	Carlisle		0.00		
BBF		350,000.00		350,000.00	
					0.00
KBL68HG	Casa		0.00		
BBF		20,000.00		20,000.00	
					0.00
KBL68HH	Cash		0.00		
BBF		15,000.00		15,000.00	
					0.00
KBL68HJ	Cave City		0.00		
BBF		7,500.00		7,500.00	
					0.00
KBL68HK	Charleston Ctr		0.00		
BBF		125,000.00		125,000.00	
					0.00
KBL68HM	Charleston Rodeo		0.00		

Fund	Fund Description	Beginning Balance		Ending Balance
Type	Type Description	Debits	Credits	
BBF		110,000.00	110,000.00	
				0.00
KBL68HN	**Cherry Valley FD**	**0.00**		
BBF		25,000.00	25,000.00	
				0.00
KBL68HP	**Clarendon**	**0.00**		
BBF		10,000.00	10,000.00	
				0.00
KBL68HQ	**Corning**	**0.00**		
BBF		35,000.00	35,000.00	
				0.00
KBL68HR	**Crossett Centl Pk**	**0.00**		
BBF		20,000.00	20,000.00	
				0.00
KBL68HS	**Crossett Wiggins**	**0.00**		
BBF		23,000.00	23,000.00	
				0.00
KBL68HT	**Cushman**	**0.00**		
BBF		5,000.00	5,000.00	
				0.00
KBL68HU	**Datto**	**0.00**		
BBF		10,000.00	10,000.00	
				0.00
KBL68HV	**Dermott**	**0.00**		
BBF		15,000.00	15,000.00	
				0.00
KBL68HW	**Delta Produce Mkt**	**0.00**		
BBF		35,000.00	35,000.00	
				0.00
KBL68HX	**Earle FD**	**0.00**		
BBF		19,000.00	19,000.00	
				0.00
KBL68HY	**Earle**	**0.00**		
BBF		34,000.00	34,000.00	
				0.00
KBL68HZ	**Earle City Lib**	**0.00**		
BBF		2,000.00	2,000.00	
				0.00
KBL68JA	**Egypt**	**0.00**		
BBF		15,000.00	15,000.00	
				0.00
KBL68JB	**Elaine**	**0.00**		
BBF		10,700.00	10,700.00	
				0.00
KBL68JC	**Eudora**	**0.00**		
BBF		7,000.00	7,000.00	
				0.00
KBL68JD	**Scull Creek Trail**	**0.00**		
BBF		55,000.00	55,000.00	
				0.00

Fund / Type	Fund Description / Type Description	Beginning Balance / Debits		Credits	Ending Balance
KBL68JE	**Kelly Pk Ball Field**		**0.00**		
BBF		41,000.00		41,000.00	
					0.00
KBL68JF	**Fouche**		**0.00**		
BBF		100,000.00		100,000.00	
					0.00
KBL68JG	**Fountain Lake**		**0.00**		
BBF		5,000.00		5,000.00	
					0.00
KBL68JH	**Garner**		**0.00**		
BBF		15,000.00		15,000.00	
					0.00
KBL68JJ	**Garner**		**0.00**		
BBF		7,500.00		7,500.00	
					0.00
KBL68JK	**Georgetown**		**0.00**		
BBF		7,500.00		7,500.00	
					0.00
KBL68JM	**Gilmore**		**0.00**		
BBF		3,000.00		3,000.00	
					0.00
KBL68JN	**Green Forest**		**0.00**		
BBF		20,000.00		20,000.00	
					0.00
KBL68JP	**Greenwood Creek**		**0.00**		
BBF		25,000.00		25,000.00	
					0.00
KBL68JQ	**Greenwood**		**0.00**		
BBF		10,000.00		10,000.00	
					0.00
KBL68JR	**Greenwood FD**		**0.00**		
BBF		5,000.00		5,000.00	
					0.00
KBL68JS	**Greenwood PD**		**0.00**		
BBF		5,000.00		5,000.00	
					0.00
KBL68JT	**Griffithville**		**0.00**		
BBF		7,500.00		7,500.00	
					0.00
KBL68JU	**Hackett City Pk**		**0.00**		
BBF		5,000.00		5,000.00	
					0.00
KBL68JV	**Hamburg Pks/Rec**		**0.00**		
BBF		10,000.00		10,000.00	
					0.00
KBL68JW	**Hardy**		**0.00**		
BBF		5,000.00		5,000.00	
					0.00
KBL68JX	**Hartford City Mus**		**0.00**		
BBF		5,000.00		5,000.00	

Fund / Type	Fund Description / Type Description	Beginning Balance / Debits		Credits	Ending Balance
					0.00
KBL68JY	Hartford Alexander		0.00		
BBF		5,000.00		5,000.00	
					0.00
KBL68JZ	Hartford Vet/Miner		0.00		
BBF		5,000.00		5,000.00	
					0.00
KBL68KA	JW Hamilton Mus		0.00		
BBF		5,000.00		5,000.00	
					0.00
KBL68KB	Helena Ctr		0.00		
BBF		10,000.00		10,000.00	
					0.00
KBL68KC	Helena Pool		0.00		
BBF		10,000.00		10,000.00	
					0.00
KBL68KD	Helena		0.00		
BBF		12,500.00		12,500.00	
					0.00
KBL68KE	Higginson		0.00		
BBF		15,000.00		15,000.00	
					0.00
KBL68KF	Highland		0.00		
BBF		3,000.00		3,000.00	
					0.00
KBL68KG	Holly Grove		0.00		
BBF		10,000.00		10,000.00	
					0.00
KBL68KH	Horseshoe Lake		0.00		
BBF		3,000.00		3,000.00	
					0.00
KBL68KJ	Hunter FD		0.00		
BBF		25,000.00		25,000.00	
					0.00
KBL68KK	Huttig City Pk		0.00		
BBF		5,000.00		5,000.00	
					0.00
KBL68KM	Jacksonport FD		0.00		
BBF		20,000.00		20,000.00	
					0.00
KBL68KQ	Jeanette		0.00		
BBF		3,000.00		3,000.00	
					0.00
KBL68KR	Jeanette		0.00		
BBF		10,000.00		10,000.00	
					0.00
KBL68KS	Jericho		0.00		
BBF		3,000.00		3,000.00	
					0.00
KBL68KT	Joiner		0.00		

Fund	Fund Description	Beginning Balance			Ending Balance
Type	Type Description	Debits		Credits	
BBF		20,000.00		20,000.00	
					0.00
KBL68KU	**Jonesboro**		**0.00**		
BBF		30,000.00		30,000.00	
					0.00
KBL68KV	**Jonesboro Pk**		**0.00**		
BBF		10,000.00		10,000.00	
					0.00
KBL68KW	**Jonesboro Pks/Rec**		**0.00**		
BBF		5,000.00		5,000.00	
					0.00
KBL68KX	**Judsonia**		**0.00**		
BBF		15,000.00		15,000.00	
					0.00
KBL68KY	**Judsonia**		**0.00**		
BBF		15,000.00		15,000.00	
					0.00
KBL68KZ	**Junction City**		**0.00**		
BBF		20,000.00		20,000.00	
					0.00
KBL68MA	**Kensett FD**		**0.00**		
BBF		10,000.00		10,000.00	
					0.00
KBL68MB	**Kensett**		**0.00**		
BBF		20,000.00		20,000.00	
					0.00
KBL68MC	**Kibler City Pk/Mun**		**0.00**		
BBF		15,000.00		15,000.00	
					0.00
KBL68MD	**Knobel**		**0.00**		
BBF		35,000.00		35,000.00	
					0.00
KBL68ME	**Lake City**		**0.00**		
BBF		55,000.00		55,000.00	
					0.00
KBL68MF	**Lake Village**		**0.00**		
BBF		10,000.00		10,000.00	
					0.00
KBL68MG	**Lakeview**		**0.00**		
BBF		10,700.00		10,700.00	
					0.00
KBL68MH	**Lavaca Sr Ctr**		**0.00**		
BBF		10,000.00		10,000.00	
					0.00
KBL68MJ	**Lavaca**		**0.00**		
BBF		15,000.00		15,000.00	
					0.00
KBL68MK	**Leola**		**0.00**		
BBF		20,000.00		20,000.00	
					0.00

Fund / Type	Fund Description / Type Description	Beginning Balance / Debits		Credits	Ending Balance
KBL68MM	**Lexa**		**0.00**		
BBF		10,700.00		10,700.00	
					0.00
KBL68MN	**AR River Trail**		**0.00**		
BBF		1,033,000.00		1,033,000.00	
					0.00
KBL68MP	**Stagecoach Rd Ctr**		**0.00**		
BBF		5,000.00		5,000.00	
					0.00
KBL68MQ	**Stagecoach Rd FD**		**0.00**		
BBF		5,000.00		5,000.00	
					0.00
KBL68MR	**Ottenheimer Pk**		**0.00**		
BBF		29,000.00		29,000.00	
					0.00
KBL68MS	**LR Animal Svc Dept**		**0.00**		
BBF		75,000.00		75,000.00	
					0.00
KBL68MT	**Ottenheimer Sr**		**0.00**		
BBF		17,000.00		17,000.00	
					0.00
KBL68MU	**Louann City Pk**		**0.00**		
BBF		4,701.00		4,701.00	
					0.00
KBL68MV	**Luxora**		**0.00**		
BBF		31,000.00		31,000.00	
					0.00
KBL68MW	**Magnolia**		**0.00**		
BBF		5,000.00		5,000.00	
					0.00
KBL68MX	**Mansfield City Pk**		**0.00**		
BBF		5,000.00		5,000.00	
					0.00
KBL68MY	**Marianna**		**0.00**		
BBF		14,000.00		14,000.00	
					0.00
KBL68MZ	**Marianna**		**0.00**		
BBF		10,700.00		10,700.00	
					0.00
KBL68NA	**Marvell Water Dept**		**0.00**		
BBF		25,000.00		25,000.00	
					0.00
KBL68NB	**Maumelle Vets**		**0.00**		
BBF		27,000.00		27,000.00	
					0.00
KBL68NC	**Maumelle PD**		**0.00**		
BBF		5,000.00		5,000.00	
					0.00
KBL68ND	**Maumelle Ball Pk**		**0.00**		
BBF		25,000.00		25,000.00	

Fund / Type	Fund Description / Type Description	Beginning Balance / Debits		Credits	Ending Balance
					0.00
KBL68NE	Maumelle PD		0.00		
BBF		25,000.00		25,000.00	
					0.00
KBL68NF	Mayflower		0.00		
BBF		5,000.00		5,000.00	
					0.00
KBL68NG	Mayflower Pks Dept		0.00		
BBF		6,000.00		6,000.00	
					0.00
KBL68NH	McCrory FD		0.00		
BBF		10,000.00		10,000.00	
					0.00
KBL68NJ	McGehee Pks/Rec		0.00		
BBF		10,000.00		10,000.00	
					0.00
KBL68NK	McGehee Depot		0.00		
BBF		20,000.00		20,000.00	
					0.00
KBL68NM	McRae		0.00		
BBF		15,000.00		15,000.00	
					0.00
KBL68NN	McRae		0.00		
BBF		15,000.00		15,000.00	
					0.00
KBL68NP	Mena Comp		0.00		
BBF		50,000.00		50,000.00	
					0.00
KBL68NQ	Menifee City Pk		0.00		
BBF		15,000.00		15,000.00	
					0.00
KBL68NR	Menifee		0.00		
BBF		40,000.00		40,000.00	
					0.00
KBL68NS	Mitchellville		0.00		
BBF		30,000.00		30,000.00	
					0.00
KBL68NT	Monette Youth Club		0.00		
BBF		15,000.00		15,000.00	
					0.00
KBL68NU	Monette City Hall		0.00		
BBF		63,100.00		63,100.00	
					0.00
KBL68NV	Monticello Pks/Rec		0.00		
BBF		60,000.00		60,000.00	
					0.00
KBL68NW	Mtn Pine Ctr		0.00		
BBF		85,000.00		85,000.00	
					0.00
KBL68NX	Mtn View		0.00		

Fund	Fund Description	Beginning Balance		Ending Balance
Type	Type Description	Debits	Credits	
BBF		50,000.00	50,000.00	
				0.00
KBL68NY	Natural Dam FD	0.00		
BBF		80,000.00	80,000.00	
				0.00
KBL68NZ	Natural Dam	0.00		
BBF		75,000.00	75,000.00	
				0.00
KBL68PA	Newark Sr Ctr	0.00		
BBF		10,000.00	10,000.00	
				0.00
KBL68PB	Nimmons	0.00		
BBF		10,000.00	10,000.00	
				0.00
KBL68PC	Oak Grove Hts Pk	0.00		
BBF		25,000.00	25,000.00	
				0.00
KBL68PD	O'Kean	0.00		
BBF		3,000.00	3,000.00	
				0.00
KBL68PE	Paragould FD	0.00		
BBF		60,000.00	60,000.00	
				0.00
KBL68PF	Paris Pk	0.00		
BBF		5,000.00	5,000.00	
				0.00
KBL68PG	Won Street	0.00		
BBF		200,000.00	200,000.00	
				0.00
KBL68PH	Perryville Ctr	0.00		
BBF		50,000.00	50,000.00	
				0.00
KBL68PJ	Piggott	0.00		
BBF		30,000.00	30,000.00	
				0.00
KBL68PK	PB Pks/Rec Dept	0.00		
BBF		50,000.00	50,000.00	
				0.00
KBL68PM	Pleas Plains Sr Ctr	0.00		
BBF		50,000.00	50,000.00	
				0.00
KBL68PN	Plumerville	0.00		
BBF		30,000.00	30,000.00	
				0.00
KBL68PP	Plumerville	0.00		
BBF		30,000.00	30,000.00	
				0.00
KBL68PQ	Pocahontas Comp	0.00		
BBF		25,000.00	25,000.00	
				0.00

Fund / Type	Fund Description / Type Description	Beginning Balance / Debits		Credits	Ending Balance
KBL68PR	**Poyen**		**0.00**		
BBF		20,000.00		20,000.00	
					0.00
KBL68PS	**Prattsville**		**0.00**		
BBF		20,000.00		20,000.00	
					0.00
KBL68PT	**Princeton Ctr**		**0.00**		
BBF		10,000.00		10,000.00	
					0.00
KBL68PU	**Rector**		**0.00**		
BBF		35,000.00		35,000.00	
					0.00
KBL68PV	**Redfield Pk**		**0.00**		
BBF		20,000.00		20,000.00	
					0.00
KBL68PW	**Rison Ctr**		**0.00**		
BBF		36,091.00		36,091.00	
					0.00
KBL68PX	**Rison Water/Sewer**		**0.00**		
BBF		268,610.00		268,610.00	
					0.00
KBL68PY	**Rogers Frisco Pk**		**0.00**		
BBF		50,000.00		50,000.00	
					0.00
KBL68PZ	**Rogers Wellness**		**0.00**		
BBF		200,000.00		200,000.00	
					0.00
KBL68QA	**Russellville Pool**		**0.00**		
BBF		10,000.00		10,000.00	
					0.00
KBL68QB	**Sheridan**		**0.00**		
BBF		20,000.00		20,000.00	
					0.00
KBL68QC	**Sparkman**		**0.00**		
BBF		14,000.00		14,000.00	
					0.00
KBL68QD	**St Paul City Hall**		**0.00**		
BBF		20,000.00		20,000.00	
					0.00
KBL68QE	**Star City Civic Ctr**		**0.00**		
BBF		90,000.00		90,000.00	
					0.00
KBL68QF	**Strong City Pk**		**0.00**		
BBF		10,000.00		10,000.00	
					0.00
KBL68QG	**Strong Pk**		**0.00**		
BBF		5,000.00		5,000.00	
					0.00
KBL68QH	**Texarkana State Line Ave**		**0.00**		
BBF		40,000.00		40,000.00	

Fund / Type	Fund Description / Type Description	Beginning Balance / Debits		Credits	Ending Balance
					0.00
KBL68QJ	McDonald Ln		0.00		
BBF		67,500.00		67,500.00	
					0.00
KBL68QK	Tuckerman Sr Ctr		0.00		
BBF		40,000.00		40,000.00	
					0.00
KBL68QM	Tull		0.00		
BBF		20,000.00		20,000.00	
					0.00
KBL68QN	Tupelo Ctr		0.00		
BBF		15,000.00		15,000.00	
					0.00
KBL68QP	Turell		0.00		
BBF		3,000.00		3,000.00	
					0.00
KBL68QQ	Tyronza Pk/Play		0.00		
BBF		10,000.00		10,000.00	
					0.00
KBL68QR	Uniontown Pk		0.00		
BBF		90,000.00		90,000.00	
					0.00
KBL68QS	Wabbaseka Rec		0.00		
BBF		10,000.00		10,000.00	
					0.00
KBL68QT	Waldenburg		0.00		
BBF		16,000.00		16,000.00	
					0.00
KBL68QU	Waldron City Pk		0.00		
BBF		5,000.00		5,000.00	
					0.00
KBL68QV	Warren Ball Field		0.00		
BBF		30,000.00		30,000.00	
					0.00
KBL68QW	Weiner Warning		0.00		
BBF		16,000.00		16,000.00	
					0.00
KBL68QX	W Helena		0.00		
BBF		12,500.00		12,500.00	
					0.00
KBL68QY	West Point		0.00		
BBF		7,500.00		7,500.00	
					0.00
KBL68QZ	White Hall Ctr		0.00		
BBF		300,000.00		300,000.00	
					0.00
KBL68RA	White Hall		0.00		
BBF		300,000.00		300,000.00	
					0.00
KBL68RB	Wilson		0.00		

Fund / Type	Fund Description / Type Description	Beginning Balance / Debits		Credits	Ending Balance
BBF		40,000.00		40,000.00	
					0.00
KBL68RC	**City Team Youth Ctr**		**0.00**		
BBF		3,500.00		3,500.00	
					0.00
KBL68RD	**Clarendon FD**		**0.00**		
BBF		5,000.00		5,000.00	
					0.00
KBL68RE	**Clark Co Mus**		**0.00**		
BBF		25,000.00		25,000.00	
					0.00
KBL68RF	**Clarksville FD**		**0.00**		
BBF		3,000.00		3,000.00	
					0.00
KBL68RG	**Claude Parrish Rad**		**0.00**		
BBF		50,000.00		50,000.00	
					0.00
KBL68RH	**Clay Co Lib**		**0.00**		
BBF		21,000.00		21,000.00	
					0.00
KBL68RJ	**Cleburne Co Fair**		**0.00**		
BBF		50,000.00		50,000.00	
					0.00
KBL68RM	**Clifty FD**		**0.00**		
BBF		1,500.00		1,500.00	
					0.00
KBL68RN	**Clover Bend VFD**		**0.00**		
BBF		2,000.00		2,000.00	
					0.00
KBL68RP	**Cloverbend Hist**		**0.00**		
BBF		2,000.00		2,000.00	
					0.00
KBL68RQ	**Coal Hill FD**		**0.00**		
BBF		3,000.00		3,000.00	
					0.00
KBL68RR	**Collville FD**		**0.00**		
BBF		2,500.00		2,500.00	
					0.00
KBL68RS	**Collins Theater**		**0.00**		
BBF		7,500.00		7,500.00	
					0.00
KBL68RT	**Columbia Co Fair**		**0.00**		
BBF		40,000.00		40,000.00	
					0.00
KBL68RU	**Columbus FD**		**0.00**		
BBF		2,000.00		2,000.00	
					0.00
KBL68RV	**Black Bass/Beaver**		**0.00**		
BBF		10,000.00		10,000.00	
					0.00

Fund / Type	Fund Description / Type Description	Beginning Balance / Debits		Credits	Ending Balance
KBL68RW	**Hughes Rec Ctr**		**0.00**		
BBF		5,000.00		5,000.00	
					0.00
KBL68RX	**Comp Ministries**		**0.00**		
BBF		1,000.00		1,000.00	
					0.00
KBL68RY	**Compton FD**		**0.00**		
BBF		1,500.00		1,500.00	
					0.00
KBL68RZ	**Concord Ball Pk**		**0.00**		
BBF		25,000.00		25,000.00	
					0.00
KBL68SA	**Concord FD**		**0.00**		
BBF		5,000.00		5,000.00	
					0.00
KBL68SB	**Continental League**		**0.00**		
BBF		5,000.00		5,000.00	
					0.00
KBL68SC	**Conway B/G Club**		**0.00**		
BBF		15,000.00		15,000.00	
					0.00
KBL68SD	**Conway Co 911**		**0.00**		
BBF		100,000.00		100,000.00	
					0.00
KBL68SE	**Conway Co Rialto**		**0.00**		
BBF		54,701.00		54,701.00	
					0.00
KBL68SF	**Conway Dev Corp**		**0.00**		
BBF		155,000.00		155,000.00	
					0.00
KBL68SG	**Conway Health**		**0.00**		
BBF		10,000.00		10,000.00	
					0.00
KBL68SH	**Cooterneck VFD**		**0.00**		
BBF		2,000.00		2,000.00	
					0.00
KBL68SK	**Cord VFD**		**0.00**		
BBF		2,000.00		2,000.00	
					0.00
KBL68SM	**Corley Mtn RFD**		**0.00**		
BBF		3,340.00		3,340.00	
					0.00
KBL68SN	**Cornerstone SE AR**		**0.00**		
BBF		5,000.00		5,000.00	
					0.00
KBL68SP	**Corning FD**		**0.00**		
BBF		10,000.00		10,000.00	
					0.00
KBL68SQ	**Corning Lib**		**0.00**		
BBF		8,000.00		8,000.00	

Fund	Fund Description	Beginning Balance			Ending Balance
Type	Type Description	Debits		Credits	
					0.00
KBL68SR	Cossatot VFD		0.00		
BBF		3,500.00		3,500.00	
					0.00
KBL68SS	Cotter VFD		0.00		
BBF		10,714.00		10,714.00	
					0.00
KBL68ST	Cotter-Gassville FD		0.00		
BBF		10,714.00		10,714.00	
					0.00
KBL68SU	Cotton Plant FD		0.00		
BBF		5,000.00		5,000.00	
					0.00
KBL68SV	Cotton Shed VFD		0.00		
BBF		3,500.00		3,500.00	
					0.00
KBL68SW	County Line #2 FD		0.00		
BBF		3,000.00		3,000.00	
					0.00
KBL68SX	County Line RFD		0.00		
BBF		500.00		500.00	
					0.00
KBL68SY	County Line VFD		0.00		
BBF		3,500.00		3,500.00	
					0.00
KBL68SZ	Cove Creek/Pearson FD		0.00		
BBF		5,000.00		5,000.00	
					0.00
KBL68TA	Cove FD-Cove #3		0.00		
BBF		1,500.00		1,500.00	
					0.00
KBL68TB	Cove RVFD		0.00		
BBF		1,500.00		1,500.00	
					0.00
KBL68TC	Coy FD		0.00		
BBF		5,000.00		5,000.00	
					0.00
KBL68TD	Craighead Co Lib		0.00		
BBF		2,500.00		2,500.00	
					0.00
KBL68TE	Craighead Co Sher		0.00		
BBF		2,000.00		2,000.00	
					0.00
KBL68TF	Crawford Co Ed		0.00		
BBF		70,000.00		70,000.00	
					0.00
KBL68TG	Crawford Co #5		0.00		
BBF		75,000.00		75,000.00	
					0.00
KBL68TH	Crittenden Co Mus		0.00		

Fund	Fund Description	Beginning Balance		Ending Balance
Type	Type Description	Debits	Credits	
BBF		2,000.00	2,000.00	
				0.00
KBL68TJ	Cross Co Ind Dev	0.00		
BBF		250,000.00	250,000.00	
				0.00
KBL68TK	Crossett Complex	0.00		
BBF		25,000.00	25,000.00	
				0.00
KBL68TM	Crossett Riding	0.00		
BBF		15,000.00	15,000.00	
				0.00
KBL68TN	Crossett Sr Ctr	0.00		
BBF		14,000.00	14,000.00	
				0.00
KBL68TP	Crossett Complex	0.00		
BBF		12,000.00	12,000.00	
				0.00
KBL68TQ	Crossroads FD	0.00		
BBF		2,000.00	2,000.00	
				0.00
KBL68TR	Crossroads FD	0.00		
BBF		2,500.00	2,500.00	
				0.00
KBL68TS	Crows Stn FD	0.00		
BBF		2,500.00	2,500.00	
				0.00
KBL68TT	Crows Stn VFD	0.00		
BBF		25,000.00	25,000.00	
				0.00
KBL68TU	Crystal FD	0.00		
BBF		2,500.00	2,500.00	
				0.00
KBL68TV	Daisy FD	0.00		
BBF		10,000.00	10,000.00	
				0.00
KBL68TW	Dallas Co Hosp	0.00		
BBF		25,000.00	25,000.00	
				0.00
KBL68TX	Dallas Co Lib	0.00		
BBF		10,000.00	10,000.00	
				0.00
KBL68TY	Dallas Valley VFD	0.00		
BBF		1,500.00	1,500.00	
				0.00
KBL68TZ	Dalton Comm VFD	0.00		
BBF		5,000.00	5,000.00	
				0.00
KBL68UA	Danville Sr Ctr	0.00		
BBF		5,000.00	5,000.00	
				0.00

Fund / Type	Fund Description / Type Description	Beginning Balance / Debits		Credits	Ending Balance
KBL68UB	**Dardanelle Sr Ctr**		**0.00**		
BBF		10,000.00		10,000.00	
					0.00
KBL68UC	**Dayton Comm**		**0.00**		
BBF		12,000.00		12,000.00	
					0.00
KBL68UD	**DeQueen VFD**		**0.00**		
BBF		3,500.00		3,500.00	
					0.00
KBL68UE	**DeAnn FD**		**0.00**		
BBF		2,000.00		2,000.00	
					0.00
KBL68UF	**Deer VFD**		**0.00**		
BBF		1,500.00		1,500.00	
					0.00
KBL68UG	**Delaplaine FD**		**0.00**		
BBF		10,000.00		10,000.00	
					0.00
KBL68UH	**Delaware RFD**		**0.00**		
BBF		3,340.00		3,340.00	
					0.00
KBL68UJ	**Delight RVFD**		**0.00**		
BBF		10,000.00		10,000.00	
					0.00
KBL68UK	**Delight VFD**		**0.00**		
BBF		10,000.00		10,000.00	
					0.00
KBL68UM	**Delta Coll Prep**		**0.00**		
BBF		24,700.00		24,700.00	
					0.00
KBL68UN	**Delta 1st Ecumen**		**0.00**		
BBF		8,000.00		8,000.00	
					0.00
KBL68UP	**Dermott Clinic**		**0.00**		
BBF		25,000.00		25,000.00	
					0.00
KBL68UQ	**Dermott RFD**		**0.00**		
BBF		10,000.00		10,000.00	
					0.00
KBL68UR	**Dermott Sr Ctr**		**0.00**		
BBF		10,000.00		10,000.00	
					0.00
KBL68US	**Desha VFD**		**0.00**		
BBF		5,000.00		5,000.00	
					0.00
KBL68UT	**Diaz VFD**		**0.00**		
BBF		20,000.00		20,000.00	
					0.00
KBL68UU	**Dierks FD**		**0.00**		
BBF		10,000.00		10,000.00	

Fund / Type	Fund Description / Type Description	Beginning Balance / Debits		Credits	Ending Balance
					0.00
KBL68UV	Dist 6 RFD		0.00		
BBF		4,000.00		4,000.00	
					0.00
KBL68UW	Dodd Mtn FD		0.00		
BBF		3,500.00		3,500.00	
					0.00
KBL68UX	Doddridge Ctr		0.00		
BBF		2,701.00		2,701.00	
					0.00
KBL68UY	Doddridge VFD		0.00		
BBF		4,000.00		4,000.00	
					0.00
KBL68UZ	Dorcas House		0.00		
BBF		1,000.00		1,000.00	
					0.00
KBL68VA	Downtown Jonesboro		0.00		
BBF		5,000.00		5,000.00	
					0.00
KBL68VB	Drasco FD		0.00		
BBF		5,000.00		5,000.00	
					0.00
KBL68VC	Drew Co Clerk		0.00		
BBF		3,000.00		3,000.00	
					0.00
KBL68VD	Driggs RFD		0.00		
BBF		3,340.00		3,340.00	
					0.00
KBL68VE	Dyer FD		0.00		
BBF		5,000.00		5,000.00	
					0.00
KBL68VF	Eagle Crest FD		0.00		
BBF		5,000.00		5,000.00	
					0.00
KBL68VG	Earle FD		0.00		
BBF		4,000.00		4,000.00	
					0.00
KBL68VH	E AR Enterprise		0.00		
BBF		20,000.00		20,000.00	
					0.00
KBL68VJ	E AR Enterprise		0.00		
BBF		25,000.00		25,000.00	
					0.00
KBL68VK	E Camden VFD		0.00		
BBF		1,000.00		1,000.00	
					0.00
KBL68VM	E Cypress FD		0.00		
BBF		5,000.00		5,000.00	
					0.00
KBL68VN	E Cypress VFD		0.00		

Fund / Type	Fund Description / Type Description	Beginning Balance / Debits		Credits	Ending Balance
BBF		15,000.00		15,000.00	
					0.00
KBL68VP	**E End After School**		**0.00**		
BBF		20,000.00		20,000.00	
					0.00
KBL68VQ	**East End FD**		**0.00**		
BBF		6,250.00		6,250.00	
					0.00
KBL68VR	**E Monroe Co VFD**		**0.00**		
BBF		10,000.00		10,000.00	
					0.00
KBL68VS	**E Ogden FD**		**0.00**		
BBF		5,000.00		5,000.00	
					0.00
KBL68VT	**E Pulaski FD**		**0.00**		
BBF		5,000.00		5,000.00	
					0.00
KBL68VU	**Heron Ctr**		**0.00**		
BBF		5,000.00		5,000.00	
					0.00
KBL68VV	**Eden Pk Watch**		**0.00**		
BBF		3,000.00		3,000.00	
					0.00
KBL68VW	**Edmonson PD/FD**		**0.00**		
BBF		30,000.00		30,000.00	
					0.00
KBL68VX	**El Paso VFD**		**0.00**		
BBF		3,000.00		3,000.00	
					0.00
KBL68VY	**Elkins FD**		**0.00**		
BBF		20,000.00		20,000.00	
					0.00
KBL68VZ	**Elliot VFD**		**0.00**		
BBF		1,000.00		1,000.00	
					0.00
KBL68WA	**Elm Sprgs PD**		**0.00**		
BBF		34,000.00		34,000.00	
					0.00
KBL68WB	**Elmwood Cem**		**0.00**		
BBF		25,000.00		25,000.00	
					0.00
KBL68WC	**Emerson FD**		**0.00**		
BBF		2,000.00		2,000.00	
					0.00
KBL68WD	**Emmet VFD**		**0.00**		
BBF		2,000.00		2,000.00	
					0.00
KBL68WE	**EMP RVFD**		**0.00**		
BBF		5,000.00		5,000.00	
					0.00

Fund / Type	Fund Description / Type Description	Beginning Balance / Debits		Credits	Ending Balance
KBL68WF	**Eng Acres Nghbr**		**0.00**		
BBF		100,000.00		100,000.00	
					0.00
KBL68WG	**England FD**		**0.00**		
BBF		5,000.00		5,000.00	
					0.00
KBL68WH	**Enola VFD**		**0.00**		
BBF		15,000.00		15,000.00	
					0.00
KBL68WJ	**Eudora RFD**		**0.00**		
BBF		10,000.00		10,000.00	
					0.00
KBL68WK	**Eureka Kids**		**0.00**		
BBF		10,000.00		10,000.00	
					0.00
KBL68WM	**Evans Boys Club**		**0.00**		
BBF		10,000.00		10,000.00	
					0.00
KBL68WN	**Fair Oaks/Cross Co**		**0.00**		
BBF		10,000.00		10,000.00	
					0.00
KBL68WP	**Faircrest VFD**		**0.00**		
BBF		1,000.00		1,000.00	
					0.00
KBL68WQ	**Fairhills VFD**		**0.00**		
BBF		2,000.00		2,000.00	
					0.00
KBL68WR	**Fairview PTA**		**0.00**		
BBF		2,500.00		2,500.00	
					0.00
KBL68WS	**Faith/Love/Hope Ctr**		**0.00**		
BBF		10,000.00		10,000.00	
					0.00
KBL68WT	**Fam CDC**		**0.00**		
BBF		2,500.00		2,500.00	
					0.00
KBL68WU	**Fam Resource Ctr**		**0.00**		
BBF		20,000.00		20,000.00	
					0.00
KBL68WV	**Fargo FD**		**0.00**		
BBF		5,000.00		5,000.00	
					0.00
KBL68WW	**Farmington Lib**		**0.00**		
BBF		10,000.00		10,000.00	
					0.00
KBL68WX	**Farmington Sr Ctr**		**0.00**		
BBF		40,000.00		40,000.00	
					0.00
KBL68WY	**Faulkner Co School**		**0.00**		
BBF		15,000.00		15,000.00	

Fund / Type	Fund Description / Type Description	Beginning Balance / Debits		Credits	Ending Balance
					0.00
KBL68WZ	Faulkner Co Lib		0.00		
BBF		15,000.00		15,000.00	
					0.00
KBL68XA	Faulkner Co Mus		0.00		
BBF		15,000.00		15,000.00	
					0.00
KBL68XB	Fawnwood RFD		0.00		
BBF		10,000.00		10,000.00	
					0.00
KBL68XC	Fine Arts Festival		0.00		
BBF		10,000.00		10,000.00	
					0.00
KBL68XD	Fay'ville FD		0.00		
BBF		15,000.00		15,000.00	
					0.00
KBL68XE	Fay'ville Lib		0.00		
BBF		5,000.00		5,000.00	
					0.00
KBL68XF	Fay'ville Lib Teen		0.00		
BBF		1,000.00		1,000.00	
					0.00
KBL68XG	Fay'ville Sr Ctr		0.00		
BBF		40,000.00		40,000.00	
					0.00
KBL68XH	Fern FD		0.00		
BBF		5,000.00		5,000.00	
					0.00
KBL68XJ	Figure Five FD		0.00		
BBF		5,000.00		5,000.00	
					0.00
KBL68XK	Finch VFD		0.00		
BBF		2,000.00		2,000.00	
					0.00
KBL68XM	1st Tee Golf		0.00		
BBF		50,000.00		50,000.00	
					0.00
KBL68XN	Fisher FD		0.00		
BBF		10,000.00		10,000.00	
					0.00
KBL68XP	Floral VFD		0.00		
BBF		5,000.00		5,000.00	
					0.00
KBL68XQ	Floyd/Romance		0.00		
BBF		3,000.00		3,000.00	
					0.00
KBL68XR	Focus Ctr Disabled		0.00		
BBF		3,000.00		3,000.00	
					0.00
KBL68XS	Fordyce VFD		0.00		

Fund / Type	Fund Description / Type Description	Beginning Balance / Debits		Credits	Ending Balance
BBF		2,000.00		2,000.00	
					0.00
KBL68XT	**Foreman FD**		**0.00**		
BBF		5,000.00		5,000.00	
					0.00
KBL68XU	**Foreman Lib**		**0.00**		
BBF		15,000.00		15,000.00	
					0.00
KBL68XV	**Forrest City**		**0.00**		
BBF		7,500.00		7,500.00	
					0.00
KBL68XW	**Forrester Davis Ctr**		**0.00**		
BBF		100,000.00		100,000.00	
					0.00
KBL68XX	**Ft Chaffee Redev**		**0.00**		
BBF		62,500.00		62,500.00	
					0.00
KBL68XY	**Fort Smith FD**		**0.00**		
BBF		5,000.00		5,000.00	
					0.00
KBL68XZ	**Fort Smith PD**		**0.00**		
BBF		5,000.00		5,000.00	
					0.00
KBL68YA	**Fort Smith Lib**		**0.00**		
BBF		10,000.00		10,000.00	
					0.00
KBL68YB	**Forum-Alabam FD**		**0.00**		
BBF		1,500.00		1,500.00	
					0.00
KBL68YC	**Fouke FD**		**0.00**		
BBF		5,000.00		5,000.00	
					0.00
KBL68YD	**Fouke Mus**		**0.00**		
BBF		30,000.00		30,000.00	
					0.00
KBL68YE	**Four States Fair**		**0.00**		
BBF		15,000.00		15,000.00	
					0.00
KBL68YF	**Fox VFD**		**0.00**		
BBF		3,500.00		3,500.00	
					0.00
KBL68YG	**Florence Crittenden**		**0.00**		
BBF		25,000.00		25,000.00	
					0.00
KBL68YH	**Frenchport VFD**		**0.00**		
BBF		1,000.00		1,000.00	
					0.00
KBL68YJ	**Mid-America Mus**		**0.00**		
BBF		111,000.00		111,000.00	
					0.00

Fund / Type	Fund Description / Type Description	Beginning Balance / Debits		Credits	Ending Balance
KBL68YK	**Friendship RVFD**		**0.00**		
BBF		2,000.00		2,000.00	
					0.00
KBL68YM	**Friendship RVFD**		**0.00**		
BBF		2,000.00		2,000.00	
					0.00
KBL68YN	**Fulton Co Fair**		**0.00**		
BBF		25,000.00		25,000.00	
					0.00
KBL68YP	**Fulton Co Sr Ctr**		**0.00**		
BBF		24,000.00		24,000.00	
					0.00
KBL68YQ	**Fulton FD**		**0.00**		
BBF		2,000.00		2,000.00	
					0.00
KBL68YR	**Fulton FD**		**0.00**		
BBF		5,000.00		5,000.00	
					0.00
KBL68YS	**Garland City VFD**		**0.00**		
BBF		4,000.00		4,000.00	
					0.00
KBL68YT	**Garland Co Fair**		**0.00**		
BBF		11,250.00		11,250.00	
					0.00
KBL68YU	**Master Gardeners**		**0.00**		
BBF		22,500.00		22,500.00	
					0.00
KBL68YV	**Garland Co Sr Ctr**		**0.00**		
BBF		11,250.00		11,250.00	
					0.00
KBL68YW	**Garland Co Un Way**		**0.00**		
BBF		27,750.00		27,750.00	
					0.00
KBL68YX	**Garner FD**		**0.00**		
BBF		6,500.00		6,500.00	
					0.00
KBL68YY	**Gasville VFD**		**0.00**		
BBF		10,714.00		10,714.00	
					0.00
KBL68YZ	**Genesis Inc**		**0.00**		
BBF		10,000.00		10,000.00	
					0.00
KBL68ZA	**Genoa FD**		**0.00**		
BBF		5,000.00		5,000.00	
					0.00
KBL68ZB	**Georgetown FD**		**0.00**		
BBF		3,000.00		3,000.00	
					0.00
KBL68ZC	**Gillette RFD**		**0.00**		
BBF		10,000.00		10,000.00	

Fund	Fund Description	Beginning Balance			Ending Balance
Type	Type Description	Debits		Credits	
					0.00
KBL68ZD	Gillham VFD		0.00		
BBF		3,500.00		3,500.00	
					0.00
KBL68ZE	Gilmore FD		0.00		
BBF		3,000.00		3,000.00	
					0.00
KBL68ZF	Glen Rose RVFD		0.00		
BBF		2,000.00		2,000.00	
					0.00
KBL68ZG	Glen Rose RVFD		0.00		
BBF		2,000.00		2,000.00	
					0.00
KBL68ZH	Glenwood PD		0.00		
BBF		25,000.00		25,000.00	
					0.00
KBL68ZJ	Glenwood Sr Ctr		0.00		
BBF		50,000.00		50,000.00	
					0.00
KBL68ZK	Glenwood FD		0.00		
BBF		10,000.00		10,000.00	
					0.00
KBL68ZM	Golden City VFD		0.00		
BBF		3,340.00		3,340.00	
					0.00
KBL68ZN	Goshen FD		0.00		
BBF		10,000.00		10,000.00	
					0.00
KBL68ZP	Gould Sr Citizens		0.00		
BBF		30,000.00		30,000.00	
					0.00
KBL68ZQ	Grannis RFD		0.00		
BBF		1,500.00		1,500.00	
					0.00
KBL68ZR	Grannis VFD		0.00		
BBF		1,500.00		1,500.00	
					0.00
KBL68ZS	Grant Co Fair		0.00		
BBF		30,000.00		30,000.00	
					0.00
KBL68ZT	Grant Co Mus		0.00		
BBF		10,000.00		10,000.00	
					0.00
KBL68ZU	Grant Co Sr Ctr		0.00		
BBF		20,000.00		20,000.00	
					0.00
KBL68ZV	Grapevine FD		0.00		
BBF		2,000.00		2,000.00	
					0.00
KBL68ZW	Gravel Ridge VFD		0.00		

Fund	Fund Description	Beginning Balance			Ending Balance
Type	Type Description	Debits		Credits	
BBF		5,000.00		5,000.00	
					0.00
KBL68ZX	**Gravel Ridge VFD**		**0.00**		
BBF		10,000.00		10,000.00	
					0.00
KBL68ZY	**Grayson RFD**		**0.00**		
BBF		3,340.00		3,340.00	
					0.00
KBL68ZZ	**1st Bapt Outreach**		**0.00**		
BBF		35,000.00		35,000.00	
					0.00
KBL69AA	**Green Co Lib**		**0.00**		
BBF		10,000.00		10,000.00	
					0.00
KBL69AB	**Green Forest Water**		**0.00**		
BBF		30,000.00		30,000.00	
					0.00
KBL69AC	**Greenbrier PD**		**0.00**		
BBF		60,000.00		60,000.00	
					0.00
KBL69AD	**Greenland Sr Ctr**		**0.00**		
BBF		20,000.00		20,000.00	
					0.00
KBL69AE	**Green Chapel VFD**		**0.00**		
BBF		3,500.00		3,500.00	
					0.00
KBL69AF	**Greensboro Ctr**		**0.00**		
BBF		5,000.00		5,000.00	
					0.00
KBL69AG	**Greenway FD**		**0.00**		
BBF		10,000.00		10,000.00	
					0.00
KBL69AH	**Greers Ferry Ball Pk**		**0.00**		
BBF		25,000.00		25,000.00	
					0.00
KBL69AJ	**Greers Ferry FD**		**0.00**		
BBF		5,000.00		5,000.00	
					0.00
KBL69AK	**Grover VFD**		**0.00**		
BBF		10,714.00		10,714.00	
					0.00
KBL69AM	**Guachoya Cul Ctr**		**0.00**		
BBF		10,000.00		10,000.00	
					0.00
KBL69AN	**Guernsey FD**		**0.00**		
BBF		2,000.00		2,000.00	
					0.00
KBL69AP	**Gum Sprgs VFD**		**0.00**		
BBF		3,000.00		3,000.00	
					0.00

Fund / Type	Fund Description / Type Description	Beginning Balance / Debits		Credits	Ending Balance
KBL69AQ	**HW Jones Mus**		**0.00**		
BBF		25,000.00		25,000.00	
					0.00
KBL69AR	**Hackett RVFD**		**0.00**		
BBF		5,000.00		5,000.00	
					0.00
KBL69AS	**Hale Town VFD**		**0.00**		
BBF		5,000.00		5,000.00	
					0.00
KBL69AT	**Hamburg Sr Ctr**		**0.00**		
BBF		10,000.00		10,000.00	
					0.00
KBL69AU	**Hampton FD**		**0.00**		
BBF		500.00		500.00	
					0.00
KBL69AV	**Hardy VFD**		**0.00**		
BBF		5,000.00		5,000.00	
					0.00
KBL69AW	**Harrell VFD**		**0.00**		
BBF		500.00		500.00	
					0.00
KBL69AX	**Harrisburg FD**		**0.00**		
BBF		10,000.00		10,000.00	
					0.00
KBL69AY	**Hartford RVFD**		**0.00**		
BBF		5,000.00		5,000.00	
					0.00
KBL69AZ	**Hartford Sr Ctr**		**0.00**		
BBF		25,000.00		25,000.00	
					0.00
KBL69BA	**Haskell FD**		**0.00**		
BBF		75,000.00		75,000.00	
					0.00
KBL69BB	**Hasty VFD**		**0.00**		
BBF		1,500.00		1,500.00	
					0.00
KBL69BC	**Hatfield FD**		**0.00**		
BBF		1,500.00		1,500.00	
					0.00
KBL69BD	**Haynes FD**		**0.00**		
BBF		12,500.00		12,500.00	
					0.00
KBL69BE	**Heber Sprgs FD**		**0.00**		
BBF		5,000.00		5,000.00	
					0.00
KBL69BF	**Helena Ctr**		**0.00**		
BBF		22,000.00		22,000.00	
					0.00
KBL69BG	**Yerger Mus**		**0.00**		
BBF		1,000.00		1,000.00	

Fund / Type	Fund Description / Type Description	Beginning Balance / Debits		Credits	Ending Balance
					0.00
KBL69BH	Hensley FD		0.00		
BBF		6,250.00		6,250.00	
					0.00
KBL69BJ	Hermitage RFD		0.00		
BBF		500.00		500.00	
					0.00
KBL69BK	Hermitage VFD		0.00		
BBF		500.00		500.00	
					0.00
KBL69BM	Hibanks VFD		0.00		
BBF		1,000.00		1,000.00	
					0.00
KBL69BN	Hickory Creek FD		0.00		
BBF		2,500.00		2,500.00	
					0.00
KBL69BP	Hicks FD		0.00		
BBF		5,000.00		5,000.00	
					0.00
KBL69BQ	Highland VFD		0.00		
BBF		5,000.00		5,000.00	
					0.00
KBL69BR	Hwy 1563 Org		0.00		
BBF		5,000.00		5,000.00	
					0.00
KBL69BS	Hwy 286 E VFD		0.00		
BBF		5,000.00		5,000.00	
					0.00
KBL69BT	Hwy 94 E FD		0.00		
BBF		5,000.00		5,000.00	
					0.00
KBL69BU	Hindsville RFD		0.00		
BBF		1,500.00		1,500.00	
					0.00
KBL69BV	Holland VFD		0.00		
BBF		15,000.00		15,000.00	
					0.00
KBL69BW	Hollis FD		0.00		
BBF		25,000.00		25,000.00	
					0.00
KBL69BX	Holly Grove FD		0.00		
BBF		5,000.00		5,000.00	
					0.00
KBL69BY	Holly Sprgs VFD		0.00		
BBF		2,000.00		2,000.00	
					0.00
KBL69BZ	Hope Inheritance		0.00		
BBF		8,000.00		8,000.00	
					0.00
KBL69CA	Hopewell FD		0.00		

Fund	Fund Description	Beginning Balance			Ending Balance
Type	Type Description	Debits		Credits	
BBF		5,000.00		5,000.00	
					0.00
KBL69CB	Horatio Lib		0.00		
BBF		10,000.00		10,000.00	
					0.00
KBL69CC	Horatio VFD		0.00		
BBF		3,500.00		3,500.00	
					0.00
KBL69CD	Horn VFD		0.00		
BBF		5,000.00		5,000.00	
					0.00
KBL69CE	Horseshoe Bend		0.00		
BBF		35,000.00		35,000.00	
					0.00
KBL69CF	Horseshoe Lake		0.00		
BBF		15,000.00		15,000.00	
					0.00
KBL69CG	Hot Spring Co 4H		0.00		
BBF		10,000.00		10,000.00	
					0.00
KBL69CH	Hot Spring Co 911		0.00		
BBF		20,000.00		20,000.00	
					0.00
KBL69CJ	Hot Spring Co Lib		0.00		
BBF		25,000.00		25,000.00	
					0.00
KBL69CK	Beautification		0.00		
BBF		22,500.00		22,500.00	
					0.00
KBL69CM	Pulaski Alt Learning Academy		0.00		
BBF		10,000.00		10,000.00	
					0.00
KBL69CN	Search and Rescue		0.00		
BBF		15,000.00		15,000.00	
					0.00
KBL69CP	Hoxie VFD		0.00		
BBF		2,000.00		2,000.00	
					0.00
KBL69CQ	Hughes Ctr		0.00		
BBF		25,000.00		25,000.00	
					0.00
KBL69CR	Elevation-Love		0.00		
BBF		3,000.00		3,000.00	
					0.00
KBL69CS	Humnoke FD		0.00		
BBF		5,000.00		5,000.00	
					0.00
KBL69CT	Huntington RVFD		0.00		
BBF		5,000.00		5,000.00	
					0.00

Fund / Type	Fund Description / Type Description	Beginning Balance / Debits		Credits	Ending Balance
KBL69CU	**Hunstville FD**		**0.00**		
BBF		1,500.00		1,500.00	
					0.00
KBL69CV	**Huttig FD**		**0.00**		
BBF		500.00		500.00	
					0.00
KBL69CW	**Hwy 212 SubStn**		**0.00**		
BBF		3,000.00		3,000.00	
					0.00
KBL69CX	**Hwy 250 VFD**		**0.00**		
BBF		5,000.00		5,000.00	
					0.00
KBL69CY	**Hwy 35 S FD**		**0.00**		
BBF		3,000.00		3,000.00	
					0.00
KBL69CZ	**Hwy 250 VFD**		**0.00**		
BBF		2,000.00		2,000.00	
					0.00
KBL69DA	**Indep Co Fair**		**0.00**		
BBF		49,701.00		49,701.00	
					0.00
KBL69DB	**Indep Co Lib**		**0.00**		
BBF		30,000.00		30,000.00	
					0.00
KBL69DC	**Indep Co Sr Ctr**		**0.00**		
BBF		50,000.00		50,000.00	
					0.00
KBL69DD	**Industrial Pk FD**		**0.00**		
BBF		5,000.00		5,000.00	
					0.00
KBL69DE	**Ink FD #12**		**0.00**		
BBF		1,500.00		1,500.00	
					0.00
KBL69DF	**Lone Comm FD**		**0.00**		
BBF		3,340.00		3,340.00	
					0.00
KBL69DG	**Iron Mtn VFD**		**0.00**		
BBF		3,500.00		3,500.00	
					0.00
KBL69DH	**J Austin White Cult**		**0.00**		
BBF		10,000.00		10,000.00	
					0.00
KBL69DJ	**JW Rick W Mem**		**0.00**		
BBF		5,000.00		5,000.00	
					0.00
KBL69DK	**Jack Evans Sr Ctr**		**0.00**		
BBF		40,000.00		40,000.00	
					0.00
KBL69DM	**Jack Evans Sr Ctr**		**0.00**		
BBF		20,000.00		20,000.00	

Fund / Type	Fund Description / Type Description	Beginning Balance / Debits		Credits	Ending Balance
					0.00
KBL69DN	Jack's Isle FD		0.00		
BBF		5,000.00		5,000.00	
					0.00
KBL69DP	Jackson Co Shelter		0.00		
BBF		30,000.00		30,000.00	
					0.00
KBL69DQ	Jackson Co Ctr		0.00		
BBF		20,000.00		20,000.00	
					0.00
KBL69DR	Jackson Co Sr Ctr		0.00		
BBF		2,000.00		2,000.00	
					0.00
KBL69DS	Jax B/G Club		0.00		
BBF		50,000.00		50,000.00	
					0.00
KBL69DT	Jax Military Mus		0.00		
BBF		10,000.00		10,000.00	
					0.00
KBL69DU	Jax Sr Ctr		0.00		
BBF		50,000.00		50,000.00	
					0.00
KBL69DV	Japton FD		0.00		
BBF		1,500.00		1,500.00	
					0.00
KBL69DW	Jasper VFD		0.00		
BBF		1,500.00		1,500.00	
					0.00
KBL69DX	Jeanette FD		0.00		
BBF		4,000.00		4,000.00	
					0.00
KBL69DY	Jefferson Co Rec		0.00		
BBF		20,000.00		20,000.00	
					0.00
KBL69DZ	Jefferson Co All		0.00		
BBF		5,000.00		5,000.00	
					0.00
KBL69EA	Jenny Lind RVFD		0.00		
BBF		5,000.00		5,000.00	
					0.00
KBL69EB	Jericho FD		0.00		
BBF		4,000.00		4,000.00	
					0.00
KBL69EC	Jersey RFD		0.00		
BBF		500.00		500.00	
					0.00
KBL69ED	Allen Home		0.00		
BBF		5,000.00		5,000.00	
					0.00
KBL69EE	Johnson Co Court		0.00		

Fund	Fund Description	Beginning Balance			Ending Balance
Type	Type Description	Debits		Credits	
BBF		25,000.00		25,000.00	
					0.00
KBL69EF	**Johnson Co Fair**		**0.00**		
BBF		5,000.00		5,000.00	
					0.00
KBL69EG	**Johnson Co Sr Ctr**		**0.00**		
BBF		39,000.00		39,000.00	
					0.00
KBL69EH	**Johnson PD**		**0.00**		
BBF		34,000.00		34,000.00	
					0.00
KBL69EJ	**Joiner FD**		**0.00**		
BBF		2,500.00		2,500.00	
					0.00
KBL69EK	**Joiner FD**		**0.00**		
BBF		2,500.00		2,500.00	
					0.00
KBL69EM	**Jonesboro Health**		**0.00**		
BBF		5,000.00		5,000.00	
					0.00
KBL69EN	**Jonesboro Church**		**0.00**		
BBF		4,000.00		4,000.00	
					0.00
KBL69EP	**Jonesboro FD**		**0.00**		
BBF		2,000.00		2,000.00	
					0.00
KBL69EQ	**Jonesboro PD**		**0.00**		
BBF		2,000.00		2,000.00	
					0.00
KBL69ER	**Jonesboro Sr Ctr**		**0.00**		
BBF		3,500.00		3,500.00	
					0.00
KBL69ES	**Jonesboro AHEC**		**0.00**		
BBF		8,000.00		8,000.00	
					0.00
KBL69ET	**Joplin RFD**		**0.00**		
BBF		4,000.00		4,000.00	
					0.00
KBL69EU	**Joplin VFD**		**0.00**		
BBF		10,000.00		10,000.00	
					0.00
KBL69EV	**Joy FD**		**0.00**		
BBF		5,000.00		5,000.00	
					0.00
KBL69EW	**Joy VFD**		**0.00**		
BBF		2,000.00		2,000.00	
					0.00
KBL69EX	**Judsonia FD**		**0.00**		
BBF		3,000.00		3,000.00	
					0.00

Fund / Type	Fund Description / Type Description	Beginning Balance / Debits		Credits	Ending Balance
KBL69EY	**Junction City FD**		**0.00**		
BBF		1,000.00		1,000.00	
					0.00
KBL69EZ	**Kelso/Rohwer RFD**		**0.00**		
BBF		10,000.00		10,000.00	
					0.00
KBL69FA	**Keo FD**		**0.00**		
BBF		5,000.00		5,000.00	
					0.00
KBL69FB	**Kingsland VFD**		**0.00**		
BBF		3,000.00		3,000.00	
					0.00
KBL69FC	**Kingston RFD**		**0.00**		
BBF		1,500.00		1,500.00	
					0.00
KBL69FD	**Knobel FD**		**0.00**		
BBF		10,000.00		10,000.00	
					0.00
KBL69FE	**Knoxville FD**		**0.00**		
BBF		3,000.00		3,000.00	
					0.00
KBL69FF	**Krooked Kreek FD**		**0.00**		
BBF		1,500.00		1,500.00	
					0.00
KBL69FG	**LR Jackson Club**		**0.00**		
BBF		5,000.00		5,000.00	
					0.00
KBL69FH	**LV Williamson B/G**		**0.00**		
BBF		5,000.00		5,000.00	
					0.00
KBL69FJ	**Lafayette Co Fair**		**0.00**		
BBF		20,000.00		20,000.00	
					0.00
KBL69FK	**Lafe FD**		**0.00**		
BBF		10,000.00		10,000.00	
					0.00
KBL69FM	**Lake City FD**		**0.00**		
BBF		1,000.00		1,000.00	
					0.00
KBL69FN	**Lake City Mus**		**0.00**		
BBF		18,100.00		18,100.00	
					0.00
KBL69FP	**Lake City Sr Ctr**		**0.00**		
BBF		15,000.00		15,000.00	
					0.00
KBL69FQ	**Lake Erling VFD**		**0.00**		
BBF		4,000.00		4,000.00	
					0.00
KBL69FR	**Lake Hamilton**		**0.00**		
BBF		4,000.00		4,000.00	

Fund / Type	Fund Description / Type Description	Beginning Balance / Debits		Credits	Ending Balance
					0.00
KBL69FS	Lake Norell VFD		0.00		
BBF		25,000.00		25,000.00	
					0.00
KBL69FT	Lake Norrell FD		0.00		
BBF		12,201.00		12,201.00	
					0.00
KBL69FU	Lake Village RFD		0.00		
BBF		10,000.00		10,000.00	
					0.00
KBL69FV	Lake Village Sr Ctr		0.00		
BBF		10,000.00		10,000.00	
					0.00
KBL69FW	Lamar FD		0.00		
BBF		3,000.00		3,000.00	
					0.00
KBL69FX	Landmark FD		0.00		
BBF		6,250.00		6,250.00	
					0.00
KBL69FY	Laneburg VFD		0.00		
BBF		2,000.00		2,000.00	
					0.00
KBL69FZ	Lantz Lurry Juv		0.00		
BBF		55,000.00		55,000.00	
					0.00
KBL69GA	Lavaca Sr Ctr		0.00		
BBF		115,000.00		115,000.00	
					0.00
KBL69GB	Lawrence Co Fair		0.00		
BBF		2,000.00		2,000.00	
					0.00
KBL69GC	Lawrence Co Lib		0.00		
BBF		25,000.00		25,000.00	
					0.00
KBL69GD	LawsonUrb VFD		0.00		
BBF		1,000.00		1,000.00	
					0.00
KBL69GE	Leola FD		0.00		
BBF		2,000.00		2,000.00	
					0.00
KBL69GF	Lepanto FD		0.00		
BBF		10,000.00		10,000.00	
					0.00
KBL69GG	Levy Hist Plaza		0.00		
BBF		5,000.00		5,000.00	
					0.00
KBL69GH	Lewisville VFD		0.00		
BBF		4,000.00		4,000.00	
					0.00
KBL69GJ	Lexa FD		0.00		

Fund	Fund Description	Beginning Balance			Ending Balance
Type	Type Description	Debits		Credits	
BBF		12,500.00		12,500.00	
					0.00
KBL69GK	**Harrisburg Lib**		**0.00**		
BBF		10,000.00		10,000.00	
					0.00
KBL69GM	**Lepanto Lib**		**0.00**		
BBF		10,000.00		10,000.00	
					0.00
KBL69GN	**Marked Tree Lib**		**0.00**		
BBF		10,000.00		10,000.00	
					0.00
KBL69GP	**Lib Trumann**		**0.00**		
BBF		10,000.00		10,000.00	
					0.00
KBL69GQ	**Lib in Weiner AR**		**0.00**		
BBF		10,000.00		10,000.00	
					0.00
KBL69GR	**Lincoln Co Fair**		**0.00**		
BBF		50,000.00		50,000.00	
					0.00
KBL69GS	**Lincoln PD**		**0.00**		
BBF		34,000.00		34,000.00	
					0.00
KBL69GT	**Little Flock FD**		**0.00**		
BBF		2,000.00		2,000.00	
					0.00
KBL69GU	**Li'l River Irr Dist**		**0.00**		
BBF		1,000.00		1,000.00	
					0.00
KBL69GV	**Li'l River Water Dist**		**0.00**		
BBF		25,000.00		25,000.00	
					0.00
KBL69GW	**Little River Co Fair**		**0.00**		
BBF		15,000.00		15,000.00	
					0.00
KBL69GX	**Little River School**		**0.00**		
BBF		5,000.00		5,000.00	
					0.00
KBL69GY	**Lockesburg VFD**		**0.00**		
BBF		3,500.00		3,500.00	
					0.00
KBL69GZ	**Locust Bayou VFD**		**0.00**		
BBF		500.00		500.00	
					0.00
KBL69HA	**Lodi VFD**		**0.00**		
BBF		10,000.00		10,000.00	
					0.00
KBL69HB	**Logan Co Sr Ctr**		**0.00**		
BBF		10,000.00		10,000.00	
					0.00

Fund / Type	Fund Description / Type Description	Beginning Balance / Debits		Credits	Ending Balance
KBL69HC	**Logan Co Sr Ctr**		**0.00**		
BBF		35,000.00		35,000.00	
					0.00
KBL69HD	**London RFD**		**0.00**		
BBF		3,000.00		3,000.00	
					0.00
KBL69HE	**Lono Ctr**		**0.00**		
BBF		10,000.00		10,000.00	
					0.00
KBL69HF	**Lonoke Co Aging**		**0.00**		
BBF		10,000.00		10,000.00	
					0.00
KBL69HG	**Lonoke Co Jail**		**0.00**		
BBF		295,201.00		295,201.00	
					0.00
KBL69HH	**Lonoke Except**		**0.00**		
BBF		10,000.00		10,000.00	
					0.00
KBL69HJ	**Lonoke FD**		**0.00**		
BBF		5,000.00		5,000.00	
					0.00
KBL69HK	**Lono-Rolla RVFD**		**0.00**		
BBF		9,000.00		9,000.00	
					0.00
KBL69HM	**Louann VFD**		**0.00**		
BBF		1,000.00		1,000.00	
					0.00
KBL69HN	**Lowell FD**		**0.00**		
BBF		5,000.00		5,000.00	
					0.00
KBL69HP	**Lurton-Pelsor FD**		**0.00**		
BBF		1,500.00		1,500.00	
					0.00
KBL69HQ	**Luxora FD**		**0.00**		
BBF		2,500.00		2,500.00	
					0.00
KBL69HR	**Lynn VFD**		**0.00**		
BBF		2,000.00		2,000.00	
					0.00
KBL69HS	**Macedonia/Dorcheat**		**0.00**		
BBF		2,000.00		2,000.00	
					0.00
KBL69HT	**Madison Co CDC**		**0.00**		
BBF		4,400.00		4,400.00	
					0.00
KBL69HU	**Madison Co Lib**		**0.00**		
BBF		50,000.00		50,000.00	
					0.00
KBL69HV	**Madison Co Water**		**0.00**		
BBF		50,000.00		50,000.00	

Fund / Type	Fund Description / Type Description	Beginning Balance / Debits		Credits	Ending Balance
					0.00
KBL69HW	Madison Co Sr Ctr		0.00		
BBF		14,834.00		14,834.00	
					0.00
KBL69HX	Madison FD		0.00		
BBF		15,000.00		15,000.00	
					0.00
KBL69HY	Madison Council		0.00		
BBF		2,500.00		2,500.00	
					0.00
KBL69HZ	Magazine City RFD		0.00		
BBF		3,340.00		3,340.00	
					0.00
KBL69JA	Magness VFD		0.00		
BBF		2,000.00		2,000.00	
					0.00
KBL69JB	Magnet Cove RVFD		0.00		
BBF		2,000.00		2,000.00	
					0.00
KBL69JC	Magnet Cove RVFD		0.00		
BBF		2,000.00		2,000.00	
					0.00
KBL69JD	Magnolia Care		0.00		
BBF		20,000.00		20,000.00	
					0.00
KBL69JE	Magnolia B/G Club		0.00		
BBF		5,000.00		5,000.00	
					0.00
KBL69JF	Mainline Health Ctr		0.00		
BBF		20,000.00		20,000.00	
					0.00
KBL69JG	Mammoth Sprg PD		0.00		
BBF		15,000.00		15,000.00	
					0.00
KBL69JH	Manning VFD		0.00		
BBF		2,500.00		2,500.00	
					0.00
KBL69JJ	Mansfield RVFD		0.00		
BBF		5,000.00		5,000.00	
					0.00
KBL69JK	Marble VFD		0.00		
BBF		1,500.00		1,500.00	
					0.00
KBL69JM	Woolfolk Lib		0.00		
BBF		50,000.00		50,000.00	
					0.00
KBL69JN	Marianna Pk		0.00		
BBF		15,000.00		15,000.00	
					0.00
KBL69JP	Marianna Ctr		0.00		

Fund / Type	Fund Description / Type Description	Beginning Balance / Debits		Credits	Ending Balance
BBF		50,000.00		50,000.00	
					0.00
KBL69JQ	**Marianna House**		**0.00**		
BBF		15,000.00		15,000.00	
					0.00
KBL69JR	**Marion Co Sr Ctr**		**0.00**		
BBF		10,000.00		10,000.00	
					0.00
KBL69JS	**Marion Co Sr Ctr**		**0.00**		
BBF		10,000.00		10,000.00	
					0.00
KBL69JT	**Marion FD**		**0.00**		
BBF		4,000.00		4,000.00	
					0.00
KBL69JU	**Marked Tree FD**		**0.00**		
BBF		10,000.00		10,000.00	
					0.00
KBL69JV	**Marmaduke FD**		**0.00**		
BBF		10,000.00		10,000.00	
					0.00
KBL69JW	**Mars Hill VFD**		**0.00**		
BBF		4,000.00		4,000.00	
					0.00
KBL69JX	**Marshall FD**		**0.00**		
BBF		1,500.00		1,500.00	
					0.00
KBL69JY	**Martin Creek VFD**		**0.00**		
BBF		5,000.00		5,000.00	
					0.00
KBL69JZ	**MLK Mem**		**0.00**		
BBF		5,000.00		5,000.00	
					0.00
KBL69KB	**MLK Pk**		**0.00**		
BBF		150,000.00		150,000.00	
					0.00
KBL69KC	**MLK Herit Ctr**		**0.00**		
BBF		20,000.00		20,000.00	
					0.00
KBL69KD	**Martin Township FD**		**0.00**		
BBF		3,000.00		3,000.00	
					0.00
KBL69KE	**Maumelle Vet Mem**		**0.00**		
BBF		20,000.00		20,000.00	
					0.00
KBL69KF	**Maumelle VFD**		**0.00**		
BBF		5,000.00		5,000.00	
					0.00
KBL69KG	**Maumelle VFD**		**0.00**		
BBF		5,000.00		5,000.00	
					0.00

Fund / Type	Fund Description / Type Description	Beginning Balance / Debits		Credits	Ending Balance
KBL69KH	**Mayflower FD**		**0.00**		
BBF		5,000.00		5,000.00	
					0.00
KBL69KJ	**Mayflower VFD**		**0.00**		
BBF		5,000.00		5,000.00	
					0.00
KBL69KK	**Maynard VFD**		**0.00**		
BBF		5,000.00		5,000.00	
					0.00
KBL69KM	**McCaskill FD**		**0.00**		
BBF		2,000.00		2,000.00	
					0.00
KBL69KN	**McDougal FD**		**0.00**		
BBF		10,000.00		10,000.00	
					0.00
KBL69KP	**McGehee B/G Club**		**0.00**		
BBF		20,000.00		20,000.00	
					0.00
KBL69KQ	**McGehee RFD**		**0.00**		
BBF		10,000.00		10,000.00	
					0.00
KBL69KR	**McGehee Sr Ctr**		**0.00**		
BBF		10,000.00		10,000.00	
					0.00
KBL69KS	**McNeil VFD**		**0.00**		
BBF		2,000.00		2,000.00	
					0.00
KBL69KT	**McRae FD**		**0.00**		
BBF		4,500.00		4,500.00	
					0.00
KBL69KU	**Melbourne Lib**		**0.00**		
BBF		50,000.00		50,000.00	
					0.00
KBL69KV	**Melrose VFD**		**0.00**		
BBF		3,500.00		3,500.00	
					0.00
KBL69KW	**Midland RVFD**		**0.00**		
BBF		5,000.00		5,000.00	
					0.00
KBL69KX	**MidSouth Health**		**0.00**		
BBF		5,000.00		5,000.00	
					0.00
KBL69KY	**Midway RFD**		**0.00**		
BBF		3,340.00		3,340.00	
					0.00
KBL69KZ	**Midway VFD**		**0.00**		
BBF		10,714.00		10,714.00	
					0.00
KBL69MA	**Midway-Boyd Hill VFD**		**0.00**		
BBF		4,000.00		4,000.00	

Fund / Type	Fund Description / Type Description	Beginning Balance / Debits		Credits	Ending Balance
					0.00
KBL69MB	Miller Co Fair		0.00		
BBF		15,000.00		15,000.00	
					0.00
KBL69MC	Miller Co Sr Citizen		0.00		
BBF		10,000.00		10,000.00	
					0.00
KBL69MD	Mineral Sprgs VFD		0.00		
BBF		3,500.00		3,500.00	
					0.00
KBL69ME	Monette FD		0.00		
BBF		1,000.00		1,000.00	
					0.00
KBL69MF	Monette Sr Ctr		0.00		
BBF		10,000.00		10,000.00	
					0.00
KBL69MG	Montgomery Co		0.00		
BBF		10,000.00		10,000.00	
					0.00
KBL69MH	Montgomery Sr Ctr		0.00		
BBF		20,000.00		20,000.00	
					0.00
KBL69MJ	Monticello Complex		0.00		
BBF		25,000.00		25,000.00	
					0.00
KBL69MK	Monticello Sr Ctr		0.00		
BBF		10,000.00		10,000.00	
					0.00
KBL69MM	Morning Star FD		0.00		
BBF		1,500.00		1,500.00	
					0.00
KBL69MN	Morning Star RVFD		0.00		
BBF		4,000.00		4,000.00	
					0.00
KBL69MP	Moro FD		0.00		
BBF		5,000.00		5,000.00	
					0.00
KBL69MQ	Mount Ida FD		0.00		
BBF		4,000.00		4,000.00	
					0.00
KBL69MR	Mt Sherman FD		0.00		
BBF		1,500.00		1,500.00	
					0.00
KBL69MS	Mtn Home RFP		0.00		
BBF		10,714.00		10,714.00	
					0.00
KBL69MT	Mtn Sprgs FD		0.00		
BBF		10,000.00		10,000.00	
					0.00
KBL69MU	Mtn Sprgs FD		0.00		

Fund	Fund Description	Beginning Balance			Ending Balance
Type	Type Description	Debits		Credits	
BBF		5,000.00		5,000.00	
					0.00
KBL69MV	Mtn View VFD		0.00		
BBF		3,500.00		3,500.00	
					0.00
KBL69MW	Mt Judea FD		0.00		
BBF		1,500.00		1,500.00	
					0.00
KBL69MX	Mt Vernon FD		0.00		
BBF		2,000.00		2,000.00	
					0.00
KBL69MY	Mt Vernon VFD		0.00		
BBF		15,000.00		15,000.00	
					0.00
KBL69MZ	Mulberry Sr Ctr		0.00		
BBF		9,000.00		9,000.00	
					0.00
KBL69NA	Murfreesboro FD		0.00		
BBF		10,000.00		10,000.00	
					0.00
KBL69NB	Murfreesboro Sr Ctr		0.00		
BBF		50,000.00		50,000.00	
					0.00
KBL69NC	Dumas Mus		0.00		
BBF		5,000.00		5,000.00	
					0.00
KBL69ND	Lepanto Mus		0.00		
BBF		10,000.00		10,000.00	
					0.00
KBL69NE	Marked Tree Mus		0.00		
BBF		10,000.00		10,000.00	
					0.00
KBL69NF	Painted House Mus		0.00		
BBF		10,000.00		10,000.00	
					0.00
KBL69NG	Tyronza Mus		0.00		
BBF		10,000.00		10,000.00	
					0.00
KBL69NH	NE Saline Co FD		0.00		
BBF		6,250.00		6,250.00	
					0.00
KBL69NJ	NW AR Shelter		0.00		
BBF		20,000.00		20,000.00	
					0.00
KBL69NK	Nancy Orr Girls		0.00		
BBF		10,000.00		10,000.00	
					0.00
KBL69NM	Nashville VFD		0.00		
BBF		3,500.00		3,500.00	
					0.00

Fund / Type	Fund Description / Type Description	Beginning Balance / Debits	Credits	Ending Balance
KBL69NN	**Nathan FD**	**0.00**		
BBF		10,000.00	10,000.00	
				0.00
KBL69NP	**NEBCO FD**	**0.00**		
BBF		2,500.00	2,500.00	
				0.00
KBL69NQ	**Nghbr to Nghbr Org**	**0.00**		
BBF		5,000.00	5,000.00	
				0.00
KBL69NR	**Nella VFD**	**0.00**		
BBF		5,000.00	5,000.00	
				0.00
KBL69NS	**Nevada Co Rescue**	**0.00**		
BBF		2,000.00	2,000.00	
				0.00
KBL69NT	**Nevada Co Weath**	**0.00**		
BBF		2,000.00	2,000.00	
				0.00
KBL69NU	**New Beginnings**	**0.00**		
BBF		50,000.00	50,000.00	
				0.00
KBL69NV	**New Blaine FD**	**0.00**		
BBF		8,000.00	8,000.00	
				0.00
KBL69NW	**New Blaine RFD**	**0.00**		
BBF		3,340.00	3,340.00	
				0.00
KBL69NX	**New Deroche RVFD**	**0.00**		
BBF		2,000.00	2,000.00	
				0.00
KBL69NY	**New Deroche RVFD**	**0.00**		
BBF		2,000.00	2,000.00	
				0.00
KBL69NZ	**New Edinburgh FD**	**0.00**		
BBF		3,000.00	3,000.00	
				0.00
KBL69PA	**New Hope VFD**	**0.00**		
BBF		10,000.00	10,000.00	
				0.00
KBL69PB	**Newark VFD**	**0.00**		
BBF		2,000.00	2,000.00	
				0.00
KBL69PC	**Newton Co Court**	**0.00**		
BBF		20,000.00	20,000.00	
				0.00
KBL69PD	**Newton Co Hist**	**0.00**		
BBF		5,000.00	5,000.00	
				0.00
KBL69PE	**Newton Co Jail**	**0.00**		
BBF		35,000.00	35,000.00	

Fund / Type	Fund Description / Type Description	Beginning Balance / Debits		Credits	Ending Balance
					0.00
KBL69PF	Newton Co Nursing		0.00		
BBF		25,000.00		25,000.00	
					0.00
KBL69PG	Newton Co Sr Ctr		0.00		
BBF		14,834.00		14,834.00	
					0.00
KBL69PH	Nob Hill VFD		0.00		
BBF		10,000.00		10,000.00	
					0.00
KBL69PJ	Norman FD		0.00		
BBF		4,000.00		4,000.00	
					0.00
KBL69PK	Norman VFD		0.00		
BBF		1,500.00		1,500.00	
					0.00
KBL69PM	Norphlet FD		0.00		
BBF		1,000.00		1,000.00	
					0.00
KBL69PN	N E FD		0.00		
BBF		10,000.00		10,000.00	
					0.00
KBL69PP	N E FD		0.00		
BBF		2,500.00		2,500.00	
					0.00
KBL69PQ	N Hts Ctr		0.00		
BBF		10,000.00		10,000.00	
					0.00
KBL69PR	NLR B/G Club		0.00		
BBF		10,000.00		10,000.00	
					0.00
KBL69PS	NLR Chamber		0.00		
BBF		50,000.00		50,000.00	
					0.00
KBL69PT	NLR Chamber		0.00		
BBF		5,000.00		5,000.00	
					0.00
KBL69PU	NLR FD		0.00		
BBF		35,000.00		35,000.00	
					0.00
KBL69PV	NLR Y Trail		0.00		
BBF		35,000.00		35,000.00	
					0.00
KBL69PW	NLR Housing Dept		0.00		
BBF		7,500.00		7,500.00	
					0.00
KBL69PX	NLR PD		0.00		
BBF		35,000.00		35,000.00	
					0.00
KBL69PY	NLR School Dist		0.00		

Fund	Fund Description	Beginning Balance			Ending Balance
Type	Type Description	Debits		Credits	
BBF		5,000.00		5,000.00	
					0.00
KBL69PZ	**N Logan Co Fair**		**0.00**		
BBF		10,000.00		10,000.00	
					0.00
KBL69QA	**N Pulaski Complex**		**0.00**		
BBF		40,000.00		40,000.00	
					0.00
KBL69QB	**N Pulaski FD**		**0.00**		
BBF		5,000.00		5,000.00	
					0.00
KBL69QC	**N Pulaski Rec Ball**		**0.00**		
BBF		1,500.00		1,500.00	
					0.00
KBL69QD	**N Pulaski VFD**		**0.00**		
BBF		5,000.00		5,000.00	
					0.00
KBL69QE	**N White Co FD**		**0.00**		
BBF		3,000.00		3,000.00	
					0.00
KBL69QF	**NE AR Dist Fair**		**0.00**		
BBF		7,000.00		7,000.00	
					0.00
KBL69QG	**NE AR Food Bank**		**0.00**		
BBF		5,000.00		5,000.00	
					0.00
KBL69QH	**NE AR Food Pantry**		**0.00**		
BBF		4,000.00		4,000.00	
					0.00
KBL69QJ	**NE AR HS**		**0.00**		
BBF		2,000.00		2,000.00	
					0.00
KBL69QK	**NE Benton Co VFD**		**0.00**		
BBF		5,000.00		5,000.00	
					0.00
KBL69QM	**Northside VFD**		**0.00**		
BBF		5,000.00		5,000.00	
					0.00
KBL69QN	**NW AR Authority**		**0.00**		
BBF		138,000.00		138,000.00	
					0.00
KBL69QP	**NW Scott Co VFD**		**0.00**		
BBF		5,000.00		5,000.00	
					0.00
KBL69QQ	**Oak Bend/Etna FD**		**0.00**		
BBF		15,000.00		15,000.00	
					0.00
KBL69QR	**Oak Grove Comm**		**0.00**		
BBF		30,000.00		30,000.00	
					0.00

Fund / Type	Fund Description / Type Description	Beginning Balance / Debits		Credits	Ending Balance
KBL69QS	**Oak Grove FD**		**0.00**		
BBF		5,000.00		5,000.00	
					0.00
KBL69QT	**Oak Grove VFD**		**0.00**		
BBF		5,000.00		5,000.00	
					0.00
KBL69QU	**Oak Hill FD**		**0.00**		
BBF		5,000.00		5,000.00	
					0.00
KBL69QV	**Oak Pk Science**		**0.00**		
BBF		1,000.00		1,000.00	
					0.00
KBL69QW	**Oakland/Promise**		**0.00**		
BBF		10,714.00		10,714.00	
					0.00
KBL69QX	**Oden/Pencil Bluff**		**0.00**		
BBF		4,000.00		4,000.00	
					0.00
KBL69QY	**Oden/Pencil Bluff**		**0.00**		
BBF		1,500.00		1,500.00	
					0.00
KBL69QZ	**Human Concern**		**0.00**		
BBF		20,000.00		20,000.00	
					0.00
KBL69RA	**Ogden FD**		**0.00**		
BBF		5,000.00		5,000.00	
					0.00
KBL69RB	**Oil Trough Ctr/Pk**		**0.00**		
BBF		10,000.00		10,000.00	
					0.00
KBL69RC	**Oil Trough FD**		**0.00**		
BBF		2,000.00		2,000.00	
					0.00
KBL69RD	**O'Kean VFD**		**0.00**		
BBF		5,000.00		5,000.00	
					0.00
KBL69RE	**Old Union VFD**		**0.00**		
BBF		1,000.00		1,000.00	
					0.00
KBL69RF	**Open Arms Shelter**		**0.00**		
BBF		10,000.00		10,000.00	
					0.00
KBL69RG	**Open Arms Shelter**		**0.00**		
BBF		5,000.00		5,000.00	
					0.00
KBL69RH	**Orr PTA**		**0.00**		
BBF		2,500.00		2,500.00	
					0.00
KBL69RJ	**Osceola PD**		**0.00**		
BBF		5,000.00		5,000.00	

Fund / Type	Fund Description / Type Description	Beginning Balance / Debits		Credits	Ending Balance
					0.00
KBL69RK	Ouachita Co FD		0.00		
BBF		2,000.00		2,000.00	
					0.00
KBL69RM	Ouachita Co #1		0.00		
BBF		75,000.00		75,000.00	
					0.00
KBL69RN	Ouachita Co Sheriff'		0.00		
BBF		30,000.00		30,000.00	
					0.00
KBL69RP	Ouachita River		0.00		
BBF		90,000.00		90,000.00	
					0.00
KBL69RQ	Ouachita RVFD		0.00		
BBF		2,000.00		2,000.00	
					0.00
KBL69RR	Ouachita RVFD		0.00		
BBF		2,000.00		2,000.00	
					0.00
KBL69RS	Ouachita VFD		0.00		
BBF		2,000.00		2,000.00	
					0.00
KBL69RT	Our Club		0.00		
BBF		2,500.00		2,500.00	
					0.00
KBL69RU	Ozan FD		0.00		
BBF		2,000.00		2,000.00	
					0.00
KBL69RV	Ozan/Inghram Ctr		0.00		
BBF		2,500.00		2,500.00	
					0.00
KBL69RW	Ozark Acres VFD		0.00		
BBF		5,000.00		5,000.00	
					0.00
KBL69RX	Ozark FD		0.00		
BBF		5,000.00		5,000.00	
					0.00
KBL69RY	Ozark Sr Ctr		0.00		
BBF		9,000.00		9,000.00	
					0.00
KBL69RZ	Ozone Water		0.00		
BBF		6,000.00		6,000.00	
					0.00
KBL69SA	PG & S VFD		0.00		
BBF		1,500.00		1,500.00	
					0.00
KBL69SB	PACES Inc		0.00		
BBF		15,000.00		15,000.00	
					0.00
KBL69SC	Palestine FD		0.00		

Fund	Fund Description	Beginning Balance			Ending Balance
Type	Type Description	Debits		Credits	
BBF		5,000.00		5,000.00	
					0.00
KBL69SD	Palestine FD		0.00		
BBF		2,000.00		2,000.00	
					0.00
KBL69SE	Paris Airport		0.00		
BBF		20,000.00		20,000.00	
					0.00
KBL69SF	Paris B/G Club		0.00		
BBF		5,000.00		5,000.00	
					0.00
KBL69SG	Paris City FD		0.00		
BBF		3,340.00		3,340.00	
					0.00
KBL69SH	Parkdale RFD		0.00		
BBF		10,000.00		10,000.00	
					0.00
KBL69SJ	Pkers Chapel VFD		0.00		
BBF		1,000.00		1,000.00	
					0.00
KBL69SK	Parks Sr Ctr		0.00		
BBF		15,000.00		15,000.00	
					0.00
KBL69SM	Pks VFD		0.00		
BBF		5,000.00		5,000.00	
					0.00
KBL69SN	Parthenon FD		0.00		
BBF		1,500.00		1,500.00	
					0.00
KBL69SP	Patmos FD		0.00		
BBF		4,000.00		4,000.00	
					0.00
KBL69SQ	Peach Orchard FD		0.00		
BBF		10,000.00		10,000.00	
					0.00
KBL69SR	Perla RVFD		0.00		
BBF		2,000.00		2,000.00	
					0.00
KBL69SS	Perla RVFD		0.00		
BBF		2,000.00		2,000.00	
					0.00
KBL69ST	Perrytown FD		0.00		
BBF		2,000.00		2,000.00	
					0.00
KBL69SU	Pettigrew/Boston FD		0.00		
BBF		1,500.00		1,500.00	
					0.00
KBL69SV	Philadelphia FD		0.00		
BBF		2,000.00		2,000.00	
					0.00

Fund / Type	Fund Description / Type Description	Beginning Balance / Debits		Credits	Ending Balance
KBL69SW	**Philadelphia RFD**		**0.00**		
BBF		2,000.00		2,000.00	
					0.00
KBL69SX	**Piggott FD**		**0.00**		
BBF		10,000.00		10,000.00	
					0.00
KBL69SY	**PB Citizens**		**0.00**		
BBF		3,500.00		3,500.00	
					0.00
KBL69SZ	**PB Lake Pavill Mkt**		**0.00**		
BBF		25,000.00		25,000.00	
					0.00
KBL69TA	**PB Big Bro/Sis**		**0.00**		
BBF		5,000.00		5,000.00	
					0.00
KBL69TB	**Pine Ridge FD**		**0.00**		
BBF		4,000.00		4,000.00	
					0.00
KBL69TC	**Pine Ridge VFD**		**0.00**		
BBF		1,500.00		1,500.00	
					0.00
KBL69TD	**Pine Snag/Lobo FD**		**0.00**		
BBF		5,000.00		5,000.00	
					0.00
KBL69TE	**Pine St CDC**		**0.00**		
BBF		20,000.00		20,000.00	
					0.00
KBL69TF	**Pine Village FD**		**0.00**		
BBF		5,000.00		5,000.00	
					0.00
KBL69TG	**Piney Point FD**		**0.00**		
BBF		2,500.00		2,500.00	
					0.00
KBL69TH	**Plainview Lib**		**0.00**		
BBF		5,000.00		5,000.00	
					0.00
KBL69TJ	**Pleasant Hill FD**		**0.00**		
BBF		5,000.00		5,000.00	
					0.00
KBL69TK	**Pleas Plains VFD**		**0.00**		
BBF		5,000.00		5,000.00	
					0.00
KBL69TM	**Pleasant View FD**		**0.00**		
BBF		5,000.00		5,000.00	
					0.00
KBL69TN	**Pleasantville RFD**		**0.00**		
BBF		500.00		500.00	
					0.00
KBL69TP	**Pocahontas FD**		**0.00**		
BBF		5,000.00		5,000.00	

Fund	Fund Description	Beginning Balance			Ending Balance
Type	Type Description	Debits		Credits	
					0.00
KBL69TQ	Pocahontas VFF		0.00		
BBF		5,000.00		5,000.00	
					0.00
KBL69TR	Poinsett Co Fair		0.00		
BBF		10,000.00		10,000.00	
					0.00
KBL69TS	Point Cedar RVFD		0.00		
BBF		2,000.00		2,000.00	
					0.00
KBL69TT	Point Cedar RVFD		0.00		
BBF		2,000.00		2,000.00	
					0.00
KBL69TU	Police Athletic		0.00		
BBF		25,000.00		25,000.00	
					0.00
KBL69TV	Pollard FD		0.00		
BBF		10,000.00		10,000.00	
					0.00
KBL69TW	Ponca VFD		0.00		
BBF		1,500.00		1,500.00	
					0.00
KBL69TX	Pope Co Court		0.00		
BBF		45,000.00		45,000.00	
					0.00
KBL69TY	Pope Co Fair		0.00		
BBF		5,000.00		5,000.00	
					0.00
KBL69TZ	Pope Co Lib		0.00		
BBF		130,000.00		130,000.00	
					0.00
KBL69UA	Pope Co Literacy		0.00		
BBF		3,000.00		3,000.00	
					0.00
KBL69UB	Pope Co Sr Ctr		0.00		
BBF		30,000.00		30,000.00	
					0.00
KBL69UC	Portia VFD		0.00		
BBF		2,000.00		2,000.00	
					0.00
KBL69UD	Portland RFD		0.00		
BBF		10,000.00		10,000.00	
					0.00
KBL69UE	Potter FD #13		0.00		
BBF		1,500.00		1,500.00	
					0.00
KBL69UF	Poughkeepsie VFD		0.00		
BBF		5,000.00		5,000.00	
					0.00
KBL69UG	Poyen FD		0.00		

Fund	Fund Description	Beginning Balance			Ending Balance
Type	Type Description	Debits		Credits	
BBF		2,000.00		2,000.00	
					0.00
KBL69UH	Poyen RVFD		0.00		
BBF		4,000.00		4,000.00	
					0.00
KBL69UJ	Prairie Creek VFD		0.00		
BBF		5,000.00		5,000.00	
					0.00
KBL69UK	Prairie Grove PD		0.00		
BBF		34,000.00		34,000.00	
					0.00
KBL69UM	Prattsville FD		0.00		
BBF		2,000.00		2,000.00	
					0.00
KBL69UN	Prim FD		0.00		
BBF		5,000.00		5,000.00	
					0.00
KBL69UP	Proressive Leag		0.00		
BBF		30,000.00		30,000.00	
					0.00
KBL69UQ	Provo VFD		0.00		
BBF		3,500.00		3,500.00	
					0.00
KBL69UR	Pulaski Co Club		0.00		
BBF		5,000.00		5,000.00	
					0.00
KBL69US	Pulaski Co Sheriff		0.00		
BBF		35,000.00		35,000.00	
					0.00
KBL69UT	Pulaski Co Sheriff		0.00		
BBF		5,000.00		5,000.00	
					0.00
KBL69UU	Quail Creek FD		0.00		
BBF		6,250.00		6,250.00	
					0.00
KBL69UV	Quitman Ball Pk		0.00		
BBF		50,000.00		50,000.00	
					0.00
KBL69UW	Quitman FD		0.00		
BBF		5,000.00		5,000.00	
					0.00
KBL69UX	Ramsey PTA		0.00		
BBF		2,500.00		2,500.00	
					0.00
KBL69UY	Randolph Co Lib		0.00		
BBF		10,000.00		10,000.00	
					0.00
KBL69UZ	Ratcliff City RFD		0.00		
BBF		3,340.00		3,340.00	
					0.00

Fund	Fund Description	Beginning Balance			Ending Balance
Type	Type Description	Debits		Credits	
KBL69VA	**Ravenden Sprgs**		**0.00**		
BBF		5,000.00		5,000.00	
					0.00
KBL69VB	**Ravenden VFD**		**0.00**		
BBF		2,000.00		2,000.00	
					0.00
KBL69VC	**Petty Except Ctr**		**0.00**		
BBF		50,000.00		50,000.00	
					0.00
KBL69VD	**Rector FD**		**0.00**		
BBF		10,000.00		10,000.00	
					0.00
KBL69VE	**Redhill FD**		**0.00**		
BBF		5,000.00		5,000.00	
					0.00
KBL69VF	**Redland VFD**		**0.00**		
BBF		2,000.00		2,000.00	
					0.00
KBL69VG	**Reed RFD**		**0.00**		
BBF		10,000.00		10,000.00	
					0.00
KBL69VJ	**Restoration Hope**		**0.00**		
BBF		12,000.00		12,000.00	
					0.00
KBL69VK	**Retired Sr Citizens**		**0.00**		
BBF		3,000.00		3,000.00	
					0.00
KBL69VM	**Ret Sr Cit Vol Org**		**0.00**		
BBF		5,000.00		5,000.00	
					0.00
KBL69VN	**Richmond FD**		**0.00**		
BBF		5,000.00		5,000.00	
					0.00
KBL69VP	**Rise Move for Higher Ed Ctr**		**0.00**		
BBF		10,000.00		10,000.00	
					0.00
KBL69VQ	**Rison VFD**		**0.00**		
BBF		3,000.00		3,000.00	
					0.00
KBL69VR	**Riverbend VFD**		**0.00**		
BBF		4,000.00		4,000.00	
					0.00
KBL69VS	**Rockport/Mt Willow**		**0.00**		
BBF		2,000.00		2,000.00	
					0.00
KBL69VT	**Rockport/Mt Willow**		**0.00**		
BBF		2,000.00		2,000.00	
					0.00
KBL69VU	**Rocky Branch FD**		**0.00**		
BBF		2,500.00		2,500.00	

Fund / Type	Fund Description / Type Description	Beginning Balance / Debits		Credits	Ending Balance
					0.00
KBL69VV	Rocky Branch VFD		0.00		
BBF		5,000.00		5,000.00	
					0.00
KBL69VW	Rocky Comfort Mus		0.00		
BBF		5,000.00		5,000.00	
					0.00
KBL69VX	Rocky FD		0.00		
BBF		1,500.00		1,500.00	
					0.00
KBL69VY	Rocky Point FD		0.00		
BBF		3,000.00		3,000.00	
					0.00
KBL69VZ	Roe FD		0.00		
BBF		5,000.00		5,000.00	
					0.00
KBL69WA	Romance FD		0.00		
BBF		5,000.00		5,000.00	
					0.00
KBL69WB	Rosebud FD		0.00		
BBF		5,000.00		5,000.00	
					0.00
KBL69WC	Roseville RFD		0.00		
BBF		3,340.00		3,340.00	
					0.00
KBL69WD	Rosston VFD		0.00		
BBF		2,000.00		2,000.00	
					0.00
KBL69WE	Round Mtn VFD		0.00		
BBF		10,000.00		10,000.00	
					0.00
KBL69WF	Ruddell Hill VFD		0.00		
BBF		5,000.00		5,000.00	
					0.00
KBL69WG	Rudd's Crossing		0.00		
BBF		2,000.00		2,000.00	
					0.00
KBL69WH	RPOA		0.00		
BBF		20,000.00		20,000.00	
					0.00
KBL69WJ	Runyan Acres VFD		0.00		
BBF		10,000.00		10,000.00	
					0.00
KBL69WK	Runyan Acres VFD		0.00		
BBF		5,000.00		5,000.00	
					0.00
KBL69WM	Rural S FD		0.00		
BBF		2,000.00		2,000.00	
					0.00
KBL69WN	Russellville Ad Ed		0.00		

Fund	Fund Description	Beginning Balance			Ending Balance
Type	Type Description	Debits		Credits	
BBF		10,000.00		10,000.00	
					0.00
KBL69WP	**Rye FD**		**0.00**		
BBF		3,000.00		3,000.00	
					0.00
KBL69WQ	**Safe House**		**0.00**		
BBF		1,000.00		1,000.00	
					0.00
KBL69WR	**Saffell FD**		**0.00**		
BBF		2,000.00		2,000.00	
					0.00
KBL69WS	**Saint Charles RFD**		**0.00**		
BBF		10,000.00		10,000.00	
					0.00
KBL69WT	**Salem Ball Pk**		**0.00**		
BBF		5,000.00		5,000.00	
					0.00
KBL69WU	**Salem FD**		**0.00**		
BBF		2,500.00		2,500.00	
					0.00
KBL69WV	**Saline Co Airport**		**0.00**		
BBF		50,000.00		50,000.00	
					0.00
KBL69WW	**Saline Co Fair**		**0.00**		
BBF		55,000.00		55,000.00	
					0.00
KBL69WX	**Saline Co HS**		**0.00**		
BBF		5,000.00		5,000.00	
					0.00
KBL69WY	**Saline Co Lib**		**0.00**		
BBF		20,000.00		20,000.00	
					0.00
KBL69WZ	**Saline Co Sr Ctr**		**0.00**		
BBF		20,000.00		20,000.00	
					0.00
KBL69XA	**Saltillo VFD**		**0.00**		
BBF		5,000.00		5,000.00	
					0.00
KBL69XB	**Saratoga VFD**		**0.00**		
BBF		3,500.00		3,500.00	
					0.00
KBL69XC	**Sardis FD**		**0.00**		
BBF		6,250.00		6,250.00	
					0.00
KBL69XD	**Scott Co Jail**		**0.00**		
BBF		10,000.00		10,000.00	
					0.00
KBL69XE	**Scott Co Fair**		**0.00**		
BBF		10,000.00		10,000.00	
					0.00

Fund / Type	Fund Description / Type Description	Beginning Balance / Debits		Credits	Ending Balance
KBL69XF	**Scott Co FD**		**0.00**		
BBF		5,000.00		5,000.00	
					0.00
KBL69XG	**Scott Co B/G Club**		**0.00**		
BBF		10,000.00		10,000.00	
					0.00
KBL69XH	**Scott Co Lib**		**0.00**		
BBF		5,000.00		5,000.00	
					0.00
KBL69XJ	**Scott Co Lib**		**0.00**		
BBF		5,000.00		5,000.00	
					0.00
KBL69XK	**Scott Co Rodeo**		**0.00**		
BBF		7,000.00		7,000.00	
					0.00
KBL69XM	**Scott Fire Dist #18**		**0.00**		
BBF		5,000.00		5,000.00	
					0.00
KBL69XN	**Scranton RFD**		**0.00**		
BBF		3,340.00		3,340.00	
					0.00
KBL69XP	**Searcy Co Court**		**0.00**		
BBF		20,000.00		20,000.00	
					0.00
KBL69XQ	**Searcy Co Sr Ctr**		**0.00**		
BBF		14,834.00		14,834.00	
					0.00
KBL69XR	**Searcy Co Sr Ctr**		**0.00**		
BBF		10,000.00		10,000.00	
					0.00
KBL69XS	**Searcy FD Fund**		**0.00**		
BBF		20,000.00		20,000.00	
					0.00
KBL69XT	**Sebastian Co Fair**		**0.00**		
BBF		10,000.00		10,000.00	
					0.00
KBL69XU	**Second Chance**		**0.00**		
BBF		10,000.00		10,000.00	
					0.00
KBL69XV	**2nd Chance Ranch**		**0.00**		
BBF		15,000.00		15,000.00	
					0.00
KBL69XW	**Sedgwick VFD**		**0.00**		
BBF		2,000.00		2,000.00	
					0.00
KBL69XX	**Con/Perry Co Sr Ctr**		**0.00**		
BBF		20,000.00		20,000.00	
					0.00
KBL69XY	**Maynard Sr Ctr**		**0.00**		
BBF		3,000.00		3,000.00	

Fund / Type	Fund Description / Type Description	Beginning Balance / Debits		Credits	Ending Balance
					0.00
KBL69XZ	Sr Ctr		0.00		
BBF		5,000.00		5,000.00	
					0.00
KBL69YA	Sr Ctr		0.00		
BBF		5,000.00		5,000.00	
					0.00
KBL69YB	7 Hills Living Ctr		0.00		
BBF		15,000.00		15,000.00	
					0.00
KBL69YC	Sevier Co Deval Ctr		0.00		
BBF		8,500.00		8,500.00	
					0.00
KBL69YD	Sevier Co Sr Ctr		0.00		
BBF		70,000.00		70,000.00	
					0.00
KBL69YE	Shady Fire/Resue		0.00		
BBF		1,500.00		1,500.00	
					0.00
KBL69YF	Shady Grove		0.00		
BBF		1,500.00		1,500.00	
					0.00
KBL69YG	Shady Grove FD		0.00		
BBF		1,500.00		1,500.00	
					0.00
KBL69YH	Shannon Hills FD		0.00		
BBF		6,250.00		6,250.00	
					0.00
KBL69YJ	Shannon Hills FD		0.00		
BBF		2,500.00		2,500.00	
					0.00
KBL69YK	Sharp Co Fair		0.00		
BBF		37,500.00		37,500.00	
					0.00
KBL69YM	Sharp Co Jail		0.00		
BBF		70,000.00		70,000.00	
					0.00
KBL69YN	Shaw FD		0.00		
BBF		70,000.00		70,000.00	
					0.00
KBL69YP	Sheridan FD		0.00		
BBF		2,000.00		2,000.00	
					0.00
KBL69YQ	Sherwood FD		0.00		
BBF		10,000.00		10,000.00	
					0.00
KBL69YR	Sherwood Rotary		0.00		
BBF		20,000.00		20,000.00	
					0.00
KBL69YS	Sherwood Rotary		0.00		

Fund / Type	Fund Description / Type Description	Beginning Balance / Debits		Credits	Ending Balance
BBF		20,000.00		20,000.00	
					0.00
KBL69YT	**Sherwood VFD**		**0.00**		
BBF		5,000.00		5,000.00	
					0.00
KBL69YU	**Siloam B/G Club**		**0.00**		
BBF		43,000.00		43,000.00	
					0.00
KBL69YV	**Siloam Sprgs Sr Ctr**		**0.00**		
BBF		38,000.00		38,000.00	
					0.00
KBL69YW	**Sims FD**		**0.00**		
BBF		4,000.00		4,000.00	
					0.00
KBL69YX	**Sims VFD**		**0.00**		
BBF		1,500.00		1,500.00	
					0.00
KBL69YY	**Sixth Dist VFD**		**0.00**		
BBF		3,500.00		3,500.00	
					0.00
KBL69YZ	**Smackover FD**		**0.00**		
BBF		1,000.00		1,000.00	
					0.00
KBL69ZA	**Small Business**		**0.00**		
BBF		10,000.00		10,000.00	
					0.00
KBL69ZB	**Smithville FD**		**0.00**		
BBF		2,000.00		2,000.00	
					0.00
KBL69ZC	**Smyrna FD**		**0.00**		
BBF		1,500.00		1,500.00	
					0.00
KBL69ZD	**Snowball FD**		**0.00**		
BBF		1,500.00		1,500.00	
					0.00
KBL69ZE	**Sodie Davidson Pk**		**0.00**		
BBF		5,000.00		5,000.00	
					0.00
KBL69ZF	**Blues Mus**		**0.00**		
BBF		9,500.00		9,500.00	
					0.00
KBL69ZG	**S Bend VFD**		**0.00**		
BBF		5,000.00		5,000.00	
					0.00
KBL69ZH	**S End Acad**		**0.00**		
BBF		20,000.00		20,000.00	
					0.00
KBL69ZJ	**S Fork/Ctl Fire PA**		**0.00**		
BBF		10,000.00		10,000.00	
					0.00

Fund / Type	Fund Description / Type Description	Beginning Balance / Debits		Credits	Ending Balance
KBL69ZK	**S Fork Ctr FD**		**0.00**		
BBF		4,000.00		4,000.00	
					0.00
KBL69ZM	**S Fork Ctr Fire**		**0.00**		
BBF		1,500.00		1,500.00	
					0.00
KBL69ZN	**S Logan Co Fair**		**0.00**		
BBF		10,000.00		10,000.00	
					0.00
KBL69ZP	**S Malvern RVFD**		**0.00**		
BBF		2,000.00		2,000.00	
					0.00
KBL69ZQ	**S Malvern RVFD**		**0.00**		
BBF		2,000.00		2,000.00	
					0.00
KBL69ZR	**S Mississippi Co**		**0.00**		
BBF		5,000.00		5,000.00	
					0.00
KBL69ZS	**S Mtn FD**		**0.00**		
BBF		1,500.00		1,500.00	
					0.00
KBL69ZT	**S Ozark/Webb City**		**0.00**		
BBF		15,000.00		15,000.00	
					0.00
KBL69ZU	**S Ridge FD**		**0.00**		
BBF		1,000.00		1,000.00	
					0.00
KBL69ZV	**S Seb Co Hist Soc**		**0.00**		
BBF		15,000.00		15,000.00	
					0.00
KBL69ZW	**Bouef Tensas**		**0.00**		
BBF		50,000.00		50,000.00	
					0.00
KBL69ZX	**SE FD**		**0.00**		
BBF		2,000.00		2,000.00	
					0.00
KBL69ZY	**SE White Co FD**		**0.00**		
BBF		3,000.00		3,000.00	
					0.00
KBL69ZZ	**Southside PTA**		**0.00**		
BBF		2,500.00		2,500.00	
					0.00
KBL73BS	**Movie/film Promo**		**0.00**		
BBF		50,000.00		50,000.00	
					0.00
KBL73CB	**Career Assess**		**0.00**		
BBF		150,000.00		150,000.00	
					0.00
KBL73CC	**Booneville Human**		**0.00**		
BBF		54,590.95		54,590.95	

Fund / Type	Fund Description / Type Description	Beginning Balance / Debits		Credits	Ending Balance
					0.00
KBL73CD	AR Charities		0.00		
BBF		50,000.00		50,000.00	
					0.00
KBL73GM	City Grants		0.00		
BBF		5,845,998.19		5,845,998.19	
					0.00
KBL73GN	Corp Incentives		0.00		
BBF		1,786,328.00		1,786,328.00	
					0.00
KBL73GP	Nanotechnology		0.00		
BBF		5,900,000.00		5,900,000.00	
					0.00
KBL74GR	Workforce Consortium		0.00		
BBF		386,596.00		386,596.00	
					0.00
KBL83BM	PB Comm Theater		0.00		
BBF		15,000.00		15,000.00	
					0.00
KBL83BN	PB Masonic Temp		0.00		
BBF		20,000.00		20,000.00	
					0.00
KBL83BP	Batesville Main St		0.00		
BBF		3,000.00		3,000.00	
					0.00
KBL83BQ	Main Street AR		0.00		
BBF		100,000.00		100,000.00	
					0.00
KBL83BR	Mosaic Templars		0.00		
BBF		100,000.00		100,000.00	
					0.00
KBL92VQ	ASP Motor Vehicles		0.00		
BBF		1,750,000.00		1,750,000.00	
					0.00
KBL92VW	Armories		0.00		
BBF		939,191.34		939,191.34	
					0.00
KBL92VX	EOC		0.00		
BBF		2,102,529.86		2,102,529.86	
					0.00
KBL92VY	AWIN Syst		0.00		
BBF		5,000,000.00		5,000,000.00	
					0.00
KBL93AA	Washington Co		0.00		
BBF		61,701.00		61,701.00	
					0.00
KBL93AB	AR Co Radio		0.00		
BBF		25,000.00		25,000.00	
					0.00
KBL93CE	Cloverbend		0.00		

Fund	Fund Description	Beginning Balance			Ending Balance
Type	Type Description	Debits		Credits	
BBF		20,000.00		20,000.00	
					0.00
KBL93CF	**Walnut Ridge Mus**		**0.00**		
BBF		20,000.00		20,000.00	
					0.00
KBL93CG	**BB King Marker**		**0.00**		
BBF		5,000.00		5,000.00	
					0.00
KBL93HC	**Delta Herit Trail**		**0.00**		
BBF		1,500,000.00		1,500,000.00	
					0.00
KBL93HD	**Pk Fac**		**0.00**		
BBF		1,000,000.00		1,000,000.00	
					0.00
KBL93HW	**Radiography**		**0.00**		
BBF		100,000.00		100,000.00	
					0.00
KBL93HX	**Computer Hot Site**		**0.00**		
BBF		50,000.00		50,000.00	
					0.00
KBL93HY	**Digital Microscope**		**0.00**		
BBF		4,600.00		4,600.00	
					0.00
KBL93HZ	**Forensic Imaging**		**0.00**		
BBF		45,000.00		45,000.00	
					0.00
KBL93JA	**Server**		**0.00**		
BBF		15,000.00		15,000.00	
					0.00
KBL93JB	**Microscope**		**0.00**		
BBF		14,000.00		14,000.00	
					0.00
KBL93JC	**Disk Storage**		**0.00**		
BBF		15,000.00		15,000.00	
					0.00
KBL93JD	**Spectrometers**		**0.00**		
BBF		19,100.00		19,100.00	
					0.00
KBL93JE	**Video-Testifying**		**0.00**		
BBF		200,000.00		200,000.00	
					0.00
KBL93JF	**Microscope**		**0.00**		
BBF		350,000.00		350,000.00	
					0.00
KBL93JG	**Tissue Console**		**0.00**		
BBF		8,300.00		8,300.00	
					0.00
KBL93JH	**Tissue-Tek VIP5 processor**		**0.00**		
BBF		39,000.00		39,000.00	
					0.00

Fund / Type	Fund Description / Type Description	Beginning Balance / Debits		Credits	Ending Balance
KBL93JJ	**Chromatograph**		**0.00**		
BBF		80,000.00		80,000.00	
					0.00
KBL93JM	**Spectrometers**		**0.00**		
BBF		60,000.00		60,000.00	
					0.00
KBL93JN	**State Armories**		**0.00**		
BBF		250,000.00		250,000.00	
					0.00
KBLE2E3	**Gen Imp Sect e2 & e3 85th**		**0.00**		
BBF		2,000,000.00		2,000,000.00	
					0.00
KBLEX00	**General Improvement Exec 85**		**0.00**		
BBF		26,784,870.65		26,784,870.65	
					0.00
KBLTI00	**85th Gif Tech Institutes (0610**		**0.00**		
BBF		463,473.67		463,473.67	
					0.00
KBLUNOB	**85th Session Unobligated (061**		**0.00**		
BBF		261,524,105.80		261,524,105.80	
					0.00
KBM0000	**86th Legislative GIF §19-5-100**		**0.00**		
BBF		884,493,645.24		884,493,645.24	
					0.00
KBM041H	**Scatter Creek Wild (0080)**		**0.00**		
BBF		50,000.00		50,000.00	
					0.00
KBM041J	**Wildlife Museums**		**0.00**		
BBF		40,000.00		40,000.00	
					0.00
KBM041K	**Hunters Feed**		**0.00**		
BBF		100,000.00		100,000.00	
					0.00
KBM041M	**Osceola Toll Pkwy**		**0.00**		
BBF		140,000.00		140,000.00	
					0.00
KBM041N	**Infrastructure**		**0.00**		
BBF		30,000.00		30,000.00	
					0.00
KBM041P	**Intermod Fac/Infra**		**0.00**		
BBF		40,000.00		40,000.00	
					0.00
KBM041Q	**Repairs/Draining**		**0.00**		
BBF		100,000.00		100,000.00	
					0.00
KBM041R	**State Hwy Repairs**		**0.00**		
BBF		170,000.00		170,000.00	
					0.00
KBM047U	**Pulaski Co Deseg**		**0.00**		
BBF		40,000.00		40,000.00	

Fund / Type	Fund Description / Type Description	Beginning Balance / Debits		Credits	Ending Balance
					0.00
KBM048C	AR Firefighters Mem		0.00		
BBF		5,000.00		5,000.00	
					0.00
KBM140A	Child Advocacy Ctrs		0.00		
BBF		46,429.00		46,429.00	
					0.00
KBM141C	Constr/Renov/M&O		0.00		
BBF		50,000.00		50,000.00	
					0.00
KBM141D	Maint/Equip/Library		0.00		
BBF		100,000.00		100,000.00	
					0.00
KBM141E	AR Northeastern		0.00		
BBF		50,000.00		50,000.00	
					0.00
KBM141F	Paragould Nursing		0.00		
BBF		25,000.00		25,000.00	
					0.00
KBM141G	Tech Upgrades		0.00		
BBF		100,000.00		100,000.00	
					0.00
KBM141S	Maint/Equip/Library		0.00		
BBF		1,600,000.00		1,600,000.00	
					0.00
KBM141T	House/Museum/Plant		0.00		
BBF		1,314,429.00		1,314,429.00	
					0.00
KBM141V	Distance Learning		0.00		
BBF		250,000.00		250,000.00	
					0.00
KBM141W	Marked Tree Tech		0.00		
BBF		25,000.00		25,000.00	
					0.00
KBM141X	Maint/Equip/Library		0.00		
BBF		100,000.00		100,000.00	
					0.00
KBM141Y	Comm Dev Ctr		0.00		
BBF		250,714.00		250,714.00	
					0.00
KBM141Z	Maint/Equip/Libary		0.00		
BBF		100,000.00		100,000.00	
					0.00
KBM142A	Scholarships		0.00		
BBF		35,000.00		35,000.00	
					0.00
KBM142B	Transport Tech Ctr		0.00		
BBF		135,000.00		135,000.00	
					0.00
KBM142C	Maint/Equip/Library		0.00		

Fund	Fund Description	Beginning Balance			Ending Balance
Type	Type Description	Debits		Credits	
BBF		208,000.00		208,000.00	
					0.00
KBM142D	**Maint/Equip/Library**		**0.00**		
BBF		100,000.00		100,000.00	
					0.00
KBM142E	**Lake Point Conf Ctr**		**0.00**		
BBF		100,000.00		100,000.00	
					0.00
KBM142H	**Maint/Equip/Library**		**0.00**		
BBF		100,000.00		100,000.00	
					0.00
KBM142J	**Maint/Equip/Library**		**0.00**		
BBF		100,000.00		100,000.00	
					0.00
KBM142K	**Maint/Equip/Library**		**0.00**		
BBF		100,000.00		100,000.00	
					0.00
KBM142M	**Maint/Equip/Library**		**0.00**		
BBF		100,000.00		100,000.00	
					0.00
KBM142N	**Maint/Equip/Library**		**0.00**		
BBF		100,000.00		100,000.00	
					0.00
KBM142R	**Maint/Equip/Library**		**0.00**		
BBF		100,000.00		100,000.00	
					0.00
KBM142T	**Maint/Equip/Library**		**0.00**		
BBF		100,000.00		100,000.00	
					0.00
KBM142U	**SACC**		**0.00**		
BBF		100,000.00		100,000.00	
					0.00
KBM142W	**Maint/Equip/Library**		**0.00**		
BBF		100,000.00		100,000.00	
					0.00
KBM142Z	**Maint/Equip/Library**		**0.00**		
BBF		100,000.00		100,000.00	
					0.00
KBM143A	**Maint/Equip/Library**		**0.00**		
BBF		100,000.00		100,000.00	
					0.00
KBM143C	**Maint/Equip/Library**		**0.00**		
BBF		150,000.00		150,000.00	
					0.00
KBM147M	**EACC**		**0.00**		
BBF		50,000.00		50,000.00	
					0.00
KBM147P	**MSCC**		**0.00**		
BBF		20,000.00		20,000.00	
					0.00

Fund / Type	Fund Description / Type Description	Beginning Balance / Debits		Credits	Ending Balance
KBM147Q	**Local Econ Dev**		**0.00**		
BBF		100,000.00		100,000.00	
					0.00
KBM147R	**Multipurpose Bldg**		**0.00**		
BBF		285,714.00		285,714.00	
					0.00
KBM147S	**Multi-Media Equip**		**0.00**		
BBF		975,000.00		975,000.00	
					0.00
KBM147W	**Stuttgart Comm Ctr**		**0.00**		
BBF		100,000.00		100,000.00	
					0.00
KBM147Z	**Campus Renovations**		**0.00**		
BBF		50,000.00		50,000.00	
					0.00
KBM148A	**SAU Tech**		**0.00**		
BBF		75,000.00		75,000.00	
					0.00
KBM148B	**Air Power School**		**0.00**		
BBF		50,000.00		50,000.00	
					0.00
KBM148D	**SACC**		**0.00**		
BBF		50,000.00		50,000.00	
					0.00
KBM148E	**Lignite Study**		**0.00**		
BBF		100,000.00		100,000.00	
					0.00
KBM148F	**Maint/Equip/Library**		**0.00**		
BBF		100,000.00		100,000.00	
					0.00
KBM148K	**African Am Cem**		**0.00**		
BBF		40,000.00		40,000.00	
					0.00
KBM148M	**UA System Grants**		**0.00**		
BBF		6,600,000.00		6,600,000.00	
					0.00
KBM148N	**Archeology Survey**		**0.00**		
BBF		35,000.00		35,000.00	
					0.00
KBM148P	**ASMSA**		**0.00**		
BBF		200,000.00		200,000.00	
					0.00
KBM148Q	**Maint/Eqip/Library (0135)**		**0.00**		
BBF		100,000.00		100,000.00	
					0.00
KBM148W	**Clinton School**		**0.00**		
BBF		25,000.00		25,000.00	
					0.00
KBM148X	**Criminal Justice**		**0.00**		
BBF		50,000.00		50,000.00	

Fund / Type	Fund Description / Type Description	Beginning Balance / Debits		Credits	Ending Balance
					0.00
KBM148Y	Win Rockefeller Inst		0.00		
BBF		146,429.00		146,429.00	
					0.00
KBM148Z	Clinton School		0.00		
BBF		500,000.00		500,000.00	
					0.00
KBM149A	Child Planting		0.00		
BBF		30,000.00		30,000.00	
					0.00
KBM149B	Debate Team		0.00		
BBF		50,000.00		50,000.00	
					0.00
KBM149C	Maint/Equip/Library		0.00		
BBF		100,000.00		100,000.00	
					0.00
KBM149D	Criminal Justice		0.00		
BBF		90,000.00		90,000.00	
					0.00
KBM149E	Perimeter Property		0.00		
BBF		571,429.00		571,429.00	
					0.00
KBM149F	Maint/Equip/Libary		0.00		
BBF		100,000.00		100,000.00	
					0.00
KBM149G	Maint/Equip/Library		0.00		
BBF		100,000.00		100,000.00	
					0.00
KBM149H	Forest Resource Comp		0.00		
BBF		3,705,857.00		3,705,857.00	
					0.00
KBM149J	Constr/M&O		0.00		
BBF		50,000.00		50,000.00	
					0.00
KBM149M	Maint/Equip/Library		0.00		
BBF		100,000.00		100,000.00	
					0.00
KBM149N	Maint/Equip/Library		0.00		
BBF		100,000.00		100,000.00	
					0.00
KBM149P	UAPB Seminars		0.00		
BBF		20,000.00		20,000.00	
					0.00
KBM149Q	Constr/M&O		0.00		
BBF		135,000.00		135,000.00	
					0.00
KBM149S	General Support		0.00		
BBF		558,929.00		558,929.00	
					0.00
KBM150B	Language Disorders		0.00		

Fund	Fund Description	Beginning Balance			Ending Balance
Type	Type Description	Debits		Credits	
BBF		50,000.00		50,000.00	
					0.00
KBM150C	**Child Abuse/Advoc**		**0.00**		
BBF		930,000.00		930,000.00	
					0.00
KBM150N	**ADTEC**		**0.00**		
BBF		60,325.00		60,325.00	
					0.00
KBM150U	**Wilson Hall**		**0.00**		
BBF		4,000,000.00		4,000,000.00	
					0.00
KBM150V	**ASU Searcy Phase II**		**0.00**		
BBF		500,000.00		500,000.00	
					0.00
KBM150W	**Community Dev Ctr**		**0.00**		
BBF		500,000.00		500,000.00	
					0.00
KBM150Y	**ADTEC**		**0.00**		
BBF		200,000.00		200,000.00	
					0.00
KBM150Z	**Classroom Facility**		**0.00**		
BBF		500,000.00		500,000.00	
					0.00
KBM151A	**McEver Bldg Phase 2**		**0.00**		
BBF		800,000.00		800,000.00	
					0.00
KBM151H	**ADTEC**		**0.00**		
BBF		86,938.00		86,938.00	
					0.00
KBM152Q	**Regional Econ Dev**		**0.00**		
BBF		200,012.50		200,012.50	
					0.00
KBM152R	**ADTEC**		**0.00**		
BBF		91,976.00		91,976.00	
					0.00
KBM152V	**University Center**		**0.00**		
BBF		2,000,000.00		2,000,000.00	
					0.00
KBM152X	**University Partners**		**0.00**		
BBF		2,034,845.00		2,034,845.00	
					0.00
KBM152Y	**ADTEC**		**0.00**		
BBF		1,689,500.00		1,689,500.00	
					0.00
KBM152Z	**ADTEC**		**0.00**		
BBF		129,865.00		129,865.00	
					0.00
KBM153D	**Allied Health Ctr**		**0.00**		
BBF		500,000.00		500,000.00	
					0.00

Fund / Type	Fund Description / Type Description	Beginning Balance / Debits		Credits	Ending Balance
KBM153Z	**Cancer Research Ctr**		**0.00**		
BBF		536,466.00		536,466.00	
					0.00
KBM154E	**Nursing/Health Fac**		**0.00**		
BBF		200,000.00		200,000.00	
					0.00
KBM154V	**Sci/Tech Bldg Act 1101/07 016**		**0.00**		
BBF		100,000.00		100,000.00	
					0.00
KBM156C	**Construct/Renovate (0190)**		**0.00**		
BBF		1,000,000.00		1,000,000.00	
					0.00
KBM240Q	**Licensed Perp Care**		**0.00**		
BBF		101,000.00		101,000.00	
					0.00
KBM246K	**Co/Community Svcs**		**0.00**		
BBF		40,000.00		40,000.00	
					0.00
KBM246P	**Scenic Hwys/Parks**		**0.00**		
BBF		20,000.00		20,000.00	
					0.00
KBM246R	**County Jails**		**0.00**		
BBF		20,000.00		20,000.00	
					0.00
KBM246S	**Fairgrounds**		**0.00**		
BBF		10,000.00		10,000.00	
					0.00
KBM246T	**Fire Depts**		**0.00**		
BBF		56,000.00		56,000.00	
					0.00
KBM246U	**County Fairs**		**0.00**		
BBF		20,000.00		20,000.00	
					0.00
KBM246V	**Rural Fire Depts**		**0.00**		
BBF		119,429.00		119,429.00	
					0.00
KBM246W	**Rural Fire Dept/Fair**		**0.00**		
BBF		50,000.00		50,000.00	
					0.00
KBM246X	**City/Co Grants**		**0.00**		
BBF		118,929.00		118,929.00	
					0.00
KBM246Y	**Community Ctrs**		**0.00**		
BBF		22,000.00		22,000.00	
					0.00
KBM246Z	**Fair Assoc**		**0.00**		
BBF		30,000.00		30,000.00	
					0.00
KBM247A	**Fire Depts**		**0.00**		
BBF		93,000.00		93,000.00	

Fund / Type	Fund Description / Type Description	Beginning Balance / Debits		Credits	Ending Balance
					0.00
KBM247B	Rural Svcs Grants		0.00		
BBF		193,500.00		193,500.00	
					0.00
KBM247C	Rural Fire Depts		0.00		
BBF		30,000.00		30,000.00	
					0.00
KBM247D	Rural Fire Protect		0.00		
BBF		60,000.00		60,000.00	
					0.00
KBM247E	Fire/Rescue/Emt		0.00		
BBF		100,000.00		100,000.00	
					0.00
KBM247F	Senior Citizen Ctrs		0.00		
BBF		100,000.00		100,000.00	
					0.00
KBM247G	County Sheriff Dept		0.00		
BBF		50,000.00		50,000.00	
					0.00
KBM248G	Boys/Girls Clubs		0.00		
BBF		100,000.00		100,000.00	
					0.00
KBM253T	08 Prim/Spl Elect		0.00		
BBF		1,757,050.00		1,757,050.00	
					0.00
KBM254P	Fire Depts		0.00		
BBF		10,000.00		10,000.00	
					0.00
KBM347H	Veteran Org		0.00		
BBF		5,000.00		5,000.00	
					0.00
KBM347N	MLK Heritage Center		0.00		
BBF		5,429.00		5,429.00	
					0.00
KBM349T	Elev Constr/Maint		0.00		
BBF		200,000.00		200,000.00	
					0.00
KBM350F	State Property		0.00		
BBF		5,640,703.53		5,640,703.53	
					0.00
KBM350R	LR Admin Office		0.00		
BBF		3,750,000.00		3,750,000.00	
					0.00
KBM354K	War Memorial		0.00		
BBF		1,500,000.00		1,500,000.00	
					0.00
KBM440B	Youth Livestock		0.00		
BBF		10,000.00		10,000.00	
					0.00
KBM440C	Farmers Markets (0400)		0.00		

Fund	Fund Description	Beginning Balance			Ending Balance
Type	Type Description	Debits		Credits	
BBF		471,429.00		471,429.00	
					0.00
KBM440D	**Aquaculture Fish**		**0.00**		
BBF		137,750.00		137,750.00	
					0.00
KBM440E	**Aquaculture Lab**		**0.00**		
BBF		99,750.00		99,750.00	
					0.00
KBM440F	**AR Agri Dept M&O**		**0.00**		
BBF		300,000.00		300,000.00	
					0.00
KBM440G	**Annual Festivals**		**0.00**		
BBF		45,000.00		45,000.00	
					0.00
KBM440H	**AR State Fair**		**0.00**		
BBF		100,000.00		100,000.00	
					0.00
KBM440J	**AR Agri Dept Exp**		**0.00**		
BBF		26,470.12		26,470.12	
					0.00
KBM440K	**Dist Livestock Fac**		**0.00**		
BBF		70,000.00		70,000.00	
					0.00
KBM440M	**County Fairs**		**0.00**		
BBF		25,000.00		25,000.00	
					0.00
KBM440N	**County Fairs**		**0.00**		
BBF		20,000.00		20,000.00	
					0.00
KBM440R	**Airports**		**0.00**		
BBF		250,629.00		250,629.00	
					0.00
KBM440V	**Conservation Dist**		**0.00**		
BBF		175,000.00		175,000.00	
					0.00
KBM440W	**Sparta Aquifer**		**0.00**		
BBF		6,880,764.91		6,880,764.91	
					0.00
KBM440X	**Rural Water Assoc**		**0.00**		
BBF		50,000.00		50,000.00	
					0.00
KBM440Y	**AR Auto Map Syst**		**0.00**		
BBF		220,000.00		220,000.00	
					0.00
KBM440Z	**Water/Sewer Imp**		**0.00**		
BBF		40,000.00		40,000.00	
					0.00
KBM441A	**Irrigation**		**0.00**		
BBF		50,000.00		50,000.00	
					0.00

Fund / Type	Fund Description / Type Description	Beginning Balance / Debits	Credits	Ending Balance
KBM441B	**Reg Waste Water**	**0.00**		
BBF		100,000.00	100,000.00	
				0.00
KBM450D	**Co/District Fairs**	**0.00**		
BBF		847,200.00	847,200.00	
				0.00
KBM450H	**Repairs/Renovations**	**0.00**		
BBF		50,000.00	50,000.00	
				0.00
KBM450J	**Water/Waste**	**0.00**		
BBF		2,700,000.00	2,700,000.00	
				0.00
KBM450K	**Illinois River**	**0.00**		
BBF		1,504,170.00	1,504,170.00	
				0.00
KBM451Q	**Const/Maint**	**0.00**		
BBF		2,814,824.98	2,814,824.98	
				0.00
KBM451R	**Med Svcs Risk Pool**	**0.00**		
BBF		4,800,000.00	4,800,000.00	
				0.00
KBM451S	**Malvern/Grimes**	**0.00**		
BBF		11,975,861.43	11,975,861.43	
				0.00
KBM451T	**Const/Maint**	**0.00**		
BBF		3,781,357.71	3,781,357.71	
				0.00
KBM454N	**ANRC Grants**	**0.00**		
BBF		25,000.00	25,000.00	
				0.00
KBM4X17	**Licensed Perp Care (0425)**	**-101,000.00**		
BBF		0.00	101,000.00	
				-101,000.00
KBM543F	**Community Libraries**	**0.00**		
BBF		20,000.00	20,000.00	
				0.00
KBM544D	**After School Prog**	**0.00**		
BBF		40,000.00	40,000.00	
				0.00
KBM544E	**Library Improve (0500)**	**0.00**		
BBF		40,000.00	40,000.00	
				0.00
KBM544F	**Continuing Ed Dept**	**0.00**		
BBF		20,000.00	20,000.00	
				0.00
KBM544G	**Public Libraries**	**0.00**		
BBF		35,000.00	35,000.00	
				0.00
KBM544H	**Libraries**	**0.00**		
BBF		5,000.00	5,000.00	

Fund / Type	Fund Description / Type Description	Beginning Balance / Debits		Credits	Ending Balance
					0.00
KBM544J	**Literacy Councils**		0.00		
BBF		10,429.00		10,429.00	
					0.00
KBM544K	**State Library Board**		0.00		
BBF		75,000.00		75,000.00	
					0.00
KBM544M	**Libraries (0519)**		0.00		
BBF		5,000.00		5,000.00	
					0.00
KBM544N	**Public Libraries (0519)**		0.00		
BBF		50,000.00		50,000.00	
					0.00
KBM544P	**Central AR Library**		0.00		
BBF		125,000.00		125,000.00	
					0.00
KBM544Q	**Charter Schools**		0.00		
BBF		50,000.00		50,000.00	
					0.00
KBM547J	**Camp Couchdale**		0.00		
BBF		200,000.00		200,000.00	
					0.00
KBM547K	**Literacy Councils**		0.00		
BBF		5,000.00		5,000.00	
					0.00
KBM547T	**Nursing Ed Facility**		0.00		
BBF		238,457.33		238,457.33	
					0.00
KBM552A	**Pub Sch Computer**		0.00		
BBF		5,800,586.00		5,800,586.00	
					0.00
KBM552B	**Const/Maint**		0.00		
BBF		250,000.00		250,000.00	
					0.00
KBM552C	**Const/Maint**		0.00		
BBF		250,000.00		250,000.00	
					0.00
KBM552D	**Technology/M&O**		0.00		
BBF		500,926.77		500,926.77	
					0.00
KBM552N	**Constr/Maint**		0.00		
BBF		500,000.00		500,000.00	
					0.00
KBM554Q	**Tech Institutes**		0.00		
BBF		337,837.64		337,837.64	
					0.00
KBM556F	**GR Reclaimed (0534)**		0.00		
BBF		196,680.21		196,680.21	
					0.00
KBM556G	**GR Reclaimed (0552)**		0.00		

Fund	Fund Description	Beginning Balance			Ending Balance
Type	Type Description	Debits		Credits	
BBF		60,532.31		60,532.31	
					0.00
KBM556H	**GR Reclaimed (0582)**		**0.00**		
BBF		265,483.48		265,483.48	
					0.00
KBM56M1	**Prostrate CancerAct1101(0150**		**0.00**		
BBF		1,000,000.00		1,000,000.00	
					0.00
KBM56M2	**NW AR Satellite Campus (0150**		**0.00**		
BBF		1,900,000.00		1,900,000.00	
					0.00
KBM56M3	**Delta AHEC (0150)**		**0.00**		
BBF		500,000.00		500,000.00	
					0.00
KBM56M4	**Institute on Aging (0150)**		**0.00**		
BBF		500,000.00		500,000.00	
					0.00
KBM56M5	**North Central AHEC-Art (0150)**		**0.00**		
BBF		600,000.00		600,000.00	
					0.00
KBM56M6	**NWAR Psych Research (0150)**		**0.00**		
BBF		300,000.00		300,000.00	
					0.00
KBM642F	**Maint/Equip/Library**		**0.00**		
BBF		100,000.00		100,000.00	
					0.00
KBM642G	**Maint/Equip/Library**		**0.00**		
BBF		100,000.00		100,000.00	
					0.00
KBM642P	**Maint/Equip/Library**		**0.00**		
BBF		100,000.00		100,000.00	
					0.00
KBM642Q	**Maint/Equip/Library**		**0.00**		
BBF		100,000.00		100,000.00	
					0.00
KBM642S	**Maint/Equip/Library**		**0.00**		
BBF		100,000.00		100,000.00	
					0.00
KBM642V	**Maint/Equip/Library**		**0.00**		
BBF		100,000.00		100,000.00	
					0.00
KBM643B	**Maint/Equip/Library**		**0.00**		
BBF		100,000.00		100,000.00	
					0.00
KBM643D	**Paragould Train Ctr**		**0.00**		
BBF		25,000.00		25,000.00	
					0.00
KBM643E	**Const/Infrastr**		**0.00**		
BBF		50,000.00		50,000.00	
					0.00

Fund / Type	Fund Description / Type Description	Beginning Balance / Debits		Credits	Ending Balance
KBM645F	**General M&O Grants**		**0.00**		
BBF		50,000.00		50,000.00	
					0.00
KBM647V	**Ouachita Tech**		**0.00**		
BBF		125,000.00		125,000.00	
					0.00
KBM647Y	**Career Ctr Bauxite**		**0.00**		
BBF		300,000.00		300,000.00	
					0.00
KBM651D	**Auto Body Class/Shop**		**0.00**		
BBF		150,000.00		150,000.00	
					0.00
KBM652F	**Alltel Arena (0620)**		**0.00**		
BBF		82,500.00		82,500.00	
					0.00
KBM652G	**Tax Return Process**		**0.00**		
BBF		20,000,343.94		20,000,343.94	
					0.00
KBM654M	**Mt View/Melbourne**		**0.00**		
BBF		200,000.00		200,000.00	
					0.00
KBM656E	**Construct/Renovate (0677)**		**0.00**		
BBF		700,000.00		700,000.00	
					0.00
KBM68RK	**State Libraries Act (0620)**		**0.00**		
BBF		25,000.00		25,000.00	
					0.00
KBM743X	**Small Econ Dev**		**0.00**		
BBF		15,000.00		15,000.00	
					0.00
KBM743Y	**Senior Citizen Ctrs**		**0.00**		
BBF		2,046,000.00		2,046,000.00	
					0.00
KBM743Z	**AR Econ Dev Grants**		**0.00**		
BBF		708,286.00		708,286.00	
					0.00
KBM744A	**Industrial Dev**		**0.00**		
BBF		200,000.00		200,000.00	
					0.00
KBM744B	**Industrial Site**		**0.00**		
BBF		446,429.00		446,429.00	
					0.00
KBM744C	**Industrial Parks**		**0.00**		
BBF		25,000.00		25,000.00	
					0.00
KBM744R	**Senior Citizen Ctrs**		**0.00**		
BBF		60,000.00		60,000.00	
					0.00
KBM744S	**Meals-On-Wheels**		**0.00**		
BBF		10,000.00		10,000.00	

Fund / Type	Fund Description / Type Description	Beginning Balance / Debits		Credits	Ending Balance
					0.00
KBM744T	Senior Citizen Ctrs		0.00		
BBF		50,000.00		50,000.00	
					0.00
KBM744U	Senior Citizen Ctrs		0.00		
BBF		65,000.00		65,000.00	
					0.00
KBM744V	Senior Citizen Ctrs		0.00		
BBF		30,000.00		30,000.00	
					0.00
KBM744W	RSVP		0.00		
BBF		5,000.00		5,000.00	
					0.00
KBM744X	Senior Citizen Ctrs		0.00		
BBF		80,000.00		80,000.00	
					0.00
KBM744Y	Senior Citizen Ctrs		0.00		
BBF		66,000.00		66,000.00	
					0.00
KBM744Z	Senior Citizen Ctrs		0.00		
BBF		40,000.00		40,000.00	
					0.00
KBM745A	Senior Citizen Ctrs		0.00		
BBF		75,000.00		75,000.00	
					0.00
KBM745B	Alcohol/Subst Abuse		0.00		
BBF		40,000.00		40,000.00	
					0.00
KBM745C	Mental Health Beds		0.00		
BBF		3,972,573.37		3,972,573.37	
					0.00
KBM745D	Subst Abuse Treat		0.00		
BBF		140,429.00		140,429.00	
					0.00
KBM745E	At-Risk Youth		0.00		
BBF		7,500.00		7,500.00	
					0.00
KBM745G	County Nursing Homes		0.00		
BBF		39,000.00		39,000.00	
					0.00
KBM745H	Community Org		0.00		
BBF		191,429.00		191,429.00	
					0.00
KBM745J	Senior Ctrs		0.00		
BBF		99,000.00		99,000.00	
					0.00
KBM745K	AR Area Aging Agency		0.00		
BBF		60,000.00		60,000.00	
					0.00
KBM745M	Inpatient Psych Svc		0.00		

Fund	Fund Description	Beginning Balance			Ending Balance
Type	Type Description	Debits		Credits	
BBF		110,000.00		110,000.00	
					0.00
KBM745N	Alcohol/Subst Abuse		0.00		
BBF		40,000.00		40,000.00	
					0.00
KBM745P	Alc/Drug Women		0.00		
BBF		10,000.00		10,000.00	
					0.00
KBM745Q	Drug Prev/Treat		0.00		
BBF		30,000.00		30,000.00	
					0.00
KBM745R	Drug Prev/Treat		0.00		
BBF		30,000.00		30,000.00	
					0.00
KBM745S	Mental Health Ctrs		0.00		
BBF		16,429.00		16,429.00	
					0.00
KBM745T	Human Dev Ctrs		0.00		
BBF		11,429.00		11,429.00	
					0.00
KBM745U	Dev Disability Svcs		0.00		
BBF		199,000.00		199,000.00	
					0.00
KBM745V	Dev Disability Svcs		0.00		
BBF		100,000.00		100,000.00	
					0.00
KBM745W	Hospices		0.00		
BBF		25,000.00		25,000.00	
					0.00
KBM745X	AR Nonprofit Sector		0.00		
BBF		50,000.00		50,000.00	
					0.00
KBM745Y	Alexander Juv Corr		0.00		
BBF		100,813.07		100,813.07	
					0.00
KBM745Z	2 Yr Comm Colleges		0.00		
BBF		75,000.00		75,000.00	
					0.00
KBM746A	Black Colleges/Univ		0.00		
BBF		115,500.00		115,500.00	
					0.00
KBM749U	Dev Disability Svcs		0.00		
BBF		75,000.00		75,000.00	
					0.00
KBM749V	Juv Delinquency Prev		0.00		
BBF		200,000.00		200,000.00	
					0.00
KBM751W	Training Incentives		0.00		
BBF		1,201,280.00		1,201,280.00	
					0.00

Fund / Type	Fund Description / Type Description	Beginning Balance / Debits		Credits	Ending Balance
KBM751X	**Innovate AR**		**0.00**		
BBF		2,200,000.00		2,200,000.00	
					0.00
KBM751Z	**City/County Grants**		**0.00**		
BBF		10,259,865.35		10,259,865.35	
					0.00
KBM752H	**Constr/Maint**		**0.00**		
BBF		4,367,352.29		4,367,352.29	
					0.00
KBM752J	**2 Yr Colleges**		**0.00**		
BBF		3,000,000.00		3,000,000.00	
					0.00
KBM756B	**City/Co Transport Act (0790)**		**0.00**		
BBF		400,000.00		400,000.00	
					0.00
KBM843G	**Hist Pres/Museums**		**0.00**		
BBF		5,515.23		5,515.23	
					0.00
KBM843H	**Historic Societies**		**0.00**		
BBF		5,000.00		5,000.00	
					0.00
KBM843J	**Art Ctrs**		**0.00**		
BBF		25,000.00		25,000.00	
					0.00
KBM843K	**AR Heritage Grants**		**0.00**		
BBF		345,000.00		345,000.00	
					0.00
KBM843M	**Community Ctrs**		**0.00**		
BBF		102,246.95		102,246.95	
					0.00
KBM843N	**Arts Organizations**		**0.00**		
BBF		20,000.00		20,000.00	
					0.00
KBM843P	**Mosaic Templar**		**0.00**		
BBF		25,000.00		25,000.00	
					0.00
KBM843Q	**County Courthouses**		**0.00**		
BBF		10,000.00		10,000.00	
					0.00
KBM843R	**Historic Pres Rest**		**0.00**		
BBF		15,000.00		15,000.00	
					0.00
KBM843S	**Veterans Mem Park**		**0.00**		
BBF		11,429.00		11,429.00	
					0.00
KBM843T	**Hist Silver Bridge**		**0.00**		
BBF		40,000.00		40,000.00	
					0.00
KBM843U	**Historic Bldgs**		**0.00**		
BBF		10,000.00		10,000.00	

Fund / Type	Fund Description / Type Description	Beginning Balance / Debits		Credits	Ending Balance
					0.00
KBM843V	Community Enhance		0.00		
BBF		70,000.00		70,000.00	
					0.00
KBM851M	Mosaic Templars		0.00		
BBF		750,000.00		750,000.00	
					0.00
KBM940S	Emergency Mgmt		0.00		
BBF		125,000.00		125,000.00	
					0.00
KBM940T	Emergency Svc		0.00		
BBF		10,000.00		10,000.00	
					0.00
KBM943W	Drug Task Force		0.00		
BBF		115,000.00		115,000.00	
					0.00
KBM946B	AR Festivals		0.00		
BBF		35,000.00		35,000.00	
					0.00
KBM946C	Entertainer Fame		0.00		
BBF		25,000.00		25,000.00	
					0.00
KBM946D	Parks/Tourism		0.00		
BBF		15,000.00		15,000.00	
					0.00
KBM946E	Parks/Tourism		0.00		
BBF		90,000.00		90,000.00	
					0.00
KBM946F	Recreational Parks		0.00		
BBF		70,000.00		70,000.00	
					0.00
KBM946G	US Marshall Museum		0.00		
BBF		2,200,000.00		2,200,000.00	
					0.00
KBM946H	Black History Comm		0.00		
BBF		50,245.60		50,245.60	
					0.00
KBM948H	Youth Chall/CStep		0.00		
BBF		70,000.00		70,000.00	
					0.00
KBM948J	Armory Land		0.00		
BBF		50,000.00		50,000.00	
					0.00
KBM949X	Ampitheater		0.00		
BBF		75,000.00		75,000.00	
					0.00
KBM949Y	Natural Res Museums		0.00		
BBF		20,000.00		20,000.00	
					0.00
KBM949Z	Parks/Tourism		0.00		

Fund / Type	Fund Description / Type Description	Beginning Balance / Debits		Credits	Ending Balance
BBF		40,000.00		40,000.00	
					0.00
KBM950G	**Purch/Const/Impr**		**0.00**		
BBF		200,000.00		200,000.00	
					0.00
KBM951P	**Hot Springs Bldg**		**0.00**		
BBF		400,000.00		400,000.00	
					0.00
KBM952K	**Computers/Printers**		**0.00**		
BBF		84,474.00		84,474.00	
					0.00
KBM952M	**Park Facilities**		**0.00**		
BBF		2,000,143.45		2,000,143.45	
					0.00
KBMA44L	**Central Hi 50Th**		**0.00**		
BBF		50,000.00		50,000.00	
					0.00
KBMA46J	**Community Enhance**		**0.00**		
BBF		166,429.00		166,429.00	
					0.00
KBMA46M	**Community Svcs**		**0.00**		
BBF		300,000.00		300,000.00	
					0.00
KBMA46N	**Community Svcs**		**0.00**		
BBF		10,000.00		10,000.00	
					0.00
KBMA46Q	**Rural Svcs Grants**		**0.00**		
BBF		100,000.00		100,000.00	
					0.00
KBMA47X	**Kanis Learning Ctr**		**0.00**		
BBF		20,000.00		20,000.00	
					0.00
KBMA49R	**Operations**		**0.00**		
BBF		100,000.00		100,000.00	
					0.00
KBMA50E	**Air Tankers**		**0.00**		
BBF		1,431,801.00		1,431,801.00	
					0.00
KBMA50P	**Basic Research**		**0.00**		
BBF		275,000.00		275,000.00	
					0.00
KBMA51J	**Hangar**		**0.00**		
BBF		500,000.00		500,000.00	
					0.00
KBMA52E	**State Vehicles**		**0.00**		
BBF		8,000,325.00		8,000,325.00	
					0.00
KBMA53N	**Capitol Bldg Roof**		**0.00**		
BBF		307,568.00		307,568.00	
					0.00

Fund / Type	Fund Description / Type Description	Beginning Balance / Debits		Credits	Ending Balance
KBMA53S	**University Science**		**0.00**		
BBF		1,000,000.00		1,000,000.00	
					0.00
KBMA53V	**State Armories**		**0.00**		
BBF		100,000.00		100,000.00	
					0.00
KBMA53W	**Nanotechnology**		**0.00**		
BBF		5,500,000.00		5,500,000.00	
					0.00
KBMA53Y	**Cyber College**		**0.00**		
BBF		5,500,000.00		5,500,000.00	
					0.00
KBMA54A	**Education Bldg**		**0.00**		
BBF		1,100,000.00		1,100,000.00	
					0.00
KBMA54D	**Renovations/Repairs**		**0.00**		
BBF		500,000.00		500,000.00	
					0.00
KBMA54F	**Science/Tech Ctr**		**0.00**		
BBF		300,000.00		300,000.00	
					0.00
KBMB44L	**Child Golf**		**0.00**		
BBF		40,000.00		40,000.00	
					0.00
KBMB46J	**Community Enhance**		**0.00**		
BBF		346,429.00		346,429.00	
					0.00
KBMB46M	**Community Svcs**		**0.00**		
BBF		212,000.00		212,000.00	
					0.00
KBMB46N	**Community Svcs**		**0.00**		
BBF		106,429.00		106,429.00	
					0.00
KBMB46Q	**Org/Depts**		**0.00**		
BBF		316,550.15		316,550.15	
					0.00
KBMB47X	**Kanis Learning Ctr**		**0.00**		
BBF		100,000.00		100,000.00	
					0.00
KBMB49R	**Operations**		**0.00**		
BBF		10,000.00		10,000.00	
					0.00
KBMB50E	**Forest Fire Equip**		**0.00**		
BBF		2,940,000.00		2,940,000.00	
					0.00
KBMB53V	**ADA Requirements**		**0.00**		
BBF		750,050.31		750,050.31	
					0.00
KBMB54D	**Technology Upgrades**		**0.00**		
BBF		100,000.00		100,000.00	

Fund / Type	Fund Description / Type Description	Beginning Balance / Debits		Credits	Ending Balance
					0.00
KBMB54H	Business Bldg		0.00		
BBF		500,000.00		500,000.00	
					0.00
KBMC44L	County Truck Tarps		0.00		
BBF		125,000.00		125,000.00	
					0.00
KBMC46J	Community Improve		0.00		
BBF		212,857.00		212,857.00	
					0.00
KBMC46M	Community Svcs		0.00		
BBF		141,429.00		141,429.00	
					0.00
KBMC50E	LR Admin Office		0.00		
BBF		220,000.00		220,000.00	
					0.00
KBMD44L	Local Juvenile Det		0.00		
BBF		50,000.00		50,000.00	
					0.00
KBMD46J	Community Improve		0.00		
BBF		21,429.00		21,429.00	
					0.00
KBMD46M	Community Svcs		0.00		
BBF		560,000.00		560,000.00	
					0.00
KBMD50P	Applied Tech Ctrs		0.00		
BBF		7,461,269.41		7,461,269.41	
					0.00
KBME44L	Fire Depts		0.00		
BBF		4,006,110.56		4,006,110.56	
					0.00
KBME50P	Tech Dev/Research		0.00		
BBF		500,000.00		500,000.00	
					0.00
KBME52E	21st Cent Taskforce		0.00		
BBF		100,000.00		100,000.00	
					0.00
KBMEX00	86th Executive GIF §19-5-1005		0.00		
BBF		188,949,461.95		188,949,461.95	
					0.00
KBMF44L	Traveling Exhibits		0.00		
BBF		20,000.00		20,000.00	
					0.00
KBMH44L	Cancer Detect/Res		0.00		
BBF		48,929.00		48,929.00	
					0.00
KBMHOLD	86th Session Set Aside (0610)		0.00		
BBF		489,948,838.00		489,948,838.00	
					0.00
KBMI44L	Plan/Develop Grants		0.00		

Fund	Fund Description	Beginning Balance		Ending Balance
Type	Type Description	Debits	Credits	
BBF		2,000,000.00	2,000,000.00	
				0.00
KBMI53W	Clinton School	0.00		
BBF		275,000.00	275,000.00	
				0.00
KBMJ44L	Veg Value-Added Fac	0.00		
BBF		30,000.00	30,000.00	
				0.00
KBMK44L	AR Sports Hall/Fame	0.00		
BBF		102,500.00	102,500.00	
				0.00
KBML44L	Literacy Program	0.00		
BBF		50,000.00	50,000.00	
				0.00
KBMM44L	AR Rice Depot	0.00		
BBF		641,000.00	641,000.00	
				0.00
KBMN44L	AR Farm Exhibit	0.00		
BBF		93,929.00	93,929.00	
				0.00
KBMTI00	86th Tech Inst GIF §19-5-1005	0.00		
BBF		507,616.26	507,616.26	
				0.00
KBMUNOB	86th Session Unobligated (061	0.00		
BBF		161,926,464.10	161,926,464.10	
				0.00
KBN0000	87th Legislative GIF 1443/09	0.00		
BBF		290,718,735.38	290,718,735.38	
				0.00
KBN0500	River Ed Coop (0500)	0.00		
BBF		20,000.00	20,000.00	
				0.00
KBN0700	Black Colleges (0700)	0.00		
BBF		126,500.00	126,500.00	
				0.00
KBN162L	County Hospitals 1443/09	0.00		
BBF		2,000.00	2,000.00	
				0.00
KBN163V	ANC GIF Proj-87 1443/09	0.00		
BBF		500,000.00	500,000.00	
				0.00
KBN163Y	Op/Acq Heritge Sites 1443/09	0.00		
BBF		1,025,000.00	1,025,000.00	
				0.00
KBN163Z	J.Cash Heritage Site 1443/09	0.00		
BBF		50,000.00	50,000.00	
				0.00
KBN164A	Cnst/Maint/Equ/LR-87 1443/09	0.00		
BBF		100,000.00	100,000.00	
				0.00

Fund / Type	Fund Description / Type Description	Beginning Balance / Debits		Credits	Ending Balance
KBN164B	**Cnst/Maint/Equ/LR-87 1443/09**		**0.00**		
BBF		100,000.00		100,000.00	
					0.00
KBN164C	**Cnst/Maint/Equ/LR-87 1443/09**		**0.00**		
BBF		250,000.00		250,000.00	
					0.00
KBN164D	**Cnst/Maint/Equ/LR-87 1443/09**		**0.00**		
BBF		150,000.00		150,000.00	
					0.00
KBN164E	**Cnst/Maint/Equ/LR-87 1443/09**		**0.00**		
BBF		100,000.00		100,000.00	
					0.00
KBN164F	**Cnst/Maint/Equ/LR-87 1443/09**		**0.00**		
BBF		100,000.00		100,000.00	
					0.00
KBN164G	**Cnst/Maint/Equ/LR-87 1443/09**		**0.00**		
BBF		100,000.00		100,000.00	
					0.00
KBN164H	**Cnst/Maint/Equ/LR-87 1443/09**		**0.00**		
BBF		100,000.00		100,000.00	
					0.00
KBN164J	**Cnst/Maint/Equ/LR-87 1443/09**		**0.00**		
BBF		150,000.00		150,000.00	
					0.00
KBN164K	**ACH South Wing-87 1443/09**		**0.00**		
BBF		100,000.00		100,000.00	
					0.00
KBN164L	**Cnst/Maint/Equ/LR-87 1443/09**		**0.00**		
BBF		100,000.00		100,000.00	
					0.00
KBN164M	**Cnst/Maint/Equ/LR-87 1443/09**		**0.00**		
BBF		300,000.00		300,000.00	
					0.00
KBN164N	**Cnst/Maint/Equ/LR-87 1443/09**		**0.00**		
BBF		100,000.00		100,000.00	
					0.00
KBN164P	**Cnst/Maint/Equ/LR-87 1443/09**		**0.00**		
BBF		100,000.00		100,000.00	
					0.00
KBN164Q	**Cnst/Maint/Equ/LR-87 1443/09**		**0.00**		
BBF		100,000.00		100,000.00	
					0.00
KBN164R	**Cnst/Maint/Equ/LR-87 1443/09**		**0.00**		
BBF		100,000.00		100,000.00	
					0.00
KBN164U	**Cnst/Maint/Equ/LR-87 1443/09**		**0.00**		
BBF		100,000.00		100,000.00	
					0.00
KBN164V	**Cnst/Maint/Equ/LR-87 1443/09**		**0.00**		
BBF		100,000.00		100,000.00	

Fund / Type	Fund Description / Type Description	Beginning Balance / Debits		Credits	Ending Balance
					0.00
KBN164W	Cnst/Maint/Equ/LR-87 1443/09		0.00		
BBF		150,000.00		150,000.00	
					0.00
KBN164X	Cnst/Maint/Equ/LR-87 1443/09		0.00		
BBF		100,000.00		100,000.00	
					0.00
KBN164Y	Cnst/Maint/Equ/LR-87 1443/09		0.00		
BBF		100,000.00		100,000.00	
					0.00
KBN165B	Cnst/Maint/Equ/LR-87 1443/09		0.00		
BBF		100,000.00		100,000.00	
					0.00
KBN165D	Cnst/Maint/Equ/LR-87 1443/09		0.00		
BBF		300,000.00		300,000.00	
					0.00
KBN165E	Cnst/Maint/Equ/LR-87 1443/09		0.00		
BBF		300,000.00		300,000.00	
					0.00
KBN165G	Cnst/Maint/Equ/LR-87 1443/09		0.00		
BBF		100,000.00		100,000.00	
					0.00
KBN165H	Cnst/Maint/Equ/LR-87 1443/09		0.00		
BBF		100,000.00		100,000.00	
					0.00
KBN165J	Cnst/Maint/Equ/LR-87 1443/09		0.00		
BBF		100,000.00		100,000.00	
					0.00
KBN165L	England Clsrm Renov 1443/09		0.00		
BBF		200,000.00		200,000.00	
					0.00
KBN165M	Army ROTC Climb Towr 1443/(		0.00		
BBF		25,000.00		25,000.00	
					0.00
KBN165N	Comm Dev Center-87 1443/09		0.00		
BBF		404,000.00		404,000.00	
					0.00
KBN165P	ASUN GIF Proj-87 1443/09		0.00		
BBF		200,000.00		200,000.00	
					0.00
KBN165Q	Marked Tree TC Clsrm 1443/09		0.00		
BBF		46,000.00		46,000.00	
					0.00
KBN165R	Marked Tree Tech Cnt 1443/09		0.00		
BBF		46,000.00		46,000.00	
					0.00
KBN165S	McEver Hall Exp/Impr 1443/09		0.00		
BBF		100,000.00		100,000.00	
					0.00
KBN165T	AR Blu Ribbon/HwyFin 1443/0!		0.00		

Fund	Fund Description	Beginning Balance			Ending Balance
Type	Type Description	Debits		Credits	
BBF		200,000.00		200,000.00	
					0.00
KBN165U	**TF Racial Profiling 1443/09**		**0.00**		
BBF		25,000.00		25,000.00	
					0.00
KBN168M	**Rural Entrepr Init87 1443/09**		**0.00**		
BBF		250,000.00		250,000.00	
					0.00
KBN168P	**Operations/Cnstr-87 1443/09**		**0.00**		
BBF		175,000.00		175,000.00	
					0.00
KBN168Q	**Cnstr/Renov/Oper-87 1443/09**		**0.00**		
BBF		40,000.00		40,000.00	
					0.00
KBN168R	**PerServ/Oper/Cnst-87 1443/09**		**0.00**		
BBF		807,000.00		807,000.00	
					0.00
KBN168S	**SearcyCo-Oper/Cnst87 1443/0**		**0.00**		
BBF		26,200.00		26,200.00	
					0.00
KBN168T	**Berryville Campus-87 1443/09**		**0.00**		
BBF		200,000.00		200,000.00	
					0.00
KBN168U	**NAC-Agri/Rodeo Prg87 1443/0**		**0.00**		
BBF		25,000.00		25,000.00	
					0.00
KBN168V	**NAC-South Campus87 1443/09**		**0.00**		
BBF		679,000.00		679,000.00	
					0.00
KBN168W	**Const/Eq/OpExp-87 1443/09**		**0.00**		
BBF		380,000.00		380,000.00	
					0.00
KBN168X	**CritMaint-Energy-87 1443/09**		**0.00**		
BBF		125,000.00		125,000.00	
					0.00
KBN169D	**Grand Prairie Cntr87 1443/09**		**0.00**		
BBF		100,000.00		100,000.00	
					0.00
KBN169E	**PerServ/Oper/Cnst-87 1443/09**		**0.00**		
BBF		40,000.00		40,000.00	
					0.00
KBN169L	**OpExp/MajMaint/Eq87 1443/09**		**0.00**		
BBF		196,000.00		196,000.00	
					0.00
KBN169M	**Model Fire Station87 1443/09**		**0.00**		
BBF		580,000.00		580,000.00	
					0.00
KBN169N	**Texark AVC/AirPowr87 1443/09**		**0.00**		
BBF		60,000.00		60,000.00	
					0.00

Fund / Type	Fund Description / Type Description	Beginning Balance / Debits		Credits	Ending Balance
KBN169P	**AR Env Acad Bldgs-87 1443/09**		**0.00**		
BBF		75,000.00		75,000.00	
					0.00
KBN169R	**Univ Agri Center-87 1443/09**		**0.00**		
BBF		1,000,000.00		1,000,000.00	
					0.00
KBN169S	**Auditorium-Clinton87 1443/09**		**0.00**		
BBF		80,000.00		80,000.00	
					0.00
KBN169U	**WinRock/ClintonSch87 1443/0**		**0.00**		
BBF		150,000.00		150,000.00	
					0.00
KBN169V	**AfricanAmer Burial87 1443/09**		**0.00**		
BBF		55,000.00		55,000.00	
					0.00
KBN169W	**Arch Surv Stations87 1443/09**		**0.00**		
BBF		50,000.00		50,000.00	
					0.00
KBN169X	**UA-Pryor Center - 87 1443/09**		**0.00**		
BBF		600,000.00		600,000.00	
					0.00
KBN169Y	**ASMSA-Const/OpExp87 1443/**		**0.00**		
BBF		25,000.00		25,000.00	
					0.00
KBN169Z	**WinRock Inst Grt-87 1443/09**		**0.00**		
BBF		650,000.00		650,000.00	
					0.00
KBN170A	**Garvan WoodInd Grd87 1443/0**		**0.00**		
BBF		100,000.00		100,000.00	
					0.00
KBN170B	**ASMSA Operations87 1443/09**		**0.00**		
BBF		500,000.00		500,000.00	
					0.00
KBN170C	**Spatial Tech Cntr 87 1443/09**		**0.00**		
BBF		350,000.00		350,000.00	
					0.00
KBN170D	**UALib Spec Collect87 1443/09**		**0.00**		
BBF		60,000.00		60,000.00	
					0.00
KBN170E	**Clinton School Opr87 1443/09**		**0.00**		
BBF		200,654.25		200,654.25	
					0.00
KBN170G	**ASMSA-ClsrmExp87 1443/09**		**0.00**		
BBF		25,000.00		25,000.00	
					0.00
KBN170H	**Boreham Library-87 1443/09**		**0.00**		
BBF		810,000.00		810,000.00	
					0.00
KBN170J	**UALR-Benton Campus87 1443**		**0.00**		
BBF		25,000.00		25,000.00	

Fund / Type	Fund Description / Type Description	Beginning Balance / Debits		Credits	Ending Balance
					0.00
KBN170K	UALR-Nanotech Cnt87 1443/0		0.00		
BBF		285,000.00		285,000.00	
					0.00
KBN170L	Forest Res Complx-87 1443/09		0.00		
BBF		1,330,000.00		1,330,000.00	
					0.00
KBN170M	UAM-Comm Grnts-87 1443/09		0.00		
BBF		25,000.00		25,000.00	
					0.00
KBN170N	Baseball Complex-87 1443/09		0.00		
BBF		50,000.00		50,000.00	
					0.00
KBN170P	Agri/Outreach Cntr87 1443/09		0.00		
BBF		42,000.00		42,000.00	
					0.00
KBN170Q	Baseball Complex-87 1443/09		0.00		
BBF		482,000.00		482,000.00	
					0.00
KBN170R	Sickle Cell TF-87 1443/09		0.00		
BBF		57,000.00		57,000.00	
					0.00
KBN170S	AdultEd/Sr Clinic-87 1443/09		0.00		
BBF		150,000.00		150,000.00	
					0.00
KBN170T	Child Advocacy Cnt87 1443/09		0.00		
BBF		200,000.00		200,000.00	
					0.00
KBN170V	NewbrnUnbilCmsn-87 1443/09		0.00		
BBF		250,000.00		250,000.00	
					0.00
KBN170W	Capital Improv-87 1443/09		0.00		
BBF		200,000.00		200,000.00	
					0.00
KBN170X	Enhancd Educ Oppor87 1443/		0.00		
BBF		196,000.00		196,000.00	
					0.00
KBN170Y	Shelt/Ch Advoc Cnt87 1443/09		0.00		
BBF		114,000.00		114,000.00	
					0.00
KBN170Z	ChildAdvocacy Stwd87 1443/0		0.00		
BBF		50,000.00		50,000.00	
					0.00
KBN171A	UAMS-NWAR Satellite 1443/09		0.00		
BBF		50,000.00		50,000.00	
					0.00
KBN171B	Cntr Publ Hlth Law87 1443/09		0.00		
BBF		25,000.00		25,000.00	
					0.00
KBN171C	Texark HlthEduc Cn87 1443/09		0.00		

Fund	Fund Description	Beginning Balance			Ending Balance
Type	Type Description	Debits		Credits	
BBF		100,000.00		100,000.00	
					0.00
KBN171D	BoozmanScholarProg87 1443/		0.00		
BBF		50,000.00		50,000.00	
					0.00
KBN171G	Housecall Prog-87 1443/09		0.00		
BBF		50,000.00		50,000.00	
					0.00
KBN171H	Parents/InclusivePrg 1443/09		0.00		
BBF		100,000.00		100,000.00	
					0.00
KBN171J	Resch/Trtmt Autism87 1443/09		0.00		
BBF		100,000.00		100,000.00	
					0.00
KBN171K	Cancer Inst Equip87 1443/09		0.00		
BBF		50,000.00		50,000.00	
					0.00
KBN171L	Gross Anatomy Equi87 1443/0		0.00		
BBF		50,000.00		50,000.00	
					0.00
KBN171M	OpExp/Grt-SickleCell 1443/09		0.00		
BBF		50,000.00		50,000.00	
					0.00
KBN171N	EssentialOper/Claims 1443/09		0.00		
BBF		800,000.00		800,000.00	
					0.00
KBN171Q	NatRes ResrchCntr-87 1443/09		0.00		
BBF		75,000.00		75,000.00	
					0.00
KBN171U	Wilson Hall - 87 1443/09		0.00		
BBF		4,000,000.00		4,000,000.00	
					0.00
KBN171V	Deferred Maint-87 1443/09		0.00		
BBF		250,000.00		250,000.00	
					0.00
KBN174V	SAUT-FTA ModelFireSt 1443/09		0.00		
BBF		300,000.00		300,000.00	
					0.00
KBN175M	Nanotech Res Cnt87 1443/09		0.00		
BBF		2,000,000.00		2,000,000.00	
					0.00
KBN177Q	Deferred Maint-87 1443/09		0.00		
BBF		1,000,000.00		1,000,000.00	
					0.00
KBN177W	ADTEC Continuation87 1443/0		0.00		
BBF		279,572.00		279,572.00	
					0.00
KBN177X	ADTEC-Univ Center87 1443/09		0.00		
BBF		23,418.00		23,418.00	
					0.00

Fund / Type	Fund Description / Type Description	Beginning Balance / Debits		Credits	Ending Balance
KBN177Y	**ADTEC Continuation87 1443/0**		**0.00**		
BBF		421,126.00		421,126.00	
					0.00
KBN177Z	**ADTEC-Univ Center87 1443/09**		**0.00**		
BBF		349,325.00		349,325.00	
					0.00
KBN178A	**ADTEC Continuation87 1443/0**		**0.00**		
BBF		14,447.00		14,447.00	
					0.00
KBN178B	**ADTEC-Univ Center87 1443/09**		**0.00**		
BBF		145,690.00		145,690.00	
					0.00
KBN178C	**Regional EconDevGr87 1443/0**		**0.00**		
BBF		200,000.00		200,000.00	
					0.00
KBN178D	**ADTEC Continuation87 1443/0**		**0.00**		
BBF		19,148.00		19,148.00	
					0.00
KBN178E	**ADTEC-Univ Center87 1443/09**		**0.00**		
BBF		172,137.00		172,137.00	
					0.00
KBN178F	**ADTEC Continuation87 1443/0**		**0.00**		
BBF		351,801.00		351,801.00	
					0.00
KBN178G	**ADTEC-Univ Center87 1443/09**		**0.00**		
BBF		23,336.00		23,336.00	
					0.00
KBN180S	**ASMSA GIF Oper87 1443/09**		**0.00**		
BBF		1,000,000.00		1,000,000.00	
					0.00
KBN180T	**UA-Agri GIF Oper87 1443/09**		**0.00**		
BBF		320,000.00		320,000.00	
					0.00
KBN180U	**SweetPotatoPrgOp-87 1443/09**		**0.00**		
BBF		400,000.00		400,000.00	
					0.00
KBN262L	**Pryor Center 1443/09**		**0.00**		
BBF		50,000.00		50,000.00	
					0.00
KBN267H	**Enhanced CmtySrvGr87 1443/**		**0.00**		
BBF		507,000.00		507,000.00	
					0.00
KBN267J	**Co/City CmtyImprGr87 1443/09**		**0.00**		
BBF		20,000.00		20,000.00	
					0.00
KBN267K	**Museum Grants-87 1443/09**		**0.00**		
BBF		20,000.00		20,000.00	
					0.00
KBN267L	**Pub Libr Grants-87 1443/09**		**0.00**		
BBF		35,000.00		35,000.00	

Fund / Type	Fund Description / Type Description	Beginning Balance / Debits		Credits	Ending Balance
					0.00
KBN267M	County Jail Grnts-87 1443/09		0.00		
BBF		100,000.00		100,000.00	
					0.00
KBN267N	Boys/Girls Clubs-87 1443/09		0.00		
BBF		10,000.00		10,000.00	
					0.00
KBN267P	City/Co Infra/Cnst87 1443/09		0.00		
BBF		135,000.00		135,000.00	
					0.00
KBN267T	PublicBldg/Fac Gr-87 1443/09		0.00		
BBF		807,000.00		807,000.00	
					0.00
KBN267X	RecCnt/StPrks/ADA-87 1443/0		0.00		
BBF		19,500.00		19,500.00	
					0.00
KBN269T	Boys/Girls Clubs-87 1443/09		0.00		
BBF		250,000.00		250,000.00	
					0.00
KBN367Y	Vet Mem/Prks Impr-87 1443/09		0.00		
BBF		150,000.00		150,000.00	
					0.00
KBN368A	Bi-St MetroPlanOrg87 1443/09		0.00		
BBF		50,000.00		50,000.00	
					0.00
KBN368N	Community Grts-87 1443/09		0.00		
BBF		40,000.00		40,000.00	
					0.00
KBN371P	WMS Press Box-87 1443/09		0.00		
BBF		475,000.00		475,000.00	
					0.00
KBN378P	ABA-VariousProj-87 1443/09		0.00		
BBF		7,538,676.04		7,538,676.04	
					0.00
KBN378U	Professional Fees-87 1443/09		0.00		
BBF		250,000.00		250,000.00	
					0.00
KBN380V	Cyberinfrastr Cnt-87 1443/09		0.00		
BBF		1,066,565.00		1,066,565.00	
					0.00
KBN380X	Seed Cap Invest-87 1443/09		0.00		
BBF		700,000.00		700,000.00	
					0.00
KBN380Z	AR Res Infrastr Fd87 1443/09		0.00		
BBF		2,050,000.00		2,050,000.00	
					0.00
KBN463B	St Fair/Livestock-87 1443/09		0.00		
BBF		55,000.00		55,000.00	
					0.00
KBN463C	Co/District Fairs-87 1443/09		0.00		

Fund / Type	Fund Description / Type Description	Beginning Balance / Debits		Credits	Ending Balance
BBF		750,000.00		750,000.00	
					0.00
KBN463D	**Fireboat Training-87 1443/09**		**0.00**		
BBF		25,018.45		25,018.45	
					0.00
KBN463E	**AACD Workshops-87 1443/09**		**0.00**		
BBF		30,000.00		30,000.00	
					0.00
KBN463F	**Boll Weevil Erad-87 1443/09**		**0.00**		
BBF		720,000.00		720,000.00	
					0.00
KBN463J	**Airprt Imprv Grnts87 1443/09**		**0.00**		
BBF		37,000.00		37,000.00	
					0.00
KBN463N	**Fire Protection Gr87 1443/09**		**0.00**		
BBF		150,000.00		150,000.00	
					0.00
KBN463P	**Airprt Waterline-87 1443/09**		**0.00**		
BBF		20,000.00		20,000.00	
					0.00
KBN463R	**Levee Dist Grnts-87 1443/09**		**0.00**		
BBF		25,000.00		25,000.00	
					0.00
KBN463S	**Region WsteWtr Gr-87 1443/09**		**0.00**		
BBF		50,000.00		50,000.00	
					0.00
KBN463T	**Water/Sewer Imprv-87 1443/09**		**0.00**		
BBF		40,000.00		40,000.00	
					0.00
KBN463U	**CommunityGrants-87 1443/09**		**0.00**		
BBF		50,000.00		50,000.00	
					0.00
KBN466G	**DrugCrts M&O/Const87 1443/0**		**0.00**		
BBF		798,890.19		798,890.19	
					0.00
KBN478J	**LP-Co/Dist Fair Gr87 1443/09**		**0.00**		
BBF		847,200.00		847,200.00	
					0.00
KBN478M	**Dairy Stabilz Prog87 1443/09**		**0.00**		
BBF		7,000,000.00		7,000,000.00	
					0.00
KBN478N	**Lake Maumelle-87 1443/09**		**0.00**		
BBF		4,000,000.00		4,000,000.00	
					0.00
KBN478S	**Geostor/Aerial Photo 1443/09**		**0.00**		
BBF		200,000.00		200,000.00	
					0.00
KBN479G	**DOC Lease/Debt Sv-87 1443/09**		**0.00**		
BBF		12,446,441.00		12,446,441.00	
					0.00

Fund / Type	Fund Description / Type Description	Beginning Balance / Debits		Credits	Ending Balance
KBN565X	**CRTI GIF Proj-87 1443/09**		**0.00**		
BBF		40,000.00		40,000.00	
					0.00
KBN566H	**AR Sci Fair Assoc-87 1443/09**		**0.00**		
BBF		25,000.00		25,000.00	
					0.00
KBN566L	**Enc ARHist/Culture87 1443/09**		**0.00**		
BBF		132,000.00		132,000.00	
					0.00
KBN566M	**BASE Prog - 87 1443/09**		**0.00**		
BBF		20,000.00		20,000.00	
					0.00
KBN566P	**Stwide Pub Lib Gr-87 1443/09**		**0.00**		
BBF		750,000.00		750,000.00	
					0.00
KBN566Q	**SchBus Safety Eq87 1443/09**		**0.00**		
BBF		140,000.00		140,000.00	
					0.00
KBN568Y	**CollegiateCtr Prkg87 1443/09**		**0.00**		
BBF		18,000.00		18,000.00	
					0.00
KBN568Z	**SoftwareLic/Netwrk87 1443/09**		**0.00**		
BBF		51,707.43		51,707.43	
					0.00
KBN569A	**PerServ/Oper/Cnst-87 1443/09**		**0.00**		
BBF		364,565.00		364,565.00	
					0.00
KBN569B	**TF-Racial Profile-87 1443/09**		**0.00**		
BBF		50,000.00		50,000.00	
					0.00
KBN579K	**APSCN LoanPmt-TRS87 1443/**		**0.00**		
BBF		5,800,586.00		5,800,586.00	
					0.00
KBN579L	**AR Sch Recog Prg-87 1443/09**		**0.00**		
BBF		5,000,000.00		5,000,000.00	
					0.00
KBN579R	**StOwnd RealPrp/Fac87 1443/0**		**0.00**		
BBF		501,281.88		501,281.88	
					0.00
KBN580A	**Transfer-Tech Inst87 1443/09**		**0.00**		
BBF		395,970.39		395,970.39	
					0.00
KBN581T	**GR Reclaimed (0534)**		**0.00**		
BBF		154,132.19		154,132.19	
					0.00
KBN581U	**GR Reclaimed (0552)**		**0.00**		
BBF		180,173.73		180,173.73	
					0.00
KBN581V	**GR Reclaimed (0582)**		**0.00**		
BBF		173,547.30		173,547.30	

Fund / Type	Fund Description / Type Description	Beginning Balance / Debits		Credits	Ending Balance
					0.00
KBN63A1	Camp Couchdale-87th 1443/09		0.00		
BBF		100,000.00		100,000.00	
					0.00
KBN63A2	Camp Couchdale-87th 1443/09		0.00		
BBF		77,000.00		77,000.00	
					0.00
KBN63G1	L/P Show Prem-87 1443/09		0.00		
BBF		10,000.00		10,000.00	
					0.00
KBN63G2	L/P Show Prem-87 1443/09		0.00		
BBF		10,000.00		10,000.00	
					0.00
KBN63G3	L/P Show Prem-87 1443/09		0.00		
BBF		10,000.00		10,000.00	
					0.00
KBN63Q1	ANRC GIF Proj-87 1443/09		0.00		
BBF		250,000.00		250,000.00	
					0.00
KBN63Q2	ANRC GIF Proj-87 1443/09		0.00		
BBF		110,000.00		110,000.00	
					0.00
KBN63Q3	ANRC GIF Proj-87 1443/09		0.00		
BBF		155,000.00		155,000.00	
					0.00
KBN63Q4	ANRC GIF Proj-87 1443/09		0.00		
BBF		200,000.00		200,000.00	
					0.00
KBN63Q5	ANRC GIF Proj-87 1443/09		0.00		
BBF		100,000.00		100,000.00	
					0.00
KBN63Q6	ANRC GIF Proj-87 1443/09		0.00		
BBF		100,000.00		100,000.00	
					0.00
KBN662F	Skin Cancer Educ-87 1443/09		0.00		
BBF		20,000.00		20,000.00	
					0.00
KBN664S	Cnst/Maint/Equ/LR-87 1443/09		0.00		
BBF		100,000.00		100,000.00	
					0.00
KBN664T	Cnst/Maint/Equ/LR-87 1443/09		0.00		
BBF		100,000.00		100,000.00	
					0.00
KBN664Z	Cnst/Maint/Equ/LR-87 1443/09		0.00		
BBF		100,000.00		100,000.00	
					0.00
KBN665A	Cnst/Maint/Equ/LR-87 1443/09		0.00		
BBF		350,000.00		350,000.00	
					0.00
KBN665C	Cnst/Maint/Equ/LR-87 1443/09		0.00		

Fund	Fund Description	Beginning Balance			Ending Balance
Type	Type Description	Debits		Credits	
BBF		100,000.00		100,000.00	
					0.00
KBN665F	**Cnst/Maint/Equ/LR-87 1443/09**		**0.00**		
BBF		100,000.00		100,000.00	
					0.00
KBN665K	**Cnst/Maint/Equ/LR-87 1443/09**		**0.00**		
BBF		100,000.00		100,000.00	
					0.00
KBN665V	**CCC/UA-GIF Proj-87 1443/09**		**0.00**		
BBF		150,000.00		150,000.00	
					0.00
KBN665W	**Math/Sci/Astro Clsrm 1443/09**		**0.00**		
BBF		98,000.00		98,000.00	
					0.00
KBN668L	**TF Auto Ext Defibr87 1443/09**		**0.00**		
BBF		20,000.00		20,000.00	
					0.00
KBN669C	**Ozarka-Cap Improv87 1443/09**		**0.00**		
BBF		250,000.00		250,000.00	
					0.00
KBN669F	**Const/Eq/OpExp-87 1443/09**		**0.00**		
BBF		105,000.00		105,000.00	
					0.00
KBN669G	**PTC-LR-So Library87 1443/09**		**0.00**		
BBF		50,000.00		50,000.00	
					0.00
KBN669H	**SalineCo CareerCtr87 1443/09**		**0.00**		
BBF		300,000.00		300,000.00	
					0.00
KBN669J	**PS/Securty/Op/Cnst87 1443/09**		**0.00**		
BBF		150,000.00		150,000.00	
					0.00
KBN669K	**WF Training Equip87 1443/09**		**0.00**		
BBF		50,000.00		50,000.00	
					0.00
KBN669Q	**AR Fallen Fire Mem87 1443/09**		**-2,566.72**		
BBF		47,497.98		50,064.70	
					-2,566.72
KBN66D1	**WPR ASP Hall Honor87 1443/0**		**0.00**		
BBF		100,162.30		100,162.30	
					0.00
KBN66D2	**WPR ASP Hall Honor87 1443/0**		**0.00**		
BBF		200,000.00		200,000.00	
					0.00
KBN66D3	**WPR ASP Hall Honor87 1443/0**		**0.00**		
BBF		5,000.00		5,000.00	
					0.00
KBN66D4	**WPR ASP Hall Honor87 1443/0**		**0.00**		
BBF		50,000.00		50,000.00	
					0.00

Fund / Type	Fund Description / Type Description	Beginning Balance / Debits		Credits	Ending Balance
KBN66N1	**Public Library Gr-87 1443/09**		**0.00**		
BBF		25,000.00		25,000.00	
					0.00
KBN66N2	**Public Library Gr-87 1443/09**		**0.00**		
BBF		20,000.00		20,000.00	
					0.00
KBN6T83	**DFA-BA-VariousPrj-87 (615)**		**0.00**		
BBF		374,849.27		374,849.27	
					0.00
KBN762G	**WF Trng Consortm-87 1443/09**		**0.00**		
BBF		400,000.00		400,000.00	
					0.00
KBN762J	**Co Hospital Grts-87 1443/09**		**0.00**		
BBF		40,000.00		40,000.00	
					0.00
KBN762K	**DAS Comm Org Grts-87 1443/(**		**0.00**		
BBF		492,000.00		492,000.00	
					0.00
KBN762M	**Hospice Prov Grts-87 1443/09**		**0.00**		
BBF		25,000.00		25,000.00	
					0.00
KBN762N	**Wkend Frozn Meals-87 1443/0!**		**0.00**		
BBF		120,000.00		120,000.00	
					0.00
KBN762Q	**Cmty-Based Sr Srv-87 1443/09**		**0.00**		
BBF		60,000.00		60,000.00	
					0.00
KBN762R	**AAA Sr Centers-87 1443/09**		**0.00**		
BBF		115,000.00		115,000.00	
					0.00
KBN762S	**CMHC Uncomp Care-87 1443/(**		**0.00**		
BBF		92,000.00		92,000.00	
					0.00
KBN762T	**BH/CmtyBased Serv87 1443/0!**		**0.00**		
BBF		100,000.00		100,000.00	
					0.00
KBN762V	**BH-Alc/Drug Trmnt-87 1443/09**		**0.00**		
BBF		150,000.00		150,000.00	
					0.00
KBN762W	**BH-Prev Resrce Cn-87 1443/09**		**0.00**		
BBF		537,500.00		537,500.00	
					0.00
KBN762X	**BH-Violence Intrv-87 1443/09**		**0.00**		
BBF		20,000.00		20,000.00	
					0.00
KBN762Y	**BH-Rehab Trmt Ctr-87 1443/09**		**0.00**		
BBF		20,000.00		20,000.00	
					0.00
KBN762Z	**BH-PrevTrt Prg/Cnt87 1443/09**		**0.00**		
BBF		202,000.00		202,000.00	

Fund / Type	Fund Description / Type Description	Beginning Balance / Debits		Credits	Ending Balance
					0.00
KBN766J	After Sch Prog Gr-87 1443/09		0.00		
BBF		142,000.00		142,000.00	
					0.00
KBN766K	AftrSch/SumrPrg Gr87 1443/09		0.00		
BBF		60,000.00		60,000.00	
					0.00
KBN766R	BH-Hospic/Handicp-87 1443/09		0.00		
BBF		320,000.00		320,000.00	
					0.00
KBN766S	BH-DomViol/RapeCr-87 1443/0		0.00		
BBF		15,000.00		15,000.00	
					0.00
KBN766T	BH-Cmty Dev Progs-87 1443/0		0.00		
BBF		20,000.00		20,000.00	
					0.00
KBN766W	Memb-Based NonPrf-87 1443/0		0.00		
BBF		50,000.00		50,000.00	
					0.00
KBN766X	NonProf Supprt Gr-87 1443/09		0.00		
BBF		100,000.00		100,000.00	
					0.00
KBN766Y	Juv Delinq Prev-87 1443/09		0.00		
BBF		50,000.00		50,000.00	
					0.00
KBN766Z	Cmty-Based YthPrg-87 1443/09		0.00		
BBF		200,000.00		200,000.00	
					0.00
KBN767Z	FeasStdy-Rail Corr87 1443/09		0.00		
BBF		100,000.00		100,000.00	
					0.00
KBN768B	Bi-St MetroPlanOrg87 1443/09		0.00		
BBF		325,000.00		325,000.00	
					0.00
KBN768C	FeasStdy-W.Beltway87 1443/09		0.00		
BBF		75,000.00		75,000.00	
					0.00
KBN768D	AR Ent Hall of Fam87 1443/09		0.00		
BBF		30,000.00		30,000.00	
					0.00
KBN768E	Sr Citizen Centers87 1443/09		0.00		
BBF		1,000,000.00		1,000,000.00	
					0.00
KBN768F	AR River Connect-87 1443/09		0.00		
BBF		25,000.00		25,000.00	
					0.00
KBN768G	Reg Mobility Auth-87 1443/09		0.00		
BBF		187,500.00		187,500.00	
					0.00
KBN768H	City JobTrng Grts-87 1443/09		0.00		

Fund	Fund Description	Beginning Balance		Ending Balance
Type	Type Description	Debits	Credits	
BBF		75,000.00	75,000.00	
				0.00
KBN768K	Community Grts-87 1443/09	0.00		
BBF		115,000.00	115,000.00	
				0.00
KBN773D	2yrColl Incent Gr87 1443/09	0.00		
BBF		1,763,253.00	1,763,253.00	
				0.00
KBN779T	DAS-CapPrj DeptWde87 1443/(	0.00		
BBF		1,632,635.68	1,632,635.68	
				0.00
KBN780D	Pub Wrks Proj-87 1443/09	0.00		
BBF		3,750,000.00	3,750,000.00	
				0.00
KBN780F	Quick Action Clsg-87 1443/09	0.00		
BBF		50,000,000.00	50,000,000.00	
				0.00
KBN780G	Job Trng Incent-87 1443/09	0.00		
BBF		1,501,123.00	1,501,123.00	
				0.00
KBN780J	Innovate AR Fund-87 1443/09	0.00		
BBF		2,600,000.00	2,600,000.00	
				0.00
KBN780K	MinorityBusLoanRev87 1443/0	0.00		
BBF		125,000.00	125,000.00	
				0.00
KBN780M	Production Rebates87 1443/09	0.00		
BBF		40,490.00	40,490.00	
				0.00
KBN858X	Civil War Sesquicent 1443/09	0.00		
BBF		130,765.00	130,765.00	
				0.00
KBN863W	Hunters Fd Hungry87 1443/09	0.00		
BBF		200,000.00	200,000.00	
				0.00
KBN865Y	Arts Councils Grants 1443/09	0.00		
BBF		50,000.00	50,000.00	
				0.00
KBN865Z	Hist Preserv Proj-87 1443/09	0.00		
BBF		80,845.20	80,845.20	
				0.00
KBN866A	Civil War SesqGrts87 1443/09	0.00		
BBF		25,000.00	25,000.00	
				0.00
KBN866B	Nat Hist Reg Prop-87 1443/09	0.00		
BBF		50,000.00	50,000.00	
				0.00
KBN866C	HistPres OpEx/Grt-87 1443/09	0.00		
BBF		50,076.62	50,076.62	
				0.00

Fund / Type	Fund Description / Type Description	Beginning Balance / Debits		Credits	Ending Balance
KBN867V	**Pub Bldg/Fac Grts-87 1443/09**		**0.00**		
BBF		10,000.00		10,000.00	
					0.00
KBN878X	**StOwnd RealPrp/Fac87 1443/0**		**0.00**		
BBF		251,779.08		251,779.08	
					0.00
KBN878Y	**Cultural Arts Grts87 1443/09**		**0.00**		
BBF		500,000.00		500,000.00	
					0.00
KBN878Z	**LandAcq/Stewardshp87 1443/**		**0.00**		
BBF		500,000.00		500,000.00	
					0.00
KBN963H	**Scrap Metal Lgbk-87 1443/09**		**0.00**		
BBF		150,000.00		150,000.00	
					0.00
KBN963K	**ADEM GIF Proj87 1443/09**		**0.00**		
BBF		30,000.00		30,000.00	
					0.00
KBN963L	**Emerg Mgmt Prg Gr-87 1443/0**		**0.00**		
BBF		50,000.00		50,000.00	
					0.00
KBN963M	**Emerg Srv Prov Gr-87 1443/09**		**0.00**		
BBF		10,000.00		10,000.00	
					0.00
KBN963X	**Hwy Transp Grnts-87 1443/09**		**0.00**		
BBF		100,000.00		100,000.00	
					0.00
KBN966E	**Drug TF Grnts/Aid-87 1443/09**		**0.00**		
BBF		75,000.00		75,000.00	
					0.00
KBN966F	**Trunkng RadioSysGr87 1443/0**		**0.00**		
BBF		75,000.00		75,000.00	
					0.00
KBN967A	**Community Grants-87 1443/09**		**0.00**		
BBF		160,000.00		160,000.00	
					0.00
KBN967B	**Aviation Cadet Mus87 1443/09**		**0.00**		
BBF		80,000.00		80,000.00	
					0.00
KBN967C	**City/Co Rec Activy87 1443/09**		**0.00**		
BBF		20,000.00		20,000.00	
					0.00
KBN967D	**Hist St Parks Grts87 1443/09**		**0.00**		
BBF		20,000.00		20,000.00	
					0.00
KBN967E	**Sykes Mem Grt Prg-87 1443/09**		**0.00**		
BBF		50,205.21		50,205.21	
					0.00
KBN967F	**Black Hist CmsnExp87 1443/0**		**0.00**		
BBF		38,888.62		38,888.62	

Fund / Type	Fund Description / Type Description	Beginning Balance / Debits		Credits	Ending Balance
					0.00
KBN979A	Fleet Rotation Pln87 1443/09		0.00		
BBF		995,000.00		995,000.00	
					0.00
KBN979B	AWIN Bld/Towr Repl87 1443/09		0.00		
BBF		1,019,562.65		1,019,562.65	
					0.00
KBNA62H	Various GIF Grnts-87 1443/09		0.00		
BBF		15,000.00		15,000.00	
					0.00
KBNA62L	Child Golf 1443/09		0.00		
BBF		100,000.00		100,000.00	
					0.00
KBNA62P	DAAS Senior Cntrs-87 1443/09		0.00		
BBF		125,000.00		125,000.00	
					0.00
KBNA62U	Behav Health Serv-87 1443/09		0.00		
BBF		120,000.00		120,000.00	
					0.00
KBNA66U	DDS-Community Prg-87 1443/(		0.00		
BBF		195,000.00		195,000.00	
					0.00
KBNA66V	OperExp/Constr-87 1443/09		0.00		
BBF		50,000.00		50,000.00	
					0.00
KBNA67G	CoFair/Rodeo Impr-87 1443/09		0.00		
BBF		25,000.00		25,000.00	
					0.00
KBNA67N	Boys/Girls Clubs-87 1443/09		0.00		
BBF		25,000.00		25,000.00	
					0.00
KBNA67Q	FireProt/SrchResc-87 1443/09		0.00		
BBF		50,000.00		50,000.00	
					0.00
KBNA67R	Pub Bldg/Fac Grts-87 1443/09		0.00		
BBF		57,302.00		57,302.00	
					0.00
KBNA67S	FD/PubBld/Fac Gr-87 1443/09		0.00		
BBF		64,657.74		64,657.74	
					0.00
KBNA67U	City/Co EmergServ-87 1443/09		0.00		
BBF		201,000.00		201,000.00	
					0.00
KBNA67W	FD/PubBld/Fac Gr-87 1443/09		0.00		
BBF		25,493.00		25,493.00	
					0.00
KBNA68J	Infrastructure Grt87 1443/09		0.00		
BBF		200,000.00		200,000.00	
					0.00
KBNA70F	Criminal Justice-87 1443/09		0.00		

Fund / Type	Fund Description / Type Description	Beginning Balance / Debits		Credits	Ending Balance
BBF		50,000.00		50,000.00	
					0.00
KBNA70U	**DVSheltr/CrisisCnt87 1443/09**		**0.00**		
BBF		500,000.00		500,000.00	
					0.00
KBNA71E	**Area HlthEduc Cnt87 1443/09**		**0.00**		
BBF		25,000.00		25,000.00	
					0.00
KBNA79W	**LR VetHome/Birdeye87 1443/0**		**0.00**		
BBF		109,800.00		109,800.00	
					0.00
KBNB62H	**Various GIF Grnts-87 1443/09**		**0.00**		
BBF		15,000.00		15,000.00	
					0.00
KBNB62L	**AR Sports Hall of Fame 1443/0**		**0.00**		
BBF		75,000.00		75,000.00	
					0.00
KBNB62P	**DAAS Senior Cntrs-87 1443/09**		**0.00**		
BBF		80,000.00		80,000.00	
					0.00
KBNB62U	**Behav Health Serv-87 1443/09**		**0.00**		
BBF		227,000.00		227,000.00	
					0.00
KBNB66U	**DDS-Community Prg-87 1443/(**		**0.00**		
BBF		100,000.00		100,000.00	
					0.00
KBNB66V	**OperExp/Constr-87 1443/09**		**0.00**		
BBF		250,000.00		250,000.00	
					0.00
KBNB67G	**CoFair/Rodeo Impr-87 1443/09**		**0.00**		
BBF		30,000.00		30,000.00	
					0.00
KBNB67N	**Boys/Girls Clubs-87 1443/09**		**0.00**		
BBF		25,000.00		25,000.00	
					0.00
KBNB67Q	**FireProt/SrchResc-87 1443/09**		**0.00**		
BBF		150,000.00		150,000.00	
					0.00
KBNB67R	**Pub Bldg/Fac Grts-87 1443/09**		**0.00**		
BBF		345,710.10		345,710.10	
					0.00
KBNB67S	**FD/PubBld/Fac Gr-87 1443/09**		**0.00**		
BBF		345,116.00		345,116.00	
					0.00
KBNB67U	**City/Co EmergServ-87 1443/09**		**0.00**		
BBF		60,000.00		60,000.00	
					0.00
KBNB67W	**FD/PubBld/Fac Gr-87 1443/09**		**0.00**		
BBF		212,000.00		212,000.00	
					0.00

Fund / Type	Fund Description / Type Description	Beginning Balance / Debits		Credits	Ending Balance
KBNB68J	**Infrastructure Grt87 1443/09**		**0.00**		
BBF		12,000.00		12,000.00	
					0.00
KBNB70F	**Criminal Justice-87 1443/09**		**0.00**		
BBF		100,000.00		100,000.00	
					0.00
KBNB70U	**DVSheltr/CrisisCnt87 1443/09**		**0.00**		
BBF		200,000.00		200,000.00	
					0.00
KBNB71E	**Area HlthEduc Cnt87 1443/09**		**0.00**		
BBF		25,000.00		25,000.00	
					0.00
KBNB78L	**FFEquip/AirTankers87 1443/09**		**0.00**		
BBF		595,761.87		595,761.87	
					0.00
KBNB79W	**LR VetHome/Birdeye87 1443/0**		**0.00**		
BBF		500,000.00		500,000.00	
					0.00
KBNB80E	**DFA Disb-Exec Div-87 1443/09**		**0.00**		
BBF		4,116,728.00		4,116,728.00	
					0.00
KBNB80W	**Research Grants-87 1443/09**		**0.00**		
BBF		800,000.00		800,000.00	
					0.00
KBNC62H	**Various GIF Grnts-87 1443/09**		**0.00**		
BBF		20,000.00		20,000.00	
					0.00
KBNC62L	**Fire Depts 1443/09**		**0.00**		
BBF		4,000,000.00		4,000,000.00	
					0.00
KBNC62P	**DAAS Senior Cntrs-87 1443/09**		**0.00**		
BBF		140,000.00		140,000.00	
					0.00
KBNC62U	**Behav Health Serv-87 1443/09**		**0.00**		
BBF		110,000.00		110,000.00	
					0.00
KBNC67G	**CoFair/Rodeo Impr-87 1443/09**		**0.00**		
BBF		60,000.00		60,000.00	
					0.00
KBNC67N	**Boys/Girls Clubs-87 1443/09**		**0.00**		
BBF		35,000.00		35,000.00	
					0.00
KBNC67R	**Pub Bldg/Fac Grts-87 1443/09**		**0.00**		
BBF		471,920.00		471,920.00	
					0.00
KBNC67S	**FD/PubBld/Fac Gr-87 1443/09**		**0.00**		
BBF		300,000.00		300,000.00	
					0.00
KBNC67U	**City/Co EmergServ-87 1443/09**		**0.00**		
BBF		60,000.00		60,000.00	

Fund / Type	Fund Description / Type Description	Beginning Balance / Debits		Credits	Ending Balance
					0.00
KBNC67W	FD/PubBld/Fac Gr-87 1443/09		0.00		
BBF		170,132.00		170,132.00	
					0.00
KBNC68J	Infrastructure Grt87 1443/09		0.00		
BBF		275,049.84		275,049.84	
					0.00
KBNC79S	DOH-Cap Improv Prj87 1443/0		0.00		
BBF		2,484.00		2,484.00	
					0.00
KBNC80W	Research Grants-87 1443/09		0.00		
BBF		2,568,979.00		2,568,979.00	
					0.00
KBND62L	AR Hunger Relief 1443/09		0.00		
BBF		1,000,000.00		1,000,000.00	
					0.00
KBND62P	DAAS Senior Cntrs-87 1443/09		0.00		
BBF		40,000.00		40,000.00	
					0.00
KBND67G	CoFair/Rodeo Impr-87 1443/09		0.00		
BBF		35,000.00		35,000.00	
					0.00
KBND67R	Pub Bldg/Fac Grts-87 1443/09		0.00		
BBF		42,005.00		42,005.00	
					0.00
KBND67S	FD/PubBld/Fac Gr-87 1443/09		0.00		
BBF		330,408.00		330,408.00	
					0.00
KBND67U	City/Co EmergServ-87 1443/09		0.00		
BBF		50,000.00		50,000.00	
					0.00
KBND68J	Infrastructure Grt87 1443/09		0.00		
BBF		100,000.00		100,000.00	
					0.00
KBNE62L	Planning/Development 1443/0		0.00		
BBF		2,000,000.00		2,000,000.00	
					0.00
KBNE62P	DAAS Senior Cntrs-87 1443/09		0.00		
BBF		50,000.00		50,000.00	
					0.00
KBNE67G	CoFair/Rodeo Impr-87 1443/09		0.00		
BBF		205,000.00		205,000.00	
					0.00
KBNE67R	Pub Bldg/Fac Grts-87 1443/09		0.00		
BBF		20,164.00		20,164.00	
					0.00
KBNE67U	City/Co EmergServ-87 1443/09		0.00		
BBF		195,000.00		195,000.00	
					0.00
KBNE68J	Infrastructure Grt87 1443/09		0.00		

Fund / Type	Fund Description / Type Description	Beginning Balance / Debits		Credits	Ending Balance
BBF		65,000.00		65,000.00	
					0.00
KBNEX00	**87th Governors GIF 1443/09**		**0.00**		
BBF		118,760,120.01		118,760,120.01	
					0.00
KBNF62L	**Supp Municipal Aid 1443/09**		**0.00**		
BBF		2,500,000.00		2,500,000.00	
					0.00
KBNF62P	**DAAS Senior Cntrs-87 1443/09**		**0.00**		
BBF		25,000.00		25,000.00	
					0.00
KBNF67R	**Pub Bldg/Fac Grts-87 1443/09**		**0.00**		
BBF		238,131.00		238,131.00	
					0.00
KBNF67U	**City/Co EmergServ-87 1443/09**		**0.00**		
BBF		60,000.00		60,000.00	
					0.00
KBNF68J	**Infrastructure Grt87 1443/09**		**0.00**		
BBF		20,000.00		20,000.00	
					0.00
KBNG62L	**Supp County Aid 1443/09**		**0.00**		
BBF		2,500,000.00		2,500,000.00	
					0.00
KBNG62P	**DAAS Senior Cntrs-87 1443/09**		**0.00**		
BBF		120,000.00		120,000.00	
					0.00
KBNG67R	**Pub Bldg/Fac Grts-87 1443/09**		**0.00**		
BBF		177,815.00		177,815.00	
					0.00
KBNG67U	**City/Co EmergServ-87 1443/09**		**0.00**		
BBF		25,000.00		25,000.00	
					0.00
KBNG68J	**Infrastructure Grt87 1443/09**		**0.00**		
BBF		250,000.00		250,000.00	
					0.00
KBNH62L	**Big Cat/Giraffe/Vet Hosp 1443/**		**0.00**		
BBF		350,000.00		350,000.00	
					0.00
KBNH67R	**Pub Bldg/Fac Grts-87 1443/09**		**0.00**		
BBF		62,671.00		62,671.00	
					0.00
KBNH67U	**City/Co EmergServ-87 1443/09**		**0.00**		
BBF		100,000.00		100,000.00	
					0.00
KBNHOLD	**87th Mand Oblig GIF 1443/09**		**0.00**		
BBF		89,247,860.00		89,247,860.00	
					0.00
KBNJ62L	**N Central AR Econ Dev 1443/0**		**0.00**		
BBF		437,500.00		437,500.00	
					0.00

Fund / Type	Fund Description / Type Description	Beginning Balance / Debits		Credits	Ending Balance
KBNJ67U	**City/Co EmergServ-87 1443/09**		**0.00**		
BBF		200,000.00		200,000.00	
					0.00
KBNK62L	**NE AR Economic Dev 1443/0**		**0.00**		
BBF		50,000.00		50,000.00	
					0.00
KBNK67U	**City/Co EmergServ-87 1443/09**		**0.00**		
BBF		53,000.00		53,000.00	
					0.00
KBNL62L	**SE AR Economic Dev 1443/09**		**0.00**		
BBF		744,985.00		744,985.00	
					0.00
KBNL67U	**City/Co EmergServ-87 1443/09**		**0.00**		
BBF		60,000.00		60,000.00	
					0.00
KBNM62L	**SW AR Economic Dev 1443/09**		**0.00**		
BBF		225,000.00		225,000.00	
					0.00
KBNN62L	**W Central AR Econ 1443/09**		**0.00**		
BBF		475,000.00		475,000.00	
					0.00
KBNP62L	**Central AR Econ Dev 1443/09**		**0.00**		
BBF		650,000.00		650,000.00	
					0.00
KBNQ62L	**UAMS Prostate Cancer 1443/0**		**0.00**		
BBF		50,000.00		50,000.00	
					0.00
KBNR62L	**AR Spinal Cord Comm 1443/0**		**0.00**		
BBF		125,000.00		125,000.00	
					0.00
KBNS62L	**Museums 1443/09**		**0.00**		
BBF		150,000.00		150,000.00	
					0.00
KBNT62L	**AETN Digital Conv 1443/09**		**0.00**		
BBF		100,000.00		100,000.00	
					0.00
KBNTI00	**87th Tech Inst GIF 1443/09**		**0.00**		
BBF		396,064.61		396,064.61	
					0.00
KBNU62L	**Sparta Aquifier 1443/09**		**0.00**		
BBF		50,000.00		50,000.00	
					0.00
KBNUNOB	**87th Unobligated GIF 1443/09**		**0.00**		
BBF		19,501,953.45		19,501,953.45	
					0.00
KBNV62L	**Fire Academy 1443/09**		**0.00**		
BBF		75,000.00		75,000.00	
					0.00
KBNW62L	**Psychiatric Residential 1443/**		**0.00**		
BBF		200,000.00		200,000.00	

Fund / Type	Fund Description / Type Description	Beginning Balance / Debits		Credits	Ending Balance
					0.00
KBNX62L	River Trail System 1443/09		0.00		
BBF		125,000.00		125,000.00	
					0.00
KBNY62L	Recycling/Green 1443/09		0.00		
BBF		100,000.00		100,000.00	
					0.00
KBNZ62L	Prevention Resource 1443/09		0.00		
BBF		32,000.00		32,000.00	
					0.00
KBP0000	88th Session Leg GIF§19-5-10(		0.00		
BBF		183,977,868.12		183,977,868.12	
					0.00
KBP087P	Wildlife Museums		0.00		
BBF		5,000.00		5,000.00	
					0.00
KBP087Q	Public Land Acquisition		0.00		
BBF		40,000.00		40,000.00	
					0.00
KBP087R	Wildlife Festivals		0.00		
BBF		4,000.00		4,000.00	
					0.00
KBP187M	88th Leg GIF Projects		0.00		
BBF		50,000.00		50,000.00	
					0.00
KBP187S	Johnny Cash Heritage		0.00		
BBF		25,000.00		25,000.00	
					0.00
KBP187T	Heritage Sites		0.00		
BBF		27,857.00		27,857.00	
					0.00
KBP187U	Heber SpringsLatimer Bldg		0.00		
BBF		25,000.00		25,000.00	
					0.00
KBP187V	Searcy Main Bldg		0.00		
BBF		25,000.00		25,000.00	
					0.00
KBP187W	Beebe Lighting/Mech Upgrade		0.00		
BBF		25,000.00		25,000.00	
					0.00
KBP187X	Equipment/Technology		0.00		
BBF		61,428.00		61,428.00	
					0.00
KBP187Y	M&O/Construction		0.00		
BBF		110,000.00		110,000.00	
					0.00
KBP190X	Construction/Improvements1		0.00		
BBF		25,000.00		25,000.00	
					0.00
KBP190Y	Construction/Improvements2		0.00		

Fund	Fund Description	Beginning Balance		Ending Balance
Type	Type Description	Debits	Credits	
BBF		10,000.00	10,000.00	
				0.00
KBP191H	Rural Entrepreneurial Initiativ	0.00		
BBF		40,000.00	40,000.00	
				0.00
KBP191J	Construction to Personal Serv	0.00		
BBF		7,000.00	7,000.00	
				0.00
KBP191K	Classrooms/Labs	0.00		
BBF		61,428.00	61,428.00	
				0.00
KBP191L	Berryville Campus	0.00		
BBF		50,000.00	50,000.00	
				0.00
KBP191M	Construction/Improvement3	0.00		
BBF		22,000.00	22,000.00	
				0.00
KBP191S	Construction to Personal Serv	0.00		
BBF		7,000.00	7,000.00	
				0.00
KBP191X	Construction/Improvement5	0.00		
BBF		25,000.00	25,000.00	
				0.00
KBP191Y	Auto Body Building	0.00		
BBF		70,000.00	70,000.00	
				0.00
KBP192B	Criminal Justice Institute1	0.00		
BBF		10,000.00	10,000.00	
				0.00
KBP192C	AR Watershed Info System	0.00		
BBF		75,000.00	75,000.00	
				0.00
KBP192D	Clinton Educational Programs	0.00		
BBF		10,000.00	10,000.00	
				0.00
KBP192E	Pryor Center History	0.00		
BBF		10,000.00	10,000.00	
				0.00
KBP192F	Lignite Poultry Water	0.00		
BBF		20,000.00	20,000.00	
				0.00
KBP192G	Clinton School of Public Serv	0.00		
BBF		30,714.00	30,714.00	
				0.00
KBP192H	Criminal Justice Institute2	0.00		
BBF		10,000.00	10,000.00	
				0.00
KBP192J	Construction to Personal Serv	0.00		
BBF		42,857.00	42,857.00	
				0.00

Fund / Type	Fund Description / Type Description	Beginning Balance / Debits		Credits	Ending Balance
KBP192K	**Nanotechnology Center**		**0.00**		
BBF		22,000.00		22,000.00	
					0.00
KBP192L	**Music Building**		**0.00**		
BBF		70,000.00		70,000.00	
					0.00
KBP192M	**Literacy Services**		**0.00**		
BBF		10,000.00		10,000.00	
					0.00
KBP192P	**Plant Science Research**		**0.00**		
BBF		22,500.00		22,500.00	
					0.00
KBP192Q	**Literacy Institute**		**0.00**		
BBF		2,500.00		2,500.00	
					0.00
KBP192R	**Infrastructure/Technology**		**0.00**		
BBF		72,857.00		72,857.00	
					0.00
KBP192S	**Construction/Library Resourc**		**0.00**		
BBF		25,000.00		25,000.00	
					0.00
KBP192U	**Radiation Therapy Institutes1**		**0.00**		
BBF		15,000.00		15,000.00	
					0.00
KBP192V	**Radiation Therapy Institutes2**		**0.00**		
BBF		20,000.00		20,000.00	
					0.00
KBP192W	**AR Child Abuse/Rape/DV**		**0.00**		
BBF		415.00		415.00	
					0.00
KBP192X	**County Cooperative Clinics**		**0.00**		
BBF		10,000.00		10,000.00	
					0.00
KBP192Y	**Parents Inclusive Community**		**0.00**		
BBF		15,000.00		15,000.00	
					0.00
KBP192Z	**Reynolds Institute CARES**		**0.00**		
BBF		52,857.00		52,857.00	
					0.00
KBP193A	**Domestic Violence**		**0.00**		
BBF		2,857.00		2,857.00	
					0.00
KBP193B	**Liver Transplants**		**0.00**		
BBF		5,000.00		5,000.00	
					0.00
KBP193C	**Essential Operations**		**0.00**		
BBF		140,000.00		140,000.00	
					0.00
KBP196P	**ASMAS Operations**		**0.00**		
BBF		2,000,000.00		2,000,000.00	

Fund / Type	Fund Description / Type Description	Beginning Balance / Debits		Credits	Ending Balance
					0.00
KBP289S	Enhanced Community Serv AD		0.00		
BBF		30,000.00		30,000.00	
					0.00
KBP289T	Public Community Bldgs		0.00		
BBF		1,357.00		1,357.00	
					0.00
KBP289U	City Parks/Sports Complex		0.00		
BBF		10,000.00		10,000.00	
					0.00
KBP289W	Small City/Co Grants		0.00		
BBF		30,000.00		30,000.00	
					0.00
KBP289Y	Infrastructure/Parking/Signs		0.00		
BBF		42,857.00		42,857.00	
					0.00
KBP290D	Rural Recycling		0.00		
BBF		67,857.00		67,857.00	
					0.00
KBP290F	Local Public Works/Cemeterie		0.00		
BBF		142,857.00		142,857.00	
					0.00
KBP290G	Local Public Works/Cemeterie		0.00		
BBF		25,000.00		25,000.00	
					0.00
KBP290H	Local Public Works/Cemeterie		0.00		
BBF		43,000.00		43,000.00	
					0.00
KBP290J	Local Public Works/Cemeterie		0.00		
BBF		142,857.00		142,857.00	
					0.00
KBP290K	Local Public Works/Cemeterie		0.00		
BBF		30,000.00		30,000.00	
					0.00
KBP290M	Local Public Works/Cemeterie		0.00		
BBF		64,505.00		64,505.00	
					0.00
KBP290N	Local Public Works/Cemeterie		0.00		
BBF		20,000.00		20,000.00	
					0.00
KBP290P	Local Public Works/Cemeterie		0.00		
BBF		50,000.00		50,000.00	
					0.00
KBP290Q	Local 1st Responders3		0.00		
BBF		12,857.00		12,857.00	
					0.00
KBP290R	Local 1st Responders4		0.00		
BBF		22,857.00		22,857.00	
					0.00
KBP290S	Local 1st Responders5		0.00		

Fund	Fund Description	Beginning Balance			Ending Balance
Type	Type Description	Debits		Credits	
BBF		10,000.00		10,000.00	
					0.00
KBP290U	Local 1st Responders7		0.00		
BBF		18,000.00		18,000.00	
					0.00
KBP290V	Local Public Works/Cemeterie		0.00		
BBF		100,000.00		100,000.00	
					0.00
KBP290W	Enhanced Community Serv AI		0.00		
BBF		100,000.00		100,000.00	
					0.00
KBP298W	Statewide YMCA		0.00		
BBF		200,000.00		200,000.00	
					0.00
KBP387N	AR Discovery Network		0.00		
BBF		27,857.00		27,857.00	
					0.00
KBP393D	Realty Projects		0.00		
BBF		270,000.00		270,000.00	
					0.00
KBP393G	State Realty Improvements		0.00		
BBF		218,000.00		218,000.00	
					0.00
KBP394Z	Biotech/Basic & Applied Rese		0.00		
BBF		425,898.84		425,898.84	
					0.00
KBP395A	Research Grants		0.00		
BBF		2,000,000.00		2,000,000.00	
					0.00
KBP395B	Natl Science Foundation Matcl		0.00		
BBF		1,601,039.30		1,601,039.30	
					0.00
KBP487C	Camp Couchdale		0.00		
BBF		20,000.00		20,000.00	
					0.00
KBP487D	4-H Debt Service		0.00		
BBF		12,857.00		12,857.00	
					0.00
KBP487F	Statewide Water Plan		0.00		
BBF		1,000,000.00		1,000,000.00	
					0.00
KBP487G	Various Water Projects 1		0.00		
BBF		42,857.00		42,857.00	
					0.00
KBP487H	Various Water Projects 2		0.00		
BBF		10,000.00		10,000.00	
					0.00
KBP487J	Various Water Projects 3		0.00		
BBF		17,857.00		17,857.00	
					0.00

Fund / Type	Fund Description / Type Description	Beginning Balance / Debits		Credits	Ending Balance
KBP487K	**Various Water Projects 4**		**0.00**		
BBF		7,000.00		7,000.00	
					0.00
KBP487L	**Various Water Projects 5**		**0.00**		
BBF		40,000.00		40,000.00	
					0.00
KBP488F	**Drug Courts**		**0.00**		
BBF		10,000.00		10,000.00	
					0.00
KBP493J	**Digital Orthography/Parcel Ma**		**0.00**		
BBF		833,463.50		833,463.50	
					0.00
KBP495M	**Realty Improvements**		**0.00**		
BBF		224,692.00		224,692.00	
					0.00
KBP580A	**GR Reclaimed (0590)**		**0.00**		
BBF		301,985.10		301,985.10	
					0.00
KBP588B	**Construct/Maintenance**		**0.00**		
BBF		10,000.00		10,000.00	
					0.00
KBP588D	**Adult Ed/Literacy/Training**		**0.00**		
BBF		10,000.00		10,000.00	
					0.00
KBP588G	**At Risk Kids**		**0.00**		
BBF		31,250.00		31,250.00	
					0.00
KBP588H	**At Risk Community Schools**		**0.00**		
BBF		60,000.00		60,000.00	
					0.00
KBP588J	**Encyclopedia of AR History/Cu**		**0.00**		
BBF		45,000.00		45,000.00	
					0.00
KBP591N	**Construction to Personal Serv**		**0.00**		
BBF		60,000.00		60,000.00	
					0.00
KBP591P	**Construction/Improvement4**		**0.00**		
BBF		10,000.00		10,000.00	
					0.00
KBP597A	**GR Reclaimed (0534)**		**0.00**		
BBF		73,043.87		73,043.87	
					0.00
KBP597B	**GR Reclaimed (0552)**		**0.00**		
BBF		74,344.29		74,344.29	
					0.00
KBP597C	**GR Reclaimed FY11**		**0.00**		
BBF		155,822.70		155,822.70	
					0.00
KBP5F58	**GR Reclaimed (0590)**		**0.00**		
BBF		197,359.84		197,359.84	

Fund / Type	Fund Description / Type Description	Beginning Balance / Debits		Credits	Ending Balance
					0.00
KBP5F59	GR Reclaimed FY12 (0534)		0.00		
BBF		13,241.96		13,241.96	
					0.00
KBP5F60	GR Reclaimed FY12 (0522)		0.00		
BBF		10,484.30		10,484.30	
					0.00
KBP5F61	GR Reclaimed FY12 (0582)		0.00		
BBF		173,633.58		173,633.58	
					0.00
KBP687Z	Capital Improvements		0.00		
BBF		41,429.00		41,429.00	
					0.00
KBP688A	Construct/Maint/Library		0.00		
BBF		25,000.00		25,000.00	
					0.00
KBP691Q	Nursing Program		0.00		
BBF		20,000.00		20,000.00	
					0.00
KBP691R	Capital Improvements		0.00		
BBF		41,429.00		41,429.00	
					0.00
KBP691T	Technology/Labs		0.00		
BBF		25,000.00		25,000.00	
					0.00
KBP691U	Culinary Arts/Hospitality		0.00		
BBF		10,000.00		10,000.00	
					0.00
KBP691V	Student Success Centers		0.00		
BBF		10,000.00		10,000.00	
					0.00
KBP691W	Bauxite Saline Co Career Ctr		0.00		
BBF		10,000.00		10,000.00	
					0.00
KBP691Z	Nursing Program		0.00		
BBF		12,500.00		12,500.00	
					0.00
KBP692A	Technology Center		0.00		
BBF		12,500.00		12,500.00	
					0.00
KBP788M	DHS Community Base		0.00		
BBF		25,000.00		25,000.00	
					0.00
KBP788N	Domestic Violence Shelters		0.00		
BBF		15,800.00		15,800.00	
					0.00
KBP788P	Health Clinics		0.00		
BBF		25,857.00		25,857.00	
					0.00
KBP788Q	Senior Citizen Centers 1		0.00		

Fund / Type	Fund Description / Type Description	Beginning Balance / Debits		Credits	Ending Balance
BBF		7,500.00		7,500.00	
					0.00
KBP788R	**Senior Citizen Centers 2**		**0.00**		
BBF		50,000.00		50,000.00	
					0.00
KBP788S	**Senior Citizen Centers 3**		**0.00**		
BBF		60,000.00		60,000.00	
					0.00
KBP788T	**Senior Citizen Centers 4**		**0.00**		
BBF		10,000.00		10,000.00	
					0.00
KBP788V	**Senior Citizen Centers 5**		**0.00**		
BBF		30,857.00		30,857.00	
					0.00
KBP788W	**Senior Citizen Centers 6**		**0.00**		
BBF		15,000.00		15,000.00	
					0.00
KBP788X	**Senior Citizen Centers 7**		**0.00**		
BBF		10,000.00		10,000.00	
					0.00
KBP788Y	**Hospice Providers**		**0.00**		
BBF		2,500.00		2,500.00	
					0.00
KBP788Z	**Meals on Wheels Providers**		**0.00**		
BBF		30,000.00		30,000.00	
					0.00
KBP789A	**Area Agencies on Aging**		**0.00**		
BBF		10,000.00		10,000.00	
					0.00
KBP789B	**Weekend Frozen Meals**		**0.00**		
BBF		16,000.00		16,000.00	
					0.00
KBP789F	**Treatment Programs**		**0.00**		
BBF		10,000.00		10,000.00	
					0.00
KBP789G	**After School/Summer/Lo Incor**		**0.00**		
BBF		4,500.00		4,500.00	
					0.00
KBP789H	**Womens Transitional Shelter**		**0.00**		
BBF		10,000.00		10,000.00	
					0.00
KBP789J	**Community Programs1**		**0.00**		
BBF		50,000.00		50,000.00	
					0.00
KBP789K	**Community Programs2**		**0.00**		
BBF		10,000.00		10,000.00	
					0.00
KBP789L	**Eye Exams/Eyewear**		**0.00**		
BBF		2,500.00		2,500.00	
					0.00

Fund / Type	Fund Description / Type Description	Beginning Balance / Debits		Credits	Ending Balance
KBP789M	**Juvenile Delinquency Prevent**		**0.00**		
BBF		42,857.00		42,857.00	
					0.00
KBP790Z	**Statewide Nonprofit Assoc**		**0.00**		
BBF		20,000.00		20,000.00	
					0.00
KBP791A	**Regional Freight**		**0.00**		
BBF		142,857.00		142,857.00	
					0.00
KBP791B	**Senior Citizen Centers**		**0.00**		
BBF		500,000.00		500,000.00	
					0.00
KBP791C	**AR Planning/Development Dis**		**0.00**		
BBF		40,000.00		40,000.00	
					0.00
KBP791D	**Local Rail/Waterway/Transport**		**0.00**		
BBF		5,000.00		5,000.00	
					0.00
KBP791E	**Local Rail/Waterway/Transport**		**0.00**		
BBF		20,000.00		20,000.00	
					0.00
KBP791G	**After School/Summer/Youth**		**0.00**		
BBF		35,000.00		35,000.00	
					0.00
KBP794F	**ADHE Grants Realty Improven**		**0.00**		
BBF		300,000.00		300,000.00	
					0.00
KBP795Y	**Realty Improvements**		**0.00**		
BBF		80,000.00		80,000.00	
					0.00
KBP796E	**Quick Action Closing Fund Tra**		**0.00**		
BBF		15,727,000.00		15,727,000.00	
					0.00
KBP796F	**Public Works/Job Training**		**0.00**		
BBF		3,651,300.00		3,651,300.00	
					0.00
KBP796G	**Training Incentives**		**0.00**		
BBF		1,000,000.00		1,000,000.00	
					0.00
KBP796H	**Innovate Arkansas Fund Trans**		**0.00**		
BBF		2,599,999.00		2,599,999.00	
					0.00
KBP798X	**AR Plannning/Development**		**0.00**		
BBF		185,000.00		185,000.00	
					0.00
KBP7T91	**African Amer Cemeter (790)**		**0.00**		
BBF		9,857.00		9,857.00	
					0.00
KBP7U15	**AEDC-Sci/Tech NSF (790)**		**-9,492.54**		
BBF		0.00		9,492.54	

Fund / Type	Fund Description / Type Description	Beginning Balance / Debits		Credits	Ending Balance
					-9,492.54
KBP888C	**African American Heritage**		**0.00**		
BBF		20,357.00		20,357.00	
					0.00
KBP987E	**Emergency Service Provider**		**0.00**		
BBF		5,000.00		5,000.00	
					0.00
KBP993H	**Realty Improvements2**		**0.00**		
BBF		120,000.00		120,000.00	
					0.00
KBP996A	**Realty Improvements**		**0.00**		
BBF		4,362,475.98		4,362,475.98	
					0.00
KBPA88K	**Youth Literacy**		**0.00**		
BBF		5,000.00		5,000.00	
					0.00
KBPA88L	**NW AR Economic Develop Dis**		**0.00**		
BBF		606,057.00		606,057.00	
					0.00
KBPA89C	**Drug Abuse Prev/Treatment1**		**0.00**		
BBF		20,000.00		20,000.00	
					0.00
KBPA89E	**Alcohol/Sub Abuse Prev/Treat**		**0.00**		
BBF		10,000.00		10,000.00	
					0.00
KBPA89N	**Local 1st Responders1**		**0.00**		
BBF		5,000.00		5,000.00	
					0.00
KBPA89R	**Local Public Works/Cemeterie**		**0.00**		
BBF		82,857.00		82,857.00	
					0.00
KBPA89V	**Museums**		**0.00**		
BBF		10,000.00		10,000.00	
					0.00
KBPA89X	**AR Boys/Girls Clubs**		**0.00**		
BBF		100,000.00		100,000.00	
					0.00
KBPA89Z	**Local Public Works/Cemeterie**		**0.00**		
BBF		20,000.00		20,000.00	
					0.00
KBPA90A	**Local Public Works/Cemeterie**		**0.00**		
BBF		102,857.00		102,857.00	
					0.00
KBPA90B	**Local 1st Responders2**		**0.00**		
BBF		5,000.00		5,000.00	
					0.00
KBPA90E	**Local Public Works/Cemeterie**		**0.00**		
BBF		53,368.96		53,368.96	
					0.00
KBPA91F	**Local Rail/Waterway/Transport**		**0.00**		

Fund	Fund Description	Beginning Balance			Ending Balance
Type	Type Description	Debits		Credits	
BBF		45,000.00		45,000.00	
					0.00
KBPA92T	**Renovations/Construction**		**0.00**		
BBF		25,000.00		25,000.00	
					0.00
KBPA93E	**County/District Fairs**		**0.00**		
BBF		847,200.00		847,200.00	
					0.00
KBPA94R	**Technology Infrastructure5**		**0.00**		
BBF		1,500,000.00		1,500,000.00	
					0.00
KBPA95P	**Malvern/Grimes/Newport Units**		**0.00**		
BBF		12,460,000.00		12,460,000.00	
					0.00
KBPA95Q	**PS Computer System Loan Pa**		**0.00**		
BBF		2,900,312.00		2,900,312.00	
					0.00
KBPA96C	**Public Facilites/Cemeteries**		**0.00**		
BBF		125,000.00		125,000.00	
					0.00
KBPB88L	**NC AR Economic Develop Dist**		**0.00**		
BBF		212,121.00		212,121.00	
					0.00
KBPB89C	**Drug Abuse Prev/Treatment2**		**0.00**		
BBF		7,857.00		7,857.00	
					0.00
KBPB89E	**Alcohol/Sub Abuse Prev/Treat**		**0.00**		
BBF		10,000.00		10,000.00	
					0.00
KBPB89N	**Local Public Works/Cemeterie**		**0.00**		
BBF		20,000.00		20,000.00	
					0.00
KBPB89P	**Local Public Works/Cemeterie**		**0.00**		
BBF		17,000.00		17,000.00	
					0.00
KBPB89Q	**County Fairs/Rodeos3**		**0.00**		
BBF		6,000.00		6,000.00	
					0.00
KBPB89R	**County Fairs/Rodeos4**		**0.00**		
BBF		20,000.00		20,000.00	
					0.00
KBPB89V	**African American Cemeteries**		**0.00**		
BBF		9,857.00		9,857.00	
					0.00
KBPB90C	**County Libraries**		**0.00**		
BBF		10,000.00		10,000.00	
					0.00
KBPB90L	**Fire Protection/Cemeteries**		**0.00**		
BBF		100,000.00		100,000.00	
					0.00

Fund / Type	Fund Description / Type Description	Beginning Balance / Debits		Credits	Ending Balance
KBPB90T	**Local 1st Responders6**		**0.00**		
BBF		15,000.00		15,000.00	
					0.00
KBPB92N	**Vegetable Facility**		**0.00**		
BBF		10,000.00		10,000.00	
					0.00
KBPB92T	**Rural Health RN Program**		**0.00**		
BBF		10,000.00		10,000.00	
					0.00
KBPB93E	**Air tankers/Realty Improveme**		**0.00**		
BBF		250,000.00		250,000.00	
					0.00
KBPB95Q	**National Math/Science Match**		**0.00**		
BBF		500,000.00		500,000.00	
					0.00
KBPC88E	**Major Maint/Const/Repair1**		**0.00**		
BBF		60,000.00		60,000.00	
					0.00
KBPC88K	**Adult Ed/Literacy/Training**		**0.00**		
BBF		15,000.00		15,000.00	
					0.00
KBPC88L	**NE AR Economic Develop Dist**		**0.00**		
BBF		575,753.00		575,753.00	
					0.00
KBPC89C	**Drug Abuse Prev/Treatment2**		**0.00**		
BBF		62,857.00		62,857.00	
					0.00
KBPC89N	**County Fairs/Rodeos1**		**0.00**		
BBF		10,000.00		10,000.00	
					0.00
KBPC89P	**Libraries**		**0.00**		
BBF		10,000.00		10,000.00	
					0.00
KBPC89V	**Drainage Projects**		**0.00**		
BBF		5,000.00		5,000.00	
					0.00
KBPC90E	**Local Fire Departments**		**0.00**		
BBF		10,000.00		10,000.00	
					0.00
KBPC92N	**Literacy Institute Reading**		**0.00**		
BBF		5,000.00		5,000.00	
					0.00
KBPC94S	**Deferred Maintenance30**		**0.00**		
BBF		200,000.00		200,000.00	
					0.00
KBPC95F	**Liberal Arts Building Construc**		**0.00**		
BBF		6,000,000.00		6,000,000.00	
					0.00
KBPD88E	**Motor Vehicle Acquisition**		**0.00**		
BBF		2,977,252.00		2,977,252.00	

Fund / Type	Fund Description / Type Description	Beginning Balance / Debits		Credits	Ending Balance
					0.00
KBPD88L	SE AR Economic Develop Dist		0.00		
BBF		421,662.00		421,662.00	
					0.00
KBPD89C	Drug Abuse Prev/Treatment3		0.00		
BBF		30,000.00		30,000.00	
					0.00
KBPD89N	Local LEO		0.00		
BBF		15,000.00		15,000.00	
					0.00
KBPD89P	County Fairs/Rodeos2		0.00		
BBF		15,000.00		15,000.00	
					0.00
KBPD89Q	Local Public Works/Cemeterie		0.00		
BBF		76,857.00		76,857.00	
					0.00
KBPD93L	AR Delta Train/Ed Consortium		0.00		
BBF		136,471.00		136,471.00	
					0.00
KBPD94G	ADTEC Univ Center Initiatives		0.00		
BBF		401,736.00		401,736.00	
					0.00
KBPD94K	AR Delta Train/Ed Consortium		0.00		
BBF		136,471.00		136,471.00	
					0.00
KBPD94Q	ADTEC Univ Center Initiatives		0.00		
BBF		116,981.00		116,981.00	
					0.00
KBPD94R	Nanotechnology Center		0.00		
BBF		500,000.00		500,000.00	
					0.00
KBPE88L	SW AR Economic Develop Dis		0.00		
BBF		272,726.00		272,726.00	
					0.00
KBPE89C	Drug Abuse Prev/Treatment7		0.00		
BBF		10,000.00		10,000.00	
					0.00
KBPE93L	ADTEC Univ Center Initiatives		0.00		
BBF		68,525.00		68,525.00	
					0.00
KBPE93P	AR Delta Train/Ed Consortium		0.00		
BBF		142,212.00		142,212.00	
					0.00
KBPE94K	ADTEC Univ Center Initiatives		0.00		
BBF		68,525.00		68,525.00	
					0.00
KBPEX00	88th Session Gov GIF §19-5-1		0.00		
BBF		64,420,215.01		64,420,215.01	
					0.00
KBPF88L	W AR Economic Develop Dist		0.00		

Fund / Type	Fund Description / Type Description	Beginning Balance / Debits	Credits	Ending Balance
BBF		303,029.00	303,029.00	
				0.00
KBPF89C	**Drug Abuse Prev/Treatment4**	**0.00**		
BBF		20,000.00	20,000.00	
				0.00
KBPF93K	**Statewide Water Plan2**	**0.00**		
BBF		2,000,000.00	2,000,000.00	
				0.00
KBPF93P	**ADTEC Univ Center Initiatives:**	**0.00**		
BBF		68,525.00	68,525.00	
				0.00
KBPF93Q	**AR Delta Train/Ed Consortium:**	**0.00**		
BBF		388,433.00	388,433.00	
				0.00
KBPG88L	**WC AR Economic Develop Dis**	**0.00**		
BBF		363,635.00	363,635.00	
				0.00
KBPG89C	**Drug Abuse Prev/Treatment5**	**0.00**		
BBF		1,250.00	1,250.00	
				0.00
KBPG93P	**Regional Economic Developm**	**0.00**		
BBF		100,000.00	100,000.00	
				0.00
KBPG93Q	**ADTEC Univ Center Initiatives:**	**0.00**		
BBF		134,984.00	134,984.00	
				0.00
KBPH88L	**Central AR Economic Develop**	**0.00**		
BBF		696,966.00	696,966.00	
				0.00
KBPH89C	**Drug Abuse Prev/Treatment8**	**0.00**		
BBF		25,000.00	25,000.00	
				0.00
KBPH93W	**AR Delta Train/Ed Consortium**	**0.00**		
BBF		168,612.00	168,612.00	
				0.00
KBPHOLD	**88th Sess Mand Oblig §19-5-1(**	**0.00**		
BBF		36,400,312.00	36,400,312.00	
				0.00
KBPI93W	**ADTEC Univ Center Initiatives**	**0.00**		
BBF		68,525.00	68,525.00	
				0.00
KBPJ88L	**AR Sports Hall of Fame**	**0.00**		
BBF		25,000.00	25,000.00	
				0.00
KBPK88L	**Youth Baseball**	**0.00**		
BBF		15,000.00	15,000.00	
				0.00
KBPL88L	**Big Cat/Giraffe/Vet etc**	**0.00**		
BBF		20,000.00	20,000.00	
				0.00

Fund / Type	Fund Description / Type Description	Beginning Balance / Debits		Credits	Ending Balance
KBPM88L	**Youth Golf**		**0.00**		
BBF		30,000.00		30,000.00	
					0.00
KBPN88L	**Community Organizations**		**0.00**		
BBF		90,908.00		90,908.00	
					0.00
KBPP88L	**Multi-Car Registr Pilot Prog**		**0.00**		
BBF		100,000.00		100,000.00	
					0.00
KBPTI00	**88th Sess Tech Inst §19-5-100**		**0.00**		
BBF		499,344.94		499,344.94	
					0.00
KBPUNOB	**88th Sess Unobl GIF§19-5-100**		**0.00**		
BBF		82,770,316.44		82,770,316.44	
					0.00
KBQ0000	**89th Session GIF Leg 19-5-100**		**0.00**		
BBF		582,477,514.62		582,477,514.62	
					0.00
KBQ1G31	**ASU Human/Social Sciences E**		**0.00**		
BBF		4,000,000.00		4,000,000.00	
					0.00
KBQ1G32	**ASU Construction, Equi/M&O**		**0.00**		
BBF		2,758,271.00		2,758,271.00	
					0.00
KBQ1G55	**ATU Academic Classroom**		**0.00**		
BBF		1,000,000.00		1,000,000.00	
					0.00
KBQ1H43	**MSCC Deferred Maintenance**		**0.00**		
BBF		300,000.00		300,000.00	
					0.00
KBQ1H44	**MSCC ADTEC Initiatives**		**0.00**		
BBF		50,000.00		50,000.00	
					0.00
KBQ1H58	**NWACC Deferred Maintenance**		**0.00**		
BBF		50,000.00		50,000.00	
					0.00
KBQ1I14	**SACC Deferred Maintenance**		**0.00**		
BBF		100,000.00		100,000.00	
					0.00
KBQ1I29	**HSU Phase I Campus Renovat**		**0.00**		
BBF		750,000.00		750,000.00	
					0.00
KBQ1I34	**SAU Deferred Maintenance**		**0.00**		
BBF		1,000,000.00		1,000,000.00	
					0.00
KBQ1I55	**UA Clinton School Lecture Hal**		**0.00**		
BBF		50,000.00		50,000.00	
					0.00
KBQ1I65	**UAF Nanoscale Sci/Engineerir**		**0.00**		
BBF		3,000,000.00		3,000,000.00	

Fund / Type	Fund Description / Type Description	Beginning Balance / Debits		Credits	Ending Balance
					0.00
KBQ1I70	**UA System Various Inst/Entitie**		**0.00**		
BBF		4,275,510.00		4,275,510.00	
					0.00
KBQ1I77	**UALR Infrastructure/Maintenai**		**0.00**		
BBF		400,000.00		400,000.00	
					0.00
KBQ1I80	**UALR Nanotechnology Cter**		**0.00**		
BBF		1,100,000.00		1,100,000.00	
					0.00
KBQ1I90	**UAM Wireless Access**		**0.00**		
BBF		150,000.00		150,000.00	
					0.00
KBQ1I91	**UAPB Campus Renovations/R**		**0.00**		
BBF		200,000.00		200,000.00	
					0.00
KBQ1I94	**UAPB STEM Conference Cter**		**0.00**		
BBF		750,000.00		750,000.00	
					0.00
KBQ1J03	**ATU Const/Maint/Library**		**0.00**		
BBF		3,000,000.00		3,000,000.00	
					0.00
KBQ1J04	**ASU Const/Maint/Library**		**0.00**		
BBF		3,000,000.00		3,000,000.00	
					0.00
KBQ1J05	**UA Const/Maint/Library**		**0.00**		
BBF		3,000,000.00		3,000,000.00	
					0.00
KBQ1J06	**UALR Const/Maint/Library**		**-1,262.84**		
BBF		2,998,737.16		3,000,000.00	
					-1,262.84
KBQ1J07	**UCA Const/Maint/Library**		**0.00**		
BBF		3,000,000.00		3,000,000.00	
					0.00
KBQ1J08	**UAFS Const/Maint/Library**		**0.00**		
BBF		1,500,000.00		1,500,000.00	
					0.00
KBQ1J09	**UAMS Const/Maint/Library**		**0.00**		
BBF		1,000,000.00		1,000,000.00	
					0.00
KBQ1J10	**HSU Const/Maintenance/Libra**		**0.00**		
BBF		1,100,000.00		1,100,000.00	
					0.00
KBQ1J11	**SAU Const/Maintenance/Libra**		**0.00**		
BBF		1,000,000.00		1,000,000.00	
					0.00
KBQ1J12	**UAM Const/Maint/Library**		**0.00**		
BBF		1,000,000.00		1,000,000.00	
					0.00
KBQ1J13	**UAPB Const/Maint/Library**		**0.00**		

Fund	Fund Description	Beginning Balance		Ending Balance
Type	Type Description	Debits	Credits	
BBF		2,000,000.00	2,000,000.00	
				0.00
KBQ1J14	**NWACC Const/Maint/Library**	**0.00**		
BBF		800,561.45	800,561.45	
				0.00
KBQ1J16	**ASU Beebe Const/Maint/Librar**	**0.00**		
BBF		250,000.00	250,000.00	
				0.00
KBQ1J17	**NPCC Const/Maint/Library**	**0.00**		
BBF		250,000.00	250,000.00	
				0.00
KBQ1J18	**ANC Const/Maint/Equip/Librar**	**0.00**		
BBF		250,000.00	250,000.00	
				0.00
KBQ1J19	**ASUMH Const/Maint/Library**	**0.00**		
BBF		250,000.00	250,000.00	
				0.00
KBQ1J20	**ASUN Const/Maint/Library**	**0.00**		
BBF		250,000.00	250,000.00	
				0.00
KBQ1J23	**EACC Const/Maint/Library**	**-119,382.93**		
BBF		250,000.00	250,000.00	
				0.00
KBQ1J24	**MSCC Const/Maint/Library**	**0.00**		
BBF		250,000.00	250,000.00	
				0.00
KBQ1J25	**NAC Const/Maint/Library**	**0.00**		
BBF		250,000.00	250,000.00	
				0.00
KBQ1J27	**RMCC Const/Maint/Equip/Libr**	**0.00**		
BBF		250,000.00	250,000.00	
				0.00
KBQ1J28	**SAU Tech Const/Maint/Library**	**0.00**		
BBF		264,302.50	264,302.50	
				0.00
KBQ1J29	**SACC Const/Equip/Library**	**0.00**		
BBF		250,000.00	250,000.00	
				0.00
KBQ1J31	**UACCB Const/Maint/Library**	**0.00**		
BBF		250,000.00	250,000.00	
				0.00
KBQ1J32	**UACCH Const/Maint/Library**	**0.00**		
BBF		3,929,858.00	3,929,858.00	
				0.00
KBQ1J34	**PCCUA Const/Maint/Library**	**0.00**		
BBF		412,322.00	412,322.00	
				0.00
KBQ1J47	**HSU HS Downtown Ed Partner**	**0.00**		
BBF		1,000,000.00	1,000,000.00	
				0.00

Fund / Type	Fund Description / Type Description	Beginning Balance / Debits		Credits	Ending Balance
KBQ1J49	**UA System Transfers**		**0.00**		
BBF		315,000.00		315,000.00	
					0.00
KBQ1J57	**ANC Const/Maint/Equip/Librar**		**0.00**		
BBF		175,000.00		175,000.00	
					0.00
KBQ1J58	**ASU Const/Maint Sys**		**0.00**		
BBF		1,050,000.00		1,050,000.00	
					0.00
KBQ1J59	**ASU Hemingway Pfeiffer Muse**		**0.00**		
BBF		100,000.00		100,000.00	
					0.00
KBQ1J60	**ASU Historic Dyess Colony**		**0.00**		
BBF		140,000.00		140,000.00	
					0.00
KBQ1J61	**ASU Lakeport Plantation**		**0.00**		
BBF		10,000.00		10,000.00	
					0.00
KBQ1J62	**ASU Beebe Acad BldgHeberSp**		**0.00**		
BBF		150,000.00		150,000.00	
					0.00
KBQ1J63	**ASUMH Techology Upgrades**		**0.00**		
BBF		350,000.00		350,000.00	
					0.00
KBQ1J64	**ASUN MAked Tree Grounds**		**0.00**		
BBF		250,734.00		250,734.00	
					0.00
KBQ1J65	**ASUN Operations**		**0.00**		
BBF		50,000.00		50,000.00	
					0.00
KBQ1J66	**ATUConst/Maint/LibOzak (013(**		**0.00**		
BBF		100,000.00		100,000.00	
					0.00
KBQ1J67	**ATU Const/Maint/Library1**		**0.00**		
BBF		400,000.00		400,000.00	
					0.00
KBQ1J69	**BLR Vision 2025 Leg Commiss**		**0.00**		
BBF		10,000.00		10,000.00	
					0.00
KBQ1K98	**EACC Cross Co Technology C**		**0.00**		
BBF		250,000.00		250,000.00	
					0.00
KBQ1K99	**EACC Technology Infrastructu**		**0.00**		
BBF		100,000.00		100,000.00	
					0.00
KBQ1L14	**HSU Const/Maintenance/Libra**		**0.00**		
BBF		250,000.00		250,000.00	
					0.00
KBQ1L15	**NAC Agr Program**		**0.00**		
BBF		150,000.00		150,000.00	

Fund / Type	Fund Description / Type Description	Beginning Balance / Debits		Credits	Ending Balance
					0.00
KBQ1L16	NAC Vehicles		0.00		
BBF		200,000.00		200,000.00	
					0.00
KBQ1L23	RMCC Const/Maint/Equip/Libr		0.00		
BBF		115,833.00		115,833.00	
					0.00
KBQ1L24	SAU Tech Admin/Business Blc		0.00		
BBF		15,000.00		15,000.00	
					0.00
KBQ1L25	SAU Tech Auto Body Shop Blc		0.00		
BBF		57,500.00		57,500.00	
					0.00
KBQ1L26	SAU Tech Environ Training Ac		0.00		
BBF		15,000.00		15,000.00	
					0.00
KBQ1L27	SAU Texh Fire Training Acade		0.00		
BBF		15,000.00		15,000.00	
					0.00
KBQ1L28	SACC Const/Equip/Maintenan		0.00		
BBF		102,500.00		102,500.00	
					0.00
KBQ1L29	SAU Const/Maintenance/Libra		0.00		
BBF		150,000.00		150,000.00	
					0.00
KBQ1L30	SAU Const/Maintenance/Libra		0.00		
BBF		5,000.00		5,000.00	
					0.00
KBQ1L31	UA Foundation Seed Facilities		0.00		
BBF		100,000.00		100,000.00	
					0.00
KBQ1L32	UA Criminal Justice Institute		0.00		
BBF		50,000.00		50,000.00	
					0.00
KBQ1L33	UA GAvan Woodland GAdens		0.00		
BBF		500,000.00		500,000.00	
					0.00
KBQ1L34	UA Nanoscale Sci/Engineering		0.00		
BBF		250,000.00		250,000.00	
					0.00
KBQ1L35	Sickle Cell Anemia Task Force		0.00		
BBF		60,000.00		60,000.00	
					0.00
KBQ1L36	UA Acheological Survey		0.00		
BBF		35,000.00		35,000.00	
					0.00
KBQ1L37	UA ReseAch/Ed Optical Netwo		0.00		
BBF		15,000.00		15,000.00	
					0.00
KBQ1L38	UA Clinton School		0.00		

Fund	Fund Description	Beginning Balance			Ending Balance
Type	Type Description	Debits		Credits	
BBF		225,456.51		225,456.51	
					0.00
KBQ1L39	**UAFS Mallalieu Cter**		**0.00**		
BBF		50,000.00		50,000.00	
					0.00
KBQ1L40	**UAFS Const/Maint/Library1**		**0.00**		
BBF		100,000.00		100,000.00	
					0.00
KBQ1L41	**UALR Nanotechnology Cter**		**0.00**		
BBF		100,000.00		100,000.00	
					0.00
KBQ1L42	**UALR Viable Technologies**		**0.00**		
BBF		300,000.00		300,000.00	
					0.00
KBQ1L43	**UAM Music Building**		**0.00**		
BBF		300,000.00		300,000.00	
					0.00
KBQ1L44	**UAPB 1890Research/Extensio**		**0.00**		
BBF		255,000.00		255,000.00	
					0.00
KBQ1L45	**UACCH TexAkana Campus**		**0.00**		
BBF		175,000.00		175,000.00	
					0.00
KBQ1L47	**UAMS Sports Medicine Fellow**		**0.00**		
BBF		35,000.00		35,000.00	
					0.00
KBQ1L48	**UAMS Physician's Assistant P**		**0.00**		
BBF		5,000.00		5,000.00	
					0.00
KBQ1L49	**UAMS Dental Education Progr**		**0.00**		
BBF		110,000.00		110,000.00	
					0.00
KBQ1L50	**UAMS N C Family Med Reside**		**0.00**		
BBF		50,000.00		50,000.00	
					0.00
KBQ1L51	**UAMS Physical Therapy/Intern**		**0.00**		
BBF		200,000.00		200,000.00	
					0.00
KBQ1L52	**UAMS Const/Maint/Library1**		**0.00**		
BBF		300,000.00		300,000.00	
					0.00
KBQ1L53	**UCA Essential Operations/Imp**		**0.00**		
BBF		700,000.00		700,000.00	
					0.00
KBQ1M17	**UAMS Rockefeller Myeloma In**		**0.00**		
BBF		5,000,000.00		5,000,000.00	
					0.00
KBQ1M24	**UCA Lewis Science Cter**		**0.00**		
BBF		1,500,000.00		1,500,000.00	
					0.00

Fund / Type	Fund Description / Type Description	Beginning Balance / Debits	Credits	Ending Balance
KBQ1M46	**Sickle Cell Anemia TF (0135)**	**-60,000.00**		
BBF		0.00	60,000.00	
				-60,000.00
KBQ2G62	**Tobacco Ctl Bd Comprehensiv**	**0.00**		
BBF		13,015.00	13,015.00	
				0.00
KBQ2H32	**Rural Svc VAious Local Grants**	**0.00**		
BBF		50,000.00	50,000.00	
				0.00
KBQ2K63	**Rural Svcs County Fairs**	**0.00**		
BBF		125,000.00	125,000.00	
				0.00
KBQ2K64	**Rural Svcs Public Facilities1**	**0.00**		
BBF		125,000.00	125,000.00	
				0.00
KBQ2K65	**Rural Svcs Public Facilities3**	**0.00**		
BBF		185,000.00	185,000.00	
				0.00
KBQ2K66	**Rural Svcs Sherriffs Depts**	**0.00**		
BBF		35,000.00	35,000.00	
				0.00
KBQ2K67	**Rural Svcs County Fairs & 4H**	**0.00**		
BBF		40,000.00	40,000.00	
				0.00
KBQ2K68	**Rural Svcs County Fairs/Rode**	**0.00**		
BBF		20,000.00	20,000.00	
				0.00
KBQ2K69	**Rural Svc Boys/Girls Clubs1**	**0.00**		
BBF		30,000.00	30,000.00	
				0.00
KBQ2K70	**Rural Svcs Local Grants6**	**0.00**		
BBF		200,000.00	200,000.00	
				0.00
KBQ2K71	**Rural Svcs Museums**	**0.00**		
BBF		70,000.00	70,000.00	
				0.00
KBQ2K72	**Rural Svcs Public Facilities7**	**0.00**		
BBF		70,000.00	70,000.00	
				0.00
KBQ2K73	**Rural SvcsAfricanAmerCemet**	**0.00**		
BBF		70,000.00	70,000.00	
				0.00
KBQ2K74	**Rural Svcs Boys/Girls Clubs**	**0.00**		
BBF		40,000.00	40,000.00	
				0.00
KBQ2K75	**Rural Svcs Local Grants**	**0.00**		
BBF		120,000.00	120,000.00	
				0.00
KBQ2K76	**Rural Svcs LEO Grants**	**0.00**		
BBF		30,000.00	30,000.00	

Fund / Type	Fund Description / Type Description	Beginning Balance / Debits		Credits	Ending Balance
					0.00
KBQ2K77	Rural Svc Boys/Girls Clubs2		0.00		
BBF		35,000.00		35,000.00	
					0.00
KBQ2K78	Rural Svcs Public Facilities6		0.00		
BBF		100,000.00		100,000.00	
					0.00
KBQ2K79	Rural Svcs LEO Grants1		0.00		
BBF		90,000.00		90,000.00	
					0.00
KBQ2K80	Rural Svc Boys/Girls Clubs3		0.00		
BBF		200,000.00		200,000.00	
					0.00
KBQ2K81	Rural Svcs Emergency Service		0.00		
BBF		110,000.00		110,000.00	
					0.00
KBQ2K82	Rural Svcs Public Facilities9		0.00		
BBF		547,500.00		547,500.00	
					0.00
KBQ2K83	Rural Svcs County Jails		0.00		
BBF		400,000.00		400,000.00	
					0.00
KBQ2K84	Rural Svcs Public Facilities8		0.00		
BBF		100,000.00		100,000.00	
					0.00
KBQ2K85	Rural Svcs Local Grants1		0.00		
BBF		400,000.00		400,000.00	
					0.00
KBQ2K86	Rural Svcs Local Grants2		0.00		
BBF		100,000.00		100,000.00	
					0.00
KBQ2K87	Rural Svcs Local Grants3		0.00		
BBF		100,000.00		100,000.00	
					0.00
KBQ2K88	Rural Svcs Local Grants4		0.00		
BBF		200,000.00		200,000.00	
					0.00
KBQ2K89	Rural Svcs Local Grants5		0.00		
BBF		250,000.00		250,000.00	
					0.00
KBQ2K90	Rural Svcs Local Grants7		0.00		
BBF		240,000.00		240,000.00	
					0.00
KBQ2K91	Rural Svcs Public Facilities		0.00		
BBF		300,000.00		300,000.00	
					0.00
KBQ2K92	Rural Svcs Public Facilities2		0.00		
BBF		25,000.00		25,000.00	
					0.00
KBQ2K93	Rural Svcs Public Facilities4		0.00		

Fund / Type	Fund Description / Type Description	Beginning Balance / Debits	Credits	Ending Balance
BBF		485,000.00	485,000.00	
				0.00
KBQ2K94	**Rural Svcs Public Facilities5**	**0.00**		
BBF		120,000.00	120,000.00	
				0.00
KBQ2K95	**Rural Svcs Emergency Service**	**0.00**		
BBF		200,000.00	200,000.00	
				0.00
KBQ2K96	**Rural Svcs Emergency Service**	**0.00**		
BBF		100,000.00	100,000.00	
				0.00
KBQ3G05	**ABA State Realty Purchases/M**	**0.00**		
BBF		2,584,200.00	2,584,200.00	
				0.00
KBQ3J38	**DVA Purch/Const/Equip Vet Ho**	**0.00**		
BBF		7,500,425.00	7,500,425.00	
				0.00
KBQ3J41	**A A Housing Trust**	**0.00**		
BBF		500,000.00	500,000.00	
				0.00
KBQ3K97	**DVA Const/Maint/M&O**	**0.00**		
BBF		50,000.00	50,000.00	
				0.00
KBQ3L54	**WMSC Const/Maint/Equi**	**0.00**		
BBF		25,000.00	25,000.00	
				0.00
KBQ3M47	**Broadband Mapping (0324)**	**0.00**		
BBF		1,000,000.00	1,000,000.00	
				0.00
KBQ4G02	**Agri Local Fair RealtyPurch/M**	**0.00**		
BBF		847,200.00	847,200.00	
				0.00
KBQ4G03	**Agri Realty Purchases/M&R**	**0.00**		
BBF		165,000.00	165,000.00	
				0.00
KBQ4G04	**Agri Realty Disaster Purch/M&**	**-14,926.25**		
BBF		67,348.21	82,274.46	
				-14,926.25
KBQ4G14	**AGIO Statewide PAcel Map**	**0.00**		
BBF		260,000.00	260,000.00	
				0.00
KBQ4G15	**AGIO Aerial Photography DB**	**0.00**		
BBF		750,000.00	750,000.00	
				0.00
KBQ4G98	**ADCC Realty Purchase/M&R**	**0.00**		
BBF		591,119.84	591,119.84	
				0.00
KBQ4J02	**ADC Malvern/Grimes/SplNeeds**	**0.00**		
BBF		9,611,483.02	9,611,483.02	
				0.00

Fund / Type	Fund Description / Type Description	Beginning Balance / Debits		Credits	Ending Balance
KBQ4J36	**ADC England School Training/**		**0.00**		
BBF		502,075.96		502,075.96	
					0.00
KBQ4J51	**Agri Dept Camp Couchdale**		**0.00**		
BBF		97,500.00		97,500.00	
					0.00
KBQ4J52	**Dept Aero Aviation TrainingAc**		**0.00**		
BBF		30,000.00		30,000.00	
					0.00
KBQ4J55	**ANRC Grants/Loans/Admin**		**0.00**		
BBF		60,000.00		60,000.00	
					0.00
KBQ4J56	**ANRC Water/Waste Projects**		**0.00**		
BBF		50,000.00		50,000.00	
					0.00
KBQ5G81	**CRTI Capital Project/Facilities**		**0.00**		
BBF		200,649.95		200,649.95	
					0.00
KBQ5G94	**Career Ed Trng Instit WaterSys**		**0.00**		
BBF		604,157.00		604,157.00	
					0.00
KBQ5G95	**Career Ed Training Instit Amor**		**0.00**		
BBF		258,924.00		258,924.00	
					0.00
KBQ5G96	**Career Ed Training Instit Fac**		**0.00**		
BBF		136,919.00		136,919.00	
					0.00
KBQ5H06	**ADE A School Recognition Aw**		**0.00**		
BBF		7,000,000.00		7,000,000.00	
					0.00
KBQ5H10	**ADE Transf Ed Fac Partnershi**		**0.00**		
BBF		20,000,000.00		20,000,000.00	
					0.00
KBQ5H12	**AETN RealtyPurch/M&R/Grant**		**0.00**		
BBF		501,629.37		501,629.37	
					0.00
KBQ5H70	**NWTI Capital Balance Transfer**		**0.00**		
BBF		454,303.88		454,303.88	
					0.00
KBQ5H96	**RTC Capital Balance Transfer**		**0.00**		
BBF		319,624.27		319,624.27	
					0.00
KBQ5J43	**Blind School Realty Purch/Up**		**0.00**		
BBF		100,000.00		100,000.00	
					0.00
KBQ5J44	**Deaf School Realty Purch/Upg**		**0.00**		
BBF		100,000.00		100,000.00	
					0.00
KBQ5J78	**Career Ed Adult Ed Programs**		**0.00**		
BBF		200,000.00		200,000.00	

Fund / Type	Fund Description / Type Description	Beginning Balance / Debits		Credits	Ending Balance
					0.00
KBQ5J79	Career Ed Career TrainingInsti		0.00		
BBF		20,000.00		20,000.00	
					0.00
KBQ5J80	ADE Student Entrepreneurshi		0.00		
BBF		89,000.00		89,000.00	
					0.00
KBQ5J81	ADE Breakfast Pilot Program		0.00		
BBF		390,000.00		390,000.00	
					0.00
KBQ5J82	ADE Re-Imagine Education		0.00		
BBF		25,000.00		25,000.00	
					0.00
KBQ5J83	ADE National Math & Sciencel		0.00		
BBF		25,000.00		25,000.00	
					0.00
KBQ5J84	ADE Fiscal Distress Schools		0.00		
BBF		160,000.00		160,000.00	
					0.00
KBQ5J85	ASL Encyclopedia of A History		0.00		
BBF		120,000.00		120,000.00	
					0.00
KBQ5J86	ASL M&O/Const/Equip		0.00		
BBF		11,000.00		11,000.00	
					0.00
KBQ5J87	ASL Purchase/Equip/M&O		0.00		
BBF		130,000.00		130,000.00	
					0.00
KBQ5J88	ADE Open Enrollment ChAter		0.00		
BBF		150,000.00		150,000.00	
					0.00
KBQ5J89	ADE Natural Gas Buses		0.00		
BBF		10,000.00		10,000.00	
					0.00
KBQ5J90	AETN Const/Maint/Equi		0.00		
BBF		129,629.20		129,629.20	
					0.00
KBQ5L17	NWTI Const/Maint/Equip		0.00		
BBF		147,137.24		147,137.24	
					0.00
KBQ6H14	State Motor VehicleAcquisitior		0.00		
BBF		3,881,641.60		3,881,641.60	
					0.00
KBQ6H18	Major Maint Ledbetter/Raglanc		0.00		
BBF		443,438.00		443,438.00	
					0.00
KBQ6H71	OHIT SHARE		0.00		
BBF		4,771,485.39		4,771,485.39	
					0.00
KBQ6J15	PTC Const/Maint/Library		0.00		

Fund	Fund Description	Beginning Balance			Ending Balance
Type	Type Description	Debits		Credits	
BBF		750,000.00		750,000.00	
					0.00
KBQ6J21	**BRTC Const/Maint/Library**		**0.00**		
BBF		250,000.00		250,000.00	
					0.00
KBQ6J22	**Ouachita Const/Maint/Library**		**0.00**		
BBF		250,000.00		250,000.00	
					0.00
KBQ6J26	**Ozarka Const/Maint/Library**		**0.00**		
BBF		250,000.00		250,000.00	
					0.00
KBQ6J30	**SEAC Const/Maint/Library**		**0.00**		
BBF		250,000.00		250,000.00	
					0.00
KBQ6J33	**Cossatot Const/Maint/Library**		**0.00**		
BBF		3,750,000.00		3,750,000.00	
					0.00
KBQ6J35	**UACCM Const/Maint/Library**		**0.00**		
BBF		250,000.00		250,000.00	
					0.00
KBQ6J37	**Teacher Health Ins Benefits**		**0.00**		
BBF		8,000,000.00		8,000,000.00	
					0.00
KBQ6J46	**OHIT Database Improvement**		**0.00**		
BBF		1,000,000.00		1,000,000.00	
					0.00
KBQ6J68	**BRTC Const/Maint/LibPocahoı**		**0.00**		
BBF		145,000.00		145,000.00	
					0.00
KBQ6J70	**Cossatot M&R/M&O**		**0.00**		
BBF		115,834.00		115,834.00	
					0.00
KBQ6J71	**Cossatot Technology Upgrade**		**0.00**		
BBF		175,000.00		175,000.00	
					0.00
KBQ6J75	**Flying School Museums**		**0.00**		
BBF		25,000.00		25,000.00	
					0.00
KBQ6J91	**Little Rock Zoo FAm Exhibit**		**0.00**		
BBF		204,000.00		204,000.00	
					0.00
KBQ6J92	**Regional Airport Authorities**		**0.00**		
BBF		140,000.00		140,000.00	
					0.00
KBQ6J93	**Hunger Relief Alliance**		**0.00**		
BBF		25,000.00		25,000.00	
					0.00
KBQ6J94	**Hunger Relief Alliance1**		**0.00**		
BBF		1,000,000.00		1,000,000.00	
					0.00

Fund / Type	Fund Description / Type Description	Beginning Balance / Debits	Credits	Ending Balance
KBQ6K16	**Safe Haven**	**0.00**		
BBF		100,000.00	100,000.00	
				0.00
KBQ6K17	**Child Advocacy Centers**	**0.00**		
BBF		25,000.00	25,000.00	
				0.00
KBQ6K18	**Developmentally Disabled**	**0.00**		
BBF		10,000.00	10,000.00	
				0.00
KBQ6K19	**Historically Black Colleges**	**0.00**		
BBF		185,000.00	185,000.00	
				0.00
KBQ6K20	**Broadband Mapping/Planning**	**0.00**		
BBF		1,000,000.00	1,000,000.00	
				0.00
KBQ6K21	**ADH Boys & Girls Clubs**	**0.00**		
BBF		1,000,000.00	1,000,000.00	
				0.00
KBQ6K22	**ADH Health Clinics**	**0.00**		
BBF		60,000.00	60,000.00	
				0.00
KBQ6K23	**Radiation Therapy Institutes**	**0.00**		
BBF		10,000.00	10,000.00	
				0.00
KBQ6L18	**Ozarka Const/Maint/Library1**	**0.00**		
BBF		100,000.00	100,000.00	
				0.00
KBQ6L19	**PTC Adult Ed/Literacy**	**0.00**		
BBF		50,000.00	50,000.00	
				0.00
KBQ6L20	**PTC Student Success Cter**	**0.00**		
BBF		20,000.00	20,000.00	
				0.00
KBQ6L21	**PTC W LR Roof**	**0.00**		
BBF		50,000.00	50,000.00	
				0.00
KBQ6L22	**PTC ADA Compliance**	**0.00**		
BBF		50,000.00	50,000.00	
				0.00
KBQ6L46	**UACCM Const/Maint/Library1**	**0.00**		
BBF		100,000.00	100,000.00	
				0.00
KBQ6T84	**State Realty Pur/M&R (615)**	**0.00**		
BBF		1,852,453.35	1,852,453.35	
				0.00
KBQ6W91	**Health Info Technoogy-GIF**	**-9,184.09**		
BBF		208,142.15	217,326.24	
				-9,184.09
KBQ7H28	**Equip/Software for SNAP**	**0.00**		
BBF		1,652,257.88	1,652,257.88	

Fund / Type	Fund Description / Type Description	Beginning Balance / Debits		Credits	Ending Balance
					0.00
KBQ7J01	Medicaid Grants/Aid1		0.00		
BBF		143,254,476.33		143,254,476.33	
					0.00
KBQ7J40	Drug Abuse Transfer		0.00		
BBF		2,000,000.00		2,000,000.00	
					0.00
KBQ7J45	AEDC Alternative Fuels Rebat		0.00		
BBF		1,050,000.00		1,050,000.00	
					0.00
KBQ7J50	Realty Purchases/Upgrades		0.00		
BBF		255,546.86		255,546.86	
					0.00
KBQ7K24	Community Based Programs		0.00		
BBF		50,000.00		50,000.00	
					0.00
KBQ7K25	Adult Ed/Workforce Training		0.00		
BBF		50,000.00		50,000.00	
					0.00
KBQ7K26	Special Needs Sports		0.00		
BBF		100,000.00		100,000.00	
					0.00
KBQ7K27	Hunger Relief		0.00		
BBF		30,000.00		30,000.00	
					0.00
KBQ7K28	Homeless Shelters1		0.00		
BBF		75,000.00		75,000.00	
					0.00
KBQ7K29	Food Pantry		0.00		
BBF		25,000.00		25,000.00	
					0.00
KBQ7K30	Food Distribution Networks		0.00		
BBF		65,000.00		65,000.00	
					0.00
KBQ7K31	Hunters Feeding the Hungry		0.00		
BBF		12,000.00		12,000.00	
					0.00
KBQ7K32	Domestic Violence		0.00		
BBF		250,000.00		250,000.00	
					0.00
KBQ7K33	Homeless Shelters		0.00		
BBF		10,000.00		10,000.00	
					0.00
KBQ7K34	Maltreatment Registries		0.00		
BBF		25,000.00		25,000.00	
					0.00
KBQ7K35	Senior Citizen Centers		0.00		
BBF		70,000.00		70,000.00	
					0.00
KBQ7K36	Senior Citizen Centers1		0.00		

Fund	Fund Description	Beginning Balance			Ending Balance
Type	Type Description	Debits		Credits	
BBF		175,000.00		175,000.00	
					0.00
KBQ7K37	**Senior Citizen Centers2**		**0.00**		
BBF		50,000.00		50,000.00	
					0.00
KBQ7K38	**Senior Citizen Centers3**		**0.00**		
BBF		30,000.00		30,000.00	
					0.00
KBQ7K39	**Senior Citizen Centers4**		**0.00**		
BBF		25,000.00		25,000.00	
					0.00
KBQ7K40	**Meals on Wheels**		**0.00**		
BBF		20,000.00		20,000.00	
					0.00
KBQ7K41	**Community Based Senior CA**		**0.00**		
BBF		100,000.00		100,000.00	
					0.00
KBQ7K42	**Area Agencies on Aging**		**0.00**		
BBF		100,000.00		100,000.00	
					0.00
KBQ7K43	**Transitional Living Shelters**		**0.00**		
BBF		50,000.00		50,000.00	
					0.00
KBQ7K44	**Drug Abuse Transfer1**		**0.00**		
BBF		161,000.00		161,000.00	
					0.00
KBQ7K45	**Drug Abuse Transfer2**		**0.00**		
BBF		25,000.00		25,000.00	
					0.00
KBQ7K46	**Drug Abuse Transfer3**		**0.00**		
BBF		365,000.00		365,000.00	
					0.00
KBQ7K47	**Drug Abuse Transfer4**		**0.00**		
BBF		100,000.00		100,000.00	
					0.00
KBQ7K48	**Drug Abuse Transfer5**		**0.00**		
BBF		25,000.00		25,000.00	
					0.00
KBQ7K49	**Drug Abuse Transfer6**		**0.00**		
BBF		90,000.00		90,000.00	
					0.00
KBQ7K51	**Alcohol/Substance AbusePre**		**0.00**		
BBF		25,000.00		25,000.00	
					0.00
KBQ7K52	**Treatment Programs**		**0.00**		
BBF		100,000.00		100,000.00	
					0.00
KBQ7K53	**Community Organaizations**		**0.00**		
BBF		100,000.00		100,000.00	
					0.00

Fund / Type	Fund Description / Type Description	Beginning Balance / Debits	Credits	Ending Balance
KBQ7K54	**Nonprofit Association Grant**	**0.00**		
BBF		50,000.00	50,000.00	
				0.00
KBQ7K55	**Homeless Shelters**	**0.00**		
BBF		50,000.00	50,000.00	
				0.00
KBQ7K56	**Human Development Centers**	**0.00**		
BBF		50,070.65	50,070.65	
				0.00
KBQ7K58	**Juvenile Delinquency**	**0.00**		
BBF		50,000.00	50,000.00	
				0.00
KBQ7K59	**Juvenile Delinquency1**	**0.00**		
BBF		25,000.00	25,000.00	
				0.00
KBQ7K60	**Youth Shelters**	**0.00**		
BBF		10,000.00	10,000.00	
				0.00
KBQ7L01	**AEDC NonProfit Association**	**0.00**		
BBF		50,000.00	50,000.00	
				0.00
KBQ7L02	**AEDC A World Trade Cter**	**0.00**		
BBF		245,000.00	245,000.00	
				0.00
KBQ7L03	**AEDC Local Econ DevGrants/I**	**-53,543.25**		
BBF		3,562,323.89	3,615,867.14	
				-53,543.25
KBQ7L04	**AEDC Economic Dev Grants/L**	**0.00**		
BBF		250,000.00	250,000.00	
				0.00
KBQ7L05	**AEDC Senior Centers1**	**0.00**		
BBF		1,000,000.00	1,000,000.00	
				0.00
KBQ7L06	**AEDC Senior Centers**	**0.00**		
BBF		50,000.00	50,000.00	
				0.00
KBQ7L07	**AEDC Planning/DevelopmentG**	**0.00**		
BBF		635,000.00	635,000.00	
				0.00
KBQ7L08	**AEDC Planning/DevelopmentG**	**0.00**		
BBF		200,000.00	200,000.00	
				0.00
KBQ7L09	**AEDC Planning/DevelopmentG**	**0.00**		
BBF		110,000.00	110,000.00	
				0.00
KBQ7L10	**AEDC Planning/DevelopmentG**	**0.00**		
BBF		145,000.00	145,000.00	
				0.00
KBQ7L11	**AEDC Economic Development**	**0.00**		
BBF		25,000.00	25,000.00	

Fund / Type	Fund Description / Type Description	Beginning Balance / Debits		Credits	Ending Balance
					0.00
KBQ7L12	AEDC Health Facilities		0.00		
BBF		140,000.00		140,000.00	
					0.00
KBQ7L13	AEDC Health Facilities1		0.00		
BBF		245,000.00		245,000.00	
					0.00
KBQ7M01	AEDC Innovate A Fund Start U		0.00		
BBF		2,600,000.00		2,600,000.00	
					0.00
KBQ7M03	AEDC TransfQuickActionClosi		0.00		
BBF		20,525,000.00		20,525,000.00	
					0.00
KBQ7M06	AEDC Amendment 82 Debt Se		0.00		
BBF		14,744,117.00		14,744,117.00	
					0.00
KBQ7M45	89th GIF RadiationGrant (0710		0.00		
BBF		10,000.00		10,000.00	
					0.00
KBQ7M84	Safe Haven Program Act 36 '1		0.00		
BBF		100,061.50		100,061.50	
					0.00
KBQ7M85	Community Prog DDS Act 36 '		0.00		
BBF		10,000.00		10,000.00	
					0.00
KBQ8G83	Community Ats Develop/Educ		0.00		
BBF		200,000.00		200,000.00	
					0.00
KBQ8J72	Museum Const/M&O		0.00		
BBF		50,000.00		50,000.00	
					0.00
KBQ8J73	Museum Const/M&O1		0.00		
BBF		75,000.00		75,000.00	
					0.00
KBQ8J74	African American History		0.00		
BBF		25,000.00		25,000.00	
					0.00
KBQ8J76	Civil WA Sesquicentenial Con		0.00		
BBF		80,405.00		80,405.00	
					0.00
KBQ8M48	Flying School Museums 0865)		0.00		
BBF		25,000.00		25,000.00	
					0.00
KBQ9G89	ASP Fleet Vehicle Purchases		0.00		
BBF		4,787,000.00		4,787,000.00	
					0.00
KBQ9H31	Hist Comm Curtis SykesMemC		0.00		
BBF		5,000.00		5,000.00	
					0.00
KBQ9I38	Crime Lab Transfer Switch		0.00		

Fund	Fund Description	Beginning Balance			Ending Balance
Type	Type Description	Debits		Credits	
BBF		195,000.00		195,000.00	
					0.00
KBQ9I39	**Crime Lab LCMS Purchase**		**0.00**		
BBF		520,000.00		520,000.00	
					0.00
KBQ9I40	**Crime Lab Realty Purchase/M&**		**0.00**		
BBF		22,000.00		22,000.00	
					0.00
KBQ9J42	**P&T National US Marshal Mus**		**0.00**		
BBF		1,090,000.00		1,090,000.00	
					0.00
KBQ9J53	**ADEM Emergency Svc Provide**		**0.00**		
BBF		5,000.00		5,000.00	
					0.00
KBQ9J54	**ADEM Emergency Communica**		**0.00**		
BBF		7,500.00		7,500.00	
					0.00
KBQ9J77	**ASP Const/Maint/Equi**		**0.00**		
BBF		175,000.00		175,000.00	
					0.00
KBQ9K61	**Parks Realty Purch/Upgr/Gran**		**0.00**		
BBF		50,000.00		50,000.00	
					0.00
KBQ9K62	**P&T State Parks Video**		**0.00**		
BBF		20,000.00		20,000.00	
					0.00
KBQAJ39	**NWA Economic Development I**		**0.00**		
BBF		2,000,000.00		2,000,000.00	
					0.00
KBQAJ95	**NWA Economic Development I**		**0.00**		
BBF		5,087,500.00		5,087,500.00	
					0.00
KBQAK01	**NWA Economic Development I**		**0.00**		
BBF		120,000.00		120,000.00	
					0.00
KBQAK07	**NWA Economic Development I**		**0.00**		
BBF		1,470,000.00		1,470,000.00	
					0.00
KBQAK08	**NWA Economic Development I**		**0.00**		
BBF		100,000.00		100,000.00	
					0.00
KBQAK09	**NWA Economic Development I**		**0.00**		
BBF		945,000.00		945,000.00	
					0.00
KBQAK10	**NWA Economic Development I**		**0.00**		
BBF		930,000.00		930,000.00	
					0.00
KBQAK11	**NWA Economic Development I**		**0.00**		
BBF		500,000.00		500,000.00	
					0.00

Fund / Type	Fund Description / Type Description	Beginning Balance / Debits	Credits	Ending Balance
KBQAK57	**LeBonheur Children's Hosp**	**0.00**		
BBF		50,000.00	50,000.00	
				0.00
KBQBJ95	**N C A Economic Dev District2**	**0.00**		
BBF		1,875,000.00	1,875,000.00	
				0.00
KBQBK01	**N C A Economic Dev District**	**0.00**		
BBF		500,000.00	500,000.00	
				0.00
KBQBK03	**N C A Economic Dev District1**	**0.00**		
BBF		100,000.00	100,000.00	
				0.00
KBQBK05	**N C A Economic Dev District3**	**0.00**		
BBF		794,000.00	794,000.00	
				0.00
KBQBK57	**Memphis Regional Medical Ct**	**0.00**		
BBF		50,000.00	50,000.00	
				0.00
KBQCJ48	**NEA Economic Development D**	**0.00**		
BBF		900,000.00	900,000.00	
				0.00
KBQCJ95	**NEA Economic Development D**	**0.00**		
BBF		3,525,000.00	3,525,000.00	
				0.00
KBQCK06	**NEA Economic Development D**	**0.00**		
BBF		25,000.00	25,000.00	
				0.00
KBQDJ95	**SEA Economic Development D**	**0.00**		
BBF		1,950,000.00	1,950,000.00	
				0.00
KBQDJ99	**SEA Economic Development D**	**0.00**		
BBF		100,000.00	100,000.00	
				0.00
KBQDK01	**SEA Economic Development D**	**0.00**		
BBF		125,000.00	125,000.00	
				0.00
KBQDK06	**SEA Economic Development D**	**0.00**		
BBF		500,000.00	500,000.00	
				0.00
KBQDK12	**SEA Economic Development D**	**0.00**		
BBF		85,000.00	85,000.00	
				0.00
KBQDK13	**SEA Economic Development D**	**0.00**		
BBF		450,000.00	450,000.00	
				0.00
KBQEJ95	**SWA Economic Development I**	**0.00**		
BBF		1,950,000.00	1,950,000.00	
				0.00
KBQEK12	**SWA Economic Development I**	**0.00**		
BBF		80,000.00	80,000.00	

Fund / Type	Fund Description / Type Description	Beginning Balance / Debits		Credits	Ending Balance
					0.00
KBQEK14	SWA Economic Development I		0.00		
BBF		650,000.00		650,000.00	
					0.00
KBQEX00	89th Session GIF Gov 19-5-10(		0.00		
BBF		114,375,596.01		114,375,596.01	
					0.00
KBQFJ95	W A Economic Dev District2		0.00		
BBF		2,475,000.00		2,475,000.00	
					0.00
KBQFJ98	W A Economic Dev District3		0.00		
BBF		1,000,000.00		1,000,000.00	
					0.00
KBQFK11	W A Economic Dev District1		0.00		
BBF		500,000.00		500,000.00	
					0.00
KBQFK15	W A Economic Dev District		0.00		
BBF		150,000.00		150,000.00	
					0.00
KBQGJ48	W C A Economic Dev Dist3		0.00		
BBF		500,000.00		500,000.00	
					0.00
KBQGJ95	W C A Economic Dev Dist4		0.00		
BBF		2,400,000.00		2,400,000.00	
					0.00
KBQGJ99	W C A Economic Dev Dist1		0.00		
BBF		400,000.00		400,000.00	
					0.00
KBQGK03	W C A Economic Dev Dist2		0.00		
BBF		300,000.00		300,000.00	
					0.00
KBQGK15	Plan & Dev Grant (0620)		0.00		
BBF		150,000.00		150,000.00	
					0.00
KBQHJ39	C A Economic Dev District8		0.00		
BBF		1,000,000.00		1,000,000.00	
					0.00
KBQHJ48	C A Economic Dev District6		0.00		
BBF		500,000.00		500,000.00	
					0.00
KBQHJ95	C A Economic Dev District7		0.00		
BBF		6,312,500.00		6,312,500.00	
					0.00
KBQHJ96	C A Economic Dev District		0.00		
BBF		435,000.00		435,000.00	
					0.00
KBQHJ97	C A Economic Dev District1		0.00		
BBF		300,000.00		300,000.00	
					0.00
KBQHJ98	C A Economic Dev District10		0.00		

Fund	Fund Description	Beginning Balance			Ending Balance
Type	Type Description	Debits		Credits	
BBF		200,000.00		200,000.00	
					0.00
KBQHJ99	C A Economic Dev District2		0.00		
BBF		154,000.00		154,000.00	
					0.00
KBQHK01	C A Economic Dev District3		0.00		
BBF		100,000.00		100,000.00	
					0.00
KBQHK02	C A Economic Dev District4		0.00		
BBF		50,000.00		50,000.00	
					0.00
KBQHK03	C A Economic Dev District5		0.00		
BBF		500,000.00		500,000.00	
					0.00
KBQHK04	C A Economic Dev District9		0.00		
BBF		485,000.00		485,000.00	
					0.00
KBQHOLD	89th Session GIF Mand 19-5-1(		0.00		
BBF		181,485,551.00		181,485,551.00	
					0.00
KBQRDAY	89th LegSession GIF Act 1519		0.00		
BBF		59,592,361.00		59,592,361.00	
					0.00
KBQTI00	89th Sess GIF TechInst19-5-10		0.00		
BBF		972,033.99		972,033.99	
					0.00
KBQUNOB	89th Sess GIF Unoblig 19-5-10		0.00		
BBF		179,547,677.40		179,547,677.40	
					0.00
KBR0000	90th Session GIF Leg (0610)		0.00		
BBF		427,717,815.59		427,717,815.59	
					0.00
KBR0N96	DPA Salary/Matching (0059)		0.00		
BBF		182,036.00		182,036.00	
					0.00
KBR0P11	Hunters Feed Hungry (0080)		0.00		
BBF		12,000.00		12,000.00	
					0.00
KBR0P12	Reg Intermodal Trans (0090)		0.00		
BBF		25,000.00		25,000.00	
					0.00
KBR0Q11	Online Campaign Rep (0063)		0.00		
BBF		40,000.00		40,000.00	
					0.00
KBR1P10	Const/Maint/Equip (0180)		0.00		
BBF		100,000.00		100,000.00	
					0.00
KBR1P13	Const/Maint/Equip (0125)		0.00		
BBF		75,000.00		75,000.00	
					0.00

Fund / Type	Fund Description / Type Description	Beginning Balance / Debits		Credits	Ending Balance
KBR1P14	**Colony Ctr/Cash Home (0125)**		**0.00**		
BBF		75,000.00		75,000.00	
					0.00
KBR1P15	**Paragould Instruct (0125)**		**0.00**		
BBF		5,000.00		5,000.00	
					0.00
KBR1P16	**Hemingway-Pfeiffer (0125)**		**0.00**		
BBF		15,000.00		15,000.00	
					0.00
KBR1P17	**Lakeport Plantation (0125)**		**0.00**		
BBF		10,000.00		10,000.00	
					0.00
KBR1P18	**Heber Springs Bldg (0120)**		**0.00**		
BBF		20,000.00		20,000.00	
					0.00
KBR1P19	**Const/Maint/Equip (0128)**		**0.00**		
BBF		50,000.00		50,000.00	
					0.00
KBR1P20	**Workforce Ed Prog (0129)**		**0.00**		
BBF		25,000.00		25,000.00	
					0.00
KBR1P21	**Workforce Ed Jboro (0129)**		**0.00**		
BBF		30,000.00		30,000.00	
					0.00
KBR1P22	**Workforce Ed Prog (0129)**		**0.00**		
BBF		25,000.00		25,000.00	
					0.00
KBR1P23	**Const/Maint/Equip (0130)**		**0.00**		
BBF		142,500.00		142,500.00	
					0.00
KBR1P99	**Cross Co Tech Center (0170)**		**0.00**		
BBF		50,000.00		50,000.00	
					0.00
KBR1Q01	**Const/Maint/Equip (0100)**		**0.00**		
BBF		62,500.00		62,500.00	
					0.00
KBR1Q02	**Const/Maint/Equip (0185)**		**0.00**		
BBF		50,000.00		50,000.00	
					0.00
KBR1Q03	**Washington Co Ctr (0198)**		**0.00**		
BBF		10,000.00		10,000.00	
					0.00
KBR1Q06	**Const/Maint/Equip (0192)**		**0.00**		
BBF		12,500.00		12,500.00	
					0.00
KBR1Q08	**Auto Body Shop Bldg (0115)**		**0.00**		
BBF		20,000.00		20,000.00	
					0.00
KBR1Q09	**Environmental Trng (0115)**		**0.00**		
BBF		1,000.00		1,000.00	

Fund / Type	Fund Description / Type Description	Beginning Balance / Debits		Credits	Ending Balance
					0.00
KBR1Q10	**Fire Trng Academy (0115)**		**0.00**		
BBF		2,000.00		2,000.00	
					0.00
KBR1Q12	**Const/MajorMaint (0193)**		**0.00**		
BBF		40,000.00		40,000.00	
					0.00
KBR1Q14	**Garvan Woodland Gdns (0135)**		**0.00**		
BBF		100,000.00		100,000.00	
					0.00
KBR1Q15	**School Math/Sci/Art (0135)**		**0.00**		
BBF		25,000.00		25,000.00	
					0.00
KBR1Q16	**Const/PersServ/Oper (0135)**		**0.00**		
BBF		7,000.00		7,000.00	
					0.00
KBR1Q17	**Pryor Center (0135)**		**0.00**		
BBF		10,000.00		10,000.00	
					0.00
KBR1Q18	**Partners Incl Commun (0135)**		**-202.79**		
BBF		49,797.21		50,000.00	
					-202.79
KBR1Q20	**Archeological Survey (0135)**		**0.00**		
BBF		10,000.00		10,000.00	
					0.00
KBR1Q21	**Clinton Sch Pub Serv (0135)**		**0.00**		
BBF		75,000.00		75,000.00	
					0.00
KBR1Q22	**Autism Awareness (0135)**		**-2,672.65**		
BBF		47,327.35		50,000.00	
					-2,672.65
KBR1Q23	**Nanotech Center (0145)**		**0.00**		
BBF		50,000.00		50,000.00	
					0.00
KBR1Q24	**UAM Crossett Campus (0155)**		**0.00**		
BBF		25,000.00		25,000.00	
					0.00
KBR1Q25	**UAM McGehee Campus (0155)**		**0.00**		
BBF		25,000.00		25,000.00	
					0.00
KBR1Q27	**Const/Maint/Equip (0167)**		**0.00**		
BBF		12,500.00		12,500.00	
					0.00
KBR1Q28	**Texarkana Campus (0167)**		**0.00**		
BBF		30,000.00		30,000.00	
					0.00
KBR1Q29	**Regional Prog NE (0150)**		**0.00**		
BBF		10,000.00		10,000.00	
					0.00
KBR1Q30	**Regional Prog South (0150)**		**0.00**		

Fund	Fund Description	Beginning Balance		Ending Balance
Type	Type Description	Debits	Credits	
BBF		10,000.00	10,000.00	
				0.00
KBR1Q31	**NW AR Medical School (0150)**	**0.00**		
BBF		30,000.00	30,000.00	
				0.00
KBR1Q32	**Newborn Umb Cord Bld (0150)**	**0.00**		
BBF		20,000.00	20,000.00	
				0.00
KBR1Q33	**Oper/Const/Tech Imp (0165)**	**0.00**		
BBF		100,000.00	100,000.00	
				0.00
KBR1R81	**EACC Deferred Maint (0170)**	**-150,000.00**		
BBF		0.00	150,000.00	
				-150,000.00
KBR1S33	**Adv ManufacturingCtr (0193)**	**0.00**		
BBF		50,000.00	50,000.00	
				0.00
KBR1S69	**ASU System (0125)**	**0.00**		
BBF		500,000.00	500,000.00	
				0.00
KBR1S74	**Critical Maintenance (0130)**	**0.00**		
BBF		500,000.00	500,000.00	
				0.00
KBR1S81	**Network Infrastruct (0100)**	**0.00**		
BBF		250,000.00	250,000.00	
				0.00
KBR1S89	**SAU Deferred Maint (0105)**	**0.00**		
BBF		500,000.00	500,000.00	
				0.00
KBR1S95	**UALR TechInfrastruct (0145)**	**-0.02**		
BBF		999,999.98	1,000,000.00	
				-0.02
KBR1T03	**Clinton School Upgr (0135)**	**0.00**		
BBF		20,000.00	20,000.00	
				0.00
KBR1T07	**ASMSA Complex (0135)**	**0.00**		
BBF		500,000.00	500,000.00	
				0.00
KBR1T21	**UA System Inst/Entit (0135)**	**-557,664.32**		
BBF		625,335.68	1,183,000.00	
				-557,664.32
KBR1T32	**UAM Equip/Libr Hold (0155)**	**0.00**		
BBF		250,000.00	250,000.00	
				0.00
KBR1T39	**Math-Science Bldg (0195)**	**0.00**		
BBF		500,000.00	500,000.00	
				0.00
KBR1T42	**Lewis Science Center (0165)**	**0.00**		
BBF		500,000.00	500,000.00	
				0.00

Fund / Type	Fund Description / Type Description	Beginning Balance / Debits	Credits	Ending Balance
KBR1T49	**1890 Research/Ext #2 (0160)**	**-700,000.00**		
BBF		0.00	700,000.00	
				-700,000.00
KBR3N95	**Trial Pub Defender (0324)**	**0.00**		
BBF		102,964.00	102,964.00	
				0.00
KBR3Q34	**Equip/Const/Maint (0338)**	**0.00**		
BBF		5,000.00	5,000.00	
				0.00
KBR3Q69	**Juvenile Resentence (0324)**	**0.00**		
BBF		500,000.00	500,000.00	
				0.00
KBR4N97	**Ester Unit Expenses (0480)**	**-1,052.63**		
BBF		7,003,313.82	7,004,366.45	
				-1,052.63
KBR4N98	**Female Work Release (0480)**	**-867,669.01**		
BBF		54,809.94	922,478.95	
				-867,669.01
KBR4P01	**Camp Couchdale Grant (0400)**	**0.00**		
BBF		42,500.00	42,500.00	
				0.00
KBR4P02	**Aviation Training (0402)**	**0.00**		
BBF		20,000.00	20,000.00	
				0.00
KBR4P09	**Water/Waste Water (0455)**	**0.00**		
BBF		25,000.00	25,000.00	
				0.00
KBR4Q35	**Lease Payments (0480)**	**0.00**		
BBF		11,117,700.63	11,117,700.63	
				0.00
KBR4Q41	**Out-of-State Leasing (0480)**	**0.00**		
BBF		2,851,200.00	2,851,200.00	
				0.00
KBR4Q42	**Ouachita River Unit (0480)**	**0.00**		
BBF		580,244.08	580,244.08	
				0.00
KBR4Q43	**Tucker Unit Op Exp (0480)**	**-75,298.87**		
BBF		465,042.50	540,341.37	
				-75,298.87
KBR4Q44	**Transit Reentry Cntr (0485)**	**0.00**		
BBF		5,588,150.00	5,588,150.00	
				0.00
KBR4Q45	**Prob/Parole/SubAbuse (0485)**	**0.00**		
BBF		7,411,850.00	7,411,850.00	
				0.00
KBR4Q46	**Account Ct Fund Trsf (0485)**	**0.00**		
BBF		2,800,000.00	2,800,000.00	
				0.00
KBR4Q48	**Air Tankers/RealProp (0400)**	**-22,209.88**		
BBF		407,790.12	430,000.00	

Fund / Type	Fund Description / Type Description	Beginning Balance / Debits	Credits	Ending Balance
				-22,209.88
KBR4Q50	**Co/District Fairs (0400)**	**0.00**		
BBF		847,200.00	847,200.00	
				0.00
KBR4Q67	**Ouachita Riv Wtrway (0455)**	**0.00**		
BBF		5,000.00	5,000.00	
				0.00
KBR4Q95	**Existing Fac Maint (0480)**	**-1,973,094.90**		
BBF		5,520,736.90	7,493,831.80	
				-1,973,094.90
KBR5P31	**Teach for America (0500)**	**0.00**		
BBF		5,000.00	5,000.00	
				0.00
KBR5P32	**Breakfast Nutrition (0500)**	**0.00**		
BBF		40,000.00	40,000.00	
				0.00
KBR5P33	**Gifted/Talent Summer (0500)**	**0.00**		
BBF		10,000.00	10,000.00	
				0.00
KBR5P34	**Arts-Enrich Curr (0500)**	**0.00**		
BBF		25,000.00	25,000.00	
				0.00
KBR5Q04	**Const/Maint/Equip (0552)**	**0.00**		
BBF		30,348.83	30,348.83	
				0.00
KBR5Q37	**EF Partnership Trsf (0500)**	**0.00**		
BBF		40,000,000.00	40,000,000.00	
				0.00
KBR5Q39	**Computer Sci Init (0500)**	**-799,481.72**		
BBF		4,487,364.38	5,286,846.10	
				-799,481.72
KBR5Q40	**AR Better Chance (0500)**	**0.00**		
BBF		3,000,000.00	3,000,000.00	
				0.00
KBR5Q75	**Capital Balance Trsf (0534)**	**0.00**		
BBF		83,219.67	83,219.67	
				0.00
KBR5R05	**Teach for America Gr (0500)**	**0.00**		
BBF		2,000,000.00	2,000,000.00	
				0.00
KBR5R07	**Blind Sch Prop/Fac (0510)**	**-0.12**		
BBF		1,620,600.27	1,620,600.39	
				-0.12
KBR5R08	**Deaf School Prop/Fac (0513)**	**0.00**		
BBF		1,500,000.00	1,500,000.00	
				0.00
KBR5R27	**Industrial Tech Cntr (0552)**	**-36,306.59**		
BBF		120,976.41	157,283.00	
				-36,306.59
KBR5R29	**Capital Balance Trsf (0552)**	**-3,772.96**		

Fund	Fund Description	Beginning Balance			Ending Balance
Type	Type Description	Debits		Credits	
BBF		170,172.73		173,945.69	
					-3,772.96
KBR5R31	**Capital Balance Trsf (0582)**		**0.00**		
BBF		314,359.08		314,359.08	
					0.00
KBR6P24	**Const/Maint/Law Enf (0675)**		**0.00**		
BBF		20,000.00		20,000.00	
					0.00
KBR6P25	**Const/Maint/Equip (0677)**		**0.00**		
BBF		12,500.00		12,500.00	
					0.00
KBR6P26	**DeQueen/Ashdown (0677)**		**0.00**		
BBF		30,000.00		30,000.00	
					0.00
KBR6P35	**Real Prop/Facilities (0516)**		**0.00**		
BBF		25,000.00		25,000.00	
					0.00
KBR6P40	**Little Rock Zoo Imp (0620)**		**0.00**		
BBF		60,000.00		60,000.00	
					0.00
KBR6P41	**Hunger Rel Alliance (0620)**		**0.00**		
BBF		15,000.00		15,000.00	
					0.00
KBR6P73	**Comm Org Hunger Rel (0645)**		**0.00**		
BBF		2,000.00		2,000.00	
					0.00
KBR6Q05	**Const/Maint/Equip (0687)**		**0.00**		
BBF		20,000.00		20,000.00	
					0.00
KBR7P03	**Capital Imp Grants (0790)**		**0.00**		
BBF		40,000.00		40,000.00	
					0.00
KBR7P04	**AR World Trade Ctr (0790)**		**0.00**		
BBF		40,000.00		40,000.00	
					0.00
KBR7P05	**Statewide Nonprofit (0790)**		**0.00**		
BBF		25,000.00		25,000.00	
					0.00
KBR7P06	**Capital Imp Projects (0790)**		**0.00**		
BBF		50,000.00		50,000.00	
					0.00
KBR7P07	**General Imp Projects (0790)**		**0.00**		
BBF		20,000.00		20,000.00	
					0.00
KBR7P08	**Sr Citizen Centers (0790)**		**0.00**		
BBF		1,000,000.00		1,000,000.00	
					0.00
KBR7P74	**Hist Black Coll/Univ (0700)**		**0.00**		
BBF		30,000.00		30,000.00	
					0.00

Fund / Type	Fund Description / Type Description	Beginning Balance / Debits	Credits	Ending Balance
KBR7P75	**Hist Black Coll/Univ (0700)**	**0.00**		
BBF		10,000.00	10,000.00	
				0.00
KBR7P77	**Hunger Rel Alliance (0710)**	**0.00**		
BBF		1,000,000.00	1,000,000.00	
				0.00
KBR7P78	**After School Program (0710)**	**0.00**		
BBF		50,000.00	50,000.00	
				0.00
KBR7P80	**Sr Citizen Centers (0710)**	**0.00**		
BBF		20,000.00	20,000.00	
				0.00
KBR7P81	**Sr Citizen Centers (0710)**	**0.00**		
BBF		20,000.00	20,000.00	
				0.00
KBR7P82	**Meals on Wheels (0710)**	**0.00**		
BBF		10,000.00	10,000.00	
				0.00
KBR7P83	**Area Agency on Aging (0710)**	**0.00**		
BBF		20,000.00	20,000.00	
				0.00
KBR7P85	**Conway Human Dev Ctr (0710)**	**0.00**		
BBF		29,234.11	29,234.11	
				0.00
KBR7P86	**Human Dev Centers (0710)**	**0.00**		
BBF		50,000.00	50,000.00	
				0.00
KBR7Q36	**Medicaid Prog Grants (0710)**	**0.00**		
BBF		90,000,000.00	90,000,000.00	
				0.00
KBR7Q38	**Quick Act Close Trsf (0790)**	**0.00**		
BBF		49,479,126.00	49,479,126.00	
				0.00
KBR7Q56	**Innovate AR Fnd Trsf (0790)**	**0.00**		
BBF		5,250,000.00	5,250,000.00	
				0.00
KBR7Q57	**State Strategic Plan (0790)**	**-130,100.00**		
BBF		269,900.00	400,000.00	
				-130,100.00
KBR7Q59	**Public Works/JobTrng (0790)**	**0.00**		
BBF		9,053,603.39	9,053,603.39	
				0.00
KBR7Q60	**Amendment 82 Bd Pmt (0790)**	**0.00**		
BBF		5,874.00	5,874.00	
				0.00
KBR7R18	**Real Prop/Facilities (0700)**	**0.00**		
BBF		550,000.00	550,000.00	
				0.00
KBR7T95	**Comm Proj Grants (790)**	**0.00**		
BBF		1,000,000.00	1,000,000.00	

Fund / Type	Fund Description / Type Description	Beginning Balance / Debits		Credits	Ending Balance
					0.00
KBR7T96	Comm Proj Grants #1 (790)		0.00		
BBF		85,000.00		85,000.00	
					0.00
KBR7T98	Comm Proj Grants #3 (790)		0.00		
BBF		62,500.00		62,500.00	
					0.00
KBR7T99	Comm Proj Grants #4 (790)		0.00		
BBF		50,000.00		50,000.00	
					0.00
KBR7U01	Comm Proj Grants #5 (790)		0.00		
BBF		135,819.25		135,819.25	
					0.00
KBR7U02	Comm Proj Grants #6 (790)		0.00		
BBF		90,000.00		90,000.00	
					0.00
KBR7U03	Comm Proj Grants #7 (790)		0.00		
BBF		85,000.00		85,000.00	
					0.00
KBR7U05	Comm Proj Grants #9 (790)		0.00		
BBF		30,000.00		30,000.00	
					0.00
KBR7U06	Comm Proj Emerg Mgmt (790)		0.00		
BBF		25,000.00		25,000.00	
					0.00
KBR7U07	County/Muni Grants (790)		0.00		
BBF		277,324.00		277,324.00	
					0.00
KBR8P27	LA Purchase Statue (0865)		0.00		
BBF		75,000.00		75,000.00	
					0.00
KBR8P28	STEM Museums Grants (0865)		0.00		
BBF		25,000.00		25,000.00	
					0.00
KBR8P29	African American AR (0865)		0.00		
BBF		10,000.00		10,000.00	
					0.00
KBR8P30	Elkin's Ferry Btlfld (0877)		0.00		
BBF		30,000.00		30,000.00	
					0.00
KBR8Q77	Master Plan Dev (0865)		0.00		
BBF		170,875.00		170,875.00	
					0.00
KBR8Q79	Commun Arts Dev/Educ (0870)		0.00		
BBF		25,000.00		25,000.00	
					0.00
KBR8U73	Commun Arts Dev/Educ (0865)		0.00		
BBF		57,500.00		57,500.00	
					0.00
KBR9Q13	Admin Military Just (0975)		0.00		

Fund	Fund Description	Beginning Balance			Ending Balance
Type	Type Description	Debits		Credits	
BBF		25,005.78		25,005.78	
					0.00
KBR9Q53	**CLEST Real Prop/Fac (0950)**		**-30,833.67**		
BBF		971,311.86		1,002,145.53	
					-30,833.67
KBR9Q81	**Fleet Vehicle Purch (0960)**		**0.00**		
BBF		2,000,000.00		2,000,000.00	
					0.00
KBR9Q88	**Radio Repeater Infra (0960)**		**0.00**		
BBF		12,539,471.75		12,539,471.75	
					0.00
KBR9R43	**Real Prop/Facilities (0955)**		**0.00**		
BBF		151,524.50		151,524.50	
					0.00
KBR9V78	**Equip/Const/Maint (0900)**		**0.00**		
BBF		5,000.00		5,000.00	
					0.00
KBRAEDC	**90th Sess Econ Dev (0610)**		**0.00**		
BBF		30,000,000.00		30,000,000.00	
					0.00
KBRAP37	**NW AR Econ Dev #2 (0620)**		**0.00**		
BBF		1,375,000.00		1,375,000.00	
					0.00
KBRAP55	**NW AR Econ Dev #18 (0620)**		**0.00**		
BBF		40,000.00		40,000.00	
					0.00
KBRAP56	**NW AR Econ Dev #19 (0620)**		**0.00**		
BBF		185,000.00		185,000.00	
					0.00
KBRAP57	**NW AR Econ Dev #20 (0620)**		**0.00**		
BBF		50,000.00		50,000.00	
					0.00
KBRAP58	**NW AR Econ Dev #21 (0620)**		**0.00**		
BBF		225,000.00		225,000.00	
					0.00
KBRAP59	**NW AR Econ Dev #22 (0620)**		**0.00**		
BBF		225,000.00		225,000.00	
					0.00
KBRAP60	**NW AR Econ Dev #23 (0620)**		**0.00**		
BBF		80,000.00		80,000.00	
					0.00
KBRAP61	**NW AR Econ Dev #24 (0620)**		**0.00**		
BBF		47,500.00		47,500.00	
					0.00
KBRAP62	**NW AR Econ Dev #25 (0620)**		**0.00**		
BBF		85,000.00		85,000.00	
					0.00
KBRAP76	**Work Colleges (0620)**		**0.00**		
BBF		33,000.00		33,000.00	
					0.00

Fund / Type	Fund Description / Type Description	Beginning Balance / Debits	Credits	Ending Balance
KBRAP79	**Sr Citizen Centers (0710)**	**0.00**		
BBF		10,000.00	10,000.00	
				0.00
KBRAP84	**Trans Living Shelter (0710)**	**0.00**		
BBF		10,000.00	10,000.00	
				0.00
KBRAQ19	**4H Youth Development (0135)**	**0.00**		
BBF		10,000.00	10,000.00	
				0.00
KBRAT94	**CommunityInvolvement (790)**	**-5,625.00**		
BBF		19,375.00	25,000.00	
				-5,625.00
KBRBP37	**N Cent AR Econ Dev#2 (0620)**	**0.00**		
BBF		537,500.00	537,500.00	
				0.00
KBRBP46	**N Cent AR Econ Dev#9 (0620)**	**0.00**		
BBF		71,250.00	71,250.00	
				0.00
KBRBP48	**N Cent AR EconDev#11 (0620)**	**0.00**		
BBF		150,000.00	150,000.00	
				0.00
KBRBP49	**N Cent AR EconDev#12 (0620)**	**0.00**		
BBF		285,000.00	285,000.00	
				0.00
KBRBP50	**N Cent AR EconDev#13 (0620)**	**0.00**		
BBF		206,000.00	206,000.00	
				0.00
KBRBP72	**Comm Org Hunger Rel (0645)**	**0.00**		
BBF		20,000.00	20,000.00	
				0.00
KBRBP79	**Comm Sr Services (0710)**	**0.00**		
BBF		10,000.00	10,000.00	
				0.00
KBRBT94	**Lib/Fire/Co/MunGrant (790)**	**0.00**		
BBF		25,000.00	25,000.00	
				0.00
KBRBT97	**Comm Proj Grants #2 (790)**	**0.00**		
BBF		85,000.00	85,000.00	
				0.00
KBRBU04	**Comm Proj Grants #8 (790)**	**-180.00**		
BBF		92,320.00	92,500.00	
				-180.00
KBRCP37	**NE AR Econ Dev #2 (0620)**	**0.00**		
BBF		950,000.00	950,000.00	
				0.00
KBRCP51	**NE AR Econ Dev #14 (0620)**	**0.00**		
BBF		55,000.00	55,000.00	
				0.00
KBRCP52	**NE AR Econ Dev #15 (0620)**	**0.00**		
BBF		75,000.00	75,000.00	

Fund / Type	Fund Description / Type Description	Beginning Balance / Debits	Credits	Ending Balance
				0.00
KBRCP53	**NE AR Econ Dev #16 (0620)**	**0.00**		
BBF		147,500.00	147,500.00	
				0.00
KBRCP54	**NE AR Econ Dev #17 (0620)**	**0.00**		
BBF		297,500.00	297,500.00	
				0.00
KBRCP79	**Hospice Providers (0710)**	**0.00**		
BBF		15,000.00	15,000.00	
				0.00
KBRCQ07	**Fire Trng Academy (0115)**	**0.00**		
BBF		2,000.00	2,000.00	
				0.00
KBRCQ26	**1890 Research/Ext #1 (0160)**	**-144,000.00**		
BBF		432,000.00	576,000.00	
				-144,000.00
KBRDP37	**SE AR Econ Dev #2 (0620)**	**0.00**		
BBF		500,000.00	500,000.00	
				0.00
KBRDP48	**SE AR Econ Dev #11 (0620)**	**0.00**		
BBF		35,000.00	35,000.00	
				0.00
KBRDP63	**SE AR Econ Dev #26 (0620)**	**0.00**		
BBF		20,000.00	20,000.00	
				0.00
KBRDP64	**SE AR Econ Dev #27 (0620)**	**0.00**		
BBF		56,000.00	56,000.00	
				0.00
KBRDP65	**SE AR Econ Dev #28 (0620)**	**0.00**		
BBF		188,000.00	188,000.00	
				0.00
KBRDP66	**SE AR Econ Dev #29 (0620)**	**0.00**		
BBF		235,000.00	235,000.00	
				0.00
KBRDP67	**SE AR Econ Dev #30 (0620)**	**0.00**		
BBF		50,000.00	50,000.00	
				0.00
KBRDP79	**Area Agency on Aging (0710)**	**0.00**		
BBF		20,000.00	20,000.00	
				0.00
KBREP36	**SW AR Econ Dev #1 (0620)**	**0.00**		
BBF		25,000.00	25,000.00	
				0.00
KBREP37	**SW AR Econ Dev #2 (0620)**	**0.00**		
BBF		612,500.00	612,500.00	
				0.00
KBREP63	**SW AR Econ Dev #26 (0620)**	**0.00**		
BBF		70,000.00	70,000.00	
				0.00
KBREP64	**SW AR Econ Dev #27 (0620)**	**0.00**		

Fund	Fund Description	Beginning Balance		Ending Balance
Type	Type Description	Debits	Credits	
BBF		41,000.00	41,000.00	
				0.00
KBREP68	SW AR Econ Dev #31 (0620)	0.00		
BBF		65,000.00	65,000.00	
				0.00
KBREP69	SW AR Econ Dev #32 (0620)	0.00		
BBF		225,000.00	225,000.00	
				0.00
KBREX00	90th Session GIF Gov (0610)	0.00		
BBF		20,008,480.01	20,008,480.01	
				0.00
KBRFP37	Western AR EconDev#2 (0620)	0.00		
BBF		737,500.00	737,500.00	
				0.00
KBRFP39	Western AR EconDev#4 (0620)	0.00		
BBF		142,500.00	142,500.00	
				0.00
KBRFP62	Western AREconDev#25 (0620	0.00		
BBF		200,000.00	200,000.00	
				0.00
KBRFP68	Western AREconDev#31 (0620	0.00		
BBF		20,000.00	20,000.00	
				0.00
KBRFP70	Western AREconDev#33 (0620	0.00		
BBF		285,000.00	285,000.00	
				0.00
KBRFP71	Western AREconDev#34 (0620	0.00		
BBF		285,000.00	285,000.00	
				0.00
KBRGP37	W Cent AR Econ Dev#2 (0620)	0.00		
BBF		737,500.00	737,500.00	
				0.00
KBRGP38	W Cent AR Econ Dev#3 (0620)	0.00		
BBF		92,500.00	92,500.00	
				0.00
KBRGP39	W Cent AR Econ Dev#4 (0620)	0.00		
BBF		142,500.00	142,500.00	
				0.00
KBRGP46	W Cent AR Econ Dev#9 (0620)	0.00		
BBF		71,250.00	71,250.00	
				0.00
KBRGP61	W Cent AR EconDev#24 (0620)	0.00		
BBF		95,000.00	95,000.00	
				0.00
KBRGP63	W Cent AR EconDev#26 (0620)	0.00		
BBF		25,000.00	25,000.00	
				0.00
KBRGP67	W Cent AR EconDev#30 (0620)	0.00		
BBF		235,000.00	235,000.00	
				0.00

Fund / Type	Fund Description / Type Description	Beginning Balance / Debits	Credits	Ending Balance
KBRGP68	**W Cent AR EconDev#31 (0620)**	**0.00**		
BBF		20,000.00	20,000.00	
				0.00
KBRHOLD	**90th Session Mand (0610)**	**0.00**		
BBF		203,398,010.00	203,398,010.00	
				0.00
KBRHP36	**Central AR EconDev#1 (0620)**	**0.00**		
BBF		200,000.00	200,000.00	
				0.00
KBRHP37	**Central AR EconDev#2 (0620)**	**0.00**		
BBF		1,550,000.00	1,550,000.00	
				0.00
KBRHP42	**Central AR EconDev#5 (0620)**	**0.00**		
BBF		70,000.00	70,000.00	
				0.00
KBRHP43	**Central AR EconDev#6 (0620)**	**0.00**		
BBF		285,000.00	285,000.00	
				0.00
KBRHP44	**Central AR EconDev#7 (0620)**	**0.00**		
BBF		275,000.00	275,000.00	
				0.00
KBRHP45	**Central AR EconDev#8 (0620)**	**0.00**		
BBF		205,000.00	205,000.00	
				0.00
KBRHP46	**Central AR EconDev#9 (0620)**	**0.00**		
BBF		142,500.00	142,500.00	
				0.00
KBRHP47	**Central AREconDev#10 (0620)**	**0.00**		
BBF		260,000.00	260,000.00	
				0.00
KBRRDAY	**90th GIF Exec S-A (0610)**	**0.00**		
BBF		162,507,634.81	162,507,634.81	
				0.00
KBRTI00	**90th Session Tech (0610)**	**0.00**		
BBF		941,854.51	941,854.51	
				0.00
KBRUNOB	**90th Session Unob (0610)**	**0.00**		
BBF		70,428,085.50	70,428,085.50	
				0.00
KBS0000	**91st Session GIF (0610)**	**0.00**		
BBF		2,091,015.68	2,091,015.68	
				0.00
KBS3W30	**Juv Resentencing Exp (0324)**	**-281,209.02**		
BBF		141,686.98	422,896.00	
				-281,209.02
KBS5W03	**Educ Fac Transfer (0500)**	**0.00**		
BBF		60,000,000.00	60,000,000.00	
				0.00
KBS5W24	**Capital Balances (0582)**	**-2,121.08**		
BBF		266,769.57	268,890.65	

Fund / Type	Fund Description / Type Description	Beginning Balance / Debits	Credits	Ending Balance
				-2,121.08
KBS7W02	Medicaid Prog Grant (0710)	0.00		
BBF		56,000,000.00	56,000,000.00	
				0.00
KBSAW01	Lease Payments (0480)	0.00		
BBF		10,089,504.26	10,089,504.26	
				0.00
KBSAW04	Quick Act Close Trsf (0790)	0.00		
BBF		30,000,000.00	30,000,000.00	
				0.00
KBSAW14	NW AR Forensic Lab (0955)	0.00		
BBF		2,762,968.00	2,762,968.00	
				0.00
KBSAW36	Const/Renov/Maint (0125)	0.00		
BBF		500,000.00	500,000.00	
				0.00
KBSAW41	UA System Inst/Entit (0135)	0.00		
BBF		750,000.00	750,000.00	
				0.00
KBSAW66	Camden Site Dorm (0115)	-131.42		
BBF		1,049,868.58	1,050,000.00	
				-131.42
KBSBW18	McPherson Visit Ctr (0480)	-693.35		
BBF		316,798.47	317,491.82	
				-693.35
KBSCW18	McPherson Admin Bldg (0480)	-714.99		
BBF		395,417.84	396,132.83	
				-714.99
KBSCW28	Capital Balances (0552)	-8,132.35		
BBF		341,517.63	349,649.98	
				-8,132.35
KBSCW33	Const/Renov/Maint (0700)	0.00		
BBF		12,009,459.00	12,009,459.00	
				0.00
KBSCX13	CRTI-GR Fund Bal to GIF - 91s	-120,613.93		
BBF		416,623.03	537,236.96	
				-120,613.93
KBSDW31	Public Works/JobTrng (0790)	-6,364.97		
BBF		13,366,763.03	13,373,128.00	
				-6,364.97
KBSEW31	Economic Stimulus (0790)	-0.55		
BBF		2,059,999.45	2,060,000.00	
				-0.55
KBSFW05	Acceleration Trsf (0790)	0.00		
BBF		2,000,000.00	2,000,000.00	
				0.00
KBSFW18	Varner/Tucker Const (0480)	-5,019.81		
BBF		134,420.88	139,440.69	
				-5,019.81
KBSHW18	Tucker Unit Water (0480)	-977,436.64		

Fund / Type	Fund Description / Type Description	Beginning Balance / Debits	Credits	Ending Balance
BBF		116,411.36	1,093,848.00	
				-977,436.64
KBSHW20	**AWIN Maint/Op/Equip (0960)**	**0.00**		
BBF		1,500,000.00	1,500,000.00	
				0.00
KBSTI00	**91st Session GIF Tech Inst**	**0.00**		
BBF		1,143,845.55	1,143,845.55	
				0.00
KCA0000	**Develop and Enhance**	**0.00**		
BBF		1,279,602.41	1,279,602.41	
				0.00
KCA4Y45	**Red River Navigation**	**-768,478.00**		
BBF		0.00	768,478.00	
				-768,478.00
KCA5Y31	**Cap Proj/Fac Imp**	**0.00**		
BBF		649,283.69	649,283.69	
				0.00
KCA7Y04	**Real Prop/Facilities**	**0.00**		
BBF		5,149,377.00	5,149,377.00	
				0.00
KCA7Y43	**Black College Grants**	**0.00**		
BBF		1,775,000.00	1,775,000.00	
				0.00
KCA7Y44	**Spay/Neuter Grants**	**-19,500.00**		
BBF		40,500.00	60,000.00	
				-19,500.00
KCA8Y40	**Grants and/or Loans**	**0.00**		
BBF		7,650,000.00	7,650,000.00	
				0.00
KCAAY05	**Const/Renov/Maint**	**0.00**		
BBF		83,250.00	83,250.00	
				0.00
KCAAY10	**Const/Renov/Maint**	**0.00**		
BBF		4,682,069.00	4,682,069.00	
				0.00
KCAAY38	**Debt Serv Lease Pmts**	**-572.64**		
BBF		7,860,567.65	7,861,140.29	
				-572.64
KCAAY47	**Grants and/or Loans**	**0.00**		
BBF		2,329,820.00	2,329,820.00	
				0.00
KCAAY69	**Camden Dorm Constr**	**0.00**		
BBF		761,750.00	761,750.00	
				0.00
KCABY08	**Tech Infrastruct Upg**	**0.00**		
BBF		95,000.00	95,000.00	
				0.00
KCABY30	**Cap Proj/Fac Imp**	**-374,978.62**		
BBF		200,921.53	573,500.15	
				-372,578.62

Fund / Type	Fund Description / Type Description	Beginning Balance / Debits	Credits	Ending Balance
KCABY35	**Real Prop/Facilities**	**0.00**		
BBF		210,000.00	210,000.00	
				0.00
KCACY47	**Econ Stimul Activity**	**-75,020.00**		
BBF		9,199,980.00	9,275,000.00	
				-75,020.00
KCAEY47	**Public Safety Grants**	**0.00**		
BBF		100,000.00	100,000.00	
				0.00
KCAFY46	**Co/Distr Fair Grants**	**0.00**		
BBF		1,046,000.00	1,046,000.00	
				0.00
KCAFY57	**Cossatot Def Maint**	**0.00**		
BBF		200,000.00	200,000.00	
				0.00
KCAGY08	**SAU Deferred Maint**	**0.00**		
BBF		500,000.00	500,000.00	
				0.00
KCAGY47	**Grt Match Fund/Loans**	**-300,000.00**		
BBF		1,250,000.00	1,550,000.00	
				-300,000.00
KCAHY47	**AEDC Grants/Loans**	**-375,000.00**		
BBF		2,600,000.00	2,975,000.00	
				-375,000.00
KCAJY47	**QAC Transfer**	**0.00**		
BBF		30,000,000.00	30,000,000.00	
				0.00
KCATI00	**D&E Tech Inst**	**0.00**		
BBF		1,007,742.08	1,007,742.08	
				0.00
KCB0000	**Dev & Enhance 93rd**	**0.00**		
BBF		665,481.37	665,481.37	
				0.00
KCB4AE4	**Real Property & Fac**	**0.00**		
BBF		2,250,000.00	2,250,000.00	
				0.00
KCBAAA2	**Constr, Renov, Maint**	**-705,997.75**		
BBF		3,564,426.03	4,235,666.00	
				-671,239.97
KCBAAA7	**UA System Contr**	**0.00**		
BBF		10,582,000.00	10,582,000.00	
				0.00
KCBAAE9	**Lease Payments**	**0.00**		
BBF		14,105,000.00	14,105,000.00	
				0.00
KCBAAG6	**HBCU Grants**	**0.00**		
BBF		4,000,000.00	4,000,000.00	
				0.00
KCBAAG8	**Grants and/or Loans**	**0.00**		
BBF		1,090,366.00	1,090,366.00	

Fund / Type	Fund Description / Type Description	Beginning Balance / Debits	Credits	Ending Balance
				0.00
KCBBAG7	**Grants and/or Loans**	**-0.06**		
BBF		7,227,999.94	7,228,000.00	
				-0.06
KCBDAG7	**Econ Stimulus**	**-2,795,994.00**		
BBF		3,004,006.00	5,800,000.00	
				-2,795,994.00
KCBEAG1	**Capital Bal RTE Xfer**	**-392,296.45**		
BBF		0.00	392,296.45	
				-392,296.45
KCBIAG7	**Grants and/or Loans**	**-330,000.00**		
BBF		673,080.00	1,003,080.00	
				-330,000.00
KCBTI00	**Dev&Enhance Tech Inst 93rd (**	**-3,958.74**		
BBF		646,797.43	650,756.17	
				-3,958.74
KMS0100	**UAMS-Loan and Principal**	**0.00**		
BBF		9,636,519.32	9,636,519.32	
				0.00
KMS0200	**UAMS-Interest**	**0.00**		
BBF		765,327.09	765,327.09	
				0.00
MAA0000	**Area Agencies on Aging**	**-11,286.80**		
BBF		92,725.94	104,012.74	
				-11,286.80
MAB0000	**State Athletic Commission**	**0.00**		
BBF		1,455.35	1,455.35	
				0.00
MAB0100	**State Athletic Comm-Operatio**	**-43,055.08**		
BBF		1,013,536.82	1,060,695.55	
				-47,158.73
MAB0200	**Athletic Commission**	**0.00**		
BBF		794,377.87	794,377.87	
				0.00
MAB0OLD	**Mab-Old**	**0.00**		
BBF		7,691.25	7,691.25	
				0.00
MAC0100	**Wtr Sewer Solid Mgmt-(455)**	**-14,459,019.15**		
BBF		41,473,681.97	55,938,971.45	
				-14,465,289.48
MAC0200	**Wtr Sewer Solid App Fees**	**0.00**		
BBF		5,656.69	5,656.69	
				0.00
MAC0OLD	**Mac-Old**	**0.00**		
BBF		22,600.00	22,600.00	
				0.00
MAE0000	**ADEQ Abandoned Mine Reclai**	**-5,019.64**		
BBF		26,504,246.37	26,509,266.01	
				-5,019.64
MAE0100	**ADEQ Abandoned Mine Reclai**	**0.00**		

Fund	Fund Description	Beginning Balance		Ending Balance
Type	Type Description	Debits	Credits	
BBF		1,386.25	1,386.25	
				0.00
MAE8000	**ADEQ Abandoned Mine Reclai**	**0.00**		
BBF		4,050.20	4,050.20	
				0.00
MAE8200	**ADEQ Abandoned Mine Reclai**	**0.00**		
BBF		14,220.00	14,220.00	
				0.00
MAF0000	**Surface Coal Mine**	**-146,171.07**		
BBF		33,353.52	179,524.59	
				-146,171.07
MAF0100	**Surface Coal Mine Oprs**	**0.00**		
BBF		15,795.26	15,795.26	
				0.00
MAR0100	**Cash Balance**	**0.00**		
BBF		250,000.00	250,000.00	
				0.00
MAS0100	**Aerospace & Industry Dev-Opı**	**0.00**		
BBF		6,036,731.64	6,036,731.64	
				0.00
MAT0000	**AR Transitional Employment E**	**0.00**		
BBF		851.34	851.34	
				0.00
MAT0100	**AR Transitional Employ Bd-Op**	**0.00**		
BBF		3,013,872.75	3,013,872.75	
				0.00
MAT0OLD	**Mat-Old**	**0.00**		
BBF		9,399.83	9,399.83	
				0.00
MBB0000	**Bail Bondsman Board**	**0.00**		
BBF		1,488.65	1,488.65	
				0.00
MBB0100	**Bail Bondsman Board**	**-144,935.67**		
BBF		9,684,014.45	9,718,730.28	
				-34,715.83
MBB0200	**Bail Bondsman-Holding (0211)**	**-348,090.00**		
BBF		3,808,428.58	4,156,518.58	
				-348,090.00
MBB0OLD	**Mbb-Old**	**0.00**		
BBF		5,575.87	5,575.87	
				0.00
MBC0000	**ADH Breast Cancer**	**-6,682,009.44**		
BBF		57,982,248.89	64,876,723.76	
				-6,894,474.87
MBC0100	**ADH Breast Cancer Control**	**0.00**		
BBF		34,620,818.93	34,620,818.93	
				0.00
MBC0200	**ADH Cervical Cancer**	**0.00**		
BBF		594,301.50	594,301.50	
				0.00

Fund / Type	Fund Description / Type Description	Beginning Balance / Debits	Credits	Ending Balance
MBC0300	**ADH Susan B Komen Priv Fd-(**	**0.00**		
BBF		155,391.61	155,391.61	
				0.00
MBC0OLD	**Mbc-Old**	**0.00**		
BBF		122,604.94	122,604.94	
				0.00
MBD0000	**Sustainable Building 754/09**	**0.00**		
BBF		20,794,242.10	20,794,242.10	
				0.00
MBD0100	**Sustainable Building (615)**	**-10,853,153.67**		
BBF		6,341,918.70	17,195,072.37	
				-10,853,153.67
MBD0105	**SAU-ABA Energy Upgrd (0105**	**0.00**		
BBF		1,478,589.34	1,478,589.34	
				0.00
MBD0125	**ASUJ SUS BLDG DESIGN (012**	**0.00**		
BBF		2,203,774.44	2,203,774.44	
				0.00
MBD0145	**UALR Sustainable BldDsgn 01**	**-633,791.98**		
BBF		4,336,792.67	4,366,411.91	
				-29,619.24
MBD0150	**UAMS Energy Upgrades (0150**	**0.00**		
BBF		2,998,769.01	2,998,769.01	
				0.00
MBD0195	**UAFSSustainBldgDesign19-5-**	**0.00**		
BBF		2,166,500.00	2,166,500.00	
				0.00
MBD0350	**Sustainable Bldg Design (035(**	**0.00**		
BBF		1,558,074.14	1,558,074.14	
				0.00
MBD0390	**WCC SUS BLDG DESIGN (039(**	**0.00**		
BBF		464,540.00	464,540.00	
				0.00
MBD0440	**Oil & Gas Renovation (0440)**	**0.00**		
BBF		572,597.60	572,597.60	
				0.00
MBD0470	**ABA SustaninableRevLaon (04**	**0.00**		
BBF		1,525,810.36	1,525,810.36	
				0.00
MBD0615	**Sust. Bldg. Des. (615)**	**-18,447.71**		
BBF		76,753.12	95,200.83	
				-18,447.71
MBD0960	**Roof Repair ABA (0960)**	**0.00**		
BBF		2,431,074.15	2,431,074.15	
				0.00
MBD1000	**Sustainable Bldg/Design LN H**	**-734,477.65**		
BBF		0.00	734,477.65	
				-734,477.65
MBL0000	**Special Military**	**-241,976.00**		
BBF		18,548,215.67	18,790,191.67	

Fund / Type	Fund Description / Type Description	Beginning Balance / Debits	Credits	Ending Balance
				-241,976.00
MBL0100	**Special Military**	**0.00**		
BBF		2,740.96	2,740.96	
				0.00
MBM0000	**Armory Construction**	**0.00**		
BBF		32,767.85	32,767.85	
				0.00
MBM0100	**Armory Construction**	**-1,784.64**		
BBF		708,112.10	709,896.74	
				-1,784.64
MBP0000	**Nursing Student Loan Rvl-(277**	**0.00**		
BBF		107,730.14	107,730.14	
				0.00
MBR0100	**Breast Cancer Research**	**0.00**		
BBF		4,776,359.64	4,851,167.04	
				-74,807.40
MBR0200	**UAMS S Komen Plate (0150)**	**0.00**		
BBF		172,906.95	189,337.05	
				-16,430.10
MBR0OLD	**Mbr-Old**	**0.00**		
BBF		77,058.71	77,058.71	
				0.00
MCA0000	**AR Child Advocacy (0150)**	**0.00**		
BBF		94,933.88	94,933.88	
				0.00
MCA0100	**AR Child's Advoc Ctr19-5-1260**	**-55,575.65**		
BBF		0.00	55,575.65	
				-55,575.65
MCC0000	**DHS Consolidated Cost**	**0.00**		
BBF		1,515.09	1,515.09	
				0.00
MCC0100	**DHS-Consld Cost-Opr**	**-236,719.14**		
BBF		16,976,445.27	17,212,350.89	
				-235,905.62
MCC0OLD	**Mcc-Old**	**0.00**		
BBF		233,943.85	233,943.85	
				0.00
MCD0100	**DFA ADAP Grants**	**-1,250.00**		
BBF		7,945,929.41	7,947,179.41	
				-1,250.00
MCE0000	**Child Support Enforcement**	**0.00**		
BBF		280,280,329.89	280,280,329.89	
				0.00
MCE0100	**Child Support Enforcement**	**-998,336.96**		
BBF		1,102,330,134.04	1,105,417,085.77	
				-3,086,951.73
MCE0200	**Child Support Enf GR Hldg**	**-1,800,057.51**		
BBF		169,959,983.44	169,959,983.44	
				0.00
MCE0300	**Child Sprt Enf-Oth Fd Hldg**	**-5,015,886.25**		

Fund / Type	Fund Description / Type Description	Beginning Balance / Debits	Credits	Ending Balance
BBF		60,400,116.02	65,326,298.74	
				-4,926,182.72
MCE0400	**Child Support Enf Fed**	**-2,000,000.00**		
BBF		645,543,096.46	647,543,096.46	
				-2,000,000.00
MCE0500	**Child Support Enf Claims**	**-691,304.33**		
BBF		66,649,787.71	66,649,787.71	
				0.00
MCE0OLD	**Mce-Old**	**0.00**		
BBF		2,101,224.95	2,101,224.95	
				0.00
MCF0000	**Constitutional Officers**	**-52,200,830.36**		
BBF		2,566,216,108.70	2,629,795,318.79	
				-63,579,210.09
MCF0200	**Constitutional Officers House**	**-1,377,450.22**		
BBF		79,636,848.44	81,012,486.38	
				-1,375,637.94
MCF0500	**Constitutional Officers Senate**	**-3,164,356.34**		
BBF		39,734,096.81	42,896,938.40	
				-3,162,841.59
MCF0OLD	**Mcf-Old**	**0.00**		
BBF		395,208.54	395,208.54	
				0.00
MCF3400	**Constitutional Officers Gov**	**-15,837.50**		
BBF		3,119,776.16	3,135,613.66	
				-15,837.50
MCF5900	**Constl Officers-Auditor Of St-**	**-3,568,162.90**		
BBF		631,649,096.47	635,201,067.03	
				-3,551,970.56
MCF5901	**Const Off-Auditor Unapp (005**	**-3,237,548.64**		
BBF		388,157,746.71	389,066,534.74	
				-908,788.03
MCH0000	**Open Enroll Pub Charter Scho**	**0.00**		
BBF		75,000.00	75,000.00	
				0.00
MCJ0000	**County Jail Reimbursement**	**0.00**		
BBF		336,481,063.32	336,481,063.32	
				0.00
MCJ0480	**County Jail Reimburse ADC**	**-23,190.00**		
BBF		225,010,671.73	225,033,861.73	
				-23,190.00
MCJ0485	**County Jail Reimburse ADCC**	**-9,390.00**		
BBF		33,603,042.00	33,612,432.00	
				-9,390.00
MCJ9903	**County Jail Reimburs**	**-807,392.00**		
BBF		20,546,257.00	21,322,545.00	
				-776,288.00
MCJHOLD	**County Jail Reimb Hold (0480)**	**-1,311,673.63**		
BBF		3,201,830.37	4,500,000.00	
				-1,298,169.63

Fund / Type	Fund Description / Type Description	Beginning Balance / Debits	Credits	Ending Balance
MCOVD19	**COVID-19 RAINY DAY 19-5-126**	**0.00**		
BBF		219,435,631.96	219,435,631.96	
				0.00
MCP0100	**Mtr Carrier Incentive-Payments**	**0.00**		
BBF		425.00	425.00	
				0.00
MCR0000	**Court Reporters**	**0.00**		
BBF		378.30	378.30	
				0.00
MCR0100	**Court Reporters**	**0.00**		
BBF		216,957,331.53	216,957,331.53	
				0.00
MCR0200	**AOC Court Report (0023)**	**-7,394.78**		
BBF		66,760,872.34	66,773,293.96	
				-12,421.62
MCR0OLD	**Mcr-Old**	**0.00**		
BBF		64,434.50	64,434.50	
				0.00
MCS0000	**Open Enroll Fac Loan19-5-125**	**0.00**		
BBF		5,000,000.00	5,000,000.00	
				0.00
MCV0000	**Co Voting Sys Grant Act 1189/**	**-1,420,299.60**		
BBF		7,186,465.49	8,703,413.15	
				-1,516,947.66
MCX0000	**AR Code Revision**	**0.00**		
BBF		14.66	14.66	
				0.00
MCX0100	**AR Code Revision Operations**	**0.00**		
BBF		26,240.66	26,240.66	
				0.00
MCX0OLD	**Mcx-Old**	**0.00**		
BBF		838.71	838.71	
				0.00
MDA0100	**Drug/Alcohol Abuse Prev/Trea**	**-1,776,277.52**		
BBF		364,264,009.79	366,154,848.65	
				-1,890,838.86
MDA0OLD	**Mda-Old**	**0.00**		
BBF		12,574.12	12,574.12	
				0.00
MDC0000	**Social Services Community Sv**	**0.00**		
BBF		7,528.71	7,528.71	
				0.00
MDC0303	**DHS Community Services**	**0.00**		
BBF		320,017.84	320,017.84	
				0.00
MDC0400	**DHS Community Services**	**0.00**		
BBF		11.13	11.13	
				0.00
MDC0404	**DHS Community Services**	**0.00**		
BBF		106.54	106.54	

Fund / Type	Fund Description / Type Description	Beginning Balance / Debits	Credits	Ending Balance
				0.00
MDC0600	**DHS Community Services**	**0.00**		
BBF		1,384.00	1,384.00	
				0.00
MDC1000	**DHS Community Services**	**0.00**		
BBF		297.05	297.05	
				0.00
MDC1010	**DHS Community Services**	**0.00**		
BBF		14,723.28	14,723.28	
				0.00
MDC1500	**DHS Community Services**	**0.00**		
BBF		15,000.00	15,000.00	
				0.00
MDC1515	**DHS Community Services**	**0.00**		
BBF		282,506.00	282,506.00	
				0.00
MDC2100	**DHS Community Services**	**0.00**		
BBF		8,460.64	8,460.64	
				0.00
MDHARRA	**DHS FMAP ARRA (0710)**	**0.00**		
BBF		109,874,448.00	109,874,448.00	
				0.00
MDR0000	**Imme Disaster Response1951**	**-146,670.73**		
BBF		138,300.88	284,981.14	
				-146,680.26
MDS0000	**Delta Svc Corps Scholarship**	**0.00**		
BBF		257,321.27	257,321.27	
				0.00
MDT0100	**Law/Pros Drug Enf Training**	**-3,275.29**		
BBF		1,195,688.27	1,198,963.56	
				-3,275.29
MDT0OLD	**Mdt-Old**	**0.00**		
BBF		2,014.79	2,014.79	
				0.00
MEC0000	**Committed To Education**	**0.00**		
BBF		13,700.00	13,700.00	
				0.00
MEE0000	**Environmental Ed Fund**	**-169,864.92**		
BBF		68,188,922.57	68,365,785.99	
				-176,863.42
MEE0100	**Environmental Ed Fund**	**0.00**		
BBF		33,265,493.32	33,265,493.32	
				0.00
MEE0OLD	**Mee-Old**	**0.00**		
BBF		5,138.65	5,138.65	
				0.00
MEM0000	**Emergency Med Svcs (0645)**	**-182,769.39**		
BBF		40,125.46	223,800.64	
				-183,675.18
MER0100	**Computer & Elec Recycling-O**	**-317,322.40**		

Fund / Type	Fund Description / Type Description	Beginning Balance / Debits	Credits	Ending Balance
BBF		2,030,047.34	2,347,369.74	
				-317,322.40
MES0000	**EMS Enhancement Revolving**	**0.00**		
BBF		2,026.50	2,026.50	
				0.00
MES0100	**EMS Enhancement Revolving**	**0.00**		
BBF		1,049,391.77	1,049,391.77	
				0.00
MES0OLD	**Mes-Old**	**0.00**		
BBF		35,399.00	35,399.00	
				0.00
MFA0000	**Agri Fair 19-5-1272**	**0.00**		
BBF		789,272.00	789,272.00	
				0.00
MFA0100	**Agri Fair - Cty Fair**	**0.00**		
BBF		580,272.00	580,272.00	
				0.00
MFA0200	**Agri Fair-4 Sts Fair**	**0.00**		
BBF		30,000.00	30,000.00	
				0.00
MFA0300	**Agri Fair-AR-OK Fair**	**0.00**		
BBF		30,000.00	30,000.00	
				0.00
MFA0400	**Agri Fair-AR St Fair**	**0.00**		
BBF		84,000.00	84,000.00	
				0.00
MFA0500	**Agri Fair - Oper**	**-8,261.72**		
BBF		56,738.28	65,000.00	
				-8,261.72
MFA0600	**County & District Fairs (0400)**	**0.00**		
BBF		1,046,000.00	1,046,000.00	
				0.00
MFF0100	**Nonpartisan Fil Fee -19-5-1225**	**-1,982,703.12**		
BBF		1,060,893.68	3,040,681.66	
				-1,979,787.98
MFP0000	**Fire Protection Licensing Boa**	**0.00**		
BBF		281.72	281.72	
				0.00
MFP0100	**Fire Protection Lic Board-Ope**	**-705,374.04**		
BBF		2,836,830.50	3,544,675.01	
				-707,844.51
MFP0OLD	**Mfp-Old**	**0.00**		
BBF		2,232.15	2,232.15	
				0.00
MFR0000	**DFA Federal Fiscal Relief**	**0.00**		
BBF		25,000,000.00	25,000,000.00	
				0.00
MFT0000	**Trans Research (0090)**	**-590,546.00**		
BBF		1,909,454.00	2,500,000.00	
				-590,546.00

Fund / Type	Fund Description / Type Description	Beginning Balance / Debits	Credits	Ending Balance
MGA0000	**AR AGRI MKTING GRNT 19-5-**	**-271,998.34**		
BBF		984,729.21	1,256,727.55	
				-271,998.34
MHC0000	**Div InformationSyst Revolv**	**0.00**		
BBF		583,311.44	583,311.44	
				0.00
MHC0100	**Div Information System Revol**	**-4,305,553.34**		
BBF		1,776,186,019.16	1,781,027,707.32	
				-4,841,688.16
MHC0200	**DIS Cash Balance**	**0.00**		
BBF		200,311.52	200,311.52	
				0.00
MHC0300	**Off Inf Tech Oprs-(475)**	**0.00**		
BBF		3,580,252.10	3,580,252.10	
				0.00
MHC0400	**DIS E-RATE REIMBURSEMENT**	**-355,902.19**		
BBF		86,717,781.16	87,073,683.35	
				-355,902.19
MHC0450	**Data Ctr Consolid Unallow Exp**	**-1,501,162.65**		
BBF		2,462,544.51	3,963,707.16	
				-1,501,162.65
MHC0500	**Broadband Servic&Enh 19-5-1**	**0.00**		
BBF		401,378.46	401,378.46	
				0.00
MHC0OLD	**Mhc-Old**	**0.00**		
BBF		15,638,064.34	15,638,064.34	
				0.00
MHD0100	**Computer Srvs Reserve**	**-602,158.49**		
BBF		27,696,212.90	28,298,371.39	
				-602,158.49
MHF0000	**Health Facility Svc Revolving**	**-1,941,150.15**		
BBF		7,116,492.44	9,038,410.70	
				-1,921,918.26
MHF0100	**Health Fac Services Revolving**	**0.00**		
BBF		2,758,478.72	2,758,478.72	
				0.00
MHF0200	**Health Fac Svc CHMS Fees**	**0.00**		
BBF		80,030.59	80,030.59	
				0.00
MHF0300	**Facility Svc CHMS Fees QI**	**0.00**		
BBF		134,500.00	134,500.00	
				0.00
MHF0OLD	**Mhf-Old**	**0.00**		
BBF		1,690.70	1,690.70	
				0.00
MHI0000	**Health Info Tech Act 891/11 S2**	**0.00**		
BBF		692,996.55	692,996.55	
				0.00
MHI0100	**Health Info Tech 19-5-1244**	**0.00**		
BBF		5,572,853.99	5,572,853.99	

Fund / Type	Fund Description / Type Description	Beginning Balance / Debits	Credits	Ending Balance
				0.00
MHI0101	**Health Infor Tech 19-5-1244**	**-10,665,422.34**		
BBF		3,673,042.46	14,420,083.69	
				-10,747,041.23
MHR0000	**AR Home Inspectors Reg**	**0.00**		
BBF		35,776.72	35,776.72	
				0.00
MHR0100	**AR Home Inspectors Reg**	**-610,325.97**		
BBF		944,501.28	1,557,677.34	
				-613,176.06
MHS0000	**Highway Safety Special**	**0.00**		
BBF		211.00	211.00	
				0.00
MHS0100	**Highway Safety Special-904 O**	**-1,144,296.51**		
BBF		46,378,619.91	47,522,916.42	
				-1,144,296.51
MHS0200	**Highway Safety Special-Opr**	**0.00**		
BBF		24,222.70	24,222.70	
				0.00
MHS0OLD	**Mhs-Old**	**0.00**		
BBF		109,009.57	109,009.57	
				0.00
MHT0100	**Tuition Adj-Funding**	**0.00**		
BBF		5,947,301.00	5,947,301.00	
				0.00
MIA0000	**Innovate AR Act 1596/07 (0790**	**-85,077.62**		
BBF		12,865,046.96	12,950,124.58	
				-85,077.62
MIB0000	**Workforce Investment Board**	**0.00**		
BBF		215.65	215.65	
				0.00
MIB0100	**Workforce Inv Board-Operatio**	**0.00**		
BBF		3,868,664.46	3,868,664.46	
				0.00
MIB0OLD	**Mib-Old**	**0.00**		
BBF		42,950.46	42,950.46	
				0.00
MIF0000	**WF Init Act 2015 19-5-1257**	**-565,678.64**		
BBF		38,460,315.80	39,025,994.44	
				-565,678.64
MIH0000	**AR Industrial Hemp (0400)**	**-91,581.12**		
BBF		98,409.01	195,995.58	
				-97,586.57
MJA0000	**Crime Information System**	**0.00**		
BBF		84,558,456.11	84,558,456.11	
				0.00
MJA0100	**Crime Information System**	**-4,560,140.22**		
BBF		94,425,570.85	99,204,775.19	
				-4,779,204.34
MJA0200	**Crime Info System Backgrnd**	**-4,094,712.27**		

Fund	Fund Description	Beginning Balance		Ending Balance
Type	Type Description	Debits	Credits	
BBF		3,808,211.61	7,902,923.88	
				-4,094,712.27
MJA0OLD	**Mja-Old**	**0.00**		
BBF		601,627.04	601,627.04	
				0.00
MJAARRA	**Criminal Repository (0990)**	**0.00**		
BBF		308,374.55	308,374.55	
				0.00
MJB0000	**Justice Building Fund**	**0.00**		
BBF		4.50	4.50	
				0.00
MJB0100	**Justice Bldg Oprs-(350)**	**0.00**		
BBF		1,585,602.67	1,585,602.67	
				0.00
MJB0101	**Justice Build Maint (615)**	**-174,922.86**		
BBF		771,668.10	946,590.96	
				-174,922.86
MJB0OLD	**Mjb-Old**	**0.00**		
BBF		1,348.33	1,348.33	
				0.00
MJC0000	**Municipal Court Judge/Clerk E**	**0.00**		
BBF		976.72	976.72	
				0.00
MJC0100	**Mun Crt Judge Clerk Educ-Op**	**-31,120.82**		
BBF		1,564,660.74	1,595,781.56	
				-31,120.82
MJC0OLD	**Mjc-Old**	**0.00**		
BBF		3,507.93	3,507.93	
				0.00
MJF0000	**Judicial Fine Coll Enhance**	**0.00**		
BBF		1,932,254.56	1,932,254.56	
				0.00
MJF0100	**Judicial Fine Coll Enhance Op**	**-1,245,829.66**		
BBF		76,312,160.65	77,557,990.31	
				-1,245,829.66
MJM0000	**DHS-Juv Det Facility Oprs**	**-270,398.03**		
BBF		6,065,014.77	6,335,412.80	
				-270,398.03
MJM0100	**DHS-Juv Det Facility Oprs**	**-4,119.45**		
BBF		80,685,569.72	80,689,689.17	
				-4,119.45
MJM0200	**DHS-Juv Det Facility-Benton C**	**0.00**		
BBF		449,457.78	449,457.78	
				0.00
MJM0300	**DHS-Juv Det Fac-Craighead C**	**0.00**		
BBF		642,917.60	642,917.60	
				0.00
MJM0400	**DHS-Juv Det Fac-Crittenden C**	**0.00**		
BBF		549,594.33	549,594.33	
				0.00

Fund / Type	Fund Description / Type Description	Beginning Balance / Debits	Credits	Ending Balance
MJM0500	**DHS-Juv Det Fac-Faulkner Co**	**-3.00**		
BBF		427,507.00	427,510.00	
				-3.00
MJM0600	**DHS-Juv Det Fac-Garland Co**	**0.00**		
BBF		587,762.00	587,762.00	
				0.00
MJM0700	**DHS-Juv Det Fac-Independenc**	**0.00**		
BBF		606,282.33	606,282.33	
				0.00
MJM0800	**DHS-Juv Det Fac-Jefferson Co**	**0.00**		
BBF		641,101.00	641,101.00	
				0.00
MJM0900	**DHS-Juv Det Fac-Miller Co**	**0.00**		
BBF		641,069.93	641,069.93	
				0.00
MJM0OLD	**Mjm-Old**	**0.00**		
BBF		21,743.66	21,743.66	
				0.00
MJM1000	**DHS-Juv Det Fac-Miss Co**	**-16,891.00**		
BBF		329,992.66	346,883.66	
				-16,891.00
MJM1100	**DHS-Juv Det Fac-Phillips Co**	**0.00**		
BBF		77,971.44	77,971.44	
				0.00
MJM1200	**DHS-Juv Det Fac-Pulaski Co**	**0.00**		
BBF		641,003.46	641,003.46	
				0.00
MJM1300	**DHS-Juv Det Fac-Sebastian Co**	**0.00**		
BBF		637,501.00	637,501.00	
				0.00
MJM1400	**DHS-Juv Det Fac-10th Dist**	**0.00**		
BBF		85,220.00	85,220.00	
				0.00
MJM1500	**DHS-Juv Det Fac-Washington**	**-59.96**		
BBF		641,076.90	641,136.86	
				-59.96
MJM1600	**DHS-Juv Det Fac-Yell Co**	**0.00**		
BBF		612,701.00	612,701.00	
				0.00
MJR0200	**DHS-Juv Det Facility Revl-Loa**	**0.00**		
BBF		855,641.63	855,641.63	
				0.00
MJU0000	**Co Juror Reimburse Act 923/1**	**-18,244.33**		
BBF		5,669,643.00	5,682,222.33	
				-12,579.33
MLA0100	**City-County Tourist Facilities**	**0.00**		
BBF		94,182,230.00	94,182,230.00	
				0.00
MLC0000	**County Aid Fund**	**-87,988.97**		
BBF		2,656,954,688.07	2,672,476,824.00	

Fund / Type	Fund Description / Type Description	Beginning Balance / Debits	Credits	Ending Balance
				-15,522,135.93
MLC0100	**County Aid Fund-Gen-(074)**	**-1,318,135.08**		
BBF		424,914,956.00	426,233,091.08	
				-1,318,135.08
MLC0200	**County Aid Fund-Sp-(074)**	**-1,387,432.88**		
BBF		2,340,615,337.80	2,342,871,702.77	
				-2,256,364.97
MLC0300	**County Aid Military Land Sale**	**-325,550.15**		
BBF		120,908,630.73	121,147,017.75	
				-238,387.02
MLC0400	**Co Public Emp Blkt Bond Prgr**	**0.00**		
BBF		1,658,458.14	1,658,458.14	
				0.00
MLC0500	**County Hwy Improve 07 (0620)**	**0.00**		
BBF		12,000,000.00	12,000,000.00	
				0.00
MLC0600	**County Casino Revenue (0074**	**0.00**		
BBF		15,625,943.38	16,307,143.46	
				-681,200.08
MLC0OLD	**Mlc-Old**	**0.00**		
BBF		12,440,631.32	12,440,631.32	
				0.00
MLD0100	**Trial Exp Assis-Indigent Def**	**0.00**		
BBF		3,000.00	3,000.00	
				0.00
MLM0000	**Municipal Aid**	**-87,988.97**		
BBF		2,847,496,215.71	2,863,018,351.63	
				-15,522,135.92
MLM0100	**Municipal Aid General Revenu**	**-3,438,982.08**		
BBF		584,907,023.33	588,346,005.41	
				-3,438,982.08
MLM0200	**Municipal Aid Highway Revenu**	**-70,227.90**		
BBF		2,189,156,680.72	2,189,226,437.23	
				-69,756.51
MLM0300	**Municipal Aid Escrow (0076)**	**0.00**		
BBF		33,804.87	33,804.87	
				0.00
MLM0400	**Mun Pub Emp Blkt Bond Prgm**	**0.00**		
BBF		2,999,004.04	2,999,004.04	
				0.00
MLM0500	**City Hwy Improve 07 (0620)**	**0.00**		
BBF		12,000,000.00	12,000,000.00	
				0.00
MLM0600	**Municipal Casino Revenue (00**	**0.00**		
BBF		38,088,237.05	39,748,662.24	
				-1,660,425.19
MLM0OLD	**Mlm-Old**	**0.00**		
BBF		8,873,883.89	8,873,883.89	
				0.00
MLS0100	**Dept Labor & Lic Spec Boiler**	**-1,097,868.38**		

Fund	Fund Description	Beginning Balance		Ending Balance
Type	Type Description	Debits	Credits	
BBF		302,004,201.11	303,160,363.70	
				-1,156,162.59
MLS0200	**Dept Labor & Lic Elec Examin**	**-713,348.41**		
BBF		10,696,595.95	11,474,463.57	
				-777,867.62
MLS0300	**Dept Labor & Licensing Speci**	**-1,194,267.64**		
BBF		12,942,883.03	14,191,342.47	
				-1,248,459.44
MMA0000	**Disaster Assistance**	**0.00**		
BBF		226,916.56	226,916.56	
				0.00
MMA0200	**Disaster Assistance Padr04-40**	**0.00**		
BBF		14,821.19	14,821.19	
				0.00
MMA0300	**Disaster Assistance Gov Epia-**	**0.00**		
BBF		796,710.22	796,710.22	
				0.00
MMA0400	**Disaster Assistance Gov Epra-**	**0.00**		
BBF		31,108.68	31,108.68	
				0.00
MMA0446	**DFA Disaster Assist Iadr (0620**	**0.00**		
BBF		157,979.02	157,979.02	
				0.00
MMA0450	**DFA-HZ DR 04-50**	**0.00**		
BBF		415,329.07	415,329.07	
				0.00
MMA0452	**DFA-PA DR 04-52**	**0.00**		
BBF		35,358.37	35,358.37	
				0.00
MMA0500	**Disaster Assistance Gov Eppa**	**0.00**		
BBF		1,310,679.91	1,310,679.91	
				0.00
MMA0501	**DFA-IA DR 05-01**	**0.00**		
BBF		130,351.19	130,351.19	
				0.00
MMA0502	**DFA-RA DR 05-02**	**0.00**		
BBF		4,410.00	4,410.00	
				0.00
MMA0503	**DFA RA EO 05-03**	**0.00**		
BBF		312.14	312.14	
				0.00
MMA0505	**DFA DA HZ DR 0505**	**0.00**		
BBF		112,764.83	112,764.83	
				0.00
MMA0507	**DFA DA HEO DR 0507**	**0.00**		
BBF		812,770.76	812,770.76	
				0.00
MMA0509	**DFA PA DR 05-09**	**0.00**		
BBF		80,045.55	80,045.55	
				0.00

Fund / Type	Fund Description / Type Description	Beginning Balance / Debits		Credits	Ending Balance
MMA0510	**DFA DA HZ EO 0510**		**0.00**		
BBF		1,552,316.19		1,552,316.19	
					0.00
MMA0511	**DFA DA HZ EO 0511**		**0.00**		
BBF		140,000.00		140,000.00	
					0.00
MMA0512	**DA PA DR 0512**		**0.00**		
BBF		16,377.88		16,377.88	
					0.00
MMA0513	**DFA DA HZ EO 0513**		**0.00**		
BBF		180,505.72		180,505.72	
					0.00
MMA0514	**DFA DA RA EO 0514**		**0.00**		
BBF		756.10		756.10	
					0.00
MMA0516	**DFA Dis Asst Pa Dr 0516 (0620**		**0.00**		
BBF		58,891.60		58,891.60	
					0.00
MMA0519	**DFA DA IA DR0510**		**0.00**		
BBF		100,000.00		100,000.00	
					0.00
MMA0521	**Disaster Assist 0521 RAKatrin**		**0.00**		
BBF		47,173,127.45		47,173,127.45	
					0.00
MMA0525	**DFA DA IA DR 05-25**		**0.00**		
BBF		117,963.00		117,963.00	
					0.00
MMA0528	**Disaster Assist 0528 PA**		**0.00**		
BBF		10,325.95		10,325.95	
					0.00
MMA0529	**Disaster Assist 0529 PA**		**0.00**		
BBF		100,000.00		100,000.00	
					0.00
MMA0530	**DFA DA IA DR 05-30**		**0.00**		
BBF		652,297.76		652,297.76	
					0.00
MMA0600	**Disaster Assistance DR 02-21**		**0.00**		
BBF		15,082.35		15,082.35	
					0.00
MMA0601	**DFA DA NZ EO 06-01**		**0.00**		
BBF		437,840.59		437,840.59	
					0.00
MMA0603	**DFA DA HZ EO 06-03**		**0.00**		
BBF		37,800.00		37,800.00	
					0.00
MMA0604	**MMA0604 **Review****		**0.00**		
BBF		821.00		821.00	
					0.00
MMA0605	**MMA0605 **Review****		**0.00**		
BBF		60,141.96		60,141.96	

Fund / Type	Fund Description / Type Description	Beginning Balance / Debits		Credits	Ending Balance
					0.00
MMA0606	DFA DA IA DR 0606 ACA		0.00		
BBF		236,682.00		236,682.00	
					0.00
MMA0608	Disasater Assist HZEO (0620)		0.00		
BBF		248,000.00		248,000.00	
					0.00
MMA0609	DISASTER ASSIST RAEO (062		0.00		
BBF		10,000.00		10,000.00	
					0.00
MMA0610	DISASTER ASSIST HZEO (062		0.00		
BBF		19,875.57		19,875.57	
					0.00
MMA0611	MMA0611 **Review**		0.00		
BBF		1,368,811.29		1,368,811.29	
					0.00
MMA0612	DISASTER ASSIST HZDR0612		0.00		
BBF		1,491,728.07		1,491,728.07	
					0.00
MMA0613	Disaster Assist RAEO (0620)		0.00		
BBF		4,758.75		4,758.75	
					0.00
MMA0614	Disaster Assist 0614 IA		0.00		
BBF		263,916.00		263,916.00	
					0.00
MMA0615	DISASTER ASSIST IADR (0620		0.00		
BBF		312,029.00		312,029.00	
					0.00
MMA0616	DISASTER ASSIST IADR (0620		0.00		
BBF		300,000.00		300,000.00	
					0.00
MMA0617	Disaster Assist RA0617 (0620)		0.00		
BBF		5,000.00		5,000.00	
					0.00
MMA0618	DISASTER ASSIST PADR (061		0.00		
BBF		50,000.00		50,000.00	
					0.00
MMA0622	DISASTER ASSIST PADR (062		0.00		
BBF		375,000.00		375,000.00	
					0.00
MMA0623	Disaster Assistance IADR (062		0.00		
BBF		100,000.00		100,000.00	
					0.00
MMA0626	Disaster Assistance IA DR 062		0.00		
BBF		550,000.00		550,000.00	
					0.00
MMA0627	Dist Asst PA0624 (0620)		0.00		
BBF		29,514.30		29,514.30	
					0.00
MMA0629	Disaster Assist PADR (0620)		0.00		

Fund	Fund Description	Beginning Balance			Ending Balance
Type	Type Description	Debits		Credits	
BBF		27,062.22		27,062.22	
					0.00
MMA0630	**Disaster Assist PADR (0620)**		**0.00**		
BBF		15,002.41		15,002.41	
					0.00
MMA0660	**MMA0660 **Review****		**0.00**		
BBF		750,000.00		750,000.00	
					0.00
MMA0699	**Disaster Assist HZEO (0620)**		**0.00**		
BBF		750,179.36		750,179.36	
					0.00
MMA0700	**Disaster Assistance DR 02-22**		**0.00**		
BBF		86,216.69		86,216.69	
					0.00
MMA0701	**Disaster Assist 0701 (0620)**		**0.00**		
BBF		3,000.00		3,000.00	
					0.00
MMA0702	**Disaster Assist 0702 (0620)**		**0.00**		
BBF		610,143.23		610,143.23	
					0.00
MMA0703	**Disaster Assist 0703 (0620)**		**0.00**		
BBF		155,392.00		155,392.00	
					0.00
MMA0704	**Disaster Assist (0620)**		**0.00**		
BBF		72,000.00		72,000.00	
					0.00
MMA0706	**Disaster Assist (0620)**		**0.00**		
BBF		360,000.00		360,000.00	
					0.00
MMA0707	**Disaster Assist 0707 (0620)**		**0.00**		
BBF		2,000.00		2,000.00	
					0.00
MMA0708	**Disaster Assistance0708 (0620**		**0.00**		
BBF		1,980,654.67		1,980,654.67	
					0.00
MMA0711	**Disaster Assist (0620)**		**0.00**		
BBF		63,259.14		63,259.14	
					0.00
MMA0712	**Disaster Assistance (0620)**		**0.00**		
BBF		453,982.00		453,982.00	
					0.00
MMA0713	**Disaster Assistance (0620)**		**0.00**		
BBF		2,000.00		2,000.00	
					0.00
MMA0715	**Disaster Assistance (0620)**		**0.00**		
BBF		306,000.00		306,000.00	
					0.00
MMA0717	**DisasterAssist (0620)**		**0.00**		
BBF		552,183.00		552,183.00	
					0.00

Fund / Type	Fund Description / Type Description	Beginning Balance / Debits		Credits	Ending Balance
MMA0722	**Disaster Assistance (0620)**		**0.00**		
BBF		100,000.00		100,000.00	
					0.00
MMA0724	**Disaster Assist (0620)**		**0.00**		
BBF		39,347.17		39,347.17	
					0.00
MMA0725	**Disaster Assist (0620)**		**0.00**		
BBF		100,000.00		100,000.00	
					0.00
MMA0726	**Disaster Assist 0726 (0620)**		**0.00**		
BBF		75,000.00		75,000.00	
					0.00
MMA0732	**Disaster Assist (0620)**		**0.00**		
BBF		30,000.00		30,000.00	
					0.00
MMA0733	**Disaster Assist (0620)**		**0.00**		
BBF		100,000.00		100,000.00	
					0.00
MMA0734	**Disaster Assist (0620)**		**0.00**		
BBF		150,000.00		150,000.00	
					0.00
MMA0736	**Disater Assistance (0620)**		**0.00**		
BBF		100,000.00		100,000.00	
					0.00
MMA0737	**Disaster Assist (0620)**		**0.00**		
BBF		26,604.72		26,604.72	
					0.00
MMA0793	**Disaster Assistance (0620)**		**0.00**		
BBF		42,625.00		42,625.00	
					0.00
MMA0796	**Disaster Assist (0620)**		**0.00**		
BBF		27,935.00		27,935.00	
					0.00
MMA0800	**Disaster Assistance DR 02-23**		**0.00**		
BBF		51,740.22		51,740.22	
					0.00
MMA0801	**Disaster Assist IA (0620)**		**0.00**		
BBF		251,012.94		251,012.94	
					0.00
MMA0802	**Disaster Assist (0620)**		**0.00**		
BBF		159,000.00		159,000.00	
					0.00
MMA0803	**Disaster Assist (0620)**		**0.00**		
BBF		223,408.33		223,408.33	
					0.00
MMA0804	**Disaster Assist IA (620)**		**0.00**		
BBF		250,230.78		250,230.78	
					0.00
MMA0805	**Disaster Assist 0805 (RA0620)**		**0.00**		
BBF		209,209.73		209,209.73	

Fund / Type	Fund Description / Type Description	Beginning Balance / Debits		Credits	Ending Balance
					0.00
MMA0808	**DisasterAssist 0808 (0620)**		**0.00**		
BBF		212,279.35		212,279.35	
					0.00
MMA0813	**DIS ASSIST 0813 (0620)**		**0.00**		
BBF		1,604,450.00		1,604,450.00	
					0.00
MMA0814	**DIS ASSIST 0814 RA ACA (062**		**0.00**		
BBF		2,741,932.93		2,741,932.93	
					0.00
MMA0817	**Disaster Assist (0620)**		**0.00**		
BBF		249,293.42		249,293.42	
					0.00
MMA0819	**DIS ASSIT 0819 (0620)**		**0.00**		
BBF		3,402,272.69		3,402,272.69	
					0.00
MMA0820	**Disaster Assist (0620)**		**0.00**		
BBF		100,000.00		100,000.00	
					0.00
MMA0822	**Disaster Assist (0620)**		**0.00**		
BBF		100,000.00		100,000.00	
					0.00
MMA0823	**Disaster Assistance (0620)**		**0.00**		
BBF		450,000.00		450,000.00	
					0.00
MMA0824	**Disaster Assistance (0620)**		**0.00**		
BBF		250,142.50		250,142.50	
					0.00
MMA0825	**Disaster Assist (0620)**		**0.00**		
BBF		100,000.00		100,000.00	
					0.00
MMA0827	**DIS ASSIST 0827 (0620)**		**0.00**		
BBF		6,895.94		6,895.94	
					0.00
MMA0828	**DIS ASSIST 0828 (0620)**		**0.00**		
BBF		50,000.00		50,000.00	
					0.00
MMA0831	**Dis Assist (0831) (0620)**		**0.00**		
BBF		900,000.00		900,000.00	
					0.00
MMA0843	**Disaster Asst PA ACA (0620)**		**-60,004.72**		
BBF		6,717,882.06		6,777,886.78	
					-60,004.72
MMA0844	**Disaster Asst PAACA (0620)**		**-2,652.40**		
BBF		764,963.79		767,616.19	
					-2,652.40
MMA0891	**Disaster Assist RA (0620)**		**0.00**		
BBF		3,000.00		3,000.00	
					0.00
MMA0901	**DIS ASSIST HZ (0620)**		**0.00**		

Fund	Fund Description	Beginning Balance		Ending Balance
Type	Type Description	Debits	Credits	
BBF		235,256.00	235,256.00	
				0.00
MMA0903	**DIS ASSIST RA ACA (0620)**	**0.00**		
BBF		2,231,790.29	2,231,790.29	
				0.00
MMA0904	**Disaster Assist HZ (0620)**	**0.00**		
BBF		119,195.39	119,195.39	
				0.00
MMA0906	**DIS ASSIST 0906 (0620)**	**0.00**		
BBF		77,685.41	77,685.41	
				0.00
MMA0907	**Disaster Assist 0907 (0620)**	**0.00**		
BBF		23,000.00	23,000.00	
				0.00
MMA0909	**Disaster Assist 0909 (0620)**	**-33,238.20**		
BBF		616,761.80	650,000.00	
				-33,238.20
MMA0910	**Dis Asst 0910 PA ACA 19-5-10(**	**-3,264.46**		
BBF		561,759.46	565,023.92	
				-3,264.46
MMA0911	**Disaster Assist 0911 (0620)**	**0.00**		
BBF		416,612.74	416,612.74	
				0.00
MMA0912	**Diaster Assist HZ (0620)**	**0.00**		
BBF		140,289.08	140,289.08	
				0.00
MMA0915	**Disaster Assist PA ACA (0620)**	**0.00**		
BBF		303,210.01	303,210.01	
				0.00
MMA0916	**Disaster Assist PA ACA (0620)**	**0.00**		
BBF		76,677.00	76,677.00	
				0.00
MMA0917	**Disaster Assist 0917 (0620)**	**0.00**		
BBF		1,000,000.00	1,000,000.00	
				0.00
MMA0918	**Disaster Assist (0620)**	**0.00**		
BBF		35,345.58	35,345.58	
				0.00
MMA0919	**Diaster Assist PA (0620)**	**-1,470.31**		
BBF		38,537,922.05	38,539,392.36	
				-1,470.31
MMA0923	**Disaster Assist IA (0620)**	**0.00**		
BBF		100,000.00	100,000.00	
				0.00
MMA0928	**Disaster Assist (0620)**	**-8,895.73**		
BBF		763,898.63	772,794.36	
				-8,895.73
MMA0933	**Dis Assist 0933IA (0620)**	**0.00**		
BBF		104,000.00	104,000.00	
				0.00

Fund / Type	Fund Description / Type Description	Beginning Balance / Debits		Credits	Ending Balance
MMA0935	**Disaster Assist 0935 IA (0620**		**0.00**		
BBF		350,000.00		350,000.00	
					0.00
MMA0938	**Disaster Assist (0620)**		**-0.07**		
BBF		1,481,233.18		1,481,233.25	
					-0.07
MMA0942	**Disaster Assist (0620)**		**0.00**		
BBF		2,000,000.00		2,000,000.00	
					0.00
MMA0943	**Disaster Assist (0620)**		**0.00**		
BBF		202,500.00		202,500.00	
					0.00
MMA0OLD	**Mma-Old**		**0.00**		
BBF		2,205,665.30		2,205,665.30	
					0.00
MMA1000	**Disaster Assistance DR 02-25**		**0.00**		
BBF		48,571.29		48,571.29	
					0.00
MMA1001	**Dis Assist (0620)**		**0.00**		
BBF		25,000.00		25,000.00	
					0.00
MMA1002	**Disaster Assistance (0620)**		**0.00**		
BBF		50,000.00		50,000.00	
					0.00
MMA1004	**Dis Assist (0620)**		**0.00**		
BBF		20,000.00		20,000.00	
					0.00
MMA1005	**Disaster Assist (0620)**		**0.00**		
BBF		65,200.00		65,200.00	
					0.00
MMA1008	**Disaster Assist (0620)**		**0.00**		
BBF		6,000.00		6,000.00	
					0.00
MMA1012	**Disaster Assist (0620)**		**0.00**		
BBF		1,777,024.00		1,777,024.00	
					0.00
MMA1013	**Disaster Assist (0620)**		**0.00**		
BBF		200,000.00		200,000.00	
					0.00
MMA1018	**Disaster Assist 1018 (0620)**		**0.00**		
BBF		495,730.00		495,730.00	
					0.00
MMA1019	**Disaster Assist 1019 (0620)**		**0.00**		
BBF		100,000.00		100,000.00	
					0.00
MMA1020	**Disaster Assist (0620)**		**0.00**		
BBF		127,500.00		127,500.00	
					0.00
MMA1023	**DIS aSSIST (0620)**		**0.00**		
BBF		27,092.49		27,092.49	

Fund / Type	Fund Description / Type Description	Beginning Balance / Debits	Credits	Ending Balance
				0.00
MMA1024	**DIS ASSIST (0620)**	**0.00**		
BBF		53,493.00	53,493.00	
				0.00
MMA1025	**DIS ASSIST (0620)**	**0.00**		
BBF		145,821.25	145,821.25	
				0.00
MMA1029	**Disaster Assist (0620)**	**0.00**		
BBF		45,000.00	45,000.00	
				0.00
MMA1030	**Disaster Assist (0620)**	**0.00**		
BBF		21,300.30	21,300.30	
				0.00
MMA1031	**Disaster Assist (0620)**	**0.00**		
BBF		1,000,000.00	1,000,000.00	
				0.00
MMA1034	**Disaster Assist (0620)**	**0.00**		
BBF		112,519.00	112,519.00	
				0.00
MMA1100	**Disaster Assistance DR 02-11**	**0.00**		
BBF		82,136.34	82,136.34	
				0.00
MMA1101	**Disaster Asst (0620)**	**0.00**		
BBF		171,904.00	171,904.00	
				0.00
MMA1103	**Disaster Assist (0620)**	**0.00**		
BBF		25,000.00	25,000.00	
				0.00
MMA1104	**Disaster Assist (0620)**	**0.00**		
BBF		200,000.00	200,000.00	
				0.00
MMA1105	**Disaster Assist (0620)**	**0.00**		
BBF		48,375.00	48,375.00	
				0.00
MMA1106	**Disaster Assist (0620)**	**-225,662.97**		
BBF		2,424,335.03	2,649,998.00	
				-225,662.97
MMA1107	**Disaster Assist (0620)**	**-91,098.02**		
BBF		1,400,108.96	1,490,778.35	
				-90,669.39
MMA1108	**Disaster Assist (0620)**	**0.00**		
BBF		236,396.82	236,396.82	
				0.00
MMA1109	**Disaster Assist (0620)**	**0.00**		
BBF		30,000.00	30,000.00	
				0.00
MMA1111	**Disaster Assist (0620)**	**0.00**		
BBF		145,656.51	145,656.51	
				0.00
MMA1113	**Disaster Assist (0620)**	**0.00**		

Fund	Fund Description	Beginning Balance			Ending Balance
Type	Type Description	Debits		Credits	
BBF		634,733.73		634,733.73	
					0.00
MMA1114	**Disaster Assist (0620)**		0.00		
BBF		1,251,794.22		1,251,794.22	
					0.00
MMA1115	**Disaster Assist (0620)**		0.00		
BBF		100,000.00		100,000.00	
					0.00
MMA1116	**Disaster Assist (0620)**		0.00		
BBF		15,000.00		15,000.00	
					0.00
MMA1121	**Disaster Assist (0620)**		0.00		
BBF		108,000.00		108,000.00	
					0.00
MMA1127	**Disaster Assist (0620)**		0.00		
BBF		100,000.00		100,000.00	
					0.00
MMA1128	**Disaster Assist (0620)**		0.00		
BBF		100,000.00		100,000.00	
					0.00
MMA1134	**Disaster Assistance (0620)**		0.00		
BBF		136,500.00		136,500.00	
					0.00
MMA1140	**Disaster Assist (0620)**		0.00		
BBF		1,005,629.28		1,005,629.28	
					0.00
MMA1141	**Disaster Assist (0620)**		0.00		
BBF		107,000.00		107,000.00	
					0.00
MMA1191	**Disaster Assist (0620)**		0.00		
BBF		5,000.00		5,000.00	
					0.00
MMA1194	**Disaster Assist (0620)**		0.00		
BBF		25,000.00		25,000.00	
					0.00
MMA1197	**Disaster Assist (0620)**		0.00		
BBF		352,714.88		352,714.88	
					0.00
MMA1200	**Disaster Assistance DR 02-28**		0.00		
BBF		987,119.00		987,119.00	
					0.00
MMA1201	**Disaster Assist (0620)**		0.00		
BBF		1,994,448.33		1,994,448.33	
					0.00
MMA1202	**Disaster Assist (0620)**		0.00		
BBF		5,000.00		5,000.00	
					0.00
MMA1203	**Disaster Assist (0620)**		0.00		
BBF		113,250.00		113,250.00	
					0.00

Fund / Type	Fund Description / Type Description	Beginning Balance / Debits	Credits	Ending Balance
MMA1204	**Disaster Assist (0620)**	**0.00**		
BBF		84,687.50	84,687.50	
				0.00
MMA1210	**Disaster Assit (0620)**	**-2,143.80**		
BBF		5,481,852.13	5,483,995.93	
				-2,143.80
MMA1211	**Disaster Assist (0620)**	**0.00**		
BBF		287,832.45	287,832.45	
				0.00
MMA1220	**Disaster Assist (0620)**	**0.00**		
BBF		2,155,883.10	2,155,883.10	
				0.00
MMA1225	**Disaster Assist (0620)**	**0.00**		
BBF		140,000.00	140,000.00	
				0.00
MMA1300	**DFA Dis Assist 02-29**	**0.00**		
BBF		73,010.24	73,010.24	
				0.00
MMA1301	**Disaster Assist (0620)**	**0.00**		
BBF		16,500.00	16,500.00	
				0.00
MMA1303	**Disaster Assist (0620)**	**0.00**		
BBF		78,541.37	78,541.37	
				0.00
MMA1304	**Disaster Assist (0620)**	**0.00**		
BBF		10,000.00	10,000.00	
				0.00
MMA1306	**Disaster Assist (0620)**	**0.00**		
BBF		54,640.00	54,640.00	
				0.00
MMA1308	**Disaster Assist (0620)**	**0.00**		
BBF		15,000.00	15,000.00	
				0.00
MMA1309	**Disaster Assist (0620)**	**0.00**		
BBF		1,857,592.05	1,857,592.05	
				0.00
MMA1310	**Disaster Assist (0620)**	**0.00**		
BBF		191,774.00	191,774.00	
				0.00
MMA1312	**Disaster Assis (0620)**	**-47,088.06**		
BBF		1,225,919.30	1,273,007.36	
				-47,088.06
MMA1313	**Disaster Assist (0620)**	**0.00**		
BBF		202,158.00	202,158.00	
				0.00
MMA1314	**Disaster Assist (0620)**	**0.00**		
BBF		20,000.00	20,000.00	
				0.00
MMA1315	**Disaster Assist (0620)**	**0.00**		
BBF		300,000.00	300,000.00	

Fund / Type	Fund Description / Type Description	Beginning Balance / Debits	Credits	Ending Balance
				0.00
MMA1316	**Disaster Assist (620)**	**0.00**		
BBF		13,030.39	13,030.39	
				0.00
MMA1317	**Disaster Assistance (0620)**	**0.00**		
BBF		22,879.73	22,879.73	
				0.00
MMA1318	**Disaster Assist (0620)**	**0.00**		
BBF		53,200.00	53,200.00	
				0.00
MMA1319	**Disaster Assist (0620)**	**0.00**		
BBF		36,393.58	36,393.58	
				0.00
MMA1321	**Disaster Assist (0620)**	**0.00**		
BBF		100,000.00	100,000.00	
				0.00
MMA1322	**Disaster Assist (0620)**	**0.00**		
BBF		12,518.00	12,518.00	
				0.00
MMA1324	**Disaster Assist (0620)**	**0.00**		
BBF		133,232.65	133,232.65	
				0.00
MMA1396	**Disaster Assist (0620)**	**0.00**		
BBF		44,875.00	44,875.00	
				0.00
MMA1398	**Disaster Assist (0620)**	**0.00**		
BBF		334,804.00	334,804.00	
				0.00
MMA1400	**Dis Assist Epdr0230 (0620)**	**0.00**		
BBF		372,668.37	372,668.37	
				0.00
MMA1401	**Disaster Assist (0620)**	**0.00**		
BBF		25,000.00	25,000.00	
				0.00
MMA1402	**Disaster Assist (0620)**	**0.00**		
BBF		50,000.00	50,000.00	
				0.00
MMA1403	**Disaster Assist (0620)**	**0.00**		
BBF		152,764.64	152,764.64	
				0.00
MMA1406	**Disaster Assist (0620)**	**0.00**		
BBF		10,000.00	10,000.00	
				0.00
MMA1407	**Disaster Assistance (0620)**	**0.00**		
BBF		150,077.78	150,077.78	
				0.00
MMA1412	**Disaster Assist (0620)**	**0.00**		
BBF		10,000.00	10,000.00	
				0.00
MMA1413	**Disaster Assist (0620)**	**-71,111.08**		

Fund	Fund Description	Beginning Balance		Ending Balance
Type	Type Description	Debits	Credits	
BBF		2,109,608.64	2,180,719.72	
				-71,111.08
MMA1414		**0.00**		
BBF		85,813.00	85,813.00	
				0.00
MMA1426	**Disaster Assist (0620)**	**0.00**		
BBF		68,530.89	68,530.89	
				0.00
MMA1429	**Disaster Assist (0620)**	**0.00**		
BBF		250,000.00	250,000.00	
				0.00
MMA1433	**Disaster Assist (0620)**	**0.00**		
BBF		250,523.07	250,523.07	
				0.00
MMA1434	**Disaster Assist (0620)**	**0.00**		
BBF		300,000.00	300,000.00	
				0.00
MMA1435	**Disaster Assist (0620)**	**0.00**		
BBF		400,000.00	400,000.00	
				0.00
MMA1436	**Disaster Assist (0620)**	**0.00**		
BBF		25,000.00	25,000.00	
				0.00
MMA1441	**Disaster Assist (0620)**	**0.00**		
BBF		107,600.00	107,600.00	
				0.00
MMA1449	**Disaster Assist (0620)**	**-90,370.93**		
BBF		1,062,011.86	1,152,382.79	
				-90,370.93
MMA1450	**Disaster Assist (0620)**	**-0.95**		
BBF		493,754.05	493,755.00	
				-0.95
MMA1451	**Disaster Assist (0620)**	**-24,494.28**		
BBF		357,505.72	382,000.00	
				-24,494.28
MMA1452	**Disaster Assist (0620)**	**0.00**		
BBF		27,500.00	27,500.00	
				0.00
MMA1453	**Disaster Assist (0620)**	**0.00**		
BBF		32,000.00	32,000.00	
				0.00
MMA1454	**Disaster Assist (0620)**	**0.00**		
BBF		138,200.00	138,200.00	
				0.00
MMA1455	**Disaster Assist (0620)**	**0.00**		
BBF		172,000.00	172,000.00	
				0.00
MMA1500	**Dis Assist Ep Dr 02-34 (0620)**	**0.00**		
BBF		52,248.00	52,248.00	
				0.00

Fund / Type	Fund Description / Type Description	Beginning Balance / Debits		Credits	Ending Balance
MMA1504	**Disaster Assist (0620)**		**0.00**		
BBF		25,000.00		25,000.00	
					0.00
MMA1505	**DIS ASSIST (0620)**		**0.00**		
BBF		69,413.50		69,413.50	
					0.00
MMA1510	**DIS ASST (620)**		**0.00**		
BBF		95,000.00		95,000.00	
					0.00
MMA1511	**Disaster Assist (0620)**		**0.00**		
BBF		55,594.11		55,594.11	
					0.00
MMA1512	**DFA Dis Asst Pa (0620)**		**0.00**		
BBF		42,303.50		42,303.50	
					0.00
MMA1513	**Disaster Assist (0620)**		**-2,486.87**		
BBF		1,253,102.72		1,255,589.59	
					-2,486.87
MMA1514	**Disaster Assist (0620)**		**0.00**		
BBF		419,200.00		419,200.00	
					0.00
MMA1515	**Disaster Assist (0620)**		**0.00**		
BBF		48,343.00		48,343.00	
					0.00
MMA1516	**Disaster Assist (0620)**		**0.00**		
BBF		45,051.00		45,051.00	
					0.00
MMA1520	**Disaster Assist (0620)**		**0.00**		
BBF		300,000.00		300,000.00	
					0.00
MMA1521	**DIS ASST EO 1521 HZ ACA (06**		**0.00**		
BBF		834,551.12		834,551.12	
					0.00
MMA1523	**DIS ASST EO 1523 HZ ACA(62**		**0.00**		
BBF		75,000.00		75,000.00	
					0.00
MMA1524	**DIS ASST 1524 RA ACA 19-5-1**		**0.00**		
BBF		14,511.95		14,511.95	
					0.00
MMA1525	**Disaster Assist (0620)**		**0.00**		
BBF		32,731.62		32,731.62	
					0.00
MMA1527	**DIS ASST 1527 RA ACA 19-5**		**0.00**		
BBF		50,000.00		50,000.00	
					0.00
MMA1529	**Disaster Assist (0620)**		**0.00**		
BBF		170,000.00		170,000.00	
					0.00
MMA1540	**DIS ASST DR 1540 PA ACA (06**		**0.00**		
BBF		35,000.00		35,000.00	

Fund / Type	Fund Description / Type Description	Beginning Balance / Debits	Credits	Ending Balance
				0.00
MMA1596	**Disaster Assist (0620)**	**-1,143.73**		
BBF		1,998,856.27	2,000,000.00	
				-1,143.73
MMA1600	**Disaster Assistance Dr 02-37)**	**0.00**		
BBF		118,913.83	118,913.83	
				0.00
MMA1603	**DIS ASST 1603 RA ACA 19-5-1**	**0.00**		
BBF		25,000.00	25,000.00	
				0.00
MMA1604	**DIS ASST 1604 PA ACA 19-5-1**	**0.00**		
BBF		22,010.00	22,010.00	
				0.00
MMA1606	**Disaster Assist HZ (0620)**	**0.00**		
BBF		37,500.00	37,500.00	
				0.00
MMA1608	**DIS ASST 1608 HZ ACA 19-5-1**	**0.00**		
BBF		71,017.79	71,017.79	
				0.00
MMA1609	**DIS ASST 1609 HZ ACA 19-5-1**	**-1,572.16**		
BBF		1,248,427.84	1,250,000.00	
				-1,572.16
MMA1610	**DIS ASST 1610 PA ACA 19-5-1**	**0.00**		
BBF		7,014.04	7,014.04	
				0.00
MMA1611	**DIS ASST 1611 IA ACA 19-5-10**	**0.00**		
BBF		50,000.00	50,000.00	
				0.00
MMA1612	**DIS ASST 1612 PA ACA 19-5-1**	**0.00**		
BBF		626,000.00	626,000.00	
				0.00
MMA1613	**DIS ASST 1613 PA ACA 19-5-1**	**0.00**		
BBF		251,072.19	251,072.19	
				0.00
MMA1614	**DIS ASST 1614 IA ACA 19-5-10**	**0.00**		
BBF		500,000.00	500,000.00	
				0.00
MMA1618	**DIS ASST 1618 PA ACA 19-5-1**	**-2,100.92**		
BBF		317,406.08	319,507.00	
				-2,100.92
MMA1620	**DIS ASST 1620 IA ACA 19-5-10**	**0.00**		
BBF		342,150.00	342,150.00	
				0.00
MMA1700	**Disaster Assistance Ep Dr 03-**	**0.00**		
BBF		1,583,432.52	1,583,432.52	
				0.00
MMA1701	**DIS ASST 1701-HZ-ACA 19-5-1**	**0.00**		
BBF		15,000.00	15,000.00	
				0.00
MMA1702	**DIS ASST 1702-HZ-ACA 19-5-1**	**0.00**		

Fund	Fund Description	Beginning Balance		Ending Balance
Type	Type Description	Debits	Credits	
BBF		48,500.00	48,500.00	
				0.00
MMA1703	**DIS ASST 1703-RA-ACA 19-5-1**	**0.00**		
BBF		75,000.00	75,000.00	
				0.00
MMA1704	**Disaster Assist (0620)**	**0.00**		
BBF		27,986.30	27,986.30	
				0.00
MMA1705	**DIS ASST 1705-IA-ACA-19-5-1(**	**0.00**		
BBF		200,000.00	200,000.00	
				0.00
MMA1706	**DIS ASST 1706-HZ-ACA 19-5-1**	**-47,320.24**		
BBF		7,375.00	54,695.24	
				-47,320.24
MMA1707	**DIS ASST 1707-HZ-ACA 19-5-1**	**0.00**		
BBF		1,326,370.02	1,326,370.02	
				0.00
MMA1710	**DIS ASST 1710-RA-ACA-19-5-1**	**-444,612.22**		
BBF		397,072.57	841,684.79	
				-444,612.22
MMA1712	**DIS ASST 1712-HZ-ACA 19-5-1**	**0.00**		
BBF		460,450.00	460,450.00	
				0.00
MMA1713	**DIS-ASST 1713-HZ-ACA19-5-1(**	**0.00**		
BBF		241,485.59	241,485.59	
				0.00
MMA1714	**DIS-ASST 1714-HZ-ACA-19-5-1**	**0.00**		
BBF		75,000.00	75,000.00	
				0.00
MMA1718	**Disaster Assist (0620)**	**0.00**		
BBF		46,534.48	46,534.48	
				0.00
MMA1720	**DIS ASST 1720-IA ACA 19-5-10**	**-96,605.79**		
BBF		203,394.21	300,000.00	
				-96,605.79
MMA1722	**DIS ASST 1722-PA-ACA 19-5-1**	**0.00**		
BBF		299,612.66	299,612.66	
				0.00
MMA1725	**DIS ASST 1725-PA-ACA 19-5-1**	**0.00**		
BBF		33,529.80	33,529.80	
				0.00
MMA1800	**DFA Disaster Assist Epdr (062**	**0.00**		
BBF		29,540.23	29,540.23	
				0.00
MMA1802	**Dis Asst 1802-PA-ACA 19-5-10**	**-37,334.91**		
BBF		415,041.92	452,376.83	
				-37,334.91
MMA1805	**DIS ASST-HZ-ACA 19-5-1006**	**0.00**		
BBF		206,375.00	206,375.00	
				0.00

Fund / Type	Fund Description / Type Description	Beginning Balance / Debits	Credits	Ending Balance
MMA1806	**DIS ASST 1806-HZ-ACA-19-5-1**	**0.00**		
BBF		150,250.00	150,250.00	
				0.00
MMA1807	**DIS ASST 1807-RA-ACA 19-5-1**	**-480.81**		
BBF		7,361,616.07	7,362,096.88	
				-480.81
MMA1809	**DIS ASST1809-HZ-ACA 19-5-1(**	**-1,000.00**		
BBF		3,000.00	4,000.00	
				-1,000.00
MMA1811	**DR 20-08 Public Assistance**	**0.00**		
BBF		43,546.77	43,546.77	
				0.00
MMA1813	**DIS ASST 1813 HZ ACA 19-5-1(**	**-104,641.24**		
BBF		1,413,909.78	1,518,551.02	
				-104,641.24
MMA1816	**DIS ASST 1816 HZ ACA 19-5-1(**	**-13,125.00**		
BBF		18,114.25	31,239.25	
				-13,125.00
MMA1817	**DIS AST 1817-RA-ACA-19-5-10**	**-93.08**		
BBF		17,813.84	17,906.92	
				-93.08
MMA1819	**DIS ASST 1819-RA-ACA-19-5-1**	**-233,132.73**		
BBF		309,542.93	542,675.66	
				-233,132.73
MMA1821	**DIS ASST 1821-HZ-ACA 19-5-1**	**-14,316.97**		
BBF		126,114.78	140,431.75	
				-14,316.97
MMA1900	**DFA Disaster Assist Epdr (062**	**0.00**		
BBF		652,672.69	652,672.69	
				0.00
MMA1901	**DIS ASST E019-01 Haz Mitigati**	**-13,686.64**		
BBF		104,104.80	117,791.44	
				-13,686.64
MMA1903	**DIS ASST EO19-03 HAZ MITIG**	**-53,360.62**		
BBF		50,211.25	103,571.87	
				-53,360.62
MMA1906	**DIS ASST EO19-06 RESP ASS**	**-387,214.77**		
BBF		457,992.32	845,207.09	
				-387,214.77
MMA1908	**DR 20-11 Pubic Assistance**	**0.00**		
BBF		69,708.65	69,708.65	
				0.00
MMA1909		**0.00**		
BBF		10,000,000.00	10,000,000.00	
				0.00
MMA1910	**DR 19-10 Public Assistance**	**-757,418.19**		
BBF		642,581.81	1,400,000.00	
				-757,418.19
MMA1911	**Disaster Assist (0620)**	**-55,846.17**		
BBF		1,586,442.59	1,642,288.76	

Fund / Type	Fund Description / Type Description	Beginning Balance / Debits	Credits	Ending Balance
				-55,846.17
MMA1913	**DIS ASST EO 19-13 HAZ MITIG**	**0.00**		
BBF		181,827.48	181,827.48	
				0.00
MMA1916	**DIS ASST EO-19-16 PUBLIC A**	**0.00**		
BBF		46,714.28	46,714.28	
				0.00
MMA1917	**DIS ASST EO 19-17 RESP ASS**	**-98,294.66**		
BBF		1,705.34	100,000.00	
				-98,294.66
MMA1918	**Disaster Assistance (0620)**	**-48,119.58**		
BBF		401,880.42	450,000.00	
				-48,119.58
MMA1919	**DR 21-07 Public Assistance**	**-46,841.39**		
BBF		203,158.61	250,000.00	
				-46,841.39
MMA2000	**DFA Disaster Assist Epdr (062**	**0.00**		
BBF		14,450.99	14,450.99	
				0.00
MMA2001	**Disaster Asist Haz Mitigation**	**0.00**		
BBF		1,026,526.49	1,026,526.49	
				0.00
MMA2003	**Disaster Asst COVID19**	**-691,802.27**		
BBF		60,841,561.86	61,533,364.13	
				-691,802.27
MMA2004	**EO 20-04 Individual Assistanc**	**-82,582.01**		
BBF		17,417.99	100,000.00	
				-82,582.01
MMA2007	**EO 20-07 Hazard Mitigation**	**0.00**		
BBF		130,000.00	130,000.00	
				0.00
MMA2012	**DR 20-12 Individual Assistanc**	**0.00**		
BBF		200,000.00	200,000.00	
				0.00
MMA2013	**Disaster Assistance (0620)**	**-110,125.00**		
BBF		89,875.00	200,000.00	
				-110,125.00
MMA2015	**DR 20-15 Public Assistance**	**-528,867.02**		
BBF		221,132.98	750,000.00	
				-528,867.02
MMA2018	**DR 20-18 Public Assistance 62**	**-223,733.65**		
BBF		76,266.35	300,000.00	
				-223,733.65
MMA2027	**EO 20-27 Emerg Resp 19-5-10**	**-3,097.46**		
BBF		111,902.54	115,000.00	
				-3,097.46
MMA2031	**EO 20-31 Emergency Respons**	**-116,032.65**		
BBF		458,967.35	575,000.00	
				-116,032.65
MMA2038	**EO 20-38 Hazard Mitigation 06**	**0.00**		

Fund / Type	Fund Description / Type Description	Beginning Balance / Debits	Credits	Ending Balance
BBF		57,160.50	57,160.50	
				0.00
MMA2046	**DR20-46 Individual Assistance**	**-250,000.00**		
BBF		0.00	250,000.00	
				-250,000.00
MMA2047	**EO 20-47 Hazard Mitigation**	**-143,065.47**		
BBF		2,328,209.09	2,471,274.56	
				-143,065.47
MMA2049	**EO 20-49 Hazard Mitigation**	**-5.40**		
BBF		267,740.62	267,746.02	
				-5.40
MMA2100	**Dist Asst-Ia-Jan 99 Tornados S**	**0.00**		
BBF		613,463.20	613,463.20	
				0.00
MMA2102	**EO 21-02 Emergency Managen**	**-100,000.00**		
BBF		0.00	100,000.00	
				-100,000.00
MMA2104	**EO 21-04 Hazard Mitigation**	**0.00**		
BBF		150,000.00	150,000.00	
				0.00
MMA2109	**Emergency Response EO 21-0**	**-98,311.40**		
BBF		1,688.60	100,000.00	
				-98,311.40
MMA2110	**Response & Recovery DR 211(**	**-179,576.25**		
BBF		320,423.75	500,000.00	
				-179,576.25
MMA2111	**Hazard Mitigation EO 21-11**	**0.00**		
BBF		132,750.00	132,750.00	
				0.00
MMA2112	**DR 21-12 Individual Assistanc**	**-212,050.00**		
BBF		187,950.00	400,000.00	
				-212,050.00
MMA2114	**Gov Resp&Recovery Fund DR**	**0.00**		
BBF		672,382.79	672,382.79	
				0.00
MMA2115	**Hazard Mitigation EO 21-15**	**-2,631,938.27**		
BBF		2,662,407.55	5,294,345.82	
				-2,631,938.27
MMA2116	**Hazard Mitigation EO 21-16**	**-95,524.09**		
BBF		263,517.94	359,042.03	
				-95,524.09
MMA2117	**Hazard Mitigation EO21-17 062**	**0.00**		
BBF		150,000.00	150,000.00	
				0.00
MMA2118	**Emergency Response EO 21-1**	**-70,000.00**		
BBF		30,000.00	100,000.00	
				-70,000.00
MMA2200	**Dist Asst-PA-Jan 99 Tornados**	**0.00**		
BBF		279,674.08	279,674.08	
				0.00

Fund / Type	Fund Description / Type Description	Beginning Balance / Debits	Credits	Ending Balance
MMA2202	**Emergency Response EO 22-0**	**-250,000.00**		
BBF		0.00	250,000.00	
				-250,000.00
MMA2203	**Response & Recovery EO 22-0**	**-119,847.50**		
BBF		380,152.50	527,461.80	
				-147,309.30
MMA2204	**Hazard Mitigaton EO-04**	**-234,402.39**		
BBF		141,489.99	375,892.38	
				-234,402.39
MMA2208	**Hazard Mitigation EO 22-08**	**-110,294.25**		
BBF		300,000.00	410,294.25	
				-110,294.25
MMA2300	**DFA Disaster Assist Epdr (062**	**0.00**		
BBF		17,840.03	17,840.03	
				0.00
MMA2400	**Dist Asst-Fed-Jan 99 Tornados**	**0.00**		
BBF		79,806.99	79,806.99	
				0.00
MMA2500	**DFA Disaster Assist Dro3-15/0**	**0.00**		
BBF		170,113.53	170,113.53	
				0.00
MMA2600	**Disaster Assit Padr 04-43 (062**	**0.00**		
BBF		604,955.12	604,955.12	
				0.00
MMA2700	**DFA Da Ep Er 03-19 Hm (0620)**	**0.00**		
BBF		571,767.00	571,767.00	
				0.00
MMA2800	**Dist Asst-RA-Jan 99 Tornados**	**0.00**		
BBF		63,499.17	63,499.17	
				0.00
MMA3000	**Dist Asst-Ra-Tornado Manuf H**	**0.00**		
BBF		1,893.95	1,893.95	
				0.00
MMA3100	**DFA Da Ep Dr 03-22 Ia (0620)**	**0.00**		
BBF		1,140,669.82	1,140,669.82	
				0.00
MMA3200	**DFA Da Ep Er 03-22 Ra (0620)**	**0.00**		
BBF		15,625.25	15,625.25	
				0.00
MMA3300	**Disaster Assist Hmdr 03-25 (06**	**0.00**		
BBF		223,719.65	223,719.65	
				0.00
MMA3500	**Disaster Assistance IADR 03-2**	**0.00**		
BBF		25,256.00	25,256.00	
				0.00
MMA3600	**Disaster Assistance PA DR04-0**	**0.00**		
BBF		127,335.30	127,335.30	
				0.00
MMA3700	**Dist Asst-IA-Jan 99 Tornado St**	**0.00**		
BBF		29,100.34	29,100.34	

Fund / Type	Fund Description / Type Description	Beginning Balance / Debits		Credits	Ending Balance
					0.00
MMA3800	DFA Disaster Assist Iadr-0620		0.00		
BBF		1,030,761.69		1,030,761.69	
					0.00
MMA3900	Disaster Assistance HM DR04-		0.00		
BBF		35,430.00		35,430.00	
					0.00
MMA4000	Dist Asst-CL-Act 449 of 1999		0.00		
BBF		2,380,889.57		2,380,889.57	
					0.00
MMA4100	Disaster Assist Gov Ep Hmdr-(		0.00		
BBF		594,018.88		594,018.88	
					0.00
MMA4200	Disaster Assist Gov Ephmdr-0		0.00		
BBF		24,665.24		24,665.24	
					0.00
MMA4300	Disaster Assist Gov Epiadr-06		0.00		
BBF		746,594.89		746,594.89	
					0.00
MMA4400	Dist Asst-RA-Y2K		0.00		
BBF		2,455.87		2,455.87	
					0.00
MMA4600	Disaster Assist Gov Epiadr-06		0.00		
BBF		220,684.02		220,684.02	
					0.00
MMA4700	Disaster Assist Gov Epradr-06		0.00		
BBF		24,377.19		24,377.19	
					0.00
MMA5000	Disaster Assist Ra 0430-0620		0.00		
BBF		879.76		879.76	
					0.00
MMA5100	Disaster Assist Ia 0430-0620		0.00		
BBF		46,736.27		46,736.27	
					0.00
MMA5200	Disaster Assist Hm 0428-0620		0.00		
BBF		454,731.14		454,731.14	
					0.00
MMA5300	Dist Asst-Hz-00-03 Haz Mitigtn		0.00		
BBF		453.75		453.75	
					0.00
MMA5400	Dist Asst-Pa-Stms Grnt/Clevel		0.00		
BBF		12,209.93		12,209.93	
					0.00
MMA5500	Pa-Storms Grant/Clev		0.00		
BBF		20,933.00		20,933.00	
					0.00
MMA5600	Da-Ia-Stms Baxter/Clay/Izd/Str		0.00		
BBF		40,971.45		40,971.45	
					0.00
MMA5700	Dist Asst-PA-10 Co		0.00		

Fund	Fund Description	Beginning Balance		Ending Balance
Type	Type Description	Debits	Credits	
BBF		87,123.01	87,123.01	
				0.00
MMA5800	**Dist Asst-IA-8 Co**	**0.00**		
BBF		12,123.83	12,123.83	
				0.00
MMA5900	**Dist Asst-PA-Stms 8 Co**	**0.00**		
BBF		110,990.00	110,990.00	
				0.00
MMA6000	**Disaster Assistance (0620)**	**0.00**		
BBF		500,000.00	500,000.00	
				0.00
MMA6100	**Dist Asst-Hz-00-05 Haz Mitigtn**	**0.00**		
BBF		11,001.19	11,001.19	
				0.00
MMA6200	**Da-Pa-Stms Craw//Frnk/Mad/M**	**0.00**		
BBF		482,093.00	482,093.00	
				0.00
MMA6300	**Dist Asst-RA-Bambi Bkts**	**0.00**		
BBF		1,018.00	1,018.00	
				0.00
MMA6400	**Dist-RA-Reimb AR Ntl Grd**	**0.00**		
BBF		139.86	139.86	
				0.00
MMA6500	**Dist Asst-Hz-00-06 Haz Mitigtn**	**0.00**		
BBF		9,233.76	9,233.76	
				0.00
MMA6600	**Disaster Assistance-EP DR 00**	**0.00**		
BBF		16,176.18	16,176.18	
				0.00
MMA6700	**Dis Asst**	**0.00**		
BBF		9,890,444.18	9,890,444.18	
				0.00
MMA6800	**DIS ASST GRANTS**	**0.00**		
BBF		6,399.94	6,399.94	
				0.00
MMA6900	**Disaster Asst Grants**	**0.00**		
BBF		27,836.08	27,836.08	
				0.00
MMA7000	**DIS ASST GRANTS**	**0.00**		
BBF		13,707.78	13,707.78	
				0.00
MMA7100	**DFA Disaster Assistance**	**0.00**		
BBF		6,172.56	6,172.56	
				0.00
MMA7200	**Gov. EP DR 01-19**	**0.00**		
BBF		55,974.16	55,974.16	
				0.00
MMA7300	**DFA Disaster Assistance**	**0.00**		
BBF		9,573.77	9,573.77	
				0.00

Fund / Type	Fund Description / Type Description	Beginning Balance / Debits		Credits	Ending Balance
MMA7400	**Gov. EP DR 01-20**		**0.00**		
BBF		60,215.91		60,215.91	
					0.00
MMA7500	**Dis Asst**		**0.00**		
BBF		362,393.42		362,393.42	
					0.00
MMA7600	**Gov. EP DR 01-21**		**0.00**		
BBF		33,474.10		33,474.10	
					0.00
MMA7700	**Dis Asst Haz Mat Projects**		**0.00**		
BBF		1,970,642.54		1,970,642.54	
					0.00
MMA7800	**Dist Asst-PA-Tornados 3-1-97**		**0.00**		
BBF		233,342.32		233,342.32	
					0.00
MMA7900	**Gov EP DR 01-23**		**0.00**		
BBF		15,071.67		15,071.67	
					0.00
MMA8000	**Dis Asst Ep-Dr 01-25 10-09-20(**		**0.00**		
BBF		57,249.01		57,249.01	
					0.00
MMA8100	**DFA-Disaster Asst Tornadoes**		**0.00**		
BBF		170,412.69		170,412.69	
					0.00
MMA8200	**Dis Asst EP DR 01/30**		**0.00**		
BBF		499,675.01		499,675.01	
					0.00
MMA8300	**Dis Asst EP DR 01/32**		**0.00**		
BBF		170,160.41		170,160.41	
					0.00
MMA8400	**Dis Asst EP ER 01-35**		**0.00**		
BBF		115,099.38		115,099.38	
					0.00
MMA8500	**Dis Asst EP ER 02-01**		**0.00**		
BBF		321,261.11		321,261.11	
					0.00
MMA8600	**Dist Asst-DO-Donations Stms**		**0.00**		
BBF		350.00		350.00	
					0.00
MMA8800	**Dist Asst-PA-Stms/Floods-30 (**		**0.00**		
BBF		52,772.76		52,772.76	
					0.00
MMA8900	**Disaster Assistance-EP DR 02**		**0.00**		
BBF		231,762.00		231,762.00	
					0.00
MMA9000	**Disaster Assistance Ep Dr 02-**		**0.00**		
BBF		78,392.93		78,392.93	
					0.00
MMA9100	**Disaster Assistance EP DR02-**		**0.00**		
BBF		8,989.39		8,989.39	

Fund / Type	Fund Description / Type Description	Beginning Balance / Debits	Credits	Ending Balance
				0.00
MMA9111	**Disaster Assist (0620)**	**0.00**		
BBF		1,991,105.20	1,991,105.20	
				0.00
MMA9200	**Disaster Assist Hmdr (0620)**	**0.00**		
BBF		1,232,834.80	1,232,834.80	
				0.00
MMA9500	**Disaster Assist Hm Dr 03-34(0**	**0.00**		
BBF		266,158.00	266,158.00	
				0.00
MMA9600	**Disaster Assist Hmdr 03-324(0**	**0.00**		
BBF		820,021.63	820,021.63	
				0.00
MMA9610	**HZ 9610-PA-ACA 19-5-1006**	**-269.37**		
BBF		874,761.17	875,030.54	
				-269.37
MMA9611	**DIS ASST 9611 PA ACA 19-5-1(**	**-322.62**		
BBF		149,677.38	150,000.00	
				-322.62
MMA9700	**Disaster Assistance HM E004-**	**0.00**		
BBF		877,763.17	877,763.17	
				0.00
MMA9704	**DIS ASST 9704-HZ-ACA-19-5-1**	**0.00**		
BBF		58,100.00	58,100.00	
				0.00
MMA9705	**Dis Asst 9705-HZ-ACA19-5-10(**	**-202,000.00**		
BBF		549,000.00	751,000.00	
				-202,000.00
MMA9800	**DFA RA EO 05-02**	**0.00**		
BBF		1,699.73	1,699.73	
				0.00
MMA9810	**Disaster Assist (0620)**	**0.00**		
BBF		12,000.00	12,000.00	
				0.00
MMA9904	**Response & Recovery DR 22-(**	**-31,940.00**		
BBF		77,140.00	100,000.00	
				-22,860.00
MMA9909	**DR 19-15 Public Assistance**	**-516,738.67**		
BBF		53,261.33	570,000.00	
				-516,738.67
MMA9911	**Disaster Assist (0620)**	**-97,484.12**		
BBF		164,663.10	262,147.22	
				-97,484.12
MMB0200		**0.00**		
BBF		11,710.68	11,710.68	
				0.00
MMC0000	**Merit System**	**0.00**		
BBF		0.73	0.73	
				0.00
MMD0000	**Trial Court Administrator**	**0.00**		

Fund / Type	Fund Description / Type Description	Beginning Balance / Debits	Credits	Ending Balance
BBF		41,730,331.57	41,730,331.57	
				0.00
MMD0100	**AOC Trial Ct Adm (0023)**	**-1,873,979.33**		
BBF		53,934,794.30	55,808,586.39	
				-1,873,792.09
MMF0000	**Performance 19-5-1013**	**-71,977,035.00**		
BBF		69,674,038.81	141,651,073.81	
				-71,977,035.00
MMF0100	**Performance 19-5-1013**	**-612,490.79**		
BBF		89,432,867.18	90,045,357.97	
				-612,490.79
MMP0000	**Mandatory Pub Reimb (0063)**	**0.00**		
BBF		92,440.79	92,440.79	
				0.00
MMS0000	**UAMS Cancer Match Act 427/0**	**0.00**		
BBF		36,000,000.00	36,000,000.00	
				0.00
MMT0000	**Massage Therapy Bd**	**0.00**		
BBF		51,769.01	51,769.01	
				0.00
MMT0100	**Massage Therapy Bd-Operatio**	**0.00**		
BBF		1,250,992.90	1,250,992.90	
				0.00
MMT0200	**Massage Therapy Boar 19-5-1:**	**-361,823.49**		
BBF		433,274.86	804,241.00	
				-370,966.14
MMT0OLD	**Mmt-Old**	**0.00**		
BBF		1,817.01	1,817.01	
				0.00
MMV0000	**Motor Vehicle Acquisition**	**0.00**		
BBF		16,485,338.73	16,485,338.73	
				0.00
MMV0100	**Motor Vehicle Acquisition**	**0.00**		
BBF		2,957,772.51	2,957,772.51	
				0.00
MMV01GI	**MV General Improvement**	**0.00**		
BBF		1,691,219.11	1,691,219.11	
				0.00
MMV0200	**Motor Vehicle Acquisition M&F**	**-1,073,945.44**		
BBF		14,506,152.45	15,580,097.89	
				-1,073,945.44
MMV0300	**MVAR-Holding-(620)**	**0.00**		
BBF		363,655.03	363,655.03	
				0.00
MMV0400	**MVAR-M & R**	**-4,389,394.69**		
BBF		5,365,060.53	9,754,455.22	
				-4,389,394.69
MMV0600	**Motor Vehicle ASP**	**0.00**		
BBF		750,963.00	750,963.00	
				0.00

Fund / Type	Fund Description / Type Description	Beginning Balance / Debits	Credits	Ending Balance
MMV0A00	**MVAR-0035 OFF OF MEDICAID**	**0.00**		
BBF		20,816.00	20,816.00	
				0.00
MMV0OLD	**Mmv-Old**	**0.00**		
BBF		1,397,792.84	1,397,792.84	
				0.00
MMV1A00	**MVAR-100 HSU**	**0.00**		
BBF		501,179.47	501,179.47	
				0.00
MMV1B00	**MVAR-105 SAU**	**-265.00**		
BBF		516,074.34	516,339.34	
				-265.00
MMV1C00	**MVAR-168 UACC Batesville**	**-2,206.20**		
BBF		85,068.30	87,274.50	
				-2,206.20
MMV1D00	**MVAR-115 SAU Tech**	**-57,651.00**		
BBF		675,463.22	733,114.22	
				-57,651.00
MMV1E00	**MVAR-120 ASU Beebe**	**-11,518.18**		
BBF		300,581.87	312,100.05	
				-11,518.18
MMV1F00	**MVAR-125 ASU Jonesboro**	**-41,091.32**		
BBF		1,458,092.91	1,499,184.23	
				-41,091.32
MMV1G00	**MVAR-130 ATU**	**-3,400.00**		
BBF		763,594.63	766,994.63	
				-3,400.00
MMV1H00	**MVAR-135 UAF**	**-238,032.63**		
BBF		10,656,572.95	10,894,605.58	
				-238,032.63
MMV1I00	**MVAR-145 UALR**	**-7,150.12**		
BBF		616,272.49	623,422.61	
				-7,150.12
MMV1J00	**MVAR-150 UAMS**	**-78,668.11**		
BBF		2,461,774.68	2,570,887.79	
				-109,113.11
MMV1K00	**MVAR-155 UAM**	**-24,765.00**		
BBF		596,454.79	621,219.79	
				-24,765.00
MMV1L00	**MVAR-160 UAPB**	**-117,411.03**		
BBF		1,214,280.69	1,331,691.72	
				-117,411.03
MMV1M00	**MVAR-165 UCA**	**-591.38**		
BBF		1,279,150.10	1,279,741.48	
				-591.38
MMV1N00	**MVAR-170 EACC**	**0.00**		
BBF		135,620.51	135,620.51	
				0.00
MMV1O00	**MVAR-175 Garland Co CC**	**-6,758.16**		
BBF		264,015.68	270,773.84	

Fund Type	Fund Description / Type Description	Beginning Balance / Debits	Credits	Ending Balance
				-6,758.16
MMV1P00	**MVAR-180 MCCC**	**0.00**		
BBF		412,262.25	412,262.25	
				0.00
MMV1Q00	**MVAR-185 NACC**	**-2,897.00**		
BBF		248,750.85	251,647.85	
				-2,897.00
MMV1R00	**MVAR-190 PCCC**	**-220.00**		
BBF		275,110.00	275,330.00	
				-220.00
MMV1S00	**MVAR-192 RMCC**	**0.00**		
BBF		122,404.30	122,404.30	
				0.00
MMV1T00	**MVAR-193 So Ark CC**	**-36,287.39**		
BBF		173,693.55	209,980.94	
				-36,287.39
MMV1U00	**MVAR-195 Westark CC**	**0.00**		
BBF		493,958.57	493,958.57	
				0.00
MMV1V00	**MVAR-198 NW CC**	**0.00**		
BBF		297,134.46	297,134.46	
				0.00
MMV1W00	**MVAR-128 ASU Mtn Hm**	**-37,657.96**		
BBF		115,340.00	152,997.96	
				-37,657.96
MMV1X00	**MVAR-177 Mid So CC**	**0.00**		
BBF		262,827.40	262,827.40	
				0.00
MMV1Y00	**MVAR-167 UA Hope**	**0.00**		
BBF		88,329.80	88,329.80	
				0.00
MMV1Z00	**ASU Newport (0620)**	**0.00**		
BBF		389,821.15	389,821.15	
				0.00
MMV2A00	**MVAR-219 Child Welfare**	**0.00**		
BBF		20,815.00	20,815.00	
				0.00
MMV2E00	**MV-Tobacco Ctl Brd**	**-198,138.44**		
BBF		1,402,510.11	1,600,648.55	
				-198,138.44
MMV2F00	**AR Fair Housing Comm (0620)**	**0.00**		
BBF		55,203.00	55,203.00	
				0.00
MMV3B00	**MVAR 0320 MotorVehComm 0(**	**0.00**		
BBF		41,030.00	41,030.00	
				0.00
MMV3J00	**MVAR St Bldg Serv**	**-82,130.65**		
BBF		53,019.80	135,150.45	
				-82,130.65
MMV3K00	**MVAR Lvstk & Pltry**	**0.00**		

Fund / Type	Fund Description / Type Description	Beginning Balance / Debits	Credits	Ending Balance
BBF		125,060.29	125,060.29	
				0.00
MMV3O00	**MVAR Vet Affairs**	**-4,754.93**		
BBF		84,272.46	89,027.39	
				-4,754.93
MMV3P00	**AR Minority Health Comm (062**	**0.00**		
BBF		24,498.00	24,498.00	
				0.00
MMV4A00	**MVAR Assmt Coord**	**0.00**		
BBF		16,418.00	16,418.00	
				0.00
MMV4B00	**Agri Dept (0620)**	**-163,149.82**		
BBF		3,420,839.53	3,583,989.35	
				-163,149.82
MMV4C00	**MVAR Securities**	**0.00**		
BBF		26,922.00	26,922.00	
				0.00
MMV4D00	**MVAR Forestry**	**0.00**		
BBF		192,165.15	192,165.15	
				0.00
MMV4E00	**MVAR Geology**	**0.00**		
BBF		15,995.00	15,995.00	
				0.00
MMV4F00	**MVAR Insurance**	**-62,469.99**		
BBF		992,188.27	1,054,658.26	
				-62,469.99
MMV4G00	**MVAR Plant Bd**	**0.00**		
BBF		261,258.32	261,258.32	
				0.00
MMV4H00	**MVAR Pub Serv Comm**	**-3,000.00**		
BBF		429,600.98	432,600.98	
				-3,000.00
MMV4I00	**MVAR Soil & Water**	**0.00**		
BBF		184,841.69	184,841.69	
				0.00
MMV4L00	**MVAR DIS**	**0.00**		
BBF		105,603.10	105,603.10	
				0.00
MMV4M00	**MVAR Correct**	**-260,143.02**		
BBF		6,280,334.51	6,540,477.53	
				-260,143.02
MMV4N00	**MVAR Cmty Punishment**	**-130,704.67**		
BBF		11,104,058.05	11,234,762.72	
				-130,704.67
MMV4P00	**MVAR-0405 AR State Bank Dep**	**0.00**		
BBF		231,468.00	231,468.00	
				0.00
MMV4Q00	**MVAR 0440 OIL & GAS COMMI**	**-22,207.00**		
BBF		197,258.00	219,465.00	
				-22,207.00

Fund / Type	Fund Description / Type Description	Beginning Balance / Debits	Credits	Ending Balance
MMV4R00	**MVAR-0430-LIQ PETRO GAS E**	**0.00**		
BBF		61,308.00	61,308.00	
				0.00
MMV4S00	**MVAR-472 Geographic - (620)**	**-30,991.00**		
BBF		0.00	30,991.00	
				-30,991.00
MMV5A00	**MVAR Educ Gen**	**-14,411.55**		
BBF		274,215.95	288,627.50	
				-14,411.55
MMV5C00	**MVAR Blind Sch**	**0.00**		
BBF		17,827.00	17,827.00	
				0.00
MMV5D00	**MVAR Deaf Sch**	**-3,121.09**		
BBF		46,909.00	50,030.09	
				-3,121.09
MMV5E00	**MVAR ETV**	**-3,280.25**		
BBF		74,967.00	78,247.25	
				-3,280.25
MMV5F00	**MVAR Library**	**0.00**		
BBF		59,689.69	59,689.69	
				0.00
MMV5G00	**MVAR VT Rehab**	**-42,545.00**		
BBF		563,888.40	606,433.40	
				-42,545.00
MMV5I00	**MVAR Cotton Boll TI**	**0.00**		
BBF		48,523.00	48,523.00	
				0.00
MMV5J00	**MVAR Crowley's Ridge**	**0.00**		
BBF		35,816.38	35,816.38	
				0.00
MMV5K00	**MVAR Delta VT**	**0.00**		
BBF		18,032.00	18,032.00	
				0.00
MMV5L00	**MVAR Foothills TI**	**0.00**		
BBF		15,989.00	15,989.00	
				0.00
MMV5O00	**MVAR NW**	**0.00**		
BBF		56,361.73	56,361.73	
				0.00
MMV5P00	**MVAR Quapaw TI**	**0.00**		
BBF		64,924.50	64,924.50	
				0.00
MMV6A00	**MVAR DFA**	**-61,938.00**		
BBF		56,659.00	118,597.00	
				-61,938.00
MMV6B00	**MVAR ABC**	**-55,362.00**		
BBF		370,293.00	425,655.00	
				-55,362.00
MMV6C00	**MVAR ABC Enf**	**-140,306.84**		
BBF		193,551.00	333,857.84	

Fund / Type	Fund Description / Type Description	Beginning Balance / Debits	Credits	Ending Balance
				-140,306.84
MMV6E00	**MVAR Rev**	**-231,369.52**		
BBF		4,817,800.96	5,049,170.48	
				-231,369.52
MMV6G00	**MVAR Health**	**-320,866.79**		
BBF		1,650,571.95	1,971,438.74	
				-320,866.79
MMV6H00	**MVAR Health Srvs**	**0.00**		
BBF		24,458.00	24,458.00	
				0.00
MMV6I00	**MVAR BRTC**	**0.00**		
BBF		186,693.83	186,693.83	
				0.00
MMV6J00	**MVAR Cossatot**	**-3,552.50**		
BBF		173,833.75	177,386.25	
				-3,552.50
MMV6N00	**MVAR Ouachita**	**0.00**		
BBF		48,712.00	48,712.00	
				0.00
MMV6O00	**MVAR Ozark TC**	**0.00**		
BBF		228,740.10	228,740.10	
				0.00
MMV6P00	**MVAR Petit Jean**	**0.00**		
BBF		186,037.00	186,037.00	
				0.00
MMV6Q00	**MVAR SEAC**	**-16,673.62**		
BBF		149,568.00	166,241.62	
				-16,673.62
MMV6R00	**MVAR Pulaski TC**	**0.00**		
BBF		231,984.69	231,984.69	
				0.00
MMV7A00	**MVAR Higher Ed**	**0.00**		
BBF		49,915.19	49,915.19	
				0.00
MMV7B00	**MVAR DHS**	**-345,862.36**		
BBF		5,319,648.00	5,665,510.36	
				-345,862.36
MMV7M00	**MVAR ADED**	**-16,439.00**		
BBF		229,552.00	245,991.00	
				-16,439.00
MMV8A00	**MVAR Labor**	**-9,122.80**		
BBF		120,733.00	129,855.80	
				-9,122.80
MMV8B00	**Motor Vehicle ESD**	**-3,487.63**		
BBF		1,222,665.45	1,226,153.08	
				-3,487.63
MMV8C00	**MVAR DAH Central**	**0.00**		
BBF		89,963.00	89,963.00	
				0.00
MMV8D00	**MVAR Delta Cultural Ctr**	**0.00**		

Fund	Fund Description	Beginning Balance		Ending Balance
Type	Type Description	Debits	Credits	
BBF		3,200.00	3,200.00	
				0.00
MMV8G00	**MVAR DAH Historic Preservati**	**0.00**		
BBF		41,596.00	41,596.00	
				0.00
MMV8H00	**MVAR DAH Natural Heritage**	**0.00**		
BBF		103,191.68	103,191.68	
				0.00
MMV9903	**MVAR 9903 DOC (0620)**	**-24,914.00**		
BBF		0.00	24,914.00	
				-24,914.00
MMV9910	**MVAR-9910 DLL-(0620)**	**-5,335.39**		
BBF		136,564.00	141,899.39	
				-5,335.39
MMV9A00	**MVAR Dept of Parks & Tourisn**	**-443,808.01**		
BBF		6,051,080.24	6,494,888.25	
				-443,808.01
MMV9C00	**MVAR AR Dept of Eviron Quali**	**-43,816.80**		
BBF		908,700.79	952,517.59	
				-43,816.80
MMV9D00	**MVAR 950 Law Enfrc Trng Aca**	**0.00**		
BBF		33,989.00	33,989.00	
				0.00
MMV9E00	**MVAR Crime Lab**	**0.00**		
BBF		124,049.65	124,049.65	
				0.00
MMV9F00	**MVAR State Police**	**-3,165,505.47**		
BBF		42,855,120.72	46,020,626.19	
				-3,165,505.47
MMV9G00	**MVAR Military**	**-104,502.00**		
BBF		861,909.44	966,411.44	
				-104,502.00
MMV9I00	**MVAR AR Crime Information C**	**-1,000.00**		
BBF		124,431.50	125,431.50	
				-1,000.00
MMV9J00	**MVAR 995 Off Of Emergency S**	**0.00**		
BBF		621,612.00	621,612.00	
				0.00
MMV9L00	**MVAR-370 AR Punlic Emp Ret**	**0.00**		
BBF		24,389.00	24,389.00	
				0.00
MMV9M00	**MVAR-9914Dept Trans&Shar S**	**0.00**		
BBF		36,458.00	36,458.00	
				0.00
MNA0100	**Information Network of AR-Op**	**-2,229,571.47**		
BBF		2,042,617.61	4,272,189.08	
				-2,229,571.47
MNA0OLD	**Mna-Old**	**0.00**		
BBF		4,000.00	4,000.00	
				0.00

Fund / Type	Fund Description / Type Description	Beginning Balance / Debits	Credits	Ending Balance
MNM0000	**NewMarketPerfGuar (0790)**	**-142,265.48**		
BBF		733,515.15	875,780.63	
				-142,265.48
MNU0000	**Umilical Cord Blood 777/09**	**-165.00**		
BBF		199,521.69	199,686.69	
				-165.00
MOA0000	**DFA Rev-Property Tax Relief**	**0.00**		
BBF		1,132,430.66	1,132,430.66	
				0.00
MOA0OLD	**Moa-Old**	**0.00**		
BBF		256,036.86	256,036.86	
				0.00
MPC0000	**DFA Purchase Card Prog**	**0.00**		
BBF		16,932,115.84	16,932,115.84	
				0.00
MPC0001	**Purchase/Travel Card**	**0.00**		
BBF		2,996,007.81	2,996,007.81	
				0.00
MPC9140	**Purchase/Travel Card 19-5-122**	**-799,432.73**		
BBF		1,839,261.36	2,638,694.09	
				-799,432.73
MPD0000	**Public Defender Fund**	**0.00**		
BBF		171.17	171.17	
				0.00
MPH0000	**Property Sales Holding**	**-336.87**		
BBF		48,158,966.49	48,159,303.36	
				-336.87
MPH0001	**Property Sales Holdg**	**0.00**		
BBF		3,441,470.39	3,441,470.39	
				0.00
MPH0100	**Property Sales Holding**	**0.00**		
BBF		12,229,134.86	12,229,134.86	
				0.00
MPH0101	**Property Sales Holdg**	**0.00**		
BBF		970,464.83	970,464.83	
				0.00
MPH0200	**Property Sales Holding**	**-290,386.78**		
BBF		37,745,273.70	38,035,660.48	
				-290,386.78
MPH0OLD	**Mph-Old**	**0.00**		
BBF		49,732.94	49,732.94	
				0.00
MPH9140	**Stwd SS Prop Sales Hold OSP**	**-562,174.85**		
BBF		1,580,920.16	2,143,095.01	
				-562,174.85
MPH9141	**Stwd SS Prop Sales Hold ODP**	**-226,370.73**		
BBF		8,321,845.30	8,556,846.24	
				-235,000.94
MPH9142	**Marketing & Redistribution Re**	**-399,806.33**		
BBF		0.00	399,806.33	

Fund / Type	Fund Description / Type Description	Beginning Balance / Debits	Credits	Ending Balance
				-399,806.33
MPL0000	**Lead Base Paint Hazard**	**0.00**		
BBF		282,099.52	282,099.52	
				0.00
MPL0100	**Lead Base Paint Hazard**	**0.00**		
BBF		86,976.25	86,976.25	
				0.00
MPL0645	**Lead Based Paint Haz (0645)**	**-373,355.77**		
BBF		1,776.54	375,398.39	
				-373,621.85
MPO0100	**Motion Picture Office**	**0.00**		
BBF		273.94	273.94	
				0.00
MPR0100	**Publication Dev/Resale Revolv**	**-3,219.31**		
BBF		46,598.83	49,818.14	
				-3,219.31
MPS0000	**Pub Sa Equip Grt Prog16-5-12**	**-2,988.62**		
BBF		497,165.10	500,153.72	
				-2,988.62
MPT0100	**AR Parks & Trsm-Parks Div**	**-651,372.02**		
BBF		11,414,949.32	12,066,321.34	
				-651,372.02
MPT0200	**AR Parks & Trsm-Outdoor Grn**	**-8,740,167.29**		
BBF		10,318,782.22	19,602,530.58	
				-9,283,748.36
MPT0OLD	**Mpt-Old**	**0.00**		
BBF		110,407.68	110,407.68	
				0.00
MPW0000	**AR Port&Waterway Dev Grant**	**-2,203,496.99**		
BBF		5,282,210.50	7,485,707.49	
				-2,203,496.99
MQA0000	**Quick Action Closing Act 510/(**	**-96,012,838.24**		
BBF		217,492,513.30	313,505,351.54	
				-96,012,838.24
MRC0000	**Quick Copy Srv Ctr**	**0.00**		
BBF		168.54	168.54	
				0.00
MRC0100	**Quick Copy Srv Ctr-Oprs**	**0.00**		
BBF		2,681,173.98	2,681,173.98	
				0.00
MRC0OLD	**Mrc-Old**	**0.00**		
BBF		14,027.33	14,027.33	
				0.00
MRD0000	**RainyDay Act 1084/2017**	**-6,337,144.85**		
BBF		578,561,038.24	584,898,183.09	
				-6,337,144.85
MRDEXLS	**Ex/Leg Setaside (0620)**	**0.00**		
BBF		52,000,000.00	52,000,000.00	
				0.00
MRDHOLD	**Rainy Day Holding 19-5-1262**	**0.00**		

Fund	Fund Description	Beginning Balance		Ending Balance
Type	Type Description	Debits	Credits	
BBF		2,444,315.50	2,444,315.50	
				0.00
MRDPDOB	**Priority/Debt Ob (0620)**	**0.00**		
BBF		215,169,598.00	215,169,598.00	
				0.00
MRE0400	**SBS Real Estate-Acq/Maint-(35**	**0.00**		
BBF		601,182.91	601,182.91	
				0.00
MRE0401	**DFA Build Auth RE (615)**	**-842,528.67**		
BBF		2,079,600.30	2,922,128.97	
				-842,528.67
MRF0000	**Rural Fire Protection-Relv-(41**	**0.00**		
BBF		23,731.00	23,731.00	
				0.00
MRF0100	**Rural Fire Protection-Operatio**	**0.00**		
BBF		4,898,886.32	4,898,886.32	
				0.00
MRF0101	**Rural Fire Protection 19-5-1010**	**-538,154.58**		
BBF		10,020,648.30	10,559,722.82	
				-539,074.52
MRF0OLD	**Mrf-Old**	**0.00**		
BBF		37,468.97	37,468.97	
				0.00
MRH0000	**Rural Health Service Revolving**	**0.00**		
BBF		65.15	65.15	
				0.00
MRH0100	**Rural Health Service Revolving**	**0.00**		
BBF		1,516,437.72	1,516,437.72	
				0.00
MRH0OLD	**Mrh-Old**	**0.00**		
BBF		151,733.17	151,733.17	
				0.00
MRI0000	**Rural Physician Incentive**	**0.00**		
BBF		220,000.00	220,000.00	
				0.00
MRM0000	**Rural Medical Clinic Loan**	**0.00**		
BBF		23,330.42	23,330.42	
				0.00
MRM0200	**Rural Medical Clinic Loan**	**0.00**		
BBF		746,019.42	746,019.42	
				0.00
MRN0000	**AR River Nav Sys 19-5-1264**	**-5,450,634.00**		
BBF		270,000.00	5,720,634.00	
				-5,450,634.00
MRP0000	**DHS-Medicain Rebate Revl**	**0.00**		
BBF		957,755.47	957,755.47	
				0.00
MRP0100	**DHS-MEDICAID REBATE REVO**	**0.00**		
BBF		3,779,816,860.90	3,789,118,589.69	
				-9,301,728.79

Fund / Type	Fund Description / Type Description	Beginning Balance / Debits	Credits	Ending Balance
MRR0000	**Restricted Reserve Fund (061(**	**-17,158,003.00**		
BBF		1,261,528,610.19	1,278,686,613.19	
				-17,158,003.00
MRRASPV	**ASP Vehicles 3/5Vote**	**-3,000,000.00**		
BBF		0.00	3,000,000.00	
				-3,000,000.00
MRRDCLP	**DOC Lease Payments**	**0.00**		
BBF		14,105,000.00	14,105,000.00	
				0.00
MRRESPS	**Econ Stimulus Prog**	**0.00**		
BBF		5,800,000.00	5,800,000.00	
				0.00
MRREXLG	**Exec/Leg 3/5 Vote**	**-50,000,000.00**		
BBF		97,627,819.00	147,627,819.00	
				-50,000,000.00
MRRHOLD	**Restrict Reserve Hold19-5-126**	**-0.50**		
BBF		2,542,362.50	2,542,363.00	
				-0.50
MRRURRM	**Unallocated RR Maj**	**-17,794,690.77**		
BBF		15,510,891.00	33,305,581.77	
				-17,794,690.77
MSB0000	**Minority&Women Owned Buss**	**-494,991.56**		
BBF		118,706.49	814,945.39	
				-696,238.90
MSB0100	**MWOB Assis, Enterp,Dev,Pron**	**-3,169.34**		
BBF		6,339.10	9,508.44	
				-3,169.34
MSD0000	**Skills Development 19-5-1267**	**-31,201,978.54**		
BBF		21,714,513.51	52,911,092.05	
				-31,196,578.54
MSD0100	**Skills Development Admin**	**-729,237.09**		
BBF		4,577,810.75	5,307,003.56	
				-729,192.81
MSH0000	**Safe Harbor Exploited Childre**	**-74,377.24**		
BBF		0.00	74,377.24	
				-74,377.24
MSR0100	**St Military Sp Revl**	**-239,283.06**		
BBF		884,311.02	1,123,594.08	
				-239,283.06
MST0000	**Arkansas Acceleration Act706**	**0.00**		
BBF		2,500,151.40	2,500,151.40	
				0.00
MST0100	**AEDC-AR Acceleration (790)**	**-503,076.77**		
BBF		24,763,797.59	25,266,874.36	
				-503,076.77
MTA0000	**Miscellaneous Revolving**	**-81,314.48**		
BBF		27,149,907.06	27,150,170.52	
				-263.46
MTA0053	**Crime Victims Emer Proc (005**	**0.00**		
BBF		100,000.00	100,000.00	

Fund / Type	Fund Description / Type Description	Beginning Balance / Debits	Credits	Ending Balance
				0.00
MTA0100	**Misc Revl-Gov Office-Emerg P**	**0.00**		
BBF		29,635.24	29,635.24	
				0.00
MTA0200	**Misc Revl-Claims Commission**	**0.00**		
BBF		164,759.69	164,759.69	
				0.00
MTA0201	**Misc Revl-Widow/Depnd Chldr**	**-470,348.24**		
BBF		26,314,004.49	26,784,352.73	
				-470,348.24
MTA0202	**Death Benefit Agency (0360)**	**-25,000.00**		
BBF		594,444.45	619,444.45	
				-25,000.00
MTA0245	**Massage Therapy (0245)**	**0.00**		
BBF		60,000.00	60,000.00	
				0.00
MTA0300	**DFA-Miscellaneous Revl-Reve**	**-93,337.70**		
BBF		282,146,077.61	282,243,445.94	
				-97,368.33
MTA0301	**Sales/Use Tax Refunds (0630)**	**-15,343,468.80**		
BBF		1,230,730,054.55	1,246,467,149.90	
				-15,737,095.35
MTA0302	**Motor Fuel Tax Ref (0630)**	**-97,237.77**		
BBF		12,258,127.94	12,324,047.57	
				-65,919.63
MTA0303	**Natl Gas Sev Tax Ref (0630)**	**-4,862.66**		
BBF		9,263,715.91	9,268,578.57	
				-4,862.66
MTA0304	**Alcohol Tax Refunds (0630)**	**-55,671.35**		
BBF		2,595,651.97	2,651,323.32	
				-55,671.35
MTA0305	**Soft Drink Tax Refunds (0630)**	**-4,412.86**		
BBF		5,569,555.29	5,573,968.15	
				-4,412.86
MTA0306	**Cigarette/Tobacco Tax Ref 063**	**-2,926.75**		
BBF		3,548,383.73	3,551,310.48	
				-2,926.75
MTA0307	**Severance Tax Refunds (0630)**	**-13,880.70**		
BBF		4,559,277.30	4,573,158.00	
				-13,880.70
MTA0308	**Amusement Tax Refunds (063**	**-172.50**		
BBF		21,888.90	22,061.40	
				-172.50
MTA0309	**Vending Device Refunds (0630**	**-50,542.50**		
BBF		355,650.06	406,192.56	
				-50,542.50
MTA0310	**Beef Council Refunds (0630)**	**0.00**		
BBF		7,233.74	7,233.74	
				0.00
MTA0311	**Swine Disease Refunds (0630)**	**0.00**		

Fund	Fund Description	Beginning Balance			Ending Balance
Type	Type Description	Debits		Credits	
BBF		6,936.06		6,936.06	
					0.00
MTA0313	**Corn/Grain/Sorgum Refund (0**		**-2,278.83**		
BBF		45,279.29		47,558.12	
					-2,278.83
MTA0314	**Rice Assessment Refund (063**		**-865.91**		
BBF		189,688.69		190,554.60	
					-865.91
MTA0315	**Soybean Assessment Refund**		**-48.26**		
BBF		361,161.91		361,210.17	
					-48.26
MTA0316	**Wheat Assessment Refund (06**		**-1,149.04**		
BBF		27,325.08		28,474.12	
					-1,149.04
MTA0317	**Craft Trng Permits Refund 063**		**-15,996.94**		
BBF		143,607.48		159,604.42	
					-15,996.94
MTA0318	**Telephone Tariff (0630)**		**-1,432.86**		
BBF		19,402.44		20,835.30	
					-1,432.86
MTA0319	**WasteTireFeeRefund (0630)**		**-4,142.22**		
BBF		286,904.06		291,046.28	
					-4,142.22
MTA0321	**Bingo Tax/Fee Refunds**		**-115.00**		
BBF		10,557.66		10,672.66	
					-115.00
MTA0322	**Misc Revol RET Tx/AdVal (063**		**-40,390.80**		
BBF		1,195,776.20		1,236,107.60	
					-40,331.40
MTA0323	**Fantasy Game Refunds 19-5-1**		**-1.30**		
BBF		3,380.31		3,381.61	
					-1.30
MTA0324	**Casino Gaming Refunds (0630**		**0.00**		
BBF		155.50		155.50	
					0.00
MTA0325	**Car Wash Refunds 19-5-1009**		**-1,167.97**		
BBF		4,270.48		5,438.45	
					-1,167.97
MTA0326	**Corp Fran Tax Ref 19-5-1009**		**-6,875.51**		
BBF		52,055.64		58,931.15	
					-6,875.51
MTA0385	**EM Gov Proc-em (0385)**		**0.00**		
BBF		217,027.35		217,027.35	
					0.00
MTA03DS	**Misc Revolv DrvSvcs (0630)**		**-251,267.50**		
BBF		1,067,101.90		1,318,628.40	
					-251,526.50
MTA03MV	**MiscRevolv MotorVeh (0630)**		**-3,995,025.25**		
BBF		20,090,729.12		24,067,083.51	
					-3,976,354.39

Fund / Type	Fund Description / Type Description	Beginning Balance / Debits	Credits	Ending Balance
MTA03P1	**Pending SalesTax Refunds (06**	**0.00**		
BBF		118,226.83	118,226.83	
				0.00
MTA0400	**Misc Revolving Insurance Dep**	**0.00**		
BBF		8,766.00	8,766.00	
				0.00
MTA0401	**Misc Revl-Ins Dept-Pub Sch Cl**	**-430,569.06**		
BBF		14,358,371.80	14,788,907.87	
				-430,536.07
MTA0402	**Misc Revl-Ins Dept-Co Claims**	**-30,073.44**		
BBF		2,597,311.90	2,627,385.34	
				-30,073.44
MTA0403	**Misc Revl-Ins Dept-City Claims**	**-276,268.27**		
BBF		3,895,210.40	4,171,478.67	
				-276,268.27
MTA0404	**Misc Revl-Ins Dept-Overpayme**	**-1,580,990.27**		
BBF		135,601,657.07	137,180,647.34	
				-1,578,990.27
MTA0501	**L/P M R 4 State Indemnities § '**	**0.00**		
BBF		5,000.00	5,000.00	
				0.00
MTA0655	**Misc Rev OHIT (0655)**	**0.00**		
BBF		150,000.00	150,000.00	
				0.00
MTA0885	**Historic Art Museum**	**0.00**		
BBF		10,000.00	10,000.00	
				0.00
MTA0950	**EM Gov Proc (0950)**	**0.00**		
BBF		50,000.00	50,000.00	
				0.00
MTA0995	**Gov Proc EM12-05 19-5-1009**	**0.00**		
BBF		101,999.35	101,999.35	
				0.00
MTA0OLD	**Mta-Old**	**0.00**		
BBF		2,419,569.59	2,419,569.59	
				0.00
MTA1600	**Aetn Veteran Project Misc Rev**	**0.00**		
BBF		9,626.94	9,626.94	
				0.00
MTA2000	**Misc Revl-777 Emrg Proc-(620)**	**0.00**		
BBF		3,397,050.00	3,397,050.00	
				0.00
MTA2001	**Misc Rev-Emrg Procl**	**-79,300.00**		
BBF		6,044,423.10	6,123,723.10	
				-79,300.00
MTA2100	**Misc Revl-St Empl Blkt Bnd Pr**	**-825.61**		
BBF		3,100,861.55	3,101,687.16	
				-825.61
MTA4550	**S&W Emergency Proclamatior**	**0.00**		
BBF		30,000.00	30,000.00	

Fund / Type	Fund Description / Type Description	Beginning Balance / Debits	Credits	Ending Balance
				0.00
MTA5500	**Buffalo Gnat Misc Revolving(0**	**0.00**		
BBF		8,000.00	8,000.00	
				0.00
MTA5900	**Misc Revl-Auditor Unclaimed I**	**-14,282.88**		
BBF		7,115,734.49	7,130,017.37	
				-14,282.88
MTA6300	**Misc Rev-Corp Fees & Tax Ref**	**-77,053.81**		
BBF		7,248,040.31	7,323,594.12	
				-75,553.81
MTB0100	**Title Ins Agents Lic Bd-Oprs**	**0.00**		
BBF		651,559.54	651,559.54	
				0.00
MTR0000	**Building Trades Revolving**	**0.00**		
BBF		306,571.53	306,571.53	
				0.00
MTR0100	**Building Trades Rev Family**	**0.00**		
BBF		394,613.03	394,613.03	
				0.00
MTR0200	**Building Trades Revolving**	**0.00**		
BBF		441.50	441.50	
				0.00
MTR0300	**Building Trades Revolving**	**0.00**		
BBF		6,100.00	6,100.00	
				0.00
MUI0000	**Unemploy Ins Adm §19-5-1230**	**-16,297,935.97**		
BBF		57,880,549.29	74,178,485.26	
				-16,297,935.97
MUI0100	**Unempl Insurance Modernizati**	**-23,828,072.79**		
BBF		2,500,000.00	27,060,241.06	
				-24,560,241.06
MUP0100	**AR Unpaved Rds Prog 19-5-12**	**0.00**		
BBF		715,000.00	715,000.00	
				0.00
MUP0101	**Unpaved Roads Prog**	**-305,324.00**		
BBF		594,676.00	900,000.00	
				-305,324.00
MWA0000	**Geology Map Resale Revolvin**	**0.00**		
BBF		47.20	47.20	
				0.00
MWA0100	**Geology Map Resale Revolvin**	**-53,545.38**		
BBF		619,293.03	673,150.48	
				-53,857.45
MWA0OLD	**Mwa-Old**	**0.00**		
BBF		3,370.72	3,370.72	
				0.00
MWF0000	**COUNTY ROAD CONST & MAI**	**0.00**		
BBF		1,557,308.29	1,557,308.29	
				0.00
MWH0000	**Federal Surplus Property**	**0.00**		

Fund	Fund Description	Beginning Balance		Ending Balance
Type	Type Description	Debits	Credits	
BBF		37,749.43	37,749.43	
				0.00
MWH0100	**Fed Surplus Property-Wrkforc**	**0.00**		
BBF		12,786,719.30	12,786,719.30	
				0.00
MWH0200	**ADEM Federal Surplus 1187/0**	**-380,161.16**		
BBF		22,944,254.17	23,389,545.91	
				-445,291.74
MWH0300	**FSP Warehouse Renov §19-11**	**0.00**		
BBF		1,368,698.36	1,368,698.36	
				0.00
MWH0400	**FSP-State Program 19-11-601**	**-58,389.57**		
BBF		118,824.59	177,214.16	
				-58,389.57
MWH0OLD	**Mwh-Old**	**0.00**		
BBF		39,204.47	39,204.47	
				0.00
MWI0000	**ESD-Welfare to Wk Init**	**0.00**		
BBF		159,392.78	159,392.78	
				0.00
MWJ0000	**AR Building Authority Maint**	**0.00**		
BBF		1,041.30	1,041.30	
				0.00
MWJ0100	**ABA Administration**	**0.00**		
BBF		143,078,259.53	143,078,259.53	
				0.00
MWJ0101	**DFA Build Auth Admin (615)**	**-10,133,052.77**		
BBF		92,322,079.18	102,424,272.49	
				-10,102,193.31
MWJ0200	**Justice Building Construction**	**0.00**		
BBF		8,317,002.10	8,317,002.10	
				0.00
MWJ0201	**Justice Bldg Oper (0615)**	**-121,278.06**		
BBF		3,926,714.56	4,047,899.06	
				-121,184.50
MWJ0300	**ABA Critical Maintenance**	**0.00**		
BBF		22,993,263.36	22,993,263.36	
				0.00
MWJ0301	**Critical Maintenance (615)**	**-4,471,484.49**		
BBF		15,602,033.01	20,073,517.50	
				-4,471,484.49
MWJ0400	**AR Services Center §19-5-104**	**0.00**		
BBF		1,447,911.49	1,447,911.49	
				0.00
MWJ0OLD	**Mwj-Old**	**0.00**		
BBF		266,093.63	266,093.63	
				0.00
MWP0000	**Solid Waste Performance Bon**	**-9,915.85**		
BBF		2,762,121.56	2,772,037.41	
				-9,915.85

Fund / Type	Fund Description / Type Description	Beginning Balance / Debits	Credits	Ending Balance
MWP0100	**Solid Waste Performance Bon**	**0.00**		
BBF		100,000.00	100,000.00	
				0.00
MWS0000	**Workforce Services § 19-5-123**	**-71,153.02**		
BBF		62,951,014.79	62,951,014.79	
				0.00
MWS0100	**Adult Education Oper 19-5-123**	**-361,473.04**		
BBF		3,482,420.93	3,843,893.97	
				-361,473.04
MWW0000	**Wastwater Licensing**	**-521,076.75**		
BBF		25,349,100.10	25,871,356.85	
				-522,256.75
MWW0100	**Wastwater Licensing**	**0.00**		
BBF		12,013,739.92	12,013,739.92	
				0.00
MWW0OLD	**Mww-Old**	**0.00**		
BBF		207.84	207.84	
				0.00
MYS0200	**Yth Srv-273 Acq Eqpt Exp**	**0.00**		
BBF		3,548,134.52	3,548,134.52	
				0.00
MYS0OLD	**Mys-Old**	**0.00**		
BBF		4,023.00	4,023.00	
				0.00
NAB0000	**DFA-ABC-Admin-Int Treas**	**0.00**		
BBF		140,008.46	140,008.46	
				0.00
NAC0000	**Admin Off Of Crts-Interest Tre**	**-111,412.63**		
BBF		882,148.65	993,561.28	
				-111,412.63
NAC0100	**AOC Drug Court (0023)**	**0.00**		
BBF		5,245.49	5,245.49	
				0.00
NAC0200	**Adm Office of Courts Treas Int**	**-220,140.72**		
BBF		724,122.01	944,387.73	
				-220,265.72
NAC0300	**AOC Court Mgmt Prog (0023)**	**-44,397.77**		
BBF		203,292.03	247,689.80	
				-44,397.77
NAC0500	**Court Automation Project (002**	**-10,988.48**		
BBF		284,011.52	295,000.00	
				-10,988.48
NAC0600	**Court Interpretors-Cash-Treas**	**-8,548.87**		
BBF		94,536.54	103,835.41	
				-9,298.87
NAC0700	**AOC Statewide Software Licer**	**-7,660.01**		
BBF		70,359.67	78,019.68	
				-7,660.01
NAC0900	**Additional Ct Security Grants**	**0.00**		
BBF		300,000.00	300,000.00	

Fund / Type	Fund Description / Type Description	Beginning Balance / Debits	Credits	Ending Balance
				0.00
NAD0000	**Agri Cash Operations (0400)**	**-1,488,622.35**		
BBF		958,312.37	2,446,922.27	
				-1,488,609.90
NAD0100	**Agri Cash Oper-Fair Cons Gra**	**-4,343.11**		
BBF		1,753,906.89	1,758,250.00	
				-4,343.11
NAG0000	**AG Cash Funds (0053)**	**0.00**		
BBF		125,298.63	125,298.63	
				0.00
NAG2015	**Cash Fund for AG FY2015**	**0.00**		
BBF		38.76	38.76	
				0.00
NAH0000	**Athletic Comm Restricted Res**	**-280,863.87**		
BBF		44,136.13	325,000.00	
				-280,863.87
NAI0000	**Architect/Landscape/Int Desig**	**-3,211,094.45**		
BBF		3,441,451.92	6,651,496.37	
				-3,210,044.45
NAL0000	**ALB Cash in Treasury (0210)**	**-151,140.59**		
BBF		68,721.43	219,540.31	
				-150,818.88
NAP0000	**Plant Board Treasury Cash(04**	**0.00**		
BBF		60,011.13	60,011.13	
				0.00
NAR0000	**Appraiser Lic & Cert Brd Treas**	**-1,222,828.51**		
BBF		2,072,382.05	3,293,164.71	
				-1,220,782.66
NAS0000	**Prosecut Coordinator Cash Tr**	**-688,762.63**		
BBF		381,966.42	1,002,464.92	
				-620,498.50
NAT0000	**AR St Athletic Trng Brd (0208)**	**-239,124.90**		
BBF		105,345.31	344,897.98	
				-239,552.67
NAU0000	**Board of Acupuncture 19-4-50**	**-32,113.70**		
BBF		5,711.70	37,825.40	
				-32,113.70
NBA0000	**ABA-AR Svcs Center (0350)**	**0.00**		
BBF		2,918,386.13	2,918,386.13	
				0.00
NBA0300	**CIT ABA Asbestos (0350)**	**0.00**		
BBF		3,298,820.14	3,298,820.14	
				0.00
NBA0301	**Cash in Treasury Asbestos**	**-2,911,104.44**		
BBF		324,345.89	3,235,450.33	
				-2,911,104.44
NBB0000	**Bail Bondsman Cash**	**-67,390.41**		
BBF		974,274.75	1,041,665.16	
				-67,390.41
NBC0000	**Cosmetology Bd-Interest Trea**	**0.00**		

Fund / Type	Fund Description / Type Description	Beginning Balance / Debits	Credits	Ending Balance
BBF		564,580.09	564,580.09	
				0.00
NBD0000	**state bank dept**	**0.00**		
BBF		47,389.72	47,389.72	
				0.00
NBE0000	**Barber Examiners Bd 50/09**	**-325,203.42**		
BBF		3,014,791.04	3,341,535.42	
				-326,744.38
NBF0000	**Burial Board (0215)**	**0.00**		
BBF		1,732,706.91	1,732,706.91	
				0.00
NBF0100	**Burial Board Guaranty (0215)**	**0.00**		
BBF		100,178.12	100,178.12	
				0.00
NBH0000	**Bd of Health Ed**	**0.00**		
BBF		5,218.30	5,218.30	
				0.00
NBO0000	**Board of Optomet Cash 19-4-5**	**-125,519.37**		
BBF		305,761.31	433,514.18	
				-127,752.87
NBP0000	**Psychology Bd Operations Cl**	**-811,672.42**		
BBF		1,305,643.36	2,117,315.78	
				-811,672.42
NBS0100	**Cemetery Operating Fund (042**	**-62,494.09**		
BBF		219,110.81	281,604.90	
				-62,494.09
NBS0200	**Cemetery Insolvent Loan Func**	**-180,157.85**		
BBF		2,600.00	183,157.85	
				-180,557.85
NBS0300	**Burial Operating Fund (0425)**	**-273,294.61**		
BBF		581,167.54	854,462.15	
				-273,294.61
NBS0400	**Burial Guarantee Fund (0425)**	**-106,429.67**		
BBF		0.00	106,429.67	
				-106,429.67
NBS0500	**Embalming & Fun Dir Oper Fu**	**-396,255.52**		
BBF		330,945.73	726,999.06	
				-396,053.33
NCA0000	**Assessment Coordination (049**	**-209,637.79**		
BBF		127,004.11	337,641.90	
				-210,637.79
NCB0000	**Cemetery Bd-Interest Treas**	**0.00**		
BBF		1,050,442.08	1,050,442.08	
				0.00
NCB0100	**CB Insolvent Loan Fund (0218**	**0.00**		
BBF		134,097.04	134,097.04	
				0.00
NCC0000	**ACC Residents Services (0485**	**-1,300,415.40**		
BBF		11,828,786.33	13,125,668.76	
				-1,296,882.43

Fund / Type	Fund Description / Type Description	Beginning Balance / Debits	Credits	Ending Balance
NCC0100	**DCC Central Commissary**	**0.00**		
BBF		1,133,326.95	1,133,326.95	
				0.00
NCC0200	**DCC SE Commissary**	**0.00**		
BBF		2,052,281.61	2,052,281.61	
				0.00
NCC0300	**DCC SW Commissary**	**0.00**		
BBF		3,138,405.47	3,138,405.47	
				0.00
NCC0400	**DCC NE Commissary**	**0.00**		
BBF		1,917,647.92	1,917,647.92	
				0.00
NCC0500	**ADCC TVP Commissary Malve**	**0.00**		
BBF		1,699,313.99	1,699,313.99	
				0.00
NCC0700	**Wash Co Resident Act 1286/07**	**0.00**		
BBF		463,480.22	463,480.22	
				0.00
NCC1000	**DCC Central Coinless**	**0.00**		
BBF		528,566.50	528,566.50	
				0.00
NCC1100	**DCC SE Coinless**	**0.00**		
BBF		1,390,678.74	1,390,678.74	
				0.00
NCC1200	**DCC SW Coinless**	**0.00**		
BBF		1,164,446.66	1,164,446.66	
				0.00
NCC1300	**DCC NE Coinless**	**0.00**		
BBF		924,990.29	924,990.29	
				0.00
NCC1500	**ADCC TVP Coinless Malvern**	**0.00**		
BBF		959,493.67	959,493.67	
				0.00
NCC1600	**DCC Cash Administration**	**-393,892.18**		
BBF		416,642.94	811,160.12	
				-394,517.18
NCC1700	**Wash Co Resident Act 1286/07**	**0.00**		
BBF		224,378.76	224,378.76	
				0.00
NCC2000	**Fed Asset Forfeit 5-64-505(4)**	**-36,727.45**		
BBF		144,792.72	181,520.17	
				-36,727.45
NCD0001	**ACIC-Sys Conf-Int Treas**	**-12,129.11**		
BBF		632,662.39	644,791.50	
				-12,129.11
NCD0003	**Scrap Metal Cash Fund**	**0.00**		
BBF		75,000.00	75,000.00	
				0.00
NCE0000	**Jag Grant-Cash in Treas (0590**	**0.00**		
BBF		240,000.00	240,000.00	

Fund / Type	Fund Description / Type Description	Beginning Balance / Debits	Credits	Ending Balance
				0.00
NCE0100	**Career Ed-LESO (0590)**	**0.00**		
BBF		482,403.02	482,403.02	
				0.00
NCE0101	**Law Enforce Support**	**-397,588.96**		
BBF		175,584.72	573,173.68	
				-397,588.96
NCE0200	**Career Coaches (0590)**	**0.00**		
BBF		258,500.00	258,500.00	
				0.00
NCE0300	**AR Works-Sch Dist Const (590**	**0.00**		
BBF		2,754,542.66	2,754,542.66	
				0.00
NCE0400	**Entergy Hope Grant (0590)**	**0.00**		
BBF		50,000.00	50,000.00	
				0.00
NCE0500	**SREB Paymt for Advance Car**	**-3,599.84**		
BBF		11,875.52	15,475.36	
				-3,599.84
NCE0600	**Grant The Ctr of Advance CTE**	**0.00**		
BBF		20,013.46	20,013.46	
				0.00
NCE0700	**Camp Couchdale Rainy Day R**	**-29,937.00**		
BBF		2,470,063.00	2,500,000.00	
				-29,937.00
NCE0800	**Professional Dev CTE Teacher**	**-137,844.35**		
BBF		255,682.15	393,526.50	
				-137,844.35
NCE0900	**Grant for Dev of CTE Courses**	**-110,347.89**		
BBF		371,727.01	482,074.90	
				-110,347.89
NCG0300	**Landslide Rsch (0420)**	**-119,434.13**		
BBF		740,942.59	860,376.72	
				-119,434.13
NCH0000	**Chiropractic Exam Brd (0265)**	**-790,489.53**		
BBF		1,592,556.93	2,383,282.71	
				-790,725.78
NCL0000	**Video Testifying (0955)**	**0.00**		
BBF		216,987.83	216,987.83	
				0.00
NCL0100	**Crime Lab Cash Operations**	**-202,820.17**		
BBF		51,179.83	254,000.00	
				-202,820.17
NCN0000	**Healthy Families America (022**	**0.00**		
BBF		818,422.75	818,422.75	
				0.00
NCO0000	**State Board of Coll Agens CIT**	**-1,624,546.34**		
BBF		1,709,255.55	3,399,591.89	
				-1,690,336.34
NCP0000	**Prosecutor CoordCashFund (0**	**0.00**		

Fund / Type	Fund Description / Type Description	Beginning Balance / Debits	Credits	Ending Balance
BBF		12,000.00	12,000.00	
				0.00
NCR0000	**Racing Comm Casino Holding**	**0.00**		
BBF		33,573,198.15	35,063,323.33	
				-1,490,125.18
NCS0000	**Supreme Court Cash (0032)**	**0.00**		
BBF		20,000.00	20,000.00	
				0.00
NCZ0000	**Capitol Zoning District (0315)**	**-1,149.89**		
BBF		0.00	1,149.89	
				-1,149.89
NDA0000	**Alcohol/Drug Abuse (0204)**	**-46,000.48**		
BBF		249,527.33	295,527.81	
				-46,000.48
NDB0000	**Dental Board-Cash in Treas**	**-3,444,133.89**		
BBF		1,474,950.23	4,926,221.26	
				-3,451,271.03
NDC0100	**ADC Inmate Telephone**	**-5,418,169.71**		
BBF		37,888,079.67	43,307,683.34	
				-5,419,603.67
NDC0200	**ADC Inmate Welfare**	**-15,648,297.01**		
BBF		188,118,881.61	203,758,081.77	
				-15,639,200.16
NDC0300	**ADC Work Release**	**-7,247,215.96**		
BBF		61,263,706.71	68,499,489.99	
				-7,235,783.28
NDC0400	**ADC Fire Station-Cash in Treas**	**-667.91**		
BBF		264,932.74	265,663.65	
				-730.91
NDC0500	**ADC Paws in Prison**	**-192,301.60**		
BBF		355,748.05	547,957.51	
				-192,209.46
NDC0600	**Medical Monetary Sanctions F**	**-2,121,419.57**		
BBF		1,301,262.42	3,422,091.43	
				-2,120,829.01
NDD0001	**Insurance-MM-Interest Treas**	**-54,795.89**		
BBF		387,626.90	442,422.79	
				-54,795.89
NDD0002	**Insurance-Travel-Interest Trea**	**-4,307.40**		
BBF		1,114,002.86	1,118,310.26	
				-4,307.40
NDD0003	**INS-Criminal Background Che**	**-10,731.69**		
BBF		954,719.17	965,450.86	
				-10,731.69
NDD0005	**REGULATORY CONTACTS (04**	**0.00**		
BBF		336,404.64	336,404.64	
				0.00
NDE0000	**Energy Efficiency Cash (0790)**	**0.00**		
BBF		6,987,616.59	6,987,616.59	
				0.00

Fund / Type	Fund Description / Type Description	Beginning Balance / Debits	Credits	Ending Balance
NDE0100	**RegionalPartnership Gr (0790)**	**0.00**		
BBF		250,000.00	250,000.00	
				0.00
NDE0200	**Clean Cities Coalition19-5-104**	**0.00**		
BBF		158,038.40	158,038.40	
				0.00
NDE0300	**Gaseous Fuels Rebate Prg (07**	**0.00**		
BBF		2,064,500.00	2,064,500.00	
				0.00
NDE0400	**EnergyPerfContractPrg (0790)**	**0.00**		
BBF		100,498.13	100,498.13	
				0.00
NDE0700	**AG-Grant-ArgentaCtr (0790)**	**0.00**		
BBF		50,000.00	50,000.00	
				0.00
NDE0800	**RURAL FIRE DEPT GRANTS (0**	**0.00**		
BBF		511,533.37	511,533.37	
				0.00
NDE0900	**RURAL SERV CONF CASH FD**	**-85,313.55**		
BBF		352,785.40	438,098.95	
				-85,313.55
NDE0901	**SMB CONFERENCE(0790)**	**-10.58**		
BBF		32,289.42	32,300.00	
				-10.58
NDE1000	**Law Enf Cash**	**-596.33**		
BBF		49,403.67	50,000.00	
				-596.33
NDH0008	**Trauma System Cash (0645)**	**0.00**		
BBF		200,000.00	200,000.00	
				0.00
NDHCV19	**COVID19 Emerg Resp Meia Ca**	**0.00**		
BBF		1,553,983.31	1,553,983.31	
				0.00
NDL0000	**Dietetics Lic. Brd Oper. Cash**	**-296,948.73**		
BBF		477,395.26	774,249.91	
				-296,854.65
NDP0001	**DFA-Gov Conf Family-Int Treas**	**-561.43**		
BBF		26,393.49	26,954.92	
				-561.43
NDP0002	**DFA-Gas Pipeline-Int Treas**	**-777,551.45**		
BBF		0.00	777,551.45	
				-777,551.45
NDP0003	**DFA-Drug Director-Int Treas**	**-186.70**		
BBF		5,112.47	5,299.17	
				-186.70
NDP0004	**Governor's Special Event Fun**	**0.00**		
BBF		651,052.72	651,052.72	
				0.00
NDP0005	**Gov Huckabee Transition-0620**	**0.00**		
BBF		25,000.00	25,000.00	

Fund / Type	Fund Description / Type Description	Beginning Balance / Debits	Credits	Ending Balance
				0.00
NDP0006	**Gov Beebe Transition-0620**	**0.00**		
BBF		25,000.00	25,000.00	
				0.00
NDP0007	**Albert Pike Area Disaster(0620**	**-6,033.27**		
BBF		91,771.87	97,805.14	
				-6,033.27
NDP0008	**Trial Court Asst Fnd Supp 062**	**-95,442.04**		
BBF		721,000.00	816,442.04	
				-95,442.04
NDP0009	**Fire Prevention Comm Gr (062**	**0.00**		
BBF		84,389.56	84,389.56	
				0.00
NDP0012	**Asbestos Settlement (0620)**	**-2,857.99**		
BBF		5,288,785.04	5,291,643.03	
				-2,857.99
NDP0013	**Disaster Donations**	**-34.10**		
BBF		0.00	34.10	
				-34.10
NDP0014	**2014 GovernorTransOut (0620)**	**-21,924.20**		
BBF		3,075.80	25,000.00	
				-21,924.20
NDP0015	**2014 Governor Trans In (0620)**	**-23,270.88**		
BBF		1,729.12	25,000.00	
				-23,270.88
NDP0016	**DFA ARK MED MARIJUANA AI**	**-540,231.43**		
BBF		29,082.66	569,314.09	
				-540,231.43
NDP0020	**Donations (0620)**	**-502,137.09**		
BBF		0.00	502,137.09	
				-502,137.09
NDPCV19	**COVID-19 Public Hlth Emerg R**	**0.00**		
BBF		108,466,028.16	108,466,028.16	
				0.00
NDR0100	**Fish&WildlifeConservGrant 02**	**-276,905.10**		
BBF		4,856,303.37	5,133,208.47	
				-276,905.10
NDR0101	**AEDC -RURAL SERV CASH GI**	**-394,308.44**		
BBF		117,224.93	511,533.37	
				-394,308.44
NDS0100	**Deaf School-Asbestos-Cash-T**	**0.00**		
BBF		12,852.76	12,852.76	
				0.00
NDW0001	**Labor-Wage/Hour-Int Treas**	**-265,137.71**		
BBF		1,826,130.37	2,089,680.82	
				-263,550.45
NDW0002	**Labor-Seminar/Conf-Int Treas**	**-66,573.45**		
BBF		512,577.63	579,151.08	
				-66,573.45
NEC0000	**Board Examiners In Counselin**	**-1,142,330.25**		

Fund	Fund Description	Beginning Balance		Ending Balance
Type	Type Description	Debits	Credits	
BBF		5,140,014.03	6,297,594.34	
				-1,157,580.31
NED0001	**ADE-Alt**	**-116,074.39**		
BBF		14,162,909.88	14,285,684.27	
				-122,774.39
NED0002	**ADE-ASMS-Interest Treas**	**0.00**		
BBF		1,048,873.09	1,048,873.09	
				0.00
NED0004	**ADE-Multiple-Int Treas**	**-1,388,956.88**		
BBF		17,897,644.90	19,286,601.78	
				-1,388,956.88
NED0005	**ADE-Carnegie Fndt-Int Treas**	**0.00**		
BBF		31,548.59	31,548.59	
				0.00
NED0006	**ADE-Medicaid-Int Treas**	**-78.77**		
BBF		111,642,363.10	111,642,441.87	
				-78.77
NED0007	**ADE-Gates Foundation Grant**	**0.00**		
BBF		1,253,404.79	1,253,404.79	
				0.00
NED0008	**ADE Fish/Wildlife Conserv (05**	**0.00**		
BBF		7,034,096.92	7,034,096.92	
				0.00
NED0010	**ADE Treas Cash For Conf Fee**	**-741,547.23**		
BBF		3,827,550.71	4,566,141.26	
				-738,590.55
NED0011	**DOE-NGA HNR ST GR PRG-05**	**0.00**		
BBF		2,000,608.73	2,000,608.73	
				0.00
NED0012	**AR Medicaid Admin Claims**	**-3,301,488.67**		
BBF		244,873,180.38	248,174,669.05	
				-3,301,488.67
NED0013	**Pro Lic Standards Brd (0500)**	**-658,054.91**		
BBF		11,615,329.93	12,273,384.84	
				-658,054.91
NED0014	**Teacher Housing Dev 1420/09**	**0.00**		
BBF		249,647.95	249,647.95	
				0.00
NED0015	**Opn Enrollmnt Chrter Sch (05**	**-202,017.82**		
BBF		1,427,060.40	1,629,078.22	
				-202,017.82
NED0016	**LR Deseg Escrow Acct (0500)**	**-1,726,123.78**		
BBF		1,858,922.18	3,585,045.96	
				-1,726,123.78
NED0017	**Succ Sch-Cash (0500)**	**0.00**		
BBF		5,764,600.00	5,764,600.00	
				0.00
NED0018	**Computer Science (0500)**	**-11,904.84**		
BBF		335,927.06	347,831.90	
				-11,904.84

Fund / Type	Fund Description / Type Description	Beginning Balance / Debits	Credits	Ending Balance
NED0019	**Computer Sales (0500)**	**-4,542.93**		
BBF		3,244.65	7,787.58	
				-4,542.93
NEF0000	**E&FD Board (0233)**	**0.00**		
BBF		1,576,296.44	1,576,296.44	
				0.00
NEG0000	**Prof Geologist-Interest Treas**	**-16,904.10**		
BBF		823,773.27	839,695.03	
				-15,921.76
NEH0000	**AR Public Defender Commis C**	**-732,769.24**		
BBF		269,729.74	1,002,498.98	
				-732,769.24
NEM0001	**ADEM-Radiological Emrg-Int T**	**-125,516.10**		
BBF		523,761.72	649,277.82	
				-125,516.10
NEM0002	**ADEM-Oprs-Int Treas**	**-202,566.03**		
BBF		1,097,928.23	1,300,494.26	
				-202,566.03
NEM0003	**ADEM-EOC Construction**	**0.00**		
BBF		1,577,814.51	1,577,814.51	
				0.00
NEM0004	**Governor Emer Proclam (0995**	**-1.04**		
BBF		49,998.96	50,000.00	
				-1.04
NEM0005	**Healthier Arkansas (0995)**	**-5.00**		
BBF		2,034.16	2,039.16	
				-5.00
NEM0006	**911 Rural Enhance-Cash in Tre**	**-1,141,082.63**		
BBF		25,874,189.90	27,014,525.71	
				-1,140,335.81
NEM0007	**School Panic Button (0995)**	**-1,154.41**		
BBF		1,798,845.59	1,800,000.00	
				-1,154.41
NEM0009	**State Farm Earthquake (0995)**	**-8.73**		
BBF		4,991.27	5,000.00	
				-8.73
NEM0010	**ADEM AWIN Cash**	**-4,938,256.34**		
BBF		15,434,298.68	20,377,654.09	
				-4,943,355.41
NEM0011	**Public Safety Admin**	**-131,168.73**		
BBF		303,236.87	434,040.00	
				-130,803.13
NEM0012	**Levee Mitigation Cash (0995)**	**-2,023,296.20**		
BBF		8,015,107.51	10,038,403.71	
				-2,023,296.20
NEQ0100	**Energy Efficien Ark Prog Cash**	**-910,382.22**		
BBF		2,250,710.67	3,161,092.89	
				-910,382.22
NEQ0200	**Clean Cities Coalition19-4-503**	**-220,518.42**		
BBF		1,418.33	221,936.75	

Fund / Type	Fund Description / Type Description	Beginning Balance / Debits	Credits	Ending Balance
				-220,518.42
NEQ0300	**Gaseous Fuels Rebate Progra**	**-465,557.47**		
BBF		0.00	465,557.47	
				-465,557.47
NEQ0400	**Energy Perf Contact Program**	**-498,016.64**		
BBF		0.00	498,016.64	
				-498,016.64
NES0000	**PELS Treasury Pay**	**-1,596,359.71**		
BBF		10,938,224.35	12,535,935.47	
				-1,597,711.12
NET0001	**ETV-Oprs-Interest Treas**	**-931,265.98**		
BBF		53,809,185.01	54,803,795.52	
				-994,610.51
NET0002	**ETV-Cmty Serv Grnt A-Int Trea**	**-2,259,643.47**		
BBF		38,421,108.40	40,680,705.07	
				-2,259,596.67
NET0003	**ETV-ADE Prof Dev (0516)**	**-937,549.65**		
BBF		41,745,860.40	42,675,573.13	
				-929,712.73
NFA0001	**DFA Internal Audit**	**0.00**		
BBF		187,641.48	187,641.48	
				0.00
NFA0002	**DFA-Reg Books-Int Treas**	**0.00**		
BBF		320.90	320.90	
				0.00
NFA0003	**DFA-Training-Int Treas**	**0.00**		
BBF		1,315,350.12	1,315,350.12	
				0.00
NFA0004	**DFA-EBD-Cash Fund**	**0.00**		
BBF		4,827,629.66	4,827,629.66	
				0.00
NFA0005	**DFA-Prntg/Seminars-Int Treas**	**0.00**		
BBF		16,058.20	16,058.20	
				0.00
NFA0007	**DFA-Vendor Fees-Int Treas**	**0.00**		
BBF		1,375,132.95	1,375,132.95	
				0.00
NFA0009	**DFA-Boards & Comm. Semina**	**0.00**		
BBF		8,704.67	8,704.67	
				0.00
NFA0010	**DFA OSP Rebates**	**0.00**		
BBF		5,080,496.54	5,080,496.54	
				0.00
NFA0011	**DFA EBD CMS**	**0.00**		
BBF		3,760,460.49	3,760,460.49	
				0.00
NFA0012	**IRC Treas Cash Conf Fee (061**	**-31,237.19**		
BBF		56,108.45	87,345.64	
				-31,237.19
NFA0013	**ODP-DHS Ext Proc Consult Tr**	**0.00**		

Fund	Fund Description	Beginning Balance		Ending Balance
Type	Type Description	Debits	Credits	
BBF		1,029,890.00	1,029,890.00	
				0.00
NFA0014	**DFA Epayables Rebates (0610)**	**-479,946.53**		
BBF		9,829.80	489,776.33	
				-479,946.53
NFA0103	**T/SS OPM Training**	**0.00**		
BBF		555,027.17	555,027.17	
				0.00
NFA0104	**T/SS EBD Misc Cash**	**0.00**		
BBF		514,694.14	514,694.14	
				0.00
NFA0107	**T/SS OSP Vendor Fees**	**0.00**		
BBF		462,852.49	462,852.49	
				0.00
NFA0109	**T/SS OPM Bd/Comm Sem**	**0.00**		
BBF		6,388.90	6,388.90	
				0.00
NFA0110	**T/SS OSP Rebates**	**0.00**		
BBF		2,165,784.08	2,165,784.08	
				0.00
NFA0111	**DFA EBD CMS (9914)**	**0.00**		
BBF		554,837.48	554,837.48	
				0.00
NFB0103	**Statewide SS-OPM Training**	**-365,647.45**		
BBF		199,682.41	565,329.86	
				-365,647.45
NFB0104	**Statewide SS-EBD Misc Cash**	**-102,110.73**		
BBF		848,716.94	950,827.67	
				-102,110.73
NFB0107	**Statewide SS OSP Vendor Fee**	**-2,319,160.38**		
BBF		0.00	2,319,160.38	
				-2,319,160.38
NFB0109	**Statewide SS OPM Bds&Com**	**-6,460.24**		
BBF		0.00	6,460.24	
				-6,460.24
NFB0110	**Statewide SS OSP Rebates**	**-381,215.10**		
BBF		2,830,589.62	3,209,668.60	
				-379,078.98
NFB0111	**Statewide SS EBD CMS**	**-143,244.95**		
BBF		1,005,168.50	1,148,413.45	
				-143,244.95
NFC0100	**Agri Dept AFC (0400)**	**-137.26**		
BBF		114,862.74	115,000.00	
				-137.26
NFH0000	**Education Cash in Treas (0229**	**0.00**		
BBF		48,372.38	48,372.38	
				0.00
NGC0000	**Geology Comm-Interest Treas**	**-1,212.82**		
BBF		8,733.53	9,946.35	
				-1,212.82

Fund / Type	Fund Description / Type Description	Beginning Balance / Debits	Credits	Ending Balance
NGC0100	**AGS Private Grants Cash/Trea**	**-1,769.70**		
BBF		15,730.30	17,500.00	
				-1,769.70
NGC0200	**Registrat Prof Geologist-CIT**	**-0.01**		
BBF		321,252.41	321,252.42	
				-0.01
NGM0000	**Governor's Mansion 609/09 S**	**-317,130.14**		
BBF		4,216,239.13	4,526,302.86	
				-310,063.73
NHD0000	**Hearing Instrument Disp**	**-83,529.79**		
BBF		61,978.29	145,630.40	
				-83,652.11
NHE0000	**SBHE-Interest-Treas (0700)**	**-188,386.15**		
BBF		3,212,830.77	3,390,267.52	
				-177,436.75
NHE0100	**College Goal Sunday (0700)**	**0.00**		
BBF		237,121.61	237,121.61	
				0.00
NHE0200	**Achieving the Dream (0700)**	**0.00**		
BBF		408,513.04	408,513.04	
				0.00
NHE0300	**Policy Sol-Adult Learners(070**	**0.00**		
BBF		139,708.50	139,708.50	
				0.00
NHE0400	**MahlonMartin Scholarship(070**	**-92,678.91**		
BBF		4,405.57	97,084.48	
				-92,678.91
NHE0500	**Statewide Conf-Higher Ed (070**	**-12,452.61**		
BBF		151,796.84	164,249.45	
				-12,452.61
NHE0600	**ADHE College Access Challen**	**0.00**		
BBF		1,030,819.31	1,030,819.31	
				0.00
NHE0700	**Complete College America (07**	**0.00**		
BBF		1,260,100.00	1,260,100.00	
				0.00
NHE0800	**ADHE Student Info System (07**	**-68,134.11**		
BBF		181,865.89	250,000.00	
				-68,134.11
NHE0900	**Career Coachees Prog-Tanf**	**0.00**		
BBF		93,115.46	93,115.46	
				0.00
NHE1000	**ADHE EngageAr Admin Funds**	**-121,424.03**		
BBF		110,000.84	231,424.87	
				-121,424.03
NHE1100	**Grad Medical Residency Progr**	**-4,928.69**		
BBF		12,485,071.31	12,490,000.00	
				-4,928.69
NHS0102	**DHS-Vol-Citizens Part-Int Trea**	**0.00**		
BBF		61,359.82	61,359.82	

Fund / Type	Fund Description / Type Description	Beginning Balance / Debits	Credits	Ending Balance
				0.00
NHS0103	**DHS-Residents Benefits-Int Tr**	**-51,796.11**		
BBF		205,483.71	257,279.82	
				-51,796.11
NHS0104	**DHS Annie Casey Foundation**	**0.00**		
BBF		134,438.36	134,438.36	
				0.00
NHS0105	**Vision Exams&GlassesUniscC**	**0.00**		
BBF		205,000.00	205,000.00	
				0.00
NHS0110	**DHS-DCCEC-Int Treas**	**-44,853.75**		
BBF		130,686.64	175,540.39	
				-44,853.75
NHS0201	**DCO-Commodity Distr-Int Trea**	**0.00**		
BBF		740,253.83	740,253.83	
				0.00
NHS0202	**DCCECE Comm Dist**	**-95,024.14**		
BBF		65,918.29	160,942.43	
				-95,024.14
NHS0301	**DDS-Sch Lunch Srv-Int Treas**	**0.00**		
BBF		4,197,000.10	4,197,000.10	
				0.00
NHS0401	**Ash-Patients Benefits-Int Trea**	**-37,889.71**		
BBF		199,369.21	237,258.92	
				-37,889.71
NHS0403	**DHS-St Hosp Canteen-Int Trea**	**0.00**		
BBF		1,903,527.55	1,903,527.55	
				0.00
NHS0501	**DHS DAAS Blue & You Founda**	**0.00**		
BBF		303,023.50	303,023.50	
				0.00
NHS0701	**DO-At Risk Youth Grant (0710)**	**-449.41**		
BBF		24,963.42	25,412.83	
				-449.41
NIS0000	**DIS-CIT AWIN**	**0.00**		
BBF		948,120.44	948,120.44	
				0.00
NIT0000	**OIT Educ Ub Tech Task Force(**	**0.00**		
BBF		5,041.97	5,041.97	
				0.00
NIT0100	**OIT Agio Flood Ins Rate Maps-**	**0.00**		
BBF		90,343.34	90,343.34	
				0.00
NIT0200	**E-Portal Project (0475)**	**0.00**		
BBF		214,730.25	214,730.25	
				0.00
NLC0000	**Contractor's Lic Brd (0224)**	**-1,946,350.51**		
BBF		16,517,100.26	18,450,791.25	
				-1,933,690.99
NLC0100	**ContracDep lieu of PerfBd 022**	**-275,000.00**		

Fund / Type	Fund Description / Type Description	Beginning Balance / Debits	Credits	Ending Balance
BBF		158,580.92	433,580.92	
				-275,000.00
NLT0000	**Special Training - Cash (0950)**	**-116,816.16**		
BBF		183,619.69	299,997.51	
				-116,377.82
NMB0000	**AR State Med Board 19*-4-503**	**-11,530,989.28**		
BBF		0.00	11,552,520.27	
				-11,552,520.27
NMD0001	**Military-Oprs-Int Treas**	**-984,988.05**		
BBF		3,528,604.81	4,513,592.86	
				-984,988.05
NMD0002	**Military-Counterdrug-Int Treas**	**-164,381.94**		
BBF		220,477.56	384,859.50	
				-164,381.94
NMD0003	**Hazen Armory Cash**	**0.00**		
BBF		89,057.56	89,057.56	
				0.00
NMD0004	**Military-Drub Eradication**	**0.00**		
BBF		15,271.86	15,271.86	
				0.00
NMD0005	**Military Augusta Nat'L Guard C**	**0.00**		
BBF		38,036.22	38,036.22	
				0.00
NMD0006	**Military Wynne Nat'L Guard Ca**	**0.00**		
BBF		1,582.15	1,582.15	
				0.00
NMD0007	**Military Nat'L Guard Generator**	**0.00**		
BBF		101,515.90	101,515.90	
				0.00
NMD0008	**MIL TIMBER ACCOUNT**	**-161,032.74**		
BBF		933,961.25	1,094,993.99	
				-161,032.74
NMD0009	**AMD Chemical Stockpile Emer**	**0.00**		
BBF		277,327.36	277,327.36	
				0.00
NMD0010	**Disaster Assist (0975)**	**0.00**		
BBF		776,485.08	776,485.08	
				0.00
NMD0011	**Camp Robinson PublicUse (09**	**-4,792.86**		
BBF		291,256.38	296,049.24	
				-4,792.86
NMD0012	**Camp Robinson Trafc Crt (097**	**-14,066.62**		
BBF		17,533.88	31,600.50	
				-14,066.62
NMH0000	**Minority Hlth Cash/Treasury(0:**	**-116,368.53**		
BBF		529,384.58	645,753.11	
				-116,368.53
NMI0000	**OMIG-CASH (0035)**	**-7,198.20**		
BBF		866,107.90	873,306.10	
				-7,198.20

Fund / Type	Fund Description / Type Description	Beginning Balance / Debits	Credits	Ending Balance
NMK0000	**MLK-Treasury Cash (0318)**	**-6,447.22**		
BBF		410,716.76	417,163.98	
				-6,447.22
NMV0000	**MV Special Plates State (0630)**	**-156,802.56**		
BBF		13,055,293.51	13,219,508.64	
				-164,215.13
NMV0001	**MVSpecial PlatesNonState (06**	**-181,237.33**		
BBF		11,625,397.77	11,816,050.73	
				-190,652.96
NMV0002	**IRP Refunds (0630)**	**-4,933,938.34**		
BBF		2,661,193.99	7,877,981.81	
				-5,216,787.82
NMV0004	**Prepaid Wireless Col**	**-2,896.32**		
BBF		28,103,194.80	28,106,091.12	
				-2,896.32
NMV0005	**DFA REV-Asbestos-Cash in Tr**	**-4,478.33**		
BBF		63,973.94	68,452.27	
				-4,478.33
NNB0000	**ASNB Nurse Ed Workshop**	**-679.67**		
BBF		177,487.36	178,167.03	
				-679.67
NNB0100	**Bkgrnd Ck-Cash in Treasury02**	**0.00**		
BBF		1,602,334.25	1,602,334.25	
				0.00
NNB0200	**Nursing Scholar Loan 9/09**	**-122,437.10**		
BBF		722,260.15	844,697.25	
				-122,437.10
NNH0101	**DAH-DCC Interest Treas**	**0.00**		
BBF		468,084.32	468,084.32	
				0.00
NNH0102	**DAH-DCC Prof Resrv-Int Treas**	**0.00**		
BBF		476,044.17	476,044.17	
				0.00
NNH0110	**DAH-DCC Interest (0865)**	**-75,181.10**		
BBF		355,159.55	430,340.65	
				-75,181.10
NNH0130	**Buffalo Watershed Easement 8**	**-6,640.44**		
BBF		6,193,359.56	6,200,000.00	
				-6,640.44
NNH0201	**DAH AAC Treasury Cash**	**-287,626.82**		
BBF		2,727,294.25	3,014,921.07	
				-287,626.82
NNH0202	**SallyWilliams Artist Fd (0870)**	**-14,804.76**		
BBF		82,914.25	97,719.01	
				-14,804.76
NNH0301	**DAH-Old St House-Int Treas**	**0.00**		
BBF		249,557.57	249,557.57	
				0.00
NNH0302	**Ark Cmtve-Trapnall Hall-Int Tr**	**0.00**		
BBF		569,027.52	569,027.52	

Fund / Type	Fund Description / Type Description	Beginning Balance / Debits	Credits	Ending Balance
				0.00
NNH0303	**Ark Cmtve-Sp Exhibits-Int Trea**	**0.00**		
BBF		2,520.87	2,520.87	
				0.00
NNH0304	**Ark Cmtve-Gift Shop-Int Treas**	**0.00**		
BBF		327,714.87	327,714.87	
				0.00
NNH0310	**DAH-Old St Hs (0865)**	**-369.82**		
BBF		223,555.35	223,925.17	
				-369.82
NNH0320	**Ark Cmtve-Trapnall H (0865)**	**-766.95**		
BBF		147,144.45	147,911.40	
				-766.95
NNH0340	**Ark Cmtve-Gift Shop (0865)**	**-388,982.95**		
BBF		300,560.90	688,844.56	
				-388,283.66
NNH0401	**Historic Pres-Oprs-Int Treas**	**0.00**		
BBF		11,642.85	11,642.85	
				0.00
NNH0403	**DAH-Hist Pres Main Street Pro**	**0.00**		
BBF		121,386.09	121,386.09	
				0.00
NNH0404	**DAH-AHPP Cash in Treas (087**	**0.00**		
BBF		201,004.49	201,004.49	
				0.00
NNH0430	**DAH-Main Street (0865)**	**-13,981.68**		
BBF		18,952.25	32,933.93	
				-13,981.68
NNH0440	**DAH-AHPP Cash/Treas (0865)**	**-471,868.36**		
BBF		44,129.07	515,997.43	
				-471,868.36
NNH0450	**DAH-HPP Wolf House (0865)**	**-512.98**		
BBF		0.00	512.98	
				-512.98
NNH0501	**Ntl Hrtg-Stewardship-Int Treas**	**0.00**		
BBF		1,686,263.60	1,686,263.60	
				0.00
NNH0502	**Ntl Hrtg-Admin-Int Treas**	**0.00**		
BBF		7,405.70	7,405.70	
				0.00
NNH0503	**Ntl Hrtg-Oprs-Int Treas**	**0.00**		
BBF		220,676.66	220,676.66	
				0.00
NNH0510	**Ntl Hrtg-Stewardship (0865)**	**-458,529.21**		
BBF		1,908,688.23	2,667,217.44	
				-758,529.21
NNH0530	**Ntl Hrtg-Oprs (0865)**	**-61,230.78**		
BBF		16,307.52	77,538.30	
				-61,230.78
NNH0601	**ATR-Oprs-Int Treas**	**0.00**		

Fund	Fund Description	Beginning Balance		Ending Balance
Type	Type Description	Debits	Credits	
BBF		1,348,245.26	1,348,245.26	
				0.00
NNH0602	**ATR-Salaries-Int Treas**	**0.00**		
BBF		1,172,102.45	1,172,102.45	
				0.00
NNH0603	**ATR-Oprs-Int Treas**	**0.00**		
BBF		1,158,054.38	1,158,054.38	
				0.00
NNH0610	**ATR-Oprs (0865)**	**-76.80**		
BBF		141,269.44	141,346.24	
				-76.80
NNH0620	**ATR-Salaries (0865)**	**0.00**		
BBF		280,891.64	280,891.64	
				0.00
NNH0630	**ATR-Oprs (0865)**	**-163,833.05**		
BBF		361,158.41	524,991.46	
				-163,833.05
NNH0701	**DAH-CA-Cash in Treas (0865)**	**0.00**		
BBF		255,432.00	255,432.00	
				0.00
NNH0710	**DAH-St Archives Cash (0865)**	**-65,505.76**		
BBF		120,666.74	186,302.25	
				-65,635.51
NNH0901	**DAH Mosaic Templars Cash**	**0.00**		
BBF		1,800,657.10	1,800,657.10	
				0.00
NNH0910	**DAH Mos Tmplr Cash (0865)**	**-510,761.99**		
BBF		714,142.31	1,224,999.60	
				-510,857.29
NPB0000	**Pharmacy Ckg-Int Treas**	**-2,373,543.11**		
BBF		28,651,250.04	31,029,840.65	
				-2,378,590.61
NPB0100	**Pharmacy Student 772/09**	**0.00**		
BBF		951,968.80	951,968.80	
				0.00
NPB0200	**Loans/Scholarships (0283)**	**-3,983.55**		
BBF		1,099,058.93	1,103,042.48	
				-3,983.55
NPC0000	**Private Career Ed-Interest**	**0.00**		
BBF		45,077.26	45,077.26	
				0.00
NPC0100	**PCE Bond Refunds**	**0.00**		
BBF		62,946.44	62,946.44	
				0.00
NPC0200	**ADHE PVC Cash (0700)**	**-14,244.71**		
BBF		14.01	14,258.72	
				-14,244.71
NPD0000	**Database Parole Decisions 03**	**0.00**		
BBF		27,726.00	27,726.00	
				0.00

Fund / Type	Fund Description / Type Description	Beginning Balance / Debits	Credits	Ending Balance
NPH0000	**Board of Phys Therapy 19-4-5(**	**-379,883.32**		
BBF		332,987.04	712,868.44	
				-379,881.40
NPM0000	**Podiatry Medicine Board-Cash**	**-257,132.80**		
BBF		39.05	257,421.85	
				-257,382.80
NPS0000	**Brd Prof Soil Classifiers Cash**	**-15,990.13**		
BBF		9.05	16,039.18	
				-16,030.13
NPT0101	**PT-Tourism Oprs-Int Treas**	**-9,451.23**		
BBF		278,467.01	287,918.24	
				-9,451.23
NPT0102	**PT-Hall of Fame-Int Treas**	**0.00**		
BBF		141,684.55	141,684.55	
				0.00
NPT0104	**PT-Sweep-Int Treas**	**-10,821,145.07**		
BBF		578,082,919.20	588,832,138.77	
				-10,749,219.57
NPT0105	**PT-Bond Redemp-Int Treas**	**0.00**		
BBF		2,335,585.61	2,335,585.61	
				0.00
NPT0106	**PT Trails for Life Grants**	**0.00**		
BBF		3,292,062.44	3,292,062.44	
				0.00
NPT0201	**History Comm-Oprs-Int Treas**	**0.00**		
BBF		664,261.18	664,261.18	
				0.00
NPT0204	**War Memorial Cash (0900)**	**-547,037.17**		
BBF		7,711,929.80	8,257,962.61	
				-546,032.81
NPT0904	**ASP Spec License Plate Rever**	**-939,906.08**		
BBF		614.62	941,325.63	
				-940,711.01
NRC0000	**RACING LIC APPL (0631)**	**-544,974.74**		
BBF		2,276,399.80	2,829,239.54	
				-552,839.74
NRC0100	**Compulsive Gamb Disorder Pı**	**-200,943.41**		
BBF		0.00	200,943.41	
				-200,943.41
NRE0001	**Real Estate-Int Treas**	**-1,884,730.87**		
BBF		23,461,803.31	25,342,417.99	
				-1,880,614.68
NRE0002	**Real Estate-Ckg-Int Treas**	**-839,381.18**		
BBF		1,188,812.17	2,028,193.35	
				-839,381.18
NRF0000	**Bd Reg Foresters Op (0239)**	**-99,469.99**		
BBF		273,776.40	372,218.54	
				-98,442.14
NRS0001	**Rehab-Tech Eqpt-Int Treas**	**-1,342,356.74**		
BBF		4,151,748.78	5,494,105.52	

Fund / Type	Fund Description / Type Description	Beginning Balance / Debits	Credits	Ending Balance
				-1,342,356.74
NRS0002	**Rehab-HSRC Oprs-Int Treas**	**-325,595.13**		
BBF		10,807,897.76	11,133,472.85	
				-325,575.09
NSA0000	**Brd Examiners Speech-Lang 0**	**-2,251,184.47**		
BBF		963,856.19	3,257,220.66	
				-2,293,364.47
NSB0001	**Sanitarians Board Cash In Tre**	**0.00**		
BBF		65,548.33	65,548.33	
				0.00
NSC0001	**Spinal Cord-Take Cntrl-Interes**	**-106,112.83**		
BBF		225,825.76	331,938.59	
				-106,112.83
NSC0002	**Spinal Cord-Reg Funds-Intere**	**0.00**		
BBF		3,425.93	3,425.93	
				0.00
NSC0003	**Spinal Cord-Resrc Library-Inte**	**0.00**		
BBF		10,420.92	10,420.92	
				0.00
NSC0004	**Spinal Cord-Conference-Intere**	**0.00**		
BBF		8,225.81	8,225.81	
				0.00
NSC0005	**Trauma Advisory Council (029**	**0.00**		
BBF		2,638,838.13	2,638,838.13	
				0.00
NSD0000	**Securities-Interest Treas**	**0.00**		
BBF		20,175,450.57	20,175,450.57	
				0.00
NSD0100	**ASD-Investor Educ &Protect (**	**0.00**		
BBF		79,800.00	79,800.00	
				0.00
NSF0000	**Three Rivers Study - CIT**	**-300.46**		
BBF		1,610,700.81	1,611,001.27	
				-300.46
NSL0100	**State Library Traveler**	**0.00**		
BBF		1,069,084.75	1,069,084.75	
				0.00
NSL0200	**State Library Gates Grant**	**-14,350.81**		
BBF		3,062,652.63	3,077,003.44	
				-14,350.81
NSL0300	**St Library AR Center For The E**	**0.00**		
BBF		61,612.29	61,612.29	
				0.00
NSP0100	**ASP Hanger**	**0.00**		
BBF		200,618.57	200,618.57	
				0.00
NSP0200	**ASP AWIN GIF**	**0.00**		
BBF		2,585,813.42	2,585,813.42	
				0.00
NSP0300	**Troop K Cont-Cash (0960)**	**-68.34**		

Fund	Fund Description	Beginning Balance			Ending Balance
Type	Type Description	Debits		Credits	
BBF		100,793.00		100,861.34	
					-68.34
NSP0400	**CHCL Cash Fund (0960)**		**-97.19**		
BBF		250,478.84		250,576.03	
					-97.19
NSP0500	**AWIN OPER CASH FUND (096**		**0.00**		
BBF		1,442,229.78		1,442,229.78	
					0.00
NSP0600	**ADFA BOND LOAN FOR CONS**		**-12.09**		
BBF		1,599,339.29		1,599,351.38	
					-12.09
NSS0004	**SOS-DP/Mircrofilm-Interest**		**0.00**		
BBF		1,426,148.80		1,426,148.80	
					0.00
NSS0005	**Capitol Bldg&Grds Restor (00**		**-1,123.82**		
BBF		358,879.29		360,003.11	
					-1,123.82
NSS0006	**SOS Little Rock Nine Sculptur**		**0.00**		
BBF		220,865.95		220,865.95	
					0.00
NSS0007	**SOS State Capitol Police**		**0.00**		
BBF		156,116.28		156,116.28	
					0.00
NSS0008	**AR & LA Purch Video Producti**		**0.00**		
BBF		24,947.81		24,947.81	
					0.00
NSS0009	**SOS - Misc Projects**		**-23,237.19**		
BBF		1,965.06		25,202.25	
					-23,237.19
NSS0100	**SOS HAVA State Match (0063)**		**0.00**		
BBF		670,268.64		670,268.64	
					0.00
NSS0200	**Treasury Cash Misc Op (0063)**		**0.00**		
BBF		73,553.34		73,553.34	
					0.00
NST0000	**Scitech Win Rock Found Cash**		**0.00**		
BBF		423,600.40		423,600.40	
					0.00
NST0100	**ASTA Entrepreneurship In AR**		**0.00**		
BBF		599,798.20		599,798.20	
					0.00
NST0101	**AEDC-S/T WinRock (790)**		**-149.67**		
BBF		45,548.48		45,698.15	
					-149.67
NST0200	**ASTA Wrar Communityfound A**		**0.00**		
BBF		50,516.14		50,516.14	
					0.00
NST0300	**ASTA Mini Grant/Interactive(03**		**0.00**		
BBF		915,408.98		915,408.98	
					0.00

Fund / Type	Fund Description / Type Description	Beginning Balance / Debits	Credits	Ending Balance
NST0400	**ASTA Seed Capital Invest GI**	**0.00**		
BBF		607,861.45	607,861.45	
				0.00
NST0500	**ASTA STEM**	**0.00**		
BBF		1,451,765.30	1,451,765.30	
				0.00
NST0600	**Seed Capital Investment**	**0.00**		
BBF		1,739,343.50	1,739,343.50	
				0.00
NST0601	**AEDC-S/T Seed Cap (790)**	**-923,874.88**		
BBF		1,104,826.47	2,028,701.35	
				-923,874.88
NST0700	**Industrial Engy Effcy (0327)**	**0.00**		
BBF		754,339.20	754,339.20	
				0.00
NST0701	**AEDC-SciTech Industr (790)**	**-18,541.14**		
BBF		344,614.84	363,155.98	
				-18,541.14
NST0800	**Collaborative Planning (0327)**	**0.00**		
BBF		130,000.00	130,000.00	
				0.00
NST0900	**AR Mfg Ext Network §19-4-503**	**0.00**		
BBF		4,006,298.53	4,006,298.53	
				0.00
NST0901	**AEDC-AR Mfg Ext Ntwk (790)**	**-1,541,940.14**		
BBF		3,650,774.75	5,193,964.89	
				-1,543,190.14
NST1000	**Stem Works and UTeach (0327**	**0.00**		
BBF		95,000.00	95,000.00	
				0.00
NST1001	**AEDC-SciTech STEM (790)**	**0.00**		
BBF		10,019.82	10,019.82	
				0.00
NSW0101	**Soil & Water-Travel-Interest T**	**-10,292,968.19**		
BBF		47,251,392.60	57,548,493.28	
				-10,297,100.68
NSW0102	**Soil & Water-Safe Wtr-Int Trea**	**0.00**		
BBF		3,679,596.80	3,679,596.80	
				0.00
NSW0103	**Soil & Water-Dwsrf Ind-Int Tre**	**0.00**		
BBF		228,720.52	228,720.52	
				0.00
NSW0105	**Soil & Water-Dwsrf 99-Int Trea**	**0.00**		
BBF		137,550.40	137,550.40	
				0.00
NSW0106	**Soil & Water-Dam Permit Fees**	**-508,835.50**		
BBF		2,101,007.22	2,611,561.60	
				-510,554.38
NSW0107	**Soil & Water-Gpm-Interest Trea**	**-185,871.91**		
BBF		3,144,210.38	3,330,095.62	

Fund / Type	Fund Description / Type Description	Beginning Balance / Debits	Credits	Ending Balance
				-185,885.24
NSW0108	**Soil & Water-Info-Educ-Int Tre**	**-398,524.40**		
BBF		6,208,771.03	6,619,433.30	
				-410,662.27
NSW0109	**Soil & Water-Tax Credits-Int T**	**-84,263.63**		
BBF		1,138,079.92	1,224,496.70	
				-86,416.78
NSW0110	**Soil & Water-Wellwtr Oprs-Int**	**-506,547.11**		
BBF		3,055,778.95	3,583,116.06	
				-527,337.11
NSW0111	**Soil & Water-Admin Fees-Int T**	**-1,164,571.58**		
BBF		7,165,704.54	8,330,276.12	
				-1,164,571.58
NSW0112	**Soil & Water-Wtlnds Mitig Bk-I**	**-111,354.85**		
BBF		3,024,701.87	3,136,056.72	
				-111,354.85
NSW0114	**Soil/Water Wtlnds Rip Tax (455**	**-241,937.58**		
BBF		242,145.03	484,082.61	
				-241,937.58
NSW0115	**SW-Forestry Grant**	**-41,318.54**		
BBF		1,099,654.94	1,140,973.48	
				-41,318.54
NSW0116	**Soil & Water-Water Plan Comp**	**-24,159.58**		
BBF		48,892.55	73,052.13	
				-24,159.58
NSW0117	**SW-Misc Fees**	**-3,478.60**		
BBF		255,135.44	258,614.04	
				-3,478.60
NSW0118	**Soil & Water-Non Riparian(455**	**-11,523.62**		
BBF		1,643,041.79	1,654,565.41	
				-11,523.62
NSW0119	**Soil & Water-Drinking Wtr FY0**	**0.00**		
BBF		28,459.69	28,459.69	
				0.00
NSW0120	**SW Drinking Water FY 01**	**0.00**		
BBF		40,559.71	40,559.71	
				0.00
NSW0121	**S&W Drinking Water 02**	**0.00**		
BBF		62,569.65	62,569.65	
				0.00
NSW0123	**Nutrient/Poultry Litter**	**-35,110.18**		
BBF		157,949.14	193,059.32	
				-35,110.18
NSW0124	**S&W Floodplain Adm(0455)**	**-37,195.39**		
BBF		63,355.28	100,550.67	
				-37,195.39
NSW0125	**ASWC TSPCA NRCS**	**-94,057.11**		
BBF		8,273,258.67	8,367,315.78	
				-94,057.11
NSW0126	**ASWCC Tspca Nrcs-0455**	**-9,089.49**		

Fund	Fund Description	Beginning Balance		Ending Balance
Type	Type Description	Debits	Credits	
BBF		980,606.28	989,695.77	
				-9,089.49
NSW0127	**ASWCC Stag Adm-0455**	**0.00**		
BBF		127,439.62	127,439.62	
				0.00
NSW0128	**ASWCC Drinking Water FY03**	**0.00**		
BBF		56,302.45	56,302.45	
				0.00
NSW0129	**STAG Admin of Set Aside 04**	**-2.88**		
BBF		490,127.83	490,130.71	
				-2.88
NSW0130	**USGS PAYMENT INDIRECT (04**	**-80,787.91**		
BBF		13,846.29	94,634.20	
				-80,787.91
NSW0131	**ESW PLANNER INDIRECT (045**	**0.00**		
BBF		57,892.95	57,892.95	
				0.00
NSW0132	**Drinking Water 2004**	**0.00**		
BBF		47,000.00	47,000.00	
				0.00
NSW0133	**Drinking Water 2005 (0455)**	**0.00**		
BBF		302,056.62	302,056.62	
				0.00
NSW0134	**ANRC Drinking Water (0455)**	**0.00**		
BBF		298,500.68	298,500.68	
				0.00
NSW0135	**ANRC Drinking Water (0455)**	**0.00**		
BBF		163,692.49	163,692.49	
				0.00
NSW0136	**Drinking Water FY2008 (0455)**	**0.00**		
BBF		101,466.84	101,466.84	
				0.00
NSW0137	**Drinking Water FY09 (0455)**	**-136,204.14**		
BBF		6,056,357.16	6,192,561.30	
				-136,204.14
NSW0138	**STAG GRANT-Payroll (0455)**	**0.00**		
BBF		30,200.00	30,200.00	
				0.00
NSW0140	**NRCS-Grants to Districts (455)**	**-66,759.99**		
BBF		454,259.59	521,019.58	
				-66,759.99
NSWARRA	**Drinking Water ARRA 849/09**	**0.00**		
BBF		24,904,147.00	24,904,147.00	
				0.00
NTC0000	**TCB Sale to Minors Enf**	**-14.02**		
BBF		15,836,706.07	15,836,720.09	
				-14.02
NTC0100	**ATC Tobacco Forfeiture (0261)**	**0.00**		
BBF		2,101,343.16	2,101,343.16	
				0.00

Fund / Type	Fund Description / Type Description	Beginning Balance / Debits	Credits	Ending Balance
NTC0200	**ATC Law EnforcementTraining**	**0.00**		
BBF		177,470.70	177,470.70	
				0.00
NTC0300	**ATC-Enforcement Div**	**-817,914.56**		
BBF		488,114.78	1,305,250.25	
				-817,135.47
NTC0400	**ATC-Enforce Tobacco Forfeitu**	**-724,063.60**		
BBF		30,513.99	755,733.59	
				-725,219.60
NTC0500	**ATC Law Enforce Training & E**	**-4,339.21**		
BBF		0.00	4,339.21	
				-4,339.21
NTH0000	**ATHDF Treasury Cash**	**0.00**		
BBF		673,520.56	673,520.56	
				0.00
NTI0000	**Investment Cash (0069)**	**-307.39**		
BBF		517,608.47	517,915.86	
				-307.39
NTR0000	**Towing/Recovery**	**-1,175.76**		
BBF		15.78	1,191.54	
				-1,175.76
NTS0100	**ATRS-Asbestos-Cash in Treas**	**-1,703.54**		
BBF		219,102.68	220,806.22	
				-1,703.54
NTT0000	**TOWING AND REC BOARD TR**	**-224,736.26**		
BBF		1,754,970.54	1,984,752.15	
				-229,781.61
NVA0000	**DVA Cash in Treasury**	**-610,590.40**		
BBF		123,654,456.39	124,253,792.56	
				-599,336.17
NVA0010	**Fayetteville Special Mainten**	**-465,453.93**		
BBF		284,546.07	750,000.00	
				-465,453.93
NVA0020	**FVH COVID19 Stimulus**	**0.00**		
BBF		275,270.61	275,270.61	
				0.00
NVA0030	**FVH COVID19 Stimulus2**	**0.00**		
BBF		363,914.62	363,914.62	
				0.00
NVA0040	**FVH Consol Approp Act 100M**	**-168,798.99**		
BBF		115,873.34	284,672.33	
				-168,798.99
NVA0100	**LR Veterans Affair**	**-11,872.42**		
BBF		19,316,193.85	19,328,066.27	
				-11,872.42
NVA0200	**Veterans Cemetery § 19-5-107**	**-783,928.28**		
BBF		7,093,835.05	7,877,763.33	
				-783,928.28
NVA0210	**NLR Cemetery Hold (0385)**	**-406,717.43**		
BBF		49,205.17	455,922.60	

Fund / Type	Fund Description / Type Description	Beginning Balance / Debits	Credits	Ending Balance
				-406,717.43
NVA0300	**Birdeye Cemetery Cash (0385)**	**-134,523.22**		
BBF		576,673.98	711,164.98	
				-134,491.00
NVA0700	**VETERANS AFFAIRS-DONATI(**	**-147.40**		
BBF		47,858.87	48,006.27	
				-147.40
NVA0800	**ADVA OFF OF ATT GEN FUND**	**-19,916.24**		
BBF		216,363.76	236,280.00	
				-19,916.24
NVA0900	**ADVA STATE VET HOME AT NI**	**-2,343,449.28**		
BBF		73,628,357.18	75,962,310.21	
				-2,333,953.03
NVA0910	**NLR COVID19 Stimulus**	**-0.02**		
BBF		290,453.66	290,453.68	
				-0.02
NVA0920	**NLR COVID 19 Stimulus2**	**-20,797.66**		
BBF		318,084.90	338,882.56	
				-20,797.66
NVA0930	**NLR Consol Approp Act 100M**	**-482,482.37**		
BBF		0.00	482,482.37	
				-482,482.37
NVAHOLD	**Rainy Day Disbursement (038!**	**-674,079.01**		
BBF		2,026,368.04	2,700,447.05	
				-674,079.01
NWC0000	**Wrks Comp-Interest Treas**	**-52,740.00**		
BBF		877,559.54	930,299.54	
				-52,740.00
NWC0001	**Workers Comp-Cash Treas (03**	**-102.90**		
BBF		897.10	1,000.00	
				-102.90
NWS0000	**DWS TANF TEA (0810)**	**0.00**		
BBF		40,065,479.94	40,065,479.94	
				0.00
NWS0100	**DWS-Asbestos-Cash in Treasu**	**0.00**		
BBF		10,206.49	10,206.49	
				0.00
NWS0200	**Pymts Contr/Vendors TAA 081**	**-100,161.54**		
BBF		3,393,897.41	3,494,058.95	
				-100,161.54
NWS0300	**Rainy Day Funds/UI Moderniza**	**-797,625.49**		
BBF		316,374.51	1,114,000.00	
				-797,625.49
PAB0100	**Auctioneers Licensing-Payroll**	**-200.00**		
BBF		1,327,564.71	1,327,764.71	
				-200.00
PAB0OLD	**Pab-Old**	**0.00**		
BBF		25.00	25.00	
				0.00
PAC0100	**Appraiser Licensing-Payroll**	**0.00**		

Fund	Fund Description	Beginning Balance		Ending Balance
Type	Type Description	Debits	Credits	
BBF		3,790,521.76	3,790,521.76	
				0.00
PAD0100	**DH-Breast Cancer Cntrl-Oprs**	**0.00**		
BBF		12,142,705.94	12,142,705.94	
				0.00
PAD0200	**ADH Fed Breast Care 03A**	**0.00**		
BBF		1,755,537.27	1,755,537.27	
				0.00
PAG0000	**Agri - Paying (0400)**	**-8,805.54**		
BBF		8,184,264.51	8,193,070.05	
				-8,805.54
PAT0000	**Athletic Training Stipends**	**0.00**		
BBF		2,536.61	2,536.61	
				0.00
PAY9901	**Department of Agri Paying**	**-3,254.18**		
BBF		15,083,580.10	15,095,888.26	
				-12,308.16
PAY9902	**Department of Commerce Pay**	**-371,210.78**		
BBF		4,484,144.29	4,878,843.00	
				-394,698.71
PAY9903	**Corrections Paying**	**-90,919.14**		
BBF		95,413,011.53	95,503,811.43	
				-90,799.90
PAY9904	**Department of Education Payi**	**-814,060.60**		
BBF		9,761,253.78	10,575,314.38	
				-814,060.60
PAY9905	**Dept of Energy & Environ Payi**	**-211,626.53**		
BBF		13,953,788.36	14,409,541.28	
				-455,752.92
PAY9906	**Dept of Finance & Admin Payi**	**0.00**		
BBF		2,230,002.02	2,230,002.02	
				0.00
PAY9907	**Department of Health Paying**	**-2,378.14**		
BBF		97,983.38	100,361.52	
				-2,378.14
PAY9908	**DHS PAYING (9908)**	**0.00**		
BBF		710,946.41	694,789.34	
				16,157.07
PAY9909	**Dept of InspectorGeneral Payi**	**-5,641.63**		
BBF		2,469,215.12	2,506,426.36	
				-37,211.24
PAY9910	**Depart of Labor&License Payi**	**-409,270.27**		
BBF		6,077,354.34	6,559,441.62	
				-482,087.28
PAY9912	**Deptof ParksHeritage&Tourisn**	**-6,328.80**		
BBF		15,035,118.46	15,040,744.53	
				-5,626.07
PAY9913	**Dept of Public Safety Paying**	**-8,161.37**		
BBF		12,266,764.45	12,305,925.82	
				-39,161.37

Fund / Type	Fund Description / Type Description	Beginning Balance / Debits	Credits	Ending Balance
PAY9914	**Transformation&SharedSvcsP**	**-166,659.36**		
BBF		1,687,433.17	1,854,092.53	
				-166,659.36
PAYROLL	**Statewide Payroll Paying Acct**	**-627,687.91**		
BBF		28,110,444,926.29	28,111,053,063.76	
				-608,137.47
PBA0100	**Burial Board-Payroll**	**0.00**		
BBF		1,704,854.86	1,704,854.86	
				0.00
PBC0100	**Architects Bd Payroll**	**0.00**		
BBF		1,711,094.14	1,711,094.14	
				0.00
PBP0000	**Barbers Examiners Paying**	**0.00**		
BBF		2.00	2.00	
				0.00
PBP0100	**Barbers Examiners-Payroll**	**0.00**		
BBF		1,116,658.71	1,116,658.71	
				0.00
PBP0OLD	**Pbp-Old**	**0.00**		
BBF		189.87	189.87	
				0.00
PCA0000	**Bd Of Coll Agencies-Paying Ac**	**0.00**		
BBF		21.83	21.83	
				0.00
PCA0100	**Bd Of Collection Agencies-Pay**	**0.00**		
BBF		4,316,872.34	4,316,872.34	
				0.00
PCA0200	**Bd Of Collection AG- Ck Payro**	**0.00**		
BBF		678,793.42	678,793.42	
				0.00
PCA0OLD	**Pca-Old**	**0.00**		
BBF		924.99	924.99	
				0.00
PCL0000	**Contractors Lic Board-Pay Acc**	**0.00**		
BBF		327.31	327.31	
				0.00
PCL0100	**Contractors Licensing Brd-Pay**	**0.00**		
BBF		9,486,943.15	9,486,943.15	
				0.00
PCL0OLD	**Pcl-Old**	**0.00**		
BBF		1,697.78	1,697.78	
				0.00
PCX0000	**Bd Of Chiro Examiners-Paying**	**0.00**		
BBF		386.87	386.87	
				0.00
PCX0100	**Bd Of Chiropractic Exam-Payr**	**0.00**		
BBF		656,383.36	656,383.36	
				0.00
PCX0OLD	**Pcx-Old**	**0.00**		
BBF		798.91	798.91	

Fund / Type	Fund Description / Type Description	Beginning Balance / Debits	Credits	Ending Balance
				0.00
PDC0100	Dept of Corrections-Payroll	0.00		
BBF		14,673.42	14,673.42	
				0.00
PDC0OLD	Pdc-Old	0.00		
BBF		290.66	290.66	
				0.00
PDE0100	Bd of Dental Examiners-Payro	0.00		
BBF		3,231,719.54	3,231,719.54	
				0.00
PDL0100	Dietetics Licensing-Payroll	0.00		
BBF		92,569.95	92,569.95	
				0.00
PEA0000	A/D Abuse Counseling Stipenc	0.00		
BBF		26,400.76	26,400.76	
				0.00
PEC0100	Brd Of Exam In Counseling-Pa	0.00		
BBF		96,221.92	96,221.92	
				0.00
PED0100	ADE ASMS Payroll	0.00		
BBF		6,291.55	6,291.55	
				0.00
PED0OLD	Ped-Old	0.00		
BBF		2,358.04	2,358.04	
				0.00
PEF0100	Embalmers/Funeral Hm-Payro	0.00		
BBF		612,500.00	612,500.00	
				0.00
PEG0100	Geologist Registration Bd-Pay	0.00		
BBF		4.13	4.13	
				0.00
PEG0OLD	Peg-Old	0.00		
BBF		585.90	585.90	
				0.00
PEH0100	SAG Paying Account	0.00		
BBF		32,497,942.63	32,497,942.63	
				0.00
PEH0OLD	Peh-Old	0.00		
BBF		361,354.00	361,354.00	
				0.00
PEP0100	APB Payroll	0.00		
BBF		1,202,405.54	1,202,405.54	
				0.00
PER0000	Education Rehab Paying	0.00		
BBF		1,736,725.49	1,736,725.49	
				0.00
PER0100	Educ Rehab Paying-Fed Admi	-1,003.72		
BBF		18,526,630.23	18,527,633.95	
				-1,003.72
PER0200	Educ Rehab Paying-Prch Serv	-930,217.03		

Fund / Type	Fund Description / Type Description	Beginning Balance / Debits	Credits	Ending Balance
BBF		869,543,738.32	870,423,725.26	
				-879,986.94
PER0300	**Educ Rehab Paying-Grants**	**-703,245.89**		
BBF		347,259,892.87	347,919,471.81	
				-659,578.94
PER0400	**Educ Rehab Paying-Grants**	**0.00**		
BBF		297,611.34	297,611.34	
				0.00
PER0500	**Educ Rehab Paying-Grants**	**-106,559.88**		
BBF		3,761,129.38	3,864,057.70	
				-102,928.32
PER0OLD	**Per-Old**	**0.00**		
BBF		2,075,978.37	2,075,978.37	
				0.00
PER6000	**Blind Services Grant**	**-810,329.02**		
BBF		3,687,863.89	4,486,333.34	
				-798,469.45
PER6500	**Blind Services Oper**	**-2,142,840.60**		
BBF		4,758,142.78	6,892,948.14	
				-2,134,805.36
PERARR1	**ARRA St Fiscal Stabilz (0520)**	**0.00**		
BBF		4,882,517.33	4,882,517.33	
				0.00
PERARRA	**Rehab Service 2009 111th Cor**	**0.00**		
BBF		10,164,326.93	10,164,326.93	
				0.00
PES0000	**DWS Paying**	**0.00**		
BBF		38.74	38.74	
				0.00
PES0100	**Dept of Workforce Services**	**0.00**		
BBF		1,539,112.82	1,539,112.82	
				0.00
PES0200	**Esd-New Hire Reg-Paying Opr**	**0.00**		
BBF		2,333,410.90	2,333,410.90	
				0.00
PES0300	**DWS Temp Employment Assis**	**0.00**		
BBF		21,465,265.95	21,465,265.95	
				0.00
PES0OLD	**Pes-Old**	**0.00**		
BBF		32,604.34	32,604.34	
				0.00
PET0200	**Educ TV Payroll Comm Srv Gr**	**0.00**		
BBF		1,842.59	1,842.59	
				0.00
PET0OLD	**Pet-Old**	**0.00**		
BBF		4,435.37	4,435.37	
				0.00
PFA0000	**AR Dev Fin Auth Paying**	**0.00**		
BBF		903.84	903.84	
				0.00

Fund Transaction by Type

Start Date:6/30/22 End Date:6/30/22

Fund / Type	Fund Description / Type Description	Beginning Balance / Debits	Credits	Ending Balance
PFA0100	**AR Dev Fin Auth Paying Oprs**	**-206,021.27**		
BBF		85,947,844.16	86,130,377.50	
				-182,533.34
PFA0OLD	**Pfa-Old**	**0.00**		
BBF		9,572.00	9,572.00	
				0.00
PFN0100	**Enforcement Officers**	**0.00**		
BBF		1,862,116.09	1,862,116.09	
				0.00
PGP0000	**Optometry Bd-Paying Acct**	**0.00**		
BBF		1,693,443.47	1,693,443.47	
				0.00
PHA0000	**Hearing Aid Dispensers-Payin**	**0.00**		
BBF		235,140.74	235,140.74	
				0.00
PHD0000	**Health Oper § 19-5-104**	**-7,719,891.34**		
BBF		3,985,929,803.40	3,996,965,369.67	
				-11,035,566.27
PHD0100	**Health Operations**	**0.00**		
BBF		277,545.14	277,545.14	
				0.00
PHDCARE	**Department of Health CARES**	**-17,610.91**		
BBF		116,654,274.75	116,671,885.66	
				-17,610.91
PHG0000	**Health Grants § 19-5-104**	**0.00**		
BBF		52,424,171.50	52,424,171.50	
				0.00
PIG0000	**Medicaid Inspector General**	**0.00**		
BBF		599,258.19	599,258.19	
				0.00
PIG9909	**DIG-Investigators**	**-1,453.02**		
BBF		639,310.19	640,763.21	
				-1,453.02
PLA0000	**Ark Lottery Payroll (0613)**	**0.00**		
BBF		32,600,033.24	32,827,208.73	
				-227,175.49
PMB0100	**State Medical Bd Payroll**	**-297,560.17**		
BBF		35,794,770.84	36,092,331.01	
				-297,560.17
PMB0OLD	**Pmb-Old**	**0.00**		
BBF		5,285.86	5,285.86	
				0.00
PMF0100	**AG Medicaid Fraud**	**0.00**		
BBF		238.43	238.43	
				0.00
PMG0000	**Medicaid Inspect Gen (0035)**	**0.00**		
BBF		4,695,056.37	4,695,056.37	
				0.00
PMG0100	**Enterprise Fraud Act 259 '14**	**0.00**		
BBF		200,000.00	200,000.00	

Fund / Type	Fund Description / Type Description	Beginning Balance / Debits		Credits	Ending Balance
					0.00
PMK0100	**Martin Luther King-Payroll**		**0.00**		
BBF		63,085.84		63,085.84	
					0.00
PMK0OLD	**Pmk-Old**		**0.00**		
BBF		351.20		351.20	
					0.00
PMS0000	**Management Srvs Paying**		**0.00**		
BBF		69,402.65		69,402.65	
					0.00
PMS0100	**Management Srvs Payroll**		**0.00**		
BBF		953,346.22		953,346.22	
					0.00
PMS0OLD	**Pms-Old**		**0.00**		
BBF		243.84		243.84	
					0.00
PNH0300	**DAH-ACC Payroll**		**0.00**		
BBF		107.59		107.59	
					0.00
PNH0400	**DAH-NHC Payroll**		**0.00**		
BBF		146.63		146.63	
					0.00
PNH0500	**DAH-ATR Payroll**		**0.00**		
BBF		17.41		17.41	
					0.00
PNH0800	**DAH-Delta CC Payroll**		**0.00**		
BBF		282.53		282.53	
					0.00
PNH0OLD	**Pnh-Old**		**0.00**		
BBF		2,308.21		2,308.21	
					0.00
PPA0100	**Accounting Board-Payroll**		**-38,351.09**		
BBF		10,463,207.77		10,501,558.86	
					-38,351.09
PPA0OLD	**Ppa-Old**		**0.00**		
BBF		103.60		103.60	
					0.00
PPB0000	**Pharmacy Board Paying**		**0.00**		
BBF		359.36		359.36	
					0.00
PPB0100	**Pharmacy Board Payroll**		**0.00**		
BBF		2,828.61		2,828.61	
					0.00
PPB0OLD	**Ppb-Old**		**0.00**		
BBF		1,380.30		1,380.30	
					0.00
PPM0000	**Podiatric Medicine Stipends**		**0.00**		
BBF		9,138.00		9,138.00	
					0.00
PPP0OLD	**Ppp-Old**		**0.00**		

Fund	Fund Description	Beginning Balance			Ending Balance
Type	Type Description	Debits		Credits	
BBF		242.36		242.36	
					0.00
PPR0100	**PT-Oil & Brine-Cash**		**0.00**		
BBF		1,599,981.40		1,599,981.40	
					0.00
PPR0OLD	**Ppr-Old**		**0.00**		
BBF		1,543.81		1,543.81	
					0.00
PPT0000	**AR Prks & Trsm-Paying Acct**		**0.00**		
BBF		147,176.21		147,176.21	
					0.00
PPT0100	**PT-Payroll**		**0.00**		
BBF		82,989,381.04		82,989,381.04	
					0.00
PPT0OLD	**Ppt-Old**		**0.00**		
BBF		163,289.44		163,289.44	
					0.00
PRE0000	**Real Estate Paying**		**0.00**		
BBF		187.80		187.80	
					0.00
PRE0100	**Real Estate Payroll**		**0.00**		
BBF		7,764.51		7,764.51	
					0.00
PRE0OLD	**Pre-Old**		**0.00**		
BBF		1,414.86		1,414.86	
					0.00
PRV0100	**Riverside Tech Institute**		**0.00**		
BBF		13,238.96		13,238.96	
					0.00
PRV0OLD	**Prv-Old**		**0.00**		
BBF		1,190.93		1,190.93	
					0.00
PSC0000	**WMSC Payroll Payroll**		**0.00**		
BBF		826,776.37		826,776.37	
					0.00
PSD0100	**Blind & Deaf Sch Pay-Payroll**		**0.00**		
BBF		10,798,383.62		10,798,383.62	
					0.00
PSD0OLD	**Psd-Old**		**0.00**		
BBF		1,067.59		1,067.59	
					0.00
PSL0000	**Student Loan Authority Paying**		**0.00**		
BBF		12.00		12.00	
					0.00
PSL0100	**Student Loan Authority Payrol**		**0.00**		
BBF		6,891,447.22		6,891,447.22	
					0.00
PSL0200	**ADFA Stud Loans Sal (0395)**		**-30,187.81**		
BBF		2,335,972.06		2,366,159.87	
					-30,187.81

Fund / Type	Fund Description / Type Description	Beginning Balance / Debits	Credits	Ending Balance
PSL0OLD	**Psl-Old**	**0.00**		
BBF		2,293.36	2,293.36	
				0.00
PSP0100	**Examiners In Speech Path-Pay**	**0.00**		
BBF		663,891.74	663,891.74	
				0.00
PSW0100	**ASWCC WDF Payroll**	**0.00**		
BBF		7,159.49	7,159.49	
				0.00
PSW0200	**ASWCC Dam Permit**	**0.00**		
BBF		6,080.66	6,080.66	
				0.00
PSW0300	**ASWCC Paying**	**0.00**		
BBF		1,557,717.84	1,557,717.84	
				0.00
PSW0700	**ASWCC Paying**	**0.00**		
BBF		58,128.71	58,128.71	
				0.00
PSW0800	**ASWCC Payroll Info/Ed**	**0.00**		
BBF		17,828.85	17,828.85	
				0.00
PSW0900	**ASWCC Payroll Water Well**	**0.00**		
BBF		14,441.92	14,441.92	
				0.00
PSW0OLD	**Psw-Old**	**0.00**		
BBF		221.89	221.89	
				0.00
PSW1300	**SW-Payroll WDF Admin**	**0.00**		
BBF		8,018.11	8,018.11	
				0.00
PSW1600	**SW-Payroll WL Midagation**	**0.00**		
BBF		7,072.25	7,072.25	
				0.00
PTA4000	**Dept Of Human Srvs-Medsvcs**	**-4,441.30**		
BBF		1,364,768.25	1,370,499.72	
				-5,731.47
PTA4500	**Dept Of Human Srvs-Co Oprs-**	**-345,641.35**		
BBF		29,819,717.60	30,222,930.05	
				-403,212.45
PTA7000	**DPSQA Tobacco Settlement (0**	**-2,587.83**		
BBF		3,522,118.47	3,538,920.81	
				-16,802.34
PTC0000	**TCB-Sales to Minors Paying**	**0.00**		
BBF		408,826.54	408,826.54	
				0.00
PTD8100	**Tobacco DD Pay-Prescr Drugs**	**-33,898.33**		
BBF		75,256,860.70	75,290,759.03	
				-33,898.33
PTD8600	**Tobacco DD Pay-Hosp Med Se**	**-15,705,939.50**		
BBF		762,987,657.31	778,693,596.81	

Fund / Type	Fund Description / Type Description	Beginning Balance / Debits		Credits	Ending Balance
					-15,705,939.50
PTP0100	**Bd of Physical Therapy-Payrol**		**0.00**		
BBF		2,166,527.95		2,166,527.95	
					0.00
PTR0000	**Towing/Recovery Paying**		**0.00**		
BBF		57.87		57.87	
					0.00
PTR0100	**Towing & Recovery-Payroll**		**0.00**		
BBF		1,630,468.43		1,630,468.43	
					0.00
PTR0OLD	**Ptr-Old**		**0.00**		
BBF		115.74		115.74	
					0.00
PVA0100	**AR Valley Payroll Paying**		**0.00**		
BBF		527,225.59		527,225.59	
					0.00
PVA0OLD	**Pva-Old**		**0.00**		
BBF		2,696.78		2,696.78	
					0.00
PVB0100	**Cotton Boll Paying**		**0.00**		
BBF		16,315,480.36		16,315,480.36	
					0.00
PVB0200	**Cotton Boll Paying**		**0.00**		
BBF		3,270,091.14		3,270,091.14	
					0.00
PVB0OLD	**Pvb-Old**		**0.00**		
BBF		6,948.79		6,948.79	
					0.00
PVC0100	**Crowley's Ridge Payroll Payin**		**0.00**		
BBF		3,329,189.20		3,329,189.20	
					0.00
PVC0OLD	**Pvc-Old**		**0.00**		
BBF		2,419.87		2,419.87	
					0.00
PVD0100	**Delta TI Payroll Paying**		**0.00**		
BBF		239.35		239.35	
					0.00
PVD0OLD	**Pvd-Old**		**0.00**		
BBF		202.72		202.72	
					0.00
PVE0100	**Foothills Payroll Paying**		**0.00**		
BBF		365,384.60		365,384.60	
					0.00
PVE0OLD	**Pve-Old**		**0.00**		
BBF		3,163.25		3,163.25	
					0.00
PVF0000	**Forest Echoes Paying Accoun**		**0.00**		
BBF		46.41		46.41	
					0.00
PVF0100	**Forest Echoes Payroll Paying**		**0.00**		

Fund	Fund Description	Beginning Balance			Ending Balance
Type	Type Description	Debits		Credits	
BBF		160,474.68		160,474.68	
					0.00
PVF0OLD	**Pvf-Old**		**0.00**		
BBF		185.08		185.08	
					0.00
PVG0000	**Great Rivers TI Paying Accour**		**0.00**		
BBF		220.06		220.06	
					0.00
PVG0100	**Great Rivers TI Payroll Paying**		**0.00**		
BBF		169,102.66		169,102.66	
					0.00
PVG0OLD	**Pvg-Old**		**0.00**		
BBF		2,450.96		2,450.96	
					0.00
PVG3000	**Great R TI paying**		**0.00**		
BBF		3,790.10		3,790.10	
					0.00
PVG5000	**GRTI Payroll Paying Child Car**		**0.00**		
BBF		209,785.46		209,785.46	
					0.00
PVN0000	**Northwest Ti-Paying Account-**		**0.00**		
BBF		347.54		347.54	
					0.00
PVN0100	**Northwest TI-Payroll Paying**		**-132,309.43**		
BBF		14,518,657.84		14,650,967.27	
					-132,309.43
PVN0OLD	**Pvn-Old**		**0.00**		
BBF		11,760.01		11,760.01	
					0.00
PVQ0000	**Quapaw TI Paying Account**		**0.00**		
BBF		48.48		48.48	
					0.00
PVQ0100	**Quapaw TI Payroll Paying**		**0.00**		
BBF		1,390,488.85		1,390,488.85	
					0.00
PVQ0OLD	**Pvq-Old**		**0.00**		
BBF		5,167.91		5,167.91	
					0.00
PVT0100	**Cash Balance**		**0.00**		
BBF		9,738.99		9,738.99	
					0.00
PWD0000	**Dept Of Human Srvs-Delay Dr**		**0.00**		
BBF		1,579,307,477.35		1,579,307,477.35	
					0.00
PWD0OLD	**Pwd-Old**		**0.00**		
BBF		11,526,005.33		11,526,005.33	
					0.00
PWD7500	**Dept Of Human Srvs-Tea Emp**		**-613,733.73**		
BBF		88,338,112.84		88,951,846.57	
					-613,733.73

Fund / Type	Fund Description / Type Description	Beginning Balance / Debits	Credits	Ending Balance
PWD7600	**DHS-Delay Grnts-AFDC**	**-237,182.21**		
BBF		268,617,248.58	268,854,430.79	
				-237,182.21
PWD7700	**DHS-Nrs Hm Vndr Payments**	**-166,693.44**		
BBF		13,007,031,900.83	13,007,198,594.27	
				-166,693.44
PWD7701	**Nursing Home Receivership**	**0.00**		
BBF		485,464.43	485,464.43	
				0.00
PWD8100	**DHS-DrugVenPay-FamPlan**	**-6,454,813.01**		
BBF		8,671,431,505.59	8,677,886,318.60	
				-6,454,813.01
PWD8200	**DHS-Peer Revw-Phrmcy Audit**	**-78,278.81**		
BBF		28,628,860.37	28,707,139.18	
				-78,278.81
PWD8600	**DHS-Hosp/Med Vendor**	**-40,713,099.39**		
BBF		82,799,041,287.61	82,839,754,387.00	
				-40,713,099.39
PWD8601	**Medicaid Match One Time Ann**	**0.00**		
BBF		93,347,350.88	93,347,350.88	
				0.00
PWD8700	**DHS-Med Assist Prg Admin**	**-8,897,349.68**		
BBF		622,801,958.63	631,697,941.65	
				-8,895,983.02
PWD8900	**DHS-Med Assist Prg Peer Rev**	**-44,244,009.66**		
BBF		2,904,567,703.38	2,948,853,181.24	
				-44,285,477.86
PWD9400	**DHS-Lng Trm Care Prof Contrs**	**-543,807.96**		
BBF		55,132,974.87	55,647,232.83	
				-514,257.96
PWD9500	**Prescription Drug Waiver**	**0.00**		
BBF		88,668.32	88,668.32	
				0.00
PWD9600	**DHS ARKIDS B Prg**	**-27,330,558.13**		
BBF		1,950,099,415.26	1,976,831,350.67	
				-26,731,935.41
PWE0000	**DHS Non DD Grant Pay**	**0.00**		
BBF		104,016,785.96	104,016,785.96	
				0.00
PWE0OLD	**Pwe-Old**	**0.00**		
BBF		2,309,608.34	2,309,608.34	
				0.00
PWE1400	**DHS-SSvs Blk Grnt-Title XX**	**-49,580.56**		
BBF		32,258,362.62	32,419,311.55	
				-160,948.93
PWE1500	**DHS-Older Wrkr Prgm**	**-13.01**		
BBF		22,356,773.59	22,356,786.60	
				-13.01
PWE2000	**DHS-Aging Proj Grant Paymer**	**-290,140.83**		
BBF		202,527,177.88	202,817,040.11	

Fund / Type	Fund Description / Type Description	Beginning Balance / Debits	Credits	Ending Balance
				-289,862.23
PWE2300	**DHS Sr Citizens Centers**	**-1,845,877.12**		
BBF		86,736,497.70	88,582,374.82	
				-1,845,877.12
PWE3100	**DHS-DCCECE**	**0.00**		
BBF		300,000.00	300,000.00	
				0.00
PWE4600	**DHS-Aging-RSVP Payments**	**0.00**		
BBF		1,563,255.02	1,563,255.02	
				0.00
PWE4700	**DHS-Aging-Nrsing Hm Care Al**	**-47,462.49**		
BBF		105,054,593.76	105,102,046.08	
				-47,452.32
PWE5100	**DHS-Aging-Cmmty Based Car**	**0.00**		
BBF		833,662.67	833,662.67	
				0.00
PWE5200	**DHS-Aging-Nutrition Prgm**	**-167,993.01**		
BBF		187,620,410.51	187,788,403.52	
				-167,993.01
PWE5300	**Mental Hlth Grants (0710)**	**-2,359,507.37**		
BBF		120,390,229.15	122,748,828.79	
				-2,358,599.64
PWE6000	**DHS DBS Purchase of Service**	**0.00**		
BBF		55,758,098.74	55,758,098.74	
				0.00
PWE7000	**DHS-DPSQA Grant Awards (07**	**-220,257.71**		
BBF		425,812.71	646,070.42	
				-220,257.71
PWE7400	**DHS-Child/Fam/Life Inst**	**0.00**		
BBF		34,650,323.32	34,650,323.32	
				0.00
PWE7500	**DHS-Grant Awards Vol**	**0.00**		
BBF		37,598,961.00	37,598,961.00	
				0.00
PWE7900	**DHS-Infant Infirmary Nrsng Hn**	**-1,383,963.13**		
BBF		438,354,578.52	439,738,541.65	
				-1,383,963.13
PWE8000	**DHS Public Nursing Home Car**	**-18,744,324.18**		
BBF		3,580,630,909.73	3,613,747,361.23	
				-33,116,451.50
PWE9000	**DHS Family Preservation**	**-1,023,192.22**		
BBF		97,227,909.11	98,229,428.88	
				-1,001,519.77
PWE9100	**DHS DCF IV E Foster Care**	**-6,051,797.64**		
BBF		906,092,702.27	911,975,399.61	
				-5,882,697.34
PWE9200	**DHS Non DD Grant Pay**	**0.00**		
BBF		43.03	43.03	
				0.00
PWE9300	**DHS DCF Child Care Cost**	**-597,069.59**		

Fund / Type	Fund Description / Type Description	Beginning Balance / Debits	Credits	Ending Balance
BBF		531,569,698.42	532,174,073.53	
				-604,375.11
PWE9400	**DHS Food Stamps**	**-162,012.91**		
BBF		8,007,087.36	8,169,236.08	
				-162,148.72
PWE9500	**Vol & Ldrshp Dev Gr Act 295 '1**	**0.00**		
BBF		100,000.00	100,000.00	
				0.00
PWE9700	**DHS-Comm Dev Blk Grants-(7**	**-546,245.76**		
BBF		209,751,539.32	210,297,785.08	
				-546,245.76
PWF7700	**Nursing Assistant Training**	**0.00**		
BBF		348,186.70	348,186.70	
				0.00
PWP0000	**Dept Of Human Srvs-Admin Pa**	**0.00**		
BBF		34,842,362.40	34,842,362.40	
				0.00
PWP0100	**Dept of Human Srvs-DDS St O**	**-749,081.13**		
BBF		95,780,486.10	96,411,680.45	
				-631,194.35
PWP0400	**DHS-DDS-Early Intervention**	**0.00**		
BBF		651,502.29	651,502.29	
				0.00
PWP0OLD	**Pwp-Old**	**0.00**		
BBF		12,948,972.17	12,948,972.17	
				0.00
PWP1000	**Dept Of Human Srvs-Dir Off Ac**	**-301,873.76**		
BBF		37,638,816.89	37,979,287.54	
				-340,470.65
PWP1001	**DHS-Sec Off Admin**	**0.00**		
BBF		352,804.02	352,804.02	
				0.00
PWP1200	**DHS-Office CLO (0710)**	**-101,251.25**		
BBF		3,783,072.02	3,893,941.00	
				-110,868.98
PWP1300	**DHS OFFICE SEC/COMP ADM**	**-30,051.18**		
BBF		6,142,175.42	6,192,200.10	
				-50,024.68
PWP1500	**Dept Of Human Srvs-Chief Cou**	**-1,107,528.26**		
BBF		250,406,872.97	251,737,043.47	
				-1,330,170.50
PWP2000	**Dept of Human Srvs-Aging Adi**	**-6,432,493.82**		
BBF		292,094,921.55	299,774,141.98	
				-7,679,220.43
PWP2500	**Dept of Human Srvs-DCFS Adi**	**-2,821,165.74**		
BBF		1,623,669,026.28	1,628,056,481.90	
				-4,387,455.62
PWP2600	**Child Abuse Prev Bd (0710)**	**0.00**		
BBF		365,205.77	365,205.77	
				0.00

Fund / Type	Fund Description / Type Description	Beginning Balance / Debits	Credits	Ending Balance
PWP3000	**Dept of Human Srvs-DCCECE**	**-4,826,387.15**		
BBF		349,983,095.26	354,873,326.33	
				-4,890,231.07
PWP3500	**Dept Of Human Srvs-Mntl Hlth**	**-3,838,473.91**		
BBF		2,178,081,404.05	2,181,912,094.17	
				-3,830,690.12
PWP4000	**Dept Of Human Srvs-Medsvcs**	**-15,886,285.13**		
BBF		492,429,249.90	508,470,493.09	
				-16,041,243.19
PWP4500	**Dept Of Human Srvs-Co Oprs-**	**-1,820,135.36**		
BBF		2,746,898,709.43	2,749,922,576.19	
				-3,023,866.76
PWP5000	**Dept Of Human Srvs-Admin Sr**	**-4,894,793.70**		
BBF		740,775,143.60	745,822,673.71	
				-5,047,530.11
PWP5100	**DHS-Office CPO (0710)**	**-348,837.10**		
BBF		19,674,970.88	20,103,169.66	
				-428,198.78
PWP5200	**DHS-Office CIO (0710)**	**-1,816,945.06**		
BBF		87,241,788.99	88,482,189.40	
				-1,240,400.41
PWP5300	**DHS-Office HR (0710)**	**-142,840.14**		
BBF		19,018,824.89	19,209,287.11	
				-190,462.22
PWP5500	**Dept of Human Srvs-DDS Adm**	**-9,660,659.41**		
BBF		2,736,113,033.58	2,746,111,631.66	
				-9,998,598.08
PWP6500	**Dept Of Human Srvs-Blind Srv**	**0.00**		
BBF		87,850,366.89	87,850,366.89	
				0.00
PWP7000	**Div of Provider Serv&Qual Ass**	**-495,575.75**		
BBF		63,455,956.73	64,209,016.80	
				-753,060.07
PWP7500	**Dept of Human Srvs-Vol Admir**	**-263,729.84**		
BBF		38,211,249.70	38,489,037.26	
				-277,787.56
PWP7501	**DHS-FOSTER GRANDPARENT**	**-149.14**		
BBF		131,090.64	131,239.78	
				-149.14
PWP8000	**Dept Of Human Srvs-Yth Srv P**	**-589,598.64**		
BBF		376,611,182.50	377,197,463.97	
				-586,281.47
PWS0000	**Temp Emp Asst Svc § 19-5-104**	**-551,637.77**		
BBF		698,609,321.23	699,160,959.00	
				-551,637.77
PWS0100	**DWS TANF Contingency (0810**	**-1,618,524.80**		
BBF		67,126,727.75	67,427,071.32	
				-300,343.57
PWS0200	**Payroll UI (0810)**	**0.00**		
BBF		460,962.28	460,962.28	

Fund / Type	Fund Description / Type Description	Beginning Balance / Debits	Credits	Ending Balance
				0.00
PWS0300	**New Hire Registry (0810)**	**-139,741.13**		
BBF		511,476.19	732,502.40	
				-221,026.21
PWS0400	**St Generated Fund TANF (081(**	**-110,584.83**		
BBF		5,771,957.83	5,872,410.60	
				-100,452.77
PWS6000	**Blind Services Grant**	**-21,055.72**		
BBF		7,173,578.61	7,194,634.33	
				-21,055.72
PWS6500	**Blind Services Oper**	**0.00**		
BBF		10,353,044.86	10,353,044.86	
				0.00
RRA0000	**State Hwy & Transportation**	**-217,017,645.70**		
BBF		16,822,275,007.42	17,017,207,563.78	
				-194,932,556.36
RRA0100	**Intermodal Grants (0090)**	**0.00**		
BBF		2,625,000.00	2,625,000.00	
				0.00
RRA0OLD	**Rra-Old**	**0.00**		
BBF		27,845,669.08	27,845,669.08	
				0.00
RRA4LHC	**4 Lane Highway Construction**	**-521,853,389.72**		
BBF		201,204,953.94	746,072,990.33	
				-544,868,036.39
RRB0000	**State Aid Road**	**-39,903,180.56**		
BBF		154,482,345.88	196,231,815.08	
				-41,749,469.20
RRB0OLD	**Rrb-Old**	**0.00**		
BBF		421,555.19	421,555.19	
				0.00
RRC0000	**State Aid Street (0090)**	**-29,564,416.08**		
BBF		11,436,567.13	42,847,271.85	
				-31,410,704.72
RRD0000	**Highway Special Construction**	**0.00**		
BBF		12,444,051.35	12,444,051.35	
				0.00
SAB0000	**AR Motor Vehicle Commission**	**0.00**		
BBF		486.76	486.76	
				0.00
SAB0100	**AR Motor Vehicle Comm-Oprs**	**-2,500,953.37**		
BBF		9,320,541.01	11,818,408.47	
				-2,497,867.46
SAB0OLD	**Sab-Old**	**0.00**		
BBF		4,889.56	4,889.56	
				0.00
SAC0000	**Asbestos Control**	**-1,514,421.69**		
BBF		4,966,009.11	6,516,665.66	
				-1,550,656.55
SAC0100	**Asbestos Control-Oprs**	**0.00**		

Fund	Fund Description	Beginning Balance		Ending Balance
Type	Type Description	Debits	Credits	
BBF		705,614.97	705,614.97	
				0.00
SAC0OLD	**Sac-Old**	**0.00**		
BBF		909.24	909.24	
				0.00
SAD0000	**Public Serv Util Safe**	**0.00**		
BBF		12,433.93	12,433.93	
				0.00
SAD0100	**Public Serv Util Safe-Pipline**	**-1,245,318.97**		
BBF		15,538,408.63	16,975,036.30	
				-1,436,627.67
SAD0OLD	**Sad-Old**	**0.00**		
BBF		8,460.80	8,460.80	
				0.00
SAE0000	**AR Econ Dev-Incentive Prgm**	**0.00**		
BBF		689,768.23	689,768.23	
				0.00
SAE0100	**AR Econ Dev-Incentive Rebate**	**0.00**		
BBF		9,427,364.85	9,427,364.85	
				0.00
SAE0200	**AR Econ Dev-3.9% Rebate**	**-22,179,728.00**		
BBF		344,130,318.47	366,310,046.47	
				-22,179,728.00
SAF0000	**Alternative Fuels**	**0.00**		
BBF		442,522.27	442,522.27	
				0.00
SAH0200	**Oil Museum-Oil/Brine**	**-87,700.24**		
BBF		1,797,358.04	1,890,798.33	
				-93,440.29
SAH0OLD	**Sah-Old**	**0.00**		
BBF		306.11	306.11	
				0.00
SAT0000	**Special Addl Taxes (0630)**	**-72,580.38**		
BBF		0.00	56,630.73	
				-56,630.73
SAW0000	**Abadoned/Orphaned Well Plug**	**-12,792,203.04**		
BBF		5,184,298.62	17,976,501.66	
				-12,792,203.04
SBA0000	**Keep AR Beautiful**	**0.00**		
BBF		3,971,976.43	3,971,976.43	
				0.00
SBA0100	**Keep AR Beautiful-Oprs**	**-921,600.67**		
BBF		16,157,150.50	17,098,295.83	
				-941,145.33
SBA0OLD	**Sba-Old**	**0.00**		
BBF		41,944.69	41,944.69	
				0.00
SBB0000	**Soybean Board**	**0.00**		
BBF		7,222.56	7,222.56	
				0.00

Fund / Type	Fund Description / Type Description	Beginning Balance / Debits	Credits	Ending Balance
SBB0100	**Soybean Board-Operations**	**-6,330,825.73**		
BBF		14,872,975.77	21,264,519.89	
				-6,391,544.12
SBB0OLD	**Sbb-Old**	**0.00**		
BBF		40,612.87	40,612.87	
				0.00
SBC0000	**AR Beef Council**	**0.00**		
BBF		155,240.42	155,240.42	
				0.00
SBC0100	**AR Beef Council**	**-136,537.79**		
BBF		20,107,902.26	20,273,877.96	
				-165,975.70
SBC0OLD	**Sbc-Old**	**0.00**		
BBF		80,583.07	80,583.07	
				0.00
SBL0000	**Bail Bond Recovery**	**-1,816,712.05**		
BBF		371,114.00	2,160,826.05	
				-1,789,712.05
SBM0000	**Breast Milk Bank Spec 19-6-84**	**-1,700,000.00**		
BBF		0.00	1,700,000.00	
				-1,700,000.00
SBN0000	**AR State Board of Nursing**	**0.00**		
BBF		92,886.22	92,886.22	
				0.00
SBN0100	**Ar St Bd of Nursing-Oprs**	**-6,854,970.09**		
BBF		41,637,307.83	48,940,297.35	
				-7,302,989.52
SBN0200	**Nursing Grant (0277)**	**-36,792.87**		
BBF		558,293.00	595,085.87	
				-36,792.87
SBN0OLD	**Sbn-Old**	**0.00**		
BBF		68,736.10	68,736.10	
				0.00
SBS0000	**Boating Safety(080)**	**-39,416.70**		
BBF		26,019,419.94	26,058,836.64	
				-39,416.70
SCA0100	**DFA Old Fund for MCD0100**	**0.00**		
BBF		2,510.07	2,510.07	
				0.00
SCB0000	**AR Catfish Promotion**	**0.00**		
BBF		393,392.85	393,392.85	
				0.00
SCB0100	**AR Catfish Promotion**	**-95,954.82**		
BBF		642,837.99	740,962.48	
				-98,124.49
SCC0000	**Auditor-Co/Circuit Clerk Cont**	**0.00**		
BBF		3,705.83	3,705.83	
				0.00
SCC0100	**County-Circuit Clerk Cont Ed**	**-129,996.66**		
BBF		284,951.68	414,729.62	

Fund / Type	Fund Description / Type Description	Beginning Balance / Debits	Credits	Ending Balance
				-129,777.94
SCC0OLD	**Scc-Old**	**0.00**		
BBF		5,989.62	5,989.62	
				0.00
SCE0000	**St Crime Lab Equip-Special**	**0.00**		
BBF		12,238,289.42	12,284,607.03	
				-46,317.61
SCE0100	**St Crime Lab Equip-Sp Rev**	**-365,705.00**		
BBF		12,768,267.95	13,133,972.95	
				-365,705.00
SCF0000	**County Corners Con ED 19-6-8**	**-64,048.78**		
BBF		42.00	64,090.78	
				-64,048.78
SCL0000	**ADH Adoption Assistance**	**0.00**		
BBF		104,559.47	104,559.47	
				0.00
SCP0000	**AR Child Passenger Protectio**	**-438,146.06**		
BBF		1,854,401.79	2,301,021.38	
				-446,619.59
SCP0OLD	**Scp-Old**	**0.00**		
BBF		5,271.29	5,271.29	
				0.00
SCS0000	**Private Career Education**	**0.00**		
BBF		1,708.31	1,708.31	
				0.00
SCS0100	**Private Career Education-Spec**	**0.00**		
BBF		5,309,180.97	5,309,180.97	
				0.00
SCS0200	**ADHE - PVC Op (0700)**	**-260,738.98**		
BBF		730,351.35	1,037,674.41	
				-307,323.06
SCS0OLD	**Scs-Old**	**0.00**		
BBF		7,726.64	7,726.64	
				0.00
SCT0100	**DHS-Child Care Opr**	**-40.00**		
BBF		5,073,989.28	5,088,491.58	
				-14,502.30
SCV0000	**School Age Children Eye/Visic**	**0.00**		
BBF		6,525.42	6,525.42	
				0.00
SCX0000	**Conservation Tax**	**0.00**		
BBF		1,587,873,056.66	1,587,873,056.66	
				0.00
SDA0000	**Aeronautics Special**	**0.00**		
BBF		40,527.63	40,527.63	
				0.00
SDA0100	**Div of Aeronautics**	**-14,314,940.14**		
BBF		36,865,643.88	51,973,107.06	
				-15,107,463.18
SDA0OLD	**Sda-Old**	**0.00**		

Fund / Type	Fund Description / Type Description	Beginning Balance / Debits	Credits	Ending Balance
BBF		552,164.22	552,164.22	
				0.00
SDB0000	**Bd of Dispensing Opticians**	**0.00**		
BBF		1,782.82	1,782.82	
				0.00
SDB0100	**Bd Of Dispensing Opticians-O**	**-258,075.73**		
BBF		889,805.39	1,173,576.57	
				-283,771.18
SDB0OLD	**Sdb-Old**	**0.00**		
BBF		4,559.78	4,559.78	
				0.00
SDC0000	**Div of Correction Farm**	**0.00**		
BBF		3,971,930.99	3,971,930.99	
				0.00
SDC0100	**Div of Correction Farm**	**-1,779,920.42**		
BBF		220,730,750.41	224,636,042.54	
				-3,905,292.13
SDC0200	**ADC Farm**	**0.00**		
BBF		26,958.73	26,958.73	
				0.00
SDC0OLD	**Sdc-Old**	**0.00**		
BBF		573,220.23	573,220.23	
				0.00
SDD0000	**Div Correction Prison Industry**	**0.00**		
BBF		496,451.00	496,451.00	
				0.00
SDD0100	**Div Correction Prison Industry**	**-3,308,678.45**		
BBF		56,159,793.69	60,318,954.94	
				-4,159,161.25
SDD0OLD	**Sdd-Old**	**0.00**		
BBF		230,944.51	230,944.51	
				0.00
SDF0000	**AR Agri Dept Forestry Divisior**	**0.00**		
BBF		43,789,746.62	43,789,746.62	
				0.00
SDF0100	**AR Agri Dept Forestry Divisior**	**0.00**		
BBF		136,760,327.12	136,760,327.12	
				0.00
SDF0101	**State Forestry 19-6-411**	**-4,257,307.95**		
BBF		119,750,627.38	124,558,269.68	
				-4,807,642.30
SDF0102	**Agri Dept-Forestry-GoNeighAu**	**-86,678.20**		
BBF		0.00	86,678.20	
				-86,678.20
SDF0103	**Forester's Future Scholar Prog**	**0.00**		
BBF		8,000.00	8,000.00	
				0.00
SDF0OLD	**Sdf-Old**	**0.00**		
BBF		507,420.45	507,420.45	
				0.00

Fund / Type	Fund Description / Type Description	Beginning Balance / Debits	Credits	Ending Balance
SDF4FIT	**Forestry Supplemental (0400)**	**-1,180,100.00**		
BBF		0.00	1,180,100.00	
				-1,180,100.00
SDG0000	**Game Protection Fund**	**-24,074,187.63**		
BBF		1,149,061,063.56	1,179,390,287.81	
				-30,329,224.25
SDG0001	**Operating Reserve 19-6-420**	**-9,427,187.83**		
BBF		13,922,214.00	23,349,401.83	
				-9,427,187.83
SDG0002	**BlackRiverSettleHld (0080)**	**0.00**		
BBF		13,663,593.89	13,663,593.89	
				0.00
SDG0100	**GPF-License Plate Fnd**	**-3,963,000.95**		
BBF		16,440,815.73	20,408,597.90	
				-3,967,782.17
SDG0101	**ED CTR CONSTRUCTION 19-6**	**-1,866,437.26**		
BBF		14,037,096.02	15,903,533.28	
				-1,866,437.26
SDG0102	**AGFC Donations Fund (0080)**	**-246,292.45**		
BBF		30,102.35	276,394.80	
				-246,292.45
SDG0103	**AGFC Earmarked Funds (0080**	**-493,077.35**		
BBF		2,188,332.52	2,681,409.87	
				-493,077.35
SDG0200	**GPF-Elk Donation Fnd**	**-59,642.65**		
BBF		467,482.17	527,124.82	
				-59,642.65
SDG0300	**Game Protection Partners For**	**0.00**		
BBF		496,421.35	496,421.35	
				0.00
SDG0400	**Game Protection Woodworkin**	**0.00**		
BBF		23,684.79	23,684.79	
				0.00
SDG0500	**Game Protection St Francis Mi**	**-3,567.62**		
BBF		187,312.14	190,879.76	
				-3,567.62
SDG0600	**Game Prot-Wetlands Acquisiti**	**0.00**		
BBF		17,514.71	17,514.71	
				0.00
SDG0700	**Game Protection Nature Cntr (**	**-743,293.78**		
BBF		3,031,266.50	3,774,560.28	
				-743,293.78
SDG0800	**AGFC-Gas Lease (0080(**	**-260,130.82**		
BBF		62,046,828.75	62,320,392.96	
				-273,564.21
SDG0801	**AGFC-Gas Rev Grants (0080)**	**-417.61**		
BBF		4,777,073.72	4,777,491.33	
				-417.61
SDG0802	**Gas Debt Service (0080)**	**0.00**		
BBF		12,987,111.76	12,987,111.76	

Fund / Type	Fund Description / Type Description	Beginning Balance / Debits	Credits	Ending Balance
				0.00
SDG0803	**AGFC Gas Capital Proj (0080)**	**-3,591,895.89**		
BBF		5,213,111.91	8,805,007.80	
				-3,591,895.89
SDG0804	**AGFC Gas Infrastructure Repa**	**-1,225,546.59**		
BBF		4,465,495.77	5,691,042.36	
				-1,225,546.59
SDG0OLD	**Sdg-Old**	**0.00**		
BBF		2,274,771.31	2,274,771.31	
				0.00
SDG1000	**Hunters Feeding the Hungry**	**-11,563.39**		
BBF		729,985.54	732,255.93	
				-2,270.39
SDG1100	**AGFC Hog Erad Prog 19-6-420**	**-176.27**		
BBF		401,582.18	401,758.45	
				-176.27
SDG1200	**AGFC Equipment 19-6-420**	**-2,500,442.02**		
BBF		15,955,758.39	18,455,235.94	
				-2,499,477.55
SDG1201	**AGFC Fleet Fund**	**-292,547.82**		
BBF		8,847,074.02	9,139,867.25	
				-292,793.23
SDG2000	**Black River Settlemen 19-6-42**	**-12,803,433.91**		
BBF		902,572.48	13,706,006.39	
				-12,803,433.91
SDG9000	**Stability Enhance GPF-19-6-42**	**-14,004,195.86**		
BBF		8,422,611.04	22,432,251.90	
				-14,009,640.86
SDH0000	**Securities Department**	**0.00**		
BBF		196.40	196.40	
				0.00
SDH0100	**Investor Education**	**0.00**		
BBF		55,006,592.24	55,006,592.24	
				0.00
SDH0OLD	**Sdh-Old**	**0.00**		
BBF		15,451.40	15,451.40	
				0.00
SDH4300	**Securities Dept-Operations**	**-6,159,066.89**		
BBF		89,148,947.31	92,748,046.50	
				-3,599,099.19
SDI0000	**Interpreters Deaf/Hearing Imp**	**-219,121.46**		
BBF		435.12	221,070.98	
				-220,635.86
SDL0000	**Commercial Drivers Lic**	**0.00**		
BBF		12,185,877.96	12,185,877.96	
				0.00
SDL0100	**Commercial Drivers Lic**	**-7,789,382.46**		
BBF		25,841,129.77	33,706,458.71	
				-7,865,328.94
SDL0200	**Motor Carr Sys Enh 27-14-602**	**-527,844.36**		

Fund / Type	Fund Description / Type Description	Beginning Balance / Debits	Credits	Ending Balance
BBF		0.00	544,841.59	
				-544,841.59
SDL0300	**Commercial Dr License 19-6-4**	**-5,181,533.93**		
BBF		0.00	5,369,842.49	
				-5,369,842.49
SDL0OLD	**Sdl-Old**	**0.00**		
BBF		139,983.41	139,983.41	
				0.00
SDN0000	**SCL-DNA Detection Fnd**	**0.00**		
BBF		593,892.14	593,892.14	
				0.00
SDN0100	**St Crime Lab-DNA Det Oprs**	**-1,477,174.51**		
BBF		6,307,146.75	7,884,263.96	
				-1,577,117.21
SDN0OLD	**Sdn-Old**	**0.00**		
BBF		10,634.18	10,634.18	
				0.00
SDO0000	**Oil & Gas Comm-Special**	**0.00**		
BBF		281,934.27	281,934.27	
				0.00
SDO0100	**Oil & Gas Comm-Operations**	**-26,567,807.81**		
BBF		71,770,812.74	98,532,909.67	
				-26,762,096.93
SDO0OLD	**Sdo-Old**	**0.00**		
BBF		78,134.32	78,134.32	
				0.00
SDP0000	**AR Agri Dept Plant Board**	**0.00**		
BBF		14,585,310.38	14,585,310.38	
				0.00
SDP0100	**AR Agri Dept Plant Bd**	**0.00**		
BBF		63,602,207.12	63,602,207.12	
				0.00
SDP0101	**Plant Board 19-6-408**	**-16,674,256.93**		
BBF		83,291,792.66	101,513,479.94	
				-18,221,687.28
SDP0200	**Plant Bd-Bureau Of Standards**	**0.00**		
BBF		9,370,556.29	9,370,556.29	
				0.00
SDP0201	**Plant Board Bureau of Standar**	**-11,836.95**		
BBF		107.15	11,944.10	
				-11,836.95
SDP0300	**AR Agri Dept Plant Bd Fire Ant**	**0.00**		
BBF		26,782.42	26,782.42	
				0.00
SDP0400	**Plant Bd-Pest Control-(445)**	**0.00**		
BBF		138,680.92	138,680.92	
				0.00
SDP0401	**Plant Board Pest Control 19-6-**	**-566.13**		
BBF		0.00	566.13	
				-566.13

Fund / Type	Fund Description / Type Description	Beginning Balance / Debits	Credits	Ending Balance
SDP0500	**Plant Bd-Civil Penalties-(445)**	**0.00**		
BBF		70,746.00	70,746.00	
				0.00
SDP0501	**Plant Board Civil Penalties 19-**	**-5,000.00**		
BBF		240,000.00	245,000.00	
				-5,000.00
SDP0502	**P/B Penalties ASU**	**-5,000.00**		
BBF		10,000.00	15,000.00	
				-5,000.00
SDP0503	**P/B Penalties ATU**	**-5,000.00**		
BBF		10,000.00	15,000.00	
				-5,000.00
SDP0504	**P/B Penalties SAU**	**-5,000.00**		
BBF		10,000.00	15,000.00	
				-5,000.00
SDP0600	**Pb Organic Cert Grant (0445)**	**0.00**		
BBF		15,660.70	15,660.70	
				0.00
SDP0601	**Plant Bd Organic Certification**	**-27.02**		
BBF		7,423.64	7,450.66	
				-27.02
SDP0OLD	**Sdp-Old**	**0.00**		
BBF		171,691.75	171,691.75	
				0.00
SDP4600	**Plant Bd-Public Grain Warehs**	**0.00**		
BBF		3,508,936.14	3,508,936.14	
				0.00
SDP4601	**Plant Board Grain Warehouse**	**-48,262.55**		
BBF		9,711,920.34	9,759,998.41	
				-48,078.07
SDT0200	**DDS-Storerm Pmt-Warren**	**-47,621.93**		
BBF		389,117.19	436,739.12	
				-47,621.93
SDV0000	**Dom Violence Shelter (0610)**	**-93,964.39**		
BBF		0.00	98,523.61	
				-98,523.61
SEA0000	**Educational Adequacy**	**-293,962,200.63**		
BBF		8,593,187,656.97	8,942,230,252.39	
				-349,042,595.42
SED0000	**Elder & Disabled Victims**	**-9,690.00**		
BBF		0.00	9,690.00	
				-9,690.00
SEE0000	**Economic Dev of AR Fund**	**0.00**		
BBF		651,019.42	651,019.42	
				0.00
SEE0100	**Economic Dev of AR Fund**	**0.00**		
BBF		57,036,591.94	57,036,591.94	
				0.00
SEE0OLD	**See-Old**	**0.00**		
BBF		500,000.00	500,000.00	

Fund / Type	Fund Description / Type Description	Beginning Balance / Debits	Credits	Ending Balance
				0.00
SEF0000	**ASP Equipment**	**0.00**		
BBF		345.81	345.81	
				0.00
SEF0100	**ASP Equipment-AFIS System**	**-12,095,126.73**		
BBF		23,153,082.41	35,562,990.03	
				-12,409,907.62
SEF0200	**MOVEAR MAINTAND OPER (0!**	**-2,192,997.40**		
BBF		4,842,435.37	7,035,432.77	
				-2,192,997.40
SEF0OLD	**Sef-Old**	**0.00**		
BBF		15,193.32	15,193.32	
				0.00
SEP0000	**Drug/Crime Enf/Pros Act 1086/**	**-1,088,063.17**		
BBF		1,014,483.76	2,198,194.44	
				-1,183,710.68
SFD0000	**Alt Fuels Develop Act 873/07**	**-61.39**		
BBF		13,217,156.21	13,217,217.60	
				-61.39
SFF0000	**Fallen Firefighter's Memorial**	**0.00**		
BBF		24,449.61	24,449.61	
				0.00
SFH0000	**Feral Hog Erad**	**-39,061.57**		
BBF		726,810.64	765,872.21	
				-39,061.57
SFH0100	**Feral Hog Eradation**	**-500.00**		
BBF		0.00	500.00	
				-500.00
SFP0000	**Fire Protection Prem Tax**	**-927,480.00**		
BBF		222,340,588.75	227,540,456.61	
				-5,199,867.86
SFP0100	**Fire Prot Prem-Arkansas**	**-21,101.23**		
BBF		1,899,885.89	1,920,987.12	
				-21,101.23
SFP0200	**Fire Prot Prem-Ashley**	**-94,531.13**		
BBF		3,366,121.34	3,460,652.47	
				-94,531.13
SFP0300	**Fire Prot Prem-Baxter**	**-8,265.21**		
BBF		6,303,351.84	6,311,617.05	
				-8,265.21
SFP0400	**Fire Prot Prem-Benton**	**-198,256.43**		
BBF		9,346,900.68	9,545,157.11	
				-198,256.43
SFP0500	**Fire Prot Prem-Boone**	**-124,518.36**		
BBF		3,473,810.36	3,598,328.72	
				-124,518.36
SFP0600	**Fire Prot Prem-Bradley**	**-33,261.75**		
BBF		1,253,523.49	1,286,785.24	
				-33,261.75
SFP0700	**Fire Prot Prem-Calhoun**	**-31,068.68**		

Fund	Fund Description	Beginning Balance		Ending Balance
Type	Type Description	Debits	Credits	
BBF		1,241,215.74	1,272,284.42	
				-31,068.68
SFP0800	**Fire Prot Prem-Carroll**	**-58,396.20**		
BBF		2,345,503.43	2,403,899.63	
				-58,396.20
SFP0900	**Fire Prot Prem-Chicot**	**-25,372.76**		
BBF		1,235,325.27	1,260,698.03	
				-25,372.76
SFP0OLD	**Sfp-Old**	**0.00**		
BBF		324,966.72	324,966.72	
				0.00
SFP1000	**Fire Prot Prem-Clark**	**-58,788.09**		
BBF		2,741,447.39	2,800,235.48	
				-58,788.09
SFP1100	**Fire Prot Prem-Clay**	**-197,472.88**		
BBF		2,553,239.08	2,750,711.96	
				-197,472.88
SFP1200	**Fire Prot Prem-Cleburne**	**-101,517.15**		
BBF		2,644,687.18	2,746,204.33	
				-101,517.15
SFP1300	**Fire Prot Prem-Cleveland**	**-47,629.25**		
BBF		1,580,306.45	1,627,935.70	
				-47,629.25
SFP1400	**Fire Prot Prem-Columbia**	**-56,539.42**		
BBF		3,009,338.31	3,065,877.73	
				-56,539.42
SFP1500	**Fire Prot Prem-Conway**	**-88,698.02**		
BBF		2,478,984.83	2,567,682.85	
				-88,698.02
SFP1600	**Fire Prot Prem-Craighead**	**-70,980.56**		
BBF		7,111,531.30	7,182,511.86	
				-70,980.56
SFP1700	**Fire Prot Prem-Crawford**	**-42,689.65**		
BBF		4,837,945.67	4,880,635.32	
				-42,689.65
SFP1800	**Fire Prot Prem-Crittenden**	**-219,617.72**		
BBF		3,106,934.41	3,326,552.13	
				-219,617.72
SFP1900	**Fire Prot Prem-Cross**	**-120,729.57**		
BBF		1,949,541.78	2,070,271.35	
				-120,729.57
SFP2000	**Fire Prot Prem-Dallas**	**-34,114.61**		
BBF		1,093,908.98	1,128,023.59	
				-34,114.61
SFP2100	**Fire Prot Prem-Desha**	**-31,487.80**		
BBF		1,741,630.52	1,773,118.32	
				-31,487.80
SFP2200	**Fire Prot Prem-Drew**	**-154,818.43**		
BBF		1,853,184.04	2,008,002.47	
				-154,818.43

Fund / Type	Fund Description / Type Description	Beginning Balance / Debits	Credits	Ending Balance
SFP2300	**Fire Prot Prem-Faulkner**	**-156,240.73**		
BBF		5,518,871.05	5,675,111.78	
				-156,240.73
SFP2400	**Fire Prot Prem-Franklin**	**-76,038.92**		
BBF		2,332,635.89	2,408,674.81	
				-76,038.92
SFP2500	**Fire Prot Prem-Fulton**	**-56,444.28**		
BBF		2,021,397.80	2,077,842.08	
				-56,444.28
SFP2600	**Fire Prot Prem-Garland**	**-48,380.74**		
BBF		7,641,198.37	7,689,579.11	
				-48,380.74
SFP2700	**Fire Prot Prem-Grant**	**-75,519.48**		
BBF		2,717,670.41	2,793,189.89	
				-75,519.48
SFP2800	**Fire Prot Prem-Greene**	**-135,945.21**		
BBF		3,299,181.62	3,435,126.83	
				-135,945.21
SFP2900	**Fire Prot Prem-Hempstead**	**-134,326.33**		
BBF		4,553,765.17	4,688,091.50	
				-134,326.33
SFP3000	**Fire Prot Prem-Hot Spring**	**-26,683.03**		
BBF		3,582,397.62	3,609,080.65	
				-26,683.03
SFP3100	**Fire Prot Prem-Howard**	**-42,501.01**		
BBF		1,815,958.40	1,858,459.41	
				-42,501.01
SFP3200	**Fire Prot Prem-Independence**	**-97,290.83**		
BBF		4,614,487.25	4,711,778.08	
				-97,290.83
SFP3300	**Fire Prot Prem-Izard**	**-70,555.24**		
BBF		2,195,474.07	2,266,029.31	
				-70,555.24
SFP3400	**Fire Prot Prem-Jackson**	**-69,923.60**		
BBF		2,287,913.20	2,357,836.80	
				-69,923.60
SFP3500	**Fire Prot Prem-Jefferson**	**-57,758.07**		
BBF		5,673,937.08	5,731,695.15	
				-57,758.07
SFP3600	**Fire Prot Prem-Johnson**	**-60,773.29**		
BBF		2,535,671.41	2,596,444.70	
				-60,773.29
SFP3700	**Fire Prot Prem-Lafayette**	**-60,553.46**		
BBF		1,701,243.70	1,761,797.16	
				-60,553.46
SFP3800	**Fire Prot Prem-Lawrence**	**-64,836.42**		
BBF		2,323,993.71	2,388,830.13	
				-64,836.42
SFP3900	**Fire Prot Prem-Lee**	**-27,301.44**		
BBF		1,820,831.56	1,848,133.00	

Fund	Fund Description	Beginning Balance		Ending Balance
Type	Type Description	Debits	Credits	
				-27,301.44
SFP4000	**Fire Prot Prem-Lincoln**	**-226,612.29**		
BBF		2,597,134.25	2,823,746.54	
				-226,612.29
SFP4100	**Fire Prot Prem-Little River**	**-52,536.50**		
BBF		1,861,721.55	1,914,258.05	
				-52,536.50
SFP4200	**Fire Prot Prem-Logan**	**-55,781.03**		
BBF		2,566,233.88	2,622,014.91	
				-55,781.03
SFP4300	**Fire Prot Prem-Lonoke**	**-108,522.43**		
BBF		4,148,865.66	4,257,388.09	
				-108,522.43
SFP4400	**Fire Prot Prem-Madison**	**-43,627.35**		
BBF		2,305,484.94	2,349,112.29	
				-43,627.35
SFP4500	**Fire Prot Prem-Marion**	**-72,783.36**		
BBF		2,395,744.32	2,468,527.68	
				-72,783.36
SFP4600	**Fire Prot Prem-Miller**	**-122,812.65**		
BBF		3,438,214.85	3,561,027.50	
				-122,812.65
SFP4700	**Fire Prot Prem-Mississippi**	**-135,656.04**		
BBF		4,261,504.66	4,397,160.70	
				-135,656.04
SFP4800	**Fire Prot Prem-Monroe**	**-21,253.24**		
BBF		1,300,156.96	1,321,410.20	
				-21,253.24
SFP4900	**Fire Prot Prem-Montgomery**	**-43,261.80**		
BBF		1,594,301.48	1,637,563.28	
				-43,261.80
SFP5000	**Fire Prot Prem-Nevada**	**-60,729.91**		
BBF		1,380,676.47	1,441,406.38	
				-60,729.91
SFP5100	**Fire Prot Prem-Newton**	**-56,682.35**		
BBF		1,609,605.51	1,666,287.86	
				-56,682.35
SFP5200	**Fire Prot Prem-Ouachita**	**-210,963.29**		
BBF		3,144,335.35	3,355,298.64	
				-210,963.29
SFP5300	**Fire Prot Prem-Perry**	**-48,810.15**		
BBF		1,482,560.51	1,531,370.66	
				-48,810.15
SFP5400	**Fire Prot Prem-Phillips**	**-95,520.94**		
BBF		2,687,205.82	2,782,726.76	
				-95,520.94
SFP5500	**Fire Prot Prem-Pike**	**-52,218.54**		
BBF		2,095,959.52	2,148,178.06	
				-52,218.54
SFP5600	**Fire Prot Prem-Poinsett**	**-31,559.75**		

Fund	Fund Description	Beginning Balance		Ending Balance
Type	Type Description	Debits	Credits	
BBF		2,787,890.12	2,819,449.87	
				-31,559.75
SFP5700	**Fire Prot Prem-Polk**	**-77,354.53**		
BBF		2,464,480.01	2,541,834.54	
				-77,354.53
SFP5800	**Fire Prot Prem-Pope**	**-44,425.98**		
BBF		4,236,982.24	4,281,408.22	
				-44,425.98
SFP5900	**Fire Prot Prem-Prairie**	**-66,384.84**		
BBF		1,982,802.13	2,049,186.97	
				-66,384.84
SFP6000	**Fire Prot Prem-Pulaski**	**-473,349.03**		
BBF		14,326,974.22	14,800,323.25	
				-473,349.03
SFP6100	**Fire Prot Prem-Randolph**	**-48,879.62**		
BBF		2,330,479.13	2,379,358.75	
				-48,879.62
SFP6200	**Fire Prot Prem-Saline**	**-74,373.28**		
BBF		7,369,607.84	7,443,981.12	
				-74,373.28
SFP6300	**Fire Prot Prem-Scott**	**-31,675.76**		
BBF		1,507,099.03	1,538,774.79	
				-31,675.76
SFP6400	**Fire Prot Prem-Searcy**	**-198,654.09**		
BBF		1,624,305.97	1,822,960.06	
				-198,654.09
SFP6500	**Fire Prot Prem-Sebastian**	**-59,615.39**		
BBF		5,029,087.01	5,088,702.40	
				-59,615.39
SFP6600	**Fire Prot Prem-Sevier**	**-62,164.41**		
BBF		2,014,895.85	2,077,060.26	
				-62,164.41
SFP6700	**Fire Prot Prem-Sharp**	**-54,878.94**		
BBF		3,176,165.09	3,231,044.03	
				-54,878.94
SFP6800	**Fire Prot Prem-St. Francis**	**-73,999.14**		
BBF		3,514,729.98	3,588,729.12	
				-73,999.14
SFP6900	**Fire Prot Prem-Stone**	**-65,670.64**		
BBF		1,857,624.07	1,923,294.71	
				-65,670.64
SFP7000	**Fire Prot Prem-Union**	**-158,102.22**		
BBF		4,831,427.18	4,989,529.40	
				-158,102.22
SFP7100	**Fire Prot Prem-Van Buren**	**-60,064.70**		
BBF		2,848,173.50	2,908,238.20	
				-60,064.70
SFP7200	**Fire Prot Prem-Washington**	**-154,421.36**		
BBF		8,389,889.78	8,544,311.14	
				-154,421.36

Fund / Type	Fund Description / Type Description	Beginning Balance / Debits	Credits	Ending Balance
SFP7300	**Fire Prot Prem-White**	**-138,207.69**		
BBF		6,594,786.85	6,732,994.54	
				-138,207.69
SFP7400	**Fire Prot Prem-Woodruff**	**-28,190.70**		
BBF		1,135,283.78	1,163,474.48	
				-28,190.70
SFP7500	**Fire Prot Prem-Yell**	**-53,585.65**		
BBF		2,685,206.92	2,738,792.57	
				-53,585.65
SFR0000	**Fire/Police Pension/Relief**	**0.00**		
BBF		367,594,057.68	367,594,057.68	
				0.00
SFR0100	**Fire/Police Pension/Relief**	**-13,231,196.71**		
BBF		469,983,940.44	471,771,387.20	
				-1,787,446.76
SFR0200	**Fire/Police Pension/Relief**	**0.00**		
BBF		121,998.62	121,998.62	
				0.00
SFR0300	**Fire&Police Pension Adl (0620**	**-322,552.65**		
BBF		18,450,590.18	18,773,142.83	
				-322,552.65
SFR0400	**Fire&Police Pension Suppl(06**	**-84,380.00**		
BBF		6,197,400.00	6,281,780.00	
				-84,380.00
SFR0500	**Fire&PolicePension FutSup(06**	**-7,433,324.99**		
BBF		42,659,589.70	50,092,914.69	
				-7,433,324.99
SFR0OLD	**Sfr-Old**	**0.00**		
BBF		16,931,444.56	16,931,444.56	
				0.00
SFS0000	**Cigarette Fire Safe 697/09**	**0.00**		
BBF		428,174.50	428,174.50	
				0.00
SFS0100	**Cigarette Fire Sfty**	**-425,275.50**		
BBF		0.00	425,275.50	
				-425,275.50
SGI0100	**Ind Pat Hosp-Crittn Co Emeg M**	**0.00**		
BBF		127,684.84	127,684.84	
				0.00
SGI0200	**Ind Pat Hosp-Emeg Med Prgm**	**-16,730.58**		
BBF		513,203.86	529,934.44	
				-16,730.58
SGS0100	**Corn Grain Sorghum Bd-Opera**	**-2,191,639.35**		
BBF		1,606,411.01	3,829,401.98	
				-2,222,990.97
SHA0000	**Dept of Hlth-HVACR**	**0.00**		
BBF		10,885,265.67	10,885,265.67	
				0.00
SHA0100	**Dept of Hlth-HVACR-Opr**	**0.00**		
BBF		9,040,396.27	9,040,396.27	

Fund / Type	Fund Description / Type Description	Beginning Balance / Debits	Credits	Ending Balance
				0.00
SHA0200	**HVACR Licensing**	**-750,175.56**		
BBF		1,325,561.05	2,133,383.68	
				-807,822.63
SHA0OLD	**Sha-Old**	**0.00**		
BBF		11,386.28	11,386.28	
				0.00
SHF0000	**AR Division of Heritage Specia**	**0.00**		
BBF		39,578,434.83	39,578,434.83	
				0.00
SHF0100	**DAH Special Director**	**-6,043,151.37**		
BBF		109,196,604.67	116,585,226.73	
				-7,388,622.06
SHF0200	**DAH Special Delta Cultural Ctr**	**-4,161.53**		
BBF		7,991,180.43	7,996,138.26	
				-4,957.83
SHF0300	**DAH Special Arts Council**	**-60,609.49**		
BBF		16,510,989.22	16,571,485.48	
				-60,496.26
SHF0400	**DAH Special Old State House**	**-11,141.70**		
BBF		11,037,868.06	11,047,059.01	
				-9,190.95
SHF0500	**DAH Special Hist Preservation**	**0.00**		
BBF		3,133,152.47	3,133,152.47	
				0.00
SHF0600	**DAH Special Natural Heritage**	**-28,103.72**		
BBF		8,802,371.86	8,829,402.21	
				-27,030.35
SHF0610	**DAH Special State Archives**	**-41,598.56**		
BBF		26,860.07	68,458.63	
				-41,598.56
SHF0700	**DAH Special Terr Restoration**	**-8,174.44**		
BBF		14,010,092.84	14,016,584.93	
				-6,492.09
SHF0800	**DAH-Consr Tax-Land Acq**	**0.00**		
BBF		3,600,000.00	3,600,000.00	
				0.00
SHF0900	**DAH Special Mosaic Templars**	**-350,559.18**		
BBF		1,493,174.98	1,842,611.80	
				-349,436.82
SHF0OLD	**Shf-Old**	**0.00**		
BBF		224,820.49	224,820.49	
				0.00
SHI0000	**AR Highway Transfer (0090)**	**0.00**		
BBF		238,804,353.81	238,804,353.81	
				0.00
SHK0000	**Milk Inspection**	**-58,840.04**		
BBF		6,632,842.76	6,738,933.50	
				-106,090.74
SHK0100	**Dept Of Hlth-Milk Inspection-C**	**0.00**		

Fund / Type	Fund Description / Type Description	Beginning Balance / Debits	Credits	Ending Balance
BBF		4,011,992.51	4,011,992.51	
				0.00
SHK0OLD	**Shk-Old**	**0.00**		
BBF		7,554.63	7,554.63	
				0.00
SHL0000	**Plumbers Licensing**	**-322,709.26**		
BBF		12,108,919.42	12,462,533.32	
				-353,613.90
SHL0100	**Dept Of Hlth-Plumbers Licnsn**	**0.00**		
BBF		7,404,732.73	7,404,732.73	
				0.00
SHL0OLD	**Shl-Old**	**0.00**		
BBF		11,856.41	11,856.41	
				0.00
SHM0000	**Manufactured Home Commiss**	**0.00**		
BBF		59.00	59.00	
				0.00
SHM0100	**Mfg Home Comm-Operations**	**-691,853.58**		
BBF		5,087,797.40	5,791,717.72	
				-703,920.32
SHM0OLD	**Shm-Old**	**0.00**		
BBF		3,816.96	3,816.96	
				0.00
SHT0100	**Hlth-Technology Initiatives**	**0.00**		
BBF		2,872,900.78	2,872,900.78	
				0.00
SHW0000	**Haz Waste Permit Fee**	**-3,351,449.88**		
BBF		26,646,274.16	30,219,077.30	
				-3,572,803.14
SHW0100	**Haz Waste Permit Fee**	**0.00**		
BBF		3,646,277.74	3,646,277.74	
				0.00
SHW0OLD	**Shw-Old**	**0.00**		
BBF		18,731.08	18,731.08	
				0.00
SIA0000	**Equine Infectious Anemia Con**	**0.00**		
BBF		6,521,990.08	6,521,990.08	
				0.00
SIA0100	**AR Agri L/P EIA Reg Special**	**0.00**		
BBF		948,411.97	948,411.97	
				0.00
SIA0101	**L/P Equine Infectious Anemia**	**-645,750.82**		
BBF		1,183,305.47	1,839,878.90	
				-656,573.43
SIB0000	**Bank Department**	**0.00**		
BBF		261,921.41	261,921.41	
				0.00
SIB0100	**Bank Department-Operations**	**-27,786,171.91**		
BBF		151,722,096.34	179,511,372.77	
				-27,789,276.43

Fund / Type	Fund Description / Type Description	Beginning Balance / Debits	Credits	Ending Balance
SIB0OLD	**Sib-Old**	**0.00**		
BBF		234,966.45	234,966.45	
				0.00
SIE0000	**Investor Education (0410)**	**-802,047.28**		
BBF		838,324.02	1,640,371.30	
				-802,047.28
SIL0000	**Liquified Petroleum Gas Boarc**	**0.00**		
BBF		32,279.80	32,279.80	
				0.00
SIL0100	**LP Gas Board Oprs**	**-1,906,473.09**		
BBF		9,599,914.73	11,523,332.85	
				-1,923,418.12
SIL0200	**LP Gas Board Constr**	**0.00**		
BBF		255,650.24	255,650.24	
				0.00
SIL0OLD	**Sil-Old**	**0.00**		
BBF		197,965.19	197,965.19	
				0.00
SIP0000	**Egg and Poultry**	**0.00**		
BBF		130,730.93	130,730.93	
				0.00
SIP0100	**Egg and Poultry**	**0.00**		
BBF		15,215,578.57	15,215,578.57	
				0.00
SIP0101	**Poultry & Egg Grading 19-6-40**	**-9,047,487.06**		
BBF		29,577,265.29	39,048,976.75	
				-9,471,711.46
SIP0OLD	**Sip-Old**	**0.00**		
BBF		20,631.11	20,631.11	
				0.00
SIR0000	**Commercial Truck Safety/Educ**	**-8,548,293.96**		
BBF		2,451,968.39	11,000,262.35	
				-8,548,293.96
SIS0000	**Road/Bridge/ Rep/Maint/Gant**	**-53,065.76**		
BBF		960,240.05	1,300,000.00	
				-339,759.95
SIW0000	**Dept Labor Boiler Inspection**	**0.00**		
BBF		11,503,676.42	11,503,676.42	
				0.00
SIW0100	**DOL-Boiler Admin**	**0.00**		
BBF		55,139,387.53	55,139,387.53	
				0.00
SIW0OLD	**Siw-Old**	**0.00**		
BBF		14,384.99	14,384.99	
				0.00
SJP0000	**Public Service Commission**	**0.00**		
BBF		20,792.81	20,792.81	
				0.00
SJP0100	**Public Service-Utilities**	**-3,598,947.43**		
BBF		213,179,675.60	216,774,342.28	

Fund / Type	Fund Description / Type Description	Beginning Balance / Debits	Credits	Ending Balance
				-3,594,666.68
SJP0OLD	**Sjp-Old**	**0.00**		
BBF		367,198.47	367,198.47	
				0.00
SKL0000	**Skills Development 19-6-830**	**0.00**		
BBF		39,219,530.69	39,219,530.69	
				0.00
SKL0001	**Skills Development**	**0.00**		
BBF		34,747,994.05	34,747,994.05	
				0.00
SLA0000	**Public Legal Aid**	**-0.14**		
BBF		8,797,813.27	8,797,813.41	
				-0.14
SLE0000	**Dept of Labor-Electrical Exam**	**0.00**		
BBF		4,500,489.30	4,500,489.30	
				0.00
SLE0100	**DOL-Elec Bd Oprs**	**0.00**		
BBF		222,407,168.17	222,407,168.17	
				0.00
SLE0OLD	**Sle-Old**	**0.00**		
BBF		4,833.44	4,833.44	
				0.00
SLS0000	**Beneficiaries of Fallen Law En**	**-29,487.96**		
BBF		24,573.32	55,000.00	
				-30,426.68
SLT0000	**LawEnforcementTrngAct372/1**	**-197,682.10**		
BBF		0.00	206,304.20	
				-206,304.20
SMB0000	**Recyclables Program 19-6-471**	**-197,942.64**		
BBF		496,720.37	694,423.20	
				-197,702.83
SMB0100	**Marketing Board Fund**	**0.00**		
BBF		198,589.94	198,589.94	
				0.00
SMB0OLD	**Smb-Old**	**0.00**		
BBF		75.00	75.00	
				0.00
SMD0000	**Specialty Court Prog 19-6-489**	**-87,904.05**		
BBF		203,594.19	291,537.00	
				-87,942.81
SMF0000	**Military Funeral Hon 784/09**	**-310,498.68**		
BBF		1,200.00	315,797.55	
				-314,597.55
SMH0000	**ADEM-Haz Matrls Mgt Rev**	**0.00**		
BBF		4,777.29	4,777.29	
				0.00
SMH0100	**ADEM-Special Rev Fee**	**-456,896.75**		
BBF		2,575,011.10	3,052,838.33	
				-477,827.23
SMH0OLD	**Smh-Old**	**0.00**		

Fund / Type	Fund Description / Type Description	Beginning Balance / Debits		Credits	Ending Balance
BBF		661.25		661.25	
					0.00
SMH2017	**EMPG TRAIN & EXERCISE 16**		**-190.98**		
BBF		487,062.39		487,253.37	
					-190.98
SMH2018	**EMPG Training & Exercise 17**		**-455.65**		
BBF		669,670.67		670,126.32	
					-455.65
SMH2019	**EMPG Special Revenue (0995)**		**0.00**		
BBF		394,969.81		394,969.81	
					0.00
SMH2020			**-6,249.65**		
BBF		446,835.23		458,480.28	
					-11,645.05
SMH2021	**EMPG T&E 20 (0995)**		**-5,056.15**		
BBF		480,849.62		489,049.46	
					-8,199.84
SMH2110	**EMPG T&E 21**		**-31,702.53**		
BBF		147,084.07		178,711.20	
					-31,627.13
SMH5000	**ADEM-EMPG-TRNG & EXER 0**		**0.00**		
BBF		348,371.15		348,371.15	
					0.00
SMH5500	**ADEM-EMPG T&E 06**		**0.00**		
BBF		572,713.19		572,713.19	
					0.00
SMH6000	**EMPG Training/Exercise**		**0.00**		
BBF		294,908.29		294,908.29	
					0.00
SMH6100	**ADEM EMPG T&E-SUPP 07 (0**		**0.00**		
BBF		338,916.87		338,916.87	
					0.00
SMH6200	**ADEM EMPG T&E (0995)**		**0.00**		
BBF		426,135.61		426,135.61	
					0.00
SMH6300	**ADEM EMPG T&E (0995)**		**0.00**		
BBF		342,879.31		342,879.31	
					0.00
SMH6400	**EMPG Training/Exercise (099**		**0.00**		
BBF		317,317.44		317,317.44	
					0.00
SMH6500	**Emer Mgmt Performance (099**		**0.00**		
BBF		432,350.76		432,350.76	
					0.00
SMH6600	**EMP Trng & Exercise (0995)**		**0.00**		
BBF		452,950.42		452,950.42	
					0.00
SMH6700	**EmerMgmt PerGRTT&R 19-6-4**		**-33.61**		
BBF		442,253.64		442,287.25	
					-33.61

Fund	Fund Description	Beginning Balance		Ending Balance
Type	Type Description	Debits	Credits	
SMH6800	**EMPG T&E (0995)**	**-19.96**		
BBF		366,899.15	366,919.11	
				-19.96
SMH6900	**EMPG T&E 15 (0995)**	**-1,015.97**		
BBF		286,138.23	287,154.20	
				-1,015.97
SMH7000	**ADM EMPG Info & Education (**	**0.00**		
BBF		327,411.40	327,411.40	
				0.00
SMH7500	**ADEM Empg Info & Ed (0995)**	**0.00**		
BBF		307,882.58	307,882.58	
				0.00
SMH8000	**ADEM-EMPG-IT & E-01**	**0.00**		
BBF		252,824.77	252,824.77	
				0.00
SMH8500	**ADEM-EMPG INFO & EDUC 02**	**0.00**		
BBF		349,396.25	349,396.25	
				0.00
SMI0000	**MMImplementOperation (0620)**	**-34,011,234.32**		
BBF		85,595,370.01	88,163,381.09	
				-2,568,011.08
SMI0100	**AMMA Refund Holding (0625)**	**-72,675.00**		
BBF		0.00	72,675.00	
				-72,675.00
SML0000	**Domestic Peace**	**-1,173.33**		
BBF		4,147,023.40	4,180,434.05	
				-33,410.65
SMM0100	**AMMA Refunds (0625)**	**0.00**		
BBF		772,898.00	772,898.00	
				0.00
SMM1000	**AMM Commission**	**-73,339.00**		
BBF		809,953.34	883,168.34	
				-73,215.00
SMP0000	**Division of AR State Police**	**0.00**		
BBF		1,611,929,024.23	1,611,929,024.23	
				0.00
SMP0100	**Divusuib of AR State Police**	**-2,095,916.52**		
BBF		1,378,306,625.46	1,381,305,148.71	
				-2,998,523.25
SMP0200	**ASP Indirect Admin Costs**	**0.00**		
BBF		195,000,656.03	195,000,656.03	
				0.00
SMP0300	**ASP Special Operating**	**-439,177.41**		
BBF		52,429,679.32	52,868,856.73	
				-439,177.41
SMP0400	**ASP NARC 04**	**0.00**		
BBF		212,913.57	212,913.57	
				0.00
SMP0500	**ASP Used Motor Vehicle**	**-1,062,925.06**		
BBF		10,184,171.43	11,317,831.70	

Fund / Type	Fund Description / Type Description	Beginning Balance / Debits	Credits	Ending Balance
				-1,133,660.27
SMP0600	**ASP-PI/Security**	**-774,982.06**		
BBF		5,918,955.52	6,739,025.68	
				-820,070.16
SMP0700	**ASP Salvage Auction**	**-771,244.87**		
BBF		762,212.89	1,535,869.78	
				-773,656.89
SMP0800	**AR Wireless Network**	**0.00**		
BBF		79,096,639.52	79,096,639.52	
				0.00
SMP0900	**ASP Driving Track**	**-775,200.00**		
BBF		0.00	775,200.00	
				-775,200.00
SMP0OLD	**Smp-Old**	**0.00**		
BBF		2,076,363.30	2,076,363.30	
				0.00
SMP1100	**ASP Health Plan Hldg Act 150(**	**-7,107,507.99**		
BBF		4,063,164.26	11,170,672.25	
				-7,107,507.99
SMP2003	**ASP Highway Safety 402**	**-7,978.73**		
BBF		95,213,639.27	95,221,618.00	
				-7,978.73
SMP2103	**MinPenalties/Repeat Offed 096**	**0.00**		
BBF		664,320.00	664,320.00	
				0.00
SMP2203	**ASP Highway Safety 410**	**0.00**		
BBF		32,416,041.72	32,416,041.72	
				0.00
SMP2303	**ASP Highway Safety 157**	**0.00**		
BBF		2,818,452.55	2,818,452.55	
				0.00
SMP2403	**ASP Highway Safety 03b**	**0.00**		
BBF		118,602.00	118,602.00	
				0.00
SMP2503	**ASP Highway Safety 154**	**0.00**		
BBF		136,891,118.81	136,891,118.81	
				0.00
SMP2603	**ASP Highway Safety 403**	**-208.00**		
BBF		3,703,786.22	3,703,994.22	
				-208.00
SMP2703	**ASP Highway Safety 411**	**0.00**		
BBF		5,047,681.57	5,047,681.57	
				0.00
SMP2803	**ASP Highway Safety 163**	**0.00**		
BBF		2,303,395.59	2,303,395.59	
				0.00
SMP2804	**ASP CDL 04**	**0.00**		
BBF		92,257.03	92,257.03	
				0.00
SMP2805	**ASP CDL 05**	**0.00**		

Fund	Fund Description	Beginning Balance			Ending Balance
Type	Type Description	Debits		Credits	
BBF		690,719.95		690,719.95	
					0.00
SMP2806	**ASP NARC 05**		0.00		
BBF		250,983.11		250,983.11	
					0.00
SMP2808	**Hwy Safety 2010 Act 1288/07**		0.00		
BBF		1,200,450.79		1,200,450.79	
					0.00
SMP2809	**Hwy Safety 406 Act 1288/07**		0.00		
BBF		12,267,719.74		12,267,719.74	
					0.00
SMP2810	**CDL 07 Act 2031/07**		0.00		
BBF		1,203,076.94		1,203,076.94	
					0.00
SMP2811	**TraCS 08 (0960)**		0.00		
BBF		605,478.94		605,478.94	
					0.00
SMP2812	**TSS 08 (0960)**		0.00		
BBF		1,128,249.86		1,128,249.86	
					0.00
SMP2820	**ASP CDL 08 (0960)**		0.00		
BBF		818,579.18		818,579.18	
					0.00
SMP2830	**2009 CDL 1284/09**		0.00		
BBF		968,587.52		968,587.52	
					0.00
SMP2900	**ASP Highway Patrol TSS**		0.00		
BBF		169,414.96		169,414.96	
					0.00
SMP2905	**Fixed Wing Aircraft (0960)**		0.00		
BBF		1,117,421.73		1,117,421.73	
					0.00
SMP2906	**ASP Speed Enforce Upgrade(0**		0.00		
BBF		1,568,446.78		1,568,446.78	
					0.00
SMP2907	**ASP Toward ZeroDeaths (0960**		0.00		
BBF		1,570,658.34		1,570,658.34	
					0.00
SMP2911	**TraCS (0960)**		0.00		
BBF		1,211,642.64		1,211,642.64	
					0.00
SMP2912	**TSS 09 (0960)**		0.00		
BBF		1,720,503.20		1,720,503.20	
					0.00
SMP2913	**E-Citations 1284/09**		0.00		
BBF		4,600.00		4,600.00	
					0.00
SMP2914	**FY2016 COM DRIV LIC PROG(**		0.00		
BBF		562,664.24		562,664.24	
					0.00

Fund / Type	Fund Description / Type Description	Beginning Balance / Debits		Credits	Ending Balance
SMP2915	**ASP Odometer Fraud (0960)**		**0.00**		
BBF		142,914.40		142,914.40	
					0.00
SMP2920	**ASP TraCS10 (0960)**		**0.00**		
BBF		280,095.46		280,095.46	
					0.00
SMP2922	**ASP TSS 10 (960)**		**0.00**		
BBF		1,918,744.74		1,918,744.74	
					0.00
SMP2923	**E-Citation 11 (0960)**		**0.00**		
BBF		273,510.36		273,510.36	
					0.00
SMP2925	**ASP Odometer Fraud**		**0.00**		
BBF		142,150.02		142,150.02	
					0.00
SMP2930	**TraCS 11 (0960)**		**0.00**		
BBF		401,807.02		401,807.02	
					0.00
SMP2932	**TSS 11 (0960)**		**0.00**		
BBF		1,173,298.94		1,173,298.94	
					0.00
SMP2933	**E-Cite 14 (0960)**		**0.00**		
BBF		1,414,393.04		1,414,393.04	
					0.00
SMP2940	**Video Storage (0960)**		**0.00**		
BBF		2,406,683.76		2,406,683.76	
					0.00
SMP2950	**Video Storage 13**		**0.00**		
BBF		1,268,988.46		1,268,988.46	
					0.00
SMP2960	**Video Storage 14 (0960)**		**0.00**		
BBF		648,419.38		648,419.38	
					0.00
SMP2970	**Video Storage 15 Act 267 14**		**0.00**		
BBF		1,344,620.68		1,344,620.68	
					0.00
SMP2980	**VIDEO STORAGE 16 (0960)**		**0.00**		
BBF		3,073,794.39		3,073,794.39	
					0.00
SMP3000	**ASP TSS 05**		**0.00**		
BBF		186,449.27		186,449.27	
					0.00
SMP3003	**Hwy Safety 405 (0960)**		**0.00**		
BBF		1,917,624.28		1,917,624.28	
					0.00
SMP3004	**ASP TCRES IV**		**0.00**		
BBF		957,631.13		957,631.13	
					0.00
SMP3005	**ASP Tracs 05**		**0.00**		
BBF		428,935.18		428,935.18	

Fund / Type	Fund Description / Type Description	Beginning Balance / Debits		Credits	Ending Balance
					0.00
SMP3006	**ASP HP TSSS**		**0.00**		
BBF		964,842.70		964,842.70	
					0.00
SMP3007	**ASP TraCS VI**		**0.00**		
BBF		1,162,357.13		1,162,357.13	
					0.00
SMP3008	**ASP TraCS 07 (0960)**		**0.00**		
BBF		959,968.08		959,968.08	
					0.00
SMP3009	**ASP TSS 07 (0960)**		**0.00**		
BBF		2,311,915.59		2,311,915.59	
					0.00
SMP3014	**FY2017 Comm Driver's Lic Pro**		**0.00**		
BBF		317,104.92		317,104.92	
					0.00
SMP3021	**Hwy Safety 405 MAP 21Act120**		**-10,993.08**		
BBF		50,970,647.13		50,980,708.70	
					-10,061.57
SMP3023	**E-Cite 12 (0960)**		**0.00**		
BBF		2,497,693.29		2,497,693.29	
					0.00
SMP3030	**CDL 10 (0960)**		**0.00**		
BBF		483,592.30		483,592.30	
					0.00
SMP3031	**TRACS 12 (960)**		**0.00**		
BBF		545,517.21		545,517.21	
					0.00
SMP3032	**ASP TSS (0960)**		**0.00**		
BBF		4,330,678.32		4,330,678.32	
					0.00
SMP3033	**E-Cite 13 (0960)**		**0.00**		
BBF		1,731,601.96		1,731,601.96	
					0.00
SMP3040	**CDL 12 (096)**		**0.00**		
BBF		381,924.27		381,924.27	
					0.00
SMP3041	**TRACS 13 (0960)**		**0.00**		
BBF		710,415.36		710,415.36	
					0.00
SMP3042	**TSS 13 (0960)**		**0.00**		
BBF		1,668,566.97		1,668,566.97	
					0.00
SMP3043	**E-CITE CFDA20.609 Act 267 '1**		**0.00**		
BBF		1,456,674.90		1,456,674.90	
					0.00
SMP3044	**E Crash**		**0.00**		
BBF		1,215,852.63		1,215,852.63	
					0.00
SMP3050	**CDL 12-0056**		**0.00**		

Fund	Fund Description	Beginning Balance			Ending Balance
Type	Type Description	Debits		Credits	
BBF		414,218.00		414,218.00	
					0.00
SMP3051	**TRACS 14 (960)**		**0.00**		
BBF		128,331.86		128,331.86	
					0.00
SMP3052	**TSS 14 (0960)**		**0.00**		
BBF		1,372,991.93		1,372,991.93	
					0.00
SMP3054	**E-Crash 15 Act 267 '14 S9**		**0.00**		
BBF		827,404.78		827,404.78	
					0.00
SMP3062	**TSS-15 Act 267 '14**		**0.00**		
BBF		2,407,290.50		2,407,290.50	
					0.00
SMP3064	**E-CRASH 16 (0960)**		**0.00**		
BBF		898,109.85		898,109.85	
					0.00
SMP3070	**HS 148 Hwy Sfty Improve Fun**		**0.00**		
BBF		5,845,829.17		5,845,829.17	
					0.00
SMP3072	**STEP 16 (0960)**		**0.00**		
BBF		1,477,004.81		1,477,004.81	
					0.00
SMP3073	**E-CITE 16 (0960)**		**0.00**		
BBF		487,738.63		487,738.63	
					0.00
SMP3074	**E-CRASH 17 (0960)**		**0.00**		
BBF		620,080.13		620,080.13	
					0.00
SMP3080	**Video Storage 17 (0960)**		**0.00**		
BBF		591,308.05		591,308.05	
					0.00
SMP3083	**E-CITE 17 (0960)**		**0.00**		
BBF		1,218,511.55		1,218,511.55	
					0.00
SMP3084	**E-Crash 18 (0960)**		**0.00**		
BBF		576,167.35		576,167.35	
					0.00
SMP3093	**E-CITE 18 (0960)**		**0.00**		
BBF		1,497,227.78		1,497,227.78	
					0.00
SMP3184	**E-Crash 19 (0960**		**0.00**		
BBF		1,315,664.81		1,315,664.81	
					0.00
SMP3193	**E-Cite 19 (0960)**		**0.00**		
BBF		644,404.80		644,404.80	
					0.00
SMP3284	**E-Crash 20 (0960)**		**0.00**		
BBF		1,105,447.29		1,105,447.29	
					0.00

Fund / Type	Fund Description / Type Description	Beginning Balance / Debits		Credits	Ending Balance
SMP3293	**E-Cite 20 (0960)**		**0.00**		
BBF		553,413.82		553,413.82	
					0.00
SMP3303	**HS 154 Hazard Elimination**		**0.00**		
BBF		138,706.57		138,706.57	
					0.00
SMP3384	**E-Crash 21 (0960)**		**0.00**		
BBF		710,338.94		710,338.94	
					0.00
SMP3393	**E-CITE 21 (0960)**		**0.00**		
BBF		439,180.54		439,180.54	
					0.00
SMP3484	**E-Crash 22 (0960)**		**-1,533.68**		
BBF		573,064.08		574,597.76	
					-1,533.68
SMP3493	**E-Cite 22 (0960)**		**0.00**		
BBF		121,666.12		121,666.12	
					0.00
SMP3980	**Video Storage 18 (0960)**		**0.00**		
BBF		444,267.81		444,267.81	
					0.00
SMP4072	**SELECTIVE TRAFFIC ENFORC**		**0.00**		
BBF		1,453,373.24		1,453,373.24	
					0.00
SMP4080	**Video Storage 19 (0960)**		**0.00**		
BBF		1,926,998.33		1,926,998.33	
					0.00
SMP4180	**Video Storage 20 (0960)**		**0.00**		
BBF		1,429,163.39		1,429,163.39	
					0.00
SMP5072	**Selective Traffic Enfor Prog**		**0.00**		
BBF		1,856,981.87		1,856,981.87	
					0.00
SMP5073	**Selective Traffic Enf Program**		**0.00**		
BBF		2,767,071.10		2,767,071.10	
					0.00
SMP5173	**Selective Traffic Enforce Prog**		**0.00**		
BBF		2,147,307.40		2,147,307.40	
					0.00
SMP5180	**Video Storage 21 (0960)**		**0.00**		
BBF		10,166.46		10,166.46	
					0.00
SMP5280	**Video Storage 22 (0960)**		**-11,435.01**		
BBF		163,934.07		175,369.08	
					-11,435.01
SMP6173	**STEP 21**		**0.00**		
BBF		4,917,178.38		4,917,178.38	
					0.00
SMP6501	**ASP Traffic Safety 02**		**0.00**		
BBF		177,980.28		177,980.28	

Fund / Type	Fund Description / Type Description	Beginning Balance / Debits	Credits	Ending Balance
				0.00
SMP7173	**STEP 22 (0960)**	**-160.74**		
BBF		1,243,253.19	1,243,413.93	
				-160.74
SMP8800	**ASP Vehicles (0960)**	**-3,733,358.37**		
BBF		39,580,194.42	43,409,896.84	
				-3,829,702.42
SMP9602	**ASP Troop K Cont Project**	**-908,090.53**		
BBF		11,093,921.06	12,142,428.87	
				-1,048,507.81
SMP9603	**Hiway Safety StFunding (0960)**	**0.00**		
BBF		149,698.91	149,698.91	
				0.00
SMS0000	**ADH Marine Sanitation**	**-284,231.04**		
BBF		4,307,488.56	4,619,757.56	
				-312,269.00
SNH0100	**DHS-Nrs Hm Prsnl Trng-Exp**	**-739,086.12**		
BBF		720,108.44	1,482,384.46	
				-762,276.02
SNP0000	**Nuclear Planning & Response**	**0.00**		
BBF		60,247.26	60,247.26	
				0.00
SNP0100	**Nuclear Planning & Response-**	**-333,115.20**		
BBF		25,210,890.23	25,516,918.94	
				-306,028.71
SNP0OLD	**Snp-Old**	**0.00**		
BBF		103,899.91	103,899.91	
				0.00
SPC0000	**Lvstk & Pltry Disease & Pest-(**	**0.00**		
BBF		3,328.58	3,328.58	
				0.00
SPC0100	**L/S Bruc Erad**	**0.00**		
BBF		7,717,352.82	7,717,352.82	
				0.00
SPC0101	**L/P Brucellosis Erad/Inspectio**	**-1,278,665.15**		
BBF		6,752,713.06	8,070,421.15	
				-1,317,708.09
SPC0200	**Alpc-Fad (0355)**	**0.00**		
BBF		189,850.00	189,850.00	
				0.00
SPC0201	**L/P Foreign Animal Disease 19**	**0.00**		
BBF		210,683.00	210,683.00	
				0.00
SPC0300	**Alpc-Swine Hlth Protect (0355)**	**0.00**		
BBF		96,068.00	96,068.00	
				0.00
SPC0301	**L/P Swine Health Protection 19**	**0.00**		
BBF		191,724.00	191,724.00	
				0.00
SPC0400	**Alpc-Brucellosis Erad (0355)**	**0.00**		

Fund	Fund Description	Beginning Balance			Ending Balance
Type	Type Description	Debits		Credits	
BBF		200,000.00		200,000.00	
					0.00
SPC0401	**L/P Brucellosis Erad/Maint 19-**		**0.00**		
BBF		246,846.00		246,846.00	
					0.00
SPC0500	**Classical Swine Fever (0355)**		**0.00**		
BBF		7,500.00		7,500.00	
					0.00
SPC0501	**Classical Swine Fever §19-6-4**		**-8.33**		
BBF		75,000.00		75,008.33	
					-8.33
SPC0OLD	**Spc-Old**		**0.00**		
BBF		23,586.41		23,586.41	
					0.00
SPD0100	**People With Disabilities**		**-24,990.94**		
BBF		48,263.94		74,423.85	
					-26,159.91
SPE0000	**ADEQ-Fee Admin**		**0.00**		
BBF		305,139.51		305,139.51	
					0.00
SPE0100	**Water Sld Wst & Mics Permit F**		**0.00**		
BBF		57,761,043.39		57,761,043.39	
					0.00
SPE0300	**ADEQ-Air Permit Fee**		**0.00**		
BBF		8,558,731.53		8,558,731.53	
					0.00
SPE0OLD	**Spe-Old**		**0.00**		
BBF		146,890.50		146,890.50	
					0.00
SPET500	**ADEQ-Cln Air T5 Permit Fee**		**0.00**		
BBF		52,474,293.99		52,474,293.99	
					0.00
SPF0000	**Comty Punshmt-Revl-(485)**		**0.00**		
BBF		20,408.25		20,408.25	
					0.00
SPF0100	**Comty Punshmt Rev-Oprs**		**-14,616,522.79**		
BBF		97,562,645.61		113,402,100.44	
					-15,839,454.83
SPF0OLD	**Spf-Old**		**0.00**		
BBF		617,003.39		617,003.39	
					0.00
SPS0000	**Lvstock & Pltry Spe Rev-(355)**		**0.00**		
BBF		115,973.92		115,973.92	
					0.00
SPS0100	**AR Agri L/P Special Revenue**		**0.00**		
BBF		11,176,561.00		11,176,561.00	
					0.00
SPS0101	**Livestock/Poultry Special Rev**		**-771,995.43**		
BBF		5,910,078.59		7,007,051.63	
					-1,096,973.04

Fund / Type	Fund Description / Type Description	Beginning Balance / Debits	Credits	Ending Balance
SPT0000	**AR Parks/Tourism Consrv Tax**	**0.00**		
BBF		843,352,197.50	843,352,197.50	
				0.00
SPT0100	**Dept Parks Heritage Tourism**	**-39,979,743.39**		
BBF		529,465,728.14	573,298,584.57	
				-43,832,856.43
SPT0OLD	**Spt-Old**	**0.00**		
BBF		2,368,865.52	2,368,865.52	
				0.00
SPT6000	**Consrv Tax-Constr Repairs**	**-263.16**		
BBF		872,731,229.23	872,731,492.39	
				-263.16
SRD0000	**Catastrophic Reserve 19-6-486**	**-1,202,991,928.08**		
BBF		50,000,000.00	1,252,991,928.08	
				-1,202,991,928.08
SRI0000	**Research Infrastructure**	**0.00**		
BBF		2,050,000.00	2,050,000.00	
				0.00
SRP0000	**Rice Research & Promotion Bı**	**0.00**		
BBF		375.30	375.30	
				0.00
SRP0100	**Rice Research & Promo Bd-Op**	**-432,615.15**		
BBF		28,566,881.96	29,193,821.58	
				-626,939.62
SRP0OLD	**Srp-Old**	**0.00**		
BBF		200,951.78	200,951.78	
				0.00
SRS0000	**Reg Sub Stor Tank Prg**	**-1,688,919.73**		
BBF		16,563,950.22	18,589,445.25	
				-2,025,495.03
SRS0100	**Reg Sub Stor Tank Prg**	**0.00**		
BBF		825,868.32	825,868.32	
				0.00
SRS0OLD	**Srs-Old**	**0.00**		
BBF		3,500.26	3,500.26	
				0.00
SRX0000	**AR Rx Program**	**0.00**		
BBF		2,533,094.49	2,533,094.49	
				0.00
SRX0100	**AR Rx Program DCO**	**0.00**		
BBF		245.75	245.75	
				0.00
SSA0000	**AR CourtAppointedSpecAdvo**	**-17,784.71**		
BBF		42,850.00	62,192.99	
				-19,342.99
SSC0000	**Child & Sex Offndr Registry**	**0.00**		
BBF		109,379.17	109,379.17	
				0.00
SSC0480	**ADC Sex/Child Offen Reg-048**	**-301,981.13**		
BBF		40,276.68	346,395.92	

Fund / Type	Fund Description / Type Description	Beginning Balance / Debits	Credits	Ending Balance
				-306,119.24
SSC0990	**ACIC Sex/Child Offend Reg-09**	**-102,540.83**		
BBF		19,521.56	126,200.50	
				-106,678.94
SSD0000	**Individual Sewage Disposal Sy**	**-118,536.75**		
BBF		480,549.51	602,108.67	
				-121,559.16
SSD0100	**Individual Sewage Disp Sys-O**	**0.00**		
BBF		378,336.32	378,336.32	
				0.00
SSD0OLD	**Ssd-Old**	**0.00**		
BBF		1,387.49	1,387.49	
				0.00
SSE0000	**AR Citizens 1st Resp Safety**	**-8.92**		
BBF		675,919.12	704,937.11	
				-29,017.99
SSF0000	**Public School Facilities**	**0.00**		
BBF		7,006,664.37	7,006,664.37	
				0.00
SSM0000	**Spyware Monitoring**	**-91,740.21**		
BBF		3,746.84	95,487.05	
				-91,740.21
SSP0100	**ADE Public School Support**	**0.00**		
BBF		12,589.63	12,589.63	
				0.00
SSR0000	**Severed Resources-Special**	**0.00**		
BBF		700.00	700.00	
				0.00
SSR0100	**Severed Resources-Oprs**	**0.00**		
BBF		68,217.10	68,217.10	
				0.00
SSS0000	**Signature Imaging**	**0.00**		
BBF		42.00	42.00	
				0.00
SSS0100	**SOS Signature Imaging**	**0.00**		
BBF		416,355.94	416,355.94	
				0.00
SST0000	**AR Agri Dept L/P Swine Testin**	**0.00**		
BBF		244.15	244.15	
				0.00
SST0100	**AR Agri Dept L/P Swine Testin**	**0.00**		
BBF		4,448.75	4,448.75	
				0.00
SST0101	**Livestock/Poultry Swine Testir**	**-1,623.80**		
BBF		284.09	1,909.83	
				-1,625.74
SSV0000	**Alcoholic Bev Control 19-6-82:**	**-131.08**		
BBF		1,023,318.27	1,023,449.35	
				-131.08
SSV0100	**Alcohol Bev Control**	**-402,893.61**		

Fund / Type	Fund Description / Type Description	Beginning Balance / Debits	Credits	Ending Balance
BBF		359,403.36	770,567.46	
				-411,164.10
SSW0000	**Social Work Licensing Bd**	**0.00**		
BBF		896.49	896.49	
				0.00
SSW0100	**Social Work Licensing-Operati**	**-778,727.50**		
BBF		1,971,283.79	2,768,185.16	
				-796,901.37
SSW0OLD	**Ssw-Old**	**0.00**		
BBF		3,679.35	3,679.35	
				0.00
STC0000	**Telecommunications Equipme**	**0.00**		
BBF		2,097.72	2,097.72	
				0.00
STC0100	**Telecomm Equip Fund-Oprs**	**-809,837.43**		
BBF		3,099,364.17	3,944,272.09	
				-844,907.92
STC0OLD	**Stc-Old**	**0.00**		
BBF		4,353.24	4,353.24	
				0.00
STR0000	**AR Tob Cont Rev ACA 19-6-83**	**0.00**		
BBF		2,845,005.76	2,845,005.76	
				0.00
STR0100	**ATC Revenue**	**-1,880,817.18**		
BBF		298,102.11	2,532,175.79	
				-2,234,073.68
STS0000	**Tuberculosis Sanatorium Leas**	**0.00**		
BBF		1,610.59	1,610.59	
				0.00
SVR0000	**Elec Comm-Comptr Voter Reg**	**0.00**		
BBF		26,114.79	26,114.79	
				0.00
SVS0000	**AR Video Service Fund (0063)**	**-31,701.62**		
BBF		0.00	31,701.62	
				-31,701.62
SWA0000	**AR Weather Assistance**	**0.00**		
BBF		1,032,552.00	1,032,552.00	
				0.00
SWF0000	**Workforce 2000 Dev Fund**	**0.00**		
BBF		31,018,751.23	31,018,751.23	
				0.00
SWF0100	**Wkforce 2000 Dev-Grant/Exp**	**-0.22**		
BBF		620,638,982.69	624,024,945.53	
				-3,385,962.84
SWG0000	**AR Wine Grants (0900)**	**0.00**		
BBF		4,272,611.70	4,973,780.10	
				-701,168.40
SWG0100	**Arkansas Wine Grants (0620)**	**0.00**		
BBF		941,141.25	941,141.25	
				0.00

Fund / Type	Fund Description / Type Description	Beginning Balance / Debits	Credits	Ending Balance
SWP0000	**Wheat Promotion Board**	**0.00**		
BBF		202.00	202.00	
				0.00
SWP0100	**Wheat Promotion Bd-Operatio**	**-110,022.91**		
BBF		1,446,296.04	1,556,318.95	
				-110,022.91
SWP0OLD	**Swp-Old**	**0.00**		
BBF		63.80	63.80	
				0.00
SWR0000	**Wildlife Rec Fac 687/09**	**0.00**		
BBF		4,473.00	4,473.00	
				0.00
SWT0000	**In God We Trust License Plate**	**0.00**		
BBF		1,471,304.79	1,481,640.39	
				-10,335.60
SXA0100	**AR Abstractors' BD 19-6-415**	**-123,353.31**		
BBF		324,082.70	453,608.82	
				-129,526.12
SXA0OLD	**Sxa-Old**	**0.00**		
BBF		3,314.11	3,314.11	
				0.00
SXC0000	**Cosmetology Board**	**0.00**		
BBF		90,475.60	90,475.60	
				0.00
SXC0100	**Cosmetology Board-Operation**	**0.00**		
BBF		3,956,028.84	3,956,028.84	
				0.00
SXC0OLD	**Sxc-Old**	**0.00**		
BBF		17,914.82	17,914.82	
				0.00
SXD0000	**Cosmetology Construction**	**0.00**		
BBF		1,105,053.75	1,105,053.75	
				0.00
SXV0000	**Veterinary Exam Board**	**0.00**		
BBF		1,182.87	1,182.87	
				0.00
SXV0100	**Veterinary Exam Board-Operat**	**-705,195.09**		
BBF		1,947,518.62	2,652,522.41	
				-705,003.79
SXV0OLD	**Sxv-Old**	**0.00**		
BBF		1,452.54	1,452.54	
				0.00
TAC0000	**Accountability Court 19-5-1144**	**0.00**		
BBF		3,481,757.18	3,481,757.18	
				0.00
TAC0100	**Accountability Court 19-5-1144**	**-422,971.69**		
BBF		24,010.55	446,982.24	
				-422,971.69
TAD0100	**Pesticide & Plant Regulator**	**0.00**		
BBF		30,000.00	30,000.00	

Fund / Type	Fund Description / Type Description	Beginning Balance / Debits	Credits	Ending Balance
				0.00
TAD0200	**Plant Bd-Reg Disp Prg-(445)**	**0.00**		
BBF		614,671.92	614,671.92	
				0.00
TAD0201	**Pesticide/Plant Disposal 19-5-**	**-668,084.98**		
BBF		1,806,389.60	2,476,585.05	
				-670,195.45
TAF0000	**Asset Forfeiture**	**-16,761.06**		
BBF		7,572,514.30	7,589,275.36	
				-16,761.06
TAF0100	**Spec St Assets Forfeit (0620)**	**0.00**		
BBF		1,964,402.80	1,964,402.80	
				0.00
TAF0200	**Sp St Assets Forteiture (0034)**	**0.00**		
BBF		592,816.20	592,816.20	
				0.00
TAF0300	**State Police Federal 25% (062(**	**0.00**		
BBF		512,234.34	512,234.34	
				0.00
TAF0400	**State Police Federal 65% (062(**	**0.00**		
BBF		1,332,183.99	1,332,183.99	
				0.00
TAJ0000	**State Admin Of Justice-(620)**	**0.00**		
BBF		2,796,499.56	2,796,499.56	
				0.00
TAJ0100	**State Admin Of Justice-Oprs-(**	**0.00**		
BBF		43,624,068.39	43,624,068.39	
				0.00
TAJ0200	**St Admin Of Justice-Co/City R**	**0.00**		
BBF		4,340,297.36	4,340,297.36	
				0.00
TAJ0300	**St Admin Of Justice-St Prgms/**	**-19,085,436.09**		
BBF		1,111,642,979.09	1,133,167,979.11	
				-21,525,000.02
TAJ0400	**St Admin Of Justice-Sch Of La**	**0.00**		
BBF		1,000,000.00	1,000,000.00	
				0.00
TAJ0500	**St Admin Of Justice-Sch Of La**	**0.00**		
BBF		1,000,134.67	1,000,134.67	
				0.00
TAJ0OLD	**Taj-Old**	**0.00**		
BBF		243,590.97	243,590.97	
				0.00
TAJ2301	**St Admin Of Justice-Dstr Crt A**	**0.00**		
BBF		4,978,705.03	4,978,705.03	
				0.00
TAJ2302	**St Admin Of Justice-Dstr Crt C**	**0.00**		
BBF		49,999.92	49,999.92	
				0.00
TAR0000	**Judges Retirement**	**-38,410.52**		

Fund	Fund Description	Beginning Balance		Ending Balance
Type	Type Description	Debits	Credits	
BBF		204,344,024.99	204,382,435.51	
				-38,410.52
TAR0OLD	**Tar-Old**	**0.00**		
BBF		28,842.08	28,842.08	
				0.00
TAS0000	**Securities Reserve**	**-31,509,068.93**		
BBF		1,061,947,968.69	1,100,076,764.89	
				-38,128,796.20
TAS0OLD	**Tas-Old**	**0.00**		
BBF		48,199.90	48,199.90	
				0.00
TAW0000	**AR Home Program19-5-1146**	**-73,139,133.89**		
BBF		190,583,287.47	263,722,421.36	
				-73,139,133.89
TAX0000	**Ad Valorem Tax**	**-4,695,490.31**		
BBF		400,620,620.96	405,311,620.37	
				-4,690,999.41
TBA0000	**Pub Elem & Sec Sch Ins-(500)**	**0.00**		
BBF		356,683,657.40	356,683,657.40	
				0.00
TBA0100	**DOE-Sch Ins-Oprs-(500)**	**0.00**		
BBF		2,592,791.15	2,592,791.15	
				0.00
TBA0425	**Ins Elem/Sec Sch Ins (0425)**	**0.00**		
BBF		19,334,027.65	19,334,027.65	
				0.00
TBA0OLD	**Tba-Old**	**0.00**		
BBF		1,502,321.88	1,502,321.88	
				0.00
TBA1001	**DOE-Sch Ins-Oprs**	**0.00**		
BBF		362,474,732.46	362,474,732.46	
				0.00
TBB0000	**DFA Rev-Interstate Mtr Fuel Ta**	**-59,043.94**		
BBF		92,681,845.25	92,742,138.52	
				-60,293.27
TBB0OLD	**Tbb-Old**	**0.00**		
BBF		425,056.61	425,056.61	
				0.00
TBC0000	**DFA-Rev Gasoline Tax Refund**	**-6,348.69**		
BBF		619,134.50	625,483.19	
				-6,348.69
TBC0OLD	**Tbc-Old**	**0.00**		
BBF		6,292.15	6,292.15	
				0.00
TBF0000	**TBF0000**	**0.00**		
BBF		1,006,000.00	1,006,000.00	
				0.00
TBH0000	**Higher Educ Proj Dev**	**0.00**		
BBF		4,527,903.48	4,527,903.48	
				0.00

Fund / Type	Fund Description / Type Description	Beginning Balance / Debits		Credits	Ending Balance
TBH0130	**Higher Ed Proj-ADFA Loan**		**0.00**		
BBF		7,425.00		7,425.00	
					0.00
TBH0201	**High Ed Proj Dev-1na Ed Com**		**0.00**		
BBF		288,335.16		288,335.16	
					0.00
TBH0251	**High Ed Proj Dev-2pa Crit Mai**		**0.00**		
BBF		62,376.00		62,376.00	
					0.00
TBH0502	**ADHE SAU**		**0.00**		
BBF		608.00		608.00	
					0.00
TBH05AK	**High Ed Proj Dev-2PB Capital**		**0.00**		
BBF		77,618.00		77,618.00	
					0.00
TBH0OLD	**Tbh-Old**		**0.00**		
BBF		1,043,497.17		1,043,497.17	
					0.00
TBH1501	**High Ed Proj Dev-2hv Satellite**		**0.00**		
BBF		1,150.00		1,150.00	
					0.00
TBH1503	**High Ed Proj Dev-1nf Fire Stat**		**0.00**		
BBF		196,013.91		196,013.91	
					0.00
TBH1512	**ADHE SAU**		**0.00**		
BBF		1.69		1.69	
					0.00
TBH1551	**High Ed Proj Dev-2pz Crit Mai**		**0.00**		
BBF		68,672.36		68,672.36	
					0.00
TBH15AA	**High Ed Proj Dev-2pz Instr Eq**		**0.00**		
BBF		19,612.89		19,612.89	
					0.00
TBH15AB	**SAUT-CSB ICR Equipment**		**0.00**		
BBF		38.30		38.30	
					0.00
TBH15AC	**High Ed Proj Dev-2pz Libry Te**		**0.00**		
BBF		8,176.76		8,176.76	
					0.00
TBH15AK	**SAUT-CSB Priority Equipment**		**0.00**		
BBF		81.01		81.01	
					0.00
TBH16AK	**UA CCB-CSB Int Dist 2001**		**0.00**		
BBF		32,506.00		32,506.00	
					0.00
TBH1703	**High Ed Proj Dev-2PV Const**		**0.00**		
BBF		219,257.00		219,257.00	
					0.00
TBH1751	**High Ed Proj-2PV Crit Maint**		**0.00**		
BBF		7,685.32		7,685.32	

Fund / Type	Fund Description / Type Description	Beginning Balance / Debits		Credits	Ending Balance
					0.00
TBH1951	WC CSB Int Dist 2001		0.00		
BBF		48,336.00		48,336.00	
					0.00
TBH2051	High Ed Proj Dev-2rw Crit Mai		0.00		
BBF		19,015.00		19,015.00	
					0.00
TBH2052	High Ed Proj Dev-2PC Phase 2		0.00		
BBF		30,666.04		30,666.04	
					0.00
TBH25AA	High Ed Proj Dev-2pe Crit Mai		0.00		
BBF		275,669.00		275,669.00	
					0.00
TBH28AK	ASU-MH CSB Int Dist 2001		0.00		
BBF		24,889.00		24,889.00	
					0.00
TBH29AK	ASU-Newport CSB Int Dist 200		0.00		
BBF		36,151.00		36,151.00	
					0.00
TBH3051	High Ed Proj Dev-2pg Crit Mai		0.00		
BBF		195.98		195.98	
					0.00
TBH30AC	ATU-CSB Library/Tech Equipm		0.00		
BBF		23.21		23.21	
					0.00
TBH30AK	High Ed Proj-2pg Capital Outla		0.00		
BBF		127,340.05		127,340.05	
					0.00
TBH3501	High Ed Proj Dev-1nn Sci Eng		0.00		
BBF		100,876.58		100,876.58	
					0.00
TBH3506	ADHE UAF		0.00		
BBF		7,227.18		7,227.18	
					0.00
TBH3552	High Ed Proj Dev-2ph Crit Mai		0.00		
BBF		866,165.78		866,165.78	
					0.00
TBH3553	High Ed Proj Dev-2pj Aes Crit		0.00		
BBF		162,311.28		162,311.28	
					0.00
TBH3555	High Ed Proj Dev-2pm Arch Su		0.00		
BBF		3,571.00		3,571.00	
					0.00
TBH3556	High Ed Proj Dev-2RY Equip		0.00		
BBF		9,969.84		9,969.84	
					0.00
TBH35AA	High Ed Proj Dev-2ph Crit Mai		0.00		
BBF		444,227.03		444,227.03	
					0.00
TBH35AB	High Ed Proj Dev-2ph Instr Eq		0.00		

Fund	Fund Description	Beginning Balance			Ending Balance
Type	Type Description	Debits		Credits	
BBF		83.07		83.07	
					0.00
TBH35AC	UAF-CJI CSB Int Dist 2001		0.00		
BBF		11,686.00		11,686.00	
					0.00
TBH35AD	UAF-CSB Int Dist 2001		0.00		
BBF		31,178.00		31,178.00	
					0.00
TBH35AJ	UA Sys-CSB Priority Equipme		0.00		
BBF		81.21		81.21	
					0.00
TBH35AK	High Ed Proj-2ph Priority Equi		0.00		
BBF		595,672.81		595,672.81	
					0.00
TBH4502	High Ed Proj Dev-1nt Sci Com		0.00		
BBF		110,777.23		110,777.23	
					0.00
TBH45AA	UALR-CSB Critical Main		0.00		
BBF		990.00		990.00	
					0.00
TBH45AK	High Ed Proj-2pn Priority Equi		0.00		
BBF		306,862.27		306,862.27	
					0.00
TBH5051	High Ed Proj Dev-2pp Crit Mai		0.00		
BBF		364,447.16		364,447.16	
					0.00
TBH50AA	UAMS-CSB Critical Main		0.00		
BBF		125.00		125.00	
					0.00
TBH50AB	UAMS-CSB ICR Equipment		0.00		
BBF		431.03		431.03	
					0.00
TBH50AK	High Ed Proj-2pp Priority Equi		0.00		
BBF		752,606.05		752,606.05	
					0.00
TBH5551	High Ed Proj Dev-2pq Crit Mai		0.00		
BBF		81,434.00		81,434.00	
					0.00
TBH6004	High Ed Proj Dev-1NX Constr		0.00		
BBF		5,574,884.84		5,574,884.84	
					0.00
TBH6010	ADHE UAPB		0.00		
BBF		53,564.76		53,564.76	
					0.00
TBH6051	High Ed Proj Dev-2pr Crit Mair		0.00		
BBF		199,933.03		199,933.03	
					0.00
TBH60AA	ADHE UAPB		0.00		
BBF		0.19		0.19	
					0.00

Fund / Type	Fund Description / Type Description	Beginning Balance / Debits		Credits	Ending Balance
TBH6501	**High Ed Proj Dev-1ny Aetn Uc**		**0.00**		
BBF		1,526,255.93		1,526,255.93	
					0.00
TBH6551	**UCA-CSB Int Dist 2001**		**0.00**		
BBF		161,274.00		161,274.00	
					0.00
TBH6701	**High Ed Proj Dev-1pn Library I**		**0.00**		
BBF		531,681.67		531,681.67	
					0.00
TBH6751	**High Ed Proj Dev-2pw Crit Mai**		**0.00**		
BBF		40,117.00		40,117.00	
					0.00
TBH6801	**High Ed Proj Dev-1PR Acad Te**		**0.00**		
BBF		316,651.78		316,651.78	
					0.00
TBH6851	**High Ed Proj Dev-2rr Crit Main**		**0.00**		
BBF		2,597.24		2,597.24	
					0.00
TBH68AA	**High Ed Proj Dev-2RR Equip**		**0.00**		
BBF		211,933.12		211,933.12	
					0.00
TBH68AB	**OTC-CSB ICR Equipment**		**0.00**		
BBF		134.29		134.29	
					0.00
TBH68AC	**High Ed Proj Dev-2RR Libry To**		**0.00**		
BBF		14.83		14.83	
					0.00
TBH68AD	**High Ed Proj Dev-2RR Constr**		**0.00**		
BBF		173,836.00		173,836.00	
					0.00
TBH68AK	**OTC-CSB Priority Equipment**		**0.00**		
BBF		2,628.07		2,628.07	
					0.00
TBH6951	**High Ed Proj-1BS Crit Maint**		**0.00**		
BBF		47,914.94		47,914.94	
					0.00
TBH69AA	**High Ed Proj Dev-1bs Crit Mai**		**0.00**		
BBF		3,143.72		3,143.72	
					0.00
TBH7051	**High Ed Proj-2PT Crit Maint**		**0.00**		
BBF		27,100.86		27,100.86	
					0.00
TBH7551	**High Ed Proj-Garland Ccc-2pu**		**0.00**		
BBF		16,491.00		16,491.00	
					0.00
TBH7751	**High Ed Proj Dev-2px Crit Mai**		**0.00**		
BBF		43,145.14		43,145.14	
					0.00
TBH80AB	**MCCC-CSB Priority Equipmen**		**0.00**		
BBF		122.97		122.97	

Fund / Type	Fund Description / Type Description	Beginning Balance / Debits		Credits	Ending Balance
					0.00
TBH80AK	MCCC CSB Int Dist 2001		0.00		
BBF		43,507.00		43,507.00	
					0.00
TBH8503	High Ed Proj Dev-2RJ Const		0.00		
BBF		22,061.00		22,061.00	
					0.00
TBH8751	High Ed Proj Dev-2RS CritMair		0.00		
BBF		84.15		84.15	
					0.00
TBH87AA	High Ed Proj Dev-2RS Equip		0.00		
BBF		51,495.79		51,495.79	
					0.00
TBH87AC	High Ed Proj Dev-2RS LibryTe		0.00		
BBF		92.83		92.83	
					0.00
TBH8951	ADHE UACC Morrilton		0.00		
BBF		35,680.00		35,680.00	
					0.00
TBH9051	High Ed Proj Dev-2rk Crit Main		0.00		
BBF		35,901.00		35,901.00	
					0.00
TBH91AK	High Ed Proj-2ru Priority Equi		0.00		
BBF		34,313.13		34,313.13	
					0.00
TBH9251	High Ed Proj Dev-2RM CritMai		0.00		
BBF		9,231.00		9,231.00	
					0.00
TBH92AC	ADHE RMCC		0.00		
BBF		157.27		157.27	
					0.00
TBH92AK	RMCC-Priority Equip		0.00		
BBF		2,015.00		2,015.00	
					0.00
TBH9303	High Ed Proj Dev-2RN Constr		0.00		
BBF		48,081.93		48,081.93	
					0.00
TBH9351	High Ed Proj Dev-2RN Renov		0.00		
BBF		178.47		178.47	
					0.00
TBH93AA	High Ed Proj Dev-2rn Crit Mair		0.00		
BBF		20,118.00		20,118.00	
					0.00
TBH93AK	High Ed Proj-2RN Priority Eqp		0.00		
BBF		74,169.57		74,169.57	
					0.00
TBH9451	ADHE PTC		0.00		
BBF		1.00		1.00	
					0.00
TBH94AK	Ptc-Priority Equip		0.00		

Fund	Fund Description	Beginning Balance		Ending Balance
Type	Type Description	Debits	Credits	
BBF		46,452.00	46,452.00	
				0.00
TBH9501	High Ed Proj Dev-1FU Library	0.00		
BBF		2,719.60	2,719.60	
				0.00
TBH9851	High Ed Proj Dev-2rq-Crit Mair	0.00		
BBF		31,400.98	31,400.98	
				0.00
TBJ0000	College Savings Bonds	0.00		
BBF		440,819,049.33	440,819,049.33	
				0.00
TBJ0015	Higher Ed 2015 bond 2007C 00	0.00		
BBF		36,570,844.50	36,570,844.50	
				0.00
TBJ007A	Coll Savings Bond 2007A (006	0.00		
BBF		53,136,077.80	53,136,077.80	
				0.00
TBJ007B	Coll Savings Bond 2007B (006	0.00		
BBF		37,980,655.44	37,980,655.44	
				0.00
TBJ007C	Coll Savings Bond 2007C(006	0.00		
BBF		20,295,465.40	20,295,465.40	
				0.00
TBJ0100	Coll Svg Bnds-Srs A 1991	0.00		
BBF		12,446,982.15	12,446,982.15	
				0.00
TBJ0200	Coll Svg Bnds-Srs B 1991	0.00		
BBF		16,979,725.43	16,979,725.43	
				0.00
TBJ0300	Coll Svg Bnds-Srs C 1991	0.00		
BBF		9,466,599.32	9,466,599.32	
				0.00
TBJ0400	Coll Svg Bnds-Srs A 1993	0.00		
BBF		27,509,217.93	27,509,217.93	
				0.00
TBJ0500	Coll Svg Bnds-Srs A 1995	0.00		
BBF		12,339,556.00	12,339,556.00	
				0.00
TBJ0600	Coll Svg Bnds-Srs A 1996	0.00		
BBF		12,026,654.66	12,026,654.66	
				0.00
TBJ0700	Coll Svg Bnds-Srs B 1996	0.00		
BBF		8,387,670.85	8,387,670.85	
				0.00
TBJ0800	Coll Svg Bnds-Srs C 1996	0.00		
BBF		30,132,212.13	30,132,212.13	
				0.00
TBJ0900	Coll Svg Bnds-Srs A 1997	0.00		
BBF		22,517,317.67	22,517,317.67	
				0.00

Fund / Type	Fund Description / Type Description	Beginning Balance / Debits	Credits	Ending Balance
TBJ1000	**Coll Svg Bnds-Srs B 1997**	**0.00**		
BBF		24,152,461.98	24,152,461.98	
				0.00
TBJ1100	**Coll Svg Bnds-Srs A 1998**	**0.00**		
BBF		33,056,426.29	33,056,426.29	
				0.00
TBJ1200	**Treas College Savings Bonds**	**0.00**		
BBF		41,859,860.52	41,859,860.52	
				0.00
TBJ1300	**Higher Ed 2016 Bond Issue**	**0.00**		
BBF		91,702,732.64	91,702,732.64	
				0.00
TBL0000	**Sm Bus Revolving Ln**	**-1,665,619.40**		
BBF		77,474,631.01	79,140,250.41	
				-1,665,619.40
TBL0100	**Sm Bus Revolving Ln**	**0.00**		
BBF		1,365,866.35	1,365,866.35	
				0.00
TBL0OLD	**Tbl-Old**	**0.00**		
BBF		138.71	138.71	
				0.00
TBP0000	**Best Practices Act 570/11 S124**	**-4,117.50**		
BBF		2,937,222.93	2,941,340.43	
				-4,117.50
TBQ0000	**Social Innovation 19-5-1143**	**0.00**		
BBF		928,585.00	928,585.00	
				0.00
TBS0000	**Budget Stabilization Trust**	**-173,046,425.36**		
BBF		23,503,981,628.42	23,675,828,053.78	
				-171,846,425.36
TBS0300	**Budget Stabilization SAP**	**0.00**		
BBF		7,701,147.26	7,701,147.26	
				0.00
TBS0OLD	**Tbs-Old**	**0.00**		
BBF		505,492.27	505,492.27	
				0.00
TCA0100	**County Assessors Continuing**	**-382,339.59**		
BBF		217,051.80	599,391.39	
				-382,339.59
TCC0100	**County Coll Ctng Ed-Oprs-(059**	**-201,276.50**		
BBF		754,957.68	956,234.18	
				-201,276.50
TCC0OLD	**Tcc-Old**	**0.00**		
BBF		2,740.17	2,740.17	
				0.00
TCE0000	**Co Treas Cont Ed-(059)**	**0.00**		
BBF		58.58	58.58	
				0.00
TCE0100	**Co Treas Cont Ed-Oprs-(059)**	**-50,953.60**		
BBF		914,415.51	965,369.11	

Fund / Type	Fund Description / Type Description	Beginning Balance / Debits	Credits	Ending Balance
				-50,953.60
TCE0OLD	**Tce-Old**	**0.00**		
BBF		10,798.32	10,798.32	
				0.00
TCG0000	**Cap Grnds Monument/Memori**	**-77,455.19**		
BBF		41,545.47	119,000.66	
				-77,455.19
TCH0000	**Baby Sharon's Illness**	**-111,314.70**		
BBF		228,863.76	340,178.46	
				-111,314.70
TCI0000	**Workforce Education**	**0.00**		
BBF		87,260.32	87,260.32	
				0.00
TCI0100	**Wrforce Ed-Constr Craft Trng I**	**0.00**		
BBF		11,249,483.36	11,249,483.36	
				0.00
TCI0101	**Construction Industr**	**-1,091,173.85**		
BBF		1,939,062.55	3,021,728.96	
				-1,082,666.41
TCI0OLD	**Tci-Old**	**0.00**		
BBF		16,368.83	16,368.83	
				0.00
TCR0000	**Crime Victims Reparation Revl**	**0.00**		
BBF		147,642.86	147,642.86	
				0.00
TCR0100	**Crime Victims Reparation Revl**	**0.00**		
BBF		43,075,354.41	43,075,354.41	
				0.00
TCR0101	**Crime Victims Revolv**	**-2,109,726.47**		
BBF		4,214,643.52	6,325,027.85	
				-2,110,384.33
TCR0OLD	**Tcr-Old**	**0.00**		
BBF		219,784.04	219,784.04	
				0.00
TCS0000	**Private Career Education-(216)**	**0.00**		
BBF		21,214.92	21,214.92	
				0.00
TCS0100	**Private Career Education-Trus**	**0.00**		
BBF		3,852,479.08	3,852,479.08	
				0.00
TCS0200	**ADHE Stud Prot (0700)**	**-1,283,065.60**		
BBF		341,455.70	1,624,856.03	
				-1,283,400.33
TCT0000	**Childrens Trust**	**0.00**		
BBF		658,206.64	658,206.64	
				0.00
TCT0100	**Childrens Trust**	**0.00**		
BBF		9,811,523.61	9,811,523.61	
				0.00
TCT0200	**Children's Trust (0710)**	**-2,930,576.91**		

Fund	Fund Description	Beginning Balance		Ending Balance
Type	Type Description	Debits	Credits	
BBF		163,034.62	3,118,398.55	
				-2,955,363.93
TCT0OLD	**Tct-Old**	**0.00**		
BBF		257,702.99	257,702.99	
				0.00
TCU0000	**Natl Cancer Inst**	**-28,599,151.50**		
BBF		16,435,050.97	72,454,419.22	
				-56,019,368.25
TDA0000	**Wst Dispsl & Pol Abtmnt**	**0.00**		
BBF		170,118.72	170,118.72	
				0.00
TDA0300	**SWD & Pol Abt Fac-Srs A 1992**	**0.00**		
BBF		1,384,748.42	1,384,748.42	
				0.00
TDA0400	**SWD & Pol Abt Fac-Srs B 1992**	**0.00**		
BBF		7,281,305.00	7,281,305.00	
				0.00
TDA0500	**SWD & Pol Abt Fac-Srs A 1995**	**0.00**		
BBF		635,026.25	635,026.25	
				0.00
TDA0600	**SWD & Pol Abt Fac-Srs A 1996**	**0.00**		
BBF		1,971,306.90	1,971,306.90	
				0.00
TDA0700	**SWD & Pol Abt Fac-Srs A 1997**	**0.00**		
BBF		816,247.03	816,247.03	
				0.00
TDA0800	**SWD & Pol Abt Fac-Srs A 1998**	**0.00**		
BBF		3,385,444.54	3,385,444.54	
				0.00
TDB0000	**Water Resources Develop Bon**	**0.00**		
BBF		470,576.35	470,576.35	
				0.00
TDB0100	**Wtr Res Dev Bnds-Srs A 1992-**	**0.00**		
BBF		5,055,600.27	5,055,600.27	
				0.00
TDB0400	**Wtr Res Dev Bnds-Srs A 1993**	**0.00**		
BBF		5,504,078.75	5,504,078.75	
				0.00
TDB0500	**Wtr Res Dev Bnds-Srs A 1995**	**0.00**		
BBF		2,321,835.56	2,321,835.56	
				0.00
TDB0600	**Wtr Res Dev Bnds-Srs A 1996**	**0.00**		
BBF		1,367,086.29	1,367,086.29	
				0.00
TDB0700	**Wtr Res Dev Bnds-Srs B 1996**	**0.00**		
BBF		881,538.17	881,538.17	
				0.00
TDB0800	**Wtr Res Dev Bnds-Srs A 1997**	**0.00**		
BBF		915,031.00	915,031.00	
				0.00

Fund / Type	Fund Description / Type Description	Beginning Balance / Debits		Credits	Ending Balance
TDB0900	**Wtr Res Dev Bnds-Srs B 1997**		**0.00**		
BBF		1,789,355.39		1,789,355.39	
					0.00
TDB1000	**Wtr Res Dev Bnds-Srs A 1998**		**0.00**		
BBF		1,694,829.16		1,694,829.16	
					0.00
TDB1100	**Water Resources Developmen**		**0.00**		
BBF		2,171,164.32		2,171,164.32	
					0.00
TDF0100	**WRDC Bonds 92**		**0.00**		
BBF		5,917.81		5,917.81	
					0.00
TDF0400	**WRDC Bonds 89A**		**0.00**		
BBF		197,364.43		197,364.43	
					0.00
TDF0500	**WRDC Bonds 95A**		**0.00**		
BBF		192,617.86		192,617.86	
					0.00
TDF0600	**WRDC Bonds 95B**		**0.00**		
BBF		1,561,740.79		1,561,740.79	
					0.00
TDF0700	**WRDC Bonds 96A**		**0.00**		
BBF		120,392.35		120,392.35	
					0.00
TDF0800	**WRDC Bonds 96B**		**0.00**		
BBF		53,807.57		53,807.57	
					0.00
TDF0900	**WRDC Bonds 97A**		**0.00**		
BBF		1,686,431.03		1,686,431.03	
					0.00
TDF0OLD	**Tdf-Old**		**0.00**		
BBF		68,018.40		68,018.40	
					0.00
TDF1000	**WRDC Bonds 97B**		**0.00**		
BBF		7,579,985.81		7,579,985.81	
					0.00
TDF1100	**WRDC Bonds 98A**		**0.00**		
BBF		1,456,754.15		1,456,754.15	
					0.00
TDG0000	**Pollution Abatement Bonds**		**0.00**		
BBF		259.65		259.65	
					0.00
TDG0300	**Sewer Bonds Issue 92B**		**0.00**		
BBF		145,366.94		145,366.94	
					0.00
TDG0400	**Sewer Bonds Issue 93A**		**0.00**		
BBF		719,240.27		719,240.27	
					0.00
TDG0500	**Sewer Bonds Issue 95A**		**0.00**		
BBF		1,930,517.44		1,930,517.44	

Fund / Type	Fund Description / Type Description	Beginning Balance / Debits	Credits	Ending Balance
				0.00
TDG0600	**Sewer Bonds Issue 96A**	**0.00**		
BBF		2,118,916.74	2,118,916.74	
				0.00
TDG0700	**Sewer Bonds Issue 97A**	**0.00**		
BBF		3,919,008.53	3,919,008.53	
				0.00
TDG0800	**Sewer Bonds Issue 98A**	**0.00**		
BBF		4,254,334.53	4,254,334.53	
				0.00
TDG0OLD	**Tdg-Old**	**0.00**		
BBF		14,308.72	14,308.72	
				0.00
TDJ0000	**Dist Judge Ret Oprs**	**0.00**		
BBF		573,056.62	573,056.62	
				0.00
TDP0000	**Death/Permanent Ttl Disability**	**0.00**		
BBF		5,439,985.21	5,439,985.21	
				0.00
TDP0100	**Death/Permanent Ttl Disability**	**-84,126,693.36**		
BBF		3,969,341,180.93	4,053,483,321.49	
				-84,142,140.56
TDP0OLD	**Tdp-Old**	**0.00**		
BBF		454,533.16	454,533.16	
				0.00
TDR0000	**AR Distr Rel Prog Trust**	**0.00**		
BBF		161,639.60	161,639.60	
				0.00
TDR9000	**AR Distr Rel Prog Trust-Grants**	**-586,107.24**		
BBF		10,770,266.05	11,356,373.29	
				-586,107.24
TDS0000	**Nonmun Dom Sew Treat 19-5-1**	**-668,143.13**		
BBF		3,351,172.56	4,020,019.69	
				-668,847.13
TDT0000	**Tourism Development Trust**	**0.00**		
BBF		16,493,307.58	16,493,307.58	
				0.00
TDT0OLD	**Tdt-Old**	**0.00**		
BBF		490,857.19	490,857.19	
				0.00
TDT9200	**Tourism Development Trust**	**-9,689,618.82**		
BBF		94,501,234.82	106,621,673.10	
				-12,120,438.28
TDT9202	**AR Wine Tourism Product Pro**	**0.00**		
BBF		941,144.50	941,144.50	
				0.00
TDT9212	**Wine Tourism Promo**	**-2,136,309.02**		
BBF		0.00	2,136,309.02	
				-2,136,309.02
TEB0000	**Educational Building Rev Bon**	**0.00**		

Fund	Fund Description	Beginning Balance		Ending Balance
Type	Type Description	Debits	Credits	
BBF		68,588,062.73	68,588,062.73	
				0.00
TEB0100	**Educational Building Rev Bon**	**0.00**		
BBF		37,127,914.59	37,127,914.59	
				0.00
TEB0300	**Educational Building Rev Bon**	**0.00**		
BBF		2,070,778.76	2,070,778.76	
				0.00
TEB0400	**Educational Building Rev Bon**	**0.00**		
BBF		14,907,054.60	14,907,054.60	
				0.00
TEB0OLD	**Teb-Old**	**0.00**		
BBF		22,727.82	22,727.82	
				0.00
TEB1001	**Educational Building Rev Bon**	**-4,459,058.44**		
BBF		187,803,812.01	192,262,870.45	
				-4,459,058.44
TEC0000	**Ed Excel Literacy Prgm**	**0.00**		
BBF		10,295.32	10,295.32	
				0.00
TED0000	**Ed Excel Vo Ed Prgm**	**0.00**		
BBF		10,200.52	10,200.52	
				0.00
TEE0000	**Ed Excel Higher Ed Prgm**	**0.00**		
BBF		9,340.20	9,340.20	
				0.00
TEF0000	**Ed Excel Elem/Sec Prgm**	**0.00**		
BBF		9,147.16	9,147.16	
				0.00
TEG0000	**Ed Excel Endowment Trust**	**0.00**		
BBF		9,761.60	9,761.60	
				0.00
TEL0100	**Education Revolving Loan**	**0.00**		
BBF		108,940,386.69	108,940,386.69	
				0.00
TEL0OLD	**Tel-Old**	**0.00**		
BBF		265,000.00	265,000.00	
				0.00
TEL1001	**Education Revolving Loan**	**0.00**		
BBF		112,691,962.31	112,691,962.31	
				0.00
TEM0000	**Revolving Loan Certificate**	**0.00**		
BBF		1,010,015.70	1,010,015.70	
				0.00
TEM0100	**Revolving Loan Certificate**	**0.00**		
BBF		68,726.76	68,726.76	
				0.00
TEM0OLD	**Tem-Old**	**0.00**		
BBF		112,400.09	112,400.09	
				0.00

Fund / Type	Fund Description / Type Description	Beginning Balance / Debits	Credits	Ending Balance
TEM1001	**Revolving Loan Certificate**	**-13,457,071.83**		
BBF		189,526,351.82	202,983,423.65	
				-13,457,071.83
TER0000	**Teacher Retirement**	**-4,515,761.83**		
BBF		2,755,354,466.95	2,759,791,630.65	
				-4,437,163.70
TER0OLD	**Ter-Old**	**0.00**		
BBF		4,931,055.53	4,931,055.53	
				0.00
TES0000	**Dept Workforce Services Trust**	**0.00**		
BBF		29,281.74	29,281.74	
				0.00
TES0100	**Div Workforce Svcs Trust**	**-3,614,231.72**		
BBF		1,057,591,550.73	1,061,202,999.93	
				-3,611,449.20
TES0200	**Div Workforce Svcs Trust**	**-67,843.28**		
BBF		3,241,509.53	3,309,352.81	
				-67,843.28
TES0300	**Div Workforce Svcs Trust**	**0.00**		
BBF		343,211.67	343,211.67	
				0.00
TES0OLD	**Tes-Old**	**0.00**		
BBF		163,216.69	163,216.69	
				0.00
TESARRA	**DWS UI Admin ARRA (810) US**	**0.00**		
BBF		14,049,432.58	14,049,432.58	
				0.00
TESCARE	**CARES Act Funds**	**-16,659,838.87**		
BBF		61,849,896.11	78,509,734.98	
				-16,659,838.87
TET0100	**Environmental Settlement Trus**	**-436,277.18**		
BBF		31,276,248.28	31,712,525.46	
				-436,277.18
TEX0000	**Education Excellence Trust**	**0.00**		
BBF		5,843,682,345.66	5,843,682,345.66	
				0.00
TFB0000	**Fidelity Bond Trust**	**-7,706,048.21**		
BBF		48,341,537.05	56,047,585.26	
				-7,706,048.21
TFB0400	**Fidelity Bond Trust**	**-210,319.55**		
BBF		9,451,254.76	9,661,574.31	
				-210,319.55
TFC0000	**Firefighter Cancer**	**-22,500.00**		
BBF		0.00	22,500.00	
				-22,500.00
TFE0000	**Public Facilities Debt Service**	**0.00**		
BBF		1,729,464.37	1,729,464.37	
				0.00
TFF0100	**PFDS-Reserve Debt Serv**	**0.00**		
BBF		2,526,440.51	2,526,440.51	

Fund / Type	Fund Description / Type Description	Beginning Balance / Debits	Credits	Ending Balance
				0.00
TFF0400	**PFDS-Debt Serv Industry**	**0.00**		
BBF		7,138,430.83	7,138,430.83	
				0.00
TFF0OLD	**Tff-Old**	**0.00**		
BBF		1,170,048.42	1,170,048.42	
				0.00
TFH0000	**AR Fair Housing Commission-**	**0.00**		
BBF		889,608.32	889,608.32	
				0.00
TFH0001	**DIG AFHC Trust**	**-383,172.87**		
BBF		16,872.83	400,045.70	
				-383,172.87
TFM0000	**Military FamilyRelief19-5-1127**	**-64,304.29**		
BBF		1,573,943.84	1,638,248.13	
				-64,304.29
TFP0000	**AR Fire/Police Pension Guarai**	**0.00**		
BBF		365,149.00	365,149.00	
				0.00
TFP0100	**AR Fire/Police Pension Guarai**	**0.00**		
BBF		12,997,776.42	12,997,776.42	
				0.00
TFP0200	**Mun Fire & Pol Relief & Pens-(**	**0.00**		
BBF		10,217,782.28	10,217,782.28	
				0.00
TFP0300	**DFA Future Supplement (0620)**	**0.00**		
BBF		24,092,070.72	24,092,070.72	
				0.00
TFP0OLD	**Tfp-Old**	**0.00**		
BBF		10,051.00	10,051.00	
				0.00
TGC0000	**Corporate Income Tax**	**-12,820,906.20**		
BBF		1,148,400,733.56	1,161,319,600.91	
				-12,918,867.35
TGC0OLD	**Tgc-Old**	**0.00**		
BBF		2,549,219.55	2,549,219.55	
				0.00
TGI0000	**Individual Income Tax**	**-15,275,362.06**		
BBF		10,302,611,244.83	10,319,337,576.44	
				-16,726,331.61
TGI00WH	**Withholding Tax Ref AIRS (063**	**-3,831,642.90**		
BBF		40,015,118.14	44,096,515.37	
				-4,081,397.23
TGI0OLD	**Tgi-Old**	**0.00**		
BBF		9,033,284.30	9,033,284.30	
				0.00
TGP0000	**Natural/Cultural Historic Pres**	**0.00**		
BBF		8,778,202.63	8,778,202.63	
				0.00
TGP0010	**Nat'l Cultural HistPresv(0865)**	**-9,740,130.96**		

Fund	Fund Description	Beginning Balance		Ending Balance
Type	Type Description	Debits	Credits	
BBF		48,300,502.32	58,580,851.97	
				-10,280,349.65
TGP0100	**Natural/Cultural Historic Pres**	**0.00**		
BBF		27,056,324.35	27,056,324.35	
				0.00
TGP0OLD	**TGP-Old**	**0.00**		
BBF		161,169.19	161,169.19	
				0.00
TGS0100	**Geographic Inf Sys-Oprs**	**0.00**		
BBF		1,179,362.17	1,179,362.17	
				0.00
TGS0300	**OIT AGIO**	**0.00**		
BBF		121,702.00	121,702.00	
				0.00
TGS0400	**Geo Info Sys GNIS1 (0475)**	**0.00**		
BBF		20,000.00	20,000.00	
				0.00
TGS0500	**Geo Info Sys GNIS2 (0475)**	**0.00**		
BBF		100,000.00	100,000.00	
				0.00
TGS0600	**Geographic Info Sys GNIS3-04**	**0.00**		
BBF		200,175.00	200,175.00	
				0.00
TGS0700	**GeoStor/Framework Act 794/0**	**0.00**		
BBF		223,621.73	223,621.73	
				0.00
TGS0800	**Geographic Info Syst 296/09**	**-1,722,685.10**		
BBF		2,713,711.86	4,436,396.96	
				-1,722,685.10
TGS0900	**GIS Mapping Grant §19-5-1112**	**0.00**		
BBF		487,753.10	487,753.10	
				0.00
TGT0000	**AR Natural/Cultural Resources**	**-52,441,909.51**		
BBF		958,830,973.29	1,015,701,480.39	
				-56,870,507.10
TGT0100	**AR Natural/Cultural Resources**	**0.00**		
BBF		1,833,165.63	1,833,165.63	
				0.00
TGT0200	**AR Natural/Cultural Resources**	**-2,305.06**		
BBF		9,455,994.16	9,458,299.22	
				-2,305.06
TGT0300	**UAF Cash Balance 6/30/01**	**0.00**		
BBF		333.11	333.11	
				0.00
TGT0401	**Historic Armory Iii**	**0.00**		
BBF		378,969.00	378,969.00	
				0.00
TGT0402	**Garvan Woodland Gard**	**0.00**		
BBF		696,506.21	696,506.21	
				0.00

Fund	Fund Description	Beginning Balance		Ending Balance
Type	Type Description	Debits	Credits	
TGT0403	**Vol Walker Hall Grant FY04**	**0.00**		
BBF		821,000.00	821,000.00	
				0.00
TGT0404	**Mosaic Templars**	**0.00**		
BBF		557,508.19	557,508.19	
				0.00
TGT0405	**Camp Robinson Model**	**0.00**		
BBF		54,400.00	54,400.00	
				0.00
TGT0406	**Tech Museum Inv/Int**	**0.00**		
BBF		25,645.10	25,645.10	
				0.00
TGT0407	**Lakeport Plantation**	**0.00**		
BBF		1,000,000.00	1,000,000.00	
				0.00
TGT0408	**Old Washington Synth**	**0.00**		
BBF		74,576.51	74,576.51	
				0.00
TGT0409	**DAH Improvements 04**	**0.00**		
BBF		185,079.53	185,079.53	
				0.00
TGT0410	**DAH DCC Improvements**	**0.00**		
BBF		645,958.88	645,958.88	
				0.00
TGT0411	**DAH Osh Improvements**	**0.00**		
BBF		644,038.64	644,038.64	
				0.00
TGT0412	**DAH Hpp Improvements**	**0.00**		
BBF		673,358.89	673,358.89	
				0.00
TGT0413	**DAH NHC Improvements**	**0.00**		
BBF		980,559.14	980,559.14	
				0.00
TGT0414	**DAH Ham Improvements**	**0.00**		
BBF		649,362.49	649,362.49	
				0.00
TGT0415	**E Capitol Ent/Lawn**	**0.00**		
BBF		770,000.00	770,000.00	
				0.00
TGT0416	**War Mem Stadium Iii**	**0.00**		
BBF		750,000.00	750,000.00	
				0.00
TGT0417	**Well House Restor'n**	**0.00**		
BBF		46,835.00	46,835.00	
				0.00
TGT0418	**AFC Dispatch Center**	**0.00**		
BBF		81,750.00	81,750.00	
				0.00
TGT0420	**Japan Am Exp Wwii**	**0.00**		
BBF		100,000.00	100,000.00	

Fund / Type	Fund Description / Type Description	Beginning Balance / Debits		Credits	Ending Balance
					0.00
TGT0421	Aspt Parks Improve		0.00		
BBF		3,069,177.32		3,069,177.32	
					0.00
TGT0422	Aspt Ozark Folk Ctr		0.00		
BBF		52,386.70		52,386.70	
					0.00
TGT0423	UAF Civil War Battle Grant (01		0.00		
BBF		4,707.60		4,707.60	
					0.00
TGT0501	RMCC Walking Trail/Theatre-0		0.00		
BBF		200,000.00		200,000.00	
					0.00
TGT0502	War Mem Stadium Phase3 Rev		0.00		
BBF		1,000,000.00		1,000,000.00	
					0.00
TGT0503	ADAH Directors Office ANCRC		0.00		
BBF		37,582.00		37,582.00	
					0.00
TGT0504	ADAH ADCC ANCRC 05		0.00		
BBF		268,317.64		268,317.64	
					0.00
TGT0505	ADAH MTCC ANCRC 05		0.00		
BBF		1,829,918.00		1,829,918.00	
					0.00
TGT0506	ADAH OSH ANCRC 05		0.00		
BBF		450,000.00		450,000.00	
					0.00
TGT0507	ADAH HPP ANCRC 05		0.00		
BBF		425,000.00		425,000.00	
					0.00
TGT0508	ADAH NHC ANCRC 05		0.00		
BBF		717,710.52		717,710.52	
					0.00
TGT0509	ADAH HAM ANCRC 05		0.00		
BBF		451,742.85		451,742.85	
					0.00
TGT0510	UAF AAS Old Davidsonville 05		0.00		
BBF		74,991.78		74,991.78	
					0.00
TGT0511	ASU Lakeport Mech Phase05-(		0.00		
BBF		750,000.00		750,000.00	
					0.00
TGT0512	ATU Caraway Hall 05		0.00		
BBF		500,000.00		500,000.00	
					0.00
TGT0513	AHC Portrait Gallery 05		0.00		
BBF		62,551.60		62,551.60	
					0.00
TGT0515	Sacc Phase3 Jr Coll Bldg 05-0		0.00		

Fund	Fund Description	Beginning Balance			Ending Balance
Type	Type Description	Debits		Credits	
BBF		400,000.00		400,000.00	
					0.00
TGT0516	UAF Vol Walker 05		0.00		
BBF		800,000.00		800,000.00	
					0.00
TGT0517	UAF Garvan Woodland Garder		0.00		
BBF		500,000.00		500,000.00	
					0.00
TGT0518	Sos Prom/Ext Stone Restore-0		0.00		
BBF		557,696.23		557,696.23	
					0.00
TGT0519	UAPB John Johnson 05		0.00		
BBF		150,000.00		150,000.00	
					0.00
TGT0520	ADPT ANCRC 05		0.00		
BBF		4,562,983.43		4,562,983.43	
					0.00
TGT0600	Forestry Cash Balance 6/30/01		0.00		
BBF		74.93		74.93	
					0.00
TGT0601	P&T NCRC FY06 Grant 06		0.00		
BBF		6,526,115.81		6,526,115.81	
					0.00
TGT0602	DAH-NCRC FY06 Grant 06-DAI		0.00		
BBF		61,000.00		61,000.00	
					0.00
TGT0603	DAH DCC Ncrc Fy06 Grant (08		0.00		
BBF		250,000.00		250,000.00	
					0.00
TGT0604	DAH-MTCC NCRC FY06 Grant		0.00		
BBF		1,625,763.00		1,625,763.00	
					0.00
TGT0605	DAH OSH NCRC FY06 Grant 0		0.00		
BBF		850,000.00		850,000.00	
					0.00
TGT0606	DAH HPP NCRC FY06 Grant 06		0.00		
BBF		950,000.00		950,000.00	
					0.00
TGT0607	DAH NHC NCRC FY06 Grant 0		0.00		
BBF		1,506,583.39		1,506,583.39	
					0.00
TGT0608	DAH HAM NCRC FY06 Grant 0		0.00		
BBF		1,061,846.38		1,061,846.38	
					0.00
TGT0609	WMS NCRC FY06 Grant 06		0.00		
BBF		750,000.00		750,000.00	
					0.00
TGT0610	ATU NCRC FY06 Grant 06		0.00		
BBF		40,000.00		40,000.00	
					0.00

Fund	Fund Description	Beginning Balance		Ending Balance
Type	Type Description	Debits	Credits	
TGT0611	**U of A-AAS NCRC FY06 Grant**	**0.00**		
BBF		90,000.00	90,000.00	
				0.00
TGT0612	**U of A-AAS NCRC FY06 Grant**	**0.00**		
BBF		5,000.00	5,000.00	
				0.00
TGT0613	**U of A-AAS NCRC FY06 Grant**	**0.00**		
BBF		15,000.00	15,000.00	
				0.00
TGT0614	**U of A-NCRC FY06 Grant 06**	**0.00**		
BBF		355,000.00	355,000.00	
				0.00
TGT0615	**U of A-NCRC FY06 Grant 06**	**0.00**		
BBF		900,000.00	900,000.00	
				0.00
TGT0616	**SACC-NCRC FY06 Grant 06**	**0.00**		
BBF		355,000.00	355,000.00	
				0.00
TGT0617	**EACC-NCRC FY06 Grant 06**	**0.00**		
BBF		199,982.00	199,982.00	
				0.00
TGT0618	**AHC-NCRC FY06 Grant 06**	**0.00**		
BBF		60,730.00	60,730.00	
				0.00
TGT0619	**SOS-NCRC FY06 Grant 06**	**0.00**		
BBF		1,000,000.00	1,000,000.00	
				0.00
TGT0620	**UA Ft Smith Ncrc Fy06 Grant (**	**0.00**		
BBF		800,000.00	800,000.00	
				0.00
TGT0621	**ASU-NCRC FY06 Grant 06**	**0.00**		
BBF		1,000,000.00	1,000,000.00	
				0.00
TGT0622	**ASU-NCRC FY06 Grant 06**	**0.00**		
BBF		55,000.00	55,000.00	
				0.00
TGT0623	**PCCC ANCRC 06E-001 (0190)**	**0.00**		
BBF		50,000.00	50,000.00	
				0.00
TGT0701	**RMCC ANCRC 07 (0192)**	**0.00**		
BBF		291,000.00	291,000.00	
				0.00
TGT0702	**SMD ANCRC 07 (0975)**	**0.00**		
BBF		45,000.00	45,000.00	
				0.00
TGT0703	**DAH MTCC ANCRC 07-3 (0873**	**0.00**		
BBF		842,000.00	842,000.00	
				0.00
TGT0704	**P&T ANCRC 07 (0900)**	**0.00**		
BBF		5,126,749.35	5,126,749.35	

Fund / Type	Fund Description / Type Description	Beginning Balance / Debits		Credits	Ending Balance
					0.00
TGT0705	DAH DO ANCRC 07-5		0.00		
BBF		276,875.00		276,875.00	
					0.00
TGT0706	DAH DCC ANCRC 07 (0867)		0.00		
BBF		275,000.00		275,000.00	
					0.00
TGT0707	DAH MTCC ANCRC 07-5 (0873		0.00		
BBF		1,337,723.36		1,337,723.36	
					0.00
TGT0708	DAH OSH ANCRC 07-5 (0875)		0.00		
BBF		750,043.18		750,043.18	
					0.00
TGT0709	DAH HPP ANCRC 07-05 (0877)		0.00		
BBF		750,000.00		750,000.00	
					0.00
TGT0710	DAH NHC ANCRC 07-5		0.00		
BBF		757,905.52		757,905.52	
					0.00
TGT0711	DAH HAM ANCRC 07-05 (0885		0.00		
BBF		807,292.50		807,292.50	
					0.00
TGT0712	UA AAS ANCRC 07-6 (0135)		0.00		
BBF		82,450.00		82,450.00	
					0.00
TGT0713	UA AAS ANCRC 07-7 (0135)		0.00		
BBF		111,000.00		111,000.00	
					0.00
TGT0714	P&T HC ANCRC 07-7		0.00		
BBF		961,345.64		961,345.64	
					0.00
TGT0715	BRTC ANCRC 07-9 (0675)		0.00		
BBF		194,000.00		194,000.00	
					0.00
TGT0716	CSL ANCRC 07-10 (0061)		0.00		
BBF		41,920.00		41,920.00	
					0.00
TGT0717	ASU ANCRC 07-12 (0125)		0.00		
BBF		75,000.00		75,000.00	
					0.00
TGT0718	ASU ANCRC 07-13 (0125)		0.00		
BBF		1,250,000.00		1,250,000.00	
					0.00
TGT0719	SOS ANCRC 07-14 (0063)		0.00		
BBF		478,000.00		478,000.00	
					0.00
TGT0720	UA GWG ANCRC 07-15 (0135)		0.00		
BBF		500,000.00		500,000.00	
					0.00
TGT0721	UA OM ANCRC 07-16 (0135)		0.00		

Fund	Fund Description	Beginning Balance			Ending Balance
Type	Type Description	Debits		Credits	
BBF		800,000.00		800,000.00	
					0.00
TGT0722	**AFC ANCRC 07-19 (0415)**		**0.00**		
BBF		318,833.74		318,833.74	
					0.00
TGT0723	**UA FS ANCRC 07-20 (0195)**		**0.00**		
BBF		1,000,000.00		1,000,000.00	
					0.00
TGT0724	**ABA ANCRC 07-22 (0350)**		**0.00**		
BBF		1,226,600.00		1,226,600.00	
					0.00
TGT0800	**ATU Cash Balance 6/30/01**		**0.00**		
BBF		305.73		305.73	
					0.00
TGT0801	**UALR 08-001**		**0.00**		
BBF		60,217.38		60,217.38	
					0.00
TGT0802	**DAH DO 08-002**		**0.00**		
BBF		185,000.00		185,000.00	
					0.00
TGT0803	**DAH DCC 08-002**		**0.00**		
BBF		667,999.00		667,999.00	
					0.00
TGT0804	**DAH MTCC 08-002**		**0.00**		
BBF		2,000,000.00		2,000,000.00	
					0.00
TGT0805	**DAH OSH 08-002**		**0.00**		
BBF		754,196.71		754,196.71	
					0.00
TGT0806	**DAH HPP 08-002**		**0.00**		
BBF		950,000.00		950,000.00	
					0.00
TGT0807	**DAH NHC 08-002**		**0.00**		
BBF		2,255,445.83		2,255,445.83	
					0.00
TGT0808	**DAH HAM 08-002**		**0.00**		
BBF		900,855.45		900,855.45	
					0.00
TGT0809	**RMCC 08-003**		**0.00**		
BBF		425,000.00		425,000.00	
					0.00
TGT0810	**UAF 08-004**		**0.00**		
BBF		1,700,000.00		1,700,000.00	
					0.00
TGT0811	**UAF 08-005**		**0.00**		
BBF		825,000.00		825,000.00	
					0.00
TGT0812	**UAF 08-006**		**0.00**		
BBF		90,000.00		90,000.00	
					0.00

Fund	Fund Description	Beginning Balance		Ending Balance
Type	Type Description	Debits	Credits	
TGT0813	**UAF 08-007**	**0.00**		
BBF		200,000.00	200,000.00	
				0.00
TGT0814	**UAF 08-008**	**0.00**		
BBF		82,500.00	82,500.00	
				0.00
TGT0815	**UAFS 08-009**	**0.00**		
BBF		1,352,836.00	1,352,836.00	
				0.00
TGT0816	**Parks 08-010**	**0.00**		
BBF		7,518,293.32	7,518,293.32	
				0.00
TGT0817	**PCC 08-011**	**0.00**		
BBF		443,000.00	443,000.00	
				0.00
TGT0818	**SOS 08-012**	**0.00**		
BBF		1,201,599.78	1,201,599.78	
				0.00
TGT0819	**BRTC 08-013**	**0.00**		
BBF		600,435.00	600,435.00	
				0.00
TGT0820	**Agri 08-014**	**0.00**		
BBF		3,061,000.00	3,061,000.00	
				0.00
TGT0821	**ABA 08-016**	**0.00**		
BBF		350,000.00	350,000.00	
				0.00
TGT0822	**ATU 08-017**	**0.00**		
BBF		200,762.00	200,762.00	
				0.00
TGT0823	**Hist Comm 08-018**	**0.00**		
BBF		98,000.00	98,000.00	
				0.00
TGT0824	**Building Auth-ANCRCGr (0350**	**0.00**		
BBF		19,000.00	19,000.00	
				0.00
TGT0900	**DAH Gr & Trust-Sorrels Cottag**	**0.00**		
BBF		68,987.13	68,987.13	
				0.00
TGT0901	**ANCRC Grant 0901 (0900)**	**0.00**		
BBF		8,098,879.51	8,098,879.51	
				0.00
TGT0902	**ANCRC Grant 0902**	**0.00**		
BBF		1,500,000.00	1,500,000.00	
				0.00
TGT0903	**ANCRC Grant 0903 (0867)**	**0.00**		
BBF		608,695.14	608,695.14	
				0.00
TGT0904	**ANCRC Grant 0903 (0873)**	**0.00**		
BBF		325,447.98	325,447.98	

Fund / Type	Fund Description / Type Description	Beginning Balance / Debits		Credits	Ending Balance
					0.00
TGT0905	ANCRC GRANT 0903 (0875)		0.00		
BBF		1,400,609.75		1,400,609.75	
					0.00
TGT0906	ANCRC GRANT 0903 (0877)		0.00		
BBF		1,004,500.00		1,004,500.00	
					0.00
TGT0907	ANCRC GRANT 0903 (0880)		0.00		
BBF		4,778,802.04		4,778,802.04	
					0.00
TGT0908	ANCRC Grant 0903 (0885)		0.00		
BBF		826,794.38		826,794.38	
					0.00
TGT0909	ANCRC Grant 0906 (0135)		0.00		
BBF		70,000.00		70,000.00	
					0.00
TGT0910	ANCRC Grant 0907 (0135)		0.00		
BBF		49,169.00		49,169.00	
					0.00
TGT0911	AMCRC Grant 0908 (0145)		0.00		
BBF		224,500.00		224,500.00	
					0.00
TGT0912	ANCRC GRANT 0909 (0400)		0.00		
BBF		2,111,150.00		2,111,150.00	
					0.00
TGT0913	ANCRC Grant 0911 (0195)		0.00		
BBF		1,965,223.00		1,965,223.00	
					0.00
TGT0914	ANCRC Grant 0912 (0975)		0.00		
BBF		26,011.63		26,011.63	
					0.00
TGT0915	ANCRC Grant 0913 (0130)		0.00		
BBF		500,000.00		500,000.00	
					0.00
TGT0916	ANCRC Grant 0915 (0135)		0.00		
BBF		97,000.00		97,000.00	
					0.00
TGT0917	ANCTC Grant 0916 (0135)		0.00		
BBF		500,000.00		500,000.00	
					0.00
TGT0918	ANCRC GRANT 0919 (0677)		0.00		
BBF		887,491.00		887,491.00	
					0.00
TGT0919	ANCRC Grant 0920 (0350)		0.00		
BBF		75,971.48		75,971.48	
					0.00
TGT0920	ANCRC GRANT 0921 (0915)		0.00		
BBF		102,549.23		102,549.23	
					0.00
TGT0921	ANCRC Grant 0922 (0675)		0.00		

Fund / Type	Fund Description / Type Description	Beginning Balance / Debits		Credits	Ending Balance
BBF		500,000.00		500,000.00	
					0.00
TGT0OLD	**Tgt-Old**		**0.00**		
BBF		2,310,392.52		2,310,392.52	
					0.00
TGT1000	**DAH Cash Balance 6/30/01**		**0.00**		
BBF		0.82		0.82	
					0.00
TGT1001	**ANCRC 10-001 1228/09 s30,35**		**0.00**		
BBF		48,500.00		48,500.00	
					0.00
TGT1002	**ANCRC 10-004 1228/09 s30,35**		**0.00**		
BBF		14,037.00		14,037.00	
					0.00
TGT1003	**ANCRC 10-006 1228/09 s30,35**		**0.00**		
BBF		250,000.00		250,000.00	
					0.00
TGT1004	**ANCRC 10-006 1228/09 s30,35**		**0.00**		
BBF		200,018.50		200,018.50	
					0.00
TGT1005	**ANCRC 10-006 1228/09 s30,35**		**0.00**		
BBF		1,678,950.50		1,678,950.50	
					0.00
TGT1006	**ANCRC 10-006 1228/09 s30,35**		**0.00**		
BBF		719,048.82		719,048.82	
					0.00
TGT1007	**ANCRC 10-006 1228/09 s30,35**		**0.00**		
BBF		1,974,334.74		1,974,334.74	
					0.00
TGT1008	**ANCRC 10-006 1228/09 s30,35**		**0.00**		
BBF		536,795.00		536,795.00	
					0.00
TGT1009	**ANCRC 10-007 1228/09 s30,35**		**0.00**		
BBF		500,000.00		500,000.00	
					0.00
TGT1010	**ANCRC 10-008 1228/09 s30,35**		**0.00**		
BBF		50,005.00		50,005.00	
					0.00
TGT1011	**ANCRC 10-009 1228/09 s30,35**		**0.00**		
BBF		49,995.00		49,995.00	
					0.00
TGT1012	**ANCRC 10-012 1228/09 s30,35**		**0.00**		
BBF		83,000.00		83,000.00	
					0.00
TGT1013	**ANCRC 10-013 1228/09 s30,35**		**0.00**		
BBF		207,286.00		207,286.00	
					0.00
TGT1014	**ANCRC 10-015 1228/09 s30,35**		**0.00**		
BBF		600,000.00		600,000.00	
					0.00

Fund / Type	Fund Description / Type Description	Beginning Balance / Debits		Credits	Ending Balance
TGT1015	**ANCRC 10-016 1228/09 s30,35**		**0.00**		
BBF		547,177.00		547,177.00	
					0.00
TGT1016	**ANCRC 10-017 1228/09 s30,35**		**0.00**		
BBF		400,000.00		400,000.00	
					0.00
TGT1017	**ANCRC 10-018 1228/09 s30,35**		**0.00**		
BBF		5,622,542.31		5,622,542.31	
					0.00
TGT1018	**ANCRC 10-019 1228/09 s30,35**		**0.00**		
BBF		500,000.00		500,000.00	
					0.00
TGT1101	**ANCRC SMD**		**0.00**		
BBF		99,180.36		99,180.36	
					0.00
TGT1102	**ANCRC UAF**		**0.00**		
BBF		80,090.00		80,090.00	
					0.00
TGT1103	**ANCRC UAF**		**0.00**		
BBF		66,466.00		66,466.00	
					0.00
TGT1104	**ANCRC UALR**		**0.00**		
BBF		202,000.00		202,000.00	
					0.00
TGT1105	**ANCRC DAH DCC**		**0.00**		
BBF		300,000.00		300,000.00	
					0.00
TGT1106	**ANCRC DAH MTCC**		**0.00**		
BBF		560,900.00		560,900.00	
					0.00
TGT1107	**ANCRC DAH OSH**		**0.00**		
BBF		740,007.58		740,007.58	
					0.00
TGT1108	**ANCRC DAH HPP**		**0.00**		
BBF		1,080,300.00		1,080,300.00	
					0.00
TGT1109	**ANCRC DAH NHC**		**0.00**		
BBF		2,405,495.27		2,405,495.27	
					0.00
TGT1110	**ANCRC DAH HAM**		**0.00**		
BBF		622,680.21		622,680.21	
					0.00
TGT1111	**ANCRC DP&T**		**0.00**		
BBF		5,000,787.97		5,000,787.97	
					0.00
TGT1112	**ANCRC UCA**		**0.00**		
BBF		64,500.00		64,500.00	
					0.00
TGT1113	**ANCRC ASUMH**		**0.00**		
BBF		822,558.00		822,558.00	

Fund / Type	Fund Description / Type Description	Beginning Balance / Debits		Credits	Ending Balance
					0.00
TGT1114	ANCRC AFC		0.00		
BBF		1,157,136.00		1,157,136.00	
					0.00
TGT1115	ANCRC ASU		0.00		
BBF		337,888.00		337,888.00	
					0.00
TGT1116	ANCRC AHC		0.00		
BBF		127,107.21		127,107.21	
					0.00
TGT1117	ANCRC ABA		0.00		
BBF		150,329.22		150,329.22	
					0.00
TGT1118	ANCRC UAPCC		0.00		
BBF		610,000.00		610,000.00	
					0.00
TGT1119	ANCRC UACCC		0.00		
BBF		248,292.00		248,292.00	
					0.00
TGT1120	ANCRC UAF		0.00		
BBF		787,607.00		787,607.00	
					0.00
TGT1121	ANCRC UAF		0.00		
BBF		154,057.00		154,057.00	
					0.00
TGT1122	ANCRC UAF		0.00		
BBF		383,079.00		383,079.00	
					0.00
TGT1200	Cash Balance		0.00		
BBF		474.66		474.66	
					0.00
TGT1201	ANCRC 12-001 Parks 19-5-951		0.00		
BBF		5,000,367.85		5,000,367.85	
					0.00
TGT1202	ANCRC 12-002 UALR 19-5-951		0.00		
BBF		36,100.00		36,100.00	
					0.00
TGT1203	ANCRC 12-003 Agri FC 19-5-9		0.00		
BBF		478,000.24		478,000.24	
					0.00
TGT1204	ANCRC 12-004 DAH1 19-5-951		0.00		
BBF		275,000.00		275,000.00	
					0.00
TGT1205	ANCRC 12-004 DAH2 19-5-951		0.00		
BBF		683,000.00		683,000.00	
					0.00
TGT1206	ANCRC 12-004 DAH3 19-5-951		0.00		
BBF		828,009.95		828,009.95	
					0.00
TGT1207	ANCRC 12-004 DAH4 19-5-951		0.00		

Fund	Fund Description	Beginning Balance			Ending Balance
Type	Type Description	Debits		Credits	
BBF		830,000.00		830,000.00	
					0.00
TGT1208	ANCRC 12-004 DAH5 19-5-951		0.00		
BBF		2,163,889.38		2,163,889.38	
					0.00
TGT1209	ANCRC 12-004 DAH6 19-5-951		0.00		
BBF		631,400.00		631,400.00	
					0.00
TGT1210	ANCRC 12-005 UAF 19-5-951		0.00		
BBF		91,586.00		91,586.00	
					0.00
TGT1211	ANCRC 12-006 UAF 19-5-951		0.00		
BBF		19,847.00		19,847.00	
					0.00
TGT1212	ANCRC 12-008 UAF 19-5-951		0.00		
BBF		430,000.00		430,000.00	
					0.00
TGT1213	ANCRC 12-009 UAF 19-5-951		0.00		
BBF		150,000.00		150,000.00	
					0.00
TGT1214	ANCRC 12-010 AHC 19-5-951		0.00		
BBF		49,400.00		49,400.00	
					0.00
TGT1215	ANCRC 12-011 Land 19-5-951		0.00		
BBF		51,200.00		51,200.00	
					0.00
TGT1216	ANCRC 12-012 Ozarka 19-5-95		0.00		
BBF		165,000.00		165,000.00	
					0.00
TGT1217	ANCRC 12-013 UAMS 19-5-951		0.00		
BBF		400,000.00		400,000.00	
					0.00
TGT1218	ANCRC 12-014 ATU 19-5-951		0.00		
BBF		250,000.00		250,000.00	
					0.00
TGT1219	ANCRC 12-015 ASU 19-5-951		0.00		
BBF		262,000.00		262,000.00	
					0.00
TGT1220	ANCRC 12-018 SOS 19-5-951		0.00		
BBF		438,658.00		438,658.00	
					0.00
TGT1221	ANCRC 12-019 UCA 19-5-951		0.00		
BBF		300,000.00		300,000.00	
					0.00
TGT1301	ANCRC 13-001 UALR 19-5-951		0.00		
BBF		180,000.00		180,000.00	
					0.00
TGT1302	ANCRC 13-002 UALR 19-5-951		0.00		
BBF		19,753.00		19,753.00	
					0.00

Fund / Type	Fund Description / Type Description	Beginning Balance / Debits		Credits	Ending Balance
TGT1303	**ANCRC 13-003 Parks 19-5-951**		**0.00**		
BBF		5,520,137.75		5,520,137.75	
					0.00
TGT1304	**ANCRC 13-004 UAF 19-5-951**		**0.00**		
BBF		52,249.00		52,249.00	
					0.00
TGT1305	**ANCRC 13-005 UAF 19-5-951**		**0.00**		
BBF		44,006.00		44,006.00	
					0.00
TGT1306	**ANCRC 13-007-1 DAH 19-5-951**		**0.00**		
BBF		450,000.00		450,000.00	
					0.00
TGT1307	**ANCRC 13-007-2-DAH 19-5-951**		**0.00**		
BBF		230,000.00		230,000.00	
					0.00
TGT1308	**ANCRC 13-007-3 DAH 19-5-951**		**0.00**		
BBF		552,915.75		552,915.75	
					0.00
TGT1309	**ANRC 13-007-4 DAH 19-5-951**		**0.00**		
BBF		1,500,000.00		1,500,000.00	
					0.00
TGT1310	**ANCRC 13-007-5 DAH 19-5-951**		**0.00**		
BBF		1,821,500.00		1,821,500.00	
					0.00
TGT1311	**ANCRC 13-007-6 DAH 19-5-951**		**0.00**		
BBF		550,000.00		550,000.00	
					0.00
TGT1312	**ANCRC 13-008 UAMS 19-5-951**		**0.00**		
BBF		248,699.00		248,699.00	
					0.00
TGT1313	**ANCRC 13-009 UCA 19-5-951**		**0.00**		
BBF		151,751.00		151,751.00	
					0.00
TGT1314	**ANCRC 13-010 ABA 19-5-951**		**0.00**		
BBF		51,089.57		51,089.57	
					0.00
TGT1315	**ANCRC 13-011 Agri FC 19-5-95**		**0.00**		
BBF		129,475.00		129,475.00	
					0.00
TGT1316	**ANCRC 13-013 UAF 19-5-951**		**0.00**		
BBF		47,000.00		47,000.00	
					0.00
TGT1317	**ANCRC 13-014 UAF 19-5-951**		**0.00**		
BBF		800,000.00		800,000.00	
					0.00
TGT1318	**ANCRC 13-016 SAUM 19-5-951**		**0.00**		
BBF		73,000.00		73,000.00	
					0.00
TGT1319	**ANCRC 13-017 SOS 19-5-951**		**0.00**		
BBF		500,000.00		500,000.00	

Fund / Type	Fund Description / Type Description	Beginning Balance / Debits		Credits	Ending Balance
					0.00
TGT1320	ANCRC 13-018 AHC 19-5-951		0.00		
BBF		59,600.00		59,600.00	
					0.00
TGT1321	ANCRC 13-019 ATU 19-5-951		0.00		
BBF		300,000.00		300,000.00	
					0.00
TGT1322	ANCRC 13-020 Land 19-5-951		0.00		
BBF		250,000.00		250,000.00	
					0.00
TGT1323	ANCRC 13-021 ASU 19-5-951		0.00		
BBF		350,000.00		350,000.00	
					0.00
TGT1324	ANCRC 13-022 UAM 19-5-951		0.00		
BBF		100,000.00		100,000.00	
					0.00
TGT1400	DAH Cash Balance 6/30/01		0.00		
BBF		4,660.18		4,660.18	
					0.00
TGT1401	ANCRC 14-001 UALR §19-5-95		0.00		
BBF		176,000.00		176,000.00	
					0.00
TGT1402	ANCRC 14-002 UALR §19-5-95		0.00		
BBF		20,000.00		20,000.00	
					0.00
TGT1403	ANCRC 14-003 AHC §19-5-951		0.00		
BBF		61,128.51		61,128.51	
					0.00
TGT1404	ANCRC 14-004-1 DAH §19-5-9		0.00		
BBF		550,000.00		550,000.00	
					0.00
TGT1405	ANCRC 14-004-2 DAH §19-5-9		0.00		
BBF		457,092.20		457,092.20	
					0.00
TGT1406	ANCRC 14-004-3 DAH §19-5-9		0.00		
BBF		821,468.45		821,468.45	
					0.00
TGT1407	ANCRC 14-004-4 DAH §19-5-9		0.00		
BBF		1,399,262.00		1,399,262.00	
					0.00
TGT1408	ANCRC 14-004-5 DAH §19-5-9		0.00		
BBF		1,631,728.24		1,631,728.24	
					0.00
TGT1409	ANCRC 14-004-6 DAH §19-5-9		0.00		
BBF		658,175.35		658,175.35	
					0.00
TGT1410	ANCRC 14-405 Parks §19-5-95		0.00		
BBF		5,417,632.68		5,417,632.68	
					0.00
TGT1411	ANCRC 14-006 ATU §19-5-951		0.00		

Fund	Fund Description	Beginning Balance			Ending Balance
Type	Type Description	Debits		Credits	
BBF		500,000.00		500,000.00	
					0.00
TGT1412	**ANCRC 14-007 UAF §19-5-951**		**0.00**		
BBF		690,000.00		690,000.00	
					0.00
TGT1413	**ANCRC 14-008 UAF §19-5-951**		**0.00**		
BBF		135,000.00		135,000.00	
					0.00
TGT1414	**ANCRC 14-009 Agri FC §19-5-9**		**0.00**		
BBF		500,000.00		500,000.00	
					0.00
TGT1415	**ANCRC 14-010 HSU §19-5-951**		**0.00**		
BBF		190,000.00		190,000.00	
					0.00
TGT1416	**ANCRC 14-011 EACC §19-5-95**		**0.00**		
BBF		135,000.00		135,000.00	
					0.00
TGT1417	**ANCRC 14-012 ABA §19-5-951**		**0.00**		
BBF		30,000.00		30,000.00	
					0.00
TGT1418	**ANCRC 14-013 SOS §19-5-951**		**0.00**		
BBF		800,419.80		800,419.80	
					0.00
TGT1419	**ANCRC 14-014 BRTC §19-5-95**		**0.00**		
BBF		249,999.00		249,999.00	
					0.00
TGT1420	**ANCRC 14-015 UAM §19-5-951**		**0.00**		
BBF		300,000.00		300,000.00	
					0.00
TGT1421	**ANCRC 14-016 SACC §19-5-95**		**0.00**		
BBF		200,000.00		200,000.00	
					0.00
TGT1422	**ANCRC 14-017 ASUJ §19-5-95**		**0.00**		
BBF		500,000.00		500,000.00	
					0.00
TGT1423	**ANCRC 14-018 UCA §19-5-951**		**0.00**		
BBF		62,002.00		62,002.00	
					0.00
TGT1424	**ANCRC 14-019 UAF §19-5-951**		**0.00**		
BBF		50,000.00		50,000.00	
					0.00
TGT1425	**ANCRC 14-020 UAF §19-5-951**		**0.00**		
BBF		38,703.17		38,703.17	
					0.00
TGT1500	**Cash Balance**		**0.00**		
BBF		22.34		22.34	
					0.00
TGT1501	**ANCRC 15-001 UALR**		**0.00**		
BBF		180,000.00		180,000.00	
					0.00

Fund / Type	Fund Description / Type Description	Beginning Balance / Debits		Credits	Ending Balance
TGT1502	**ANCRC 15-002 UALR**		**0.00**		
BBF		18,000.00		18,000.00	
					0.00
TGT1503	**ANCRC 15-003 Parks**		**0.00**		
BBF		5,500,250.00		5,500,250.00	
					0.00
TGT1505	**ANCRC 15-005 UAF-AAS**		**0.00**		
BBF		45,380.90		45,380.90	
					0.00
TGT1506	**ANCRC 15-006 UAF-AAS**		**0.00**		
BBF		34,356.00		34,356.00	
					0.00
TGT1507	**ANCRC 15-007 ASU J**		**0.00**		
BBF		750,000.00		750,000.00	
					0.00
TGT1509	**ANCRC 15-009 ASU J**		**0.00**		
BBF		212,491.90		212,491.90	
					0.00
TGT1510	**ANCRC 15-010 AGRI**		**0.00**		
BBF		500,000.00		500,000.00	
					0.00
TGT1511	**ANCRC 15-011 SAUM**		**0.00**		
BBF		119,000.00		119,000.00	
					0.00
TGT1512	**ANCRC 15-012 UAM**		**0.00**		
BBF		186,500.00		186,500.00	
					0.00
TGT1513	**ANCRC 15-013 BRTC**		**0.00**		
BBF		140,000.00		140,000.00	
					0.00
TGT1514	**ANCRC 15-014 HSU**		**0.00**		
BBF		299,003.00		299,003.00	
					0.00
TGT1515	**ANCRC 15-015 SOS**		**0.00**		
BBF		800,000.00		800,000.00	
					0.00
TGT1516	**ANCRC 15-016 PCCUA**		**0.00**		
BBF		34,000.00		34,000.00	
					0.00
TGT1517	**ANCRC 15-017 ATU**		**0.00**		
BBF		500,000.00		500,000.00	
					0.00
TGT1518	**ANCRC 15-018 UAF**		**0.00**		
BBF		650,000.00		650,000.00	
					0.00
TGT1519	**ANCRC 15-019 UAF**		**0.00**		
BBF		155,000.00		155,000.00	
					0.00
TGT1521	**ANCRC 15-021 PARKHC**		**0.00**		
BBF		140,000.00		140,000.00	

Fund / Type	Fund Description / Type Description	Beginning Balance / Debits		Credits	Ending Balance
					0.00
TGT1522	ANCRC 15-022 UCA		0.00		
BBF		838,559.00		838,559.00	
					0.00
TGT1541	ANCRC 15-004 DCC		0.00		
BBF		500,000.00		500,000.00	
					0.00
TGT1542	ANCRC 15-004 DAH MT		0.00		
BBF		500,000.00		500,000.00	
					0.00
TGT1543	ANCRC 15-004 DAH OSH		0.00		
BBF		650,153.00		650,153.00	
					0.00
TGT1544	ANCRC 15-004 DAH HP		0.00		
BBF		1,100,000.00		1,100,000.00	
					0.00
TGT1545	ANCRC 15-004 DAH NHC		0.00		
BBF		1,119,196.14		1,119,196.14	
					0.00
TGT1546	ANCRC 15-004 DAH HAM		0.00		
BBF		642,500.00		642,500.00	
					0.00
TGT1547	ANCRC 15-004 DAH AAC		0.00		
BBF		15,000.00		15,000.00	
					0.00
TGT1548	ANCRC 15-004 DAH DO		0.00		
BBF		1,002,902.29		1,002,902.29	
					0.00
TGT1601	ANCRC 16-001 Parks (0900)		0.00		
BBF		5,726,505.59		5,726,505.59	
					0.00
TGT1602	ANCRC 16-002 UAF-AAS (013		0.00		
BBF		44,133.00		44,133.00	
					0.00
TGT1603	ANCRC 16-003 UAF-AAS (013		0.00		
BBF		20,396.00		20,396.00	
					0.00
TGT1604	ANCRC 16-004 UAF-AAS (013		0.00		
BBF		35,471.00		35,471.00	
					0.00
TGT1607	ANCRC 16-007 ASU (0125)		0.00		
BBF		485,210.89		485,210.89	
					0.00
TGT1608	ANCRC 16-008 UALR (0145)		0.00		
BBF		56,000.00		56,000.00	
					0.00
TGT1609	ANCRC 16-009 ATU (0130)		0.00		
BBF		1,000,000.00		1,000,000.00	
					0.00
TGT1610	ANCRC 16-010 UCA (0165)		0.00		

Fund / Type	Fund Description / Type Description	Beginning Balance / Debits		Credits	Ending Balance
BBF		400,000.00		400,000.00	
					0.00
TGT1611	**ANCRC 16-011 SAUM (0105)**		**0.00**		
BBF		93,000.00		93,000.00	
					0.00
TGT1612	**ANCRC 16-012 UAFS (0195)**		**0.00**		
BBF		367,000.00		367,000.00	
					0.00
TGT1614	**ANCRC 16-014 SOS (0063)**		**0.00**		
BBF		1,000,000.00		1,000,000.00	
					0.00
TGT1616	**ANCRC 16-016 UAF (0135)**		**0.00**		
BBF		700,000.00		700,000.00	
					0.00
TGT1617	**ANCRC 16-017 UAF (0135)**		**0.00**		
BBF		142,000.00		142,000.00	
					0.00
TGT1618	**ANCRC 16-018 UAF (0135)**		**0.00**		
BBF		200,000.00		200,000.00	
					0.00
TGT1620	**ANCRC 16-020 AGRI (0400)**		**0.00**		
BBF		465,436.18		465,436.18	
					0.00
TGT1621	**ANCRC 16-021 AHC (0915)**		**0.00**		
BBF		217,272.40		217,272.40	
					0.00
TGT1622	**ANCRC 16-022 UAM (0155)**		**0.00**		
BBF		646,000.00		646,000.00	
					0.00
TGT1625	**ANCRC 16-025 HSU (0100)**		**0.00**		
BBF		747,000.00		747,000.00	
					0.00
TGT1651	**ANCRC 16-005 DAH-MT (0873)**		**0.00**		
BBF		226,250.00		226,250.00	
					0.00
TGT1652	**ANCRC 16-005 DAH OSH (087**		**0.00**		
BBF		409,161.87		409,161.87	
					0.00
TGT1653	**ANCRC 16-005 DAH HP (0877)**		**0.00**		
BBF		1,000,000.00		1,000,000.00	
					0.00
TGT1654	**ANCRC 16-005 DAH NHC (088**		**0.00**		
BBF		1,500,000.00		1,500,000.00	
					0.00
TGT1655	**ANCRC 16-005 DAH HAM (088**		**0.00**		
BBF		500,000.00		500,000.00	
					0.00
TGT1656	**ANCRC 16-005 DAH DO (0865)**		**0.00**		
BBF		1,254,004.88		1,254,004.88	
					0.00

Fund / Type	Fund Description / Type Description	Beginning Balance / Debits		Credits	Ending Balance
TGT1657	**ANCRC 16-005 DAH-DCC (086**		**0.00**		
BBF		102,325.55		102,325.55	
					0.00
TGT1658	**ANCRC 16-005 DAH-MT (0865)**		**0.00**		
BBF		241,433.27		241,433.27	
					0.00
TGT1659	**ANCRC 16-005 DAH OSH (086**		**0.00**		
BBF		611,142.95		611,142.95	
					0.00
TGT1660	**ANCRC 16-005 DAH NHC (086**		**0.00**		
BBF		484,397.87		484,397.87	
					0.00
TGT1661	**ANCRC 16-005 DAH HAM (086**		**0.00**		
BBF		209,097.69		209,097.69	
					0.00
TGT1662	**ANCRC 16-005 DAH HP (0865)**		**0.00**		
BBF		605,728.66		605,728.66	
					0.00
TGT1663	**DAH-ASA-NCRC16-021 (0865)**		**0.00**		
BBF		158,254.07		158,254.07	
					0.00
TGT1700	**P&T Cash Balance 6/30/01**		**0.00**		
BBF		5.51		5.51	
					0.00
TGT1701	**17 NCRC DO (0865)**		**0.00**		
BBF		750,000.00		750,000.00	
					0.00
TGT1702	**17 NCRC DCC (0865)**		**0.00**		
BBF		375,000.00		375,000.00	
					0.00
TGT1703	**17 NCRC Archives (0865)**		**0.00**		
BBF		180,000.00		180,000.00	
					0.00
TGT1704	**17 NCRC OSH (0865)**		**0.00**		
BBF		689,000.00		689,000.00	
					0.00
TGT1705	**17 NCRC HP (0865)**		**0.00**		
BBF		1,450,000.00		1,450,000.00	
					0.00
TGT1706	**17 NCRC NHC (0865)**		**0.00**		
BBF		2,463,926.79		2,463,926.79	
					0.00
TGT1707	**17 NCRC HAM (0865)**		**0.00**		
BBF		676,000.00		676,000.00	
					0.00
TGT1708	**17 NCRC UALR (0145)**		**0.00**		
BBF		24,000.00		24,000.00	
					0.00
TGT1709	**17 NCRC MT (0865)**		**0.00**		
BBF		450,000.00		450,000.00	

Fund / Type	Fund Description / Type Description	Beginning Balance / Debits		Credits	Ending Balance
					0.00
TGT1710	17 NCRC Parks (0900)		0.00		
BBF		6,200,000.00		6,200,000.00	
					0.00
TGT1711	17 NCRC SAU (0105)		0.00		
BBF		150,000.00		150,000.00	
					0.00
TGT1712	17 NCRC ASU (0125)		0.00		
BBF		200,000.00		200,000.00	
					0.00
TGT1713	17 NCRC House (0002)		0.00		
BBF		824,000.00		824,000.00	
					0.00
TGT1714	17 NCRC StateLibrary (0519)		0.00		
BBF		24,000.00		24,000.00	
					0.00
TGT1715	17 NCRC UAF (0135)		0.00		
BBF		150,000.00		150,000.00	
					0.00
TGT1716	17 NCRC UAF (0135)		0.00		
BBF		350,000.00		350,000.00	
					0.00
TGT1717	17 NCRC SACC (0193)		0.00		
BBF		300,000.00		300,000.00	
					0.00
TGT1718	17 NCRC Cossatot (0677)		0.00		
BBF		175,000.00		175,000.00	
					0.00
TGT1719	17 NCRC Arch Survey (0135)		0.00		
BBF		37,480.00		37,480.00	
					0.00
TGT1720	17 NCRC Arch Survey (0135)		0.00		
BBF		7,520.00		7,520.00	
					0.00
TGT1721	17 NCRC DFA/DBA (0615)		0.00		
BBF		964,592.26		964,592.26	
					0.00
TGT1722	17 NCRC UAFS (0195)		0.00		
BBF		250,000.00		250,000.00	
					0.00
TGT1723	17 NCRC Forestry (0400)		0.00		
BBF		252,181.62		252,181.62	
					0.00
TGT1724	17 NCRC ATU (0130)		0.00		
BBF		600,000.00		600,000.00	
					0.00
TGT1725	17 NCRC UCA (0165)		0.00		
BBF		250,000.00		250,000.00	
					0.00
TGT1726	17 NCRC SOS (0063)		0.00		

Fund	Fund Description	Beginning Balance		Ending Balance
Type	Type Description	Debits	Credits	
BBF		749,999.45	749,999.45	
				0.00
TGT1727	**17 NCRC UAM (0155)**	**0.00**		
BBF		600,000.00	600,000.00	
				0.00
TGT1728	**17 NCRC HSU (0100)**	**0.00**		
BBF		957,223.22	957,223.22	
				0.00
TGT1801	**NCRC 18-001 Parks Impr (090(**	**0.00**		
BBF		6,805,999.48	6,805,999.48	
				0.00
TGT1802	**NCRC 18-002 Parks War Mem**	**0.00**		
BBF		1,100,000.00	1,100,000.00	
				0.00
TGT1803	**NCRC 18-003 UALR (0145)**	**0.00**		
BBF		20,000.00	20,000.00	
				0.00
TGT1804	**NCRC 18-004 House (0002)**	**0.00**		
BBF		981,000.00	981,000.00	
				0.00
TGT1806	**NCRC 18-006 SAU (0105)**	**0.00**		
BBF		400,000.00	400,000.00	
				0.00
TGT1807	**NCRC 18-008 ATU (0130)**	**0.00**		
BBF		600,000.00	600,000.00	
				0.00
TGT1811	**NCRC 18-011 UA Cossatot (06**	**0.00**		
BBF		225,000.00	225,000.00	
				0.00
TGT1812	**NCRC 18-012 School for Deaf**	**0.00**		
BBF		300,000.00	300,000.00	
				0.00
TGT1813	**NCRC 18-013 UAM (0155)**	**0.00**		
BBF		550,000.00	550,000.00	
				0.00
TGT1814	**NCRC 18-014 ASU (0125)**	**0.00**		
BBF		88,000.00	88,000.00	
				0.00
TGT1815	**NCRC 18-015 ASU (0125)**	**0.00**		
BBF		25,000.00	25,000.00	
				0.00
TGT1816	**NCRC 18-016 UAFS (0195)**	**0.00**		
BBF		600,000.00	600,000.00	
				0.00
TGT1817	**NCRC 18-017 SACC (0193)**	**0.00**		
BBF		500,000.00	500,000.00	
				0.00
TGT1818	**NCRC 18-018 UAF (0135)**	**0.00**		
BBF		510,000.00	510,000.00	
				0.00

Fund / Type	Fund Description / Type Description	Beginning Balance / Debits		Credits	Ending Balance
TGT1819	**NCRC 18-019 UA CAST (0135)**		**0.00**		
BBF		90,000.00		90,000.00	
					0.00
TGT1820	**NCRC 18-020 UAPB (0160)**		**0.00**		
BBF		510,000.00		510,000.00	
					0.00
TGT1821	**NCRC 18-02 Forestry (0400)**		**0.00**		
BBF		500,000.00		500,000.00	
					0.00
TGT1823	**NCRC 18-023 School for Blind**		**0.00**		
BBF		325,000.00		325,000.00	
					0.00
TGT1824	**NCRC 18-023 HSU (0100)**		**0.00**		
BBF		1,099,730.00		1,099,730.00	
					0.00
TGT1852	**NCRC 18-005 HPP (0865)**		**0.00**		
BBF		1,700,919.82		1,700,919.82	
					0.00
TGT1853	**NCRC 18-005 NHC (0865)**		**0.00**		
BBF		2,074,532.45		2,074,532.45	
					0.00
TGT1854	**NCRC 18-005 ASA (0865)**		**0.00**		
BBF		325,000.00		325,000.00	
					0.00
TGT1855	**NCRC 18-005 DO/Central (086!**		**0.00**		
BBF		708,924.00		708,924.00	
					0.00
TGT1856	**NCRC 18-005 DCC**		**0.00**		
BBF		350,100.00		350,100.00	
					0.00
TGT1857	**NCRC 18-005 HAM (0865)**		**0.00**		
BBF		718,750.00		718,750.00	
					0.00
TGT1858	**NCRC 18-005 MT (0865)**		**0.00**		
BBF		352,441.95		352,441.95	
					0.00
TGT1859	**NCRC 18-005 OSH (0865)**		**0.00**		
BBF		710,000.00		710,000.00	
					0.00
TGT1900	**P&T Cash Balance 6/30/01**		**0.00**		
BBF		47,325.09		47,325.09	
					0.00
TGT1901	**19--001 NCRC STATE PARK IM**		**0.00**		
BBF		7,820,896.39		7,820,896.39	
					0.00
TGT1903	**19-003 NCRC-UAF-PRESERV /**		**0.00**		
BBF		24,344.00		24,344.00	
					0.00
TGT1904	**19-004 NCRC-AGRI-AFC HSRA**		**0.00**		
BBF		1,002,500.00		1,002,500.00	

Fund / Type	Fund Description / Type Description	Beginning Balance / Debits		Credits	Ending Balance
					0.00
TGT1905	19-005 NCRC-ASB INFIRM PR(		0.00		
BBF		401,521.60		401,521.60	
					0.00
TGT1906	19-006 NCRC-ASD PARNELL H		0.00		
BBF		824,780.82		824,780.82	
					0.00
TGT1907	19-007 NCRC-OLD SUPREME (		0.00		
BBF		1,200,000.00		1,200,000.00	
					0.00
TGT1908	19-008 NCRC-ASU-LAKEPORT		0.00		
BBF		17,768.68		17,768.68	
					0.00
TGT1909	19-009 NCRC-ASU-KAIT TV8 N		0.00		
BBF		40,000.00		40,000.00	
					0.00
TGT1910	19-010 NCRC-ATU-WILL HALL		0.00		
BBF		500,000.29		500,000.29	
					0.00
TGT1911	NCRC-HSU-CADDO CTR REN(		0.00		
BBF		300,000.00		300,000.00	
					0.00
TGT1912	19-012 NCRC-SAU-OZMER-AL		0.00		
BBF		295,690.62		295,690.62	
					0.00
TGT1913	19-013 NCRC-UAF-GARVAN W		0.00		
BBF		453,000.00		453,000.00	
					0.00
TGT1914	19-014 NCRC-UAF HUMAN EN		0.00		
BBF		1,023,500.00		1,023,500.00	
					0.00
TGT1917	19-017 NCRC-UALR-AR TR OF		0.00		
BBF		32,477.17		32,477.17	
					0.00
TGT1918	19-018 NCRC-UAPB STUD UNI		0.00		
BBF		741,997.00		741,997.00	
					0.00
TGT1950	19-002 NCRC-DIRECTOR'S OF		0.00		
BBF		1,850,000.00		1,850,000.00	
					0.00
TGT1952	19-002 NCRC-HISTOR PRESEF		0.00		
BBF		1,600,000.00		1,600,000.00	
					0.00
TGT1953	19-002 NCRC NATURAL HERT		0.00		
BBF		3,480,850.00		3,480,850.00	
					0.00
TGT1954	19-002NCRC-ARK STATE ARC		0.00		
BBF		450,806.49		450,806.49	
					0.00
TGT1956	19-002 NCRC-DELTA CULTR C		0.00		

Fund	Fund Description	Beginning Balance			Ending Balance
Type	Type Description	Debits		Credits	
BBF		338,966.70		338,966.70	
					0.00
TGT1957	**19-002 NCRC-HISTOR ARK MU**		**0.00**		
BBF		730,000.00		730,000.00	
					0.00
TGT1958	**19-002 NCRC OLD STATE HOU**		**0.00**		
BBF		400,000.00		400,000.00	
					0.00
TGT1959			**0.00**		
BBF		731,849.29		731,849.29	
					0.00
TGT2001	**NCRC ST PARK IMPROV (0900**		**-545.61**		
BBF		8,249,454.39		8,250,000.00	
					-545.61
TGT2003	**NCRC UAF-AAS Pres AR Hist**		**0.00**		
BBF		57,205.00		57,205.00	
					0.00
TGT2004	**NCRC Agri-Fores HSRA/PSSF**		**0.00**		
BBF		1,490,035.87		1,490,035.87	
					0.00
TGT2005	**20-005 NCRC-ASB Infirm Pro-F**		**0.00**		
BBF		9,813.06		9,813.06	
					0.00
TGT2006	**NCRC DOE-ASD ParnHall-PH3**		**0.00**		
BBF		512,823.00		512,823.00	
					0.00
TGT2007	**NCRC SOS-St Cap Roof Repl (**		**0.00**		
BBF		823,729.00		823,729.00	
					0.00
TGT2008	**NCRC ASUJ-Dyess Col Res 01**		**0.00**		
BBF		512,050.00		512,050.00	
					0.00
TGT2010	**NCRC AOS-InterSuite Rehab 0**		**0.00**		
BBF		442,771.00		442,771.00	
					0.00
TGT2011	**NCRC DBA-AR Gov Man PH11**		**0.00**		
BBF		564,841.71		564,841.71	
					0.00
TGT2012	**NCRC TOS-Rest StCap Suite 0**		**0.00**		
BBF		997,710.16		997,710.16	
					0.00
TGT2013	**NCRC SACC-Rehab1940WPAG**		**0.00**		
BBF		691,140.00		691,140.00	
					0.00
TGT2015	**NCRC SAUT-AdminBldg (0115**		**0.00**		
BBF		896,690.00		896,690.00	
					0.00
TGT2017	**NCRC UAF-Hum EnviroSciPH2**		**0.00**		
BBF		650,000.00		650,000.00	
					0.00

Fund / Type	Fund Description / Type Description	Beginning Balance / Debits		Credits	Ending Balance
TGT2018	**NCRC UAFSr Walk First 50YR**		**0.00**		
BBF		250,000.00		250,000.00	
					0.00
TGT2019	**NCRC UAF-Powhatan's Past 0**		**0.00**		
BBF		50,000.00		50,000.00	
					0.00
TGT2020	**NCRC UAFS-WillhafHou PhIV (**		**0.00**		
BBF		400,000.00		400,000.00	
					0.00
TGT2021	**NCRC UALR-Compact Shelv 0**		**0.00**		
BBF		71,927.00		71,927.00	
					0.00
TGT2023	**NCRC UACC-RM Mena HistArr**		**0.00**		
BBF		204,644.00		204,644.00	
					0.00
TGT2052			**0.00**		
BBF		1,520,346.90		1,520,346.90	
					0.00
TGT2053			**0.00**		
BBF		4,412,832.85		4,412,832.85	
					0.00
TGT2054	**20 NCRC DAH-ASA**		**0.00**		
BBF		318,000.00		318,000.00	
					0.00
TGT2055	**NCRC DAH-Central Admin (08(**		**0.00**		
BBF		181,621.10		181,621.10	
					0.00
TGT2056	**20-002 NCRC DAH Delta Cul C**		**0.00**		
BBF		395,491.82		395,491.82	
					0.00
TGT2057	**20-002 NCRC DAH-HIS AR MU:**		**0.00**		
BBF		600,000.00		600,000.00	
					0.00
TGT2058	**NCRC DAH-Mosaic Templars (**		**0.00**		
BBF		470,000.00		470,000.00	
					0.00
TGT2059	**NCRC DAH-Old StateHouseMu**		**0.00**		
BBF		378,825.00		378,825.00	
					0.00
TGT2101	**21-001 NCRC St Park Improvm**		**0.00**		
BBF		9,000,000.00		9,000,000.00	
					0.00
TGT2103	**21-003 NCRC Forest HSRA & F**		**0.00**		
BBF		1,641,642.27		1,641,642.27	
					0.00
TGT2104	**21-004 NCRC Blind-Infirm Phs**		**0.00**		
BBF		137,839.66		137,839.66	
					0.00
TGT2105	**21-005 NCRC Blind-Hill Cott R(**		**0.00**		
BBF		625,284.96		625,284.96	

Fund	Fund Description	Beginning Balance		Ending Balance
Type	Type Description	Debits	Credits	
				0.00
TGT2106	21-006 NCRCDeaf-Parn Hall Pl	0.00		
BBF		421,835.56	421,835.56	
				0.00
TGT2107	21-007 NCRC ASUJ-Lake Plant	-75,838.00		
BBF		155,838.00	231,676.00	
				-75,838.00
TGT2108	21-008 NCRC ASU-3 RiversRit:	0.00		
BBF		668,121.00	668,121.00	
				0.00
TGT2109	NCRC HSU-Capt Hend House	0.00		
BBF		586,688.00	586,688.00	
				0.00
TGT2110	21-010 NCRC Milt-WWII 206th /	0.00		
BBF		15,000.00	15,000.00	
				0.00
TGT2111	21-011 NCRC Treas-Capitol Ph	0.00		
BBF		703,993.49	703,993.49	
				0.00
TGT2112	21-012 NCRC PCCA-Pill-Thom	0.00		
BBF		411,324.11	411,324.11	
				0.00
TGT2113	21-013 NCRC SAU-Bus Hall Re	0.00		
BBF		698,060.00	698,060.00	
				0.00
TGT2114	21-014 NCRC CCCUA-Lockesb	0.00		
BBF		336,525.00	336,525.00	
				0.00
TGT2115	21-015 NCRC UAF-JA White Jr	0.00		
BBF		632,512.91	632,512.91	
				0.00
TGT2116	21-016 NCRC UAF-Gar Terr/Bri	-76,438.43		
BBF		296,261.57	372,700.00	
				-76,438.43
TGT2117	21-017 NCRC UAF-Gib AnnExt	-77.00		
BBF		392,700.00	392,777.00	
				-77.00
TGT2118	21-018 NCRC-CCC in Arkansas	-1,468.64		
BBF		50,024.92	51,493.56	
				-1,468.64
TGT2119	21-019 NCRC UAFS-Willhaf Hs	-54,909.84		
BBF		918,928.52	973,838.36	
				-54,909.84
TGT2120	21-020 NCRC UALR Comp She	-248.47		
BBF		144,185.13	144,433.60	
				-248.47
TGT2121	21-021 NCRC UALR AR Const	0.00		
BBF		30,153.58	30,153.58	
				0.00
TGT2122	21-022 NCRC UACCRM-Mena I	0.00		

Fund / Type	Fund Description / Type Description	Beginning Balance / Debits	Credits	Ending Balance
BBF		237,000.00	237,000.00	
				0.00
TGT2124	**21-002NCRC DAH Improv HPP**	**-40,000.00**		
BBF		2,799,291.40	2,839,291.40	
				-40,000.00
TGT2125	**21-002NCRC DAH ImprovANH**	**-98,626.87**		
BBF		3,619,240.73	3,717,867.60	
				-98,626.87
TGT2126	**21-002nNCRC DAHImprov AS**	**-103,998.55**		
BBF		242,853.65	346,852.20	
				-103,998.55
TGT2127	**21-002NCRC DAHImprov DAH**	**0.00**		
BBF		36,097.10	36,097.10	
				0.00
TGT2128	**21-002NCRC DAHImprov DCC**	**-149,725.84**		
BBF		306,031.62	455,757.46	
				-149,725.84
TGT2129	**21-002NCRC DAHImprovCons**	**-163,166.16**		
BBF		461,833.84	625,000.00	
				-163,166.16
TGT2130	**21-002NCRC DAHImprovCons**	**-26,856.68**		
BBF		459,966.32	485,823.00	
				-25,856.68
TGT2131	**21-002NCRC DAHImprovCons**	**-262,099.02**		
BBF		212,269.22	474,053.24	
				-261,784.02
TGT2132	**21-024A NCRC SAU Ozmer-Al**	**0.00**		
BBF		295,690.62	295,690.62	
				0.00
TGT2201	**22-001 NCRC Parks**	**-1,909,778.74**		
BBF		334,645.86	2,244,424.60	
				-1,909,778.74
TGT2203	**22-003 UAF Archeolog**	**-23,579.00**		
BBF		0.00	23,579.00	
				-23,579.00
TGT2204	**22-004 AFC**	**-294,223.45**		
BBF		789,776.55	1,084,000.00	
				-294,223.45
TGT2205	**22-005 SOS Statuary**	**0.00**		
BBF		250,000.00	250,000.00	
				0.00
TGT2206	**22-006 SOS Windows**	**-2,299.35**		
BBF		638,412.99	640,712.34	
				-2,299.35
TGT2210	**22-010 ASU 3 Rivers**	**-29,519.00**		
BBF		772,023.00	772,023.00	
				0.00
TGT2212	**22-012 SACC**	**-134,088.27**		
BBF		546,006.73	680,095.00	
				-134,088.27

Fund	Fund Description	Beginning Balance		Ending Balance
Type	Type Description	Debits	Credits	
TGT2213	**22-013 SAU Tech**	**-0.97**		
BBF		211,428.03	211,429.00	
				-0.97
TGT2217	**22-017 UACC Rich Mtn**	**-309,779.66**		
BBF		0.00	309,779.66	
				-309,779.66
TGT2252	**22-002 DAH HPP**	**-1,160,000.00**		
BBF		1,194,672.91	2,354,672.91	
				-1,160,000.00
TGT2253	**22-002 DAH ANHC**	**-1,866,224.22**		
BBF		1,447,799.97	3,314,024.19	
				-1,866,224.22
TGT2255	**22-002 DAH Central**	**-15,000.00**		
BBF		11,112.10	26,112.10	
				-15,000.00
TGT2257	**22-002 DAH HAM**	**0.00**		
BBF		180,544.77	180,544.77	
				0.00
TGT2258	**22-002 DAH MTCC**	**-15,000.00**		
BBF		1,744.92	15,000.00	
				-13,255.08
TGT2300	**P&T Cash Balance 6/30/01**	**0.00**		
BBF		793.18	793.18	
				0.00
TGT3000	**DAH Gr & Trust Sndrs Ktc Tecl**	**0.00**		
BBF		12,240.88	12,240.88	
				0.00
TGT3100	**Baucum Nursery Irrigation Sys**	**0.00**		
BBF		222,479.01	222,479.01	
				0.00
TGT3300	**Central NCRC Improv 01**	**0.00**		
BBF		40,029.04	40,029.04	
				0.00
TGT3400	**Delta Cult Ctr-NCRC Imprv 01**	**0.00**		
BBF		376,806.00	376,806.00	
				0.00
TGT3500	**DAH-ACC-NCRC Improv 01**	**0.00**		
BBF		572,484.15	572,484.15	
				0.00
TGT3600	**HPP-NCRC Improv 01**	**0.00**		
BBF		352,060.00	352,060.00	
				0.00
TGT3700	**NHC-NCRC Improv 01**	**0.00**		
BBF		327,107.52	327,107.52	
				0.00
TGT3800	**ATR-NCRC Imprv 01**	**0.00**		
BBF		112,948.42	112,948.42	
				0.00
TGT4000	**PT-1DG St Imprvs**	**0.00**		
BBF		2,887,859.62	2,887,859.62	

Fund / Type	Fund Description / Type Description	Beginning Balance / Debits		Credits	Ending Balance
					0.00
TGT4100	PT-1DJ Sys wide Imprvs		0.00		
BBF		158,064.79		158,064.79	
					0.00
TGT4300	DAH Gr & Trust-1as Stabilize&		0.00		
BBF		240,000.00		240,000.00	
					0.00
TGT4400	DAH-Grant & Trust-1av Gov Re		0.00		
BBF		621,355.15		621,355.15	
					0.00
TGT4500	DAH Gr & Trust-989 Garvan W		0.00		
BBF		370,371.50		370,371.50	
					0.00
TGT4600	DAH Gr & Trust-1ce Carnall Ha		0.00		
BBF		1,000,000.00		1,000,000.00	
					0.00
TGT4700	D A H Gr & Trust-UALR		0.00		
BBF		720.00		720.00	
					0.00
TGT5000	DAH Gr & Trust Blk CATTS		0.00		
BBF		49,650.54		49,650.54	
					0.00
TGT5100	DAH Gr & Trust Tech Museums		0.00		
BBF		35,000.00		35,000.00	
					0.00
TGT5200	DAH Gr & Trust Restr Eng Hall		0.00		
BBF		13,140.00		13,140.00	
					0.00
TGT5300	DAH Gr & Trust Armory		0.00		
BBF		359,688.62		359,688.62	
					0.00
TGT5400	DAH Gr & Trust Harris Hall		0.00		
BBF		590,000.00		590,000.00	
					0.00
TGT5500	DAH Gr & Trust SOS Elevators		0.00		
BBF		381,000.00		381,000.00	
					0.00
TGT5600	PT St Imprvs		0.00		
BBF		4,741,911.66		4,741,911.66	
					0.00
TGT5700	DAH Gr & Trust Gov Renv		0.00		
BBF		999,999.57		999,999.57	
					0.00
TGT5800	DAH Gr & Trust Carnall Hall		0.00		
BBF		1,000,000.00		1,000,000.00	
					0.00
TGT5900	DAH Gr/Trst-801 Johnson Cult		0.00		
BBF		19,200.36		19,200.36	
					0.00
TGT6000	Central NCRC Improv 02		0.00		

Fund	Fund Description	Beginning Balance			Ending Balance
Type	Type Description	Debits		Credits	
BBF		138,301.80		138,301.80	
					0.00
TGT6100	Delta Cult Ctr-NCRC Imprv 02		0.00		
BBF		344,999.38		344,999.38	
					0.00
TGT6200	DAH-ACC-NCRC Improv 021		0.00		
BBF		572,658.69		572,658.69	
					0.00
TGT6300	HPP-NCRC Improv 02		0.00		
BBF		725,000.00		725,000.00	
					0.00
TGT6400	NHC-NCRC Improv 02		0.00		
BBF		610,828.31		610,828.31	
					0.00
TGT6500	ATR-NCRC Imprv 02		0.00		
BBF		589,715.21		589,715.21	
					0.00
TGT6600	DAH Gr & Trust-804 1905 Jr Co		0.00		
BBF		515,354.00		515,354.00	
					0.00
TGT6700	DAH Gr & Trust-794 Garvan W		0.00		
BBF		655,000.00		655,000.00	
					0.00
TGT6800	DAH Gr & Trust Tenant Farmer		0.00		
BBF		297,206.55		297,206.55	
					0.00
TGT6900	DAH Gr & Trust Magnolia Rest		0.00		
BBF		12,409.74		12,409.74	
					0.00
TGT7000	ANCRC 03 Civil War Battle Fla		0.00		
BBF		9,148.00		9,148.00	
					0.00
TGT7100	ANCRC 03 Upper Nodena Rep		0.00		
BBF		72,279.26		72,279.26	
					0.00
TGT7200	Ancrc 03 Historic Materials(09		0.00		
BBF		19,045.90		19,045.90	
					0.00
TGT7300	Ancrc Tech Museum(0130)		0.00		
BBF		10,000.00		10,000.00	
					0.00
TGT7400	Ancrc 03 Garvan Gardens(013		0.00		
BBF		325,000.00		325,000.00	
					0.00
TGT7500	Ancrc 03 DAH Dirs Office(0887		0.00		
BBF		212,403.89		212,403.89	
					0.00
TGT7600	Ancrc 03 DAH Delta(0867)		0.00		
BBF		362,593.51		362,593.51	
					0.00

Fund / Type	Fund Description / Type Description	Beginning Balance / Debits	Credits	Ending Balance
TGT7700	**Ancrc 03 DAH State Museum(**	**0.00**		
BBF		694,585.00	694,585.00	
				0.00
TGT7800	**Ancrc 03 DAH Historic Pres(08**	**0.00**		
BBF		725,000.00	725,000.00	
				0.00
TGT7900	**Ancrc 03 Nat Heritage(0880)**	**0.00**		
BBF		971,912.80	971,912.80	
				0.00
TGT8000	**DAH Ancrc Historic AR(0885)**	**0.00**		
BBF		617,783.31	617,783.31	
				0.00
TGT8100	**Ancrc 03 P&T Pr Grant(0900)**	**0.00**		
BBF		20,774.01	20,774.01	
				0.00
TGT8200	**Ancrc 03 AR Parks(0900)**	**0.00**		
BBF		3,181,277.94	3,181,277.94	
				0.00
TGT8300	**Ancrc 03 AR Uam(0155)**	**0.00**		
BBF		655,000.00	655,000.00	
				0.00
TGT8400	**Ancrc 03 AR Rich Mountain(01**	**0.00**		
BBF		610,000.00	610,000.00	
				0.00
TGT8500	**Ancrc 03 Sacc Gym (0193)**	**0.00**		
BBF		432,000.00	432,000.00	
				0.00
TGT8600	**Ancrc 03 Phillips Cc(0190)**	**0.00**		
BBF		255,200.00	255,200.00	
				0.00
TGT8700	**Ancrc 03 Sos Rotunda(0063)**	**0.00**		
BBF		750,000.00	750,000.00	
				0.00
TGT8800	**ANCRC 03 UAF Vol Walker Hal**	**0.00**		
BBF		483,514.23	483,514.23	
				0.00
TGT8900	**Ancrc 03 ASU Museum(0125)**	**0.00**		
BBF		314,999.49	314,999.49	
				0.00
TGT9000	**Ancrc 03 ASU Lakeport(0125)**	**0.00**		
BBF		925,000.00	925,000.00	
				0.00
TGT9100	**Ancrc 03 Uapb Delta(0160)**	**0.00**		
BBF		60,203.00	60,203.00	
				0.00
TGT9700	**DAH-NCRC FY01 Grnts**	**-20,950,907.70**		
BBF		475,563,073.09	496,546,705.79	
				-20,983,632.70
TGT9800	**DAH-NCRC FY02 Grnts**	**0.00**		
BBF		422,277,307.49	422,277,307.49	

Fund / Type	Fund Description / Type Description	Beginning Balance / Debits	Credits	Ending Balance
				0.00
TGT9900	**DAH-NCRC Trust**	**-795,104.45**		
BBF		82,054,425.57	82,849,530.02	
				-795,104.45
THC0000	**HealthCareIndepPrTr (0710)**	**0.00**		
BBF		44,573,466.95	44,573,466.95	
				0.00
THD0100	**High Ed Resrch Dev-Grants**	**-288,425.36**		
BBF		13,095,484.74	13,182,647.87	
				-87,163.13
THE0100	**High Ed Bldg-Maint**	**0.00**		
BBF		13,474,721.44	13,474,721.44	
				0.00
THL0000	**State Health Bldg/Local Grant**	**0.00**		
BBF		567,130.14	567,130.14	
				0.00
THL0100	**State Health Bldg/Local Grant**	**-2,126,650.78**		
BBF		12,185,608.84	14,312,259.62	
				-2,126,650.78
THL0200	**State Health Bldg/Local Grant**	**0.00**		
BBF		215,495.93	215,495.93	
				0.00
THL0300	**Health Dept Bldg Fund 19-5-96**	**-11,492,550.97**		
BBF		127,662.14	11,627,933.78	
				-11,500,271.64
THL0OLD	**Thl-Old**	**0.00**		
BBF		2,033.74	2,033.74	
				0.00
THR0000	**Manufactured Housing Recove**	**0.00**		
BBF		45,035.98	45,035.98	
				0.00
THR0100	**Manufactured Housing Recove**	**-1,542,721.17**		
BBF		18,339,771.17	19,882,492.34	
				-1,542,721.17
THR0OLD	**Thr-Old**	**0.00**		
BBF		2,222.57	2,222.57	
				0.00
THS0000	**Hazardous Substance Remedi**	**-7,924,646.36**		
BBF		362,857,836.77	370,844,698.87	
				-7,986,862.10
THS0100	**Hazardous Substance Remedi**	**0.00**		
BBF		9,612,156.50	9,612,156.50	
				0.00
THS0200	**Haz Substance-CedarChem (0**	**0.00**		
BBF		250,000.00	250,000.00	
				0.00
THS0OLD	**Ths-Old**	**0.00**		
BBF		80,637.98	80,637.98	
				0.00
THT0000	**ARHealthcareTranspar 19-5-11**	**-1,235,062.61**		

Fund / Type	Fund Description / Type Description	Beginning Balance / Debits	Credits	Ending Balance
BBF		7,277,397.39	8,512,460.00	
				-1,235,062.61
TID0100	**DHS-Inventor Asst Prgm-Oprs**	**0.00**		
BBF		1,937,294.34	1,937,294.34	
				0.00
TID0810	**Indiv Development Act 1289/07**	**-141,737.82**		
BBF		6,764,073.81	6,905,811.63	
				-141,737.82
TIE0000	**Insurance Continuing Ed**	**0.00**		
BBF		108,579.60	108,579.60	
				0.00
TIE0100	**Insurance Continuing Ed**	**-2,530,431.42**		
BBF		224,205.49	2,755,696.91	
				-2,531,491.42
TIE0OLD	**Tie-Old**	**0.00**		
BBF		10.15	10.15	
				0.00
TIF0000	**Insurance Fraud Investigating**	**0.00**		
BBF		67,560.11	67,560.11	
				0.00
TIF0100	**Insurance Fraud Investig Div**	**-3,951,289.66**		
BBF		14,250,596.08	18,215,385.74	
				-3,964,789.66
TIF0OLD	**Tif-Old**	**0.00**		
BBF		8,247.66	8,247.66	
				0.00
TIP0000	**Insurance Prepaid Trust**	**0.00**		
BBF		572,869.26	572,869.26	
				0.00
TIP0100	**Insurance Prepaid Oprs**	**-1,019,016.07**		
BBF		5,733,922.89	6,756,513.96	
				-1,022,591.07
TIP0200	**Ins Prepaid Trust-Recv Prg**	**-1,011,692.92**		
BBF		754,828.69	1,766,771.61	
				-1,011,942.92
TIP0OLD	**Tip-Old**	**0.00**		
BBF		1,247.92	1,247.92	
				0.00
TIR0100	**Public Roads Incentive-Grants**	**-300.00**		
BBF		1,000,800.00	1,001,100.00	
				-300.00
TJW0000	**Workers' Compensation**	**0.00**		
BBF		212,542.71	212,542.71	
				0.00
TJW0100	**Workers' Compensation**	**-15,199,813.17**		
BBF		583,983,704.97	599,155,504.87	
				-15,171,799.90
TJW0OLD	**Tjw-Old**	**0.00**		
BBF		72,334.93	72,334.93	
				0.00

Fund / Type	Fund Description / Type Description	Beginning Balance / Debits	Credits	Ending Balance
TLC0000	**Lottery Commission Trust Fun**	**0.00**		
BBF		10,126,212.12	10,126,212.12	
				0.00
TLE0000	**LawEnforce FamilyRel 19-5-11**	**-500,000.00**		
BBF		0.00	500,000.00	
				-500,000.00
TLP0000	**Landfill Post Closure**	**0.00**		
BBF		179,473.10	179,473.10	
				0.00
TLP0100	**Landfill Post Closure**	**-12,661,158.15**		
BBF		794,535,068.71	807,196,736.44	
				-12,661,667.73
TLP0200	**Landfill Post Closure**	**0.00**		
BBF		1,588,454.21	1,588,454.21	
				0.00
TLP0OLD	**Tlp-Old**	**0.00**		
BBF		1,910.68	1,910.68	
				0.00
TLR0000	**Land Reclamation**	**-756,768.37**		
BBF		14,013,516.00	14,771,484.37	
				-757,968.37
TLR0100	**Land Reclamation**	**0.00**		
BBF		33,615.86	33,615.86	
				0.00
TLS0100	**State Library Revolving**	**-3,362.08**		
BBF		13,669.29	17,031.37	
				-3,362.08
TLS0OLD	**Tls-Old**	**0.00**		
BBF		1,614.68	1,614.68	
				0.00
TLT0100	**Long Term Care Trust**	**-10,574,248.45**		
BBF		12,078,861.89	22,608,551.17	
				-10,529,689.28
TMA0000	**Mining Reclamation Trust**	**-1,044,093.92**		
BBF		7,850,090.11	8,894,184.03	
				-1,044,093.92
TMA0100	**Mining Reclamation Trust**	**0.00**		
BBF		488,602.79	488,602.79	
				0.00
TMI0000	**Muti-Agency Ins Trust**	**-18,470,135.27**		
BBF		216,568,390.80	235,038,526.07	
				-18,470,135.27
TMP0000	**Medicaid Trust**	**-95,355,166.41**		
BBF		1,036,067,147.60	1,131,422,314.01	
				-95,355,166.41
TMP0100	**AR Medicaid Wage Enhancem**	**0.00**		
BBF		1,091,233.03	1,091,233.03	
				0.00
TMP0200	**AR Medicaid Insurance Premiu**	**0.00**		
BBF		17,915,546.85	17,915,546.85	

Fund / Type	Fund Description / Type Description	Beginning Balance / Debits	Credits	Ending Balance
				0.00
TMP0300	**AR Medicaid Qualtiy Assuranc**	**-2,304,045.12**		
BBF		1,437,283,931.28	1,439,587,976.40	
				-2,304,045.12
TMP0400	**Intermed Care Provid 433/09**	**-36,803,451.72**		
BBF		100,359,648.49	137,163,100.21	
				-36,803,451.72
TMP0500	**Hospital Assessment Act 562/(**	**-20,596,330.63**		
BBF		889,858,684.88	910,455,015.51	
				-20,596,330.63
TMP0700	**Ambulance Assessment (0710**	**-83.03**		
BBF		4,070,327.23	4,070,410.26	
				-83.03
TMP0800	**Provider-Led Organzi Care Pre**	**-107,838,877.59**		
BBF		123,424.18	107,962,301.77	
				-107,838,877.59
TMP0900	**Medicaid Match One Time Ann**	**-325,820,185.56**		
BBF		0.00	325,820,185.56	
				-325,820,185.56
TMR0000	**State Police Retirement**	**-1,624.72**		
BBF		228,735,863.77	229,263,794.05	
				-527,930.28
TMR0OLD	**Tmr-Old**	**0.00**		
BBF		36,913.37	36,913.37	
				0.00
TMS0000	**Cash Balance**	**0.00**		
BBF		0.27	0.27	
				0.00
TNR0000	**Natl Resource Damage Trust**	**0.00**		
BBF		48,098.60	48,098.60	
				0.00
TNR0100	**Natl Resource Damge-Oprs**	**-174,809.50**		
BBF		1,196,980.00	1,371,789.50	
				-174,809.50
TOC0000	**US Olympic Committee Progra**	**0.00**		
BBF		9,286.00	9,286.00	
				0.00
TOC0100	**US Olympic Committee Progra**	**-1.00**		
BBF		66,682.00	66,683.00	
				-1.00
TOD0000	**Organ Donor Aware Ed**	**-173.00**		
BBF		76,440.76	79,108.93	
				-2,668.17
TPC0100	**Court Awards**	**-313,168.51**		
BBF		11,590,470.05	11,903,638.56	
				-313,168.51
TPC0200	**Court Awards**	**-434,247.09**		
BBF		3,898,272.33	4,332,519.42	
				-434,247.09
TPE0000	**Div Environmental Quality**	**-1,074,704.15**		

Fund	Fund Description	Beginning Balance		Ending Balance
Type	Type Description	Debits	Credits	
BBF		117,694,055.46	119,124,472.92	
				-1,430,417.46
TPET500	**Div Environmental Qual Fee Ai**	**-11,771,820.00**		
BBF		718,601,445.69	730,432,600.49	
				-11,831,154.80
TPF0100	**Hwy Oprs-142**	**-5,707,763.24**		
BBF		17,172,822.09	23,422,528.67	
				-6,249,706.58
TPM0000	**Public Safety Trust**	**-4,820,214.66**		
BBF		154,225,379.78	159,068,651.71	
				-4,843,271.93
TPP0000	**Performance Partner Trust**	**-193,695.18**		
BBF		70,055,174.52	70,248,869.70	
				-193,695.18
TPP0100	**Performance Partner Trust**	**0.00**		
BBF		587,199.04	587,199.04	
				0.00
TPP0OLD	**Tpp-Old**	**0.00**		
BBF		1,652.24	1,652.24	
				0.00
TPR0100	**Real Prop Tax Redistribution**	**-75,798,892.43**		
BBF		1,249,364,245.78	1,355,965,765.05	
				-106,601,519.27
TPR0200	**Proprty Tx Relief-Millage Roll**	**0.00**		
BBF		9,391,252.00	9,391,252.00	
				0.00
TPR0300	**Prop Tx Relief Co**	**0.00**		
BBF		42,000,000.00	42,000,000.00	
				0.00
TPR0400	**Prop Tx Relief City**	**-278.41**		
BBF		41,999,721.59	42,000,000.00	
				-278.41
TPR0OLD	**Tpr-Old**	**0.00**		
BBF		15,392,839.46	15,392,839.46	
				0.00
TPS0000	**Public School Insurance Act 7**	**-20,966,184.64**		
BBF		178,317,970.11	199,275,366.75	
				-20,957,396.64
TPT0000	**Petroleum Storage Tank Trust**	**-40,971,879.42**		
BBF		1,353,399,855.04	1,394,395,300.98	
				-40,995,445.94
TPT0100	**Petroleum Storage Tank Trust**	**0.00**		
BBF		16,978,300.19	16,978,300.19	
				0.00
TPT0OLD	**Tpt-Old**	**0.00**		
BBF		8,916.61	8,916.61	
				0.00
TPTCK00	**Petro Storage Tank Circle K**	**0.00**		
BBF		143,738.00	143,738.00	
				0.00

Fund / Type	Fund Description / Type Description	Beginning Balance / Debits		Credits	Ending Balance
TPW0100	**Waste Wtr Abmnt Bnds-(455)**		**0.00**		
BBF		10,063,232.06		10,063,232.06	
					0.00
TPW0200	**Waste Wtr Abmnt Bnds (455)**		**0.00**		
BBF		908,015.55		908,015.55	
					0.00
TPW0300	**Cash Balance**		**0.00**		
BBF		3,631,586.97		3,631,586.97	
					0.00
TPW0400	**Tpw0400 SW-Cgo-02a(0455)**		**0.00**		
BBF		9,122,060.72		9,122,060.72	
					0.00
TPW0500	**SW-Cgo-02b (0455)**		**0.00**		
BBF		4,800,047.48		4,800,047.48	
					0.00
TPW0600	**S&W-Cgo-02c-Series 2002c Bc**		**0.00**		
BBF		2,623,224.23		2,623,224.23	
					0.00
TPW0700	**S&W Cgo-02d (0455)**		**0.00**		
BBF		6,103,028.31		6,103,028.31	
					0.00
TPW0800	**S&W Cgo-02e (0455)**		**0.00**		
BBF		3,300,258.38		3,300,258.38	
					0.00
TPW0900	**S&W Cgo-02f (0455)**		**0.00**		
BBF		3,777,286.53		3,777,286.53	
					0.00
TPW1000	**S&W Cgo-02g Series Bonds(0**		**0.00**		
BBF		7,467,514.82		7,467,514.82	
					0.00
TPW1100	**S&W Cgo-02h Series Bonds(0**		**0.00**		
BBF		1,356,732.59		1,356,732.59	
					0.00
TPW1200	**S&W Cgo-02i Series Bonds(04**		**0.00**		
BBF		6,776,372.91		6,776,372.91	
					0.00
TPW1300	**S&W Cgo-02j Series Bonds(04**		**0.00**		
BBF		7,405,975.56		7,405,975.56	
					0.00
TPW1400	**SW Cgo-02k Series 2002k Bon**		**0.00**		
BBF		5,485,822.64		5,485,822.64	
					0.00
TPW1500	**S&W Cgo 03a Bonds (0455)**		**0.00**		
BBF		2,823,111.94		2,823,111.94	
					0.00
TPW1600	**S&W Cgo 03b Bonds (0455)**		**0.00**		
BBF		7,306,505.62		7,306,505.62	
					0.00
TPW1700	**ASWCC CGO 03C Bonds**		**0.00**		
BBF		31,709,812.80		31,709,812.80	

Fund	Fund Description	Beginning Balance			Ending Balance
Type	Type Description	Debits		Credits	
					0.00
TPW1800	ASWCC CGO 04A Series Bond		0.00		
BBF		28,105,401.20		28,105,401.20	
					0.00
TPW1900	ASWCC CGO 05A Bonds		0.00		
BBF		5,224,641.97		5,224,641.97	
					0.00
TPW2000	ASWCC CGO-05B Bonds		0.00		
BBF		8,821,174.64		8,821,174.64	
					0.00
TPW2100	ANRC CGO-06A Bonds		0.00		
BBF		22,282,906.06		22,282,906.06	
					0.00
TPW2200	ANRC CGO-06B Bonds		0.00		
BBF		20,619,154.92		20,619,154.92	
					0.00
TPW2300	ANRC CGO-06C Bonds		0.00		
BBF		2,754,203.53		2,754,203.53	
					0.00
TPW2400	ANRC-CGO 2007A Bonds(045		0.00		
BBF		11,603,166.35		11,603,166.35	
					0.00
TPW2500	ANRC-CGO 2008A Bonds (045		0.00		
BBF		40,937,340.64		40,937,340.64	
					0.00
TPW2600	ANRC GO Bond Series 09A (04		0.00		
BBF		20,198,605.84		20,198,605.84	
					0.00
TPW2700	GO Bond Series 2010A (0455)		0.00		
BBF		31,386,559.52		31,386,559.52	
					0.00
TPW2800	Go Bond Series 2010B		0.00		
BBF		43,241,400.67		43,241,400.67	
					0.00
TPW2900	Go Bond Series 2010C		0.00		
BBF		12,232,622.34		12,232,622.34	
					0.00
TPW3000	ANRC GO RefundBonds (0455		0.00		
BBF		41,512,392.71		41,512,392.71	
					0.00
TPW3100	ANRC GO Refunding Bonds		0.00		
BBF		59,342,263.26		59,342,263.26	
					0.00
TPW3200	ANRC GO Bonds 2013 (0455)		0.00		
BBF		33,667,705.47		33,667,705.47	
					0.00
TPW3300	WaterWasteDisposal GO Bd (0		0.00		
BBF		27,046,473.49		27,046,473.49	
					0.00
TPW3400	WtrWaste GO Bds 14 B (0455)		0.00		

Fund	Fund Description	Beginning Balance		Ending Balance
Type	Type Description	Debits	Credits	
BBF		34,977,426.47	34,977,426.47	
				0.00
TPW3500	**Water, Waste Disp GO Bond 2(**	**0.00**		
BBF		20,623,233.30	20,623,233.30	
				0.00
TPW3600	**Waste, Water Disp GOBond 20**	**0.00**		
BBF		29,354,890.94	29,354,890.94	
				0.00
TPW3700	**Waste,Water Disp GO Bond 20**	**0.00**		
BBF		6,946,622.88	6,946,622.88	
				0.00
TPW3800	**Waste,Water Disp GO Bond 20**	**-4,584,260.52**		
BBF		41,675,262.53	46,259,523.05	
				-4,584,260.52
TPW3900	**Waste.Water Disp GO Bond 20**	**0.00**		
BBF		4,014,397.04	4,014,397.04	
				0.00
TPW4000	**Waste Water Disp GO Bond 20**	**0.00**		
BBF		4,057,700.00	4,057,700.00	
				0.00
TPW4100	**Waste,Water Disp GO Bond 20**	**-23,167,349.38**		
BBF		0.00	23,167,349.38	
				-23,167,349.38
TPW4200	**Waste,Water Disp GO Bond 20**	**-16,695,345.49**		
BBF		0.00	16,695,345.49	
				-16,695,345.49
TPX0000	**Waste Water Pollution Bonds**	**-29,060,006.50**		
BBF		424,475,207.64	453,535,214.14	
				-29,060,006.50
TPX0100	**Wst Wtr Pol Bonds 2000A**	**0.00**		
BBF		5,099,327.05	5,099,327.05	
				0.00
TPX0200	**Wste Wtr Bonds 2001A**	**0.00**		
BBF		13,303,391.76	13,303,391.76	
				0.00
TPX0300	**Wste Wtr Bonds 2001B**	**0.00**		
BBF		5,872,811.90	5,872,811.90	
				0.00
TPX0400	**CGO-02A-Series 2002A Bonds**	**0.00**		
BBF		12,048,517.27	12,048,517.27	
				0.00
TPX0500	**SW-CGO-02B-Series 2002B Bc**	**0.00**		
BBF		6,268,730.74	6,268,730.74	
				0.00
TPX0600	**S&W-CGO-02C Series 2002C E**	**0.00**		
BBF		7,021,220.53	7,021,220.53	
				0.00
TPX0700	**S&W CGO 2002D Bonds**	**0.00**		
BBF		9,964,324.02	9,964,324.02	
				0.00

Fund / Type	Fund Description / Type Description	Beginning Balance / Debits		Credits	Ending Balance
TPX0800	**S&W CGO 2002E Bonds**		**0.00**		
BBF		5,465,256.45		5,465,256.45	
					0.00
TPX0900	**S&W CGO 2002F Bonds**		**0.00**		
BBF		5,001,087.80		5,001,087.80	
					0.00
TPX1000	**Treasury S&W CGO 2002G Bo**		**0.00**		
BBF		3,326,657.41		3,326,657.41	
					0.00
TPX1100	**Treasury S&W CGO 2002H Bo**		**0.00**		
BBF		2,261,194.04		2,261,194.04	
					0.00
TPX1200	**Treasury S&W CGO 2002I Bon**		**0.00**		
BBF		8,958,754.39		8,958,754.39	
					0.00
TPX1300	**Treasury S&W CGO 2002J Bor**		**0.00**		
BBF		4,391,766.23		4,391,766.23	
					0.00
TPX1400	**CGO02K-Series 2002K Bonds**		**0.00**		
BBF		7,344,129.51		7,344,129.51	
					0.00
TPX1500	**Treas Cgo 03a Bonds (0069)**		**0.00**		
BBF		4,485,072.60		4,485,072.60	
					0.00
TPX1600	**Treas Cgo 03b Bonds (0069)**		**0.00**		
BBF		8,717,122.88		8,717,122.88	
					0.00
TPX1700	**S&W CGO 2003C New Issue**		**0.00**		
BBF		28,590,910.56		28,590,910.56	
					0.00
TPX1800	**Treas Cgo-03c Series 2004a B**		**0.00**		
BBF		24,172,820.98		24,172,820.98	
					0.00
TPX1900	**Treas CGO 05A Refunding**		**0.00**		
BBF		9,121,544.99		9,121,544.99	
					0.00
TPX2000	**Treas CGO 05B Refunding**		**0.00**		
BBF		16,917,438.78		16,917,438.78	
					0.00
TPX2100	**Treasury CGO 2006A**		**0.00**		
BBF		25,092,611.06		25,092,611.06	
					0.00
TPX2200	**Treasury CGO 2006B**		**0.00**		
BBF		17,124,430.05		17,124,430.05	
					0.00
TPX2300	**Treasury CGO 2006C**		**0.00**		
BBF		7,420,430.06		7,420,430.06	
					0.00
TPX2400	**Treasury CGO 207A (0069)**		**0.00**		
BBF		4,504,347.43		4,504,347.43	

Fund Type	Fund Description / Type Description	Beginning Balance / Debits		Credits	Ending Balance
					0.00
TPX2500	Treasury CGO 2008A (0069)		0.00		
BBF		20,005,710.31		20,005,710.31	
					0.00
TPX2600	Treasury CGO 2009A (0069)		0.00		
BBF		7,732,028.47		7,732,028.47	
					0.00
TPX2700	Treasury CGO 2010A (0069)		0.00		
BBF		12,564,976.92		12,564,976.92	
					0.00
TPX2800	Treas CGO Bonds 2010B (006		0.00		
BBF		45,815,049.56		45,815,049.56	
					0.00
TPX2900	Treas CGO Bonds 2010C (006		0.00		
BBF		11,494,745.82		11,494,745.82	
					0.00
TPX3000	WaterWaste Disposal Bond (0		0.00		
BBF		59,180,931.58		59,180,931.58	
					0.00
TPX3100	Water Waste Disposal Bonds0		0.00		
BBF		22,054,369.88		22,054,369.88	
					0.00
TPX3200	ANRC Var Water/Pollu Prog 00		0.00		
BBF		30,900,455.64		30,900,455.64	
					0.00
TPX3300	Water Waste Disposal GO 201		0.00		
BBF		17,781,492.20		17,781,492.20	
					0.00
TPX3400	WWD 2014B		0.00		
BBF		26,724,627.51		26,724,627.51	
					0.00
TPX3500	2016A ANRC REFUNDING BO		0.00		
BBF		30,200,032.71		30,200,032.71	
					0.00
TPX3600	Waste,Water Dis GO Bond 201		0.00		
BBF		13,044,711.75		13,044,711.75	
					0.00
TPX3700	Waste,Water Dis GO Bond 201		0.00		
BBF		8,759,236.72		8,759,236.72	
					0.00
TPX3800	Soil Water Bond Series 2019-A		0.00		
BBF		4,723,318.72		4,723,318.72	
					0.00
TPX3900	2020-A ANRC Refunding Bond		0.00		
BBF		5,868,703.12		5,868,703.12	
					0.00
TPX4000	2020B ANRC Refunding Bonds		0.00		
BBF		7,582,058.64		7,582,058.64	
					0.00
TPX4100	2022A ANRC RefundingBond		0.00		

Fund	Fund Description	Beginning Balance		Ending Balance
Type	Type Description	Debits	Credits	
BBF		136,868.59	136,868.59	
				0.00
TPX4200	**2022B ANRC RefundingBond (**	**0.00**		
BBF		98,864.26	98,864.26	
				0.00
TRB0000	**Rural Broadband ID**	**0.00**		
BBF		2,324,600.00	2,324,600.00	
				0.00
TRE0000	**Emergency Response**	**0.00**		
BBF		30,289,183.10	30,289,183.10	
				0.00
TRE0100	**Emergency Response**	**0.00**		
BBF		15,154,564.19	15,154,564.19	
				0.00
TRE0OLD	**Tre-Old**	**0.00**		
BBF		945.12	945.12	
				0.00
TRP0100	**Delta & Rural Dev-Prj**	**0.00**		
BBF		141,652.24	141,652.24	
				0.00
TRR0000	**AR State Hwy Emp Retirement**	**-709,681.90**		
BBF		1,942,422,312.72	1,943,121,430.07	
				-699,117.35
TRR0OLD	**Trr-Old**	**0.00**		
BBF		418,215.59	418,215.59	
				0.00
TRS0000	**Animal Resc/Shelter 692/09**	**0.00**		
BBF		54,238.20	54,238.20	
				0.00
TRS0100	**Co/City Shelters 692/09**	**-610.46**		
BBF		38,066.68	38,965.41	
				-898.73
TRS0200	**Rural Svc Shelters 692/09**	**0.00**		
BBF		6,046.55	6,046.55	
				0.00
TRS0300	**AEDC-RS Shelters (790)**	**-16,147.78**		
BBF		0.00	16,271.33	
				-16,271.33
TSA0000	**AR Healthy Century Trust**	**0.00**		
BBF		239,557,768.18	239,557,768.18	
				0.00
TSA0100	**Tobacco Settlement-Oprs/Mgn**	**0.00**		
BBF		223,587.00	223,587.00	
				0.00
TSB0000	**Tobacco Settlement Promgran**	**-40,710,123.76**		
BBF		1,045,475,546.36	1,086,185,670.12	
				-40,710,123.76
TSB0100	**Tobacco Settle Prog Int (0072)**	**-101,370.73**		
BBF		61,379,002.77	61,480,373.50	
				-101,370.73

Fund	Fund Description	Beginning Balance		Ending Balance
Type	Type Description	Debits	Credits	
TSB0200	**Tobacco Settle Prog Reclaim(**	**0.00**		
BBF		1,809,523.45	1,809,523.45	
				0.00
TSC0000	**AR Tobacco Settlement Comm**	**0.00**		
BBF		21,177,995.26	21,177,995.26	
				0.00
TSC0200	**Tobacco Settl Comm-Oprs**	**-8,336,989.04**		
BBF		12,905,679.72	21,242,142.07	
				-8,336,462.35
TSD0000	**Prevention & Cessation Prog /**	**0.00**		
BBF		3,559,213.83	3,559,213.83	
				0.00
TSD0100	**Hlth-Prev & Cessation Prg-(64**	**-19,993,060.80**		
BBF		345,537,303.63	365,530,399.40	
				-19,993,095.77
TSD0200	**Tobacco Settlement Min Comn**	**-2,563,071.10**		
BBF		48,769,098.60	51,332,169.70	
				-2,563,071.10
TSE0000	**Targeted State Needs Program**	**0.00**		
BBF		155,489,363.79	155,489,363.79	
				0.00
TSE0100	**Targeted St Needs Prg-Minorit**	**-6,199,068.06**		
BBF		29,934,461.74	36,131,571.26	
				-6,197,109.52
TSE0201	**UAMS-322 Don Reynolds Ctr-(**	**-238,149.95**		
BBF		34,769,796.96	35,007,946.91	
				-238,149.95
TSE0202	**UAMS School of Public Health**	**-151,379.60**		
BBF		52,218,678.33	52,370,057.93	
				-151,379.60
TSE0203	**UAMS-368 Area Hlth Educ Ctr-**	**-673,916.28**		
BBF		34,240,751.68	34,914,667.96	
				-673,916.28
TSF0000	**AR Biosciences Inst Prg Acct**	**0.00**		
BBF		224,012,123.27	224,012,123.27	
				0.00
TSF0100	**ASU-Jonesboro AR Biosci Inst**	**0.00**		
BBF		66,053,581.57	66,053,581.57	
				0.00
TSF0200	**UAF-AR Biosci Inst Prg UAF**	**0.00**		
BBF		35,243,493.54	35,243,493.54	
				0.00
TSF0202	**AR Biosci Inst Prog Acct**	**0.00**		
BBF		35,247,598.98	35,247,598.98	
				0.00
TSF0300	**UAMS AR Biosci Inst Prg**	**-799,714.57**		
BBF		91,680,733.48	92,480,448.05	
				-799,714.57
TSG0000	**Medicaid Expansion Program**	**0.00**		
BBF		348,370,899.17	348,370,899.17	

Fund / Type	Fund Description / Type Description	Beginning Balance / Debits	Credits	Ending Balance
				0.00
TSG0100	**DHS DCO Medicaid Expansion**	**-28,027,987.99**		
BBF		360,739,845.29	388,767,833.28	
				-28,027,987.99
TSH0000	**Natl Stat Hall Coll**	**0.00**		
BBF		114,181.40	114,181.40	
				0.00
TSI0000	**State Insurance Dept Trust**	**0.00**		
BBF		3,215,768.85	3,215,768.85	
				0.00
TSI0100	**State Insurance Dept Trust**	**-914,544.58**		
BBF		31,722,912.07	32,637,456.65	
				-914,544.58
TSI0200	**Title Insurance Act 684/07**	**0.00**		
BBF		287,002.65	287,002.65	
				0.00
TSI0300	**Bail/Domestic Peace Act 730/0**	**0.00**		
BBF		4,287,279.93	4,287,279.93	
				0.00
TSI0OLD	**Tsi-Old**	**0.00**		
BBF		188,728.49	188,728.49	
				0.00
TSI4500	**State Insurance Dept Trust**	**-22,099,225.64**		
BBF		557,678,612.49	598,896,838.62	
				-41,218,226.13
TSI4600	**AR Health Insur Marketplace**	**-4,072,978.22**		
BBF		857,080.42	4,930,058.64	
				-4,072,978.22
TSL0100	**DHS Land Sales Special Trust**	**0.00**		
BBF		1,648,970.00	1,648,970.00	
				0.00
TSL0200	**DHS-Land Sales-Hospital Mair**	**0.00**		
BBF		1,648,970.00	1,648,970.00	
				0.00
TSP0000	**ADED Super Projects**	**0.00**		
BBF		31,741,362.99	31,741,362.99	
				0.00
TSR0000	**AR Public Employees Retirem**	**-6,112,304.94**		
BBF		1,704,890,953.97	1,710,992,030.70	
				-6,101,076.73
TSR0100	**Capital Projects Expenditures**	**0.00**		
BBF		21,415,094.12	21,415,094.12	
				0.00
TSR0OLD	**Tsr-Old**	**0.00**		
BBF		1,740,657.29	1,740,657.29	
				0.00
TST0101	**Fund Setup Error**	**0.00**		
BBF		116.45	116.45	
				0.00
TSU0000	**Local Sales & Use Tax**	**-157,638,882.96**		

Fund / Type	Fund Description / Type Description	Beginning Balance / Debits	Credits	Ending Balance
BBF		32,923,431,690.60	33,081,528,469.41	
				-158,096,778.81
TSU0100	**Pulaski Co Use Tax Escr Crt O**	**0.00**		
BBF		446,063.22	446,063.22	
				0.00
TSU0200	**Holding for Jerome Gen Funds**	**-25,000.00**		
BBF		0.00	25,000.00	
				-25,000.00
TSU0300	**Hold for Jerome Spec/St Fund**	**-25,000.00**		
BBF		0.00	25,000.00	
				-25,000.00
TSU0OLD	**Tsu-Old**	**0.00**		
BBF		637,782.88	637,782.88	
				0.00
TSU6900	**Local Sales & Use Tax-City & (**	**-657.53**		
BBF		21,836,265,904.57	21,836,266,562.10	
				-657.53
TSW0000	**Second Injury Trust**	**0.00**		
BBF		408,162.65	408,162.65	
				0.00
TSW0100	**Second Injury Trust**	**-1,494,783.60**		
BBF		94,098,733.96	95,593,517.56	
				-1,494,783.60
TSW0OLD	**Tsw-Old**	**0.00**		
BBF		127,153.32	127,153.32	
				0.00
TTG0100	**Waste Tire Grant**	**0.00**		
BBF		32,073,293.42	32,073,293.42	
				0.00
TTG0200	**Waste Tire Grant**	**0.00**		
BBF		10,500,580.06	10,500,580.06	
				0.00
TTG0300	**Waste Tire Grant BIG**	**0.00**		
BBF		4,992,042.81	4,992,042.81	
				0.00
TTR0100	**Uniform Tax Rate Trust**	**-481,380.75**		
BBF		18,888,275,884.05	18,888,275,884.05	
				0.00
TUC0100	**Unemployment Compensation**	**-11,763,010.57**		
BBF		335,871,002.09	347,634,012.66	
				-11,763,010.57
TUT0000	**Used Tire Recycling (0930)**	**-855,048.00**		
BBF		7,598,445.37	9,109,814.49	
				-1,511,369.12
TUT0100	**Used Tire Recyle Waste Abate**	**-16,949.74**		
BBF		262,779.57	279,729.31	
				-16,949.74
TUT0200	**Used Tire Recycle XL Tire Prg**	**-12.28**		
BBF		575,590.40	575,602.68	
				-12.28

Fund / Type	Fund Description / Type Description	Beginning Balance / Debits	Credits	Ending Balance
TUW0000	**Workers' Comp Revolving**	**0.00**		
BBF		27,563.36	27,563.36	
				0.00
TUW0100	**Workers' Comp Revolving**	**-12,978,707.64**		
BBF		473,628,487.62	486,755,567.66	
				-13,127,080.04
TUW0OLD	**Tuw-Old**	**0.00**		
BBF		496,479.77	496,479.77	
				0.00
TVI0000	**School Vehicle Insurance**	**0.00**		
BBF		60,268,845.80	60,268,845.80	
				0.00
TVI0100	**School Vehicle Insurance**	**0.00**		
BBF		1,490,191.33	1,490,191.33	
				0.00
TVI0425	**School Vehicle Insurance**	**0.00**		
BBF		8,718,000.13	8,718,000.13	
				0.00
TVI0OLD	**Tvi-Old**	**0.00**		
BBF		11,767.75	11,767.75	
				0.00
TVI1001	**School Vehicle Insurance**	**0.00**		
BBF		61,751,682.40	61,751,682.40	
				0.00
TWB0000	**Water Performance Bd 19-5-11**	**-167,012.64**		
BBF		977,454.84	1,260,237.48	
				-282,782.64
TWO0100	**Ouachita Rv Wtrwys Proj**	**-48,174.57**		
BBF		246,500.00	294,674.57	
				-48,174.57
TWO0OLD	**Two-Old**	**0.00**		
BBF		99,500.00	99,500.00	
				0.00
TWP0000	**Red River Waterways Project**	**0.00**		
BBF		68,782.56	68,782.56	
				0.00
TWP0100	**Red River Waterways Project**	**0.00**		
BBF		16,142,656.70	16,142,656.70	
				0.00
TWP0OLD	**Twp-Old**	**0.00**		
BBF		1,204.16	1,204.16	
				0.00
TWS0000	**Solid Waste Mgmt/Recycling**	**0.00**		
BBF		2,087,517.49	2,087,517.49	
				0.00
TWS0100	**Solid Waste Mgmt/Recycling**	**-1,083,951.78**		
BBF		173,271,782.84	174,335,212.21	
				-1,063,429.37
TWS0200	**Solid Waste Mgmt/Recycling**	**-4,250,043.21**		
BBF		118,765,844.84	123,016,652.42	

Fund / Type	Fund Description / Type Description	Beginning Balance / Debits	Credits	Ending Balance
				-4,250,807.58
TWS0300	**Solid Wast Mgmt/Recycl (0930**	**0.00**		
BBF		350,237,318.98	350,237,318.98	
				0.00
TWS0OLD	**Tws-Old**	**0.00**		
BBF		9,493.93	9,493.93	
				0.00
TWT0000	**DWS Training**	**-3,487,741.29**		
BBF		55,797,601.06	59,285,342.35	
				-3,487,741.29
TYS0000	**Dept Of Human Srvs-Dys-Jaib**	**-552,999.42**		
BBF		9,525,222.49	10,078,221.91	
				-552,999.42
TYS0100	**DHS-DYS-JAIBG Grnt**	**-1,000.80**		
BBF		18,754,373.71	18,755,374.51	
				-1,000.80
TYS0OLD	**Tys-Old**	**0.00**		
BBF		486,099.86	486,099.86	
				0.00
TZR0000	**Employment Security Adv Int**	**-5,004,869.75**		
BBF		122,402,890.21	127,408,105.17	
				-5,005,214.96
TZS0000	**Div Workforce Svcs Special**	**-13,245,614.46**		
BBF		125,637,522.31	139,291,565.55	
				-13,654,043.24
TZS0100	**UA Integrity 11-10-532(a)(3)(c**	**-151,158.47**		
BBF		0.00	423,841.08	
				-423,841.08
TZS0OLD	**Tzs-Old**	**0.00**		
BBF		342,116.38	342,116.38	
				0.00
TZT0000	**State Forestry Trust**	**0.00**		
BBF		1,656,174.59	1,656,174.59	
				0.00
TZT0100	**State Forestry Trust**	**0.00**		
BBF		3,998,755.14	3,998,755.14	
				0.00
TZT0101	**State Forestry Trust 19-5-927**	**-1,117,143.85**		
BBF		3,509,785.37	4,626,929.22	
				-1,117,143.85
TZT0102	**State Forestry Trust 19-5-297**	**0.00**		
BBF		579,515.41	579,515.41	
				0.00
TZT0OLD	**Tzt-Old**	**0.00**		
BBF		14,020.66	14,020.66	
				0.00

Fund Transaction by Type

Start Date:7/1/21 End Date:6/29/22

Fund / Type	Fund Description / Type Description	Beginning Balance / Debits	Credits	Ending Balance
AGA0000	**General Revenue Allotment**	**0.00**		
AXFR	Advance Transfer	633,388,465.80	4,082,000.00	
COFF	Checks Charged Off	2,493,619.31	200.00	
CTAX	Claims & Taxes	431,677.95	1,658.73	
DXFR	Transfer (Deduction)	243,968,686.62	0.00	
GDIS	Distribution (General Fund)	6,069,066,243.69	0.00	
LCRT	General Letter of Cert	513,565,824.73	0.00	
NDXF	Transfer (Non-Distribution)	502,936,746.75	121,130.67	
RADJ	Receipt Adjustment	8,070,974.53	782,497,816.16	
RCPT	Receipt	0.00	10,704,355,262.00	
RXFR	Transfer (Regular)	15,695,808,714.70	12,772,697,297.38	
TELL	Teller	23,285,096.30	0.00	
				-570,739,314.56
AGA0090	**GR Hwy Casino Gaming**	**-5,599,085.14**		
LCRT	General Letter of Cert	0.00	8,617,967.65	
RXFR	Transfer (Regular)	5,599,085.14	0.00	
				-8,617,967.65
ARH0000	**Revenue Holding**	**0.00**		
COFF	Checks Charged Off	412,730.35	0.00	
CTAX	Claims & Taxes	384,243.36	10,377.32	
RADJ	Receipt Adjustment	790,931,213.71	7,281,469.53	
RCPT	Receipt	0.00	923,977,318.81	
RXFR	Transfer (Regular)	141,370,946.35	138,925,897.06	
TELL	Teller	3,134,970.53	0.00	
				-133,960,958.42
ARH0100	**Revenue Holding Ins**	**0.00**		
CTAX	Claims & Taxes	99,899.00	45.00	
RADJ	Receipt Adjustment	12,782,990.00	0.00	
RCPT	Receipt	0.00	17,291,913.00	
				-4,409,069.00
ARH0200	**Revenue Holding Premium Ta**	**0.00**		
CTAX	Claims & Taxes	7,708,902.32	881,294.00	
RADJ	Receipt Adjustment	141,501,184.97	0.00	
RCPT	Receipt	0.00	234,805,930.00	
RXFR	Transfer (Regular)	6,234,318.00	3,247,707.00	
				-83,490,525.71
ARHDSMV	**RevHold DSMV (0610)**	**-2,009,476.18**		
COFF	Checks Charged Off	12,203.40	0.00	
RCPT	Receipt	0.00	898,137,286.46	
RXFR	Transfer (Regular)	914,330,460.61	16,356,965.67	
TELL	Teller	64,219.23	0.00	
				-2,096,845.07
ASA0000	**Special Revenue Allotment**	**0.00**		
4LHC	Four Lane Highway Constructio	328,722,532.13	0.00	
DXFR	Transfer (Deduction)	68,174,104.11	0.00	
HDIS	Distribution (Highway Fund)	542,684,764.33	0.00	
HSDIS	Highway Severance Distribution	50,596,903.63	0.00	
SDIS	Distribution (Special Fund)	1,580,093,264.93	0.00	
SPEC	Special Reversing Entry	4,747,314.38	2,925,205,846.05	

Fund Type	Fund Description / Type Description	Beginning Balance / Debits	Credits	Ending Balance
WFDIS	Wholesale FuelTax Distribution	76,049,423.93	0.00	
				-274,137,538.61
BAA0000	**Public Health**	**-2,381,345.73**		
GDIS	Distribution (General Fund)	0.00	80,387,021.00	
RADJ	Receipt Adjustment	75.00	0.00	
RCPT	Receipt	0.00	138.68	
RXFR	Transfer (Regular)	88,257,446.47	6,771,453.37	
SDIS	Distribution (Special Fund)	0.00	0.00	
SPEC	Special Reversing Entry	75.00	75.00	
				-1,282,437.31
BAA0100	**Public Health**	**-41,508,793.14**		
COFF	Checks Charged Off	10,847.70	14.00	
RADJ	Receipt Adjustment	571,096.81	566,901.19	
RCPT	Receipt	0.00	40,845,425.17	
RXFR	Transfer (Regular)	89,262,426.90	49,695,160.12	
SDIS	Distribution (Special Fund)	0.00	9,032,254.10	
SPEC	Special Reversing Entry	10,297,073.87	517,383.16	
				-42,024,485.60
BAA0200	**Health NonDoscretionary Rev**	**-7,728,026.35**		
COFF	Checks Charged Off	2.00	0.00	
RADJ	Receipt Adjustment	236,385.30	237,089.30	
RCPT	Receipt	0.00	46,381,374.72	
RXFR	Transfer (Regular)	31,270,946.43	7,696,084.65	
SDIS	Distribution (Special Fund)	0.00	684,863.73	
SPEC	Special Reversing Entry	861,567.35	38,705.41	
				-30,397,243.08
BAA0300	**Trauma System Exp 1386/09**	**-12,540,614.27**		
RCPT	Receipt	0.00	1,473.09	
RXFR	Transfer (Regular)	1,960,628.26	18,518,496.47	
WARR	Warrants	16,046,804.46	0.00	
				-13,053,151.11
BAA0310	**Trauma GR Hold (0645)**	**-381,077.26**		
RXFR	Transfer (Regular)	5,583,483.83	5,322,119.42	
				-119,712.85
BAA1200	**Cost Allocation Recon (0645)**	**-9,769,141.58**		
RXFR	Transfer (Regular)	3,700,816.86	3,554,688.37	
				-9,623,013.09
BAA2000	**Cosmetology Revenue 4/09**	**-5,784,226.30**		
COFF	Checks Charged Off	1,545.00	0.00	
RADJ	Receipt Adjustment	1,431.00	350.00	
RCPT	Receipt	0.00	920,560.58	
RXFR	Transfer (Regular)	1,294,192.09	25,925.36	
SDIS	Distribution (Special Fund)	0.00	722,505.83	
SPEC	Special Reversing Entry	825,731.00	7,921.00	
				-5,338,589.98
BAA2510	**Board of Sanitarians**	**-85,823.95**		
RADJ	Receipt Adjustment	90.00	0.00	
RCPT	Receipt	0.00	1,770.00	
RXFR	Transfer (Regular)	60,046.54	10,020.00	
SDIS	Distribution (Special Fund)	88.60	88.60	
SPEC	Special Reversing Entry	90.00	90.00	

Fund Type	Fund Description / Type Description	Beginning Balance / Debits	Credits	Ending Balance
				-37,477.41
BAA3000	**PH Home Health**	**-2,620,236.51**		
RCPT	Receipt	0.00	64.89	
RXFR	Transfer (Regular)	51,204.15	6,364.89	
				-2,575,462.14
BAA4200	**Medical Marijuana (0645)**	**-312,598.12**		
RXFR	Transfer (Regular)	844,913.82	1,063,353.96	
				-531,038.26
BAA9000	**PH Salary Alloc Hold (0645)**	**-3,229,134.70**		
RCPT	Receipt	0.00	225.00	
RXFR	Transfer (Regular)	5,218,775.00	2,796,847.95	
				-807,432.65
CAA0000	**Univ of AR Fayetteville**	**0.00**		
GDIS	Distribution (General Fund)	0.00	202,648,948.00	
RXFR	Transfer (Regular)	202,648,948.00	0.00	
				0.00
CAA0100	**Univ of AR Fayetteville**	**-7,632,716.85**		
RXFR	Transfer (Regular)	9,921,594.89	148,878,298.22	
WARR	Warrants	144,898,744.10	0.00	
				-1,690,676.08
CAA0300	**UAF Law School SR**	**-35,967.00**		
RCPT	Receipt	0.00	482,708.15	
SDIS	Distribution (Special Fund)	0.00	431,414.07	
SPEC	Special Reversing Entry	482,708.15	0.00	
				-467,381.07
CAA1000	**UA-Sy/Division 19-5-303(a)**	**-530,209.00**		
RCPT	Receipt	0.00	2.64	
RXFR	Transfer (Regular)	5,376.02	11,229,428.00	
SDIS	Distribution (Special Fund)	0.00	2.56	
SPEC	Special Reversing Entry	2.64	0.00	
WARR	Warrants	11,754,263.54	0.00	
				0.00
CAA1100	**UA Criminal Jus Inst 19-5-303**	**-130,695.21**		
RXFR	Transfer (Regular)	13,850.00	152,625.30	
WARR	Warrants	130,695.21	0.00	
				-138,775.30
CAA1300	**UA-Coop Ext 19-5-303(a)**	**-3,290,010.19**		
RCPT	Receipt	0.00	54.86	
RXFR	Transfer (Regular)	30,741.83	73,045,025.56	
SDIS	Distribution (Special Fund)	0.00	42.52	
SPEC	Special Reversing Entry	54.86	0.00	
WARR	Warrants	76,304,333.88	0.00	
				-2.56
CCA0000	**Univ of AR Medical Center**	**-5,779,761.29**		
AXFR	Advance Transfer	0.00	54,471,000.00	
GDIS	Distribution (General Fund)	0.00	40,965,321.00	
RXFR	Transfer (Regular)	5,642,173.94	14,852,116.07	
WARR	Warrants	109,367,293.73	0.00	
				-1,058,730.69
CCA0100	**UAMS College of Pharmacy**	**-32,336.03**		
RXFR	Transfer (Regular)	526.60	2,378,400.00	

Fund	Fund Description	Beginning Balance		Ending Balance
Type	**Type Description**	**Debits**	**Credits**	
SDIS	Distribution (Special Fund)	0.00	348,185.42	
SPEC	Special Reversing Entry	393,300.00	526.60	
WARR	Warrants	2,365,621.45	0.00	
				0.00
CCA0200	**UAMS 4% Mixed Drink Tax SR**	**-564,543.78**		
RXFR	Transfer (Regular)	183,924.89	6,509,729.57	
SDIS	Distribution (Special Fund)	0.00	5,485,948.06	
SPEC	Special Reversing Entry	6,509,729.57	183,924.89	
WARR	Warrants	6,050,491.84	0.00	
				0.00
CEA0000	**Univ of AR Little Rock**	**-3,555,222.68**		
GDIS	Distribution (General Fund)	0.00	60,696,343.00	
RXFR	Transfer (Regular)	622,904.22	7,999,566.84	
WARR	Warrants	71,028,261.62	0.00	
				-599,966.68
CEA0100	**UALR Law Sch SR 19-5-303(c)**	**-35,967.00**		
RCPT	Receipt	0.00	482,708.13	
SDIS	Distribution (Special Fund)	0.00	431,414.05	
SPEC	Special Reversing Entry	482,708.13	0.00	
WARR	Warrants	467,381.05	0.00	
				0.00
CGA0000	**Univ AR Pine Bluff**	**-6,352,092.40**		
GDIS	Distribution (General Fund)	0.00	26,540,553.00	
RXFR	Transfer (Regular)	229,117.32	2,720,462.42	
WARR	Warrants	35,174,724.16	0.00	
				-209,266.34
CIA0000	**Univ AR Monticello**	**-1,204,709.71**		
AXFR	Advance Transfer	0.00	10,000.00	
GDIS	Distribution (General Fund)	0.00	16,314,482.00	
RXFR	Transfer (Regular)	248,356.83	3,104,428.17	
WARR	Warrants	20,255,019.58	0.00	
				-130,243.47
CKA0000	**AR State Univ Jonesboro**	**-3,585,808.94**		
AXFR	Advance Transfer	0.00	5,000.00	
GDIS	Distribution (General Fund)	0.00	61,170,637.00	
RXFR	Transfer (Regular)	702,927.88	8,991,797.26	
WARR	Warrants	72,368,990.30	0.00	
				-681,325.02
CMA0000	**AR State Univ Beebe**	**-1,220,309.88**		
GDIS	Distribution (General Fund)	0.00	11,525,049.00	
RXFR	Transfer (Regular)	231,461.23	2,981,943.51	
WARR	Warrants	13,208,392.11	0.00	
				-2,287,449.05
CMN0000	**AR State Univ Newport**	**-702,882.64**		
GDIS	Distribution (General Fund)	0.00	6,760,375.00	
RXFR	Transfer (Regular)	118,848.43	1,535,763.32	
WARR	Warrants	8,724,730.98	0.00	
				-155,441.55
CMS0000	**School for Math/Sci/Arts**	**-6,223,657.33**		
GDIS	Distribution (General Fund)	0.00	1,133,048.00	
RXFR	Transfer (Regular)	809,289.31	10,488,564.19	

Fund Type	Fund Description / Type Description	Beginning Balance / Debits	Credits	Ending Balance
WARR	Warrants	8,263,623.87	0.00	
				-8,772,356.34
COA0000	**AR Tech University**	**-1,624,691.27**		
GDIS	Distribution (General Fund)	0.00	34,605,343.00	
RXFR	Transfer (Regular)	302,135.70	3,829,698.99	
WARR	Warrants	39,529,212.81	0.00	
				-228,384.75
CQA0000	**Henderson State University**	**-909,935.61**		
AXFR	Advance Transfer	0.00	7,336,000.00	
GDIS	Distribution (General Fund)	0.00	11,986,901.00	
RXFR	Transfer (Regular)	241,091.48	3,079,848.38	
WARR	Warrants	22,590,530.99	0.00	
				-481,062.52
CSA0000	**Southern AR University**	**-5,157,568.30**		
GDIS	Distribution (General Fund)	0.00	17,141,612.00	
RXFR	Transfer (Regular)	152,243.41	1,815,815.17	
WARR	Warrants	23,329,560.04	0.00	
				-633,192.02
CSS0000	**SAU Tech**	**-533,211.46**		
GDIS	Distribution (General Fund)	0.00	7,842,699.00	
RXFR	Transfer (Regular)	43,949.87	474,090.76	
WARR	Warrants	8,561,492.43	0.00	
				-244,558.92
CTB0000	**Black River Tech College**	**-298,080.00**		
GDIS	Distribution (General Fund)	0.00	5,842,364.00	
RXFR	Transfer (Regular)	187,855.70	2,435,750.42	
WARR	Warrants	8,388,338.72	0.00	
				0.00
CTC0000	**Cossatot CC UA**	**-173,802.00**		
GDIS	Distribution (General Fund)	0.00	3,591,046.00	
RXFR	Transfer (Regular)	115,859.33	1,462,865.30	
WARR	Warrants	5,111,853.97	0.00	
				0.00
CTG0000	**UA Comm College Batesville**	**-206,507.00**		
GDIS	Distribution (General Fund)	0.00	4,192,275.00	
RXFR	Transfer (Regular)	72,867.56	938,989.61	
WARR	Warrants	5,264,904.05	0.00	
				0.00
CTH0000	**ASU Mt Home**	**-184,188.00**		
GDIS	Distribution (General Fund)	0.00	3,610,087.00	
RXFR	Transfer (Regular)	70,117.17	892,589.23	
WARR	Warrants	4,547,660.71	0.00	
				-69,086.35
CTJ0000	**UA CC Morilton**	**-160,803.15**		
GDIS	Distribution (General Fund)	0.00	5,348,579.00	
RXFR	Transfer (Regular)	109,073.87	1,398,785.05	
WARR	Warrants	6,691,494.48	0.00	
				-107,598.85
CTM0000	**ASU Mid-South 19-5-303(v)**	**-887,459.82**		
GDIS	Distribution (General Fund)	0.00	5,624,247.00	
RCPT	Receipt	0.00	16,206.94	

Fund	Fund Description	Beginning Balance		Ending Balance
Type	**Type Description**	**Debits**	**Credits**	
RXFR	Transfer (Regular)	183,329.44	2,393,225.72	
SDIS	Distribution (Special Fund)	0.00	33,399.22	
SPEC	Special Reversing Entry	35,942.52	0.00	
WARR	Warrants	6,828,661.94	0.00	
				-1,906,604.80
CTO0000	**Ozarka College**	**-152,439.00**		
GDIS	Distribution (General Fund)	0.00	3,257,617.00	
RXFR	Transfer (Regular)	108,354.52	1,380,865.49	
WARR	Warrants	4,573,542.24	0.00	
				-109,024.73
CTP0000	**UA Pulaski Tech College**	**-738,064.00**		
GDIS	Distribution (General Fund)	0.00	14,466,048.00	
RXFR	Transfer (Regular)	572,819.54	2,842,214.03	
WARR	Warrants	15,727,166.95	0.00	
				-1,746,339.54
CTR0000	**UA Comm College Hope Texar**	**-249,455.00**		
GDIS	Distribution (General Fund)	0.00	5,017,494.00	
RXFR	Transfer (Regular)	163,780.10	2,122,192.86	
WARR	Warrants	6,366,156.62	0.00	
				-859,205.14
CTT0000	**Southeast AR College**	**-274,836.00**		
GDIS	Distribution (General Fund)	0.00	5,386,789.00	
RXFR	Transfer (Regular)	167,331.25	2,139,798.63	
WARR	Warrants	7,631,094.54	0.00	
				-2,997.84
CTW0000	**ASU Three Rivers 19-5-303**	**-173,544.00**		
AXFR	Advance Transfer	0.00	2,000.00	
GDIS	Distribution (General Fund)	0.00	3,405,518.00	
RXFR	Transfer (Regular)	103,583.00	1,252,751.89	
WARR	Warrants	4,730,230.89	0.00	
				0.00
CUA0000	**University of Central AR**	**-2,762,659.00**		
AXFR	Advance Transfer	0.00	14,042,000.00	
GDIS	Distribution (General Fund)	0.00	42,142,891.00	
RXFR	Transfer (Regular)	541,477.32	6,766,398.70	
WARR	Warrants	64,652,520.48	0.00	
				-519,950.90
CWA0000	**Northwest AR Comm College**	**-707,815.63**		
GDIS	Distribution (General Fund)	0.00	11,957,237.00	
RXFR	Transfer (Regular)	125,847.11	1,461,701.28	
WARR	Warrants	13,888,468.24	0.00	
				-112,438.56
CWE0000	**East AR Comm College**	**-1,277,039.93**		
GDIS	Distribution (General Fund)	0.00	8,492,198.00	
RXFR	Transfer (Regular)	86,201.29	1,105,874.38	
WARR	Warrants	9,756,538.85	0.00	
				-1,032,372.17
CWE1500	**CRTI-Workforce Edu (0170)**	**-594.19**		
RXFR	Transfer (Regular)	65,268.39	848,489.07	
WARR	Warrants	783,221.00	0.00	
				-593.87

Fund	Fund Description	Beginning Balance		Ending Balance
Type	Type Description	Debits	Credits	
CWG0000	**National Park College**	**-961,590.36**		
GDIS	Distribution (General Fund)	0.00	8,995,642.00	
RXFR	Transfer (Regular)	188,605.83	2,377,679.98	
WARR	Warrants	10,854,108.57	0.00	
				-1,292,197.94
CWM0000	**AR Northeastern College**	**-999,794.33**		
GDIS	Distribution (General Fund)	0.00	8,879,506.00	
RXFR	Transfer (Regular)	143,724.83	1,879,899.23	
WARR	Warrants	11,218,526.44	0.00	
				-396,948.29
CWN0000	**North AR College**	**-434,668.04**		
GDIS	Distribution (General Fund)	0.00	7,650,936.00	
RXFR	Transfer (Regular)	99,197.80	4,276,224.56	
WARR	Warrants	9,310,562.20	0.00	
				-2,952,068.60
CWP0000	**Phillips CC UA**	**-974,918.27**		
GDIS	Distribution (General Fund)	0.00	9,280,566.00	
RXFR	Transfer (Regular)	132,314.66	1,650,982.32	
WARR	Warrants	11,538,074.83	0.00	
				-236,077.10
CWR0000	**UACC Rich Mountain**	**-197,877.19**		
GDIS	Distribution (General Fund)	0.00	3,482,763.00	
RXFR	Transfer (Regular)	22,826.51	291,910.84	
WARR	Warrants	3,736,419.05	0.00	
				-213,305.47
CWS0000	**South AR Community College**	**-352,964.69**		
AXFR	Advance Transfer	0.00	1,000.00	
GDIS	Distribution (General Fund)	0.00	6,067,049.00	
RXFR	Transfer (Regular)	97,946.95	1,267,501.87	
WARR	Warrants	7,532,388.71	0.00	
				-58,179.90
CWW0000	**University of AR Ft Smith**	**-1,322,706.38**		
GDIS	Distribution (General Fund)	0.00	20,887,035.00	
RXFR	Transfer (Regular)	348,802.32	4,610,053.07	
WARR	Warrants	26,124,814.74	0.00	
				-346,177.39
DAS0000	**Dept Human Svc Admin**	**-2,207,127.41**		
AXFR	Advance Transfer	182,000.00	2,721,000.00	
GDIS	Distribution (General Fund)	0.00	21,194,915.00	
RXFR	Transfer (Regular)	28,994,978.22	5,250,755.68	
				-2,196,819.87
DBA0000	**DHS Behav Health Svc 19-5-30**	**-7,375,753.99**		
AXFR	Advance Transfer	611,000.00	29,392,000.00	
GDIS	Distribution (General Fund)	0.00	66,384,518.00	
RXFR	Transfer (Regular)	111,492,285.23	9,734,695.33	
				-783,682.09
DBA7100	**AR Senior Olympics**	**0.00**		
RXFR	Transfer (Regular)	0.00	70,000.00	
WARR	Warrants	70,000.00	0.00	
				0.00
DBA9700	**Crisis Intervention (0710)**	**-3,968,624.68**		

Fund / Type	Fund Description / Type Description	Beginning Balance / Debits	Credits	Ending Balance
RXFR	Transfer (Regular)	995,728.19	5,319,950.19	
WARR	Warrants	3,367,281.31	0.00	
				-4,925,565.37
DCC0000	**DHS Childcare/ Ed 19-5-306(12**	**0.00**		
AXFR	Advance Transfer	0.00	298,000.00	
GDIS	Distribution (General Fund)	0.00	1,869,125.00	
RXFR	Transfer (Regular)	3,771,104.57	2,586,584.13	
				-982,604.56
DCF0000	**DHS Children/Family Svc**	**-6,520,932.18**		
AXFR	Advance Transfer	38,000.00	26,163,000.00	
GDIS	Distribution (General Fund)	0.00	93,821,575.00	
RXFR	Transfer (Regular)	132,544,734.94	17,077,430.83	
				-11,000,203.07
DCF1100	**DHS Child/Fam Res Treatment**	**-232,581.00**		
RCPT	Receipt	0.00	6,470.00	
RXFR	Transfer (Regular)	0.00	6,379,405.21	
WARR	Warrants	6,132,319.58	0.00	
				-486,136.63
DCF2600	**DHS Child/Family Foster Care**	**-8,792,691.30**		
FORG	Forgery	0.00	750.00	
RCPT	Receipt	0.00	2,234,746.53	
RXFR	Transfer (Regular)	1,125,008.15	32,690,842.25	
WARR	Warrants	31,597,057.85	0.00	
				-10,996,964.08
DCO0000	**DHS County Operations**	**0.00**		
AXFR	Advance Transfer	0.00	24,484,000.00	
GDIS	Distribution (General Fund)	0.00	22,899,974.00	
RXFR	Transfer (Regular)	53,556,991.70	6,173,017.70	
				0.00
DCO0100	**DHS County Operations**	**0.00**		
RXFR	Transfer (Regular)	0.00	995,113.00	
WARR	Warrants	995,113.00	0.00	
				0.00
DEA0000	**DHS Development Disabilities**	**-1,780,388.06**		
AXFR	Advance Transfer	46,000.00	37,163,907.00	
GDIS	Distribution (General Fund)	0.00	28,116,371.00	
RXFR	Transfer (Regular)	77,104,583.03	10,640,146.31	
				-550,229.34
DEA0100	**DHS DDS State/Federal**	**-210,515.95**		
RCPT	Receipt	0.00	24,757.45	
SDIS	Distribution (Special Fund)	0.00	19,198.92	
SPEC	Special Reversing Entry	24,757.45	0.00	
				-229,714.87
DEA0200	**DHS DDS Interdivision Prog**	**0.00**		
RXFR	Transfer (Regular)	0.00	55,034.49	
WARR	Warrants	46,433.03	0.00	
				-8,601.46
DEA0300	**DHS DDS Grant Payments**	**-14,546.43**		
RXFR	Transfer (Regular)	8,629,672.00	15,799,138.14	
WARR	Warrants	7,184,012.57	0.00	
				0.00

Fund / Type	Fund Description / Type Description	Beginning Balance / Debits	Credits	Ending Balance
DEA0600	**DDS Human Dev Centers Priv**	**-1,143,610.00**		
RCPT	Receipt	0.00	1,066,690.00	
RXFR	Transfer (Regular)	1,000,000.00	0.00	
				-1,210,300.00
DEA1700	**DHS DDS Special Olympics**	**-14,897.34**		
RXFR	Transfer (Regular)	0.00	178,768.08	
WARR	Warrants	178,768.08	0.00	
				-14,897.34
DEM0000	**DHS Medical Services**	**-13,811.52**		
AXFR	Advance Transfer	1,000.00	1,523,000.00	
GDIS	Distribution (General Fund)	0.00	803,764.00	
RXFR	Transfer (Regular)	2,696,206.45	356,630.93	
				0.00
DGF0000	**DHS Grants**	**-152,943,415.46**		
AXFR	Advance Transfer	2,769,000.00	235,834,000.00	
GDIS	Distribution (General Fund)	0.00	1,140,150,466.00	
RXFR	Transfer (Regular)	1,578,541,114.73	140,423,426.21	
				-88,041,192.94
DGF1500	**DHS Grants Childrens Hosp**	**-349,760.00**		
RXFR	Transfer (Regular)	1,875,121.69	6,986,325.00	
				-5,460,963.31
DGF5100	**DHS Childrens Medical Svc**	**-10,676.95**		
RXFR	Transfer (Regular)	7,187.95	509,919.26	
WARR	Warrants	469,554.26	0.00	
				-43,854.00
DHP1500	**DHS Aging/Adult Svcs Transp**	**-184,693.24**		
RXFR	Transfer (Regular)	3,865.47	2,468,481.59	
SDIS	Distribution (Special Fund)	0.00	1,828,809.83	
SPEC	Special Reversing Entry	2,066,992.59	3,865.47	
WARR	Warrants	2,248,274.78	0.00	
				-166,717.29
DHR3500	**Mental Hlth-Renov**	**-3,301,825.84**		
RCPT	Receipt	0.00	312,387.81	
RXFR	Transfer (Regular)	265,418.02	88.28	
WARR	Warrants	1,123,423.73	0.00	
				-2,225,460.18
DHR5500	**Dept Of Human Srvs-Dds Ren**	**-8,948,415.93**		
RCPT	Receipt	0.00	3,600,000.00	
RXFR	Transfer (Regular)	0.00	2,356.59	
WARR	Warrants	4,609,954.95	0.00	
				-7,940,817.57
DHR8000	**Dept Of Human Srvs-Yth Sev F**	**-113,986.76**		
RCPT	Receipt	0.00	30,825.00	
RXFR	Transfer (Regular)	3,303,215.00	3,303,215.00	
WARR	Warrants	47,712.80	0.00	
				-97,098.96
DPQ0000	**DHS PSQA 19-5-306(13 (0710)**	**-88,815.58**		
AXFR	Advance Transfer	5,000.00	2,295,000.00	
GDIS	Distribution (General Fund)	0.00	3,022,733.00	
RXFR	Transfer (Regular)	6,347,913.03	1,061,245.80	
				-114,881.35

Fund / Type	Fund Description / Type Description	Beginning Balance / Debits	Credits	Ending Balance
DYS0000	**DHS Youth Services**	**-4,107,110.73**		
AXFR	Advance Transfer	430,000.00	12,670,000.00	
GDIS	Distribution (General Fund)	0.00	36,657,465.00	
RXFR	Transfer (Regular)	57,969,546.45	7,289,373.00	
				-2,324,402.28
DYS0200	**DHS Youth Services Grants**	**-1,938,127.25**		
RADJ	Receipt Adjustment	35,333.85	35,333.85	
RCPT	Receipt	0.00	441,933.10	
RXFR	Transfer (Regular)	71,551.03	36,827,382.70	
WARR	Warrants	37,239,299.07	0.00	
				-1,896,592.95
DYS0300	**DHS Youth Services Sanctions**	**-396,043.81**		
RXFR	Transfer (Regular)	248,044.51	2,480,444.00	
WARR	Warrants	2,525,657.59	0.00	
				-102,785.71
EFP0000	**Educ Facilities Partnership**	**-137,764,348.77**		
GDIS	Distribution (General Fund)	0.00	41,828,951.00	
RCPT	Receipt	0.00	189,347.72	
RXFR	Transfer (Regular)	0.00	48,298,908.00	
WARR	Warrants	61,117,415.08	0.00	
				-166,964,140.41
EFT0000	**Pub School Acad Fac/Trans**	**-174,235.29**		
AXFR	Advance Transfer	0.00	100,000.00	
GDIS	Distribution (General Fund)	0.00	2,558,305.00	
RXFR	Transfer (Regular)	2,241,780.90	135,530.89	
WARR	Warrants	458,754.10	0.00	
				-267,536.18
EGA0000	**Div Elem &Secondary Ed**	**0.00**		
GDIS	Distribution (General Fund)	0.00	20,449,189.00	
RXFR	Transfer (Regular)	25,745,782.00	5,296,593.00	
				0.00
EGA0100	**DESE Emp Ins Avd Comm**	**0.00**		
RXFR	Transfer (Regular)	1,300,076.76	1,408,416.49	
				-108,339.73
EGA1001	**DESE Gen Rev Operation**	**-7,634,604.62**		
RCPT	Receipt	0.00	15,554.09	
RXFR	Transfer (Regular)	19,130,611.27	22,729,467.14	
SDIS	Distribution (Special Fund)	0.00	4,597.61	
SPEC	Special Reversing Entry	4,670.00	0.00	
WARR	Warrants	4,039,134.82	0.00	
				-7,209,807.37
EGA1005	**Succ Scholar Prog**	**0.00**		
RXFR	Transfer (Regular)	0.00	3,300,000.00	
WARR	Warrants	3,300,000.00	0.00	
				0.00
EGA1011	**DESE General Rev Op**	**-8,778.95**		
RXFR	Transfer (Regular)	8,778.95	0.00	
				0.00
EGA3000	**AR Better Chance**	**-1,292,138.55**		
RXFR	Transfer (Regular)	497,146.82	502,154.49	
WARR	Warrants	724,569.85	0.00	

Fund Type	Fund Description / Type Description	Beginning Balance / Debits	Credits	Ending Balance
				-572,576.37
EGB0000	**Div Career & Techinical Ed**	**-9,500.00**		
GDIS	Distribution (General Fund)	0.00	9,500.00	
RXFR	Transfer (Regular)	15,810.05	6,310.05	
				-9,500.00
EGB0100	**Div Career & Techincal Ed**	**-2,111,849.86**		
RCPT	Receipt	0.00	672.71	
RXFR	Transfer (Regular)	3,863,457.05	5,508,655.52	
WARR	Warrants	670,602.34	0.00	
				-3,087,118.70
EGB0101	**Div Career & Tech Ed**	**-558.26**		
RXFR	Transfer (Regular)	558.26	0.00	
				0.00
EGB0102	**Career Ed Skills Dev**	**-129.94**		
RXFR	Transfer (Regular)	129.94	0.00	
				0.00
EGR0000	**Rehabilitation Services**	**0.00**		
AXFR	Advance Transfer	0.00	600,000.00	
GDIS	Distribution (General Fund)	0.00	10,996,466.00	
RXFR	Transfer (Regular)	12,338,720.04	742,254.04	
				0.00
EMA0000	**Educational Television**	**0.00**		
AXFR	Advance Transfer	0.00	1,085,000.00	
GDIS	Distribution (General Fund)	0.00	4,374,958.00	
RXFR	Transfer (Regular)	5,736,201.08	276,243.08	
				0.00
EMA0100	**Educational Television**	**-8,681.60**		
RCPT	Receipt	0.00	1,494.03	
RXFR	Transfer (Regular)	4,425,521.16	5,513,909.44	
WARR	Warrants	962,921.27	0.00	
				-135,642.64
EMA0200	**Spec Rev Land Comm Dep (05**	**-19,590.21**		
RCPT	Receipt	0.00	1,226.02	
SDIS	Distribution (Special Fund)	0.00	1,072.53	
SPEC	Special Reversing Entry	1,226.02	0.00	
WARR	Warrants	2,303.66	0.00	
				-18,359.08
EPA0000	**State Library**	**0.00**		
AXFR	Advance Transfer	0.00	185,000.00	
GDIS	Distribution (General Fund)	0.00	3,510,744.00	
RXFR	Transfer (Regular)	4,057,561.94	361,817.94	
				0.00
EPA0100	**State Library**	**-204,853.87**		
RCPT	Receipt	0.00	271.05	
RXFR	Transfer (Regular)	2,128,544.41	3,723,829.98	
WARR	Warrants	1,546,123.04	0.00	
				-254,287.45
ESA0000	**School for the Blind**	**0.00**		
AXFR	Advance Transfer	0.00	1,052,406.00	
GDIS	Distribution (General Fund)	0.00	6,651,166.00	
RXFR	Transfer (Regular)	8,066,167.40	362,595.40	

Fund	Fund Description	Beginning Balance		Ending Balance
Type	Type Description	Debits	Credits	
				0.00
ESA0100	**School for the Blind**	**-389,777.25**		
RCPT	Receipt	0.00	673.24	
RXFR	Transfer (Regular)	5,436,616.08	7,760,780.48	
WARR	Warrants	2,203,787.09	0.00	
				-510,827.80
ESA0200	**School for the Blind-Preschoo**	**-1,737.98**		
RXFR	Transfer (Regular)	0.00	2,033.38	
				-3,771.36
ESA0300	**Blind School CF**	**0.00**		
RXFR	Transfer (Regular)	0.00	619,296.35	
WARR	Warrants	306,921.64	0.00	
				-312,374.71
ETN0000	**Northwest TI 19-5-304(8)(B)**	**-205,927.00**		
GDIS	Distribution (General Fund)	0.00	3,059,189.00	
RXFR	Transfer (Regular)	3,306,253.45	190,326.45	
				-149,189.00
ETN0100	**Northwest TI 19-5-304(8)(B)**	**-25,718.61**		
RXFR	Transfer (Regular)	2,727,365.92	3,083,015.15	
WARR	Warrants	376,022.95	0.00	
				-5,344.89
ETN1500	**Northwest TI WF 19-5-304(8)(B**	**-300,216.92**		
RXFR	Transfer (Regular)	276,432.64	957,351.50	
WARR	Warrants	537,283.36	0.00	
				-443,852.42
ETN2000	**Northwest TI GAE 19-5-304(8)E**	**-11,816.13**		
RXFR	Transfer (Regular)	351,752.20	425,239.33	
WARR	Warrants	75,693.71	0.00	
				-9,609.55
ETN2700	**Northwest TI ABE 19-5-304(8)E**	**-16,121.43**		
RXFR	Transfer (Regular)	411,238.33	531,174.11	
WARR	Warrants	128,004.30	0.00	
				-8,052.91
ETR0000	**Riverside TI 19-5-304(8)(C)**	**0.00**		
RXFR	Transfer (Regular)	254,502.72	254,502.72	
				0.00
ETR0100	**Riverside TI 19-5-304 (8)(C)**	**-140,682.83**		
RXFR	Transfer (Regular)	137,238.22	669.24	
WARR	Warrants	4,113.85	0.00	
				0.00
EVA0000	**School for the Deaf**	**0.00**		
AXFR	Advance Transfer	0.00	1,635,000.00	
GDIS	Distribution (General Fund)	0.00	9,435,981.00	
RXFR	Transfer (Regular)	11,657,706.45	586,725.45	
				0.00
EVA0100	**School for the Deaf**	**-510,777.76**		
RCPT	Receipt	0.00	75,162.98	
RXFR	Transfer (Regular)	7,994,373.78	11,162,367.05	
WARR	Warrants	2,992,329.81	0.00	
				-761,604.20

Fund	Fund Description	Beginning Balance		Ending Balance
Type	Type Description	Debits	Credits	
EVA0200	**ASD Preschool for ADE (0513)**	**-6,044.50**		
RXFR	Transfer (Regular)	0.00	2,033.38	
WARR	Warrants	5,550.40	0.00	
				-2,527.48
EVA0300	**Deaf School CF**	**0.00**		
RXFR	Transfer (Regular)	0.00	642,607.89	
WARR	Warrants	137,951.85	0.00	
				-504,656.04
FAB0000	**FY22 Appraisal Grant (0205)**	**0.00**		
RCPT	Receipt	0.00	25,000.00	
WARR	Warrants	9,760.69	0.00	
				-15,239.31
FAC1904	**FY19 NCHIP (0990)**	**-47,790.49**		
RCPT	Receipt	0.00	27,029.13	
WARR	Warrants	74,819.62	0.00	
				0.00
FAC1905	**SMART 2020 (0990)**	**0.00**		
RCPT	Receipt	0.00	20,097.54	
RXFR	Transfer (Regular)	0.00	335.21	
WARR	Warrants	20,097.54	0.00	
				-335.21
FAC2004	**FY20 NCHIP (990)**	**0.00**		
RCPT	Receipt	0.00	212,306.00	
WARR	Warrants	212,306.00	0.00	
				0.00
FAC2021	**VOCA 2021 (990)**	**0.00**		
RCPT	Receipt	0.00	15,200.00	
WARR	Warrants	15,200.00	0.00	
				0.00
FAC2104	**FY21 NCHIP (0090)**	**0.00**		
RCPT	Receipt	0.00	40,404.00	
				-40,404.00
FAC2200	**SORNA FY2019 (0990)**	**0.00**		
RXFR	Transfer (Regular)	0.00	29,781.25	
WARR	Warrants	12,218.75	0.00	
				-17,562.50
FAE0000	**State Apprenticeship Expan 2(**	**-415,065.66**		
RCPT	Receipt	0.00	98,000.00	
RXFR	Transfer (Regular)	72,820.13	400.00	
WARR	Warrants	433,126.51	0.00	
				-7,519.02
FAK0100	**Career Coun/WorkforceTrain Ir**	**0.00**		
RXFR	Transfer (Regular)	21,367.00	64,101.00	
WARR	Warrants	21,367.00	0.00	
				-21,367.00
FAK2000	**ADED CDBG 00 Grant**	**-4,616,729.87**		
RADJ	Receipt Adjustment	32,450.90	32,450.90	
RCPT	Receipt	0.00	15,352,649.71	
RXFR	Transfer (Regular)	327,888.60	3,380.00	
WARR	Warrants	15,581,968.38	0.00	

Fund / Type	Fund Description / Type Description	Beginning Balance / Debits	Credits	Ending Balance
				-4,062,902.60
FAK2200	**AEDC Storm Recovery Fed (07**	**-227,854.51**		
RCPT	Receipt	0.00	69,567.78	
RXFR	Transfer (Regular)	37,322.49	2,324.45	
WARR	Warrants	28,594.72	0.00	
				-233,829.53
FAK2400	**CDBG-Disaster Recovery**	**0.00**		
RXFR	Transfer (Regular)	2,865.48	6,131.45	
				-3,265.97
FAKCAR2	**CARES Act-Rural Broadband (**	**0.00**		
RCPT	Receipt	0.00	836,071.44	
RXFR	Transfer (Regular)	836,071.44	0.00	
				0.00
FAKCAR3	**CARES Act Touri & Hosp Gran**	**-19,158.33**		
RXFR	Transfer (Regular)	19,158.33	0.00	
				0.00
FAKCARE	**AR Ready for Bus-CARES ACT**	**-166,178.06**		
RCPT	Receipt	0.00	326,052.58	
RXFR	Transfer (Regular)	378,659.60	0.00	
				-113,571.04
FAL0300	**AGC Federal Operations**	**-86,366.14**		
RCPT	Receipt	0.00	100,374.76	
RXFR	Transfer (Regular)	90,549.59	390.04	
WARR	Warrants	21,973.73	0.00	
				-74,607.62
FAL0700	**AGS Data Preserv. and Mappir**	**-2,633.17**		
RCPT	Receipt	0.00	35,933.20	
RXFR	Transfer (Regular)	36,561.08	3,200.00	
WARR	Warrants	1,874.92	0.00	
				-3,330.37
FAL0800	**AGS Misc Federal Grants 0420**	**-31.29**		
RCPT	Receipt	0.00	637.25	
RXFR	Transfer (Regular)	173.17	4,275.00	
WARR	Warrants	4,171.31	0.00	
				-599.06
FAY0100	**AG Medicaid Ind Costs**	**-0.49**		
RCPT	Receipt	0.00	395,000.34	
RXFR	Transfer (Regular)	101,167.59	0.00	
WARR	Warrants	293,832.41	0.00	
				-0.83
FAY0201	**Crime Victims Reparat Brd/Fe**	**-60.00**		
WARR	Warrants	60.00	0.00	
				0.00
FAY0202	**VOCA 2020 Crime Victims (991**	**-4,975.60**		
RCPT	Receipt	0.00	719,623.88	
WARR	Warrants	717,289.84	0.00	
				-7,309.64
FAY0203	**VOCA 2021-Crime Victims (991**	**0.00**		
RCPT	Receipt	0.00	310,684.38	
WARR	Warrants	216,358.96	0.00	

Fund Type	Fund Description / Type Description	Beginning Balance / Debits	Credits	Ending Balance
				-94,325.42
FAY0900	**AG Medicaid Operating**	**-85,650.88**		
RCPT	Receipt	0.00	1,839,354.67	
RXFR	Transfer (Regular)	1,562,833.72	105,967.59	
WARR	Warrants	366,735.65	0.00	
				-101,403.77
FAY1000	**InternetCrimesAgainstChildre**	**-18,999.52**		
WARR	Warrants	1,176.94	0.00	
				-17,822.58
FAY1100	**CO-OP DISAB INVEST UNIT (0**	**-126,797.76**		
RXFR	Transfer (Regular)	258,528.77	369,634.18	
WARR	Warrants	58,675.61	0.00	
				-179,227.56
FCG0100	**DWS Workforce Investment Ac**	**0.00**		
RADJ	Receipt Adjustment	393.05	393.05	
RCPT	Receipt	0.00	16,408,662.83	
WARR	Warrants	16,408,609.42	0.00	
				-53.41
FCL1001	**MVC Tox Testing (0955)**	**0.00**		
RCPT	Receipt	0.00	169,504.99	
RXFR	Transfer (Regular)	3,122.92	4,658.12	
WARR	Warrants	171,040.19	0.00	
				0.00
FCL1101	**MCV Tox Testing 22**	**0.00**		
RCPT	Receipt	0.00	65,253.78	
RXFR	Transfer (Regular)	0.00	4,173.39	
WARR	Warrants	68,376.70	0.00	
				-1,050.47
FCL2019	**Federal CDC (0955)**	**-460.11**		
RCPT	Receipt	0.00	368,360.11	
RXFR	Transfer (Regular)	0.00	7,600.11	
WARR	Warrants	373,999.93	0.00	
				-2,420.40
FCL2200	**DNA Casework**	**-2,225.24**		
RCPT	Receipt	0.00	34,114.87	
WARR	Warrants	36,340.11	0.00	
				0.00
FCL3200	**DNA Backlog 2020 Grant (095**	**-17,005.93**		
RCPT	Receipt	0.00	767,842.62	
RXFR	Transfer (Regular)	279,753.71	5,053.33	
WARR	Warrants	474,133.17	0.00	
				-36,015.00
FCL3300	**Coverdell Grant 2020 (0955)**	**-28,734.78**		
RCPT	Receipt	0.00	124,639.06	
RXFR	Transfer (Regular)	0.00	1,163.30	
WARR	Warrants	154,303.50	0.00	
				-233.64
FCL3400	**Coverdell Grant 2021**	**0.00**		
RCPT	Receipt	0.00	5,853.68	
WARR	Warrants	5,853.68	0.00	
				0.00

Fund / Type	Fund Description / Type Description	Beginning Balance / Debits	Credits	Ending Balance
FCL4200	**DNA Backlog 2021 (0955)**	**0.00**		
RCPT	Receipt	0.00	158,661.97	
RXFR	Transfer (Regular)	124,800.85	0.00	
WARR	Warrants	14,066.12	0.00	
				-19,795.00
FCOVD19	**COVID19 CARES Act Hld 19-5-**	**-3,876,223.68**		
RCPT	Receipt	0.00	39,413.62	
RXFR	Transfer (Regular)	82,234,303.19	79,382,918.70	
				-1,064,252.81
FCOVDCC	**COVID-19 CARES Cities & Cou**	**-60.00**		
RCPT	Receipt	0.00	258,643.24	
RXFR	Transfer (Regular)	258,703.24	0.00	
				0.00
FCOVDEX	**COVID-19 CARES Expense**	**-4,161,625.53**		
RCPT	Receipt	0.00	1,646,435.22	
RXFR	Transfer (Regular)	6,860,262.31	20,780,313.31	
TELL	Teller	8,000,000.00	0.00	
WARR	Warrants	11,245,128.37	0.00	
				-482,983.38
FCOVDFE	**CARES FEMA Reimbursement**	**0.00**		
RXFR	Transfer (Regular)	358,831.77	358,831.77	
				0.00
FCOVDHD	**COVID-19 CARES Holding**	**-63,050,062.36**		
RXFR	Transfer (Regular)	135,072,148.94	74,247,663.77	
				-2,225,577.19
FCOVDPH	**CARES Economic Assistance**	**-13,083.65**		
RXFR	Transfer (Regular)	17,056.15	71,340.00	
WARR	Warrants	67,367.50	0.00	
				0.00
FCP0500	**ADHE Tech Ed Program**	**-65,512.36**		
RXFR	Transfer (Regular)	166,488.63	387,169.00	
WARR	Warrants	249,898.99	0.00	
				-36,293.74
FCP1100	**ADHE-Tanf (0700)**	**-37,295.19**		
RCPT	Receipt	0.00	68,648.45	
RXFR	Transfer (Regular)	253,170.36	6,407,025.18	
WARR	Warrants	6,085,876.66	0.00	
				-173,921.80
FCP1400	**ADHE Titan Apprentrice Prog**	**-15,433.00**		
RCPT	Receipt	0.00	373,404.19	
WARR	Warrants	349,270.53	0.00	
				-39,566.66
FCT0000	**FDA Tobacco Insp Prog (0261)**	**-248,791.66**		
RXFR	Transfer (Regular)	236,506.78	0.00	
WARR	Warrants	12,284.88	0.00	
				0.00
FCT0100	**FDA Tobacco**	**0.00**		
RCPT	Receipt	0.00	483,606.18	
RXFR	Transfer (Regular)	374,529.05	240,306.78	
WARR	Warrants	133,500.07	0.00	

Fund Type	Fund Description / Type Description	Beginning Balance / Debits	Credits	Ending Balance
				-215,883.84
FDF0000	**ADFA-NHTF Federal (0395)**	**-5.27**		
RCPT	Receipt	0.00	499,759.51	
WARR	Warrants	499,759.51	0.00	
				-5.27
FEA0101	**ABE-Grant-02**	**-1,034,042.00**		
RCPT	Receipt	0.00	650,000.00	
WARR	Warrants	1,455,911.34	0.00	
				-228,130.66
FEA0201	**SNAP E&T**	**-1,382,545.23**		
RCPT	Receipt	0.00	702,323.43	
RXFR	Transfer (Regular)	144,906.83	400.00	
WARR	Warrants	24,489.58	0.00	
				-1,915,872.25
FEA0301	**ABE-Grant-01**	**-593,270.63**		
RCPT	Receipt	0.00	5,184,797.85	
RXFR	Transfer (Regular)	524,822.74	6,929.37	
WARR	Warrants	4,648,498.12	0.00	
				-611,676.99
FEA0501	**AmeriCorps-Higher Ed**	**0.00**		
RCPT	Receipt	0.00	32,571.89	
WARR	Warrants	32,571.89	0.00	
				0.00
FEA0601	**TANF Grant DWS Adult Educat**	**-135,098.21**		
RCPT	Receipt	0.00	1,629,495.63	
RXFR	Transfer (Regular)	70,791.72	495,358.19	
WARR	Warrants	1,892,980.33	0.00	
				-296,179.98
FEA0801	**DWS Adult Ed GEER II (0810)**	**0.00**		
RXFR	Transfer (Regular)	0.00	286,295.92	
WARR	Warrants	231,798.94	0.00	
				-54,496.98
FEB0200	**AR Deaf School-6B Passthrou**	**-30,083.10**		
RXFR	Transfer (Regular)	0.00	132,492.50	
WARR	Warrants	132,492.50	0.00	
				-30,083.10
FEB0500	**Deaf Sch-Medicaid Provider Pı**	**-292,302.10**		
RCPT	Receipt	0.00	227,728.22	
RXFR	Transfer (Regular)	14,918.34	236,130.96	
WARR	Warrants	357,417.51	0.00	
				-383,825.43
FEB1300	**ARS-VR Vendor (0513)**	**-96,828.43**		
RCPT	Receipt	0.00	10,036.60	
RXFR	Transfer (Regular)	0.00	5,712.00	
WARR	Warrants	12,853.63	0.00	
				-99,723.40
FEB1500	**ASD Federal Title I (0513)**	**0.00**		
RXFR	Transfer (Regular)	4,328.07	44,900.13	
WARR	Warrants	27,503.40	0.00	
				-13,068.66

Fund / Type	Fund Description / Type Description	Beginning Balance / Debits	Credits	Ending Balance
FEB1600	**ASD Federal Preschool (0513)**	**0.00**		
RXFR	Transfer (Regular)	0.00	2,104.77	
WARR	Warrants	2,104.77	0.00	
				0.00
FEC0400	**Blind School-Chapter II**	**-646,150.80**		
RCPT	Receipt	0.00	157,553.89	
RXFR	Transfer (Regular)	7,540.21	120,005.53	
WARR	Warrants	135,947.68	0.00	
				-780,222.33
FEC0600	**Blind School-6B Passthrough**	**-71,257.14**		
RXFR	Transfer (Regular)	0.00	70,400.31	
WARR	Warrants	69,736.06	0.00	
				-71,921.39
FEC1100	**School for Blind-Federal Oper**	**-35,526.75**		
RXFR	Transfer (Regular)	2,390.70	26,126.36	
WARR	Warrants	20,262.41	0.00	
				-39,000.00
FEC1300	**School for the Blind CARES 5**	**-23,083.27**		
RXFR	Transfer (Regular)	0.00	24,641.10	
WARR	Warrants	24,641.10	0.00	
				-23,083.27
FEC1400	**School for the Blind GEER 051**	**-28,557.41**		
RXFR	Transfer (Regular)	0.00	104,557.99	
WARR	Warrants	98,403.29	0.00	
				-34,712.11
FEE0359	**ADE NAEP 03**	**-535,258.30**		
RCPT	Receipt	0.00	138,836.00	
RXFR	Transfer (Regular)	101,783.90	200.00	
WARR	Warrants	9,563.97	0.00	
				-562,946.43
FEE1835	**Title I 2018 (0500)**	**-2,180.00**		
RXFR	Transfer (Regular)	2,180.00	0.00	
				0.00
FEE1904	**Sped CAYSI 2019 (0500)**	**-6,510.50**		
RCPT	Receipt	0.00	32,123.72	
RXFR	Transfer (Regular)	33,731.82	1,873.13	
WARR	Warrants	3,090.00	0.00	
				-3,685.53
FEE1917	**AWARE Arkansas 2019 (0500)**	**0.00**		
RCPT	Receipt	0.00	43,000.00	
WARR	Warrants	43,000.00	0.00	
				0.00
FEE1926	**Migrant 2019 (0500)**	**0.00**		
RCPT	Receipt	0.00	5,053.95	
WARR	Warrants	5,053.95	0.00	
				0.00
FEE1935	**Title I 2019 (0500)**	**0.00**		
RCPT	Receipt	0.00	1,356,616.01	
WARR	Warrants	1,356,616.01	0.00	
				0.00

Fund / Type	Fund Description / Type Description	Beginning Balance / Debits	Credits	Ending Balance
FEE1952	**ImpTchrQ 2019 (0500)**	**0.00**		
RCPT	Receipt	0.00	125,523.38	
WARR	Warrants	125,523.38	0.00	
				0.00
FEE1954	**21CCLC 2019 (0500)**	**0.00**		
RCPT	Receipt	0.00	907,236.24	
RXFR	Transfer (Regular)	13,095.14	80,761.38	
WARR	Warrants	974,902.48	0.00	
				0.00
FEE1956	**Rural Ed 2019 (0500)**	**0.00**		
RCPT	Receipt	0.00	1,344.70	
WARR	Warrants	1,344.70	0.00	
				0.00
FEE1958	**English 2019 (0500)**	**0.00**		
RCPT	Receipt	0.00	12,579.20	
WARR	Warrants	12,579.20	0.00	
				0.00
FEE1961	**Title IV 2019 (0500)**	**0.00**		
RCPT	Receipt	0.00	396.92	
RXFR	Transfer (Regular)	3.88	3.88	
WARR	Warrants	396.92	0.00	
				0.00
FEE2009	**Elem & Secnd Ed-Refunds to F**	**-6,084.38**		
COFF	Checks Charged Off	282.75	0.00	
RCPT	Receipt	0.00	17,498.95	
RXFR	Transfer (Regular)	9,636.51	511,296.05	
WARR	Warrants	521,494.46	0.00	
				-3,465.66
FEE203Z	**ADE- Federal Operations**	**-15,079.19**		
RXFR	Transfer (Regular)	1,365,661.06	1,368,777.88	
				-18,196.01
FEE2048	**SURV - 20**	**-2,965.28**		
RXFR	Transfer (Regular)	2,965.28	0.00	
				0.00
FEE2052	**ImpTchrQ 2020**	**-4,609.23**		
RCPT	Receipt	0.00	754,744.22	
RXFR	Transfer (Regular)	76,691.16	74,306.00	
WARR	Warrants	756,968.29	0.00	
				0.00
FEE2054	**21CCLC 2020**	**-3,914.16**		
RCPT	Receipt	0.00	6,240,881.36	
RXFR	Transfer (Regular)	76,442.35	10,865.41	
WARR	Warrants	6,179,218.58	0.00	
				0.00
FEE2056	**Rural Ed 2020**	**0.00**		
RCPT	Receipt	0.00	127,341.88	
RXFR	Transfer (Regular)	19,972.42	0.00	
WARR	Warrants	107,369.46	0.00	
				0.00
FEE2057	**State Assess 2020**	**0.00**		
RCPT	Receipt	0.00	949,517.76	

Fund / Type	Fund Description / Type Description	Beginning Balance / Debits	Credits	Ending Balance
WARR	Warrants	949,517.76	0.00	
				0.00
FEE2058	**English 2020**	**0.00**		
RCPT	Receipt	0.00	299,699.01	
RXFR	Transfer (Regular)	23.30	3,654.39	
WARR	Warrants	303,230.10	0.00	
				-100.00
FEE2061	**Title IV 2020**	**-13,411.44**		
RCPT	Receipt	0.00	418,382.79	
RXFR	Transfer (Regular)	62,757.07	283,091.64	
WARR	Warrants	652,128.80	0.00	
				0.00
FEE2062	**STOP School Violence 2020 05**	**0.00**		
RCPT	Receipt	0.00	7,329.23	
RXFR	Transfer (Regular)	5,622.73	2,305.90	
WARR	Warrants	262.40	0.00	
				-3,750.00
FEE2072	**CARES-Elemen & Sec Educati**	**-40,375.73**		
RCPT	Receipt	0.00	14,463,318.68	
RXFR	Transfer (Regular)	165,604.79	587,154.98	
WARR	Warrants	14,925,244.60	0.00	
				0.00
FEE2082	**Lead Testing 2020 (0500)**	**0.00**		
RCPT	Receipt	0.00	307,421.68	
RXFR	Transfer (Regular)	307,465.68	121.00	
WARR	Warrants	77.00	0.00	
				0.00
FEE2091	**CARES Gov Emerg Education**	**-154,584.07**		
RCPT	Receipt	0.00	5,465,181.07	
RXFR	Transfer (Regular)	687,701.99	0.00	
WARR	Warrants	4,353,151.96	0.00	
				-578,911.19
FEE2101	**Migrant CIG - 2021 (0500))**	**0.00**		
RCPT	Receipt	0.00	7,342.09	
RXFR	Transfer (Regular)	1,011.75	871.00	
WARR	Warrants	7,201.34	0.00	
				0.00
FEE2113	**SpecEd StProgDev 2021 (0500**	**0.00**		
RCPT	Receipt	0.00	1,107,810.04	
RXFR	Transfer (Regular)	0.00	322,872.77	
WARR	Warrants	1,430,682.81	0.00	
				0.00
FEE2115	**CSH - 2021**	**-20,291.33**		
RCPT	Receipt	0.00	43,944.25	
RXFR	Transfer (Regular)	29,032.07	15,197.19	
WARR	Warrants	50,400.70	0.00	
				0.00
FEE2117	**AWARE Arkansas 2021**	**-18,116.82**		
RCPT	Receipt	0.00	544,348.05	
RXFR	Transfer (Regular)	3,116.82	0.00	
WARR	Warrants	559,348.05	0.00	

Fund Type	Fund Description / Type Description	Beginning Balance / Debits	Credits	Ending Balance
				0.00
FEE2126	**Migrant Education - 2021**	**0.00**		
RCPT	Receipt	0.00	3,237,432.89	
RXFR	Transfer (Regular)	14,530.30	0.00	
WARR	Warrants	3,222,902.59	0.00	
				0.00
FEE2131	**Special Education VI-B - 2021**	**-412,780.39**		
RCPT	Receipt	0.00	29,364,090.60	
RXFR	Transfer (Regular)	1,792,712.61	2,370,782.04	
WARR	Warrants	30,354,833.60	0.00	
				-106.82
FEE2133	**TANF Drop Prevention- 2021**	**0.00**		
RXFR	Transfer (Regular)	0.00	900,843.88	
WARR	Warrants	900,843.88	0.00	
				0.00
FEE2139	**TitleI Neglected&Delinquent20**	**0.00**		
RCPT	Receipt	0.00	186,357.36	
RXFR	Transfer (Regular)	181,678.53	0.00	
WARR	Warrants	4,678.83	0.00	
				0.00
FEE2141	**CSH COVID2a-2022 (0500)**	**0.00**		
RCPT	Receipt	0.00	282,225.45	
RXFR	Transfer (Regular)	165,759.50	6.12	
WARR	Warrants	111,441.47	0.00	
				-5,030.60
FEE2142	**CSH COVID2b - 2022 (0500)**	**0.00**		
RCPT	Receipt	0.00	49,990.00	
RXFR	Transfer (Regular)	49,990.00	0.00	
				0.00
FEE2143	**CARES-Elem & Sec Educat Fu**	**-137,819.68**		
DXFR	Transfer (Deduction)	0.00	15,459.60	
RCPT	Receipt	0.00	292,875,345.02	
RXFR	Transfer (Regular)	4,083,225.40	239,978.47	
WARR	Warrants	289,178,965.74	0.00	
				-6,411.63
FEE2148	**CDC Surveillance - 2021**	**-3,797.88**		
RCPT	Receipt	0.00	6,720.97	
RXFR	Transfer (Regular)	10,031.07	405.76	
WARR	Warrants	893.54	0.00	
				0.00
FEE2152	**Title-IIA - 2021**	**-188,922.39**		
RCPT	Receipt	0.00	7,129,040.92	
RXFR	Transfer (Regular)	116,604.42	83,447.10	
WARR	Warrants	7,284,805.99	0.00	
				0.00
FEE2153	**CARES - Govern Emerg Ed Fu**	**-36,579.85**		
DXFR	Transfer (Deduction)	0.00	137.58	
RCPT	Receipt	0.00	3,190,078.79	
RXFR	Transfer (Regular)	323,319.81	41,746.56	
WARR	Warrants	945,155.77	0.00	
				-2,000,067.20

Fund / Type	Fund Description / Type Description	Beginning Balance / Debits	Credits	Ending Balance
FEE2154	**21CCLC - 2021**	**-4,306.93**		
RCPT	Receipt	0.00	1,105,054.28	
RXFR	Transfer (Regular)	34,123.28	53,703.63	
WARR	Warrants	1,128,941.56	0.00	
				0.00
FEE2156	**Rural and Low Income - 2021**	**0.00**		
RCPT	Receipt	0.00	801,298.40	
RXFR	Transfer (Regular)	55,246.94	0.00	
WARR	Warrants	746,051.46	0.00	
				0.00
FEE2157	**Assessment - 2021**	**0.00**		
RCPT	Receipt	0.00	1,710,153.95	
RXFR	Transfer (Regular)	0.00	1,884,519.43	
WARR	Warrants	3,594,673.38	0.00	
				0.00
FEE2158	**Title III - 2021**	**0.00**		
RCPT	Receipt	0.00	1,648,997.01	
RXFR	Transfer (Regular)	6.96	0.00	
WARR	Warrants	1,648,850.34	0.00	
				-139.71
FEE2161	**Title IV - 2021**	**-6,238.61**		
RCPT	Receipt	0.00	3,329,181.37	
RXFR	Transfer (Regular)	46,466.35	148,809.28	
WARR	Warrants	3,437,484.78	0.00	
				-278.13
FEE2163	**Governors Emerg Ed Fund2 E**	**0.00**		
DXFR	Transfer (Deduction)	0.00	1,262.57	
RCPT	Receipt	0.00	9,530,748.16	
RXFR	Transfer (Regular)	1,205.19	125.82	
WARR	Warrants	9,092,500.25	0.00	
				-438,431.11
FEE2182	**LEAD Test-2021 (0500)**	**0.00**		
RCPT	Receipt	0.00	77.00	
RXFR	Transfer (Regular)	110.00	33.00	
				0.00
FEE2191	**CSH COVID - 2023 (0500)**	**0.00**		
RCPT	Receipt	0.00	83,551.92	
WARR	Warrants	83,551.92	0.00	
				0.00
FEE2206	**Migrant - 2022 (0500)**	**0.00**		
RCPT	Receipt	0.00	41,826.02	
RXFR	Transfer (Regular)	10,297.70	3,657.59	
WARR	Warrants	35,185.91	0.00	
				0.00
FEE2215	**CHS - 22**	**0.00**		
RCPT	Receipt	0.00	333,453.87	
RXFR	Transfer (Regular)	176,839.50	30,325.72	
WARR	Warrants	181,806.09	0.00	
				-5,134.00
FEE2217	**Aware AR 22**	**0.00**		
RCPT	Receipt	0.00	808,334.83	

Fund	Fund Description	Beginning Balance		Ending Balance
Type	**Type Description**	**Debits**	**Credits**	
RXFR	Transfer (Regular)	193,061.28	193,061.28	
WARR	Warrants	808,334.83	0.00	
				0.00
FEE2223	**Homeless 2022**	**0.00**		
RCPT	Receipt	0.00	277,226.19	
RXFR	Transfer (Regular)	91,739.64	19,068.23	
WARR	Warrants	200,690.74	0.00	
				-3,864.04
FEE2226	**Migrant 2022**	**0.00**		
RCPT	Receipt	0.00	1,455,462.36	
RXFR	Transfer (Regular)	100.00	0.00	
WARR	Warrants	1,455,362.36	0.00	
				0.00
FEE2231	**SpecEd 2022**	**0.00**		
RCPT	Receipt	0.00	87,916,137.29	
RXFR	Transfer (Regular)	4,169,842.52	3,205,760.24	
WARR	Warrants	86,857,139.62	0.00	
				-94,915.39
FEE2232	**SpEdPre 2022**	**0.00**		
RCPT	Receipt	0.00	4,704,364.98	
RXFR	Transfer (Regular)	2,722.62	0.00	
WARR	Warrants	4,701,642.36	0.00	
				0.00
FEE2235	**Title I 2022**	**0.00**		
RCPT	Receipt	0.00	98,952,037.80	
RXFR	Transfer (Regular)	1,467.41	0.00	
WARR	Warrants	98,950,570.39	0.00	
				0.00
FEE2239	**N&D 2022**	**0.00**		
RCPT	Receipt	0.00	41,399.84	
WARR	Warrants	41,399.84	0.00	
				0.00
FEE2248	**SURV - 22**	**0.00**		
RCPT	Receipt	0.00	6,264.00	
RXFR	Transfer (Regular)	800.00	500.00	
WARR	Warrants	5,884.00	0.00	
				-80.00
FEE2252	**Title IIA 2022**	**0.00**		
RCPT	Receipt	0.00	12,796,747.56	
RXFR	Transfer (Regular)	45,753.03	8,495.11	
WARR	Warrants	12,750,074.24	0.00	
				-9,415.40
FEE2254	**21CCLC 2022**	**0.00**		
RCPT	Receipt	0.00	50,521.16	
RXFR	Transfer (Regular)	50,361.54	12,950.00	
				-13,109.62
FEE2256	**Rural Ed 2022**	**0.00**		
RCPT	Receipt	0.00	1,969,218.56	
WARR	Warrants	1,969,218.56	0.00	
				0.00
FEE2258	**Title III 2022**	**0.00**		

Fund	Fund Description	Beginning Balance		Ending Balance
Type	**Type Description**	**Debits**	**Credits**	
RCPT	Receipt	0.00	1,300,431.63	
RXFR	Transfer (Regular)	5,666.76	2,635.15	
WARR	Warrants	1,297,400.02	0.00	
				0.00
FEE2261	**Title IV 2022**	**0.00**		
RCPT	Receipt	0.00	6,992,634.72	
RXFR	Transfer (Regular)	372,833.87	21.34	
WARR	Warrants	6,619,822.19	0.00	
				0.00
FEE9823	**Homeless Education - 2021**	**-5,197.53**		
RCPT	Receipt	0.00	629,514.40	
RXFR	Transfer (Regular)	18,492.40	19,065.75	
WARR	Warrants	635,285.28	0.00	
				0.00
FEE9832	**Special Ed Preschool - 2021**	**0.00**		
RCPT	Receipt	0.00	719,387.54	
RXFR	Transfer (Regular)	1,067.18	952.41	
WARR	Warrants	719,272.77	0.00	
				0.00
FEE9835	**Title I - 2021**	**-1,165.33**		
RCPT	Receipt	0.00	55,877,199.45	
RXFR	Transfer (Regular)	33,328.49	41,486.58	
WARR	Warrants	55,886,042.15	0.00	
				-480.72
FEE9915	**CSH - 2020**	**0.00**		
RCPT	Receipt	0.00	11,079.87	
RXFR	Transfer (Regular)	17,161.63	6,081.76	
				0.00
FEE9917	**Aware AR 2020**	**-25,394.00**		
RCPT	Receipt	0.00	223,812.91	
RXFR	Transfer (Regular)	193,061.28	193,061.28	
WARR	Warrants	249,206.91	0.00	
				0.00
FEE9923	**Homeless 2020**	**-72.54**		
RCPT	Receipt	0.00	174,359.29	
RXFR	Transfer (Regular)	72.54	72.54	
WARR	Warrants	174,431.83	0.00	
				0.00
FEE9926	**Migrant 2020**	**0.00**		
RCPT	Receipt	0.00	214,966.51	
WARR	Warrants	214,966.51	0.00	
				0.00
FEE9927	**AR Literacy-2020 (0500)**	**-20,930.83**		
RCPT	Receipt	0.00	5,714,833.30	
RXFR	Transfer (Regular)	31,768.15	0.02	
WARR	Warrants	5,442,002.80	0.00	
				-261,993.20
FEE9931	**Spec Ed 2020**	**-0.02**		
RCPT	Receipt	0.00	179,521.51	
RXFR	Transfer (Regular)	16,802.84	0.00	
WARR	Warrants	162,718.69	0.00	

Fund / Type	Fund Description / Type Description	Beginning Balance / Debits	Credits	Ending Balance
				0.00
FEE9932	**SpEdPre 2020**	**0.00**		
RCPT	Receipt	0.00	8,235.81	
RXFR	Transfer (Regular)	1,037.69	0.00	
WARR	Warrants	7,198.12	0.00	
				0.00
FEE9935	**Title I 2020**	**-58,466.09**		
RCPT	Receipt	0.00	5,444,120.62	
RXFR	Transfer (Regular)	1,212.02	804.89	
WARR	Warrants	5,502,179.58	0.00	
				0.00
FEE9939	**N&D 2020**	**0.00**		
RCPT	Receipt	0.00	151,139.00	
RXFR	Transfer (Regular)	151,139.00	0.00	
				0.00
FEE9999	**Federal Com Adm 04**	**-91,491.90**		
RCPT	Receipt	0.00	1,712,374.95	
RXFR	Transfer (Regular)	1,143,725.78	2,744.21	
WARR	Warrants	631,740.00	0.00	
				-31,145.28
FEECARE	**COVID Emergency Leave-2021**	**0.00**		
RCPT	Receipt	0.00	1,043.27	
RXFR	Transfer (Regular)	1,043.27	0.00	
				0.00
FEL0100	**AR St Library-LSTA**	**0.00**		
RCPT	Receipt	0.00	1,540,005.99	
RXFR	Transfer (Regular)	317,670.52	0.00	
WARR	Warrants	1,147,708.94	0.00	
				-74,626.53
FEL0200	**St Library LSTA 2002 Award**	**-82,916.52**		
RCPT	Receipt	0.00	513,234.94	
RXFR	Transfer (Regular)	103,332.94	1,703.31	
WARR	Warrants	494,521.83	0.00	
				0.00
FEL0300	**LSTA CARES Act State Grants**	**-11,302.70**		
RCPT	Receipt	0.00	2,789.13	
RXFR	Transfer (Regular)	434.05	0.00	
WARR	Warrants	13,656.95	0.00	
				-0.83
FER0500	**AR Promise Grant (0520)**	**-2,670.00**		
RXFR	Transfer (Regular)	2,670.00	0.00	
				0.00
FEV0100	**Fed Vocational Ed-Oprs**	**-80,213.83**		
RCPT	Receipt	0.00	13,045,199.82	
RXFR	Transfer (Regular)	1,099,347.18	471,121.59	
WARR	Warrants	12,346,323.19	0.00	
				-150,864.87
FEV0900	**TANF from DWS for JAG ACT2**	**0.00**		
RXFR	Transfer (Regular)	0.00	583,407.48	
WARR	Warrants	551,796.98	0.00	
				-31,610.50

Fund / Type	Fund Description / Type Description	Beginning Balance / Debits	Credits	Ending Balance
FEW0101	**Fed Vet Approving**	**-596,227.74**		
RCPT	Receipt	0.00	225,126.80	
RXFR	Transfer (Regular)	249,761.88	407.50	
WARR	Warrants	29,013.98	0.00	
				-542,986.18
FFA3561	**AR Agri Dept L/P National Anir**	**-278,476.47**		
RXFR	Transfer (Regular)	204.33	29.99	
WARR	Warrants	1.26	0.00	
				-278,300.87
FFA3564	**AR Agri L/P NPIP/LPAI**	**-223,667.11**		
RXFR	Transfer (Regular)	35,382.72	89.98	
WARR	Warrants	1,352.06	0.00	
				-187,022.31
FFA9901	**DFA US Dept Agri Econ Assts**	**-97,556.53**		
RCPT	Receipt	0.00	800,719.34	
RXFR	Transfer (Regular)	250,211.01	234.99	
WARR	Warrants	469,536.49	0.00	
				-178,763.36
FFC0000	**ABC Enforcement Federal**	**-3,897.16**		
RXFR	Transfer (Regular)	3,897.16	0.00	
				0.00
FFC0100	**Federal Enforcement Expense**	**0.00**		
RXFR	Transfer (Regular)	0.00	3,897.16	
				-3,897.16
FHA1001	**Federal Indirect Cost**	**-2,618,288.85**		
RXFR	Transfer (Regular)	276,517.49	1,539,525.25	
WARR	Warrants	81,393.39	0.00	
				-3,799,903.22
FHB1327	**CN DirCert Perf 2014 (0500)**	**-2,211.67**		
RXFR	Transfer (Regular)	2,091.74	0.00	
WARR	Warrants	119.93	0.00	
				0.00
FHB2019	**CN FFVP 2020**	**-12,602.87**		
WARR	Warrants	12,602.87	0.00	
				0.00
FHB203Z	**Federal School Food Holding**	**-193.30**		
RCPT	Receipt	0.00	3,845.76	
RXFR	Transfer (Regular)	0.00	36,098.14	
WARR	Warrants	40,137.20	0.00	
				0.00
FHB2106	**CN EQUIP 2021**	**0.00**		
RCPT	Receipt	0.00	296,246.20	
WARR	Warrants	296,246.20	0.00	
				0.00
FHB2113	**Child Nutrition Meals - 2021**	**0.00**		
RCPT	Receipt	0.00	66,015,879.69	
RXFR	Transfer (Regular)	40,156.46	4,426.01	
WARR	Warrants	65,980,149.24	0.00	
				0.00
FHB2114	**CN State Admin Expense - 202**	**-108,222.34**		

Fund / Type	Fund Description / Type Description	Beginning Balance / Debits	Credits	Ending Balance
RCPT	Receipt	0.00	885,863.10	
RXFR	Transfer (Regular)	820,430.37	12,424.87	
WARR	Warrants	186,079.94	0.00	
				0.00
FHB2119	**CN FFVP - 2021**	**-3,709.06**		
RCPT	Receipt	0.00	727,867.29	
RXFR	Transfer (Regular)	4,601.06	580.00	
WARR	Warrants	727,555.29	0.00	
				0.00
FHB2213	**CN Meals 2022**	**0.00**		
RCPT	Receipt	0.00	247,581,840.82	
RXFR	Transfer (Regular)	4,426.01	4,058.32	
WARR	Warrants	247,581,473.13	0.00	
				0.00
FHB2214	**CN SAE 2022**	**0.00**		
RCPT	Receipt	0.00	654,327.74	
RXFR	Transfer (Regular)	441,860.69	33,114.92	
WARR	Warrants	178,923.85	0.00	
				-66,658.12
FHB2216	**CN Emerg Operation Costs- 2(**	**0.00**		
RCPT	Receipt	0.00	10,991,293.37	
WARR	Warrants	10,991,293.37	0.00	
				0.00
FHB2217	**CN Supply Chain Asst -2022**	**0.00**		
RCPT	Receipt	0.00	10,758,546.95	
WARR	Warrants	10,758,546.95	0.00	
				0.00
FHB2219	**CN FFVP 2022**	**0.00**		
RCPT	Receipt	0.00	1,914,791.07	
RXFR	Transfer (Regular)	7,819.20	1,613.80	
WARR	Warrants	1,905,231.87	0.00	
				-3,353.80
FHBZZZZ	**Child Nutrition Oper (0500)**	**-5,014.98**		
RXFR	Transfer (Regular)	6,110.72	4,376.71	
				-3,280.97
FHCCAR1	**Rise&Shine Learning Loss CA**	**-392,141.67**		
RXFR	Transfer (Regular)	198,087.21	526,043.40	
WARR	Warrants	715,228.26	0.00	
				-4,869.60
FHCCARE	**CARES Broadcast Expansion**	**-450,207.96**		
RXFR	Transfer (Regular)	441.49	2,693,288.93	
WARR	Warrants	2,679,195.54	0.00	
				-463,859.86
FHH0410	**DAH-NHC Fed Dev (0865)**	**-321,443.99**		
RCPT	Receipt	0.00	120,718.96	
RXFR	Transfer (Regular)	56,048.43	200.00	
WARR	Warrants	115,031.47	0.00	
				-271,283.05
FHH0901	**Federal Grant IMLS (0873)**	**-1,589.61**		
RXFR	Transfer (Regular)	1,589.61	0.00	
				0.00

Fund / Type	Fund Description / Type Description	Beginning Balance / Debits	Credits	Ending Balance
FHH1720	**FY20 AAC Plan Grant**	**-23,927.90**		
RXFR	Transfer (Regular)	1,294.65	0.00	
WARR	Warrants	12,687.00	0.00	
				-9,946.25
FHH1721	**DAH Arts Council Fed Prog 08**	**-7,608.65**		
RCPT	Receipt	0.00	100,000.00	
RXFR	Transfer (Regular)	12,144.82	50,200.00	
WARR	Warrants	144,191.42	0.00	
				-1,472.41
FHH1722	**DAH Arts Council-FedProg-08**	**-150,000.00**		
RCPT	Receipt	0.00	775,078.00	
RXFR	Transfer (Regular)	392,931.97	150,000.00	
WARR	Warrants	292,930.13	0.00	
				-389,215.90
FHP1521	**DAH HistPreserv Fed Prog 08**	**-40,412.24**		
RCPT	Receipt	0.00	139,563.00	
RXFR	Transfer (Regular)	4.04	18.75	
WARR	Warrants	109,314.00	0.00	
				-70,675.95
FHP1522	**FY22 HPP Plan Grant**	**0.00**		
RCPT	Receipt	0.00	800,000.00	
RXFR	Transfer (Regular)	629,126.51	379.22	
WARR	Warrants	41,220.77	0.00	
				-130,031.94
FID0500	**SHIIP ACL (0425)**	**-34,492.47**		
RCPT	Receipt	0.00	946,013.82	
RXFR	Transfer (Regular)	290,270.15	1,501.08	
WARR	Warrants	631,652.60	0.00	
				-60,084.62
FID0600	**MIPPA-3**	**-15,106.46**		
RCPT	Receipt	0.00	53,136.37	
RXFR	Transfer (Regular)	22,562.00	19,600.00	
WARR	Warrants	64,130.83	0.00	
				-1,150.00
FID0601	**MIPPA Priority 1 for SHIPS**	**0.00**		
RCPT	Receipt	0.00	140,624.25	
WARR	Warrants	130,524.25	0.00	
				-10,100.00
FID0602	**MIPPA Priority 2 for AAAs**	**-1,200.00**		
RCPT	Receipt	0.00	188,787.39	
RXFR	Transfer (Regular)	19,600.00	22,562.00	
WARR	Warrants	162,334.55	0.00	
				-30,614.84
FID0603	**MIPPA Priority 3 for ADRCs**	**-58.05**		
RCPT	Receipt	0.00	62,629.82	
WARR	Warrants	31,105.49	0.00	
				-31,582.38
FID0800	**MarketplaceStabilzation-0425**	**0.00**		
RCPT	Receipt	0.00	79,147.28	
RXFR	Transfer (Regular)	31,248.98	0.00	
WARR	Warrants	39,523.91	0.00	

Fund / Type	Fund Description / Type Description	Beginning Balance / Debits	Credits	Ending Balance
				-8,374.39
FIGS000	**DFA IGS Fed Grants**	**-21,240.91**		
RCPT	Receipt	0.00	180,016.40	
RXFR	Transfer (Regular)	140,409.50	159.60	
WARR	Warrants	40,017.49	0.00	
				-20,989.92
FIGS001	**DFA IGS JAG TRUST FUND**	**-2,199,760.12**		
DXFR	Transfer (Deduction)	0.00	21,684.09	
RCPT	Receipt	0.00	2,354,025.97	
RXFR	Transfer (Regular)	170,983.75	412.11	
WARR	Warrants	1,448,445.41	0.00	
				-2,956,453.13
FIGS003	**Project Safe Neighborhood We**	**-8,204.51**		
RCPT	Receipt	0.00	28,874.29	
WARR	Warrants	36,967.99	0.00	
				-110.81
FIGS004	**Project Safe Neighborhood Ea**	**-7.11**		
RCPT	Receipt	0.00	78,432.96	
WARR	Warrants	78,439.00	0.00	
				-1.07
FIGS005	**Comprehensive Opiod Abuse I**	**-33,758.38**		
RCPT	Receipt	0.00	2,179,775.89	
RXFR	Transfer (Regular)	76,341.40	1,851.26	
WARR	Warrants	2,107,902.59	0.00	
				-31,141.54
FIGS006	**CoronavirusEmerSupplProg**	**-6,003,561.20**		
DXFR	Transfer (Deduction)	0.00	40,975.42	
RXFR	Transfer (Regular)	704,749.18	89.58	
WARR	Warrants	2,476,914.55	0.00	
				-2,862,962.47
FII9600	**IIJA Hwy Safety 402**	**0.00**		
RXFR	Transfer (Regular)	192,825.85	192,825.85	
				0.00
FIT0101	**AR Agri Forest Rur Fire Equip**	**-37,392.05**		
RADJ	Receipt Adjustment	240,067.69	240,067.69	
RCPT	Receipt	0.00	314,194.45	
RXFR	Transfer (Regular)	60,460.45	1,411.01	
WARR	Warrants	251,241.27	0.00	
				-41,295.79
FIT0901	**AR Agri Dept Forest Fire Mitig**	**-1,479,738.40**		
RCPT	Receipt	0.00	644.31	
WARR	Warrants	46,753.49	0.00	
				-1,433,629.22
FIT1201	**AR Agri Dept Forestry Nat'l Fir**	**-292,170.89**		
RCPT	Receipt	0.00	337,931.49	
RXFR	Transfer (Regular)	114,227.35	400.00	
WARR	Warrants	151,905.56	0.00	
				-364,369.47
FIT1501	**AR Agri Forestry Pine Beetle F**	**-256,677.49**		
RCPT	Receipt	0.00	19,550.00	
WARR	Warrants	98,223.58	0.00	

Fund Type	Fund Description / Type Description	Beginning Balance / Debits	Credits	Ending Balance
				-178,003.91
FIT1701	**AR Agri Dept Forestry Legacy**	**-113,843.90**		
RCPT	Receipt	0.00	950,091.14	
RXFR	Transfer (Regular)	360,000.00	20.00	
WARR	Warrants	139,308.43	0.00	
				-564,646.61
FIT1901	**Agri AFC Silvicultural Non Poi**	**-24,439.72**		
RCPT	Receipt	0.00	24,650.00	
WARR	Warrants	8,707.44	0.00	
				-40,382.28
FJD0300	**Jud Dept Fed-1JS AV Mediatio**	**-7,747.24**		
RCPT	Receipt	0.00	98,473.90	
RXFR	Transfer (Regular)	48,742.27	553.76	
WARR	Warrants	46,499.98	0.00	
				-11,532.65
FJD0600	**Jud Dept Fed Trng Research**	**-14,173.64**		
RCPT	Receipt	0.00	363,935.39	
RXFR	Transfer (Regular)	133,606.15	400.00	
WARR	Warrants	129,619.08	0.00	
				-115,283.80
FJD1500	**CaseMgt CDLConvictionRep (**	**-35,875.76**		
RCPT	Receipt	0.00	231,606.14	
WARR	Warrants	233,943.00	0.00	
				-33,538.90
FJD1900	**Drug Ct Capacity BldProj (002**	**-605.68**		
RXFR	Transfer (Regular)	605.68	0.00	
				0.00
FJD2400	**Drug Court Enhance Grant 201**	**-25,749.32**		
RCPT	Receipt	0.00	318,782.61	
RXFR	Transfer (Regular)	0.00	605.68	
WARR	Warrants	323,890.28	0.00	
				-21,247.33
FJD2500	**Juvenile Justice Reform Grant**	**-23,744.63**		
RCPT	Receipt	0.00	130,968.75	
WARR	Warrants	131,714.20	0.00	
				-22,999.18
FJD2700	**Juvenile Drug Treat Court Pro**	**-2,896.84**		
RCPT	Receipt	0.00	31,864.20	
WARR	Warrants	28,762.44	0.00	
				-5,998.60
FJD2800	**Adult & Veterans Drug Treat C**	**0.00**		
RCPT	Receipt	0.00	82,204.26	
WARR	Warrants	49,664.64	0.00	
				-32,539.62
FJD2900	**OJJDP Juvenile Reforms Gran**	**0.00**		
RCPT	Receipt	0.00	10,000.00	
				-10,000.00
FKA0000	**AR Emerg Mngt-Fed**	**-2,047.58**		
RXFR	Transfer (Regular)	1,375.99	1,375.99	
				-2,047.58

Fund / Type	Fund Description / Type Description	Beginning Balance / Debits	Credits	Ending Balance
FKA0900	**ADEM DOJ Equipment Progra**	**0.00**		
RXFR	Transfer (Regular)	0.00	101.81	
				-101.81
FKA1406	**Emer Mgmt Pert SOFT (0995)**	**-543.20**		
RXFR	Transfer (Regular)	543.20	0.00	
				0.00
FKA1511	**EMPG Soft 14 (0995)**	**-6.12**		
RXFR	Transfer (Regular)	6.12	0.00	
				0.00
FKA1601	**ODP 15 (995)**	**-101.81**		
RXFR	Transfer (Regular)	101.81	0.00	
				0.00
FKA1602	**PDM-C 14 (0995)**	**-476.65**		
RXFR	Transfer (Regular)	476.65	0.00	
				0.00
FKA1606	**EMPG SOFT 15 (0995)**	**-171.23**		
RXFR	Transfer (Regular)	171.23	0.00	
				0.00
FKA1700	**ADEM PDM 02**	**0.00**		
RXFR	Transfer (Regular)	0.00	476.65	
				-476.65
FKA1704	**EMPG SOFT 16 (0995)**	**-3,920.99**		
WARR	Warrants	3,920.99	0.00	
				0.00
FKA1705	**16 (0995)**	**-8,163.25**		
RCPT	Receipt	0.00	48,750.00	
WARR	Warrants	48,750.00	0.00	
				-8,163.25
FKA1903	**HSGP 18 (0995)**	**-874.23**		
RCPT	Receipt	0.00	17,394.33	
RXFR	Transfer (Regular)	15,751.44	1,075.48	
WARR	Warrants	3,592.60	0.00	
				0.00
FKA1905	**Pre-Disaster Mitiga-Comp 17**	**-58,940.84**		
RCPT	Receipt	0.00	33,154.47	
RXFR	Transfer (Regular)	41,626.30	21,705.63	
WARR	Warrants	25,754.82	0.00	
				-46,419.82
FKA1906	**HSPG 19 (0995)**	**-778,685.14**		
RCPT	Receipt	0.00	1,053,330.06	
RXFR	Transfer (Regular)	241,715.61	81,365.32	
WARR	Warrants	1,593,270.81	0.00	
				-78,394.10
FKA1907	**NEHRP 19 Match (0995)**	**0.00**		
RCPT	Receipt	0.00	4,290.64	
WARR	Warrants	4,290.64	0.00	
				0.00
FKA1908	**PDM19 (0995)**	**-57,160.50**		
RCPT	Receipt	0.00	85,307.60	
RXFR	Transfer (Regular)	103,511.23	8,244.03	

Fund / Type	Fund Description / Type Description	Beginning Balance / Debits	Credits	Ending Balance
WARR	Warrants	20,388.41	0.00	
				-26,812.49
FKA2002	**EMPG Soft Match 19 (0995)**	**-3,561.97**		
RCPT	Receipt	0.00	137,096.40	
RXFR	Transfer (Regular)	44,160.95	29,179.55	
WARR	Warrants	79,096.86	0.00	
				-46,580.11
FKA2003	**HMEP 19 T&P (0995)**	**2,712.21**		
RCPT	Receipt	0.00	221,086.77	
RXFR	Transfer (Regular)	69,736.74	600.00	
WARR	Warrants	141,756.26	0.00	
				-7,481.56
FKA2004	**NSGP 19**	**0.00**		
RCPT	Receipt	0.00	27,353.52	
RXFR	Transfer (Regular)	0.46	0.46	
WARR	Warrants	6,818.58	0.00	
				-20,534.94
FKA2005	**EMPG 20-S (0995)**	**0.00**		
RCPT	Receipt	0.00	222,382.45	
RXFR	Transfer (Regular)	0.49	0.49	
WARR	Warrants	26,499.44	0.00	
				-195,883.01
FKA2006	**ODP 20 HSGP (0995)**	**-23,271.67**		
RCPT	Receipt	0.00	1,061,533.74	
RXFR	Transfer (Regular)	126,691.73	24,973.47	
WARR	Warrants	911,885.24	0.00	
				-71,201.91
FKA2007	**NSGP 20 (0995)**	**0.00**		
RCPT	Receipt	0.00	1,569.43	
WARR	Warrants	1,569.43	0.00	
				0.00
FKA2008	**NEHRP 20 (0995)**	**0.00**		
RCPT	Receipt	0.00	31,953.01	
RXFR	Transfer (Regular)	1,763.11	1,763.11	
WARR	Warrants	31,953.01	0.00	
				0.00
FKA2009	**EMPG Locals20 (0995)**	**-225,039.20**		
RCPT	Receipt	0.00	2,105,690.38	
WARR	Warrants	2,330,729.58	0.00	
				0.00
FKA2010	**EMPG Soft 20 (0995)**	**-5,827.08**		
RCPT	Receipt	0.00	319,992.33	
RXFR	Transfer (Regular)	108,728.53	36,219.36	
WARR	Warrants	184,595.18	0.00	
				-68,715.06
FKA2011	**PDM-C PJ20 (0995)**	**-132,750.00**		
RXFR	Transfer (Regular)	184,566.49	184,104.26	
WARR	Warrants	11.29	0.00	
				-132,276.48
FKA2012	**NSGP21 (0995)**	**0.00**		
RCPT	Receipt	0.00	7,001.95	

Fund / Type	Fund Description / Type Description	Beginning Balance / Debits	Credits	Ending Balance
WARR	Warrants	7,001.95	0.00	
				0.00
FKA2013	**HSGP 21 (0995)**	**0.00**		
RCPT	Receipt	0.00	311,055.69	
RXFR	Transfer (Regular)	72,169.68	8,171.86	
WARR	Warrants	166,097.21	0.00	
				-80,960.66
FKA2101	**EMPG Locals 21 (0995)**	**0.00**		
RCPT	Receipt	0.00	1,802,683.97	
WARR	Warrants	1,802,683.97	0.00	
				0.00
FKA2102	**EMPG SOFT 21 (0995)**	**0.00**		
RCPT	Receipt	0.00	129,460.40	
RXFR	Transfer (Regular)	131,771.18	99,000.01	
WARR	Warrants	69,134.81	0.00	
				-27,554.42
FKA2104	**NEHRP 21 (0995)**	**0.00**		
RCPT	Receipt	0.00	3,459.15	
RXFR	Transfer (Regular)	1,223.52	1,223.52	
WARR	Warrants	3,459.15	0.00	
				0.00
FKA2400	**ADEM EMPG SOFT 04**	**-11.32**		
RXFR	Transfer (Regular)	0.00	720.55	
				-731.87
FKM5000	**DEV DIS COUNCIL-FED (0610)**	**-14,062.36**		
RCPT	Receipt	0.00	926,039.49	
RXFR	Transfer (Regular)	238,619.25	12,709.65	
WARR	Warrants	681,808.13	0.00	
				-32,384.12
FKM5200	**DDC CAA Expand Disabilities**	**0.00**		
RCPT	Receipt	0.00	22,838.25	
RXFR	Transfer (Regular)	12,107.75	12,107.75	
WARR	Warrants	150.00	0.00	
				-22,688.25
FLA1162	**SWAT Grant 18 (0960)**	**-2,406.41**		
RXFR	Transfer (Regular)	201.47	36.97	
WARR	Warrants	2,241.91	0.00	
				0.00
FLA1163	**Fusion Center Grant 18 (0960)**	**0.00**		
RXFR	Transfer (Regular)	74.01	74.01	
				0.00
FLA1261	**BOMB 19**	**0.00**		
RXFR	Transfer (Regular)	0.00	63,284.29	
WARR	Warrants	62,918.16	0.00	
				-366.13
FLA1262	**SWAT 19**	**-111.27**		
RXFR	Transfer (Regular)	0.00	7,446.70	
WARR	Warrants	7,557.97	0.00	
				0.00
FLA1263	**FUSION 19**	**0.00**		

Fund / Type	Fund Description / Type Description	Beginning Balance / Debits	Credits	Ending Balance
RXFR	Transfer (Regular)	0.00	52,763.47	
WARR	Warrants	48,847.33	0.00	
				-3,916.14
FLA1361	**BOMB Grant 20**	**0.00**		
RXFR	Transfer (Regular)	0.00	19,746.26	
WARR	Warrants	19,746.26	0.00	
				0.00
FLA1362	**SWAT Grant 20**	**0.00**		
RXFR	Transfer (Regular)	0.00	5,141.85	
WARR	Warrants	5,141.85	0.00	
				0.00
FLA1363	**FUSION Center Grant 20**	**0.00**		
RXFR	Transfer (Regular)	917.96	19,003.21	
WARR	Warrants	18,085.25	0.00	
				0.00
FLA8502	**ICAC 19**	**-2,853.91**		
RCPT	Receipt	0.00	365,289.48	
RXFR	Transfer (Regular)	0.00	2,868.38	
WARR	Warrants	324,832.86	0.00	
				-46,178.91
FMD0000	**ADEM-Disaster Relief Fed**	**-156,175.60**		
RCPT	Receipt	0.00	292,543.27	
RXFR	Transfer (Regular)	418,489.41	131,433.03	
				-161,662.49
FMD0905	**ADEM 1834 DR PA (0995)**	**0.00**		
RXFR	Transfer (Regular)	0.00	15,210.29	
				-15,210.29
FMD1101	**1975 Disaster Relief (0995)**	**-13,138.26**		
RCPT	Receipt	0.00	76,251.03	
RXFR	Transfer (Regular)	137,378.28	73,887.64	
WARR	Warrants	25,898.65	0.00	
				0.00
FMD1401	**DisasterRelPubAssist (0995)**	**0.00**		
RCPT	Receipt	0.00	39,842.24	
RXFR	Transfer (Regular)	455,578.60	435,657.48	
WARR	Warrants	19,921.12	0.00	
				0.00
FMD1402	**4143 Disaster RelfAssist (0995**	**0.00**		
RCPT	Receipt	0.00	120,624.20	
WARR	Warrants	120,624.20	0.00	
				0.00
FMD1405	**4160 Disaster PublAssist (099**	**0.00**		
RCPT	Receipt	0.00	1,158.40	
WARR	Warrants	1,158.40	0.00	
				0.00
FMD1501	**Disaster Relief Pub Ass (0995)**	**-52.85**		
RCPT	Receipt	0.00	159,154.21	
RXFR	Transfer (Regular)	26,188.75	45,731.96	
WARR	Warrants	177,964.25	0.00	
				-786.02

Fund	Fund Description	Beginning Balance			Ending Balance
Type	Type Description	Debits		Credits	
FMD1502	**Disaster Rel Haz Mit (0995)**		**0.00**		
RXFR	Transfer (Regular)	10,462.88		10,462.88	
					0.00
FMD1602	**4254 DIS REL HAZ MIT (0995)**		**-443.10**		
RCPT	Receipt	0.00		16,894.80	
RXFR	Transfer (Regular)	11,701.62		10,488.71	
WARR	Warrants	16,124.99		0.00	
					0.00
FMD1604	**4270 Diast Relf Haz Mitgt 0995**		**0.00**		
RXFR	Transfer (Regular)	3,478.30		3,478.30	
					0.00
FMD1801	**4318 Disaster Rel Public Asst**		**-969.55**		
RCPT	Receipt	0.00		1,615,608.66	
RXFR	Transfer (Regular)	1,125,755.92		78,354.41	
WARR	Warrants	568,908.91		0.00	
					-267.79
FMD1802	**4318 Disaster Rel Haz Mitiga**		**-2,826.82**		
RCPT	Receipt	0.00		179,087.94	
RXFR	Transfer (Regular)	101,685.33		61,906.89	
WARR	Warrants	141,416.84		0.00	
					-719.48
FMD1901	**4441 Disaster Relief Pub Asst**		**-3,312.63**		
RCPT	Receipt	0.00		6,370,101.03	
RXFR	Transfer (Regular)	235,077.93		490,805.86	
WARR	Warrants	6,624,788.87		0.00	
					-4,352.72
FMD1902	**4441 Disaster Relief Haz Mitig**		**-5.75**		
RCPT	Receipt	0.00		1,878,677.74	
RXFR	Transfer (Regular)	74,093.48		20,873.18	
WARR	Warrants	1,819,417.69		0.00	
					-6,045.50
FMD2001	**4460 DR HM**		**-131.34**		
RCPT	Receipt	0.00		72,809.10	
RXFR	Transfer (Regular)	51,157.99		19,017.36	
WARR	Warrants	40,612.89		0.00	
					-186.92
FMD2002	**4460 DR PA**		**-152.99**		
RCPT	Receipt	0.00		975,307.70	
RXFR	Transfer (Regular)	48,766.22		188,909.05	
WARR	Warrants	1,114,788.66		0.00	
					-814.86
FMD2003	**4518 DR PA (0995)**		**-820.70**		
RCPT	Receipt	0.00		81,161,491.79	
RXFR	Transfer (Regular)	135,719,365.82		66,141,379.76	
WARR	Warrants	11,576,499.87		0.00	
					-7,826.56
FMD2005	**4544 DR PA (0995)**		**0.00**		
RCPT	Receipt	0.00		1,696,329.75	
RXFR	Transfer (Regular)	36,155.92		275.00	
WARR	Warrants	1,660,047.53		0.00	
					-401.30

Fund	Fund Description	Beginning Balance		Ending Balance
Type	Type Description	Debits	Credits	
FMD2008	**4556 DR PA (0995)**	**-132.96**		
RCPT	Receipt	0.00	4,730,968.94	
RXFR	Transfer (Regular)	6,815.56	1,224.80	
WARR	Warrants	4,724,536.87	0.00	
				-974.27
FMF0300	**Fed-275 Trng Site**	**3,302,410.61**		
RADJ	Receipt Adjustment	529,976.23	529,976.23	
RCPT	Receipt	0.00	12,224,209.31	
RXFR	Transfer (Regular)	35,494.94	7,983,263.19	
WARR	Warrants	20,195,751.20	0.00	
				3,326,184.25
FMF0700	**Fed-270 Trng Site**	**1,339,155.51**		
RCPT	Receipt	0.00	4,309,352.46	
RXFR	Transfer (Regular)	14,531,075.69	12,620,537.84	
WARR	Warrants	2,111,382.32	0.00	
				1,051,723.22
FMF2200	**Fed-Ft Chaffee Salary**	**800,449.92**		
RCPT	Receipt	0.00	939,202.25	
RXFR	Transfer (Regular)	4,176,828.72	4,279,547.37	
WARR	Warrants	634,168.14	0.00	
				392,697.16
FMF2300	**Fed-Ft Chaffee Exp**	**1,645,369.42**		
RADJ	Receipt Adjustment	544,579.13	544,579.13	
RCPT	Receipt	0.00	11,276,631.61	
RXFR	Transfer (Regular)	179,181.75	2,051,928.64	
WARR	Warrants	14,149,997.21	0.00	
				2,645,988.13
FMF5000	**Access Control Bldg Camp Ro**	**-255,954.99**		
RCPT	Receipt	0.00	951,374.51	
WARR	Warrants	1,299,217.51	0.00	
				91,888.01
FMF9T69	**Prof Ed Center (0975)**	**-4.55**		
RCPT	Receipt	0.00	7,901.71	
WARR	Warrants	7,901.71	0.00	
				-4.55
FMFCX34	**FtChaffee Readiness Ctr 0975**	**15,846.03**		
RCPT	Receipt	0.00	100,000.00	
WARR	Warrants	67,353.68	0.00	
				-16,800.29
FMFHOLD	**FEDERAL HOLDING ACCOUN**	**-4,348,425.66**		
RCPT	Receipt	0.00	24,905,688.51	
RXFR	Transfer (Regular)	26,701,891.01	165,754.14	
				-2,717,977.30
FMG0100	**OMIG-Fed (0035)**	**-6,996.61**		
RXFR	Transfer (Regular)	639,808.95	737,829.73	
WARR	Warrants	99,504.45	0.00	
				-5,512.94
FNA2300	**DOL OSHA Fed Grant 03**	**-15,471.56**		
RCPT	Receipt	0.00	1,200,257.80	
RXFR	Transfer (Regular)	829,338.29	2,009.60	
WARR	Warrants	246,979.70	0.00	

Fund Type	Fund Description / Type Description	Beginning Balance / Debits	Credits	Ending Balance
				-141,420.97
FNA3300	**ADL MSHA Fed 03**	**-7,741.33**		
RCPT	Receipt	0.00	129,233.75	
RXFR	Transfer (Regular)	88,947.52	4,468.68	
WARR	Warrants	29,894.05	0.00	
				-22,602.19
FNA4300	**ADL BLS Fed 03**	**-7,770.94**		
RCPT	Receipt	0.00	173,140.18	
RXFR	Transfer (Regular)	102,194.02	300.00	
WARR	Warrants	10,953.14	0.00	
				-68,063.96
FPC0500	**OPC Bureau Just Asst Pro Gu**	**-303,918.00**		
RCPT	Receipt	0.00	95,254.54	
RXFR	Transfer (Regular)	119,209.90	400.00	
WARR	Warrants	268,813.61	0.00	
				-11,549.03
FPC1000	**VOCA/IGS Cert Facilty Dog Pr**	**0.00**		
RCPT	Receipt	0.00	30,000.00	
RXFR	Transfer (Regular)	62,551.33	67,331.53	
WARR	Warrants	5,712.69	0.00	
				-29,067.51
FPT0100	**PT-SCORP Oprs**	**-313,466.55**		
RCPT	Receipt	0.00	42,774.25	
WARR	Warrants	14,231.11	0.00	
				-342,009.69
FPT0200	**PT-SCORP Grnts**	**-41.16**		
RCPT	Receipt	0.00	1,946,725.75	
				-1,946,766.91
FRP3852	**FVH Amer RescuePlan Act 250**	**-827,472.00**		
RXFR	Transfer (Regular)	44,981.59	0.00	
WARR	Warrants	370,420.63	0.00	
				-412,069.78
FRP3854	**NLR Amer RescuePlan ACT 25**	**0.00**		
RCPT	Receipt	0.00	1,182,103.00	
				-1,182,103.00
FRP3950	**ARPA Home Assist Fund Prog**	**0.00**		
RCPT	Receipt	0.00	13,332,232.52	
WARR	Warrants	13,332,232.52	0.00	
				0.00
FRP3952	**ARPA HOME Program**	**0.00**		
RCPT	Receipt	0.00	7,192.23	
WARR	Warrants	7,192.23	0.00	
				0.00
FRP5000	**DESE American Rescue Plan**	**0.00**		
RADJ	Receipt Adjustment	28,791,237.34	28,791,237.34	
RCPT	Receipt	0.00	272,054,456.22	
RXFR	Transfer (Regular)	2,008,592.25	94,138.30	
WARR	Warrants	270,138,975.07	0.00	
				-1,027.20
FRP5001	**ARPA-Homeless (0500)**	**0.00**		

Fund	Fund Description	Beginning Balance			Ending Balance
Type	Type Description	Debits		Credits	
RADJ	Receipt Adjustment	34,509.65		34,509.65	
RCPT	Receipt	0.00		647,524.83	
WARR	Warrants	647,524.83		0.00	
					0.00
FRP5003	**ARPA-Special Ed VI B**		**0.00**		
RADJ	Receipt Adjustment	975,875.45		975,875.45	
RCPT	Receipt	0.00		8,196,279.36	
WARR	Warrants	8,196,279.36		0.00	
					0.00
FRP5004	**ARPA-Special Ed Preschool**		**0.00**		
RADJ	Receipt Adjustment	224,407.24		224,407.24	
RCPT	Receipt	0.00		2,147,466.83	
WARR	Warrants	2,147,466.83		0.00	
					0.00
FRP5100	**ARPA School for the Blind**		**0.00**		
RXFR	Transfer (Regular)	17,846.06		31,400.44	
WARR	Warrants	22.85		0.00	
					-13,531.53
FRP5130	**ARPA School for the Deaf**		**0.00**		
RXFR	Transfer (Regular)	0.00		10,918.53	
					-10,918.53
FRP5160	**Rise Shine LearnLoss Proj AR**		**0.00**		
RXFR	Transfer (Regular)	12,605.55		264,907.24	
WARR	Warrants	252,301.69		0.00	
					0.00
FRP5161	**COB Grnat ARPA 0516**		**0.00**		
RXFR	Transfer (Regular)	0.00		696,369.00	
WARR	Warrants	696,369.00		0.00	
					0.00
FRP5162	**Rise &Shine Season 2 ARPA**		**0.00**		
RXFR	Transfer (Regular)	32,140.85		502,222.37	
WARR	Warrants	157,554.93		0.00	
					-312,526.59
FRP5190	**ARPA State Library (0519)**		**0.00**		
RADJ	Receipt Adjustment	2,433,432.00		2,433,432.00	
RCPT	Receipt	0.00		2,549,432.00	
WARR	Warrants	2,484,135.66		0.00	
					-65,296.34
FRP5520	**ARPA NWTI DirStudentAid 055**		**0.00**		
RCPT	Receipt	0.00		331,200.00	
WARR	Warrants	315,600.00		0.00	
					-15,600.00
FRP5521	**ARPA NWTI Inst'l Aid - 0552**		**0.00**		
RCPT	Receipt	0.00		4,500.00	
					-4,500.00
FRP5900	**CTE ARPA**		**0.00**		
RXFR	Transfer (Regular)	320,315.83		322,400.00	
WARR	Warrants	2,000.00		0.00	
					-84.17
FRP6200	**ARPA State Fiscal Recover Fu**		**0.00**		

Fund	Fund Description	Beginning Balance		Ending Balance
Type	Type Description	Debits	Credits	
RXFR	Transfer (Regular)	0.00	1,455,870.38	
WARR	Warrants	1,455,870.38	0.00	
				0.00
FRP6201	**ARPA Non-Entitlements Units**	**-108,112,569.00**		
RCPT	Receipt	0.00	49,283.67	
WARR	Warrants	108,037,862.40	0.00	
				-123,990.27
FRP6204	**ARPA Boys and Girls Club**	**0.00**		
RCPT	Receipt	0.00	2,612,700.00	
RXFR	Transfer (Regular)	0.00	6,199,700.00	
WARR	Warrants	8,812,400.00	0.00	
				0.00
FRP6205	**SFR CoalitionAgainstSexAssa**	**0.00**		
RXFR	Transfer (Regular)	0.00	1,048,436.50	
WARR	Warrants	1,048,436.50	0.00	
				0.00
FRP6206	**CoalitionAgainstDomViolence**	**0.00**		
RXFR	Transfer (Regular)	0.00	690,000.00	
WARR	Warrants	690,000.00	0.00	
				0.00
FRP6207	**Ozark Rape Crisis Inc 0620**	**0.00**		
RCPT	Receipt	0.00	312,413.34	
RXFR	Transfer (Regular)	312,413.34	374,896.00	
WARR	Warrants	374,896.00	0.00	
				0.00
FRP6208	**SFR Women and Children Firs**	**0.00**		
RCPT	Receipt	0.00	146,175.58	
RXFR	Transfer (Regular)	146,175.58	146,175.58	
WARR	Warrants	146,175.58	0.00	
				0.00
FRP645A	**ARPA Covid-19 Health Dispari**	**0.00**		
RCPT	Receipt	0.00	7,516.77	
RXFR	Transfer (Regular)	7,516.77	0.00	
				0.00
FRP645B	**ARPA Alternate Care Facilities**	**0.00**		
RXFR	Transfer (Regular)	0.00	36,656,000.00	
WARR	Warrants	36,656,000.00	0.00	
				0.00
FRP645C	**ARPA Increaase Bed Capacity**	**0.00**		
RXFR	Transfer (Regular)	0.00	15,205,000.00	
WARR	Warrants	15,205,000.00	0.00	
				0.00
FRP645D	**ARPA Rural Hosp Test & Mitig**	**0.00**		
RCPT	Receipt	0.00	1,271,339.42	
RXFR	Transfer (Regular)	101.00	0.00	
WARR	Warrants	1,061,238.42	0.00	
				-210,000.00
FRP645E	**ARPA Public School Re-Openi**	**0.00**		
RCPT	Receipt	0.00	6,947,577.06	
RXFR	Transfer (Regular)	0.00	550.36	
WARR	Warrants	6,576,695.10	0.00	

Fund	Fund Description	Beginning Balance			Ending Balance
Type	Type Description	Debits		Credits	
					-371,432.32
FRP645F	ARPA Public Health Workforce		0.00		
RCPT	Receipt	0.00		125,073.67	
RXFR	Transfer (Regular)	522,918.00		522,918.00	
WARR	Warrants	82,038.00		0.00	
					-43,035.67
FRP645G	Increased Bed - StVincent 064		0.00		
RXFR	Transfer (Regular)	0.00		25,920,000.00	
WARR	Warrants	25,920,000.00		0.00	
					0.00
FRP645H	Increased Bed StBernards 064		0.00		
RXFR	Transfer (Regular)	0.00		5,565,000.00	
WARR	Warrants	5,565,000.00		0.00	
					0.00
FRP645I			0.00		
RXFR	Transfer (Regular)	0.00		2,736,000.00	
WARR	Warrants	2,736,000.00		0.00	
					0.00
FRP645K	ARPA Advanced Molecular De		0.00		
RCPT	Receipt	0.00		146,042.78	
RXFR	Transfer (Regular)	78,758.77		509.53	
WARR	Warrants	53,120.22		0.00	
					-14,673.32
FRP645L	ARPA COVIDVaccination Outre		0.00		
RCPT	Receipt	0.00		4,882,131.07	
RXFR	Transfer (Regular)	1,897,147.11		2,132,537.83	
WARR	Warrants	4,831,664.21		0.00	
					-285,857.58
FRP645M	Immunizations Media Campaig		0.00		
RCPT	Receipt	0.00		1,548,074.28	
WARR	Warrants	1,548,074.28		0.00	
					0.00
FRP645N	ARPA Vacc OutrchUnderserve		0.00		
RCPT	Receipt	0.00		2,973,356.36	
RXFR	Transfer (Regular)	10,464.75		17,245.50	
WARR	Warrants	2,973,356.36		0.00	
					-6,780.75
FRP645P	ARPA Increase BedCap Mercy		0.00		
RXFR	Transfer (Regular)	0.00		5,686,112.00	
WARR	Warrants	5,686,112.00		0.00	
					0.00
FRP645Q	ARPA Increase BedCap Conwa		0.00		
RXFR	Transfer (Regular)	0.00		7,650,000.00	
WARR	Warrants	7,650,000.00		0.00	
					0.00
FRP645R	ARPA Increase BedCap Wash		0.00		
RXFR	Transfer (Regular)	0.00		1,440,000.00	
WARR	Warrants	1,440,000.00		0.00	
					0.00
FRP645S	ARPA IncreaseBedCAP Childr		0.00		

Fund / Type	Fund Description / Type Description	Beginning Balance / Debits		Credits	Ending Balance
RXFR	Transfer (Regular)	0.00		1,500,000.00	
WARR	Warrants	1,500,000.00		0.00	
					0.00
FRP645T	**ARPA IncreaseBedCap Baptist**		**0.00**		
RXFR	Transfer (Regular)	0.00		7,938,000.00	
WARR	Warrants	7,938,000.00		0.00	
					0.00
FRP645U	**ARPA Increased Bed Cap UAM**		**0.00**		
RXFR	Transfer (Regular)	0.00		4,747,500.00	
WARR	Warrants	4,747,500.00		0.00	
					0.00
FRP7121	**ARP DCFS ChildAbuse Prev G**		**0.00**		
RCPT	Receipt	0.00		30,467.71	
WARR	Warrants	30,467.71		0.00	
					0.00
FRP7131	**ARP DCCECE Child Stabliz Gr**		**0.00**		
RADJ	Receipt Adjustment	9,006,625.00		9,006,625.00	
RCPT	Receipt	0.00		137,830,848.45	
WARR	Warrants	136,677,035.95		0.00	
					-1,153,812.50
FRP7132	**ARP DCCECE Child Care Supp**		**0.00**		
RADJ	Receipt Adjustment	856,500.00		856,500.00	
RCPT	Receipt	0.00		66,978,252.34	
RXFR	Transfer (Regular)	85,294.27		992.00	
WARR	Warrants	66,894,225.39		0.00	
					275.32
FRP7133	**ARP DCC Head Start 0710**		**0.00**		
RCPT	Receipt	0.00		201,012.00	
WARR	Warrants	201,012.00		0.00	
					0.00
FRP7140	**COVID Mitigation**		**0.00**		
RCPT	Receipt	0.00		661.25	
RXFR	Transfer (Regular)	170,401.88		169,740.63	
					0.00
FRP7141	**DAABH CommMenHealth BG (**		**0.00**		
RCPT	Receipt	0.00		175,805.63	
RXFR	Transfer (Regular)	169,740.63		171,103.13	
WARR	Warrants	176,506.88		0.00	
					-661.25
FRP7142	**DAABH Sub Abuse BG 0710**		**0.00**		
RCPT	Receipt	0.00		159,233.54	
WARR	Warrants	159,233.54		0.00	
					0.00
FRP7143	**DAABH Title VII OAA 0710**		**0.00**		
RCPT	Receipt	0.00		47,887.21	
WARR	Warrants	47,887.21		0.00	
					0.00
FRP7144	**DAABH Title III-B OAA 0710**		**0.00**		
RCPT	Receipt	0.00		2,307,270.15	
WARR	Warrants	2,307,270.15		0.00	
					0.00

Fund	Fund Description	Beginning Balance		Ending Balance
Type	Type Description	Debits	Credits	
FRP7145	**DAABH Title III-C2 OAA 0710**	**0.00**		
RCPT	Receipt	0.00	2,745,025.30	
WARR	Warrants	2,745,025.30	0.00	
				0.00
FRP7146	**DAABH Title III-C1 OAA 0710**	**0.00**		
RCPT	Receipt	0.00	1,356,894.20	
WARR	Warrants	1,356,894.20	0.00	
				0.00
FRP7147	**DAABH Title III-D OAA 0710**	**0.00**		
RCPT	Receipt	0.00	165,386.84	
WARR	Warrants	151,974.84	0.00	
				-13,412.00
FRP7148	**DAABH Title III-E OAA 0710**	**0.00**		
RCPT	Receipt	0.00	500,836.72	
WARR	Warrants	500,836.72	0.00	
				0.00
FRP7149	**DAABH Sub Abuse BG Mitigat**	**0.00**		
RCPT	Receipt	0.00	377,490.96	
WARR	Warrants	377,490.96	0.00	
				0.00
FRP7151	**ARPDCO SNAP State Admin E**	**0.00**		
RCPT	Receipt	0.00	2,292,915.06	
RXFR	Transfer (Regular)	0.00	34,904.93	
WARR	Warrants	2,327,819.99	0.00	
				0.00
FRP7161	**ARPA IDEA Supplemental Grai**	**0.00**		
RCPT	Receipt	0.00	4,760.00	
				-4,760.00
FRP7171	**ARPDMS CV19 Skill Nurs BioV**	**0.00**		
RXFR	Transfer (Regular)	614,746.68	34,141,724.49	
WARR	Warrants	33,525,718.81	0.00	
				-1,259.00
FRP7172	**ARP DMS CV19Skill Nurs Staf**	**0.00**		
RXFR	Transfer (Regular)	0.00	28,416,445.77	
WARR	Warrants	28,416,445.77	0.00	
				0.00
FRP7173	**ARPDMSCV19 Skill Nurs Prop**	**0.00**		
RXFR	Transfer (Regular)	0.00	40,524,540.71	
WARR	Warrants	40,524,540.71	0.00	
				0.00
FRP7174	**ARPDMSCV19 Hosp Empty Re**	**0.00**		
RXFR	Transfer (Regular)	0.00	96,228,000.00	
WARR	Warrants	96,228,000.00	0.00	
				0.00
FRP7175	**ARPDMSCV19 Hosp COVIDCo**	**0.00**		
RXFR	Transfer (Regular)	0.00	22,214,512.51	
WARR	Warrants	22,214,512.51	0.00	
				0.00
FRP7176	**ARP DMS CV19 Hosp MAB Ad**	**0.00**		
RXFR	Transfer (Regular)	0.00	9,627,055.91	

Fund / Type	Fund Description / Type Description	Beginning Balance / Debits	Credits	Ending Balance
WARR	Warrants	9,627,055.91	0.00	
				0.00
FRP7177	**ARP DMS Home&CommtyBas**	**0.00**		
RCPT	Receipt	0.00	11,521,518.03	
RXFR	Transfer (Regular)	497,427.00	331,618.00	
				-11,355,709.03
FRP7900	**ARPA Fiscal Recovery Broadb**	**0.00**		
RXFR	Transfer (Regular)	0.00	280,807,760.54	
WARR	Warrants	174,290,847.72	0.00	
				-106,516,912.82
FRP7901	**ARPA Broadband Master Plan**	**0.00**		
RXFR	Transfer (Regular)	0.00	2,224,916.00	
WARR	Warrants	2,216,136.00	0.00	
				-8,780.00
FRP7903	**ARPA Broadband Office Admi**	**0.00**		
RXFR	Transfer (Regular)	21,885.94	1,757,816.40	
WARR	Warrants	296,651.03	0.00	
				-1,439,279.43
FRP8701	**DAH AAC ARPA FY22 Grant A**	**0.00**		
RCPT	Receipt	0.00	784,700.00	
WARR	Warrants	764,000.00	0.00	
				-20,700.00
FRP9001	**Tourism EDA ARPA Grant (090**	**0.00**		
RADJ	Receipt Adjustment	143,700.03	143,700.03	
RCPT	Receipt	0.00	143,700.03	
WARR	Warrants	102,942.63	0.00	
				-40,757.40
FRP9002	**ASP/WC Broadband ARPA**	**0.00**		
RXFR	Transfer (Regular)	0.00	202,060.00	
WARR	Warrants	202,058.32	0.00	
				-1.68
FRP9300	**ARPA Div of Environmental Qu**	**0.00**		
RADJ	Receipt Adjustment	22,048,016.97	22,048,016.97	
RCPT	Receipt	0.00	23,914,068.82	
WARR	Warrants	23,145,859.42	0.00	
				-768,209.40
FRP9301	**ARPA ADEQ LIHEAP Water 09**	**0.00**		
RCPT	Receipt	0.00	130,624.00	
				-130,624.00
FRP9950	**EMPG ARPA 21**	**0.00**		
RCPT	Receipt	0.00	56,131.22	
WARR	Warrants	2,881.22	0.00	
				-53,250.00
FRPALLC	**ARPA Allocated Holding (610)**	**0.00**		
RXFR	Transfer (Regular)	646,798,327.39	736,898,230.88	
				-90,099,903.49
FRPHOLD	**Arkansas ARP Steering Com H**	**-786,560,790.40**		
RCPT	Receipt	0.00	786,560,790.40	
RXFR	Transfer (Regular)	736,156,513.28	6,200,048.00	
				-843,165,115.52

Fund / Type	Fund Description / Type Description	Beginning Balance / Debits	Credits	Ending Balance
FSA1720	**National Digital Newspaper Pr**	**-17,351.92**		
RCPT	Receipt	0.00	107,730.74	
RXFR	Transfer (Regular)	87,296.65	400.00	
WARR	Warrants	32,485.74	0.00	
				-5,700.27
FSC0700	**WATER USE-USGS FED GRAN**	**-3,761.84**		
RCPT	Receipt	0.00	63,456.28	
WARR	Warrants	61,418.95	0.00	
				-5,799.17
FSC1000	**NRCS CONV TECH ASST (045**	**-116,245.38**		
RCPT	Receipt	0.00	570,350.53	
RXFR	Transfer (Regular)	129,250.62	300.00	
WARR	Warrants	502,004.42	0.00	
				-55,640.87
FSC1700	**SW-Non Point Grnts Ind-(455)**	**-520,560.26**		
RXFR	Transfer (Regular)	196,917.47	388,415.87	
WARR	Warrants	34,778.59	0.00	
				-677,280.07
FSC1701	**ANRC SDC Drinking Water Gra**	**0.00**		
RCPT	Receipt	0.00	24,494.59	
WARR	Warrants	24,494.59	0.00	
				0.00
FSC2016	**ANRC Dam Safety-SDSG16 (04**	**0.00**		
RXFR	Transfer (Regular)	0.00	37.50	
				-37.50
FSC2020	**ANRC Dam Safety-SDSG20**	**-133,088.69**		
RCPT	Receipt	0.00	12,477.65	
RXFR	Transfer (Regular)	14,246.52	0.00	
WARR	Warrants	2,970.36	0.00	
				-128,349.46
FSC3020	**ANRC FEMACAPPSEE-20**	**-621,323.89**		
RCPT	Receipt	0.00	278,543.01	
RXFR	Transfer (Regular)	129,761.42	211.02	
WARR	Warrants	56,924.83	0.00	
				-713,391.67
FSC3314	**ANRC Nonpoint (0455)**	**0.00**		
RCPT	Receipt	0.00	70,599.00	
WARR	Warrants	70,599.00	0.00	
				0.00
FSC3316	**ANRC NP SOURCE POLL CON**	**0.00**		
RCPT	Receipt	0.00	280,029.76	
WARR	Warrants	270,373.15	0.00	
				-9,656.61
FSC3317	**ANRC NP Source Poll Cont 20**	**-1,000.00**		
RCPT	Receipt	0.00	579,837.00	
WARR	Warrants	579,837.00	0.00	
				-1,000.00
FSC3318	**ANRC NP Source Poll Ctrl 201**	**-4,705.84**		
RCPT	Receipt	0.00	571,352.88	
RXFR	Transfer (Regular)	388,376.22	98.24	
WARR	Warrants	184,001.12	0.00	

Fund	Fund Description	Beginning Balance		Ending Balance
Type	Type Description	Debits	Credits	
				-3,779.62
FSC3319	**ANRC NP Source Poll Ctrl 201**	**-1,031.54**		
RCPT	Receipt	0.00	1,141,480.87	
WARR	Warrants	1,139,681.44	0.00	
				-2,830.97
FSC3320	**ANRC NP SourcePoll Control**	**0.00**		
RCPT	Receipt	0.00	779,663.44	
WARR	Warrants	776,429.44	0.00	
				-3,234.00
FSC4030	**ANRC FEMA CTP (0455)**	**-418,259.25**		
RCPT	Receipt	0.00	728,610.62	
WARR	Warrants	729,085.65	0.00	
				-417,784.22
FSC4035	**ANRC Flood Mgmt Assist (045**	**-84,903.31**		
RCPT	Receipt	0.00	888,668.97	
RXFR	Transfer (Regular)	0.00	163,284.00	
WARR	Warrants	944,220.96	0.00	
				-192,635.32
FSC4036	**ANRC Flood Mgmt Assit FY19**	**0.00**		
RCPT	Receipt	0.00	20,731.55	
				-20,731.55
FSC5M00	**Clean Water Grant FY10 (0455)**	**-277,370.22**		
RCPT	Receipt	0.00	588,284.00	
RXFR	Transfer (Regular)	740,463.47	5,038.43	
WARR	Warrants	78,918.95	0.00	
				-51,310.23
FSC9700	**Feral Swine Eradication Contr**	**0.00**		
RCPT	Receipt	0.00	914,721.22	
RXFR	Transfer (Regular)	0.00	58,236.19	
WARR	Warrants	686,695.25	0.00	
				-286,262.16
FSD0100	**Dis Determination-Oprs**	**-2,479,477.57**		
RCPT	Receipt	0.00	56,565,639.24	
RXFR	Transfer (Regular)	40,179,414.96	106,356.66	
WARR	Warrants	16,181,107.03	20.00	
				-2,790,971.48
FSP0100	**COVID-19 Reimbursement**	**-40,128.00**		
WARR	Warrants	40,128.00	0.00	
				0.00
FSP0200	**CESF Phase 2 DPS FY22 (9913**	**0.00**		
RXFR	Transfer (Regular)	0.00	61,912.23	
WARR	Warrants	61,912.23	0.00	
				0.00
FSPCAR1	**CARES Crime Vicims ReparFY**	**0.00**		
RXFR	Transfer (Regular)	0.00	102,600.00	
WARR	Warrants	57,399.49	0.00	
				-45,200.51
FSPCAR2	**CARES ASP Regulatory FY22**	**0.00**		
RXFR	Transfer (Regular)	0.00	596,999.47	
WARR	Warrants	493,751.00	0.00	

Fund	Fund Description	Beginning Balance		Ending Balance
Type	Type Description	Debits	Credits	
				-103,248.47
FSPCARE	**PublicSafety CARESCOVID19**	**0.00**		
RXFR	Transfer (Regular)	174,619.72	174,619.72	
				0.00
FSS0000	**SOS Federal Help America Vot**	**-6.05**		
DXFR	Transfer (Deduction)	0.00	0.03	
				-6.08
FSS0100	**Sos Fed Hava Title I (0063)**	**-528.12**		
DXFR	Transfer (Deduction)	0.00	4.88	
				-533.00
FSS1200	**HAVA 2020 Section 101 (0063)**	**-3,802,882.92**		
DXFR	Transfer (Deduction)	0.00	34,333.80	
WARR	Warrants	222,958.73	0.00	
				-3,614,257.99
FSS1300	**2020 HAVA CARES Act Grant**	**-3,341,289.57**		
DXFR	Transfer (Deduction)	0.00	13,576.78	
WARR	Warrants	3,354,275.75	0.00	
				-590.60
FSS1400	**HAVA FY22 (0063)**	**0.00**		
DXFR	Transfer (Deduction)	0.00	292.44	
RCPT	Receipt	0.00	1,000,000.00	
				-1,000,292.44
FST0201	**AEDC-S/T Ex Ntwk Fed (790)**	**-202,835.44**		
RCPT	Receipt	0.00	296,779.00	
RXFR	Transfer (Regular)	296,984.55	81,400.00	
WARR	Warrants	282,629.89	0.00	
				-1,400.00
FST0202	**AEDC Mfg Extension Partners**	**0.00**		
RCPT	Receipt	0.00	875,000.00	
RXFR	Transfer (Regular)	244,724.51	19,232.43	
WARR	Warrants	501,251.41	0.00	
				-148,256.51
FST0700	**EPSCOR Ark Asset Initiative II**	**-325,551.73**		
RCPT	Receipt	0.00	229,416.56	
RXFR	Transfer (Regular)	14,196.80	0.00	
WARR	Warrants	540,771.49	0.00	
				0.00
FST0701	**EPSCoR ASSET III, Track (790)**	**-6,013.20**		
RXFR	Transfer (Regular)	0.00	14,196.80	
WARR	Warrants	19,920.47	0.00	
				-289.53
FST0800	**EPSCOR RII-Track-I Dart**	**-542,813.59**		
RCPT	Receipt	0.00	3,518,096.81	
RXFR	Transfer (Regular)	262,358.57	36,857.99	
WARR	Warrants	3,402,480.11	0.00	
				-432,929.71
FST0801	**EPSCOR RIITrack-I-DART Ind I**	**-22,500.00**		
RCPT	Receipt	0.00	22,320.00	
RXFR	Transfer (Regular)	76,294.52	55,198.35	
WARR	Warrants	1,501.04	0.00	

Fund / Type	Fund Description / Type Description	Beginning Balance / Debits	Credits	Ending Balance
				-22,222.79
FST1000	**USDA Rural Bus Dev Retail Atl**	**0.00**		
RCPT	Receipt	0.00	15,823.00	
WARR	Warrants	15,823.00	0.00	
				0.00
FTN7300	**Northwest TI-Fed ABE**	**-11,871.73**		
RXFR	Transfer (Regular)	236,442.44	295,788.87	
WARR	Warrants	20,466.67	0.00	
				-50,751.49
FTS0000	**CARES M&R PPE DIST PROGI**	**-1,772.81**		
RXFR	Transfer (Regular)	1,772.81	0.00	
				0.00
FTS0100	**CARES Cybersecurity/DCO Pr**	**0.00**		
RXFR	Transfer (Regular)	0.00	34,712,395.41	
WARR	Warrants	34,524,281.59	0.00	
				-188,113.82
FVD0000	**Victimes Justice Assistance**	**-25,538.95**		
RCPT	Receipt	0.00	24,755,903.62	
RXFR	Transfer (Regular)	1,031,335.50	132,831.92	
WARR	Warrants	23,868,592.19	0.00	
				-14,346.80
FVD0001	**Family Violence Prevent Servs**	**0.00**		
RCPT	Receipt	0.00	40,442.49	
RXFR	Transfer (Regular)	171.00	171.00	
WARR	Warrants	40,442.49	0.00	
				0.00
FVV0800	**NLR Cemetery Expansion (038**	**0.00**		
RCPT	Receipt	0.00	296,296.01	
RXFR	Transfer (Regular)	8,802.50	0.00	
WARR	Warrants	287,493.51	0.00	
				0.00
FVV0900	**NLR Cemetery Expan Fed Pha**	**0.00**		
RCPT	Receipt	0.00	2,805,787.80	
RXFR	Transfer (Regular)	254,704.92	0.00	
WARR	Warrants	2,354,995.43	0.00	
				-196,087.45
FWF0000	**Dept of Human Srvs-Federal**	**-53,399,511.54**		
RCPT	Receipt	0.00	9,909,961.84	
RXFR	Transfer (Regular)	6,734,091.94	1,078,709.00	
				-57,654,090.44
FWF0100	**Dept Of Human Srvs-Hldg Acc**	**-21,540,542.13**		
RCPT	Receipt	0.00	3,922,446.56	
RXFR	Transfer (Regular)	5,203,439.46	1,144,495.97	
				-21,404,045.20
FWF0200	**Dept of Human Srvs-DYS Grnt**	**-266,712.12**		
RCPT	Receipt	0.00	3,164,985.98	
RXFR	Transfer (Regular)	0.00	4,497,949.18	
WARR	Warrants	7,236,586.45	0.00	
				-693,060.83
FWF0400	**County Oprs-Shelter Plus Care**	**-7,318.17**		

Fund / Type	Fund Description / Type Description	Beginning Balance / Debits	Credits	Ending Balance
RXFR	Transfer (Regular)	7,318.17	0.00	
				0.00
FWF1900	**County Oprs-Weatherization**	**-30,189.64**		
RXFR	Transfer (Regular)	30,189.64	0.00	
				0.00
FWF2100	**County Oprs-Homeless**	**-210,475.21**		
RCPT	Receipt	0.00	6,307,238.96	
WARR	Warrants	6,121,104.91	0.00	
				-396,609.26
FWF2500	**Parent Counsel**	**0.00**		
RCPT	Receipt	0.00	1,031,973.49	
RXFR	Transfer (Regular)	1,031,973.49	0.00	
				0.00
FWF3000	**DHS-DCCECE-Sp Nutrition Prg**	**-900,548.52**		
COFF	Checks Charged Off	1,913.52	0.00	
RCPT	Receipt	0.00	53,559,217.08	
RXFR	Transfer (Regular)	0.00	38,380.10	
WARR	Warrants	55,410,186.09	0.00	
				913,953.91
FWF3100	**Commodities & Dist USDA Fu**	**0.00**		
RCPT	Receipt	0.00	1,516,732.97	
RXFR	Transfer (Regular)	924.34	924.34	
WARR	Warrants	1,584,321.18	0.00	
				67,588.21
FWF4500	**Emerg Rental Assist CARES 2**	**-169,497,930.24**		
DXFR	Transfer (Deduction)	0.00	864,610.54	
RCPT	Receipt	0.00	49,474.35	
RXFR	Transfer (Regular)	202,584.08	480.98	
TELL	Teller	31,822,808.58	0.00	
WARR	Warrants	115,456,637.71	0.00	
				-22,930,465.74
FWF5000	**DHS CARES Act COVID-19 (07**	**-657,123.16**		
RCPT	Receipt	0.00	255,709.83	
RXFR	Transfer (Regular)	1,825,782.17	7,285,849.18	
WARR	Warrants	6,367,900.00	0.00	
				-5,000.00
FWF5400	**DHS-Crippled Children**	**-193,444.04**		
RXFR	Transfer (Regular)	0.00	80,725.00	
				-274,169.04
FWF5500	**Booneville Cap Imp (0710)**	**-7,125,587.16**		
RCPT	Receipt	0.00	11,971,777.51	
RXFR	Transfer (Regular)	0.00	1,000,000.00	
WARR	Warrants	2,522,394.43	0.00	
				-17,574,970.24
FWF6900	**DHS-DCCECE-Childhood Grar**	**-5,312,999.13**		
RADJ	Receipt Adjustment	10,079.30	10,119.30	
RCPT	Receipt	0.00	117,187,027.56	
RXFR	Transfer (Regular)	4,609,144.48	5,315,835.80	
SDIS	Distribution (Special Fund)	0.00	0.00	
SPEC	Special Reversing Entry	10,079.30	10,079.30	
WARR	Warrants	122,797,594.66	0.00	

Fund Type	Fund Description / Type Description	Beginning Balance / Debits	Credits	Ending Balance
				-409,163.35
FYP0000	**Dept of Envir Quality-Fed**	**-916,282.50**		
RCPT	Receipt	0.00	7,633,392.28	
RXFR	Transfer (Regular)	5,789,752.24	123,838.64	
WARR	Warrants	2,489,446.32	0.00	
				-394,314.86
FYP0300	**DEQ Sep Federal Plan (930)**	**-628,291.23**		
RCPT	Receipt	0.00	1,579,892.98	
RXFR	Transfer (Regular)	225,780.28	800.00	
WARR	Warrants	680,485.79	0.00	
				-1,302,718.14
FYP0400	**Weatherization Program**	**-311,278.71**		
RCPT	Receipt	0.00	2,525,466.54	
RXFR	Transfer (Regular)	404,012.76	8,040.00	
WARR	Warrants	1,923,392.29	0.00	
				-517,380.20
FYP0500	**Low Inc Home Eng Asst**	**-7,180,750.81**		
RCPT	Receipt	0.00	33,585,433.79	
RXFR	Transfer (Regular)	640,588.00	220,673.64	
WARR	Warrants	31,822,519.32	0.00	
				-8,523,750.92
FYP0600	**LIHEAP CARES Act (0930)**	**-1,096,092.53**		
RCPT	Receipt	0.00	273,998.75	
WARR	Warrants	1,228,299.22	0.00	
				-141,792.06
FYP3401	**ADEQ LIHEAP Oper**	**-10,743.50**		
RXFR	Transfer (Regular)	10,743.50	0.00	
				0.00
GAD0000	**General Rev Allotment Reserv**	**-1,247,908,796.84**		
GDIS	Distribution (General Fund)	0.00	799,172,926.49	
RCPT	Receipt	0.00	1,296,731.29	
RXFR	Transfer (Regular)	1,381,796,118.57	132,590,590.44	
				-799,172,926.49
GADHOLD	**GR Allot Reserve Set Aside**	**-0.03**		
RXFR	Transfer (Regular)	33,450,603.40	33,451,836.94	
				-1,233.57
GPR0100	**AR Real Property Reapraisal**	**0.00**		
RXFR	Transfer (Regular)	0.00	15,833,034.86	
WARR	Warrants	14,671,234.86	0.00	
				-1,161,800.00
HAD0000	**Dept of Agriculture**	**-168,331.52**		
AXFR	Advance Transfer	0.00	2,975,000.00	
GDIS	Distribution (General Fund)	0.00	15,302,498.00	
RXFR	Transfer (Regular)	19,236,036.04	1,395,041.85	
				-604,835.33
HAD0100	**Dept of Agriculture ALPC**	**-35,799.48**		
RXFR	Transfer (Regular)	2,836,224.97	3,163,248.37	
WARR	Warrants	362,697.88	0.00	
				-125.00
HAD0200	**Dept of Agriculture AFC**	**-119,054.10**		

Fund	Fund Description	Beginning Balance		Ending Balance
Type	**Type Description**	**Debits**	**Credits**	
RADJ	Receipt Adjustment	0.00	774.40	
RCPT	Receipt	0.00	989.44	
RXFR	Transfer (Regular)	6,933,919.78	9,251,027.89	
WARR	Warrants	2,408,162.90	0.00	
				-29,763.15
HAD0300	**Dept of Agriculture PB**	**-8,630.20**		
RCPT	Receipt	0.00	2,523.12	
RXFR	Transfer (Regular)	2,013,401.48	2,475,786.53	
WARR	Warrants	471,820.88	0.00	
				-1,717.49
HAD0400	**Dept of Agriculture Sec Office**	**0.00**		
RXFR	Transfer (Regular)	130,969.53	131,814.14	
WARR	Warrants	844.61	0.00	
				0.00
HBS0000	**Services for Blind**	**0.00**		
GDIS	Distribution (General Fund)	0.00	1,897,471.00	
RXFR	Transfer (Regular)	1,995,779.00	98,308.00	
				0.00
HCA0000	**DOC Inmate Care/Custody**	**0.00**		
AXFR	Advance Transfer	0.00	51,500,000.00	
GDIS	Distribution (General Fund)	0.00	323,558,996.00	
RXFR	Transfer (Regular)	381,866,456.39	6,807,460.39	
				0.00
HCA0100	**DOC Inmate Care/Custody**	**-8,433,852.80**		
COFF	Checks Charged Off	5.00	0.00	
RADJ	Receipt Adjustment	70.00	70.00	
RCPT	Receipt	0.00	567,220.18	
RXFR	Transfer (Regular)	283,195,571.93	393,075,966.74	
WARR	Warrants	95,292,608.05	72,972.00	
				-23,661,826.74
HCA0300	**Legal Claims**	**0.00**		
RXFR	Transfer (Regular)	0.00	721,118.27	
WARR	Warrants	721,118.27	0.00	
				0.00
HCACARE	**DOC CARES (0480)**	**0.00**		
RXFR	Transfer (Regular)	7,499,830.06	7,500,000.00	
				-169.94
HCP0000	**Div Community Correction**	**0.00**		
AXFR	Advance Transfer	0.00	19,750,000.00	
GDIS	Distribution (General Fund)	0.00	77,149,889.00	
RXFR	Transfer (Regular)	101,775,223.50	4,875,334.50	
				0.00
HCP0100	**Div Community Correction**	**-158,495.46**		
RADJ	Receipt Adjustment	102,269.81	100,877.12	
RCPT	Receipt	0.00	1,090,585.47	
RXFR	Transfer (Regular)	81,220,599.55	101,227,193.79	
WARR	Warrants	20,888,844.37	0.00	
				-365,438.11
HCP1300	**DCC-WhiteRiverBates19-5-302**	**0.00**		
RXFR	Transfer (Regular)	0.00	4,352,470.00	
				-4,352,470.00

Fund	Fund Description	Beginning Balance		Ending Balance
Type	Type Description	Debits	Credits	
HCP485F	**Dept Community Corr 19-5-30:**	**-49,575.65**		
RADJ	Receipt Adjustment	82,195.32	82,195.32	
RCPT	Receipt	0.00	366,651.08	
RXFR	Transfer (Regular)	28,109.18	3,010.68	
WARR	Warrants	313,514.63	2,062.96	
				-79,676.56
HEG0000	**Higher Education Grants**	**-15,033,192.97**		
GDIS	Distribution (General Fund)	0.00	40,619,625.00	
RXFR	Transfer (Regular)	60,100,639.79	20,038,652.62	
				-15,590,830.80
HEG0100	**HE Dentistry Scholarships**	**-347.46**		
RCPT	Receipt	0.00	265,433.96	
RXFR	Transfer (Regular)	0.00	3,646,500.00	
WARR	Warrants	3,643,800.00	0.00	
				-268,481.42
HEG0300	**HE Optometry Scholarships**	**-400.00**		
RXFR	Transfer (Regular)	0.00	608,000.00	
WARR	Warrants	608,400.00	0.00	
				0.00
HEG0400	**HE Veterinary Scholarships**	**-1,652.40**		
RXFR	Transfer (Regular)	0.00	1,383,000.00	
WARR	Warrants	1,383,710.80	0.00	
				-941.60
HEG0600	**HE Chiropractic Scholarship**	**-1,687.00**		
RCPT	Receipt	0.00	10.00	
RXFR	Transfer (Regular)	0.00	143,000.00	
WARR	Warrants	92,517.00	0.00	
				-52,180.00
HEG0700	**HE Podiatry Scholarships**	**-250.00**		
RXFR	Transfer (Regular)	0.00	4,750.00	
WARR	Warrants	5,000.00	0.00	
				0.00
HEG0800	**HE Osteopathy Scholarships**	**-50.00**		
RXFR	Transfer (Regular)	50.00	0.00	
				0.00
HEG1000	**ADHE-AR Future (0700)**	**-25,540.94**		
RCPT	Receipt	0.00	20,351.54	
RXFR	Transfer (Regular)	0.00	2,652,193.00	
WARR	Warrants	2,696,180.50	0.00	
				-1,904.98
HEG1100	**DHE Osteo RMSP**	**0.00**		
RXFR	Transfer (Regular)	0.00	483,000.00	
				-483,000.00
HEG7022	**HE Teacher Retraining**	**-28,516.39**		
RXFR	Transfer (Regular)	2,326.00	1,711,000.00	
WARR	Warrants	1,723,371.93	0.00	
				-13,818.46
HEG7024	**HE National Guard Tuition**	**-7,030.02**		
RCPT	Receipt	0.00	30,133.60	
RXFR	Transfer (Regular)	0.00	2,240,500.00	
WARR	Warrants	2,273,672.76	0.00	

Fund / Type	Fund Description / Type Description	Beginning Balance / Debits	Credits	Ending Balance
				-3,990.86
HEG7025	**HE Tuition Adjustment**	**0.00**		
RXFR	Transfer (Regular)	347,301.00	347,301.00	
				0.00
HEG7026	**High Ed-Math Sci Ln Tcher-(70**	**-52,032.98**		
RXFR	Transfer (Regular)	52,032.98	0.00	
				0.00
HEG7028	**HE Junior/Senior Minority**	**-107,447.40**		
RXFR	Transfer (Regular)	107,447.40	0.00	
				0.00
HEG7029	**HE AR Geo Minority Teacher**	**-2,012.37**		
RXFR	Transfer (Regular)	0.00	49,900.00	
WARR	Warrants	51,825.00	0.00	
				-87.37
HEG7030	**HE POW/MIA Depend Scholar**	**-457,569.35**		
RCPT	Receipt	0.00	10,583.70	
RXFR	Transfer (Regular)	0.00	2,632,000.00	
WARR	Warrants	2,983,078.83	0.00	
				-117,074.22
HEG7032	**He-Sreb Minority Doctoral Sch**	**0.00**		
RXFR	Transfer (Regular)	0.00	175,000.00	
WARR	Warrants	175,000.00	0.00	
				0.00
HEG7033	**HE Minority Masters Scholar**	**-45,201.98**		
RXFR	Transfer (Regular)	45,201.98	0.00	
				0.00
HEG7034	**HE Dependents Law Enf 19-5-3**	**-113,902.81**		
RXFR	Transfer (Regular)	0.00	668,000.00	
WARR	Warrants	771,690.98	0.00	
				-10,211.83
HEG7036	**HE Academic Challenge**	**-1,261.09**		
RXFR	Transfer (Regular)	0.00	20,000,005.00	
WARR	Warrants	20,000,000.00	0.00	
				-1,266.09
HEG7037	**HE Governors Scholar Prog**	**-1,248.51**		
RCPT	Receipt	0.00	38,041.33	
RXFR	Transfer (Regular)	0.00	19,897,920.00	
WARR	Warrants	19,934,521.85	0.00	
				-2,687.99
HEG7039	**ADHE Targeted Teacher Dev (0**	**-447,608.99**		
RXFR	Transfer (Regular)	447,608.99	0.00	
				0.00
HEG7040	**HE SURF § 19-5-302(11)**	**-4,746.28**		
RCPT	Receipt	0.00	2,529.37	
RXFR	Transfer (Regular)	0.00	145,000.00	
WARR	Warrants	147,409.74	0.00	
				-4,865.91
HEG7042	**HE Opportunities 19-5-302 (11)**	**-1,624.03**		
RCPT	Receipt	0.00	250.00	
RXFR	Transfer (Regular)	0.00	15,000.00	

Fund / Type	Fund Description / Type Description	Beginning Balance / Debits	Credits	Ending Balance
WARR	Warrants	12,750.00	0.00	
				-4,124.03
HEG7043	**Washington Ctr Scholar19-5-3**	**0.00**		
RXFR	Transfer (Regular)	0.00	18,000.00	
WARR	Warrants	18,000.00	0.00	
				0.00
HEG7044	**ADHE WEB BASED APP (0700**	**-113,859.01**		
WARR	Warrants	54,842.00	0.00	
				-59,017.01
HEG7045	**Single Parent Schol 1116/09**	**0.00**		
RXFR	Transfer (Regular)	0.00	175,000.00	
WARR	Warrants	175,000.00	0.00	
				0.00
HEG7047	**Scholarship Adm 1116/09**	**-206,187.38**		
RCPT	Receipt	0.00	530,852.62	
RXFR	Transfer (Regular)	432,743.41	992,312.50	
WARR	Warrants	1,289,947.83	0.00	
				-6,661.26
HEG7048	**ADHE-State Teacher ED (0700)**	**-7,156.20**		
RCPT	Receipt	0.00	16,374.34	
RXFR	Transfer (Regular)	0.00	1,035,500.00	
WARR	Warrants	1,039,387.80	0.00	
				-19,642.74
HEG7049	**ADHE Transition (0700)**	**0.00**		
RXFR	Transfer (Regular)	0.00	1,000,000.00	
				-1,000,000.00
HGA0000	**Parks & Tourism**	**0.00**		
AXFR	Advance Transfer	0.00	200,000.00	
GDIS	Distribution (General Fund)	0.00	20,414,754.00	
RXFR	Transfer (Regular)	22,950,405.35	2,335,651.35	
				0.00
HGA0100	**Parks & Tourism**	**-1,274,050.74**		
RXFR	Transfer (Regular)	16,135,666.08	19,318,982.17	
WARR	Warrants	2,347,322.98	0.00	
				-2,110,043.85
HMA0000	**Dept Environmental Quality**	**-320,994.80**		
GDIS	Distribution (General Fund)	0.00	4,045,277.00	
RXFR	Transfer (Regular)	4,045,277.00	198,271.00	
				-519,265.80
HMA0100	**Div Environmental Quality**	**-176,801.67**		
COFF	Checks Charged Off	50.00	0.00	
RCPT	Receipt	0.00	44,104.07	
RXFR	Transfer (Regular)	4,303,658.58	4,595,072.62	
WARR	Warrants	392,177.21	0.00	
				-120,092.57
HMA0200	**Div Environ Qual Oil & Gas**	**-1,175,763.25**		
RXFR	Transfer (Regular)	104,057.23	275,400.00	
WARR	Warrants	5,196.42	0.00	
				-1,341,909.60
HMD0000	**Dept of Military**	**0.00**		

Fund / Type	Fund Description / Type Description	Beginning Balance / Debits	Credits	Ending Balance
AXFR	Advance Transfer	0.00	900,000.00	
GDIS	Distribution (General Fund)	0.00	6,845,921.00	
RXFR	Transfer (Regular)	8,554,324.03	818,968.76	
				-10,565.73
HMD0100	**Dept of Military**	**-71,236.99**		
RCPT	Receipt	0.00	203,792.41	
RXFR	Transfer (Regular)	3,228,819.59	6,909,707.42	
WARR	Warrants	3,163,179.04	0.00	
				-792,738.19
HMD0101	**Dept of Military**	**0.00**		
RXFR	Transfer (Regular)	218,127.01	224,400.00	
WARR	Warrants	5,998.81	0.00	
				-274.18
HMD0300	**Dept of Military YCP**	**-372,249.08**		
RXFR	Transfer (Regular)	861,099.42	1,136,601.37	
WARR	Warrants	421,053.58	0.00	
				-226,697.45
HMD0400	**Dept of Military NG Callup**	**-13,976.91**		
COFF	Checks Charged Off	103.00	0.00	
RCPT	Receipt	0.00	23,040.21	
RXFR	Transfer (Regular)	1,849,858.79	2,188,976.80	
WARR	Warrants	370,779.93	0.00	
				-5,252.20
HMD0600	**State Military CF**	**-211,920.66**		
RXFR	Transfer (Regular)	48.28	685,854.41	
WARR	Warrants	446,353.43	0.00	
				-451,373.36
HOA0000	**Dept Economic Development**	**0.00**		
GDIS	Distribution (General Fund)	0.00	15,233,684.00	
RXFR	Transfer (Regular)	18,102,058.27	2,868,374.27	
				0.00
HOA0100	**Dept Economic Development**	**-3,636,567.42**		
RCPT	Receipt	0.00	35,290.90	
RXFR	Transfer (Regular)	11,919,469.34	15,399,243.71	
WARR	Warrants	3,219,726.48	0.00	
				-3,931,906.21
HOA0101	**AEDC -Bus. Industry Trng Pro**	**-1,500,000.00**		
RXFR	Transfer (Regular)	0.00	214,800.00	
WARR	Warrants	217,762.40	0.00	
				-1,497,037.60
HOA0102	**AEDC - Military Affairs Grant**	**-239,354.00**		
RXFR	Transfer (Regular)	0.00	510,646.00	
WARR	Warrants	417,000.00	0.00	
				-333,000.00
HOA0103	**Rural Services Div**	**-77,971.53**		
RCPT	Receipt	0.00	9,141.87	
RXFR	Transfer (Regular)	125,906.79	846,019.77	
WARR	Warrants	490,940.27	0.00	
				-316,286.11
HOA0104	**Sci Tech Operations**	**-411,324.43**		
RCPT	Receipt	0.00	356,214.12	

Fund / Type	Fund Description / Type Description	Beginning Balance / Debits	Credits	Ending Balance
RXFR	Transfer (Regular)	327,759.20	3,312,788.65	
WARR	Warrants	1,701,656.10	0.00	
				-2,050,911.90
HOACARE	**Rural Broadband Admin-CARE**	**0.00**		
RXFR	Transfer (Regular)	147,280.87	1,384,914.90	
WARR	Warrants	1,139,186.18	0.00	
				-98,447.85
HQA0000	**Higher Education**	**-11.00**		
AXFR	Advance Transfer	0.00	255,000.00	
GDIS	Distribution (General Fund)	0.00	11,389,080.00	
RXFR	Transfer (Regular)	10,747,770.20	730,306.94	
				-1,626,627.74
HQA0100	**Higher Education**	**-6,151,186.57**		
RCPT	Receipt	0.00	969.82	
RXFR	Transfer (Regular)	9,004,129.50	9,903,855.76	
WARR	Warrants	1,195,857.84	0.00	
				-5,856,024.81
HQA0300	**HE Recruitment Coordinator**	**-2,984.72**		
RXFR	Transfer (Regular)	65,573.56	70,200.00	
WARR	Warrants	184.79	0.00	
				-7,426.37
HQA0400	**ADHE NonRevenue (0700)**	**-1,061,947.57**		
RCPT	Receipt	0.00	121,594.05	
				-1,183,541.62
HQA0700	**Veterans Approv Agency State**	**-600.00**		
RXFR	Transfer (Regular)	2,000.00	4,640.00	
WARR	Warrants	2,132.25	0.00	
				-1,107.75
HQA7500	**HE AmeriCorp Oper**	**-172,753.84**		
RCPT	Receipt	0.00	431,477.15	
RXFR	Transfer (Regular)	397,426.83	273,911.50	
WARR	Warrants	340,549.40	0.00	
				-140,166.26
HQA7501	**HE AmeriCorp Grants**	**-80,034.84**		
RCPT	Receipt	0.00	1,412,959.38	
RXFR	Transfer (Regular)	0.00	4,432.03	
WARR	Warrants	1,432,578.82	0.00	
				-64,847.43
HRA0000	**Div AR Heritage**	**-305,104.20**		
AXFR	Advance Transfer	0.00	400,000.00	
GDIS	Distribution (General Fund)	0.00	6,924,050.00	
RXFR	Transfer (Regular)	8,688,562.28	1,855,777.08	
				-796,369.00
HRA0101	**DAH Central**	**-134,815.79**		
RXFR	Transfer (Regular)	4,599,617.13	5,115,342.13	
WARR	Warrants	578,976.30	0.00	
				-71,564.49
HRA0210	**DAH AAC Gen Rev (0865)**	**-37,311.11**		
RXFR	Transfer (Regular)	87,713.66	127,545.00	
WARR	Warrants	75,483.72	0.00	
				-1,658.73

Fund / Type	Fund Description / Type Description	Beginning Balance / Debits	Credits	Ending Balance
HRA0310	**DAH Old State House (0865)**	**-24,681.59**		
RXFR	Transfer (Regular)	40,898.84	60,816.65	
WARR	Warrants	14,624.31	0.00	
				-29,975.09
HRA0410	**DAH Natural Heritage (0865)**	**-74,117.07**		
RXFR	Transfer (Regular)	83,095.77	153,922.34	
WARR	Warrants	77,718.14	0.00	
				-67,225.50
HRA0430	**DAH-NHC Gas Royal (0865)**	**-90,229.57**		
RCPT	Receipt	0.00	250,011.38	
RXFR	Transfer (Regular)	0.00	16,770.81	
SDIS	Distribution (Special Fund)	0.00	211,025.78	
SPEC	Special Reversing Entry	250,011.38	0.00	
WARR	Warrants	68,775.23	0.00	
				-249,250.93
HRA0510	**DAH AR Terr Capital (0865)**	**-58,282.01**		
RXFR	Transfer (Regular)	127,661.62	144,994.25	
WARR	Warrants	65,649.95	0.00	
				-9,964.69
HRA0610	**State Archives GR 19-5-302**	**-33,081.57**		
RXFR	Transfer (Regular)	515,394.86	953,763.03	
WARR	Warrants	467,904.61	0.00	
				-3,545.13
HRA0810	**DAH Delta Cultural (0865)**	**-3,561.50**		
RXFR	Transfer (Regular)	99,446.24	194,119.75	
WARR	Warrants	90,630.35	0.00	
				-7,604.66
HRA0910	**DAH Mosaic Templars (0865)**	**-26,352.70**		
RXFR	Transfer (Regular)	241,244.59	437,620.00	
WARR	Warrants	175,735.59	0.00	
				-46,992.52
HSA0000	**Dept of Labor & Licensing**	**0.00**		
AXFR	Advance Transfer	0.00	100,000.00	
GDIS	Distribution (General Fund)	0.00	3,677,575.00	
RXFR	Transfer (Regular)	4,144,869.77	367,294.77	
				0.00
HSA0100	**Dept of Labor & Licensing**	**-379,709.48**		
RCPT	Receipt	0.00	217.68	
RXFR	Transfer (Regular)	3,916,706.97	4,098,132.97	
WARR	Warrants	463,707.67	0.00	
				-97,645.49
HSB0000	**State Services for the Blind**	**-152,364.74**		
RXFR	Transfer (Regular)	152,364.74	0.00	
				0.00
HSC0000	**State Central Services**	**-47,812,506.66**		
COFF	Checks Charged Off	305.00	0.00	
CTAX	Claims & Taxes	15,119.05	1,195.00	
DXFR	Transfer (Deduction)	0.00	211,631,494.66	
RADJ	Receipt Adjustment	202,042.08	224,872.08	
RCPT	Receipt	0.00	27,712,598.24	
RXFR	Transfer (Regular)	303,160,458.46	47,665,602.79	

Fund / Type	Fund Description / Type Description	Beginning Balance / Debits	Credits	Ending Balance
SDIS	Distribution (Special Fund)	0.00	11,798,975.99	
SPEC	Special Reversing Entry	27,246,062.97	120,472.00	
				-16,343,729.86
HSC0200	**State Central Services House**	**-288,845.19**		
RCPT	Receipt	0.00	651.00	
RXFR	Transfer (Regular)	2,499,201.92	2,651,276.00	
WARR	Warrants	200,240.53	0.00	
				-241,329.74
HSC0500	**State Central Svcs Senate**	**-324,925.39**		
RCPT	Receipt	0.00	1,727.34	
RXFR	Transfer (Regular)	1,393,061.17	1,600,095.00	
WARR	Warrants	321,613.50	0.00	
				-212,073.06
HSC0900	**St Cent Serv-Legislative Audit**	**-8,865,914.19**		
COFF	Checks Charged Off	615.00	0.00	
RCPT	Receipt	0.00	2,041,140.47	
RXFR	Transfer (Regular)	31,174,257.48	35,134,380.78	
WARR	Warrants	4,028,309.59	0.00	
				-10,838,253.37
HSC1100	**State Central Svcs Leg Counci**	**-200,984.26**		
RCPT	Receipt	0.00	2,888.40	
RXFR	Transfer (Regular)	11,553,960.44	15,603,591.57	
WARR	Warrants	3,956,475.38	0.00	
				-297,028.41
HSC1200	**State Central Svcs Leg Counci**	**-277,307.53**		
RXFR	Transfer (Regular)	1,748.34	1,300,000.00	
WARR	Warrants	1,335,919.58	0.00	
				-239,639.61
HSC1400	**State Ctl Svc Gov Mansion Co**	**-216,354.29**		
RCPT	Receipt	0.00	39,115.07	
RXFR	Transfer (Regular)	779,373.50	1,215,725.94	
WARR	Warrants	602,971.88	0.00	
				-88,849.92
HSC1800	**State Central Svcs Appeals**	**-62,375.31**		
RCPT	Receipt	0.00	1,078.89	
RXFR	Transfer (Regular)	4,692,510.90	5,419,565.33	
WARR	Warrants	675,984.43	0.00	
				-114,524.20
HSC2300	**AOC Judicial**	**-515,337.85**		
RCPT	Receipt	0.00	73,094.26	
RXFR	Transfer (Regular)	8,360,749.19	19,447,522.73	
WARR	Warrants	10,311,087.76	0.00	
				-1,364,117.89
HSC2800	**Prosecuting Coordinator**	**-14,686.77**		
RCPT	Receipt	0.00	792.88	
RXFR	Transfer (Regular)	1,015,569.82	1,239,720.08	
WARR	Warrants	228,737.99	0.00	
				-10,891.92
HSC3001	**DFA Revenue Division Operati**	**-2,962,863.66**		
RCPT	Receipt	0.00	1,443,773.94	
RXFR	Transfer (Regular)	127,804,223.92	159,059,465.81	

Fund	Fund Description	Beginning Balance		Ending Balance
Type	Type Description	Debits	Credits	
SDIS	Distribution (Special Fund)	0.00	6,317,193.99	
SPEC	Special Reversing Entry	7,173,978.53	82.00	
WARR	Warrants	29,137,962.84	0.00	
				-5,667,214.11
HSC3003	**Integrated Tax Syst Act 800/07**	**-23,512.03**		
RXFR	Transfer (Regular)	23,512.03	0.00	
				0.00
HSC3200	**AR Supreme Court**	**-241,443.73**		
RCPT	Receipt	0.00	15,516.56	
RXFR	Transfer (Regular)	4,439,002.28	5,748,059.72	
WARR	Warrants	1,302,738.57	0.00	
				-263,279.16
HSC3400	**St Centl Serv-Gov Office-(034)**	**-97,412.46**		
RCPT	Receipt	0.00	29,084.52	
RXFR	Transfer (Regular)	4,120,135.17	5,016,034.19	
WARR	Warrants	868,707.48	0.00	
				-153,688.52
HSC3600	**Claims Commission**	**-19,828.23**		
RCPT	Receipt	0.00	43.19	
RXFR	Transfer (Regular)	475,394.60	621,865.25	
WARR	Warrants	155,041.92	0.00	
				-11,300.15
HSC3701	**PDC Trial Officers**	**-246,273.31**		
RCPT	Receipt	0.00	222.56	
RXFR	Transfer (Regular)	20,630,499.25	23,318,780.17	
WARR	Warrants	2,315,242.73	0.00	
				-619,534.06
HSC3702	**PDC User Fees**	**-3,659,626.05**		
RCPT	Receipt	0.00	2,521,155.64	
RXFR	Transfer (Regular)	1,750,627.64	6,764.63	
SDIS	Distribution (Special Fund)	0.00	7,714.85	
SPEC	Special Reversing Entry	8,011.67	0.00	
WARR	Warrants	913,298.05	0.00	
				-3,523,323.81
HSC3704	**PDC Administration**	**-162,782.93**		
RXFR	Transfer (Regular)	1,918,115.85	3,007,883.19	
WARR	Warrants	1,203,003.24	0.00	
				-49,547.03
HSC3705	**PDC Juvenile Omnibudsmen**	**-95,109.28**		
RXFR	Transfer (Regular)	59,692.21	78,861.00	
WARR	Warrants	5,989.30	0.00	
				-108,288.77
HSC3766	**CPC Office**	**-89,008.27**		
RXFR	Transfer (Regular)	875,125.53	3,100,400.00	
WARR	Warrants	2,293,184.38	0.00	
				-21,098.36
HSC376F	**Parent Counsel Reimbur DHS**	**-503,327.57**		
RXFR	Transfer (Regular)	0.00	1,031,973.49	
WARR	Warrants	948,257.20	0.00	
				-587,043.86
HSC5100	**Lt Governors Office**	**-51,421.27**		

Fund	Fund Description	Beginning Balance		Ending Balance
Type	Type Description	Debits	Credits	
RXFR	Transfer (Regular)	8.91	200,137.42	
WARR	Warrants	217,559.70	0.00	
				-33,990.08
HSC5300	**Attorney General**	**-300,382.01**		
RCPT	Receipt	0.00	103,358.69	
RXFR	Transfer (Regular)	13,834,916.07	17,560,007.85	
WARR	Warrants	3,696,303.43	0.00	
				-432,529.05
HSC5900	**Auditor of the State**	**-548,286.71**		
RCPT	Receipt	0.00	36,867.04	
RXFR	Transfer (Regular)	5,890.30	29,311,899.53	
WARR	Warrants	28,238,195.98	0.00	
				-1,652,967.00
HSC6000	**Land Department**	**-263,720.32**		
RXFR	Transfer (Regular)	234.43	3,300,000.00	
WARR	Warrants	3,463,770.87	0.00	
				-99,715.02
HSC6101	**St Cent Serv-DFA Adm Srvs-(6**	**-679,907.11**		
RXFR	Transfer (Regular)	14,575,517.65	17,474,929.08	
WARR	Warrants	2,696,744.21	0.00	
				-882,574.33
HSC6102	**DFA Management Services IT**	**-610,385.46**		
RCPT	Receipt	0.00	420.85	
RXFR	Transfer (Regular)	69,102.50	22,689,591.60	
WARR	Warrants	20,867,293.82	0.00	
				-2,364,001.59
HSC6110	**DFA Secretary Office**	**-5,375.48**		
RXFR	Transfer (Regular)	2,502,838.10	3,061,985.29	
WARR	Warrants	536,098.45	0.00	
				-28,424.22
HSC6199	**DFA MCF Balance Transfer**	**-62,822,566.75**		
RXFR	Transfer (Regular)	10,000,000.00	58,197,970.26	
				-111,020,537.01
HSC6300	**Secretary of the State**	**-1,679,230.12**		
RCPT	Receipt	0.00	32,412.76	
RXFR	Transfer (Regular)	685.45	19,281,818.18	
WARR	Warrants	18,539,815.01	0.00	
				-2,452,960.60
HSC6900	**Treasurer of the State**	**-370,140.11**		
RCPT	Receipt	0.00	6,738.70	
RXFR	Transfer (Regular)	3,040,795.98	5,602,399.66	
WARR	Warrants	2,472,461.04	0.00	
				-466,021.45
HSC9090	**Internal Audit Oper**	**-33,394.27**		
RCPT	Receipt	0.00	9,527.00	
RXFR	Transfer (Regular)	738,541.42	953,193.49	
WARR	Warrants	119,879.67	0.00	
				-137,693.67
HSC9141	**T/SS OPM Operations**	**-3.00**		
RXFR	Transfer (Regular)	3.00	0.00	
				0.00

Fund / Type	Fund Description / Type Description	Beginning Balance / Debits	Credits	Ending Balance
HSC9144	**DTSS IT 19-5-205**	**-82,303.21**		
RXFR	Transfer (Regular)	404,324.52	620,000.00	
WARR	Warrants	234,586.09	0.00	
				-63,392.60
HSC9145	**Statewide SS-OPM OSP EBD C**	**-157,725.18**		
RCPT	Receipt	0.00	622.14	
RXFR	Transfer (Regular)	2,257,043.26	2,570,511.67	
WARR	Warrants	421,053.03	0.00	
				-50,762.70
HSC9146	**Statewide SS-OPM OSP EBD C**	**-116,915.82**		
RXFR	Transfer (Regular)	2,230,676.41	2,589,510.39	
WARR	Warrants	435,937.24	0.00	
				-39,812.56
HSC9147	**Statewide SS-EBD Oper 19-5-2**	**-124,419.51**		
RCPT	Receipt	0.00	942.19	
RXFR	Transfer (Regular)	1,401,156.02	2,332,873.22	
WARR	Warrants	954,338.49	0.00	
				-102,740.41
HSC9903	**Criminal Det Fac Rev**	**-8,822.44**		
RXFR	Transfer (Regular)	125,827.21	141,265.23	
WARR	Warrants	23,083.33	0.00	
				-1,177.13
HSC9909	**DIG Tax Appeals**	**0.00**		
RXFR	Transfer (Regular)	816.28	225,000.00	
WARR	Warrants	63,086.84	0.00	
				-161,096.88
HSC9914	**T/SS Operations**	**-165,347.69**		
RCPT	Receipt	0.00	2,237.08	
RXFR	Transfer (Regular)	1,932,539.34	2,552,291.03	
WARR	Warrants	471,143.64	0.00	
				-316,192.82
HTD0100	**Tax Division Fund-Oper**	**-1,826,326.20**		
RXFR	Transfer (Regular)	759,542.64	1,070,154.02	
WARR	Warrants	266,446.84	0.00	
				-1,870,490.74
HUA0000	**Miscellaneous Agencies**	**-15,554,357.91**		
GDIS	Distribution (General Fund)	0.00	72,860,695.00	
RXFR	Transfer (Regular)	73,815,258.12	7,996,284.89	
				-22,596,079.68
HUA0101	**Council State Govts Dues**	**0.00**		
RXFR	Transfer (Regular)	0.00	153,805.00	
WARR	Warrants	145,805.00	0.00	
				-8,000.00
HUA0102	**Natl Conf State Legislators**	**0.00**		
RXFR	Transfer (Regular)	0.00	168,722.00	
WARR	Warrants	168,722.00	0.00	
				0.00
HUA0103	**Nat'l Center State Courts**	**-142,724.00**		
RXFR	Transfer (Regular)	0.00	146,470.00	
WARR	Warrants	289,194.00	0.00	

Fund / Type	Fund Description / Type Description	Beginning Balance / Debits	Credits	Ending Balance
				0.00
HUA0104	**Nat'l Assoc Budget Officers**	**0.00**		
RXFR	Transfer (Regular)	63,100.00	83,903.00	
WARR	Warrants	20,800.00	0.00	
				-3.00
HUA0106	**Nat'l Governors Assoc Center**	**0.00**		
RXFR	Transfer (Regular)	0.00	83,800.00	
WARR	Warrants	83,800.00	0.00	
				0.00
HUA0107	**Southern States Energy Bd**	**0.00**		
RXFR	Transfer (Regular)	0.00	31,027.00	
WARR	Warrants	31,027.00	0.00	
				0.00
HUA0108	**Interstate Mining Compact**	**0.00**		
RXFR	Transfer (Regular)	0.00	17,219.00	
WARR	Warrants	17,219.00	0.00	
				0.00
HUA0109	**Nat'l Conf Insurance Leg**	**0.00**		
RXFR	Transfer (Regular)	0.00	20,000.00	
WARR	Warrants	20,000.00	0.00	
				0.00
HUA0110	**Nat'l Conf Uniform State Law**	**0.00**		
RXFR	Transfer (Regular)	0.00	37,950.00	
WARR	Warrants	37,950.00	0.00	
				0.00
HUA0111	**DHS Research Grants**	**0.00**		
RXFR	Transfer (Regular)	658,283.00	658,283.00	
				0.00
HUA0112	**Prostate Cancer Foundation**	**-10,374.97**		
RXFR	Transfer (Regular)	164.70	126,194.14	
SDIS	Distribution (Special Fund)	0.00	111,722.86	
SPEC	Special Reversing Entry	126,194.14	164.70	
WARR	Warrants	122,097.83	0.00	
				0.00
HUA0113	**DFA-Ach Intsive Care Nrsy-(62**	**0.00**		
RXFR	Transfer (Regular)	1,159,867.00	1,159,867.00	
				0.00
HUA0114	**DFA-Low Lvl Radioactv Wst-(6**	**0.00**		
RXFR	Transfer (Regular)	0.00	5,000.00	
WARR	Warrants	5,000.00	0.00	
				0.00
HUA0115	**Planning/Development Grants**	**0.00**		
RXFR	Transfer (Regular)	0.00	360,000.00	
WARR	Warrants	337,500.00	0.00	
				-22,500.00
HUA0116	**Interstate Metro Plan**	**-7,500.00**		
RXFR	Transfer (Regular)	0.00	90,000.00	
WARR	Warrants	97,500.00	0.00	
				0.00
HUA0118	**Intrastate MetroPlan**	**0.00**		

Fund	Fund Description	Beginning Balance		Ending Balance
Type	Type Description	Debits	Credits	
RXFR	Transfer (Regular)	0.00	90,000.00	
WARR	Warrants	90,000.00	0.00	
				0.00
HUA0119	**Public Defender Central Svc**	**-3,685.00**		
RXFR	Transfer (Regular)	0.00	34,372.00	
WARR	Warrants	38,057.00	0.00	
				0.00
HUA0120	**ACH Reproductive Health**	**0.00**		
RXFR	Transfer (Regular)	564,283.00	564,283.00	
				0.00
HUA0122	**Nat'l Assoc Attorney General**	**0.00**		
RXFR	Transfer (Regular)	0.00	47,159.00	
WARR	Warrants	47,159.00	0.00	
				0.00
HUA0123	**State/Local Legal Center**	**0.00**		
RXFR	Transfer (Regular)	0.00	316.00	
				-316.00
HUA0124	**Public Admin Consortium**	**0.00**		
RXFR	Transfer (Regular)	0.00	150,000.00	
WARR	Warrants	75,000.00	0.00	
				-75,000.00
HUA0126	**Innovation/Develop 1499/09**	**0.00**		
RXFR	Transfer (Regular)	229,034.00	229,034.00	
				0.00
HUA0127	**Museum of Discovery**	**0.00**		
RXFR	Transfer (Regular)	0.00	25,000.00	
WARR	Warrants	25,000.00	0.00	
				0.00
HUA0128	**ACH Burn Ctr Act 1290/07**	**0.00**		
RXFR	Transfer (Regular)	940,282.00	940,282.00	
				0.00
HUA0130	**UAMS Child A/R/DV**	**-5,470.58**		
RXFR	Transfer (Regular)	0.00	60,377.00	
WARR	Warrants	65,847.58	0.00	
				0.00
HUA0131	**UAMS Child Welfare Restruct**	**-27,348.00**		
RXFR	Transfer (Regular)	0.00	259,810.00	
WARR	Warrants	287,158.00	0.00	
				0.00
HUA0134	**The Energy Council**	**0.00**		
RXFR	Transfer (Regular)	0.00	38,400.00	
WARR	Warrants	38,400.00	0.00	
				0.00
HUA0138	**Delta Regional Authority**	**0.00**		
RXFR	Transfer (Regular)	0.00	181,004.27	
WARR	Warrants	171,904.27	0.00	
				-9,100.00
HUA0142	**S Reg Ed Board Dues**	**0.00**		
RXFR	Transfer (Regular)	0.00	208,508.00	
WARR	Warrants	208,508.00	0.00	

Fund / Type	Fund Description / Type Description	Beginning Balance / Debits	Credits	Ending Balance
				0.00
HUA0143	**Multistate Tax Commission**	**0.00**		
RXFR	Transfer (Regular)	0.00	331,402.00	
WARR	Warrants	285,402.00	0.00	
				-46,000.00
HUA0144	**Federation Tax Administrator**	**-15,217.00**		
RXFR	Transfer (Regular)	0.00	18,599.00	
WARR	Warrants	33,816.00	0.00	
				0.00
HUA0146	**Assoc Racing Commissioners**	**0.00**		
RXFR	Transfer (Regular)	0.00	18,700.00	
WARR	Warrants	18,700.00	0.00	
				0.00
HUA0148	**Mid-America Museum (0620)**	**0.00**		
RXFR	Transfer (Regular)	0.00	25,000.00	
WARR	Warrants	25,000.00	0.00	
				0.00
HUA0149	**Baby Sharon Cat III**	**0.00**		
RXFR	Transfer (Regular)	50,000.00	50,000.00	
				0.00
HUA0150	**Child Abuse Neglect-Program**	**0.00**		
RCPT	Receipt	0.00	1,166.66	
RXFR	Transfer (Regular)	0.00	1,007,340.16	
WARR	Warrants	966,657.19	0.00	
				-41,849.63
HUA0151	**Pregnancy Resource Center 0**	**0.00**		
RXFR	Transfer (Regular)	0.00	1,000,000.00	
				-1,000,000.00
HUA0229	**AR Fair Housing Commission**	**-6,768.40**		
RXFR	Transfer (Regular)	11,686.16	5,842.56	
WARR	Warrants	924.80	0.00	
				0.00
HUA022F	**FHC Fed Reminbursement Pro**	**-401,100.61**		
RXFR	Transfer (Regular)	401,100.61	1,732.04	
				-1,732.04
HUA0300	**Disabled Veteran's Operations**	**-101.21**		
RXFR	Transfer (Regular)	31,976.00	38,709.00	
WARR	Warrants	6,470.88	0.00	
				-363.33
HUA0400	**Veterans Child Welfare-Oprs-(**	**-4,430.62**		
RXFR	Transfer (Regular)	112,472.47	140,400.00	
WARR	Warrants	16,247.21	0.00	
				-16,110.94
HUA0501	**War Memorial GR (0900)**	**-9,897.66**		
RCPT	Receipt	0.00	113.18	
RXFR	Transfer (Regular)	268,547.74	316,328.64	
WARR	Warrants	49,415.87	0.00	
				-8,375.87
HUA0600	**Waterways Commission Opera**	**-5,166.25**		
RXFR	Transfer (Regular)	200,938.55	282,244.48	

Fund	Fund Description	Beginning Balance		Ending Balance
Type	Type Description	Debits	Credits	
WARR	Warrants	67,541.95	0.00	
				-18,930.23
HUA0702	**AHTD Transportation Projects**	**0.00**		
RXFR	Transfer (Regular)	0.00	325,000.00	
WARR	Warrants	325,000.00	0.00	
				0.00
HUA0801	**AEDC-SciTech Oper (790)**	**-34.97**		
RXFR	Transfer (Regular)	34.97	0.00	
				0.00
HUA0900	**Elec Comm-Oprs-(232)**	**-297,064.63**		
RCPT	Receipt	0.00	801.98	
RXFR	Transfer (Regular)	1,460,519.35	1,582,177.25	
WARR	Warrants	291,298.69	0.00	
				-128,225.82
HUA1100	**Spinal Cord Commission**	**-373,221.88**		
RCPT	Receipt	0.00	206.20	
RXFR	Transfer (Regular)	1,254,259.79	2,396,736.21	
WARR	Warrants	1,064,631.67	0.00	
				-451,272.83
HUA1501	**UAMS Rural Med Practice**	**0.00**		
RXFR	Transfer (Regular)	0.00	466,253.00	
WARR	Warrants	466,253.00	0.00	
				0.00
HUA1502	**UAMS Rural Nursing Practice**	**0.00**		
RXFR	Transfer (Regular)	0.00	210,000.00	
WARR	Warrants	210,000.00	0.00	
				0.00
HUA1503	**UAMS Poison & Drug Info Cen**	**0.00**		
RXFR	Transfer (Regular)	0.00	314,958.00	
WARR	Warrants	314,958.00	0.00	
				0.00
HUA1504	**AR Ctr for Health Imp 19-5-302**	**0.00**		
RXFR	Transfer (Regular)	0.00	525,000.00	
WARR	Warrants	525,000.00	0.00	
				0.00
HUA1505	**Child Abuse/Rape/Dom Violen**	**0.00**		
RXFR	Transfer (Regular)	0.00	350,000.00	
WARR	Warrants	350,000.00	0.00	
				0.00
HUA1800	**Martin Luther King-Gr-Oprs-(3**	**-3,121.04**		
RCPT	Receipt	0.00	18,717.00	
RXFR	Transfer (Regular)	253,562.39	298,600.00	
WARR	Warrants	66,172.52	0.00	
				-703.13
HUA1900	**Minority Health Operating**	**-1,960.48**		
RXFR	Transfer (Regular)	205,555.40	224,600.00	
WARR	Warrants	17,897.10	0.00	
				-3,107.98
HUA2201	**DVA Veterans Services**	**-18,096.05**		
RCPT	Receipt	0.00	1,440.14	

Fund	Fund Description	Beginning Balance		Ending Balance
Type	Type Description	Debits	Credits	
RXFR	Transfer (Regular)	237,368.76	371,208.54	
WARR	Warrants	148,395.62	0.00	
				-4,980.35
HUA2203	**DVA Veterans Cemetery**	**-6,602.20**		
RXFR	Transfer (Regular)	765,913.11	1,002,285.90	
WARR	Warrants	237,246.59	0.00	
				-5,728.40
HUA2206	**Veteran Service Officer Div**	**0.00**		
RCPT	Receipt	0.00	973.17	
RXFR	Transfer (Regular)	1,097,059.54	1,547,886.35	
WARR	Warrants	438,723.49	0.00	
				-13,076.49
HUA2207	**Veteran Service Officer Div**	**0.00**		
RXFR	Transfer (Regular)	0.00	287,000.00	
WARR	Warrants	123,500.00	0.00	
				-163,500.00
HUA2210	**Veterans Affairs**	**-121.52**		
RXFR	Transfer (Regular)	180,272.80	187,400.00	
WARR	Warrants	5,989.13	0.00	
				-1,259.59
HUA2300	**AR Ethics Commission**	**-6,102.45**		
RXFR	Transfer (Regular)	841,200.71	978,719.01	
WARR	Warrants	143,462.80	0.00	
				-157.95
HUA2400	**Tobacco Control Board-Oprs-(**	**-10,277.00**		
RXFR	Transfer (Regular)	6,124.43	272.73	
WARR	Warrants	4,425.30	0.00	
				0.00
HUA2401	**ATC Medical Marijuana Expens**	**-107,687.15**		
RXFR	Transfer (Regular)	929,300.24	825,072.73	
WARR	Warrants	3,459.64	0.00	
				0.00
HUA2502	**AEDC-Rural Srvs Div (790)**	**-0.19**		
RXFR	Transfer (Regular)	0.19	0.00	
				0.00
HUA2503	**AEDC-RS-GIF Admn Fee (790)**	**-2,107.18**		
RXFR	Transfer (Regular)	2,107.18	0.00	
				0.00
HUA2601	**DFA Building Auth (615)**	**-6,580.71**		
RCPT	Receipt	0.00	7,413.29	
RXFR	Transfer (Regular)	1,604,310.52	1,841,621.22	
WARR	Warrants	235,330.19	0.00	
				-15,974.51
HUA2700	**Capitol Zoning Commission**	**-1,933.48**		
RXFR	Transfer (Regular)	108,850.75	147,424.98	
WARR	Warrants	25,216.85	0.00	
				-15,290.86
HUA2800	**Judicial Disc&Disabl Comm (0**	**-11,530.51**		
RCPT	Receipt	0.00	18.34	
RXFR	Transfer (Regular)	459,725.37	637,159.02	

Fund / Type	Fund Description / Type Description	Beginning Balance / Debits	Credits	Ending Balance
WARR	Warrants	164,409.27	0.00	
				-24,573.23
HUA3100	**Racing Commission**	**-5,984.36**		
RCPT	Receipt	0.00	15.47	
RXFR	Transfer (Regular)	1,515,677.41	1,918,264.34	
WARR	Warrants	396,212.22	0.00	
				-12,374.54
HUA3200	**Parole Board**	**-25,899.22**		
RXFR	Transfer (Regular)	1,848,597.35	2,163,665.18	
WARR	Warrants	329,747.13	0.00	
				-11,219.92
HUA3520	**AgriDept L&P Shows (0400)**	**-331.00**		
RXFR	Transfer (Regular)	331.00	0.00	
				0.00
HUA3521	**Rural Fire Proection**	**0.00**		
RXFR	Transfer (Regular)	0.00	40,000.00	
WARR	Warrants	36,286.69	0.00	
				-3,713.31
HUA3522	**Meat Inspection GR**	**0.00**		
RXFR	Transfer (Regular)	75,600.73	102,957.74	
WARR	Warrants	13,157.99	0.00	
				-14,199.02
HUA3700	**ACL CLEST**	**-32,460.54**		
RADJ	Receipt Adjustment	82.55	82.55	
RCPT	Receipt	0.00	5,265.90	
RXFR	Transfer (Regular)	2,486,391.80	3,565,299.38	
SDIS	Distribution (Special Fund)	79.99	79.99	
SPEC	Special Reversing Entry	82.55	82.55	
WARR	Warrants	1,087,454.25	0.00	
				-29,179.77
HUA3701	**911 Training & Ed §19-5-302(9**	**-279,669.65**		
RXFR	Transfer (Regular)	60,991.94	250,932.80	
WARR	Warrants	66,728.75	0.00	
				-402,881.76
HUA3710	**Public Safety**	**-407.63**		
RXFR	Transfer (Regular)	407.63	0.00	
				0.00
HUA3800	**ACL GR Operations**	**-191,591.95**		
COFF	Checks Charged Off	50.00	0.00	
RCPT	Receipt	0.00	1,676,264.38	
RXFR	Transfer (Regular)	10,701,288.28	12,060,974.07	
SDIS	Distribution (Special Fund)	0.00	1,472,971.73	
SPEC	Special Reversing Entry	1,650,556.67	50.00	
WARR	Warrants	2,869,702.12	0.00	
				-180,255.06
HUA4000	**ADEM**	**-12,936.79**		
RXFR	Transfer (Regular)	6,308.00	13,871.78	
				-20,500.57
HUA4002	**ADEM 19-5-302(9) (0995)**	**-47.78**		
RCPT	Receipt	0.00	38.86	
RXFR	Transfer (Regular)	909.73	2,109.73	

Fund / Type	Fund Description / Type Description	Beginning Balance / Debits	Credits	Ending Balance
WARR	Warrants	613.03	0.00	
				-673.61
HUA4010	**ADEM EMPG**	**0.00**		
RXFR	Transfer (Regular)	75.00	150.00	
				-75.00
HUA4035	**EMPG GENERAL FUND 17**	**-1.30**		
RXFR	Transfer (Regular)	1.30	0.00	
				0.00
HUA4036	**EMPG General Revenue (0995)**	**-303.90**		
RXFR	Transfer (Regular)	767.14	1,202.00	
				-738.76
HUA4037	**EMPG General Fund 19 (0995)**	**-27,804.82**		
RCPT	Receipt	0.00	126,231.70	
RXFR	Transfer (Regular)	320,565.47	200,128.30	
WARR	Warrants	33,252.86	0.00	
				-346.49
HUA4038	**EMPG General Fund 20 (0995)**	**-73,263.82**		
RCPT	Receipt	0.00	1,380,899.79	
RXFR	Transfer (Regular)	2,597,785.08	1,710,601.33	
WARR	Warrants	566,979.86	0.00	
				0.00
HUA4039	**EMPG General Fund 2021**	**0.00**		
RCPT	Receipt	0.00	346,829.40	
RXFR	Transfer (Regular)	652,527.93	519,966.55	
WARR	Warrants	77,856.24	0.00	
				-136,411.78
HUA4080	**ADEM 100% State M&R**	**-8,389.62**		
RXFR	Transfer (Regular)	0.00	624.56	
				-9,014.18
HUA4100	**ABC Administration**	**-91,747.76**		
RCPT	Receipt	0.00	75.00	
RXFR	Transfer (Regular)	675,903.99	802,835.77	
WARR	Warrants	209,670.67	0.00	
				-9,083.87
HUA4101	**ABC ADMIN MEDICAL MARJ E**	**-22,892.06**		
RXFR	Transfer (Regular)	162,539.02	188,345.61	
WARR	Warrants	41,628.13	0.00	
				-7,070.52
HUA4200	**ABC Enforcement**	**-99,517.45**		
RXFR	Transfer (Regular)	90,022.79	0.00	
WARR	Warrants	9,494.66	0.00	
				0.00
HUA4201	**ABC Enforce Med Marij Exp 6/**	**-17,711.79**		
RXFR	Transfer (Regular)	17,560.05	0.00	
WARR	Warrants	151.74	0.00	
				0.00
HUA4202	**Regulatory Division**	**0.00**		
RCPT	Receipt	0.00	2,599.27	
RXFR	Transfer (Regular)	1,622,942.18	2,259,080.21	
WARR	Warrants	486,845.53	0.00	

Fund Type	Fund Description / Type Description	Beginning Balance / Debits	Credits	Ending Balance
				-151,891.77
HUA4203	**Enforce MMJ Expenses**	**0.00**		
RCPT	Receipt	0.00	418.75	
RXFR	Transfer (Regular)	685,581.32	1,129,524.00	
WARR	Warrants	308,571.91	0.00	
				-135,789.52
HUA4400	**Geology Department**	**-120,421.17**		
RCPT	Receipt	0.00	5,641.34	
RXFR	Transfer (Regular)	1,500,337.16	1,838,984.99	
WARR	Warrants	412,571.98	0.00	
				-52,138.36
HUA4700	**HUA-Assmt Coord Dept**	**-31,953.93**		
RXFR	Transfer (Regular)	453,188.79	422,283.36	
				-1,048.50
HUA4701	**Ad Valorem (0490)**	**-3,406,436.06**		
RCPT	Receipt	0.00	360.09	
RXFR	Transfer (Regular)	1,735,509.61	2,478,224.14	
WARR	Warrants	848,996.40	0.00	
				-3,300,514.28
HUA4800	**ASWCC General Revenue**	**-185,955.44**		
RCPT	Receipt	0.00	379.44	
RXFR	Transfer (Regular)	2,757,407.60	5,790,365.43	
WARR	Warrants	3,183,537.00	0.00	
				-35,755.71
HUA5000	**Ins Dept PECD Administration**	**-43,771.27**		
RXFR	Transfer (Regular)	3,841,554.82	4,231,188.91	
WARR	Warrants	402,960.58	0.00	
				-30,444.78
HUA5100	**OMIG-State (0035)**	**-18,357.98**		
RXFR	Transfer (Regular)	1,037,400.66	1,160,152.84	
WARR	Warrants	99,194.26	0.00	
				-41,915.90
HUA6101	**DFA DLEP Grants**	**-3,009.55**		
RCPT	Receipt	0.00	46,632.32	
RXFR	Transfer (Regular)	109,734.81	1,198,813.05	
WARR	Warrants	863,936.74	0.00	
				-274,783.37
HUA6111	**DDPC State (0610)**	**-932.53**		
RXFR	Transfer (Regular)	31,366.35	33,200.02	
WARR	Warrants	2,371.14	0.00	
				-395.06
HUA6501	**Health Services Operating**	**-29,892.95**		
RCPT	Receipt	0.00	24,000.00	
RXFR	Transfer (Regular)	332,445.77	409,423.02	
WARR	Warrants	97,778.36	0.00	
				-33,091.84
HUA7001	**AR Geographic Info 296/09**	**-34,253.44**		
RCPT	Receipt	0.00	1,995.23	
RXFR	Transfer (Regular)	1,036,739.72	1,345,395.79	
WARR	Warrants	312,876.18	0.00	
				-32,028.56

Fund / Type	Fund Description / Type Description	Beginning Balance / Debits	Credits	Ending Balance
HUA9031	**Juvenile Offend Transp19-5-30**	**-10,767.94**		
RXFR	Transfer (Regular)	8,067.96	26,000.00	
WARR	Warrants	20,582.61	0.00	
				-8,117.37
HUA9229	**DIG Fair Housing**	**0.00**		
RXFR	Transfer (Regular)	265,393.05	281,352.45	
WARR	Warrants	4,805.10	0.00	
				-11,154.30
HUA922F	**DIG AFHC Fed Reimb**	**0.00**		
RCPT	Receipt	0.00	219,624.70	
RXFR	Transfer (Regular)	398,356.14	411,586.62	
WARR	Warrants	58,159.64	0.00	
				-174,695.54
HUA9700	**National Guard Museum**	**-319.85**		
RCPT	Receipt	0.00	1,368.75	
RXFR	Transfer (Regular)	111,679.16	137,400.00	
WARR	Warrants	26,158.66	0.00	
				-1,250.78
HUA9800	**Sentencing Commission**	**-33,597.34**		
RXFR	Transfer (Regular)	197,267.60	288,534.23	
WARR	Warrants	89,870.23	0.00	
				-34,993.74
HUA9903	**Criminal Detent Comm 19-5-30**	**0.00**		
RXFR	Transfer (Regular)	0.00	6,000.00	
WARR	Warrants	1,793.74	0.00	
				-4,206.26
HUA9913	**Law Enfor Safety Ofc 19-5-302**	**-92.27**		
RXFR	Transfer (Regular)	75,044.32	80,968.06	
WARR	Warrants	6,015.79	0.00	
				-0.22
HUAAWIN	**AEDM AWIN Operations**	**-39,236.66**		
RCPT	Receipt	0.00	5,586.92	
RXFR	Transfer (Regular)	523,726.72	7,060,587.50	
WARR	Warrants	6,294,033.14	0.00	
				-287,651.22
HUAT136	**Fire Prevention Comm**	**-9,195.86**		
RXFR	Transfer (Regular)	210.87	27,280.09	
WARR	Warrants	31,626.21	0.00	
				-4,638.87
JAA0000	**Public School Fund**	**-215,173,211.22**		
AXFR	Advance Transfer	0.00	69,283,516.20	
GDIS	Distribution (General Fund)	0.00	2,152,101,873.80	
RCPT	Receipt	0.00	2,204.66	
RXFR	Transfer (Regular)	2,857,006,597.04	687,164,673.76	
				-266,718,882.60
JAA0200	**Public School Education**	**0.00**		
RXFR	Transfer (Regular)	276,198,009.60	298,312,010.40	
				-22,114,000.80
JAA0400	**Public Sch-2dq Empl Blnkt Prg**	**0.00**		
RXFR	Transfer (Regular)	147,690.00	147,690.00	

Fund Type	Fund Description / Type Description	Beginning Balance / Debits	Credits	Ending Balance
				0.00
JAA1001	**PSF-Sae**	**-19,505,693.72**		
RCPT	Receipt	0.00	60,355.00	
RXFR	Transfer (Regular)	147,000,000.00	2,176,037,892.80	
WARR	Warrants	2,047,168,797.00	0.00	
				-1,435,144.52
JAA1002	**PSF-Misc Programs-(500)**	**-20,647,815.66**		
RCPT	Receipt	0.00	5,603,839.51	
RXFR	Transfer (Regular)	26,214,385.48	720,058,127.11	
WARR	Warrants	713,008,920.37	0.00	
				-7,086,476.43
JAA1004	**AR Public School Computer N**	**-3,171,734.67**		
RCPT	Receipt	0.00	10,748.34	
RXFR	Transfer (Regular)	2,629,843.79	20,359,292.11	
WARR	Warrants	20,128,841.20	0.00	
				-783,090.13
JAA1006	**Public School Teachers Salary**	**-135,750.15**		
RXFR	Transfer (Regular)	1,752,560.62	1,854,343.12	
SDIS	Distribution (Special Fund)	0.00	1,600,089.57	
SPEC	Special Reversing Entry	1,854,343.12	16,720.90	
				0.00
JAA1009	**ADE Education Renewal Zones**	**-134,476.33**		
RCPT	Receipt	0.00	23,268.50	
RXFR	Transfer (Regular)	63,585.69	1,218,334.48	
WARR	Warrants	1,152,340.95	0.00	
				-160,152.67
JAA1011	**PS AR Better Chance**	**-2,880,354.48**		
RCPT	Receipt	0.00	757,888.35	
RXFR	Transfer (Regular)	500,000.00	110,766,500.00	
WARR	Warrants	110,287,998.10	0.00	
				-3,616,744.73
JAA1013	**98% URT Coll Adj Act 229/07 S**	**-3,410,757.81**		
RCPT	Receipt	0.00	104,622.00	
RXFR	Transfer (Regular)	0.00	27,397,177.00	
WARR	Warrants	30,807,934.00	0.00	
				-104,622.81
JAA1014	**ERATE Credits - DIS (0500)**	**0.00**		
RCPT	Receipt	0.00	3,651,068.94	
RXFR	Transfer (Regular)	3,651,068.94	0.00	
				0.00
JAA1018	**OE Charter Fac Grant 19-5-305**	**-217,433.22**		
RXFR	Transfer (Regular)	0.00	11,500,000.00	
WARR	Warrants	8,906,489.60	0.00	
				-2,810,943.62
JAA1019	**RISE (0500)**	**-91,392.33**		
WARR	Warrants	1,184.25	0.00	
				-90,208.08
JAA1020	**EdComp Reform**	**-36,019,336.01**		
RCPT	Receipt	0.00	49,856.96	
WARR	Warrants	28,166,808.35	0.00	
				-7,902,384.62

Fund / Type	Fund Description / Type Description	Beginning Balance / Debits	Credits	Ending Balance
JAA1021	**Teacher Salary Equal**	**0.00**		
RCPT	Receipt	0.00	1,554.60	
RXFR	Transfer (Regular)	0.00	24,181,000.00	
WARR	Warrants	24,181,655.85	0.00	
				-898.75
JAA1022	**Public School Emp Health Ins**	**0.00**		
RXFR	Transfer (Regular)	0.00	35,000,000.00	
WARR	Warrants	35,000,000.00	0.00	
				0.00
JSL0000	**State Library**	**-872,042.63**		
GDIS	Distribution (General Fund)	0.00	5,641,919.00	
RCPT	Receipt	0.00	4,050.00	
WARR	Warrants	5,418,905.00	0.00	
				-1,099,106.63
JWE0000	**Public Sch-Career Ed**	**-5,847,386.87**		
GDIS	Distribution (General Fund)	0.00	30,868,452.00	
RXFR	Transfer (Regular)	29,988,199.28	872,146.23	
				-7,599,785.82
JWE0200	**PSF for AR Works**	**-1,754,319.50**		
RXFR	Transfer (Regular)	6,297,812.17	8,596,277.70	
WARR	Warrants	1,577,015.74	0.00	
				-2,475,769.29
JWE0301	**Public School Car Ed**	**-6,738,735.14**		
RCPT	Receipt	0.00	279,156.73	
RXFR	Transfer (Regular)	6,905,204.39	26,887,908.63	
WARR	Warrants	20,690,886.63	0.00	
				-6,309,709.48
JWE0500	**Public Sch-Workforce Ed**	**-326,548.18**		
RCPT	Receipt	0.00	83,855.75	
RXFR	Transfer (Regular)	1,700,000.00	25,379,848.05	
WARR	Warrants	23,071,127.87	0.00	
				-1,019,124.11
KBM0000	**86th Legislative GIF §19-5-100**	**0.00**		
RXFR	Transfer (Regular)	2,306.25	2,306.25	
				0.00
KBM752H	**Constr/Maint**	**-2,306.25**		
RXFR	Transfer (Regular)	2,306.25	0.00	
				0.00
KBN168S	**SearcyCo-Oper/Cnst87 1443/0**	**-22,752.74**		
WARR	Warrants	22,752.74	0.00	
				0.00
KBN669Q	**AR Fallen Fire Mem87 1443/09**	**-9,365.95**		
WARR	Warrants	6,799.23	0.00	
				-2,566.72
KBQ0000	**89th Session GIF Leg 19-5-100**	**0.00**		
RXFR	Transfer (Regular)	9,842.08	9,842.08	
				0.00
KBQ1J23	**EACC Const/Maint/Library**	**-250,000.00**		
WARR	Warrants	130,617.07	0.00	
				-119,382.93

Fund / Type	Fund Description / Type Description	Beginning Balance / Debits	Credits	Ending Balance
KBQ1J69	**BLR Vision 2025 Leg Commiss**	**-9,842.08**		
RXFR	Transfer (Regular)	9,842.08	0.00	
				0.00
KBQ6W91	**Health Info Technoogy-GIF**	**-10,614.85**		
WARR	Warrants	1,430.76	0.00	
				-9,184.09
KBR0000	**90th Session GIF Leg (0610)**	**0.00**		
RXFR	Transfer (Regular)	2,576.87	2,576.87	
				0.00
KBR1Q22	**Autism Awareness (0135)**	**-25,811.47**		
WARR	Warrants	23,138.82	0.00	
				-2,672.65
KBR1T21	**UA System Inst/Entit (0135)**	**-613,965.09**		
WARR	Warrants	56,300.77	0.00	
				-557,664.32
KBR4N97	**Ester Unit Expenses (0480)**	**-1,130.73**		
WARR	Warrants	78.10	0.00	
				-1,052.63
KBR4N98	**Female Work Release (0480)**	**-881,111.18**		
WARR	Warrants	13,442.17	0.00	
				-867,669.01
KBR4Q95	**Existing Fac Maint (0480)**	**-2,289,692.41**		
RXFR	Transfer (Regular)	0.00	586.83	
WARR	Warrants	317,184.34	0.00	
				-1,973,094.90
KBR5Q39	**Computer Sci Init (0500)**	**-864,007.90**		
RXFR	Transfer (Regular)	0.00	513.93	
WARR	Warrants	65,040.11	0.00	
				-799,481.72
KBR5R07	**Blind Sch Prop/Fac (0510)**	**-12,011.01**		
WARR	Warrants	12,010.89	0.00	
				-0.12
KBR7Q59	**Public Works/JobTrng (0790)**	**-52.36**		
RXFR	Transfer (Regular)	52.36	0.00	
				0.00
KBR9Q53	**CLEST Real Prop/Fac (0950)**	**-37,604.46**		
RXFR	Transfer (Regular)	0.00	31.40	
WARR	Warrants	6,802.19	0.00	
				-30,833.67
KBR9R43	**Real Prop/Facilities (0955)**	**-2,524.51**		
RXFR	Transfer (Regular)	2,524.51	0.00	
				0.00
KBS3W30	**Juv Resentencing Exp (0324)**	**-307,065.57**		
WARR	Warrants	25,856.55	0.00	
				-281,209.02
KBS5W24	**Capital Balances (0582)**	**-4,678.33**		
RXFR	Transfer (Regular)	522.83	0.00	
WARR	Warrants	2,034.42	0.00	
				-2,121.08
KBSAW66	**Camden Site Dorm (0115)**	**-41,006.90**		

Fund / Type	Fund Description / Type Description	Beginning Balance / Debits	Credits	Ending Balance
WARR	Warrants	40,875.48	0.00	
				-131.42
KBSBW18	**McPherson Visit Ctr (0480)**	**-4,993.10**		
WARR	Warrants	4,299.75	0.00	
				-693.35
KBSCW28	**Capital Balances (0552)**	**-29,733.16**		
RXFR	Transfer (Regular)	20.15	2,130.36	
WARR	Warrants	23,711.02	0.00	
				-8,132.35
KBSCX13	**CRTI-GR Fund Bal to GIF - 91s**	**-390,590.96**		
WARR	Warrants	269,977.03	0.00	
				-120,613.93
KBSEW31	**Economic Stimulus (0790)**	**-25,000.55**		
WARR	Warrants	25,000.00	0.00	
				-0.55
KBSFW18	**Varner/Tucker Const (0480)**	**-63,051.61**		
RXFR	Transfer (Regular)	0.00	417.05	
WARR	Warrants	58,448.85	0.00	
				-5,019.81
KBSHW18	**Tucker Unit Water (0480)**	**-1,093,848.00**		
WARR	Warrants	116,411.36	0.00	
				-977,436.64
KCA5Y31	**Cap Proj/Fac Imp**	**-349,092.69**		
RXFR	Transfer (Regular)	0.00	254,500.98	
WARR	Warrants	603,593.67	0.00	
				0.00
KCA7Y44	**Spay/Neuter Grants**	**-40,500.00**		
WARR	Warrants	21,000.00	0.00	
				-19,500.00
KCAAY10	**Const/Renov/Maint**	**-2,450,000.00**		
WARR	Warrants	2,450,000.00	0.00	
				0.00
KCAAY47	**Grants and/or Loans**	**-247,250.00**		
WARR	Warrants	247,250.00	0.00	
				0.00
KCABY30	**Cap Proj/Fac Imp**	**-537,738.05**		
RXFR	Transfer (Regular)	1,591.09	3,332.64	
WARR	Warrants	164,500.98	0.00	
				-374,978.62
KCABY35	**Real Prop/Facilities**	**-32,015.45**		
WARR	Warrants	32,015.45	0.00	
				0.00
KCACY47	**Econ Stimul Activity**	**-1,075,000.00**		
WARR	Warrants	999,980.00	0.00	
				-75,020.00
KCAFY57	**Cossatot Def Maint**	**-135,830.84**		
WARR	Warrants	135,830.84	0.00	
				0.00
KCAGY47	**Grt Match Fund/Loans**	**-375,000.00**		
RXFR	Transfer (Regular)	25,000.00	0.00	

Fund / Type	Fund Description / Type Description	Beginning Balance / Debits	Credits	Ending Balance
WARR	Warrants	50,000.00	0.00	
				-300,000.00
KCAHY47	**AEDC Grants/Loans**	**-1,175,000.00**		
WARR	Warrants	800,000.00	0.00	
				-375,000.00
KCB0000	**Dev & Enhance 93rd**	**0.00**		
RXFR	Transfer (Regular)	665,481.37	665,481.37	
				0.00
KCB4AE4	**Real Property & Fac**	**0.00**		
RXFR	Transfer (Regular)	0.00	2,250,000.00	
WARR	Warrants	2,250,000.00	0.00	
				0.00
KCBAAA2	**Constr, Renov, Maint**	**0.00**		
RXFR	Transfer (Regular)	0.00	4,235,666.00	
WARR	Warrants	3,529,668.25	0.00	
				-705,997.75
KCBAAA7	**UA System Contr**	**0.00**		
RXFR	Transfer (Regular)	200,000.00	10,782,000.00	
WARR	Warrants	10,582,000.00	0.00	
				0.00
KCBAAE9	**Lease Payments**	**0.00**		
RXFR	Transfer (Regular)	2,875,543.12	16,980,543.12	
WARR	Warrants	14,105,000.00	0.00	
				0.00
KCBAAG6	**HBCU Grants**	**0.00**		
RXFR	Transfer (Regular)	0.00	4,000,000.00	
WARR	Warrants	4,000,000.00	0.00	
				0.00
KCBAAG8	**Grants and/or Loans**	**0.00**		
RXFR	Transfer (Regular)	0.00	1,090,366.00	
WARR	Warrants	1,090,366.00	0.00	
				0.00
KCBBAG7	**Grants and/or Loans**	**0.00**		
RXFR	Transfer (Regular)	600,000.00	7,228,000.00	
WARR	Warrants	6,627,999.94	0.00	
				-0.06
KCBDAG7	**Econ Stimulus**	**0.00**		
RXFR	Transfer (Regular)	2,000,000.00	7,800,000.00	
WARR	Warrants	3,004,006.00	0.00	
				-2,795,994.00
KCBEAG1	**Capital Bal RTE Xfer**	**0.00**		
RXFR	Transfer (Regular)	0.00	392,296.45	
				-392,296.45
KCBIAG7	**Grants and/or Loans**	**0.00**		
RXFR	Transfer (Regular)	0.00	1,003,080.00	
WARR	Warrants	673,080.00	0.00	
				-330,000.00
KCBTI00	**Dev&Enhance Tech Inst 93rd (**	**0.00**		
RXFR	Transfer (Regular)	646,797.43	650,756.17	
				-3,958.74

Fund Type	Fund Description / Type Description	Beginning Balance / Debits	Credits	Ending Balance
MAA0000	**Area Agencies on Aging**	**-13,244.80**		
RXFR	Transfer (Regular)	8,499.00	6,541.00	
				-11,286.80
MAB0100	**State Athletic Comm-Operatio**	**-59,199.25**		
RCPT	Receipt	0.00	60,160.87	
RXFR	Transfer (Regular)	42,121.37	2,044.43	
WARR	Warrants	36,228.10	0.00	
				-43,055.08
MAC0100	**Wtr Sewer Solid Mgmt-(455)**	**-12,811,442.27**		
RADJ	Receipt Adjustment	619.79	619.79	
RCPT	Receipt	0.00	2,525,358.86	
RXFR	Transfer (Regular)	46,151.50	15,573.20	
WARR	Warrants	847,203.68	0.00	
				-14,459,019.15
MAE0000	**ADEQ Abandoned Mine Reclai**	**-48,118.61**		
RCPT	Receipt	0.00	2,301,938.95	
RXFR	Transfer (Regular)	0.00	6.29	
WARR	Warrants	2,345,044.21	0.00	
				-5,019.64
MAF0000	**Surface Coal Mine**	**-146,022.29**		
RCPT	Receipt	0.00	200.00	
WARR	Warrants	51.22	0.00	
				-146,171.07
MBB0100	**Bail Bondsman Board**	**-82,132.93**		
RCPT	Receipt	0.00	98,030.81	
RXFR	Transfer (Regular)	245,509.97	358,656.40	
WARR	Warrants	148,374.50	0.00	
				-144,935.67
MBB0200	**Bail Bondsman-Holding (0211)**	**-348,090.00**		
RADJ	Receipt Adjustment	207,119.30	105,164.83	
RCPT	Receipt	0.00	457,130.00	
RXFR	Transfer (Regular)	348,090.00	0.00	
SDIS	Distribution (Special Fund)	0.00	450,044.47	
SPEC	Special Reversing Entry	560,689.65	103,559.65	
				-348,090.00
MBC0000	**ADH Breast Cancer**	**-7,120,549.12**		
RCPT	Receipt	0.00	352.83	
RXFR	Transfer (Regular)	4,066,277.52	3,988,951.68	
SDIS	Distribution (Special Fund)	0.00	2,823,469.14	
SPEC	Special Reversing Entry	3,189,282.23	4,246.42	
				-6,682,009.44
MBD0100	**Sustainable Building (615)**	**-11,174,968.69**		
RCPT	Receipt	0.00	1,076,384.08	
RXFR	Transfer (Regular)	2,031,991.08	633,791.98	
				-10,853,153.67
MBD0125	**ASUJ SUS BLDG DESIGN (012**	**0.00**		
RXFR	Transfer (Regular)	633,791.98	663,721.45	
WARR	Warrants	29,929.47	0.00	
				0.00
MBD0145	**UALR Sustainable BldDsgn 01**	**0.00**		
RXFR	Transfer (Regular)	0.00	633,791.98	

Fund / Type	Fund Description / Type Description	Beginning Balance / Debits	Credits	Ending Balance
				-633,791.98
MBD1000	**Sustainable Bldg/Design LN H**	**0.00**		
RXFR	Transfer (Regular)	0.00	734,477.65	
				-734,477.65
MBL0000	**Special Military**	**-500,000.00**		
RXFR	Transfer (Regular)	258,024.00	0.00	
				-241,976.00
MBR0100	**Breast Cancer Research**	**-73,349.65**		
RXFR	Transfer (Regular)	1,185.14	892,151.05	
SDIS	Distribution (Special Fund)	0.00	789,823.26	
SPEC	Special Reversing Entry	892,151.05	1,185.14	
WARR	Warrants	863,172.91	0.00	
				0.00
MBR0200	**UAMS S Komen Plate (0150)**	**-18,099.57**		
RXFR	Transfer (Regular)	0.00	173,053.06	
SDIS	Distribution (Special Fund)	0.00	152,032.54	
SPEC	Special Reversing Entry	173,053.06	0.00	
WARR	Warrants	170,132.11	0.00	
				0.00
MCA0000	**AR Child Advocacy (0150)**	**-2,739.40**		
WARR	Warrants	2,739.40	0.00	
				0.00
MCA0100	**AR Child's Advoc Ctr19-5-126(**	**0.00**		
COFF	Checks Charged Off	25.00	0.00	
RADJ	Receipt Adjustment	50.00	50.00	
RCPT	Receipt	0.00	55,600.65	
				-55,575.65
MCC0100	**DHS-Consld Cost-Opr**	**-358,766.65**		
RADJ	Receipt Adjustment	13,995.00	13,995.00	
RCPT	Receipt	0.00	457,475.82	
RXFR	Transfer (Regular)	0.00	5,520.12	
SDIS	Distribution (Special Fund)	0.00	0.00	
SPEC	Special Reversing Entry	9,090.00	9,090.00	
WARR	Warrants	585,043.45	0.00	
				-236,719.14
MCD0100	**DFA ADAP Grants**	**-693.13**		
RCPT	Receipt	0.00	274,278.00	
RXFR	Transfer (Regular)	0.00	15,000.00	
WARR	Warrants	288,721.13	0.00	
				-1,250.00
MCE0000	**Child Support Enforcement**	**0.00**		
GDIS	Distribution (General Fund)	0.00	12,619,632.00	
RXFR	Transfer (Regular)	12,619,632.00	0.00	
				0.00
MCE0100	**Child Support Enforcement**	**-5,144,283.61**		
RCPT	Receipt	0.00	137,306.94	
RXFR	Transfer (Regular)	37,490,585.92	57,628,566.45	
WARR	Warrants	24,421,234.12	0.00	
				-998,336.96
MCE0200	**Child Support Enf GR Hldg**	**0.00**		
RCPT	Receipt	0.00	11,066,506.65	

Fund / Type	Fund Description / Type Description	Beginning Balance / Debits	Credits	Ending Balance
RXFR	Transfer (Regular)	9,266,449.14	0.00	
				-1,800,057.51
MCE0300	**Child Sprt Enf-Oth Fd Hldg**	**-4,926,182.72**		
RCPT	Receipt	0.00	761,035.20	
RXFR	Transfer (Regular)	5,671,331.67	5,000,000.00	
				-5,015,886.25
MCE0400	**Child Support Enf Fed**	**0.00**		
RCPT	Receipt	0.00	26,174,205.00	
RXFR	Transfer (Regular)	24,174,205.00	0.00	
				-2,000,000.00
MCE0500	**Child Support Enf Claims**	**0.00**		
RCPT	Receipt	0.00	6,201,428.64	
RXFR	Transfer (Regular)	5,510,124.31	0.00	
				-691,304.33
MCF0000	**Constitutional Officers**	**-55,009,142.49**		
CTAX	Claims & Taxes	27.16	0.00	
DXFR	Transfer (Deduction)	0.00	100,777,240.29	
RADJ	Receipt Adjustment	96,201.03	96,201.03	
RXFR	Transfer (Regular)	135,877,170.36	32,406,518.98	
SDIS	Distribution (Special Fund)	0.00	892,243.89	
SPEC	Special Reversing Entry	1,007,117.77	0.00	
				-52,200,830.36
MCF0200	**Constitutional Officers House**	**-1,640,426.80**		
RXFR	Transfer (Regular)	1,252,683.60	2,135,600.39	
WARR	Warrants	1,145,893.37	0.00	
				-1,377,450.22
MCF0500	**Constitutional Officers Senate**	**-2,276,311.68**		
RCPT	Receipt	0.00	155.00	
RXFR	Transfer (Regular)	1,949,504.37	3,149,000.00	
WARR	Warrants	311,605.97	0.00	
				-3,164,356.34
MCF3400	**Constitutional Officers Gov**	**-204,250.00**		
RXFR	Transfer (Regular)	186,412.50	0.00	
WARR	Warrants	2,000.00	0.00	
				-15,837.50
MCF5900	**Constl Officers-Auditor Of St-**	**-3,723,051.17**		
RADJ	Receipt Adjustment	15,382.13	15,382.13	
RCPT	Receipt	0.00	3,937,850.26	
RXFR	Transfer (Regular)	3,649,972.44	0.00	
WARR	Warrants	442,766.09	0.00	
				-3,568,162.90
MCF5901	**Const Off-Auditor Unapp (005**	**-419,353.46**		
RCPT	Receipt	0.00	2,418.42	
RXFR	Transfer (Regular)	0.00	60,150,095.00	
WARR	Warrants	57,334,318.24	0.00	
				-3,237,548.64
MCJ0000	**County Jail Reimbursement**	**0.00**		
AXFR	Advance Transfer	0.00	4,675,000.00	
GDIS	Distribution (General Fund)	0.00	14,690,944.00	
RXFR	Transfer (Regular)	22,861,146.72	3,495,202.72	
				0.00

Fund / Type	Fund Description / Type Description	Beginning Balance / Debits	Credits	Ending Balance
MCJ0480	**County Jail Reimburse ADC**	**-1,223,020.63**		
RXFR	Transfer (Regular)	2,502,272.54	1,784,457.91	
WARR	Warrants	482,016.00	0.00	
				-23,190.00
MCJ0485	**County Jail Reimburse ADCC**	**-116,392.00**		
RXFR	Transfer (Regular)	36,956.00	0.00	
WARR	Warrants	70,046.00	0.00	
				-9,390.00
MCJ9903	**County Jail Reimburs**	**0.00**		
RXFR	Transfer (Regular)	1,610,224.81	22,909,785.81	
WARR	Warrants	20,492,169.00	0.00	
				-807,392.00
MCJHOLD	**County Jail Reimb Hold (0480)**	**-2,500,000.00**		
RXFR	Transfer (Regular)	1,188,326.37	0.00	
				-1,311,673.63
MCR0200	**AOC Court Report (0023)**	**-12,267.85**		
RXFR	Transfer (Regular)	9,317,708.92	10,596,831.45	
WARR	Warrants	1,283,995.60	0.00	
				-7,394.78
MCV0000	**Co Voting Sys Grant Act 1189/**	**-1,638,353.29**		
RCPT	Receipt	0.00	1,151,682.89	
SDIS	Distribution (Special Fund)	0.00	1,040,509.20	
SPEC	Special Reversing Entry	1,151,682.89	0.00	
WARR	Warrants	1,258,562.89	0.00	
				-1,420,299.60
MDA0100	**Drug/Alcohol Abuse Prev/Trea**	**-1,405,817.17**		
RCPT	Receipt	0.00	22,579,172.36	
RXFR	Transfer (Regular)	343,382.49	2,474,323.27	
SDIS	Distribution (Special Fund)	0.00	42,728.75	
SPEC	Special Reversing Entry	47,004.42	0.00	
WARR	Warrants	24,335,377.12	0.00	
				-1,776,277.52
MDR0000	**Imme Disaster Response1951**	**-107,682.61**		
RCPT	Receipt	0.00	3.07	
RXFR	Transfer (Regular)	382.54	56,461.62	
WARR	Warrants	17,094.03	0.00	
				-146,670.73
MDT0100	**Law/Pros Drug Enf Training**	**-2,010.28**		
RXFR	Transfer (Regular)	0.00	22,870.31	
WARR	Warrants	21,605.30	0.00	
				-3,275.29
MEE0000	**Environmental Ed Fund**	**-137,184.43**		
RCPT	Receipt	0.00	94,363.62	
WARR	Warrants	61,683.13	0.00	
				-169,864.92
MEM0000	**Emergency Med Svcs (0645)**	**-168,825.68**		
RCPT	Receipt	0.00	44,490.00	
RXFR	Transfer (Regular)	10.98	73.88	
SDIS	Distribution (Special Fund)	0.00	42,884.80	
SPEC	Special Reversing Entry	44,520.00	60.00	
WARR	Warrants	29,033.99	0.00	

Fund	Fund Description	Beginning Balance		Ending Balance
Type	Type Description	Debits	Credits	
				-182,769.39
MER0100	**Computer & Elec Recycling-O**	**-115,725.69**		
RCPT	Receipt	0.00	7,574.00	
RXFR	Transfer (Regular)	0.00	255,264.76	
WARR	Warrants	61,242.05	0.00	
				-317,322.40
MFA0000	**Agri Fair 19-5-1272**	**0.00**		
RXFR	Transfer (Regular)	789,272.00	789,272.00	
				0.00
MFA0100	**Agri Fair - Cty Fair**	**0.00**		
RXFR	Transfer (Regular)	0.00	580,272.00	
WARR	Warrants	580,272.00	0.00	
				0.00
MFA0200	**Agri Fair-4 Sts Fair**	**0.00**		
RXFR	Transfer (Regular)	0.00	30,000.00	
WARR	Warrants	30,000.00	0.00	
				0.00
MFA0300	**Agri Fair-AR-OK Fair**	**0.00**		
RXFR	Transfer (Regular)	0.00	30,000.00	
WARR	Warrants	30,000.00	0.00	
				0.00
MFA0400	**Agri Fair-AR St Fair**	**0.00**		
RXFR	Transfer (Regular)	0.00	84,000.00	
WARR	Warrants	84,000.00	0.00	
				0.00
MFA0500	**Agri Fair - Oper**	**0.00**		
RXFR	Transfer (Regular)	2,141,238.28	2,157,000.00	
WARR	Warrants	7,500.00	0.00	
				-8,261.72
MFA0600	**County & District Fairs (0400)**	**0.00**		
RXFR	Transfer (Regular)	0.00	1,046,000.00	
WARR	Warrants	1,046,000.00	0.00	
				0.00
MFF0100	**Nonpartisan Fil Fee -19-5-1225**	**-1,884,013.12**		
RCPT	Receipt	0.00	198,690.00	
RXFR	Transfer (Regular)	100,000.00	0.00	
				-1,982,703.12
MFP0100	**Fire Protection Lic Board-Ope**	**-598,203.91**		
RCPT	Receipt	0.00	266,656.00	
RXFR	Transfer (Regular)	129,664.80	1,283.88	
WARR	Warrants	31,104.95	0.00	
				-705,374.04
MFT0000	**Trans Research (0090)**	**-90,546.00**		
RXFR	Transfer (Regular)	21,591.90	521,591.90	
				-590,546.00
MGA0000	**AR AGRI MKTING GRNT 19-5-**	**-304,532.50**		
RXFR	Transfer (Regular)	1,582.18	488,577.40	
WARR	Warrants	519,529.38	0.00	
				-271,998.34
MHC0100	**Div Information System Revol**	**-7,262,619.06**		

Fund	Fund Description	Beginning Balance		Ending Balance
Type	**Type Description**	**Debits**	**Credits**	
COFF	Checks Charged Off	179.08	0.00	
RCPT	Receipt	0.00	68,542,334.36	
RXFR	Transfer (Regular)	14,695,622.54	1,519,240.00	
WARR	Warrants	58,322,838.46	0.00	
				-4,305,553.34
MHC0400	**DIS E-RATE REIMBURSEMENT**	**-2,747,479.12**		
RCPT	Receipt	0.00	1,907,099.59	
WARR	Warrants	4,298,676.52	0.00	
				-355,902.19
MHD0100	**Computer Srvs Reserve**	**-1,063,404.63**		
RXFR	Transfer (Regular)	0.00	1,200,000.00	
WARR	Warrants	1,661,246.14	0.00	
				-602,158.49
MHF0000	**Health Facility Svc Revolving**	**-1,765,586.79**		
COFF	Checks Charged Off	2,000.00	0.00	
RADJ	Receipt Adjustment	38,400.00	53,090.00	
RCPT	Receipt	0.00	564,243.00	
RXFR	Transfer (Regular)	418,644.66	28,753.56	
SDIS	Distribution (Special Fund)	0.00	565,454.46	
SPEC	Special Reversing Entry	622,557.00	45,624.00	
				-1,941,150.15
MHI0101	**Health Infor Tech 19-5-1244**	**-7,195,234.38**		
RCPT	Receipt	0.00	4,264,375.51	
RXFR	Transfer (Regular)	1,191,636.49	537,372.47	
SDIS	Distribution (Special Fund)	0.00	4,124,451.98	
SPEC	Special Reversing Entry	4,264,375.51	0.00	
				-10,665,422.34
MHR0100	**AR Home Inspectors Reg**	**-553,177.76**		
COFF	Checks Charged Off	1,300.00	0.00	
RCPT	Receipt	0.00	137,105.00	
RXFR	Transfer (Regular)	62,377.84	210.50	
WARR	Warrants	16,489.45	0.00	
				-610,325.97
MHS0100	**Highway Safety Special-904 O**	**-353,063.65**		
COFF	Checks Charged Off	10,500.00	0.00	
RCPT	Receipt	0.00	813,970.00	
RXFR	Transfer (Regular)	0.00	397,438.44	
WARR	Warrants	409,675.58	0.00	
				-1,144,296.51
MHT0100	**Tuition Adj-Funding**	**0.00**		
RXFR	Transfer (Regular)	347,301.00	347,301.00	
				0.00
MIA0000	**Innovate AR Act 1596/07 (0790**	**-84,952.04**		
RCPT	Receipt	0.00	125.58	
				-85,077.62
MIF0000	**WF Init Act 2015 19-5-1257**	**-1,007,934.08**		
RCPT	Receipt	0.00	1,006.20	
RXFR	Transfer (Regular)	0.00	6,000,000.00	
WARR	Warrants	6,443,261.64	0.00	
				-565,678.64
MIH0000	**AR Industrial Hemp (0400)**	**-91,585.27**		

Fund	Fund Description	Beginning Balance		Ending Balance
Type	**Type Description**	**Debits**	**Credits**	
RCPT	Receipt	0.00	46,250.00	
RXFR	Transfer (Regular)	39,392.09	504.24	
SDIS	Distribution (Special Fund)	0.00	45,533.11	
SPEC	Special Reversing Entry	46,250.00	0.00	
WARR	Warrants	6,649.41	0.00	
				-91,581.12
MJA0000	**Crime Information System**	**0.00**		
GDIS	Distribution (General Fund)	0.00	2,541,309.00	
RXFR	Transfer (Regular)	2,729,289.00	187,980.00	
				0.00
MJA0100	**Crime Information System**	**-5,096,612.41**		
COFF	Checks Charged Off	112.50	0.00	
RADJ	Receipt Adjustment	10.00	490.00	
RCPT	Receipt	0.00	3,863,452.17	
RXFR	Transfer (Regular)	3,989,443.35	2,776,302.87	
SDIS	Distribution (Special Fund)	0.00	2,817,517.72	
SPEC	Special Reversing Entry	3,141,878.80	3,091.70	
WARR	Warrants	2,865,882.00	0.00	
				-4,560,140.22
MJB0101	**Justice Build Maint (615)**	**-239,429.53**		
RXFR	Transfer (Regular)	0.00	25,571.08	
WARR	Warrants	90,077.75	0.00	
				-174,922.86
MJC0100	**Mun Crt Judge Clerk Educ-Op**	**-39,832.20**		
RXFR	Transfer (Regular)	0.00	30,000.00	
WARR	Warrants	38,711.38	0.00	
				-31,120.82
MJF0100	**Judicial Fine Coll Enhance Op**	**-1,438,279.42**		
COFF	Checks Charged Off	10,406.45	0.00	
RADJ	Receipt Adjustment	3,920.00	2,790.00	
RCPT	Receipt	0.00	5,082,874.32	
RXFR	Transfer (Regular)	3,027,479.65	432,336.75	
WARR	Warrants	2,668,644.73	0.00	
				-1,245,829.66
MJM0000	**DHS-Juv Det Facility Oprs**	**-239,231.03**		
RXFR	Transfer (Regular)	368,833.00	400,000.00	
				-270,398.03
MJM0100	**DHS-Juv Det Facility Oprs**	**-4,119.45**		
RCPT	Receipt	0.00	16,891.00	
RXFR	Transfer (Regular)	16,891.00	31,167.00	
WARR	Warrants	31,167.00	0.00	
				-4,119.45
MJM0200	**DHS-Juv Det Facility-Benton C**	**0.00**		
RXFR	Transfer (Regular)	0.00	22,082.00	
WARR	Warrants	22,082.00	0.00	
				0.00
MJM0300	**DHS-Juv Det Fac-Craighead C**	**0.00**		
RXFR	Transfer (Regular)	0.00	31,167.00	
WARR	Warrants	31,167.00	0.00	
				0.00
MJM0400	**DHS-Juv Det Fac-Crittenden C**	**0.00**		

Fund / Type	Fund Description / Type Description	Beginning Balance / Debits	Credits	Ending Balance
RXFR	Transfer (Regular)	0.00	31,167.00	
WARR	Warrants	31,167.00	0.00	
				0.00
MJM0500	**DHS-Juv Det Fac-Faulkner Co**	**-3.00**		
RXFR	Transfer (Regular)	0.00	20,783.00	
WARR	Warrants	20,783.00	0.00	
				-3.00
MJM0600	**DHS-Juv Det Fac-Garland Co**	**0.00**		
RXFR	Transfer (Regular)	0.00	28,574.00	
WARR	Warrants	28,574.00	0.00	
				0.00
MJM0800	**DHS-Juv Det Fac-Jefferson Co**	**0.00**		
RXFR	Transfer (Regular)	0.00	31,167.00	
WARR	Warrants	31,167.00	0.00	
				0.00
MJM0900	**DHS-Juv Det Fac-Miller Co**	**0.00**		
RXFR	Transfer (Regular)	0.00	31,167.00	
WARR	Warrants	31,167.00	0.00	
				0.00
MJM1000	**DHS-Juv Det Fac-Miss Co**	**0.00**		
RXFR	Transfer (Regular)	0.00	33,782.00	
WARR	Warrants	16,891.00	0.00	
				-16,891.00
MJM1200	**DHS-Juv Det Fac-Pulaski Co**	**0.00**		
RXFR	Transfer (Regular)	0.00	31,167.00	
WARR	Warrants	31,167.00	0.00	
				0.00
MJM1300	**DHS-Juv Det Fac-Sebastian Co**	**0.00**		
RXFR	Transfer (Regular)	0.00	31,167.00	
WARR	Warrants	31,167.00	0.00	
				0.00
MJM1500	**DHS-Juv Det Fac-Washington**	**-59.96**		
RXFR	Transfer (Regular)	0.00	31,167.00	
WARR	Warrants	31,167.00	0.00	
				-59.96
MJM1600	**DHS-Juv Det Fac-Yell Co**	**0.00**		
RXFR	Transfer (Regular)	0.00	31,167.00	
WARR	Warrants	31,167.00	0.00	
				0.00
MJU0000	**Co Juror Reimburse Act 923/1**	**-42,529.33**		
RXFR	Transfer (Regular)	0.00	255,000.00	
WARR	Warrants	279,285.00	0.00	
				-18,244.33
MLA0100	**City-County Tourist Facilities**	**0.00**		
LCRT	General Letter of Cert	0.00	887,908.00	
WARR	Warrants	887,908.00	0.00	
				0.00
MLC0000	**County Aid Fund**	**-14,217,701.16**		
4LHC	Four Lane Highway Constructio	0.00	49,308,379.82	
AXFR	Advance Transfer	0.00	1,954,424.40	

Fund	Fund Description	Beginning Balance		Ending Balance
Type	**Type Description**	**Debits**	**Credits**	
DXFR	Transfer (Deduction)	0.00	752,854.25	
GDIS	Distribution (General Fund)	0.00	19,474,191.60	
HDIS	Distribution (Highway Fund)	0.00	81,402,714.65	
HSDIS	Highway Severance Distribution	0.00	7,589,535.54	
RXFR	Transfer (Regular)	188,106,699.66	2,087,473.61	
WFDIS	Wholesale FuelTax Distribution	0.00	11,407,413.60	
				-87,988.97
MLC0100	**County Aid Fund-Gen-(074)**	**-3,358,679.20**		
RCPT	Receipt	0.00	114,532.50	
RXFR	Transfer (Regular)	8,654,555.89	21,428,616.00	
WARR	Warrants	14,929,136.73	0.00	
				-1,318,135.08
MLC0200	**County Aid Fund-Sp-(074)**	**-1,680,415.74**		
CTAX	Claims & Taxes	2,716.26	0.00	
RXFR	Transfer (Regular)	240,305.63	188,292,285.90	
SDIS	Distribution (Special Fund)	0.00	7,324,177.82	
SPEC	Special Reversing Entry	8,548,601.54	152,629.22	
WARR	Warrants	187,270,452.37	0.00	
				-1,387,432.88
MLC0300	**County Aid Military Land Sale**	**-386,723.65**		
RCPT	Receipt	0.00	8,517,393.45	
RXFR	Transfer (Regular)	205,456.51	0.00	
WARR	Warrants	8,373,110.44	0.00	
				-325,550.15
MLC0400	**Co Public Emp Blkt Bond Prgr**	**0.00**		
RXFR	Transfer (Regular)	178,470.00	178,470.00	
				0.00
MLC0600	**County Casino Revenue (0074**	**-623,949.68**		
RXFR	Transfer (Regular)	0.00	5,976,991.12	
WARR	Warrants	6,600,940.80	0.00	
				0.00
MLM0000	**Municipal Aid**	**-14,217,701.18**		
4LHC	Four Lane Highway Constructio	0.00	49,308,379.81	
AXFR	Advance Transfer	0.00	977,212.20	
DXFR	Transfer (Deduction)	0.00	752,854.25	
GDIS	Distribution (General Fund)	0.00	28,394,886.80	
HDIS	Distribution (Highway Fund)	0.00	81,402,714.67	
HSDIS	Highway Severance Distribution	0.00	7,589,535.53	
RXFR	Transfer (Regular)	197,796,058.82	3,833,349.78	
WFDIS	Wholesale FuelTax Distribution	0.00	11,407,413.57	
				-87,988.97
MLM0100	**Municipal Aid General Revenu**	**-4,655,755.14**		
RXFR	Transfer (Regular)	1,486,585.91	29,373,167.06	
WARR	Warrants	29,103,354.21	0.00	
				-3,438,982.08
MLM0200	**Municipal Aid Highway Revenu**	**-70,009.37**		
CTAX	Claims & Taxes	2,633.04	0.99	
RCPT	Receipt	0.00	4,796.48	
RXFR	Transfer (Regular)	106,645.83	164,618,886.24	
SDIS	Distribution (Special Fund)	0.00	4,647.78	
SPEC	Special Reversing Entry	4,796.48	0.00	

Fund / Type	Fund Description / Type Description	Beginning Balance / Debits	Credits	Ending Balance
WARR	Warrants	164,514,037.61	0.00	
				-70,227.90
MLM0300	**Municipal Aid Escrow (0076)**	**0.00**		
RXFR	Transfer (Regular)	8,596.60	8,596.60	
				0.00
MLM0400	**Mun Pub Emp Blkt Bond Prgm**	**0.00**		
RXFR	Transfer (Regular)	314,910.00	314,910.00	
				0.00
MLM0600	**Municipal Casino Revenue (00**	**-1,520,877.35**		
RXFR	Transfer (Regular)	0.00	14,568,915.88	
WARR	Warrants	16,089,793.23	0.00	
				0.00
MLS0100	**Dept Labor & Lic Spec Boiler**	**-1,063,361.26**		
COFF	Checks Charged Off	1,000.75	0.00	
RADJ	Receipt Adjustment	17.00	0.00	
RCPT	Receipt	0.00	734,740.38	
RXFR	Transfer (Regular)	544,513.58	1,593.67	
SDIS	Distribution (Special Fund)	0.00	671,404.04	
SPEC	Special Reversing Entry	741,240.38	7,517.75	
WARR	Warrants	93,977.01	0.00	
				-1,097,868.38
MLS0200	**Dept Labor & Lic Elec Examin**	**-760,709.12**		
COFF	Checks Charged Off	230.00	0.00	
RCPT	Receipt	0.00	435,274.00	
RXFR	Transfer (Regular)	328,373.82	800.00	
SDIS	Distribution (Special Fund)	0.00	373,267.26	
SPEC	Special Reversing Entry	445,289.00	10,745.00	
WARR	Warrants	93,554.15	0.00	
				-713,348.41
MLS0300	**Dept Labor & Licensing Speci**	**-998,433.71**		
COFF	Checks Charged Off	350.00	0.00	
RCPT	Receipt	0.00	557,978.35	
RXFR	Transfer (Regular)	304,194.35	0.00	
SDIS	Distribution (Special Fund)	0.00	368,713.93	
SPEC	Special Reversing Entry	429,124.00	2,810.00	
				-1,194,267.64
MMA0928	**Disaster Assist (0620)**	**-415.63**		
RXFR	Transfer (Regular)	15,210.29	68,479.36	
WARR	Warrants	44,788.97	0.00	
				-8,895.73
MMA0938	**Disaster Assist (0620)**	**-196.32**		
RXFR	Transfer (Regular)	0.00	232,946.00	
WARR	Warrants	233,142.25	0.00	
				-0.07
MMA1107	**Disaster Assist (0620)**	**-21,206.56**		
RXFR	Transfer (Regular)	879.10	244,794.35	
WARR	Warrants	174,023.79	0.00	
				-91,098.02
MMA1210	**Disaster Assit (0620)**	**-2,519.56**		
RCPT	Receipt	0.00	145.23	
WARR	Warrants	520.99	0.00	

Fund Type	Fund Description / Type Description	Beginning Balance / Debits	Credits	Ending Balance
				-2,143.80
MMA1449	**Disaster Assist (0620)**	**-8,393.54**		
RXFR	Transfer (Regular)	435,657.48	672,382.79	
WARR	Warrants	154,747.92	0.00	
				-90,370.93
MMA1513	**Disaster Assist (0620)**	**-2,469.87**		
RCPT	Receipt	0.00	17.00	
				-2,486.87
MMA1906	**DIS ASST EO19-06 RESP ASS**	**-412,324.57**		
RXFR	Transfer (Regular)	25,109.80	0.00	
				-387,214.77
MMA1910	**DR 19-10 Public Assistance**	**-757,770.07**		
RXFR	Transfer (Regular)	351.88	0.00	
				-757,418.19
MMA1917	**DIS ASST EO 19-17 RESP ASS**	**-100,000.00**		
RXFR	Transfer (Regular)	1,705.34	0.00	
				-98,294.66
MMA1918	**Disaster Assistance (0620)**	**-227,699.18**		
RXFR	Transfer (Regular)	0.00	150,000.00	
WARR	Warrants	329,579.60	0.00	
				-48,119.58
MMA1919	**DR 21-07 Public Assistance**	**-173,457.81**		
RXFR	Transfer (Regular)	342.84	0.00	
WARR	Warrants	126,273.58	0.00	
				-46,841.39
MMA2001	**Disaster Asist Haz Mitigation**	**0.00**		
RXFR	Transfer (Regular)	150,000.00	150,000.00	
				0.00
MMA2003	**Disaster Asst COVID19**	**-81,169.25**		
RCPT	Receipt	0.00	1,531.02	
RXFR	Transfer (Regular)	711,054.90	1,371,905.20	
WARR	Warrants	51,748.30	0.00	
				-691,802.27
MMA2004	**EO 20-04 Individual Assistanc**	**-85,100.00**		
RXFR	Transfer (Regular)	2,517.99	0.00	
				-82,582.01
MMA2013	**Disaster Assistance (0620)**	**-123,525.00**		
WARR	Warrants	13,400.00	0.00	
				-110,125.00
MMA2047	**EO 20-47 Hazard Mitigation**	**-1,091,718.37**		
RXFR	Transfer (Regular)	0.00	260,375.00	
WARR	Warrants	1,209,027.90	0.00	
				-143,065.47
MMA2049	**EO 20-49 Hazard Mitigation**	**-16,010.40**		
WARR	Warrants	16,005.00	0.00	
				-5.40
MMA2109	**Emergency Response EO 21-0**	**0.00**		
RXFR	Transfer (Regular)	1,688.60	100,000.00	
				-98,311.40
MMA2110	**Response & Recovery DR 211**	**0.00**		

Fund / Type	Fund Description / Type Description	Beginning Balance / Debits		Credits	Ending Balance
RXFR	Transfer (Regular)	0.00		500,000.00	
WARR	Warrants	320,423.75		0.00	
					-179,576.25
MMA2112	**DR 21-12 Individual Assistanc**		**0.00**		
RXFR	Transfer (Regular)	0.00		400,000.00	
WARR	Warrants	187,950.00		0.00	
					-212,050.00
MMA2114	**Gov Resp&Recovery Fund DR**		**0.00**		
RXFR	Transfer (Regular)	672,382.79		672,382.79	
					0.00
MMA2115	**Hazard Mitigation EO 21-15**		**0.00**		
RCPT	Receipt	0.00		188,222.77	
RXFR	Transfer (Regular)	173,559.12		5,106,123.05	
WARR	Warrants	2,488,848.43		0.00	
					-2,631,938.27
MMA2116	**Hazard Mitigation EO 21-16**		**0.00**		
RXFR	Transfer (Regular)	0.00		359,042.03	
WARR	Warrants	263,517.94		0.00	
					-95,524.09
MMA2117	**Hazard Mitigation EO21-17 062**		**0.00**		
RXFR	Transfer (Regular)	0.00		150,000.00	
WARR	Warrants	150,000.00		0.00	
					0.00
MMA2118	**Emergency Response EO 21-1**		**0.00**		
RXFR	Transfer (Regular)	30,000.00		100,000.00	
					-70,000.00
MMA2202	**Emergency Response EO 22-0**		**0.00**		
RXFR	Transfer (Regular)	0.00		250,000.00	
					-250,000.00
MMA2203	**Response & Recovery EO 22-0**		**0.00**		
RXFR	Transfer (Regular)	0.00		500,000.00	
WARR	Warrants	380,152.50		0.00	
					-119,847.50
MMA2204	**Hazard Mitigaton EO-04**		**0.00**		
RXFR	Transfer (Regular)	0.00		375,892.38	
WARR	Warrants	141,489.99		0.00	
					-234,402.39
MMA2208	**Hazard Mitigation EO 22-08**		**0.00**		
RXFR	Transfer (Regular)	0.00		410,294.25	
WARR	Warrants	300,000.00		0.00	
					-110,294.25
MMA9611	**DIS ASST 9611 PA ACA 19-5-10**		**-107,570.14**		
WARR	Warrants	107,247.52		0.00	
					-322.62
MMA9904	**Response & Recovery DR 22-0**		**0.00**		
RXFR	Transfer (Regular)	0.00		100,000.00	
WARR	Warrants	68,060.00		0.00	
					-31,940.00
MMB0200			**0.00**		
RXFR	Transfer (Regular)	11,710.68		11,710.68	

Fund Type	Fund Description / Type Description	Beginning Balance / Debits	Credits	Ending Balance
				0.00
MMD0100	**AOC Trial Ct Adm (0023)**	**-1,770,385.24**		
RCPT	Receipt	0.00	100,000.00	
RXFR	Transfer (Regular)	7,513,901.23	8,352,236.04	
WARR	Warrants	834,740.72	0.00	
				-1,873,979.33
MMF0000	**Performance 19-5-1013**	**-71,995,767.00**		
RXFR	Transfer (Regular)	18,732.00	0.00	
				-71,977,035.00
MMT0200	**Massage Therapy Boar 19-5-1:**	**-306,202.46**		
COFF	Checks Charged Off	596.25	0.00	
RADJ	Receipt Adjustment	850.00	850.00	
RCPT	Receipt	0.00	148,214.50	
RXFR	Transfer (Regular)	79,723.76	1,149.11	
SDIS	Distribution (Special Fund)	0.00	128,385.68	
SPEC	Special Reversing Entry	144,100.75	2,292.50	
				-361,823.49
MMV0000	**Motor Vehicle Acquisition**	**-3,000,000.00**		
RXFR	Transfer (Regular)	3,000,000.00	0.00	
				0.00
MMV0200	**Motor Vehicle Acquisition M&F**	**-700,810.44**		
RXFR	Transfer (Regular)	446,574.24	819,709.24	
				-1,073,945.44
MMV0400	**MVAR-M & R**	**-4,402,962.69**		
RXFR	Transfer (Regular)	13,568.00	0.00	
				-4,389,394.69
MMV1D00	**MVAR-115 SAU Tech**	**-3,616.00**		
RCPT	Receipt	0.00	56,051.00	
WARR	Warrants	2,016.00	0.00	
				-57,651.00
MMV1F00	**MVAR-125 ASU Jonesboro**	**-2,983.36**		
RCPT	Receipt	0.00	112,839.96	
WARR	Warrants	74,732.00	0.00	
				-41,091.32
MMV1H00	**MVAR-135 UAF**	**-151,488.63**		
RCPT	Receipt	0.00	411,062.00	
WARR	Warrants	324,518.00	0.00	
				-238,032.63
MMV1J00	**MVAR-150 UAMS**	**-142,363.25**		
RCPT	Receipt	0.00	71,282.00	
RXFR	Transfer (Regular)	0.00	20,807.86	
WARR	Warrants	155,785.00	0.00	
				-78,668.11
MMV1K00	**MVAR-155 UAM**	**-2,180.00**		
RCPT	Receipt	0.00	22,585.00	
				-24,765.00
MMV1L00	**MVAR-160 UAPB**	**-316,919.82**		
RCPT	Receipt	0.00	46,260.13	
WARR	Warrants	245,768.92	0.00	
				-117,411.03

Fund / Type	Fund Description / Type Description	Beginning Balance / Debits	Credits	Ending Balance
MMV1M00	**MVAR-165 UCA**	**-33,369.34**		
RCPT	Receipt	0.00	57,865.96	
WARR	Warrants	90,643.92	0.00	
				-591.38
MMV1T00	**MVAR-193 So Ark CC**	**0.00**		
RCPT	Receipt	0.00	26,827.00	
RXFR	Transfer (Regular)	0.00	9,460.39	
				-36,287.39
MMV1V00	**MVAR-198 NW CC**	**0.00**		
RCPT	Receipt	0.00	29,737.00	
WARR	Warrants	29,737.00	0.00	
				0.00
MMV1W00	**MVAR-128 ASU Mtn Hm**	**0.00**		
RCPT	Receipt	0.00	37,657.96	
				-37,657.96
MMV1X00	**MVAR-177 Mid So CC**	**-28,628.00**		
RCPT	Receipt	0.00	1,350.00	
WARR	Warrants	29,978.00	0.00	
				0.00
MMV1Z00	**ASU Newport (0620)**	**0.00**		
RCPT	Receipt	0.00	87,547.00	
WARR	Warrants	87,547.00	0.00	
				0.00
MMV2E00	**MV-Tobacco Ctl Brd**	**-269,925.09**		
RXFR	Transfer (Regular)	241,192.00	169,405.35	
				-198,138.44
MMV4B00	**Agri Dept (0620)**	**-410,471.82**		
RXFR	Transfer (Regular)	455,639.00	208,317.00	
				-163,149.82
MMV4F00	**MVAR Insurance**	**-75,933.55**		
RXFR	Transfer (Regular)	59,483.00	46,019.44	
				-62,469.99
MMV4L00	**MVAR DIS**	**-18,791.00**		
RXFR	Transfer (Regular)	18,791.00	0.00	
				0.00
MMV4M00	**MVAR Correct**	**-279,564.41**		
RXFR	Transfer (Regular)	582,993.00	563,571.61	
				-260,143.02
MMV4N00	**MVAR Cmty Punishment**	**-844,203.06**		
RXFR	Transfer (Regular)	1,138,891.00	425,392.61	
				-130,704.67
MMV4P00	**MVAR-0405 AR State Bank De**	**0.00**		
RXFR	Transfer (Regular)	63,521.00	63,521.00	
				0.00
MMV4Q00	**MVAR 0440 OIL & GAS COMM**	**0.00**		
RXFR	Transfer (Regular)	117,949.00	140,156.00	
				-22,207.00
MMV4S00	**MVAR-472 Geographic - (620)**	**0.00**		
RXFR	Transfer (Regular)	0.00	30,991.00	
				-30,991.00

Fund	Fund Description	Beginning Balance		Ending Balance
Type	Type Description	Debits	Credits	
MMV5A00	**MVAR Educ Gen**	**0.00**		
RXFR	Transfer (Regular)	0.00	14,411.55	
				-14,411.55
MMV5G00	**MVAR VT Rehab**	**-126,975.00**		
RXFR	Transfer (Regular)	104,510.00	20,080.00	
				-42,545.00
MMV6A00	**MVAR DFA**	**-61,938.00**		
RXFR	Transfer (Regular)	36,299.00	36,299.00	
				-61,938.00
MMV6B00	**MVAR ABC**	**-236,256.00**		
RXFR	Transfer (Regular)	180,894.00	0.00	
				-55,362.00
MMV6C00	**MVAR ABC Enf**	**-61,373.00**		
RXFR	Transfer (Regular)	60,298.00	139,231.84	
				-140,306.84
MMV6G00	**MVAR Health**	**-98,597.44**		
RXFR	Transfer (Regular)	41,804.00	264,073.35	
				-320,866.79
MMV6Q00	**MVAR SEAC**	**-16,673.62**		
RCPT	Receipt	0.00	29,884.00	
WARR	Warrants	29,884.00	0.00	
				-16,673.62
MMV7B00	**MVAR DHS**	**-350,458.50**		
RXFR	Transfer (Regular)	196,008.36	191,412.22	
				-345,862.36
MMV7M00	**MVAR ADED**	**0.00**		
RXFR	Transfer (Regular)	87,516.00	103,955.00	
				-16,439.00
MMV8C00	**MVAR DAH Central**	**-15,776.00**		
RXFR	Transfer (Regular)	86,763.00	70,987.00	
				0.00
MMV9903	**MVAR 9903 DOC (0620)**	**0.00**		
RXFR	Transfer (Regular)	45.00	24,959.00	
				-24,914.00
MMV9910	**MVAR-9910 DLL-(0620)**	**0.00**		
RXFR	Transfer (Regular)	136,564.00	141,899.39	
				-5,335.39
MMV9A00	**MVAR Dept of Parks & Tourisn**	**-278,489.01**		
RXFR	Transfer (Regular)	61,830.00	227,149.00	
				-443,808.01
MMV9C00	**MVAR AR Dept of Eviron Quali**	**-73,750.57**		
RXFR	Transfer (Regular)	100,537.00	70,603.23	
				-43,816.80
MMV9F00	**MVAR State Police**	**-1,839,007.44**		
RXFR	Transfer (Regular)	1,839,123.27	3,165,621.30	
				-3,165,505.47
MMV9G00	**MVAR Military**	**-62,588.00**		
RXFR	Transfer (Regular)	108,825.00	150,739.00	
				-104,502.00
MMV9I00	**MVAR AR Crime Information C**	**-21,350.00**		

Fund / Type	Fund Description / Type Description	Beginning Balance / Debits	Credits	Ending Balance
RXFR	Transfer (Regular)	20,350.00	0.00	
				-1,000.00
MMV9M00	**MVAR-9914Dept Trans&Shar S**	**-22,890.00**		
RXFR	Transfer (Regular)	36,458.00	13,568.00	
				0.00
MNA0100	**Information Network of AR-Op**	**-2,511,729.85**		
RCPT	Receipt	0.00	393,510.00	
WARR	Warrants	675,668.38	0.00	
				-2,229,571.47
MNU0000	**Umilical Cord Blood 777/09**	**-570.00**		
RXFR	Transfer (Regular)	0.00	2,894.00	
WARR	Warrants	3,299.00	0.00	
				-165.00
MPC0000	**DFA Purchase Card Prog**	**-40.77**		
RXFR	Transfer (Regular)	40.77	0.00	
				0.00
MPC0001	**Purchase/Travel Card**	**-8.30**		
RXFR	Transfer (Regular)	8.30	0.00	
				0.00
MPC9140	**Purchase/Travel Card 19-5-122**	**-1,655,207.89**		
RCPT	Receipt	0.00	815,106.36	
RXFR	Transfer (Regular)	800,393.89	39,600.64	
WARR	Warrants	910,088.27	0.00	
				-799,432.73
MPH0101	**Property Sales Holdg**	**-1,352.46**		
RXFR	Transfer (Regular)	1,352.46	0.00	
				0.00
MPH0200	**Property Sales Holding**	**-754,881.27**		
RXFR	Transfer (Regular)	3,091,947.12	3,240,279.09	
WARR	Warrants	612,826.46	0.00	
				-290,386.78
MPH9140	**Stwd SS Prop Sales Hold OSP**	**-184,673.90**		
RCPT	Receipt	0.00	767.83	
RXFR	Transfer (Regular)	523,995.51	1,121,711.54	
WARR	Warrants	220,982.91	0.00	
				-562,174.85
MPH9141	**Stwd SS Prop Sales Hold ODP**	**-647,350.11**		
COFF	Checks Charged Off	776.92	0.00	
RCPT	Receipt	0.00	4,317,887.31	
RXFR	Transfer (Regular)	4,718,125.17	36,897.90	
WARR	Warrants	56,862.50	0.00	
				-226,370.73
MPH9142	**Marketing & Redistribution Re**	**0.00**		
RXFR	Transfer (Regular)	0.00	399,806.33	
				-399,806.33
MPL0645	**Lead Based Paint Haz (0645)**	**-359,566.46**		
RADJ	Receipt Adjustment	1,580.89	256.43	
RCPT	Receipt	0.00	15,330.89	
SDIS	Distribution (Special Fund)	0.00	13,789.31	
SPEC	Special Reversing Entry	15,587.32	1,580.89	

Fund / Type	Fund Description / Type Description	Beginning Balance / Debits	Credits	Ending Balance
				-373,355.77
MPS0000	**Pub Sa Equip Grt Prog16-5-12**	**0.00**		
RCPT	Receipt	0.00	500,153.72	
RXFR	Transfer (Regular)	14,200.00	14,200.00	
WARR	Warrants	497,165.10	0.00	
				-2,988.62
MPT0100	**AR Parks & Trsm-Parks Div**	**-551,196.04**		
RXFR	Transfer (Regular)	174,512.41	306,551.16	
WARR	Warrants	31,862.77	0.00	
				-651,372.02
MPT0200	**AR Parks & Trsm-Outdoor Grn**	**-6,869,801.24**		
RXFR	Transfer (Regular)	897,405.68	6,418,796.90	
SDIS	Distribution (Special Fund)	0.00	5,125,206.73	
SPEC	Special Reversing Entry	6,418,796.90	592,049.94	
WARR	Warrants	2,949,484.94	0.00	
				-8,740,167.29
MPW0000	**AR Port&Waterway Dev Grant**	**-1,296,643.07**		
RCPT	Receipt	0.00	94,151.55	
RXFR	Transfer (Regular)	0.00	851,394.37	
WARR	Warrants	38,692.00	0.00	
				-2,203,496.99
MQA0000	**Quick Action Closing Act 510/(**	**-96,944,735.38**		
RCPT	Receipt	0.00	1,011,483.35	
RXFR	Transfer (Regular)	50,406,804.75	100,000,000.00	
WARR	Warrants	51,536,575.74	0.00	
				-96,012,838.24
MRD0000	**RainyDay Act 1084/2017**	**-4,998,700.85**		
RXFR	Transfer (Regular)	11,034,031.00	12,372,475.00	
				-6,337,144.85
MRDHOLD	**Rainy Day Holding 19-5-1262**	**-1,572,475.00**		
RXFR	Transfer (Regular)	1,572,475.00	0.00	
				0.00
MRE0401	**DFA Build Auth RE (615)**	**-860,276.88**		
WARR	Warrants	17,748.21	0.00	
				-842,528.67
MRF0101	**Rural Fire Protection 19-5-101(**	**-500,196.23**		
RCPT	Receipt	0.00	392,074.62	
WARR	Warrants	354,116.27	0.00	
				-538,154.58
MRN0000	**AR River Nav Sys 19-5-1264**	**-3,464,025.21**		
RCPT	Receipt	0.00	21.95	
RXFR	Transfer (Regular)	0.00	1,986,586.84	
				-5,450,634.00
MRP0100	**DHS-MEDICAID REBATE REV(**	**0.00**		
RCPT	Receipt	0.00	324,658,966.10	
RXFR	Transfer (Regular)	324,658,966.10	0.00	
				0.00
MRR0000	**Restricted Reserve Fund (061(**	**-65,207,148.00**		
GDIS	Distribution (General Fund)	0.00	17,158,003.00	
RXFR	Transfer (Regular)	1,202,515,650.19	1,137,308,502.19	

Fund / Type	Fund Description / Type Description	Beginning Balance / Debits	Credits	Ending Balance
				-17,158,003.00
MRRASPV	**ASP Vehicles 3/5Vote**	**0.00**		
RXFR	Transfer (Regular)	0.00	3,000,000.00	
				-3,000,000.00
MRRDCLP	**DOC Lease Payments**	**0.00**		
RXFR	Transfer (Regular)	16,980,543.12	16,980,543.12	
				0.00
MRRESPS	**Econ Stimulus Prog**	**0.00**		
RXFR	Transfer (Regular)	7,800,000.00	7,800,000.00	
				0.00
MRREXLG	**Exec/Leg 3/5 Vote**	**0.00**		
RXFR	Transfer (Regular)	99,719,819.00	149,719,819.00	
				-50,000,000.00
MRRURRM	**Unallocated RR Maj**	**0.00**		
RXFR	Transfer (Regular)	15,567,802.68	33,362,493.45	
				-17,794,690.77
MSB0000	**Minority&Women Owned Buss**	**-500,000.00**		
RXFR	Transfer (Regular)	5,008.44	6,339.10	
WARR	Warrants	6,339.10	0.00	
				-494,991.56
MSB0100	**MWOB Assis, Enterp,Dev,Pror**	**0.00**		
RCPT	Receipt	0.00	4,500.00	
RXFR	Transfer (Regular)	6,339.10	5,008.44	
				-3,169.34
MSD0000	**Skills Development 19-5-1267**	**-21,820,013.97**		
GDIS	Distribution (General Fund)	0.00	3,585,793.00	
RCPT	Receipt	0.00	2,008.03	
RXFR	Transfer (Regular)	4,112,218.31	17,148,799.45	
WARR	Warrants	7,242,417.60	0.00	
				-31,201,978.54
MSD0100	**Skills Development Admin**	**-549,871.38**		
RCPT	Receipt	0.00	16,760.68	
RXFR	Transfer (Regular)	634,334.53	2,622,938.18	
WARR	Warrants	1,825,998.62	0.00	
				-729,237.09
MSH0000	**Safe Harbor Exploited Childre**	**-70,969.74**		
RCPT	Receipt	0.00	3,407.50	
				-74,377.24
MSR0100	**St Military Sp Revl**	**-241,110.44**		
RXFR	Transfer (Regular)	1,812.66	0.00	
WARR	Warrants	14.72	0.00	
				-239,283.06
MST0100	**AEDC-AR Acceleration (790)**	**-5,679.71**		
RCPT	Receipt	0.00	225,838.55	
RXFR	Transfer (Regular)	228,441.49	500,000.00	
				-503,076.77
MTA0000	**Miscellaneous Revolving**	**1,044.99**		
RCPT	Receipt	0.00	3,120,428.33	
RXFR	Transfer (Regular)	3,097,608.15	59,539.29	
				-81,314.48

Fund	Fund Description	Beginning Balance		Ending Balance
Type	Type Description	Debits	Credits	
MTA0201	**Misc Revl-Widow/Depnd Chldr**	**-345,313.71**		
CTAX	Claims & Taxes	0.00	66,524.48	
RCPT	Receipt	0.00	143,752.46	
RXFR	Transfer (Regular)	16,900.00	1,605,509.88	
WARR	Warrants	1,673,852.29	0.00	
				-470,348.24
MTA0300	**DFA-Miscellaneous Revl-Reve**	**-110,294.33**		
CTAX	Claims & Taxes	1,100.00	372,886.36	
RXFR	Transfer (Regular)	27,909.72	0.00	
WARR	Warrants	360,833.27	0.00	
				-93,337.70
MTA0301	**Sales/Use Tax Refunds (0630)**	**-18,973,978.24**		
RXFR	Transfer (Regular)	592,010.52	110,736,285.82	
WARR	Warrants	113,774,784.74	0.00	
				-15,343,468.80
MTA0302	**Motor Fuel Tax Ref (0630)**	**-83,200.80**		
RXFR	Transfer (Regular)	0.00	939,119.81	
WARR	Warrants	925,082.84	0.00	
				-97,237.77
MTA0303	**Natl Gas Sev Tax Ref (0630)**	**-4,017.89**		
RXFR	Transfer (Regular)	0.00	12,982.76	
WARR	Warrants	12,137.99	0.00	
				-4,862.66
MTA0304	**Alcohol Tax Refunds (0630)**	**-30,678.21**		
CTAX	Claims & Taxes	350.00	24,687.50	
RXFR	Transfer (Regular)	0.00	370,310.33	
WARR	Warrants	369,654.69	0.00	
				-55,671.35
MTA0305	**Soft Drink Tax Refunds (0630)**	**-18,731.53**		
RXFR	Transfer (Regular)	0.00	1,645,113.87	
WARR	Warrants	1,659,432.54	0.00	
				-4,412.86
MTA0306	**Cigarette/Tobacco Tax Ref 063**	**-2,068.62**		
RXFR	Transfer (Regular)	0.00	48,424.71	
WARR	Warrants	47,566.58	0.00	
				-2,926.75
MTA0307	**Severance Tax Refunds (0630)**	**-62,239.45**		
RXFR	Transfer (Regular)	0.00	373,927.47	
WARR	Warrants	422,286.22	0.00	
				-13,880.70
MTA0308	**Amusement Tax Refunds (063**	**-197.50**		
RXFR	Transfer (Regular)	0.00	82.50	
WARR	Warrants	107.50	0.00	
				-172.50
MTA0309	**Vending Device Refunds (0630**	**-4,524.75**		
RXFR	Transfer (Regular)	0.00	69,853.00	
WARR	Warrants	23,835.25	0.00	
				-50,542.50
MTA0311	**Swine Disease Refunds (0630)**	**0.00**		
RXFR	Transfer (Regular)	0.00	150.56	
WARR	Warrants	150.56	0.00	

Fund / Type	Fund Description / Type Description	Beginning Balance / Debits	Credits	Ending Balance
				0.00
MTA0313	**Corn/Grain/Sorgum Refund (0**	**-1,278.95**		
RXFR	Transfer (Regular)	0.00	16,132.76	
WARR	Warrants	15,132.88	0.00	
				-2,278.83
MTA0314	**Rice Assessment Refund (063**	**-865.91**		
RXFR	Transfer (Regular)	0.00	4,361.18	
WARR	Warrants	4,361.18	0.00	
				-865.91
MTA0315	**Soybean Assessment Refund**	**-30.00**		
RXFR	Transfer (Regular)	0.00	149,171.86	
WARR	Warrants	149,153.60	0.00	
				-48.26
MTA0316	**Wheat Assessment Refund (06**	**-1,149.04**		
RXFR	Transfer (Regular)	0.00	1,330.18	
WARR	Warrants	1,330.18	0.00	
				-1,149.04
MTA0317	**Craft Trng Permits Refund 063**	**-847.12**		
RXFR	Transfer (Regular)	79.86	27,270.28	
WARR	Warrants	12,040.60	0.00	
				-15,996.94
MTA0318	**Telephone Tariff (0630)**	**-609.12**		
RXFR	Transfer (Regular)	0.00	2,960.67	
WARR	Warrants	2,136.93	0.00	
				-1,432.86
MTA0319	**WasteTireFeeRefund (0630)**	**-5,000.41**		
RXFR	Transfer (Regular)	37.00	44,623.30	
WARR	Warrants	45,444.49	0.00	
				-4,142.22
MTA0321	**Bingo Tax/Fee Refunds**	**-115.00**		
RXFR	Transfer (Regular)	0.00	175.00	
WARR	Warrants	175.00	0.00	
				-115.00
MTA0322	**Misc Revol RET Tx/AdVal (063**	**-26,951.30**		
RXFR	Transfer (Regular)	9,183.90	261,317.60	
WARR	Warrants	238,694.20	0.00	
				-40,390.80
MTA0325	**Car Wash Refunds 19-5-1009**	**-139.00**		
RXFR	Transfer (Regular)	16.46	1,571.57	
WARR	Warrants	526.14	0.00	
				-1,167.97
MTA0326	**Corp Fran Tax Ref 19-5-1009**	**-8,731.67**		
WARR	Warrants	1,856.16	0.00	
				-6,875.51
MTA03DS	**Misc Revolv DrvSvcs (0630)**	**-198,924.35**		
RXFR	Transfer (Regular)	5,015.49	196,152.40	
WARR	Warrants	138,793.76	0.00	
				-251,267.50
MTA03MV	**MiscRevolv MotorVeh (0630)**	**-2,581,037.53**		
RXFR	Transfer (Regular)	0.00	4,929,050.47	

Fund / Type	Fund Description / Type Description	Beginning Balance / Debits	Credits	Ending Balance
WARR	Warrants	3,515,062.75	0.00	
				-3,995,025.25
MTA0401	**Misc Revl-Ins Dept-Pub Sch Cl**	**-433,004.78**		
RCPT	Receipt	0.00	20,044.64	
WARR	Warrants	22,480.36	0.00	
				-430,569.06
MTA0402	**Misc Revl-Ins Dept-Co Claims**	**-33,619.19**		
RCPT	Receipt	0.00	27.70	
WARR	Warrants	3,573.45	0.00	
				-30,073.44
MTA0403	**Misc Revl-Ins Dept-City Claims**	**-286,334.70**		
RCPT	Receipt	0.00	31.63	
WARR	Warrants	10,098.06	0.00	
				-276,268.27
MTA0404	**Misc Revl-Ins Dept-Overpayme**	**-1,406,895.44**		
CTAX	Claims & Taxes	890,262.73	8,624,412.29	
RXFR	Transfer (Regular)	132.00	0.00	
SDIS	Distribution (Special Fund)	0.00	0.00	
SPEC	Special Reversing Entry	120.00	120.00	
WARR	Warrants	7,559,922.73	0.00	
				-1,580,990.27
MTA2100	**Misc Revl-St Empl Blkt Bnd Pr**	**-37.08**		
RCPT	Receipt	0.00	788.53	
RXFR	Transfer (Regular)	258,137.07	258,137.07	
				-825.61
MTA6300	**Misc Rev-Corp Fees & Tax Ref**	**-68,282.62**		
CTAX	Claims & Taxes	10,727.32	393,905.36	
WARR	Warrants	374,406.85	0.00	
				-77,053.81
MUI0000	**Unemploy Ins Adm §19-5-1230**	**-12,328,314.03**		
RCPT	Receipt	0.00	6,000,000.00	
RXFR	Transfer (Regular)	17,709,124.87	15,732,986.31	
WARR	Warrants	54,239.50	0.00	
				-16,297,935.97
MUI0100	**Unempl Insurance Modernizati**	**0.00**		
RCPT	Receipt	0.00	16,393,947.92	
RXFR	Transfer (Regular)	2,500,000.00	9,934,124.87	
				-23,828,072.79
MUP0101	**Unpaved Roads Prog**	**-300,000.00**		
RXFR	Transfer (Regular)	0.00	300,000.00	
WARR	Warrants	294,676.00	0.00	
				-305,324.00
MWA0100	**Geology Map Resale Revolvin**	**-42,861.15**		
RCPT	Receipt	0.00	11,328.48	
RXFR	Transfer (Regular)	0.00	208.25	
WARR	Warrants	852.50	0.00	
				-53,545.38
MWH0200	**ADEM Federal Surplus 1187/0**	**-215,207.77**		
RADJ	Receipt Adjustment	5,045.00	5,045.00	
RCPT	Receipt	0.00	1,367,470.23	
RXFR	Transfer (Regular)	604,717.94	12,799.19	

Fund / Type	Fund Description / Type Description	Beginning Balance / Debits	Credits	Ending Balance
WARR	Warrants	610,598.09	0.00	
				-380,161.16
MWH0400	**FSP-State Program 19-11-601**	**-27,480.35**		
RCPT	Receipt	0.00	30,909.22	
				-58,389.57
MWJ0101	**DFA Build Auth Admin (615)**	**-10,303,416.74**		
RCPT	Receipt	0.00	15,515,109.56	
RXFR	Transfer (Regular)	3,769,767.68	125,308.99	
WARR	Warrants	12,041,014.84	0.00	
				-10,133,052.77
MWJ0201	**Justice Bldg Oper (0615)**	**-50,201.74**		
RCPT	Receipt	0.00	27,072.75	
RXFR	Transfer (Regular)	101,098.16	590,029.67	
WARR	Warrants	444,927.94	0.00	
				-121,278.06
MWJ0301	**Critical Maintenance (615)**	**-5,747,316.36**		
RCPT	Receipt	0.00	36,890.00	
RXFR	Transfer (Regular)	1,391.47	2,210,621.14	
WARR	Warrants	3,521,951.54	0.00	
				-4,471,484.49
MWS0000	**Workforce Services § 19-5-123**	**-200,895.25**		
GDIS	Distribution (General Fund)	0.00	4,600,483.00	
RXFR	Transfer (Regular)	4,835,078.71	104,853.48	
				-71,153.02
MWS0100	**Adult Education Oper 19-5-123**	**-258,065.26**		
RCPT	Receipt	0.00	980.82	
RXFR	Transfer (Regular)	1,547,289.06	1,922,903.55	
WARR	Warrants	273,187.53	0.00	
				-361,473.04
MWW0000	**Wastwater Licensing**	**-484,376.86**		
COFF	Checks Charged Off	240.00	0.00	
RCPT	Receipt	0.00	143,620.00	
RXFR	Transfer (Regular)	75,190.60	0.00	
WARR	Warrants	31,489.51	0.00	
				-521,076.75
NAB0000	**DFA-ABC-Admin-Int Treas**	**-5,429.11**		
DXFR	Transfer (Deduction)	0.00	6.95	
RXFR	Transfer (Regular)	5,436.06	0.00	
				0.00
NAC0000	**Admin Off Of Crts-Interest Tre**	**-114,688.53**		
DXFR	Transfer (Deduction)	0.00	1,118.21	
RCPT	Receipt	0.00	35,502.34	
WARR	Warrants	39,896.45	0.00	
				-111,412.63
NAC0200	**Adm Office of Courts Treas Int**	**-234,065.25**		
DXFR	Transfer (Deduction)	0.00	1,946.63	
RCPT	Receipt	0.00	28,075.00	
WARR	Warrants	43,946.16	0.00	
				-220,140.72
NAC0300	**AOC Court Mgmt Prog (0023)**	**-34,785.84**		
DXFR	Transfer (Deduction)	0.00	315.60	

Fund / Type	Fund Description / Type Description	Beginning Balance / Debits	Credits	Ending Balance
RCPT	Receipt	0.00	25,350.00	
WARR	Warrants	16,053.67	0.00	
				-44,397.77
NAC0500	**Court Automation Project (002**	**-10,887.63**		
DXFR	Transfer (Deduction)	0.00	100.85	
				-10,988.48
NAC0600	**Court Interpretors-Cash-Treas**	**-5,785.04**		
DXFR	Transfer (Deduction)	0.00	59.16	
RCPT	Receipt	0.00	3,425.00	
WARR	Warrants	720.33	0.00	
				-8,548.87
NAC0700	**AOC Statewide Software Licer**	**-8,770.39**		
DXFR	Transfer (Deduction)	0.00	72.44	
RCPT	Receipt	0.00	1,747.28	
WARR	Warrants	2,930.10	0.00	
				-7,660.01
NAD0000	**Agri Cash Operations (0400)**	**-943,686.35**		
DXFR	Transfer (Deduction)	0.00	9,712.31	
RCPT	Receipt	0.00	596,901.50	
RXFR	Transfer (Regular)	3,910.00	89,452.58	
WARR	Warrants	147,220.39	0.00	
				-1,488,622.35
NAD0100	**Agri Cash Oper-Fair Cons Gra**	**-4,303.26**		
DXFR	Transfer (Deduction)	0.00	39.85	
				-4,343.11
NAG2015	**Cash Fund for AG FY2015**	**-38.57**		
DXFR	Transfer (Deduction)	0.00	0.19	
RXFR	Transfer (Regular)	38.76	0.00	
				0.00
NAH0000	**Athletic Comm Restricted Res**	**0.00**		
DXFR	Transfer (Deduction)	0.00	2,666.41	
RXFR	Transfer (Regular)	14,093.98	325,000.00	
WARR	Warrants	32,708.56	0.00	
				-280,863.87
NAI0000	**Architect/Landscape/Int Desig**	**-2,942,828.26**		
COFF	Checks Charged Off	600.00	0.00	
DXFR	Transfer (Deduction)	0.00	28,730.68	
RCPT	Receipt	0.00	460,002.79	
RXFR	Transfer (Regular)	160,894.40	1,302.22	
WARR	Warrants	60,275.10	0.00	
				-3,211,094.45
NAL0000	**ALB Cash in Treasury (0210)**	**0.00**		
DXFR	Transfer (Deduction)	0.00	160.35	
RCPT	Receipt	0.00	214,260.81	
RXFR	Transfer (Regular)	51,681.92	5,279.50	
WARR	Warrants	16,878.15	0.00	
				-151,140.59
NAR0000	**Appraiser Lic & Cert Brd Treas**	**-1,192,080.18**		
DXFR	Transfer (Deduction)	0.00	10,822.82	
RCPT	Receipt	0.00	407,045.30	
RXFR	Transfer (Regular)	226,130.45	19,355.14	

Fund / Type	Fund Description / Type Description	Beginning Balance / Debits	Credits	Ending Balance
WARR	Warrants	180,344.48	0.00	
				-1,222,828.51
NAS0000	**Prosecut Coordinator Cash Tr**	**0.00**		
DXFR	Transfer (Deduction)	0.00	2,417.05	
RXFR	Transfer (Regular)	1,956.92	1,004,421.84	
WARR	Warrants	316,119.34	0.00	
				-688,762.63
NAT0000	**AR St Athletic Trng Brd (0208)**	**-219,951.51**		
COFF	Checks Charged Off	50.00	0.00	
DXFR	Transfer (Deduction)	0.00	2,065.89	
RCPT	Receipt	0.00	25,650.00	
RXFR	Transfer (Regular)	4.45	0.00	
WARR	Warrants	8,488.05	0.00	
				-239,124.90
NAU0000	**Board of Acupuncture 19-4-50**	**-21,128.90**		
DXFR	Transfer (Deduction)	0.00	266.81	
RCPT	Receipt	0.00	13,000.00	
RXFR	Transfer (Regular)	4.45	0.00	
WARR	Warrants	2,277.56	0.00	
				-32,113.70
NBA0301	**Cash in Treasury Asbestos**	**-2,884,384.93**		
DXFR	Transfer (Deduction)	0.00	26,719.51	
				-2,911,104.44
NBB0000	**Bail Bondsman Cash**	**-77,390.41**		
WARR	Warrants	10,000.00	0.00	
				-67,390.41
NBE0000	**Barber Examiners Bd 50/09**	**-281,271.79**		
COFF	Checks Charged Off	125.00	0.00	
DXFR	Transfer (Deduction)	0.00	3,272.56	
RADJ	Receipt Adjustment	270.00	270.00	
RCPT	Receipt	0.00	264,970.62	
RXFR	Transfer (Regular)	175,803.67	553.41	
WARR	Warrants	48,936.29	0.00	
				-325,203.42
NBO0000	**Board of Optomet Cash 19-4-5**	**-70,341.76**		
COFF	Checks Charged Off	60.00	0.00	
DXFR	Transfer (Deduction)	0.00	766.98	
RADJ	Receipt Adjustment	70.00	70.00	
RCPT	Receipt	0.00	159,477.84	
RXFR	Transfer (Regular)	73,464.24	200.00	
WARR	Warrants	31,742.97	0.00	
				-125,519.37
NBP0000	**Psychology Bd Operations Cl**	**-780,161.59**		
COFF	Checks Charged Off	217.61	0.00	
DXFR	Transfer (Deduction)	0.00	6,965.77	
RCPT	Receipt	0.00	171,270.22	
RXFR	Transfer (Regular)	94,820.29	345.80	
WARR	Warrants	52,033.06	0.00	
				-811,672.42
NBS0100	**Cemetery Operating Fund (042**	**-64,722.59**		
DXFR	Transfer (Deduction)	0.00	501.19	

Fund	Fund Description	Beginning Balance		Ending Balance
Type	Type Description	Debits	Credits	
RCPT	Receipt	0.00	73,032.00	
RXFR	Transfer (Regular)	69,101.20	200.00	
WARR	Warrants	6,860.49	0.00	
				-62,494.09
NBS0200	**Cemetery Insolvent Loan Func**	**-168,074.39**		
DXFR	Transfer (Deduction)	0.00	1,583.46	
RCPT	Receipt	0.00	10,500.00	
				-180,157.85
NBS0300	**Burial Operating Fund (0425)**	**-311,244.95**		
DXFR	Transfer (Deduction)	0.00	2,388.52	
RCPT	Receipt	0.00	121,889.26	
RXFR	Transfer (Regular)	136,639.99	404.95	
WARR	Warrants	25,993.08	0.00	
				-273,294.61
NBS0400	**Burial Guarantee Fund (0425)**	**-105,452.82**		
DXFR	Transfer (Deduction)	0.00	976.85	
				-106,429.67
NBS0500	**Embalming & Fun Dir Oper Fu**	**-356,429.66**		
DXFR	Transfer (Deduction)	0.00	3,587.54	
RADJ	Receipt Adjustment	60.00	60.00	
RCPT	Receipt	0.00	155,959.96	
RXFR	Transfer (Regular)	89,578.33	4.10	
WARR	Warrants	30,147.41	0.00	
				-396,255.52
NCA0000	**Assessment Coordination (04**	**-173,491.01**		
DXFR	Transfer (Deduction)	0.00	1,731.26	
RCPT	Receipt	0.00	43,942.73	
WARR	Warrants	9,527.21	0.00	
				-209,637.79
NCC0000	**ACC Residents Services (0485**	**-2,039,050.87**		
DXFR	Transfer (Deduction)	0.00	16,976.84	
RCPT	Receipt	0.00	824,559.82	
RXFR	Transfer (Regular)	2,515.29	9,720.42	
WARR	Warrants	1,587,377.26	0.00	
				-1,300,415.40
NCC1600	**DCC Cash Administration**	**-252,297.32**		
DXFR	Transfer (Deduction)	0.00	3,035.08	
RCPT	Receipt	0.00	170,139.32	
RXFR	Transfer (Regular)	0.00	203.18	
WARR	Warrants	31,782.72	0.00	
				-393,892.18
NCC2000	**Fed Asset Forfeit 5-64-505(4)**	**-13,129.82**		
DXFR	Transfer (Deduction)	0.00	398.85	
RCPT	Receipt	0.00	62,247.90	
RXFR	Transfer (Regular)	0.00	24,366.54	
WARR	Warrants	63,415.66	0.00	
				-36,727.45
NCD0001	**ACIC-Sys Conf-Int Treas**	**-19,535.72**		
DXFR	Transfer (Deduction)	0.00	202.24	
RCPT	Receipt	0.00	25,950.00	
RXFR	Transfer (Regular)	0.00	57.85	

Fund / Type	Fund Description / Type Description	Beginning Balance / Debits	Credits	Ending Balance
WARR	Warrants	33,616.70	0.00	
				-12,129.11
NCE0101	**Law Enforce Support**	**-442,802.28**		
DXFR	Transfer (Deduction)	0.00	3,901.00	
RCPT	Receipt	0.00	33,500.00	
RXFR	Transfer (Regular)	62,422.92	62,289.00	
WARR	Warrants	82,480.40	0.00	
				-397,588.96
NCE0500	**SREB Paymt for Advance Car**	**-3,346.49**		
DXFR	Transfer (Deduction)	0.00	39.48	
RCPT	Receipt	0.00	4,000.00	
RXFR	Transfer (Regular)	0.00	5.93	
WARR	Warrants	3,792.06	0.00	
				-3,599.84
NCE0600	**Grant The Ctr of Advance CTE**	**-5.93**		
RXFR	Transfer (Regular)	5.93	0.00	
				0.00
NCE0700	**Camp Couchdale Rainy Day R**	**-29,662.22**		
DXFR	Transfer (Deduction)	0.00	274.78	
				-29,937.00
NCE0800	**Professional Dev CTE Teacher**	**-131,151.66**		
DXFR	Transfer (Deduction)	0.00	1,216.28	
RCPT	Receipt	0.00	157,850.00	
WARR	Warrants	152,373.59	0.00	
				-137,844.35
NCE0900	**Grant for Dev of CTE Courses**	**-483,246.54**		
DXFR	Transfer (Deduction)	0.00	2,101.35	
WARR	Warrants	375,000.00	0.00	
				-110,347.89
NCG0300	**Landslide Rsch (0420)**	**-68,877.34**		
DXFR	Transfer (Deduction)	0.00	1,258.01	
RCPT	Receipt	0.00	119,336.81	
RXFR	Transfer (Regular)	79,503.47	61,290.11	
WARR	Warrants	51,824.67	0.00	
				-119,434.13
NCH0000	**Chiropractic Exam Brd (0265)**	**-710,420.53**		
COFF	Checks Charged Off	725.00	0.00	
DXFR	Transfer (Deduction)	0.00	6,982.17	
RCPT	Receipt	0.00	211,150.00	
RXFR	Transfer (Regular)	85,796.02	312.11	
WARR	Warrants	51,854.26	0.00	
				-790,489.53
NCL0100	**Crime Lab Cash Operations**	**0.00**		
DXFR	Transfer (Deduction)	0.00	637.92	
RCPT	Receipt	0.00	254,000.00	
WARR	Warrants	51,817.75	0.00	
				-202,820.17
NCO0000	**State Board of Coll Agens CIT**	**-1,967,322.97**		
DXFR	Transfer (Deduction)	0.00	8,822.66	
RCPT	Receipt	0.00	1,302,566.62	
RXFR	Transfer (Regular)	175,763.68	14,121.79	

Fund / Type	Fund Description / Type Description	Beginning Balance / Debits	Credits	Ending Balance
WARR	Warrants	1,492,524.02	0.00	
				-1,624,546.34
NCR0000	**Racing Comm Casino Holding**	**-1,364,889.93**		
RXFR	Transfer (Regular)	0.00	13,074,668.11	
WARR	Warrants	14,439,558.04	0.00	
				0.00
NCZ0000	**Capitol Zoning District (0315)**	**-641.01**		
DXFR	Transfer (Deduction)	0.00	8.88	
RCPT	Receipt	0.00	500.00	
				-1,149.89
NDA0000	**Alcohol/Drug Abuse (0204)**	**-28,806.02**		
DXFR	Transfer (Deduction)	0.00	351.36	
RCPT	Receipt	0.00	41,075.00	
RXFR	Transfer (Regular)	6,657.22	0.00	
WARR	Warrants	17,574.68	0.00	
				-46,000.48
NDB0000	**Dental Board-Cash in Treas**	**-2,876,455.22**		
COFF	Checks Charged Off	325.00	0.00	
DXFR	Transfer (Deduction)	0.00	29,430.78	
RCPT	Receipt	0.00	807,530.82	
RXFR	Transfer (Regular)	152,622.40	400.00	
WARR	Warrants	116,735.53	0.00	
				-3,444,133.89
NDC0100	**ADC Inmate Telephone**	**-2,563,950.17**		
DXFR	Transfer (Deduction)	0.00	35,507.93	
RCPT	Receipt	0.00	4,082,556.06	
RXFR	Transfer (Regular)	665.61	21,747.07	
WARR	Warrants	1,284,925.91	0.00	
				-5,418,169.71
NDC0200	**ADC Inmate Welfare**	**-12,477,615.45**		
DXFR	Transfer (Deduction)	0.00	124,548.13	
FORG	Forgery	0.00	1,712.58	
RADJ	Receipt Adjustment	453.24	453.24	
RCPT	Receipt	0.00	18,570,818.62	
RXFR	Transfer (Regular)	819,712.68	3,583,373.57	
WARR	Warrants	18,290,058.66	0.00	
				-15,648,297.01
NDC0300	**ADC Work Release**	**-4,658,531.48**		
DXFR	Transfer (Deduction)	0.00	65,333.59	
RCPT	Receipt	0.00	3,247,548.92	
RXFR	Transfer (Regular)	558,352.99	3,617,710.34	
WARR	Warrants	3,783,555.38	0.00	
				-7,247,215.96
NDC0400	**ADC Fire Station-Cash in Treas**	**-37,762.69**		
DXFR	Transfer (Deduction)	0.00	288.09	
RCPT	Receipt	0.00	31.50	
RXFR	Transfer (Regular)	36,830.00	0.00	
WARR	Warrants	584.37	0.00	
				-667.91
NDC0500	**ADC Paws in Prison**	**-103,844.98**		
DXFR	Transfer (Deduction)	0.00	1,206.66	

Fund / Type	Fund Description / Type Description	Beginning Balance / Debits	Credits	Ending Balance
RXFR	Transfer (Regular)	0.00	126,905.56	
WARR	Warrants	39,655.60	0.00	
				-192,301.60
NDC0600	**Medical Monetary Sanctions F**	**-1,495,353.85**		
DXFR	Transfer (Deduction)	0.00	17,639.84	
RCPT	Receipt	0.00	127,211.39	
RXFR	Transfer (Regular)	0.00	551,189.42	
WARR	Warrants	69,974.93	0.00	
				-2,121,419.57
NDD0001	**Insurance-MM-Interest Treas**	**-55,832.93**		
DXFR	Transfer (Deduction)	0.00	510.27	
RADJ	Receipt Adjustment	41,120.00	0.00	
RCPT	Receipt	0.00	41,120.00	
SDIS	Distribution (Special Fund)	0.00	0.00	
SPEC	Special Reversing Entry	41,120.00	41,120.00	
WARR	Warrants	1,547.31	0.00	
				-54,795.89
NDD0002	**Insurance-Travel-Interest Trea**	**-4,267.89**		
DXFR	Transfer (Deduction)	0.00	39.51	
RCPT	Receipt	0.00	224.82	
WARR	Warrants	224.82	0.00	
				-4,307.40
NDD0003	**INS-Criminal Background Che**	**-10,163.83**		
DXFR	Transfer (Deduction)	0.00	92.86	
RCPT	Receipt	0.00	5,491.00	
WARR	Warrants	5,016.00	0.00	
				-10,731.69
NDE0900	**RURAL SERV CONF CASH FD**	**-76,365.18**		
DXFR	Transfer (Deduction)	0.00	807.53	
RCPT	Receipt	0.00	67,378.93	
RXFR	Transfer (Regular)	0.00	8,037.88	
WARR	Warrants	67,275.97	0.00	
				-85,313.55
NDE0901	**SMB CONFERENCE(0790)**	**-10.46**		
DXFR	Transfer (Deduction)	0.00	0.12	
				-10.58
NDE1000	**Law Enf Cash**	**-590.86**		
DXFR	Transfer (Deduction)	0.00	5.47	
				-596.33
NDHCV19	**COVID19 Emerg Resp Meia Ca**	**-1,085.48**		
DXFR	Transfer (Deduction)	0.00	10.53	
RXFR	Transfer (Regular)	1,096.01	0.00	
				0.00
NDL0000	**Dietetics Lic. Brd Oper. Cash**	**-279,572.39**		
COFF	Checks Charged Off	110.00	0.00	
DXFR	Transfer (Deduction)	0.00	2,697.10	
RCPT	Receipt	0.00	57,070.00	
RXFR	Transfer (Regular)	29,631.64	0.00	
WARR	Warrants	12,649.12	0.00	
				-296,948.73
NDP0001	**DFA-Gov Conf Family-Int Treas**	**-556.27**		

Fund	Fund Description	Beginning Balance		Ending Balance
Type	Type Description	Debits	Credits	
DXFR	Transfer (Deduction)	0.00	5.16	
				-561.43
NDP0002	**DFA-Gas Pipeline-Int Treas**	**-770,414.71**		
DXFR	Transfer (Deduction)	0.00	7,136.74	
				-777,551.45
NDP0003	**DFA-Drug Director-Int Treas**	**-185.00**		
DXFR	Transfer (Deduction)	0.00	1.70	
				-186.70
NDP0007	**Albert Pike Area Disaster(0620**	**-5,977.90**		
DXFR	Transfer (Deduction)	0.00	55.37	
				-6,033.27
NDP0008	**Trial Court Asst Fnd Supp 062**	**-94,566.02**		
DXFR	Transfer (Deduction)	0.00	876.02	
				-95,442.04
NDP0012	**Asbestos Settlement (0620)**	**-2,831.75**		
DXFR	Transfer (Deduction)	0.00	26.24	
				-2,857.99
NDP0013	**Disaster Donations**	**-33.79**		
DXFR	Transfer (Deduction)	0.00	0.31	
				-34.10
NDP0014	**2014 GovernorTransOut (0620)**	**-21,722.97**		
DXFR	Transfer (Deduction)	0.00	201.23	
				-21,924.20
NDP0015	**2014 Governor Trans In (0620)**	**-23,057.29**		
DXFR	Transfer (Deduction)	0.00	213.59	
				-23,270.88
NDP0016	**DFA ARK MED MARIJUANA AI**	**-535,272.93**		
DXFR	Transfer (Deduction)	0.00	4,958.50	
				-540,231.43
NDP0020	**Donations (0620)**	**0.00**		
DXFR	Transfer (Deduction)	0.00	2,137.09	
RCPT	Receipt	0.00	500,000.00	
				-502,137.09
NDPCV19	**COVID-19 Public Hlth Emerg R**	**-2,266,288.32**		
DXFR	Transfer (Deduction)	0.00	43,062.00	
RCPT	Receipt	0.00	2,248,435.91	
RXFR	Transfer (Regular)	71,921,842.07	67,364,055.84	
				0.00
NDR0100	**Fish&WildlifeConservGrant 02**	**-262,413.13**		
DXFR	Transfer (Deduction)	0.00	4,457.24	
RCPT	Receipt	0.00	11,031.67	
RXFR	Transfer (Regular)	270,056.10	857,080.53	
WARR	Warrants	588,021.37	0.00	
				-276,905.10
NDR0101	**AEDC -RURAL SERV CASH GI**	**-390,689.30**		
DXFR	Transfer (Deduction)	0.00	3,619.14	
				-394,308.44
NDS0100	**Deaf School-Asbestos-Cash-T**	**-9.33**		
DXFR	Transfer (Deduction)	0.00	0.07	
RXFR	Transfer (Regular)	9.40	0.00	

Fund / Type	Fund Description / Type Description	Beginning Balance / Debits	Credits	Ending Balance
				0.00
NDW0001	**Labor-Wage/Hour-Int Treas**	**-184,557.82**		
RCPT	Receipt	0.00	201,648.33	
RXFR	Transfer (Regular)	0.00	4,194.35	
WARR	Warrants	125,262.79	0.00	
				-265,137.71
NDW0002	**Labor-Seminar/Conf-Int Treas**	**-64,089.69**		
DXFR	Transfer (Deduction)	0.00	616.52	
RCPT	Receipt	0.00	10,050.00	
WARR	Warrants	8,182.76	0.00	
				-66,573.45
NEC0000	**Board Examiners In Counselin**	**-1,162,529.95**		
COFF	Checks Charged Off	650.00	0.00	
DXFR	Transfer (Deduction)	0.00	9,844.71	
RCPT	Receipt	0.00	351,616.41	
RXFR	Transfer (Regular)	241,510.32	2,064.96	
WARR	Warrants	141,565.46	0.00	
				-1,142,330.25
NED0001	**ADE-Alt**	**-525,983.80**		
DXFR	Transfer (Deduction)	0.00	3,908.48	
RCPT	Receipt	0.00	253,439.55	
RXFR	Transfer (Regular)	0.00	1,500.00	
WARR	Warrants	668,757.44	0.00	
				-116,074.39
NED0004	**ADE-Multiple-Int Treas**	**-1,682,541.17**		
COFF	Checks Charged Off	250.00	0.00	
DXFR	Transfer (Deduction)	0.00	20,601.92	
RCPT	Receipt	0.00	1,846,846.72	
RXFR	Transfer (Regular)	10,141.56	69,313.44	
WARR	Warrants	2,219,954.81	0.00	
				-1,388,956.88
NED0006	**ADE-Medicaid-Int Treas**	**-78.69**		
COFF	Checks Charged Off	6,398.86	0.00	
DXFR	Transfer (Deduction)	0.00	11,187.53	
RCPT	Receipt	0.00	9,620,519.99	
RXFR	Transfer (Regular)	9,734,642.57	109,333.99	
				-78.77
NED0010	**ADE Treas Cash For Conf Fees**	**-677,365.31**		
DXFR	Transfer (Deduction)	0.00	7,084.08	
RCPT	Receipt	0.00	127,586.05	
RXFR	Transfer (Regular)	947.88	1,432.41	
WARR	Warrants	70,972.74	0.00	
				-741,547.23
NED0012	**AR Medicaid Admin Claims**	**-9,592,552.03**		
DXFR	Transfer (Deduction)	0.00	41,339.53	
RXFR	Transfer (Regular)	311,279.10	23,747,970.15	
WARR	Warrants	29,769,093.94	0.00	
				-3,301,488.67
NED0013	**Pro Lic Standards Brd (0500)**	**-740,492.26**		
DXFR	Transfer (Deduction)	0.00	6,181.20	
RADJ	Receipt Adjustment	12,700.00	12,700.00	

Fund / Type	Fund Description / Type Description	Beginning Balance / Debits	Credits	Ending Balance
RCPT	Receipt	0.00	815,495.17	
RXFR	Transfer (Regular)	633,369.01	3,352.59	
WARR	Warrants	274,097.30	0.00	
				-658,054.91
NED0015	**Opn Enrollmnt Chrter Sch (05(**	**-1,216,606.08**		
DXFR	Transfer (Deduction)	0.00	11,271.15	
RCPT	Receipt	0.00	106.00	
WARR	Warrants	1,025,965.41	0.00	
				-202,017.82
NED0016	**LR Deseg Escrow Acct (0500)**	**-1,597,116.47**		
DXFR	Transfer (Deduction)	0.00	15,386.03	
RCPT	Receipt	0.00	130,000.00	
RXFR	Transfer (Regular)	16,378.72	0.00	
				-1,726,123.78
NED0017	**Succ Sch-Cash (0500)**	**-0.02**		
RXFR	Transfer (Regular)	0.02	0.00	
				0.00
NED0018	**Computer Science (0500)**	**-421.99**		
DXFR	Transfer (Deduction)	0.00	3.79	
RCPT	Receipt	0.00	35,992.61	
RXFR	Transfer (Regular)	13.55	0.00	
WARR	Warrants	24,500.00	0.00	
				-11,904.84
NED0019	**Computer Sales (0500)**	**-3,721.44**		
DXFR	Transfer (Deduction)	0.00	35.63	
RCPT	Receipt	0.00	2,093.53	
RXFR	Transfer (Regular)	690.40	0.00	
WARR	Warrants	617.27	0.00	
				-4,542.93
NEG0000	**Prof Geologist-Interest Treas**	**-32,219.88**		
DXFR	Transfer (Deduction)	0.00	240.33	
RCPT	Receipt	0.00	37,685.70	
RXFR	Transfer (Regular)	41,128.97	104.20	
WARR	Warrants	12,217.04	0.00	
				-16,904.10
NEH0000	**AR Public Defender Commis C**	**0.00**		
DXFR	Transfer (Deduction)	0.00	2,498.98	
RXFR	Transfer (Regular)	269,729.74	1,000,000.00	
				-732,769.24
NEM0001	**ADEM-Radiological Emrg-Int T**	**-112,124.79**		
DXFR	Transfer (Deduction)	0.00	1,049.96	
RXFR	Transfer (Regular)	3,750.00	23,826.23	
WARR	Warrants	7,734.88	0.00	
				-125,516.10
NEM0002	**ADEM-Oprs-Int Treas**	**-196,213.13**		
DXFR	Transfer (Deduction)	0.00	1,847.95	
RXFR	Transfer (Regular)	0.00	4,638.12	
WARR	Warrants	133.17	0.00	
				-202,566.03
NEM0005	**Healthier Arkansas (0995)**	**-4.99**		
DXFR	Transfer (Deduction)	0.00	0.01	

Fund / Type	Fund Description / Type Description	Beginning Balance / Debits	Credits	Ending Balance
				-5.00
NEM0006	**911 Rural Enhance-Cash in Tre**	**-1,916,092.01**		
DXFR	Transfer (Deduction)	0.00	18,307.71	
RCPT	Receipt	0.00	2,254,127.45	
RXFR	Transfer (Regular)	47,151.03	400.00	
WARR	Warrants	3,000,693.51	0.00	
				-1,141,082.63
NEM0007	**School Panic Button (0995)**	**-1,143.83**		
DXFR	Transfer (Deduction)	0.00	10.58	
				-1,154.41
NEM0009	**State Farm Earthquake (0995)**	**-43.28**		
DXFR	Transfer (Deduction)	0.00	0.41	
RXFR	Transfer (Regular)	34.96	0.00	
				-8.73
NEM0010	**ADEM AWIN Cash**	**-2,054,492.15**		
DXFR	Transfer (Deduction)	0.00	21,964.14	
RCPT	Receipt	0.00	2,934,806.41	
RXFR	Transfer (Regular)	5,076.23	8,000,001.22	
WARR	Warrants	8,067,931.35	0.00	
				-4,938,256.34
NEM0011	**Public Safety Admin**	**-143,418.32**		
DXFR	Transfer (Deduction)	0.00	813.50	
RXFR	Transfer (Regular)	173,092.75	168,080.00	
WARR	Warrants	8,050.34	0.00	
				-131,168.73
NEM0012	**Levee Mitigation Cash (0995)**	**-4,368,939.93**		
DXFR	Transfer (Deduction)	0.00	25,814.86	
WARR	Warrants	2,371,458.59	0.00	
				-2,023,296.20
NEQ0100	**Energy Efficien Ark Prog Cash**	**-955,206.38**		
DXFR	Transfer (Deduction)	0.00	8,333.98	
RCPT	Receipt	0.00	728,547.80	
RXFR	Transfer (Regular)	347,881.88	400.00	
WARR	Warrants	434,224.06	0.00	
				-910,382.22
NEQ0200	**Clean Cities Coalition19-4-503**	**-164,190.98**		
DXFR	Transfer (Deduction)	0.00	1,659.32	
RCPT	Receipt	0.00	55,000.00	
WARR	Warrants	331.88	0.00	
				-220,518.42
NEQ0300	**Gaseous Fuels Rebate Progra**	**-461,284.37**		
DXFR	Transfer (Deduction)	0.00	4,273.10	
				-465,557.47
NEQ0400	**Energy Perf Contact Program**	**-200,048.34**		
DXFR	Transfer (Deduction)	0.00	4,131.27	
RCPT	Receipt	0.00	6,000.00	
RXFR	Transfer (Regular)	0.00	287,837.03	
				-498,016.64
NES0000	**PELS Treasury Pay**	**-1,425,996.50**		
DXFR	Transfer (Deduction)	0.00	14,095.25	
RCPT	Receipt	0.00	737,215.00	

Fund / Type	Fund Description / Type Description	Beginning Balance / Debits	Credits	Ending Balance
RXFR	Transfer (Regular)	398,716.58	3,269.18	
WARR	Warrants	185,499.64	0.00	
				-1,596,359.71
NET0001	**ETV-Oprs-Interest Treas**	**-1,601,481.26**		
DXFR	Transfer (Deduction)	0.00	9,640.62	
RADJ	Receipt Adjustment	1,018.25	1,018.25	
RCPT	Receipt	0.00	1,789,841.89	
RXFR	Transfer (Regular)	812,143.39	485,258.80	
WARR	Warrants	2,142,813.20	0.00	
				-931,265.98
NET0002	**ETV-Cmty Serv Grnt A-Int Trea**	**-2,277,750.59**		
DXFR	Transfer (Deduction)	0.00	19,857.69	
RCPT	Receipt	0.00	2,180,700.00	
RXFR	Transfer (Regular)	74,040.10	47,388.65	
WARR	Warrants	2,192,013.36	0.00	
				-2,259,643.47
NET0003	**ETV-ADE Prof Dev (0516)**	**-908,221.29**		
DXFR	Transfer (Deduction)	0.00	6,079.25	
RXFR	Transfer (Regular)	1,643,734.46	2,750,815.27	
WARR	Warrants	1,083,831.70	0.00	
				-937,549.65
NFA0003	**DFA-Training-Int Treas**	**-0.01**		
RXFR	Transfer (Regular)	0.01	0.00	
				0.00
NFA0012	**IRC Treas Cash Conf Fee (061(**	**-30,950.48**		
DXFR	Transfer (Deduction)	0.00	286.71	
				-31,237.19
NFA0013	**ODP-DHS Ext Proc Consult Tra**	**-3.88**		
RXFR	Transfer (Regular)	3.88	0.00	
				0.00
NFA0014	**DFA Epayables Rebates (0610)**	**-350,998.56**		
DXFR	Transfer (Deduction)	0.00	3,905.72	
RCPT	Receipt	0.00	124,756.50	
RXFR	Transfer (Regular)	0.00	285.75	
				-479,946.53
NFA0103	**T/SS OPM Training**	**-951.10**		
DXFR	Transfer (Deduction)	0.00	4.87	
RXFR	Transfer (Regular)	955.97	0.00	
				0.00
NFA0104	**T/SS EBD Misc Cash**	**-191.71**		
DXFR	Transfer (Deduction)	0.00	0.99	
RXFR	Transfer (Regular)	192.70	0.00	
				0.00
NFA0107	**T/SS OSP Vendor Fees**	**-850.00**		
DXFR	Transfer (Deduction)	0.00	4.36	
RXFR	Transfer (Regular)	854.36	0.00	
				0.00
NFA0109	**T/SS OPM Bd/Comm Sem**	**-10.05**		
DXFR	Transfer (Deduction)	0.00	0.07	
RXFR	Transfer (Regular)	10.12	0.00	
				0.00

Fund / Type	Fund Description / Type Description	Beginning Balance / Debits	Credits	Ending Balance
NFA0110	**T/SS OSP Rebates**	**-3,101.82**		
DXFR	Transfer (Deduction)	0.00	15.87	
RXFR	Transfer (Regular)	3,117.69	0.00	
				0.00
NFA0111	**DFA EBD CMS (9914)**	**-143.99**		
DXFR	Transfer (Deduction)	0.00	0.74	
RXFR	Transfer (Regular)	144.73	0.00	
				0.00
NFB0103	**Statewide SS-OPM Training**	**-410,289.52**		
DXFR	Transfer (Deduction)	0.00	3,451.23	
RCPT	Receipt	0.00	24,375.00	
RXFR	Transfer (Regular)	0.00	1,240.49	
WARR	Warrants	73,708.79	0.00	
				-365,647.45
NFB0104	**Statewide SS-EBD Misc Cash**	**-28,071.31**		
DXFR	Transfer (Deduction)	0.00	2,390.84	
RCPT	Receipt	0.00	470,000.00	
RXFR	Transfer (Regular)	334,813.92	1,992.70	
WARR	Warrants	65,530.20	0.00	
				-102,110.73
NFB0107	**Statewide SS OSP Vendor Fee**	**-480,837.99**		
DXFR	Transfer (Deduction)	0.00	13,658.73	
RCPT	Receipt	0.00	352,425.42	
RXFR	Transfer (Regular)	0.00	1,477,353.91	
WARR	Warrants	5,115.67	0.00	
				-2,319,160.38
NFB0109	**Statewide SS OPM Bds&Com**	**-6,390.86**		
DXFR	Transfer (Deduction)	0.00	59.26	
RXFR	Transfer (Regular)	0.00	10.12	
				-6,460.24
NFB0110	**Statewide SS OSP Rebates**	**-1,852,266.45**		
DXFR	Transfer (Deduction)	0.00	10,262.05	
RCPT	Receipt	0.00	317,870.49	
RXFR	Transfer (Regular)	1,667,538.33	320,365.61	
WARR	Warrants	452,011.17	0.00	
				-381,215.10
NFB0111	**Statewide SS EBD CMS**	**-9,838.97**		
DXFR	Transfer (Deduction)	0.00	2,939.16	
RCPT	Receipt	0.00	580,000.00	
RXFR	Transfer (Regular)	387,046.57	3,063.10	
WARR	Warrants	65,549.71	0.00	
				-143,244.95
NFC0100	**Agri Dept AFC (0400)**	**-136.01**		
DXFR	Transfer (Deduction)	0.00	1.25	
				-137.26
NGC0000	**Geology Comm-Interest Treas**	**-1,201.68**		
DXFR	Transfer (Deduction)	0.00	11.14	
				-1,212.82
NGC0100	**AGS Private Grants Cash/Trea**	**-1,753.45**		
DXFR	Transfer (Deduction)	0.00	16.25	
				-1,769.70

Fund / Type	Fund Description / Type Description	Beginning Balance / Debits	Credits	Ending Balance
NGM0000	**Governor's Mansion 609/09 S**	**-200,946.08**		
DXFR	Transfer (Deduction)	0.00	2,649.11	
RCPT	Receipt	0.00	379,582.65	
RXFR	Transfer (Regular)	11,169.10	60,785.15	
WARR	Warrants	315,663.75	0.00	
				-317,130.14
NHD0000	**Hearing Instrument Disp**	**-89,439.03**		
COFF	Checks Charged Off	50.00	0.00	
DXFR	Transfer (Deduction)	0.00	766.38	
RCPT	Receipt	0.00	19,505.00	
RXFR	Transfer (Regular)	22,737.78	0.00	
WARR	Warrants	3,392.84	0.00	
				-83,529.79
NHE0000	**SBHE-Interest-Treas (0700)**	**-334,592.87**		
DXFR	Transfer (Deduction)	0.00	3,307.25	
RCPT	Receipt	0.00	130,000.00	
RXFR	Transfer (Regular)	0.00	503.73	
WARR	Warrants	280,017.70	0.00	
				-188,386.15
NHE0100	**College Goal Sunday (0700)**	**-0.77**		
RXFR	Transfer (Regular)	0.77	0.00	
				0.00
NHE0200	**Achieving the Dream (0700)**	**-1.58**		
RXFR	Transfer (Regular)	1.58	0.00	
				0.00
NHE0300	**Policy Sol-Adult Learners(070**	**-3.38**		
RXFR	Transfer (Regular)	3.38	0.00	
				0.00
NHE0400	**MahlonMartin Scholarship(070**	**-91,828.25**		
DXFR	Transfer (Deduction)	0.00	850.66	
				-92,678.91
NHE0500	**Statewide Conf-Higher Ed (07**	**-9,169.63**		
DXFR	Transfer (Deduction)	0.00	104.97	
RCPT	Receipt	0.00	3,178.01	
				-12,452.61
NHE0600	**ADHE College Access Challen**	**-444.21**		
DXFR	Transfer (Deduction)	0.00	0.32	
RXFR	Transfer (Regular)	444.53	0.00	
				0.00
NHE0700	**Complete College America (07**	**-0.08**		
RXFR	Transfer (Regular)	0.08	0.00	
				0.00
NHE0800	**ADHE Student Info System (07**	**-67,508.74**		
DXFR	Transfer (Deduction)	0.00	625.37	
				-68,134.11
NHE0900	**Career Coachees Prog-Tanf**	**-0.47**		
RXFR	Transfer (Regular)	0.47	0.00	
				0.00
NHE1000	**ADHE EngageAr Admin Funds**	**-140,624.55**		
DXFR	Transfer (Deduction)	0.00	1,111.12	

Fund / Type	Fund Description / Type Description	Beginning Balance / Debits	Credits	Ending Balance
RCPT	Receipt	0.00	39,573.45	
WARR	Warrants	59,885.09	0.00	
				-121,424.03
NHE1100	**Grad Medical Residency Progr**	**0.00**		
DXFR	Transfer (Deduction)	0.00	4,928.69	
RXFR	Transfer (Regular)	0.00	12,490,000.00	
WARR	Warrants	12,490,000.00	0.00	
				-4,928.69
NHS0102	**DHS-Vol-Citizens Part-Int Trea**	**-9,091.11**		
DXFR	Transfer (Deduction)	0.00	46.52	
RXFR	Transfer (Regular)	9,137.63	0.00	
				0.00
NHS0103	**DHS-Residents Benefits-Int Tr**	**-45,951.71**		
DXFR	Transfer (Deduction)	0.00	449.61	
RCPT	Receipt	0.00	7,546.10	
WARR	Warrants	2,151.31	0.00	
				-51,796.11
NHS0110	**DHS-DCCEC-Int Treas**	**-41,358.61**		
DXFR	Transfer (Deduction)	0.00	397.46	
RCPT	Receipt	0.00	3,097.68	
				-44,853.75
NHS0202	**DCCECE Comm Dist**	**-118,188.39**		
DXFR	Transfer (Deduction)	0.00	1,049.58	
RCPT	Receipt	0.00	4,157.12	
RXFR	Transfer (Regular)	18,213.91	0.00	
WARR	Warrants	10,157.04	0.00	
				-95,024.14
NHS0401	**Ash-Patients Benefits-Int Trea**	**-31,783.67**		
DXFR	Transfer (Deduction)	0.00	316.36	
RCPT	Receipt	0.00	5,789.68	
				-37,889.71
NHS0701	**DO-At Risk Youth Grant (0710)**	**-445.28**		
DXFR	Transfer (Deduction)	0.00	4.13	
				-449.41
NLC0000	**Contractor's Lic Brd (0224)**	**-2,059,688.50**		
COFF	Checks Charged Off	3,440.00	0.00	
DXFR	Transfer (Deduction)	0.00	16,938.99	
RCPT	Receipt	0.00	1,470,442.81	
RXFR	Transfer (Regular)	1,045,793.30	4,546.50	
WARR	Warrants	556,032.99	0.00	
				-1,946,350.51
NLC0100	**ContracDep lieu of PerfBd 022**	**-260,000.00**		
RCPT	Receipt	0.00	15,000.00	
				-275,000.00
NLT0000	**Special Training - Cash (0950)**	**-198,671.71**		
DXFR	Transfer (Deduction)	0.00	1,593.45	
RXFR	Transfer (Regular)	447.89	731.71	
WARR	Warrants	83,732.82	0.00	
				-116,816.16
NMB0000	**AR State Med Board 19*-4-503**	**0.00**		
COFF	Checks Charged Off	1,665.00	0.00	

Fund / Type	Fund Description / Type Description	Beginning Balance / Debits	Credits	Ending Balance
DXFR	Transfer (Deduction)	0.00	20,928.84	
RCPT	Receipt	0.00	11,511,725.44	
				-11,530,989.28
NMD0001	**Military-Oprs-Int Treas**	**-1,000,387.12**		
DXFR	Transfer (Deduction)	0.00	9,241.50	
RCPT	Receipt	0.00	100,517.00	
RXFR	Transfer (Regular)	123,118.00	79,689.60	
WARR	Warrants	81,729.17	0.00	
				-984,988.05
NMD0002	**Military-Counterdrug-Int Treas**	**-91,848.74**		
DXFR	Transfer (Deduction)	0.00	1,034.95	
RCPT	Receipt	0.00	79,919.30	
WARR	Warrants	8,421.05	0.00	
				-164,381.94
NMD0008	**MIL TIMBER ACCOUNT**	**-169,150.62**		
DXFR	Transfer (Deduction)	0.00	1,526.21	
WARR	Warrants	9,644.09	0.00	
				-161,032.74
NMD0011	**Camp Robinson PublicUse (09**	**-7,160.64**		
DXFR	Transfer (Deduction)	0.00	59.29	
RXFR	Transfer (Regular)	0.00	27,314.00	
WARR	Warrants	29,741.07	0.00	
				-4,792.86
NMD0012	**Camp Robinson Trafc Crt (097**	**-13,863.21**		
DXFR	Transfer (Deduction)	0.00	128.41	
RCPT	Receipt	0.00	75.00	
				-14,066.62
NMH0000	**Minority Hlth Cash/Treasury(0:**	**-113,411.97**		
DXFR	Transfer (Deduction)	0.00	1,055.55	
RCPT	Receipt	0.00	1,054.36	
RXFR	Transfer (Regular)	0.00	846.65	
				-116,368.53
NMI0000	**OMIG-CASH (0035)**	**-6,483.93**		
DXFR	Transfer (Deduction)	0.00	67.78	
RCPT	Receipt	0.00	488.47	
RXFR	Transfer (Regular)	105,771.23	120,867.79	
WARR	Warrants	14,938.54	0.00	
				-7,198.20
NMK0000	**MLK-Treasury Cash (0318)**	**-2,713.19**		
DXFR	Transfer (Deduction)	0.00	50.21	
RXFR	Transfer (Regular)	0.00	3,683.82	
				-6,447.22
NMV0000	**MV Special Plates State (0630)**	**-176,215.94**		
RXFR	Transfer (Regular)	0.00	1,604,740.05	
WARR	Warrants	1,624,153.43	0.00	
				-156,802.56
NMV0001	**MVSpecial PlatesNonState (06**	**-189,850.30**		
RXFR	Transfer (Regular)	79.70	1,787,327.52	
WARR	Warrants	1,795,860.79	0.00	
				-181,237.33
NMV0002	**IRP Refunds (0630)**	**-4,897,606.02**		

Fund / Type	Fund Description / Type Description	Beginning Balance / Debits	Credits	Ending Balance
DXFR	Transfer (Deduction)	0.00	70,063.17	
RXFR	Transfer (Regular)	66,430,617.06	66,417,469.47	
WARR	Warrants	20,583.26	0.00	
				-4,933,938.34
NMV0004	**Prepaid Wireless Col**	**-1,460.70**		
DXFR	Transfer (Deduction)	0.00	20.03	
RXFR	Transfer (Regular)	48.40	1,463.99	
				-2,896.32
NMV0005	**DFA REV-Asbestos-Cash in Tr**	**-4,437.22**		
DXFR	Transfer (Deduction)	0.00	41.11	
				-4,478.33
NNB0000	**ASNB Nurse Ed Workshop**	**-673.44**		
DXFR	Transfer (Deduction)	0.00	6.23	
				-679.67
NNB0100	**Bkgrnd Ck-Cash in Treasury02**	**-4,104.72**		
DXFR	Transfer (Deduction)	0.00	21.00	
RXFR	Transfer (Regular)	4,125.72	0.00	
				0.00
NNB0200	**Nursing Scholar Loan 9/09**	**-67,836.74**		
DXFR	Transfer (Deduction)	0.00	1,259.32	
RCPT	Receipt	0.00	11,641.04	
RXFR	Transfer (Regular)	0.00	100,000.00	
WARR	Warrants	58,300.00	0.00	
				-122,437.10
NNH0110	**DAH-DCC Interest (0865)**	**-164,200.65**		
DXFR	Transfer (Deduction)	0.00	954.94	
RCPT	Receipt	0.00	24,939.52	
RXFR	Transfer (Regular)	0.00	1,400.00	
WARR	Warrants	116,314.01	0.00	
				-75,181.10
NNH0130	**Buffalo Watershed Easement 8**	**-6,579.51**		
DXFR	Transfer (Deduction)	0.00	60.93	
				-6,640.44
NNH0201	**DAH AAC Treasury Cash**	**-80,501.69**		
DXFR	Transfer (Deduction)	0.00	1,262.79	
RCPT	Receipt	0.00	208,192.46	
RXFR	Transfer (Regular)	150,000.00	300,000.00	
WARR	Warrants	152,330.12	0.00	
				-287,626.82
NNH0202	**SallyWilliams Artist Fd (0870)**	**-13,280.05**		
DXFR	Transfer (Deduction)	0.00	148.71	
RCPT	Receipt	0.00	6,025.00	
WARR	Warrants	4,649.00	0.00	
				-14,804.76
NNH0310	**DAH-Old St Hs (0865)**	**-366.43**		
DXFR	Transfer (Deduction)	0.00	3.39	
				-369.82
NNH0320	**Ark Cmtve-Trapnall H (0865)**	**-790.69**		
DXFR	Transfer (Deduction)	0.00	7.11	
WARR	Warrants	30.85	0.00	
				-766.95

Fund / Type	Fund Description / Type Description	Beginning Balance / Debits	Credits	Ending Balance
NNH0340	**Ark Cmtve-Gift Shop (0865)**	**-448,064.36**		
DXFR	Transfer (Deduction)	0.00	3,377.91	
RADJ	Receipt Adjustment	400.00	400.00	
RCPT	Receipt	0.00	32,064.89	
RXFR	Transfer (Regular)	548.34	89,952.81	
WARR	Warrants	183,928.68	0.00	
				-388,982.95
NNH0430	**DAH-Main Street (0865)**	**-13,853.35**		
DXFR	Transfer (Deduction)	0.00	128.33	
				-13,981.68
NNH0440	**DAH-AHPP Cash/Treas (0865)**	**-373,533.96**		
COFF	Checks Charged Off	700.00	0.00	
DXFR	Transfer (Deduction)	0.00	3,866.74	
RCPT	Receipt	0.00	95,167.66	
				-471,868.36
NNH0450	**DAH-HPP Wolf House (0865)**	**-508.26**		
DXFR	Transfer (Deduction)	0.00	4.72	
				-512.98
NNH0510	**Ntl Hrtg-Stewardship (0865)**	**-615,928.69**		
DXFR	Transfer (Deduction)	0.00	4,876.55	
RCPT	Receipt	0.00	34,755.17	
RXFR	Transfer (Regular)	22,500.00	0.00	
WARR	Warrants	174,531.20	0.00	
				-458,529.21
NNH0530	**Ntl Hrtg-Oprs (0865)**	**-57,069.00**		
DXFR	Transfer (Deduction)	0.00	527.90	
RCPT	Receipt	0.00	6,948.88	
WARR	Warrants	3,315.00	0.00	
				-61,230.78
NNH0610	**ATR-Oprs (0865)**	**-76.08**		
DXFR	Transfer (Deduction)	0.00	0.72	
				-76.80
NNH0630	**ATR-Oprs (0865)**	**-98,316.49**		
DXFR	Transfer (Deduction)	0.00	648.76	
RCPT	Receipt	0.00	115,585.00	
RXFR	Transfer (Regular)	0.15	701.19	
WARR	Warrants	51,418.24	0.00	
				-163,833.05
NNH0710	**DAH-St Archives Cash (0865)**	**-55,602.93**		
COFF	Checks Charged Off	85.00	0.00	
DXFR	Transfer (Deduction)	0.00	540.15	
RCPT	Receipt	0.00	15,120.82	
WARR	Warrants	5,673.14	0.00	
				-65,505.76
NNH0910	**DAH Mos Tmplr Cash (0865)**	**-544,619.23**		
DXFR	Transfer (Deduction)	0.00	4,469.00	
RCPT	Receipt	0.00	57,297.80	
RXFR	Transfer (Regular)	185.30	1,641.17	
WARR	Warrants	97,079.91	0.00	
				-510,761.99
NPB0000	**Pharmacy Ckg-Int Treas**	**-2,448,720.82**		

Fund / Type	Fund Description / Type Description	Beginning Balance / Debits	Credits	Ending Balance
COFF	Checks Charged Off	992.50	0.00	
DXFR	Transfer (Deduction)	0.00	24,483.74	
RCPT	Receipt	0.00	2,257,686.54	
RXFR	Transfer (Regular)	1,770,394.66	2,327.34	
WARR	Warrants	588,288.17	0.00	
				-2,373,543.11
NPB0100	**Pharmacy Student 772/09**	**-2.93**		
RXFR	Transfer (Regular)	2.93	0.00	
				0.00
NPB0200	**Loans/Scholarships (0283)**	**-78,755.89**		
DXFR	Transfer (Deduction)	0.00	224.73	
RXFR	Transfer (Regular)	0.00	400,002.93	
WARR	Warrants	475,000.00	0.00	
				-3,983.55
NPC0200	**ADHE PVC Cash (0700)**	**-14,113.96**		
DXFR	Transfer (Deduction)	0.00	130.75	
				-14,244.71
NPH0000	**Board of Phys Therapy 19-4-5(**	**-274,257.59**		
DXFR	Transfer (Deduction)	0.00	2,687.94	
RCPT	Receipt	0.00	267,145.24	
RXFR	Transfer (Regular)	129,815.52	763.20	
WARR	Warrants	35,155.13	0.00	
				-379,883.32
NPM0000	**Podiatry Medicine Board-Cash**	**-244,026.65**		
COFF	Checks Charged Off	75.00	0.00	
DXFR	Transfer (Deduction)	0.00	2,283.25	
RCPT	Receipt	0.00	9,355.00	
RXFR	Transfer (Regular)	34.45	3,346.39	
WARR	Warrants	1,769.04	0.00	
				-257,132.80
NPS0000	**Brd Prof Soil Classifiers Cash**	**-15,367.24**		
DXFR	Transfer (Deduction)	0.00	144.83	
RCPT	Receipt	0.00	572.00	
RXFR	Transfer (Regular)	4.45	0.00	
WARR	Warrants	89.49	0.00	
				-15,990.13
NPT0101	**PT-Tourism Oprs-Int Treas**	**-9,635.01**		
DXFR	Transfer (Deduction)	0.00	88.36	
RXFR	Transfer (Regular)	0.00	84.52	
WARR	Warrants	356.66	0.00	
				-9,451.23
NPT0104	**PT-Sweep-Int Treas**	**-8,713,587.38**		
DXFR	Transfer (Deduction)	0.00	92,843.96	
RADJ	Receipt Adjustment	31,609.21	31,609.21	
RCPT	Receipt	0.00	33,606,916.54	
RXFR	Transfer (Regular)	13,256,280.67	498,729.48	
WARR	Warrants	18,834,651.62	0.00	
				-10,821,145.07
NPT0204	**War Memorial Cash (0900)**	**-229,180.78**		
DXFR	Transfer (Deduction)	0.00	3,165.30	
RADJ	Receipt Adjustment	1,508.00	1,508.00	

Fund / Type	Fund Description / Type Description	Beginning Balance / Debits	Credits	Ending Balance
RCPT	Receipt	0.00	1,244,052.11	
RXFR	Transfer (Regular)	181,903.28	122,732.67	
WARR	Warrants	870,190.41	0.00	
				-547,037.17
NPT0904	**ASP Spec License Plate Rever**	**-742,963.34**		
DXFR	Transfer (Deduction)	0.00	7,398.18	
RXFR	Transfer (Regular)	0.00	197,557.36	
WARR	Warrants	8,012.80	0.00	
				-939,906.08
NRC0000	**RACING LIC APPL (0631)**	**-367,171.21**		
DXFR	Transfer (Deduction)	0.00	4,448.49	
RADJ	Receipt Adjustment	0.00	349,130.00	
RCPT	Receipt	0.00	262,450.00	
RXFR	Transfer (Regular)	259,339.44	198,700.70	
WARR	Warrants	377,586.22	0.00	
				-544,974.74
NRC0100	**Compulsive Gamb Disorder Pr**	**0.00**		
DXFR	Transfer (Deduction)	0.00	943.41	
RXFR	Transfer (Regular)	0.00	200,000.00	
				-200,943.41
NRE0001	**Real Estate-Int Treas**	**-1,652,514.25**		
COFF	Checks Charged Off	1,008.75	0.00	
DXFR	Transfer (Deduction)	0.00	17,850.20	
RCPT	Receipt	0.00	1,596,891.51	
RXFR	Transfer (Regular)	890,511.89	6,336.23	
WARR	Warrants	497,340.68	0.00	
				-1,884,730.87
NRE0002	**Real Estate-Ckg-Int Treas**	**-781,914.35**		
COFF	Checks Charged Off	75.00	0.00	
DXFR	Transfer (Deduction)	0.00	7,444.21	
RCPT	Receipt	0.00	50,097.62	
				-839,381.18
NRF0000	**Bd Reg Foresters Op (0239)**	**-104,316.65**		
DXFR	Transfer (Deduction)	0.00	908.16	
RCPT	Receipt	0.00	13,163.35	
RXFR	Transfer (Regular)	8,926.11	221.00	
WARR	Warrants	10,213.06	0.00	
				-99,469.99
NRS0001	**Rehab-Tech Eqpt-Int Treas**	**-1,355,736.95**		
COFF	Checks Charged Off	10.00	0.00	
DXFR	Transfer (Deduction)	0.00	11,945.33	
RCPT	Receipt	0.00	196,604.43	
WARR	Warrants	221,919.97	0.00	
				-1,342,356.74
NRS0002	**Rehab-HSRC Oprs-Int Treas**	**-147,492.22**		
DXFR	Transfer (Deduction)	0.00	1,429.76	
RXFR	Transfer (Regular)	1,880.84	292,162.25	
WARR	Warrants	113,608.26	0.00	
				-325,595.13
NSA0000	**Brd Examiners Speech-Lang 0**	**-2,157,842.11**		
COFF	Checks Charged Off	260.00	0.00	

Fund	Fund Description	Beginning Balance		Ending Balance
Type	**Type Description**	**Debits**	**Credits**	
DXFR	Transfer (Deduction)	0.00	20,128.48	
RCPT	Receipt	0.00	183,238.86	
RXFR	Transfer (Regular)	71,984.92	811.57	
WARR	Warrants	38,591.63	0.00	
				-2,251,184.47
NSC0001	**Spinal Cord-Take Cntrl-Interes**	**-90,468.08**		
DXFR	Transfer (Deduction)	0.00	967.99	
RCPT	Receipt	0.00	2,392.82	
RXFR	Transfer (Regular)	368.60	13,574.89	
WARR	Warrants	922.35	0.00	
				-106,112.83
NSF0000	**Three Rivers Study - CIT**	**-171.58**		
DXFR	Transfer (Deduction)	0.00	128.88	
				-300.46
NSL0200	**State Library Gates Grant**	**-14,212.06**		
DXFR	Transfer (Deduction)	0.00	138.75	
RCPT	Receipt	0.00	2,350.00	
WARR	Warrants	2,350.00	0.00	
				-14,350.81
NSP0300	**Troop K Cont-Cash (0960)**	**-67.72**		
DXFR	Transfer (Deduction)	0.00	0.62	
				-68.34
NSP0400	**CHCL Cash Fund (0960)**	**-96.31**		
DXFR	Transfer (Deduction)	0.00	0.88	
				-97.19
NSP0500	**AWIN OPER CASH FUND (096**	**-1.22**		
RXFR	Transfer (Regular)	1.22	0.00	
				0.00
NSP0600	**ADFA BOND LOAN FOR CONS**	**-1,333.64**		
DXFR	Transfer (Deduction)	0.00	12.09	
WARR	Warrants	1,333.64	0.00	
				-12.09
NSS0005	**Capitol Bldg&Grds Restor (00**	**-1,113.52**		
DXFR	Transfer (Deduction)	0.00	10.30	
				-1,123.82
NSS0009	**SOS - Misc Projects**	**-23,023.91**		
DXFR	Transfer (Deduction)	0.00	213.28	
				-23,237.19
NST0101	**AEDC-S/T WinRock (790)**	**-148.30**		
DXFR	Transfer (Deduction)	0.00	1.37	
				-149.67
NST0601	**AEDC-S/T Seed Cap (790)**	**-1,396,695.95**		
DXFR	Transfer (Deduction)	0.00	9,828.93	
RXFR	Transfer (Regular)	150,000.00	179,000.00	
WARR	Warrants	511,650.00	0.00	
				-923,874.88
NST0701	**AEDC-SciTech Industr (790)**	**-60,213.52**		
DXFR	Transfer (Deduction)	0.00	351.44	
RXFR	Transfer (Regular)	18,000.00	0.00	
WARR	Warrants	24,023.82	0.00	

Fund Type	Fund Description / Type Description	Beginning Balance / Debits	Credits	Ending Balance
				-18,541.14
NST0901	**AEDC-AR Mfg Ext Ntwk (790)**	**-1,208,384.18**		
DXFR	Transfer (Deduction)	0.00	13,445.07	
RCPT	Receipt	0.00	741,672.35	
RXFR	Transfer (Regular)	245,056.52	78,747.48	
WARR	Warrants	255,252.42	0.00	
				-1,541,940.14
NSW0101	**Soil & Water-Travel-Interest T**	**-7,247,764.69**		
COFF	Checks Charged Off	4,132.50	0.00	
DXFR	Transfer (Deduction)	0.00	81,014.13	
RADJ	Receipt Adjustment	601.85	601.85	
RCPT	Receipt	0.00	3,457,160.13	
RXFR	Transfer (Regular)	77,347.20	269,793.94	
WARR	Warrants	681,285.00	0.00	
				-10,292,968.19
NSW0106	**Soil & Water-Dam Permit Fees**	**-520,299.40**		
DXFR	Transfer (Deduction)	0.00	4,704.98	
RCPT	Receipt	0.00	97,937.27	
RXFR	Transfer (Regular)	91,729.70	0.00	
WARR	Warrants	22,376.45	0.00	
				-508,835.50
NSW0107	**Soil & Water-Gpm-Interest Tre**	**-153,807.93**		
DXFR	Transfer (Deduction)	0.00	1,459.31	
RCPT	Receipt	0.00	82,637.43	
RXFR	Transfer (Regular)	37,661.82	216.00	
WARR	Warrants	14,586.94	0.00	
				-185,871.91
NSW0108	**Soil & Water-Info-Educ-Int Tre**	**-362,771.32**		
DXFR	Transfer (Deduction)	0.00	3,562.27	
RCPT	Receipt	0.00	318,926.64	
RXFR	Transfer (Regular)	281,636.91	38,801.10	
WARR	Warrants	43,900.02	0.00	
				-398,524.40
NSW0109	**Soil & Water-Tax Credits-Int T**	**-162,853.03**		
DXFR	Transfer (Deduction)	0.00	1,092.35	
RCPT	Receipt	0.00	27,282.19	
RXFR	Transfer (Regular)	66,999.64	0.00	
WARR	Warrants	39,964.30	0.00	
				-84,263.63
NSW0110	**Soil & Water-Wellwtr Oprs-Int**	**-511,668.22**		
DXFR	Transfer (Deduction)	0.00	5,395.11	
RADJ	Receipt Adjustment	250.00	250.00	
RCPT	Receipt	0.00	152,245.00	
RXFR	Transfer (Regular)	146,194.67	280.25	
WARR	Warrants	16,846.80	0.00	
				-506,547.11
NSW0111	**Soil & Water-Admin Fees-Int T**	**-1,509,371.52**		
DXFR	Transfer (Deduction)	0.00	12,075.27	
RCPT	Receipt	0.00	750.00	
RXFR	Transfer (Regular)	301,588.52	77,147.00	
WARR	Warrants	133,183.69	0.00	

Fund Type	Fund Description / Type Description	Beginning Balance / Debits	Credits	Ending Balance
				-1,164,571.58
NSW0112	**Soil & Water-WtInds Mitig Bk-I**	**-115,760.09**		
DXFR	Transfer (Deduction)	0.00	1,044.76	
RXFR	Transfer (Regular)	500.00	0.00	
WARR	Warrants	4,950.00	0.00	
				-111,354.85
NSW0114	**Soil/Water WtInds Rip Tax (455**	**-213,696.87**		
DXFR	Transfer (Deduction)	0.00	2,124.58	
RCPT	Receipt	0.00	26,757.48	
WARR	Warrants	641.35	0.00	
				-241,937.58
NSW0115	**SW-Forestry Grant**	**-37,028.42**		
DXFR	Transfer (Deduction)	0.00	375.12	
RXFR	Transfer (Regular)	0.00	3,915.00	
				-41,318.54
NSW0116	**Soil & Water-Water Plan Comp**	**-21,550.80**		
DXFR	Transfer (Deduction)	0.00	202.92	
RCPT	Receipt	0.00	4,330.00	
WARR	Warrants	1,924.14	0.00	
				-24,159.58
NSW0117	**SW-Misc Fees**	**-2,420.06**		
DXFR	Transfer (Deduction)	0.00	29.86	
RXFR	Transfer (Regular)	0.00	1,028.68	
				-3,478.60
NSW0118	**Soil & Water-Non Riparian(455**	**-10,325.29**		
DXFR	Transfer (Deduction)	0.00	98.33	
RCPT	Receipt	0.00	1,100.00	
				-11,523.62
NSW0123	**Nutrient/Poultry Litter**	**-24,723.39**		
COFF	Checks Charged Off	50.00	0.00	
DXFR	Transfer (Deduction)	0.00	289.86	
RCPT	Receipt	0.00	10,380.00	
WARR	Warrants	233.07	0.00	
				-35,110.18
NSW0124	**S&W Floodplain Adm(0455)**	**-37,026.74**		
DXFR	Transfer (Deduction)	0.00	337.72	
RCPT	Receipt	0.00	30.00	
RXFR	Transfer (Regular)	0.00	2,308.00	
WARR	Warrants	2,507.07	0.00	
				-37,195.39
NSW0125	**ASWC TSPCA NRCS**	**-57,146.19**		
DXFR	Transfer (Deduction)	0.00	785.74	
RCPT	Receipt	0.00	438,610.78	
RXFR	Transfer (Regular)	31,447.32	0.00	
WARR	Warrants	371,038.28	0.00	
				-94,057.11
NSW0126	**ASWCC Tspca Nrcs-0455**	**-41,691.41**		
DXFR	Transfer (Deduction)	0.00	143.85	
RXFR	Transfer (Regular)	56,624.74	29,467.32	
WARR	Warrants	5,588.35	0.00	
				-9,089.49

Fund	Fund Description	Beginning Balance		Ending Balance
Type	Type Description	Debits	Credits	
NSW0130	**USGS PAYMENT INDIRECT (04**	**-80,046.41**		
DXFR	Transfer (Deduction)	0.00	741.50	
				-80,787.91
NSW0137	**Drinking Water FY09 (0455)**	**-281,906.02**		
DXFR	Transfer (Deduction)	0.00	1,950.65	
RCPT	Receipt	0.00	285,000.00	
RXFR	Transfer (Regular)	386,220.71	5,307.56	
WARR	Warrants	51,739.38	0.00	
				-136,204.14
NSW0140	**NRCS-Grants to Districts (455)**	**-81,874.69**		
DXFR	Transfer (Deduction)	0.00	555.11	
RCPT	Receipt	0.00	130,255.50	
WARR	Warrants	145,925.31	0.00	
				-66,759.99
NTC0000	**TCB Sale to Minors Enf**	**-940,804.51**		
DXFR	Transfer (Deduction)	0.00	592.70	
RXFR	Transfer (Regular)	930,462.52	0.00	
WARR	Warrants	10,920.67	0.00	
				-14.02
NTC0100	**ATC Tobacco Forfeiture (0261)**	**-659,377.99**		
DXFR	Transfer (Deduction)	0.00	587.37	
RCPT	Receipt	0.00	2,361.00	
RXFR	Transfer (Regular)	665,369.55	3,043.19	
				0.00
NTC0200	**ATC Law EnforcementTraining**	**-4,299.40**		
DXFR	Transfer (Deduction)	0.00	3.64	
RXFR	Transfer (Regular)	4,303.04	0.00	
				0.00
NTC0300	**ATC-Enforcement Div**	**0.00**		
DXFR	Transfer (Deduction)	0.00	8,056.68	
RCPT	Receipt	0.00	344.39	
RXFR	Transfer (Regular)	269,639.59	1,305,305.86	
WARR	Warrants	226,152.78	0.00	
				-817,914.56
NTC0400	**ATC-Enforce Tobacco Forfeitu**	**0.00**		
CTAX	Claims & Taxes	20,000.00	0.00	
DXFR	Transfer (Deduction)	0.00	5,730.02	
RCPT	Receipt	0.00	89,208.04	
RXFR	Transfer (Regular)	632.90	669,487.65	
WARR	Warrants	19,729.21	0.00	
				-724,063.60
NTC0500	**ATC Law Enforce Training & E**	**0.00**		
DXFR	Transfer (Deduction)	0.00	36.17	
RXFR	Transfer (Regular)	0.00	4,303.04	
				-4,339.21
NTI0000	**Investment Cash (0069)**	**-304.58**		
DXFR	Transfer (Deduction)	0.00	2.81	
				-307.39
NTR0000	**Towing/Recovery**	**-1,164.96**		
DXFR	Transfer (Deduction)	0.00	10.80	
				-1,175.76

Fund	Fund Description	Beginning Balance		Ending Balance
Type	Type Description	Debits	Credits	
NTS0100	**ATRS-Asbestos-Cash in Treas**	**-1,687.90**		
DXFR	Transfer (Deduction)	0.00	15.64	
				-1,703.54
NTT0000	**TOWING AND REC BOARD TR**	**-254,270.16**		
COFF	Checks Charged Off	294.00	0.00	
DXFR	Transfer (Deduction)	0.00	2,070.89	
RCPT	Receipt	0.00	250,339.44	
RXFR	Transfer (Regular)	189,504.85	953.41	
WARR	Warrants	93,098.79	0.00	
				-224,736.26
NVA0000	**DVA Cash in Treasury**	**-769,675.08**		
COFF	Checks Charged Off	2,325.00	0.00	
DXFR	Transfer (Deduction)	0.00	4,594.64	
RCPT	Receipt	0.00	8,204,427.83	
RXFR	Transfer (Regular)	3,941,044.81	443,446.13	
WARR	Warrants	4,868,183.47	0.00	
				-610,590.40
NVA0010	**Fayetteville Special Mainten**	**-514,370.33**		
DXFR	Transfer (Deduction)	0.00	4,648.52	
RXFR	Transfer (Regular)	13,529.00	0.00	
WARR	Warrants	40,035.92	0.00	
				-465,453.93
NVA0020	**FVH COVID19 Stimulus**	**0.00**		
DXFR	Transfer (Deduction)	0.00	0.02	
RXFR	Transfer (Regular)	0.02	0.00	
				0.00
NVA0030	**FVH COVID19 Stimulus2**	**-247,365.49**		
DXFR	Transfer (Deduction)	0.00	788.22	
RXFR	Transfer (Regular)	248,153.71	0.00	
				0.00
NVA0040	**FVH Consol Approp Act 100M**	**-282,224.55**		
DXFR	Transfer (Deduction)	0.00	2,447.78	
RXFR	Transfer (Regular)	115,873.34	0.00	
				-168,798.99
NVA0100	**LR Veterans Affair**	**-11,763.46**		
DXFR	Transfer (Deduction)	0.00	108.96	
				-11,872.42
NVA0200	**Veterans Cemetery § 19-5-107**	**-290,919.74**		
DXFR	Transfer (Deduction)	0.00	4,606.33	
RADJ	Receipt Adjustment	1,614.00	1,614.00	
RCPT	Receipt	0.00	599,624.00	
RXFR	Transfer (Regular)	91,984.80	197,324.98	
WARR	Warrants	216,561.97	0.00	
				-783,928.28
NVA0210	**NLR Cemetery Hold (0385)**	**-193,868.54**		
DXFR	Transfer (Deduction)	0.00	2,848.89	
RXFR	Transfer (Regular)	0.00	263,507.42	
WARR	Warrants	53,507.42	0.00	
				-406,717.43
NVA0300	**Birdeye Cemetery Cash (0385)**	**-115,666.12**		
DXFR	Transfer (Deduction)	0.00	1,153.83	

Fund / Type	Fund Description / Type Description	Beginning Balance / Debits	Credits	Ending Balance
RCPT	Receipt	0.00	80,327.80	
RXFR	Transfer (Regular)	1,808.52	991.54	
WARR	Warrants	61,807.55	0.00	
				-134,523.22
NVA0700	**VETERANS AFFAIRS-DONATI(**	**-146.05**		
DXFR	Transfer (Deduction)	0.00	1.35	
				-147.40
NVA0800	**ADVA OFF OF ATT GEN FUND**	**-42,049.64**		
DXFR	Transfer (Deduction)	0.00	279.93	
RXFR	Transfer (Regular)	86.35	0.00	
WARR	Warrants	22,326.98	0.00	
				-19,916.24
NVA0900	**ADVA STATE VET HOME AT NI**	**-1,503,889.04**		
COFF	Checks Charged Off	370.52	0.00	
DXFR	Transfer (Deduction)	0.00	18,030.79	
RCPT	Receipt	0.00	12,531,230.82	
RXFR	Transfer (Regular)	5,429,140.63	365,234.20	
WARR	Warrants	6,645,424.42	0.00	
				-2,343,449.28
NVA0910	**NLR COVID19 Stimulus**	**0.00**		
DXFR	Transfer (Deduction)	0.00	11.41	
RXFR	Transfer (Regular)	11.39	0.00	
				-0.02
NVA0920	**NLR COVID 19 Stimulus2**	**-233,357.21**		
DXFR	Transfer (Deduction)	0.00	1,396.06	
RXFR	Transfer (Regular)	323,733.53	109,777.92	
				-20,797.66
NVA0930	**NLR Consol Approp Act 100M**	**-478,053.83**		
DXFR	Transfer (Deduction)	0.00	4,428.54	
				-482,482.37
NVAHOLD	**Rainy Day Disbursement (038!**	**-667,891.99**		
DXFR	Transfer (Deduction)	0.00	6,187.02	
				-674,079.01
NWC0000	**Wrks Comp-Interest Treas**	**-62,217.68**		
DXFR	Transfer (Deduction)	0.00	522.32	
WARR	Warrants	10,000.00	0.00	
				-52,740.00
NWC0001	**Workers Comp-Cash Treas (03**	**-101.96**		
DXFR	Transfer (Deduction)	0.00	0.94	
				-102.90
NWS0200	**Pymts Contr/Vendors TAA 081**	**-119,636.34**		
DXFR	Transfer (Deduction)	0.00	1,317.45	
RADJ	Receipt Adjustment	884.46	884.46	
RCPT	Receipt	0.00	1,036,269.33	
WARR	Warrants	1,057,061.58	0.00	
				-100,161.54
NWS0300	**Rainy Day Funds/UI Moderniza**	**-1,059,508.90**		
DXFR	Transfer (Deduction)	0.00	9,314.09	
WARR	Warrants	271,197.50	0.00	
				-797,625.49

Fund	Fund Description	Beginning Balance		Ending Balance
Type	Type Description	Debits	Credits	
PAB0100	**Auctioneers Licensing-Payroll**	**-1,409.39**		
RCPT	Receipt	0.00	13,000.00	
RXFR	Transfer (Regular)	19,402.84	6,643.45	
WARR	Warrants	1,450.00	0.00	
				-200.00
PAG0000	**Agri - Paying (0400)**	**-8,815.42**		
RXFR	Transfer (Regular)	9.89	0.01	
				-8,805.54
PAY9901	**Department of Agri Paying**	**-30,160.57**		
RADJ	Receipt Adjustment	774.40	0.00	
RCPT	Receipt	0.00	1,060.30	
RXFR	Transfer (Regular)	4,412,995.18	8,195,805.19	
WARR	Warrants	3,810,002.30	0.00	
				-3,254.18
PAY9902	**Department of Commerce Pay**	**-159,022.98**		
RXFR	Transfer (Regular)	2,022,877.19	2,480,855.28	
WARR	Warrants	245,790.29	0.00	
				-371,210.78
PAY9903	**Corrections Paying**	**0.00**		
RCPT	Receipt	0.00	559.20	
RXFR	Transfer (Regular)	11,707,901.36	95,621,592.51	
WARR	Warrants	83,823,331.21	0.00	
				-90,919.14
PAY9904	**Department of Education Payi**	**0.00**		
RCPT	Receipt	0.00	465.10	
RXFR	Transfer (Regular)	5,066,089.46	6,324,308.01	
WARR	Warrants	444,623.05	0.00	
				-814,060.60
PAY9905	**Dept of Energy & Environ Payi**	**-50,405.00**		
RXFR	Transfer (Regular)	6,463,755.47	7,375,789.02	
WARR	Warrants	750,812.02	0.00	
				-211,626.53
PAY9906	**Dept of Finance & Admin Payi**	**-91,431.67**		
RXFR	Transfer (Regular)	91,431.67	0.00	
				0.00
PAY9907	**Department of Health Paying**	**0.00**		
RXFR	Transfer (Regular)	22,037.66	30,365.80	
WARR	Warrants	5,950.00	0.00	
				-2,378.14
PAY9908	**DHS PAYING (9908)**	**-5,590.98**		
RCPT	Receipt	0.00	3,477.31	
RXFR	Transfer (Regular)	405,397.13	396,328.84	
				0.00
PAY9909	**Dept of InspectorGeneral Payi**	**-7,567.31**		
RCPT	Receipt	0.00	4,484.00	
RXFR	Transfer (Regular)	1,132,716.30	1,347,317.17	
WARR	Warrants	221,010.55	0.00	
				-5,641.63
PAY9910	**Depart of Labor&License Payi**	**-176,937.13**		
RADJ	Receipt Adjustment	44,490.76	44,490.76	
RCPT	Receipt	0.00	163,358.26	

Fund	Fund Description	Beginning Balance		Ending Balance
Type	Type Description	Debits	Credits	
RXFR	Transfer (Regular)	2,210,499.91	3,357,414.22	
WARR	Warrants	1,077,939.43	0.00	
				-409,270.27
PAY9912	**Deptof ParksHeritage&Tourisn**	**-1,692.73**		
RCPT	Receipt	0.00	1,876.81	
RXFR	Transfer (Regular)	8,104,720.38	12,264,621.27	
WARR	Warrants	4,157,141.63	0.00	
				-6,328.80
PAY9913	**Dept of Public Safety Paying**	**-2,676.05**		
RXFR	Transfer (Regular)	5,737,402.50	6,552,014.45	
WARR	Warrants	809,599.44	472.81	
				-8,161.37
PAY9914	**Transformation&SharedSvcsP**	**-167,641.01**		
RXFR	Transfer (Regular)	981.65	0.00	
				-166,659.36
PAYROLL	**Statewide Payroll Paying Acct**	**-742,601.78**		
RCPT	Receipt	0.00	31,303.45	
RXFR	Transfer (Regular)	6,729,172.06	1,599,342,787.16	
WARR	Warrants	1,592,759,832.42	0.00	
				-627,687.91
PER0100	**Educ Rehab Paying-Fed Admi**	**-1,018.07**		
RXFR	Transfer (Regular)	14.35	0.00	
				-1,003.72
PER0200	**Educ Rehab Paying-Prch Serv**	**-970,532.64**		
RCPT	Receipt	0.00	26,583,998.39	
RXFR	Transfer (Regular)	28,817,642.51	10,554,196.07	
WARR	Warrants	8,360,867.56	0.00	
				-930,217.03
PER0300	**Educ Rehab Paying-Grants**	**-573,012.73**		
RCPT	Receipt	0.00	2,579,359.85	
RXFR	Transfer (Regular)	6,741.70	14,935,000.00	
WARR	Warrants	17,377,384.99	0.00	
				-703,245.89
PER0500	**Educ Rehab Paying-Grants**	**-124,553.69**		
RCPT	Receipt	0.00	579,809.00	
RXFR	Transfer (Regular)	246,572.66	1,724.78	
WARR	Warrants	352,954.93	0.00	
				-106,559.88
PER6000	**Blind Services Grant**	**0.00**		
RADJ	Receipt Adjustment	2,205,634.99	2,205,634.99	
RCPT	Receipt	0.00	3,061,710.82	
RXFR	Transfer (Regular)	4,178.00	1,424,622.52	
WARR	Warrants	3,671,826.32	0.00	
				-810,329.02
PER6500	**Blind Services Oper**	**0.00**		
RADJ	Receipt Adjustment	2,323,546.67	2,323,546.67	
RCPT	Receipt	0.00	3,732,742.76	
RXFR	Transfer (Regular)	3,342,743.92	3,160,478.88	
WARR	Warrants	1,407,637.12	0.00	
				-2,142,840.60
PFA0100	**AR Dev Fin Auth Paying Oprs**	**-171,730.80**		

Fund / Type	Fund Description / Type Description	Beginning Balance / Debits	Credits	Ending Balance
RCPT	Receipt	0.00	4,115,414.54	
RXFR	Transfer (Regular)	3,793,630.49	28,196.03	
WARR	Warrants	315,689.61	0.00	
				-206,021.27
PFN0100	**Enforcement Officers**	**-3,000.02**		
RXFR	Transfer (Regular)	24,420.00	21,419.98	
				0.00
PHD0000	**Health Oper § 19-5-104**	**-6,320,158.00**		
RADJ	Receipt Adjustment	19,096,692.83	19,041,450.79	
RCPT	Receipt	0.00	172,701,631.61	
RXFR	Transfer (Regular)	154,992,460.62	179,005,928.66	
SDIS	Distribution (Special Fund)	0.00	0.00	
SPEC	Special Reversing Entry	65,894.51	65,894.51	
WARR	Warrants	195,260,124.27	0.00	
				-7,719,891.34
PHDCARE	**Department of Health CARES /**	**-221,034.53**		
RCPT	Receipt	0.00	716.35	
RXFR	Transfer (Regular)	2,117,958.85	8,181,593.24	
WARR	Warrants	6,267,774.36	0.00	
				-17,610.91
PIG9909	**DIG-Investigators**	**0.00**		
RXFR	Transfer (Regular)	330,445.33	364,613.21	
WARR	Warrants	32,714.86	0.00	
				-1,453.02
PLA0000	**Ark Lottery Payroll (0613)**	**0.00**		
RCPT	Receipt	0.00	4,732,370.36	
RXFR	Transfer (Regular)	4,742,148.35	11,224.02	
WARR	Warrants	1,446.03	0.00	
				0.00
PMB0100	**State Medical Bd Payroll**	**-350,749.46**		
RCPT	Receipt	0.00	1,500,000.00	
RXFR	Transfer (Regular)	1,312,695.72	5,285.02	
WARR	Warrants	245,778.59	0.00	
				-297,560.17
PPA0100	**Accounting Board-Payroll**	**-42,782.28**		
RCPT	Receipt	0.00	550,000.00	
RXFR	Transfer (Regular)	502,668.88	1,909.67	
WARR	Warrants	53,671.98	0.00	
				-38,351.09
PPM0000	**Podiatric Medicine Stipends**	**-3,346.39**		
RXFR	Transfer (Regular)	3,346.39	0.00	
				0.00
PSL0200	**ADFA Stud Loans Sal (0395)**	**-19,000.00**		
RCPT	Receipt	0.00	502,060.09	
RXFR	Transfer (Regular)	468,157.32	1,085.04	
WARR	Warrants	23,800.00	0.00	
				-30,187.81
PTA4000	**Dept Of Human Srvs-Medsvcs**	**-4,335.19**		
RCPT	Receipt	0.00	31,245.58	
RXFR	Transfer (Regular)	56,332.10	31,457.95	
WARR	Warrants	6,265.32	0.00	

Fund Transaction by Type

Start Date:7/1/21 End Date:6/29/22

Fund Type	Fund Description / Type Description	Beginning Balance / Debits	Credits	Ending Balance
				-4,441.30
PTA4500	**Dept Of Human Srvs-Co Oprs-**	**-332,150.72**		
RCPT	Receipt	0.00	1,442,450.27	
RXFR	Transfer (Regular)	1,629,912.50	496,566.50	
WARR	Warrants	295,613.64	0.00	
				-345,641.35
PTA7000	**DPSQA Tobacco Settlement (0**	**-12,981.08**		
RCPT	Receipt	0.00	415,444.37	
RXFR	Transfer (Regular)	687,169.60	401,743.34	
WARR	Warrants	140,411.36	0.00	
				-2,587.83
PTD8100	**Tobacco DD Pay-Prescr Drugs**	**-34,439.83**		
RCPT	Receipt	0.00	364,265.97	
RXFR	Transfer (Regular)	0.00	505,331.31	
WARR	Warrants	870,138.78	0.00	
				-33,898.33
PTD8600	**Tobacco DD Pay-Hosp Med Se**	**-12,058,652.58**		
RCPT	Receipt	0.00	43,014,128.20	
RXFR	Transfer (Regular)	37,191,519.37	53,199,280.63	
WARR	Warrants	55,374,602.54	0.00	
				-15,705,939.50
PVN0100	**Northwest Tl-Payroll Paying**	**-68,439.00**		
RCPT	Receipt	0.00	980,000.00	
RXFR	Transfer (Regular)	850,785.60	1,200.00	
WARR	Warrants	66,543.97	0.00	
				-132,309.43
PWD7500	**Dept Of Human Srvs-Tea Emp**	**-617,421.73**		
RCPT	Receipt	0.00	2,800.00	
RXFR	Transfer (Regular)	29,878.00	183,354.00	
WARR	Warrants	159,964.00	0.00	
				-613,733.73
PWD7600	**DHS-Delay Grnts-AFDC**	**-464,239.18**		
RCPT	Receipt	0.00	16,370.50	
RXFR	Transfer (Regular)	361,727.52	2,608,359.12	
WARR	Warrants	2,490,059.07	0.00	
				-237,182.21
PWD7700	**DHS-Nrs Hm Vndr Payments**	**-5,373,771.99**		
RCPT	Receipt	0.00	564,752,965.02	
RXFR	Transfer (Regular)	5,373,771.99	161,888,091.14	
WARR	Warrants	726,474,362.72	0.00	
				-166,693.44
PWD8100	**DHS-DrugVenPay-FamPlan**	**-4,369,127.46**		
RCPT	Receipt	0.00	84,045,101.17	
RXFR	Transfer (Regular)	2,132,559.76	390,442,301.13	
WARR	Warrants	470,269,156.99	0.00	
				-6,454,813.01
PWD8200	**DHS-Peer Revw-Phrmcy Audit**	**-96,903.82**		
RCPT	Receipt	0.00	82,500.07	
RXFR	Transfer (Regular)	7,939.58	90,439.54	
WARR	Warrants	183,625.04	0.00	
				-78,278.81

Fund / Type	Fund Description / Type Description	Beginning Balance / Debits	Credits	Ending Balance
PWD8600	**DHS-Hosp/Med Vendor**	**-78,667,395.81**		
COFF	Checks Charged Off	34,555.41	0.00	
RCPT	Receipt	0.00	6,197,703,188.79	
RXFR	Transfer (Regular)	986,521,670.96	2,196,976,925.12	
WARR	Warrants	7,446,078,183.96	0.00	
				-40,713,099.39
PWD8700	**DHS-Med Assist Prg Admin**	**-8,214,943.09**		
RCPT	Receipt	0.00	44,588,365.80	
RXFR	Transfer (Regular)	34,201,480.13	10,905,342.28	
WARR	Warrants	20,609,821.36	0.00	
				-8,897,349.68
PWD8900	**DHS-Med Assist Prg Peer Rev**	**-8,416,514.73**		
RADJ	Receipt Adjustment	461.56	461.56	
RCPT	Receipt	0.00	222,490,035.87	
RXFR	Transfer (Regular)	2,510,617.04	73,060,654.75	
WARR	Warrants	257,212,578.65	0.00	
				-44,244,009.66
PWD9400	**DHS-Lng Trm Care Prof Contrs**	**-456,461.02**		
RCPT	Receipt	0.00	974,401.91	
RXFR	Transfer (Regular)	7,451.10	513,470.23	
WARR	Warrants	1,393,074.10	0.00	
				-543,807.96
PWD9600	**DHS ARKIDS B Prg**	**-13,583,041.31**		
RCPT	Receipt	0.00	57,147,083.39	
RXFR	Transfer (Regular)	31,146,651.56	65,630,987.23	
WARR	Warrants	77,883,902.24	0.00	
				-27,330,558.13
PWE1400	**DHS-SSvs Blk Grnt-Title XX**	**-49,297.23**		
RCPT	Receipt	0.00	762,146.97	
RXFR	Transfer (Regular)	761,863.64	0.00	
				-49,580.56
PWE1500	**DHS-Older Wrkr Prgm**	**-3,765.28**		
RXFR	Transfer (Regular)	0.00	915,908.83	
WARR	Warrants	919,661.10	0.00	
				-13.01
PWE2000	**DHS-Aging Proj Grant Paymer**	**-806,628.98**		
RCPT	Receipt	0.00	7,935,677.58	
RXFR	Transfer (Regular)	11,608.99	390,439.81	
WARR	Warrants	8,830,996.55	0.00	
				-290,140.83
PWE2300	**DHS Sr Citizens Centers**	**-1,946,372.18**		
RXFR	Transfer (Regular)	0.00	4,585,254.53	
WARR	Warrants	4,685,749.59	0.00	
				-1,845,877.12
PWE4600	**DHS-Aging-RSVP Payments**	**0.00**		
RXFR	Transfer (Regular)	0.00	22,450.00	
WARR	Warrants	22,450.00	0.00	
				0.00
PWE4700	**DHS-Aging-Nrsing Hm Care Al**	**-208,037.26**		
RXFR	Transfer (Regular)	88,104.62	4,126,475.62	
WARR	Warrants	4,198,945.77	0.00	

Fund Type	Fund Description / Type Description	Beginning Balance / Debits	Credits	Ending Balance
				-47,462.49
PWE5200	**DHS-Aging-Nutrition Prgm**	**-576,947.88**		
RCPT	Receipt	0.00	9,849,473.91	
RXFR	Transfer (Regular)	0.00	112,795.52	
WARR	Warrants	10,371,224.30	0.00	
				-167,993.01
PWE5300	**Mental Hlth Grants (0710)**	**-9,736.46**		
RCPT	Receipt	0.00	5,155,424.82	
RXFR	Transfer (Regular)	1,422,428.00	28,306,183.98	
WARR	Warrants	29,689,409.89	0.00	
				-2,359,507.37
PWE7000	**DHS-DPSQA Grant Awards (07**	**-30,992.52**		
RCPT	Receipt	0.00	367,982.99	
RXFR	Transfer (Regular)	22,784.02	68,349.22	
WARR	Warrants	224,283.00	0.00	
				-220,257.71
PWE7400	**DHS-Child/Fam/Life Inst**	**0.00**		
RXFR	Transfer (Regular)	2,100,000.00	2,100,000.00	
				0.00
PWE7500	**DHS-Grant Awards Vol**	**-4,432.03**		
RXFR	Transfer (Regular)	4,432.03	0.00	
				0.00
PWE7900	**DHS-Infant Infirmary Nrsng Hn**	**-1,395,175.82**		
RCPT	Receipt	0.00	581,297.00	
RXFR	Transfer (Regular)	5,607.17	160,598.02	
WARR	Warrants	747,500.54	0.00	
				-1,383,963.13
PWE8000	**DHS Public Nursing Home Car**	**-14,852,688.67**		
RCPT	Receipt	0.00	164,909,046.68	
RXFR	Transfer (Regular)	5,251,345.39	12,955,789.06	
WARR	Warrants	168,721,854.84	0.00	
				-18,744,324.18
PWE9000	**DHS Family Preservation**	**-903,367.72**		
RCPT	Receipt	0.00	9,099,125.96	
RXFR	Transfer (Regular)	1,290,738.97	2,392,590.34	
WARR	Warrants	10,081,152.83	0.00	
				-1,023,192.22
PWE9100	**DHS DCF IV E Foster Care**	**-4,857,510.71**		
COFF	Checks Charged Off	313.17	0.00	
RCPT	Receipt	0.00	53,852,168.55	
RXFR	Transfer (Regular)	5,513,450.06	22,964,577.70	
WARR	Warrants	70,108,696.09	0.00	
				-6,051,797.64
PWE9300	**DHS DCF Child Care Cost**	**-622,302.06**		
RCPT	Receipt	0.00	9,423,956.06	
RXFR	Transfer (Regular)	1,854,443.62	4,831,041.74	
WARR	Warrants	12,425,786.65	0.00	
				-597,069.59
PWE9400	**DHS Food Stamps**	**-158,800.68**		
RCPT	Receipt	0.00	1,276,205.66	
RXFR	Transfer (Regular)	69,317.66	120,726.45	

Fund / Type	Fund Description / Type Description	Beginning Balance / Debits	Credits	Ending Balance
WARR	Warrants	1,324,402.22	0.00	
				-162,012.91
PWE9700	**DHS-Comm Dev Blk Grants-(7**	**-176,871.06**		
RCPT	Receipt	0.00	14,259,278.40	
RXFR	Transfer (Regular)	0.00	535,246.86	
WARR	Warrants	14,425,150.56	0.00	
				-546,245.76
PWP0100	**Dept of Human Srvs-DDS St O**	**-246,425.08**		
RCPT	Receipt	0.00	3,365,409.44	
RXFR	Transfer (Regular)	15,318.68	0.00	
WARR	Warrants	2,847,434.71	0.00	
				-749,081.13
PWP1000	**Dept Of Human Srvs-Dir Off A**	**-188,542.32**		
RADJ	Receipt Adjustment	375.07	375.07	
RCPT	Receipt	0.00	602,111.57	
RXFR	Transfer (Regular)	787,305.96	460,221.55	
WARR	Warrants	161,695.72	0.00	
				-301,873.76
PWP1200	**DHS-Office CLO (0710)**	**-45,475.57**		
RADJ	Receipt Adjustment	59.36	59.36	
RCPT	Receipt	0.00	347,273.58	
RXFR	Transfer (Regular)	583,466.59	392,533.35	
WARR	Warrants	100,564.66	0.00	
				-101,251.25
PWP1300	**DHS OFFICE SEC/COMP ADM**	**-71,825.54**		
RADJ	Receipt Adjustment	12.86	12.86	
RCPT	Receipt	0.00	590,057.84	
RXFR	Transfer (Regular)	1,271,680.98	861,158.03	
WARR	Warrants	221,309.25	0.00	
				-30,051.18
PWP1500	**Dept Of Human Srvs-Chief Co**	**-1,250,564.82**		
RCPT	Receipt	0.00	4,967,211.55	
RXFR	Transfer (Regular)	10,185,220.38	7,052,572.07	
WARR	Warrants	1,977,599.80	0.00	
				-1,107,528.26
PWP2000	**Dept of Human Srvs-Aging Ad**	**-5,997,945.15**		
COFF	Checks Charged Off	2,100.00	0.00	
RADJ	Receipt Adjustment	0.01	0.01	
RCPT	Receipt	0.00	7,677,618.31	
RXFR	Transfer (Regular)	10,163,088.21	5,214,636.65	
WARR	Warrants	2,292,518.08	0.00	
				-6,432,493.82
PWP2500	**Dept of Human Srvs-DCFS Ad**	**-3,070,576.53**		
COFF	Checks Charged Off	10.00	0.00	
RADJ	Receipt Adjustment	402,870.13	402,870.13	
RCPT	Receipt	0.00	36,636,276.95	
RXFR	Transfer (Regular)	78,850,213.70	70,871,812.80	
WARR	Warrants	28,907,276.84	0.00	
				-2,821,165.74
PWP3000	**Dept of Human Srvs-DCCECE**	**-1,348,031.44**		
RADJ	Receipt Adjustment	1,137.29	1,137.29	

Fund	Fund Description	Beginning Balance		Ending Balance
Type	**Type Description**	**Debits**	**Credits**	
RCPT	Receipt	0.00	22,717,417.49	
RXFR	Transfer (Regular)	12,494,671.47	10,670,004.94	
WARR	Warrants	17,414,395.25	0.00	
				-4,826,387.15
PWP3500	**Dept Of Human Srvs-Mntl Hlth**	**-5,203,697.67**		
COFF	Checks Charged Off	175.00	0.00	
RADJ	Receipt Adjustment	1,514.56	14.56	
RCPT	Receipt	0.00	35,430,858.65	
RXFR	Transfer (Regular)	61,242,408.49	60,583,707.21	
SPEC	Special Reversing Entry	1,500.00	1,500.00	
WARR	Warrants	36,135,706.13	0.00	
				-3,838,473.91
PWP4000	**Dept Of Human Srvs-Medsvcs**	**-16,068,983.67**		
RCPT	Receipt	0.00	7,987,953.48	
RXFR	Transfer (Regular)	8,269,590.95	2,508,687.00	
WARR	Warrants	2,409,748.07	0.00	
				-15,886,285.13
PWP4500	**Dept Of Human Srvs-Co Oprs-**	**-3,989,457.94**		
COFF	Checks Charged Off	2,539.64	0.00	
RADJ	Receipt Adjustment	407.86	407.86	
RCPT	Receipt	0.00	78,134,607.38	
RXFR	Transfer (Regular)	85,603,742.00	61,444,008.16	
WARR	Warrants	56,141,656.48	0.00	
				-1,820,135.36
PWP5000	**Dept Of Human Srvs-Admin Sr**	**-2,334,784.76**		
RADJ	Receipt Adjustment	296.83	296.83	
RCPT	Receipt	0.00	7,504,830.61	
RXFR	Transfer (Regular)	11,713,883.64	10,315,514.92	
SDIS	Distribution (Special Fund)	0.00	0.00	
SPEC	Special Reversing Entry	25.00	25.00	
WARR	Warrants	3,546,452.95	0.00	
				-4,894,793.70
PWP5100	**DHS-Office CPO (0710)**	**-302,653.61**		
RADJ	Receipt Adjustment	52.93	52.93	
RCPT	Receipt	0.00	2,078,277.88	
RXFR	Transfer (Regular)	3,154,698.87	1,783,303.86	
WARR	Warrants	660,699.38	0.00	
				-348,837.10
PWP5200	**DHS-Office CIO (0710)**	**-1,299,581.67**		
RADJ	Receipt Adjustment	164.64	164.64	
RCPT	Receipt	0.00	7,077,636.76	
RXFR	Transfer (Regular)	7,267,580.17	6,784,140.98	
WARR	Warrants	6,076,834.18	0.00	
				-1,816,945.06
PWP5300	**DHS-Office HR (0710)**	**-215,707.81**		
RADJ	Receipt Adjustment	91.96	91.96	
RCPT	Receipt	0.00	2,065,273.65	
RXFR	Transfer (Regular)	3,358,980.87	1,936,111.58	
WARR	Warrants	715,272.03	0.00	
				-142,840.14
PWP5500	**Dept of Human Srvs-DDS Adm**	**-9,099,604.27**		

Fund	Fund Description	Beginning Balance		Ending Balance
Type	**Type Description**	**Debits**	**Credits**	
RADJ	Receipt Adjustment	31.88	31.88	
RCPT	Receipt	0.00	104,269,149.01	
RXFR	Transfer (Regular)	101,080,921.19	42,649,538.25	
WARR	Warrants	45,276,710.93	0.00	
				-9,660,659.41
PWP7000	**Div of Provider Serv&Qual Ass**	**-154,697.66**		
COFF	Checks Charged Off	2,070.00	0.00	
RADJ	Receipt Adjustment	34.95	34.95	
RCPT	Receipt	0.00	10,238,762.10	
RXFR	Transfer (Regular)	12,466,351.87	6,028,487.74	
WARR	Warrants	3,457,949.88	0.00	
				-495,575.75
PWP7500	**Dept of Human Srvs-Vol Admi**	**-183,480.75**		
RADJ	Receipt Adjustment	25.01	25.01	
RCPT	Receipt	0.00	716,475.19	
RXFR	Transfer (Regular)	987,645.40	559,772.86	
WARR	Warrants	208,353.56	0.00	
				-263,729.84
PWP8000	**Dept Of Human Srvs-Yth Srv P**	**-657,666.44**		
RADJ	Receipt Adjustment	500.00	500.00	
RCPT	Receipt	0.00	197,572.07	
RXFR	Transfer (Regular)	5,404,937.77	9,210,968.80	
WARR	Warrants	4,071,670.90	0.00	
				-589,598.64
PWS0000	**Temp Emp Asst Svc § 19-5-10**	**-821,579.49**		
RCPT	Receipt	0.00	51,606,178.97	
RXFR	Transfer (Regular)	46,337,583.78	3,884,323.86	
WARR	Warrants	9,422,860.77	0.00	
				-551,637.77
PWS0100	**DWS TANF Contingency (0810**	**-7,931.58**		
RCPT	Receipt	0.00	6,589,241.30	
RXFR	Transfer (Regular)	3,079,656.38	117,045.84	
WARR	Warrants	2,016,037.54	0.00	
				-1,618,524.80
PWS0300	**New Hire Registry (0810)**	**-114,255.83**		
RXFR	Transfer (Regular)	0.00	130,167.57	
WARR	Warrants	104,682.27	0.00	
				-139,741.13
PWS0400	**St Generated Fund TANF (081**	**-120.00**		
RXFR	Transfer (Regular)	0.00	354,300.00	
WARR	Warrants	243,835.17	0.00	
				-110,584.83
PWS6000	**Blind Services Grant**	**-716,270.46**		
RXFR	Transfer (Regular)	611,608.52	1,879.53	
WARR	Warrants	85,485.75	0.00	
				-21,055.72
PWS6500	**Blind Services Oper**	**-1,804,211.95**		
RXFR	Transfer (Regular)	1,841,478.17	52,177.21	
WARR	Warrants	14,910.99	0.00	
				0.00
RRA0000	**State Hwy & Transportation**	**-321,797,757.52**		

Fund / Type	Fund Description / Type Description	Beginning Balance / Debits	Credits	Ending Balance
COFF	Checks Charged Off	11,774.54	0.00	
CTAX	Claims & Taxes	12,675.94	0.00	
DXFR	Transfer (Deduction)	0.00	2,628,097.42	
FORG	Forgery	0.00	6,278.40	
GDIS	Distribution (General Fund)	0.00	50,000,000.00	
HDIS	Distribution (Highway Fund)	0.00	379,879,335.01	
HSDIS	Highway Severance Distribution	0.00	35,417,832.56	
RADJ	Receipt Adjustment	11,163,328.81	6,886,590.11	
RCPT	Receipt	0.00	1,441,796,625.65	
RXFR	Transfer (Regular)	680,560,942.79	856,259,638.64	
SDIS	Distribution (Special Fund)	0.00	19,055,403.21	
SPEC	Special Reversing Entry	1,463,351,474.66	681,869,739.39	
TELL	Teller	3,441.74	0.00	
WARR	Warrants	1,476,713,070.31	2,459.82	
WFDIS	Wholesale FuelTax Distribution	0.00	53,234,596.76	
				-217,017,645.70
RRA0100	**Intermodal Grants (0090)**	**0.00**		
RXFR	Transfer (Regular)	0.00	525,000.00	
WARR	Warrants	525,000.00	0.00	
				0.00
RRA4LHC	**4 Lane Highway Construction**	**-622,470,597.36**		
4LHC	Four Lane Highway Constructio	0.00	230,105,772.50	
DXFR	Transfer (Deduction)	0.00	3,513,319.90	
RCPT	Receipt	0.00	1,059,921.23	
RXFR	Transfer (Regular)	332,764,790.97	694,427,467.60	
SPEC	Special Reversing Entry	694,190,873.16	332,764,790.97	
WARR	Warrants	335,532,815.71	0.00	
				-521,853,389.72
RRB0000	**State Aid Road**	**-37,584,562.17**		
RCPT	Receipt	0.00	6,625,246.75	
RXFR	Transfer (Regular)	1,960,354.97	22,842,195.10	
SDIS	Distribution (Special Fund)	0.00	19,329,441.94	
SPEC	Special Reversing Entry	22,831,315.10	1,069,172.49	
WARR	Warrants	22,755,767.82	0.00	
				-39,903,180.56
RRC0000	**State Aid Street (0090)**	**-23,578,814.14**		
RCPT	Receipt	0.00	4,865,619.13	
RXFR	Transfer (Regular)	2,342,126.08	23,318,575.10	
SDIS	Distribution (Special Fund)	0.00	19,329,441.94	
SPEC	Special Reversing Entry	22,831,315.10	1,069,172.49	
WARR	Warrants	17,423,765.54	0.00	
				-29,564,416.08
SAB0100	**AR Motor Vehicle Comm-Oprs**	**-2,350,873.27**		
COFF	Checks Charged Off	100.00	0.00	
RCPT	Receipt	0.00	486,702.69	
RXFR	Transfer (Regular)	269,347.82	1,177.27	
SDIS	Distribution (Special Fund)	0.00	384,250.35	
SPEC	Special Reversing Entry	390,300.00	0.00	
WARR	Warrants	62,302.39	0.00	
				-2,500,953.37
SAC0000	**Asbestos Control**	**-1,386,650.83**		

Fund	Fund Description	Beginning Balance		Ending Balance
Type	**Type Description**	**Debits**	**Credits**	
COFF	Checks Charged Off	395.00	0.00	
RCPT	Receipt	0.00	340,315.00	
RXFR	Transfer (Regular)	130,338.21	800.00	
SDIS	Distribution (Special Fund)	0.00	270,274.76	
SPEC	Special Reversing Entry	317,145.00	5,410.00	
WARR	Warrants	41,150.69	0.00	
				-1,514,421.69
SAD0100	**Public Serv Util Safe-Pipline**	**-1,681,686.53**		
RCPT	Receipt	0.00	731,628.29	
RXFR	Transfer (Regular)	829,036.08	4,086.50	
SDIS	Distribution (Special Fund)	0.00	10,711.35	
SPEC	Special Reversing Entry	206,089.00	0.00	
WARR	Warrants	147,668.62	0.00	
				-1,245,318.97
SAE0200	**AR Econ Dev-3.9% Rebate**	**-4,081,210.00**		
LCRT	General Letter of Cert	0.00	33,467,377.00	
RCPT	Receipt	0.00	667,541.00	
RXFR	Transfer (Regular)	0.00	406,804.75	
WARR	Warrants	16,443,204.75	0.00	
				-22,179,728.00
SAH0200	**Oil Museum-Oil/Brine**	**-66,111.39**		
RXFR	Transfer (Regular)	38,127.82	74,095.77	
SDIS	Distribution (Special Fund)	0.00	64,136.87	
SPEC	Special Reversing Entry	73,895.77	1,783.37	
WARR	Warrants	6,403.57	0.00	
				-87,700.24
SAT0000	**Special Addl Taxes (0630)**	**-47,294.71**		
RXFR	Transfer (Regular)	47,261,177.78	47,286,463.45	
				-72,580.38
SAW0000	**Abadoned/Orphaned Well Plug**	**-2,886,265.69**		
RXFR	Transfer (Regular)	0.00	10,000,000.00	
WARR	Warrants	94,062.65	0.00	
				-12,792,203.04
SBA0100	**Keep AR Beautiful-Oprs**	**-826,431.65**		
RCPT	Receipt	0.00	434.73	
RXFR	Transfer (Regular)	129,784.03	875,971.16	
WARR	Warrants	651,452.84	0.00	
				-921,600.67
SBB0100	**Soybean Board-Operations**	**-5,785,586.48**		
RADJ	Receipt Adjustment	21,200.89	21,200.89	
RCPT	Receipt	0.00	6,064,546.20	
RXFR	Transfer (Regular)	15,844,955.56	19,077,658.62	
SDIS	Distribution (Special Fund)	0.00	8,645,340.12	
SPEC	Special Reversing Entry	25,144,594.11	16,151,103.67	
WARR	Warrants	8,403,859.69	0.00	
				-6,330,825.73
SBC0100	**AR Beef Council**	**-220,783.80**		
RCPT	Receipt	0.00	851,087.10	
RXFR	Transfer (Regular)	1,414,953.04	1,501,685.98	
SDIS	Distribution (Special Fund)	0.00	394,849.05	
SPEC	Special Reversing Entry	557,274.27	118,267.30	

Fund / Type	Fund Description / Type Description	Beginning Balance / Debits	Credits	Ending Balance
WARR	Warrants	977,908.13	0.00	
				-136,537.79
SBL0000	**Bail Bond Recovery**	**-1,664,194.25**		
RCPT	Receipt	0.00	182,852.00	
SDIS	Distribution (Special Fund)	0.00	180,017.80	
SPEC	Special Reversing Entry	182,852.00	0.00	
WARR	Warrants	27,500.00	0.00	
				-1,816,712.05
SBM0000	**Breast Milk Bank Spec 19-6-84**	**0.00**		
RXFR	Transfer (Regular)	0.00	1,700,000.00	
				-1,700,000.00
SBN0100	**Ar St Bd of Nursing-Oprs**	**-6,569,167.26**		
RADJ	Receipt Adjustment	3,975.00	3,975.00	
RCPT	Receipt	0.00	3,836,684.02	
RXFR	Transfer (Regular)	2,153,064.99	16,326.52	
SDIS	Distribution (Special Fund)	0.00	3,347,540.42	
SPEC	Special Reversing Entry	3,816,425.45	3,975.00	
WARR	Warrants	949,232.69	0.00	
				-6,854,970.09
SBN0200	**Nursing Grant (0277)**	**-84,372.31**		
RXFR	Transfer (Regular)	0.00	145,891.74	
WARR	Warrants	193,471.18	0.00	
				-36,792.87
SBS0000	**Boating Safety(080)**	**-5,075.88**		
RXFR	Transfer (Regular)	929,660.82	1,119,962.14	
SDIS	Distribution (Special Fund)	0.00	733,246.62	
SPEC	Special Reversing Entry	889,237.12	30.00	
				-39,416.70
SCB0100	**AR Catfish Promotion**	**-95,936.62**		
RCPT	Receipt	0.00	23,795.05	
SDIS	Distribution (Special Fund)	0.00	20,887.73	
SPEC	Special Reversing Entry	23,795.05	0.00	
WARR	Warrants	20,869.53	0.00	
				-95,954.82
SCC0100	**County-Circuit Clerk Cont Ed**	**-125,781.28**		
RXFR	Transfer (Regular)	0.00	108,359.15	
SDIS	Distribution (Special Fund)	0.00	105,000.02	
SPEC	Special Reversing Entry	108,359.15	0.00	
WARR	Warrants	100,784.64	0.00	
				-129,996.66
SCE0000	**St Crime Lab Equip-Special**	**-76,436.02**		
RADJ	Receipt Adjustment	108.00	404.20	
RCPT	Receipt	0.00	471,716.08	
RXFR	Transfer (Regular)	492,665.31	0.00	
SDIS	Distribution (Special Fund)	0.00	416,229.29	
SPEC	Special Reversing Entry	472,012.28	0.00	
				0.00
SCE0100	**St Crime Lab Equip-Sp Rev**	**-231,869.03**		
RADJ	Receipt Adjustment	296.20	0.00	
RCPT	Receipt	0.00	296.20	
RXFR	Transfer (Regular)	412.16	496,348.35	

Fund	Fund Description	Beginning Balance		Ending Balance
Type	Type Description	Debits	Credits	
WARR	Warrants	362,100.22	0.00	
				-365,705.00
SCF0000	**County Corners Con ED 19-6-8**	**-91,935.04**		
RXFR	Transfer (Regular)	0.00	54,179.55	
SDIS	Distribution (Special Fund)	0.00	52,499.98	
SPEC	Special Reversing Entry	54,179.55	0.00	
WARR	Warrants	80,386.24	0.00	
				-64,048.78
SCP0000	**AR Child Passenger Protectio**	**-421,398.86**		
COFF	Checks Charged Off	189.48	0.00	
RCPT	Receipt	0.00	111,513.05	
SDIS	Distribution (Special Fund)	0.00	99,399.02	
SPEC	Special Reversing Entry	113,887.46	2,563.89	
WARR	Warrants	82,651.82	0.00	
				-438,146.06
SCS0200	**ADHE - PVC Op (0700)**	**-287,517.68**		
COFF	Checks Charged Off	5,050.00	0.00	
RCPT	Receipt	0.00	212,511.00	
RXFR	Transfer (Regular)	174,607.02	944.91	
SDIS	Distribution (Special Fund)	0.00	157,759.71	
SPEC	Special Reversing Entry	212,511.00	5,050.00	
WARR	Warrants	10,876.30	0.00	
				-260,738.98
SCT0100	**DHS-Child Care Opr**	**-9,731.78**		
COFF	Checks Charged Off	200.00	0.00	
RADJ	Receipt Adjustment	40.00	0.00	
RCPT	Receipt	0.00	179,949.15	
RXFR	Transfer (Regular)	172,153.12	0.00	
SDIS	Distribution (Special Fund)	0.00	162,461.34	
SPEC	Special Reversing Entry	181,364.15	1,655.00	
				-40.00
SCX0000	**Conservation Tax**	**0.00**		
RXFR	Transfer (Regular)	179,625,248.57	191,357,369.31	
SDIS	Distribution (Special Fund)	0.00	87,037,034.64	
SPEC	Special Reversing Entry	189,691,140.14	90,921,984.76	
				0.00
SDA0100	**Div of Aeronautics**	**-11,040,827.76**		
COFF	Checks Charged Off	2,600.00	0.00	
RCPT	Receipt	0.00	34,001.62	
RXFR	Transfer (Regular)	1,922,355.37	13,959,778.00	
SDIS	Distribution (Special Fund)	0.00	11,188,425.88	
SPEC	Special Reversing Entry	13,953,416.22	1,502,363.20	
WARR	Warrants	7,532,084.73	0.00	
				-14,314,940.14
SDB0100	**Bd Of Dispensing Opticians-O**	**-291,612.43**		
COFF	Checks Charged Off	550.00	60.00	
RCPT	Receipt	0.00	13,720.00	
RXFR	Transfer (Regular)	18,759.34	352.78	
SDIS	Distribution (Special Fund)	0.00	12,532.69	
SPEC	Special Reversing Entry	13,280.00	550.00	
WARR	Warrants	28,162.83	0.00	

Fund Type	Fund Description / Type Description	Beginning Balance / Debits	Credits	Ending Balance
				-258,075.73
SDC0000	**Div of Correction Farm**	**0.00**		
RXFR	Transfer (Regular)	2,125,161.54	2,125,161.54	
				0.00
SDC0100	**Div of Correction Farm**	**-2,918,555.45**		
FORG	Forgery	0.00	1,260.00	
RCPT	Receipt	0.00	9,014,618.67	
RXFR	Transfer (Regular)	9,965,495.01	13,606,427.05	
SDIS	Distribution (Special Fund)	0.00	8,018,493.22	
SPEC	Special Reversing Entry	8,425,243.88	0.00	
WARR	Warrants	13,388,695.08	0.00	
				-1,779,920.42
SDD0100	**Div Correction Prison Industry**	**-3,003,501.31**		
RADJ	Receipt Adjustment	2,722.67	2,722.67	
RCPT	Receipt	0.00	8,052,550.22	
RXFR	Transfer (Regular)	1,964,950.60	2,050,193.01	
SDIS	Distribution (Special Fund)	0.00	6,624,347.47	
SPEC	Special Reversing Entry	7,392,414.26	2,722.67	
WARR	Warrants	7,067,271.37	0.00	
				-3,308,678.45
SDF0101	**State Forestry 19-6-411**	**-4,615,961.88**		
RADJ	Receipt Adjustment	60,665.16	60,665.16	
RCPT	Receipt	0.00	12,513,327.72	
RXFR	Transfer (Regular)	8,274,524.39	863,083.56	
SDIS	Distribution (Special Fund)	0.00	8,316,232.64	
SPEC	Special Reversing Entry	9,368,266.68	237,087.51	
TELL	Teller	2,010.00	0.00	
WARR	Warrants	4,643,584.29	0.00	
				-4,257,307.95
SDF0102	**Agri Dept-Forestry-GoNeighAu**	**-63,544.27**		
RCPT	Receipt	0.00	23,410.84	
SDIS	Distribution (Special Fund)	0.00	17,588.14	
SPEC	Special Reversing Entry	17,865.05	0.00	
				-86,678.20
SDF0103	**Forester's Future Scholar Prog**	**0.00**		
RXFR	Transfer (Regular)	0.00	8,000.00	
WARR	Warrants	8,000.00	0.00	
				0.00
SDG0000	**Game Protection Fund**	**-25,185,410.75**		
COFF	Checks Charged Off	9,490.31	0.00	
DXFR	Transfer (Deduction)	0.00	183,212.41	
RADJ	Receipt Adjustment	6.00	6.00	
RCPT	Receipt	0.00	55,545,248.85	
RXFR	Transfer (Regular)	55,452,669.25	42,539,772.36	
SDIS	Distribution (Special Fund)	0.00	28,270,461.49	
SPEC	Special Reversing Entry	33,029,269.17	1,931,712.94	
WARR	Warrants	41,090,202.44	0.00	
				-24,074,187.63
SDG0001	**Operating Reserve 19-6-420**	**-9,343,242.32**		
DXFR	Transfer (Deduction)	0.00	83,945.51	
				-9,427,187.83

Fund Type	Fund Description / Type Description	Beginning Balance / Debits	Credits	Ending Balance
SDG0100	**GPF-License Plate Fnd**	**-3,304,855.73**		
DXFR	Transfer (Deduction)	0.00	31,898.00	
RCPT	Receipt	0.00	4,000.00	
RXFR	Transfer (Regular)	14,508.72	1,001,588.57	
WARR	Warrants	364,832.63	0.00	
				-3,963,000.95
SDG0101	**ED CTR CONSTRUCTION 19-6**	**-1,243,125.88**		
DXFR	Transfer (Deduction)	0.00	13,777.98	
RCPT	Receipt	0.00	650,000.00	
WARR	Warrants	40,466.60	0.00	
				-1,866,437.26
SDG0102	**AGFC Donations Fund (0080)**	**-235,387.01**		
DXFR	Transfer (Deduction)	0.00	2,145.41	
RCPT	Receipt	0.00	8,760.03	
				-246,292.45
SDG0103	**AGFC Earmarked Funds (0080**	**-195,388.99**		
DXFR	Transfer (Deduction)	0.00	4,306.05	
RXFR	Transfer (Regular)	0.00	837,818.00	
WARR	Warrants	544,435.69	0.00	
				-493,077.35
SDG0200	**GPF-Elk Donation Fnd**	**-60,493.06**		
DXFR	Transfer (Deduction)	0.00	523.57	
RCPT	Receipt	0.00	14,450.00	
SDIS	Distribution (Special Fund)	0.00	14,226.02	
SPEC	Special Reversing Entry	14,450.00	0.00	
WARR	Warrants	15,600.00	0.00	
				-59,642.65
SDG0500	**Game Protection St Francis Mi**	**-3,535.08**		
DXFR	Transfer (Deduction)	0.00	32.54	
				-3,567.62
SDG0700	**Game Protection Nature Cntr (**	**-650,716.78**		
DXFR	Transfer (Deduction)	0.00	6,144.28	
RCPT	Receipt	0.00	232,590.07	
WARR	Warrants	146,157.35	0.00	
				-743,293.78
SDG0800	**AGFC-Gas Lease (0080(**	**-210,207.57**		
DXFR	Transfer (Deduction)	0.00	2,167.96	
RADJ	Receipt Adjustment	0.00	559.77	
RCPT	Receipt	0.00	138,166.57	
SDIS	Distribution (Special Fund)	0.00	123,142.69	
SPEC	Special Reversing Entry	138,726.34	0.00	
WARR	Warrants	75,387.40	0.00	
				-260,130.82
SDG0801	**AGFC-Gas Rev Grants (0080)**	**-413.89**		
DXFR	Transfer (Deduction)	0.00	3.72	
				-417.61
SDG0803	**AGFC Gas Capital Proj (0080)**	**-3,559,911.44**		
DXFR	Transfer (Deduction)	0.00	31,984.45	
				-3,591,895.89
SDG0804	**AGFC Gas Infrastructure Repa**	**-1,214,633.56**		
DXFR	Transfer (Deduction)	0.00	10,913.03	

Fund	Fund Description	Beginning Balance		Ending Balance
Type	Type Description	Debits	Credits	
				-1,225,546.59
SDG1000	**Hunters Feeding the Hungry**	**-3,685.86**		
DXFR	Transfer (Deduction)	0.00	65.53	
RCPT	Receipt	0.00	112,139.50	
WARR	Warrants	104,327.50	0.00	
				-11,563.39
SDG1100	**AGFC Hog Erad Prog 19-6-420**	**-174.67**		
DXFR	Transfer (Deduction)	0.00	1.60	
				-176.27
SDG1200	**AGFC Equipment 19-6-420**	**-3,540,474.89**		
DXFR	Transfer (Deduction)	0.00	28,928.75	
RCPT	Receipt	0.00	11,419.64	
RXFR	Transfer (Regular)	0.00	99.64	
WARR	Warrants	1,080,480.90	0.00	
				-2,500,442.02
SDG1201	**AGFC Fleet Fund**	**-844,164.92**		
DXFR	Transfer (Deduction)	0.00	7,718.36	
RADJ	Receipt Adjustment	559.77	0.00	
RCPT	Receipt	0.00	394,608.98	
SDIS	Distribution (Special Fund)	0.00	0.00	
SPEC	Special Reversing Entry	809.04	559.77	
WARR	Warrants	953,135.40	0.00	
				-292,547.82
SDG2000	**Black River Settlemen 19-6-42**	**-12,954,482.41**		
DXFR	Transfer (Deduction)	0.00	115,614.48	
RXFR	Transfer (Regular)	14,323.39	0.00	
WARR	Warrants	252,339.59	0.00	
				-12,803,433.91
SDG9000	**Stability Enhance GPF-19-6-42**	**-7,629,824.58**		
DXFR	Transfer (Deduction)	0.00	165,294.73	
RXFR	Transfer (Regular)	0.00	13,288,349.90	
WARR	Warrants	7,079,273.35	0.00	
				-14,004,195.86
SDH4300	**Securities Dept-Operations**	**-3,592,904.14**		
RCPT	Receipt	0.00	6,205,471.62	
RXFR	Transfer (Regular)	2,555,849.84	11,549.87	
SDIS	Distribution (Special Fund)	0.00	5,891,358.10	
SPEC	Special Reversing Entry	6,338,659.80	133,688.18	
WARR	Warrants	781,395.38	0.00	
				-6,159,066.89
SDI0000	**Interpreters Deaf/Hearing Imp**	**-197,489.43**		
RADJ	Receipt Adjustment	150.00	240.00	
RCPT	Receipt	0.00	31,350.00	
RXFR	Transfer (Regular)	0.00	2,230.34	
SDIS	Distribution (Special Fund)	0.00	29,200.26	
SPEC	Special Reversing Entry	31,590.00	150.00	
WARR	Warrants	9,798.57	0.00	
				-219,121.46
SDL0100	**Commercial Drivers Lic**	**-11,652,338.33**		
CTAX	Claims & Taxes	4,571.88	0.00	
RADJ	Receipt Adjustment	6,871,085.27	3,233,441.15	

Fund / Type	Fund Description / Type Description	Beginning Balance / Debits	Credits	Ending Balance
RXFR	Transfer (Regular)	214,346.25	3,512,395.59	
SDIS	Distribution (Special Fund)	333,950.55	3,054,186.00	
SPEC	Special Reversing Entry	6,620,035.24	3,739,498.77	
WARR	Warrants	3,358,488.19	0.00	
				-7,789,382.46
SDL0200	**Motor Carr Sys Enh 27-14-602**	**-380,648.41**		
RXFR	Transfer (Regular)	0.00	169,446.00	
SDIS	Distribution (Special Fund)	0.00	147,195.95	
SPEC	Special Reversing Entry	169,446.00	0.00	
				-527,844.36
SDL0300	**Commercial Dr License 19-6-4**	**0.00**		
RADJ	Receipt Adjustment	3,233,441.15	6,871,085.27	
RXFR	Transfer (Regular)	0.00	1,799,825.02	
SDIS	Distribution (Special Fund)	0.00	2,142,538.32	
SPEC	Special Reversing Entry	5,534,691.91	3,136,218.38	
				-5,181,533.93
SDN0100	**St Crime Lab-DNA Det Oprs**	**-1,376,022.08**		
COFF	Checks Charged Off	2,240.00	0.00	
RADJ	Receipt Adjustment	125.00	125.00	
RCPT	Receipt	0.00	1,249,484.11	
RXFR	Transfer (Regular)	60.80	22,514.71	
SDIS	Distribution (Special Fund)	0.00	1,109,226.79	
SPEC	Special Reversing Entry	1,276,427.80	29,183.69	
WARR	Warrants	1,030,528.27	0.00	
				-1,477,174.51
SDO0100	**Oil & Gas Comm-Operations**	**-37,602,423.37**		
RCPT	Receipt	0.00	2,957,135.76	
RXFR	Transfer (Regular)	12,715,273.59	247,493.87	
SDIS	Distribution (Special Fund)	0.00	2,532,917.60	
SPEC	Special Reversing Entry	2,806,772.26	2,292.26	
WARR	Warrants	1,252,409.20	0.00	
				-26,567,807.81
SDP0101	**Plant Board 19-6-408**	**-16,870,769.90**		
RADJ	Receipt Adjustment	155,037.87	155,037.87	
RCPT	Receipt	0.00	8,880,651.50	
RXFR	Transfer (Regular)	7,065,607.60	644,712.77	
SDIS	Distribution (Special Fund)	0.00	7,493,929.03	
SPEC	Special Reversing Entry	7,633,393.35	3,530.00	
WARR	Warrants	2,520,335.32	0.00	
				-16,674,256.93
SDP0501	**Plant Board Civil Penalties 19-**	**-5,000.00**		
RXFR	Transfer (Regular)	0.00	5,000.00	
WARR	Warrants	5,000.00	0.00	
				-5,000.00
SDP0502	**P/B Penalties ASU**	**-5,000.00**		
RXFR	Transfer (Regular)	0.00	5,000.00	
WARR	Warrants	5,000.00	0.00	
				-5,000.00
SDP0503	**P/B Penalties ATU**	**-5,000.00**		
RXFR	Transfer (Regular)	0.00	5,000.00	
WARR	Warrants	5,000.00	0.00	

Fund / Type	Fund Description / Type Description	Beginning Balance / Debits	Credits	Ending Balance
				-5,000.00
SDP0504	**P/B Penalties SAU**	**-5,000.00**		
RXFR	Transfer (Regular)	0.00	5,000.00	
WARR	Warrants	5,000.00	0.00	
				-5,000.00
SDP4601	**Plant Board Grain Warehouse**	**-54,655.35**		
RCPT	Receipt	0.00	13,800.00	
RXFR	Transfer (Regular)	486,087.75	577,190.69	
WARR	Warrants	111,295.74	0.00	
				-48,262.55
SDT0200	**DDS-Storerm Pmt-Warren**	**-42,101.55**		
RCPT	Receipt	0.00	9,308.96	
SDIS	Distribution (Special Fund)	0.00	9,020.38	
SPEC	Special Reversing Entry	9,308.96	0.00	
WARR	Warrants	3,500.00	0.00	
				-47,621.93
SDV0000	**Dom Violence Shelter (0610)**	**-51,395.12**		
COFF	Checks Charged Off	270.02	0.00	
RCPT	Receipt	0.00	48,906.23	
SDIS	Distribution (Special Fund)	0.00	42,569.27	
SPEC	Special Reversing Entry	50,202.02	1,565.81	
				-93,964.39
SEA0000	**Educational Adequacy**	**-220,802,987.49**		
LCRT	General Letter of Cert	0.00	34,930,131.00	
RADJ	Receipt Adjustment	0.00	30,042,347.35	
RXFR	Transfer (Regular)	1,125,663,173.99	1,207,414,454.09	
SDIS	Distribution (Special Fund)	0.00	571,994,226.14	
SPEC	Special Reversing Entry	1,228,526,518.40	582,967,746.95	
				-293,962,200.63
SEF0100	**ASP Equipment-AFIS System**	**-11,258,568.01**		
COFF	Checks Charged Off	143.25	0.00	
RADJ	Receipt Adjustment	1,804.50	2,124.50	
RCPT	Receipt	0.00	5,035,699.25	
RXFR	Transfer (Regular)	1,255,796.99	5,526.59	
SDIS	Distribution (Special Fund)	0.00	3,181,177.25	
SPEC	Special Reversing Entry	3,552,595.20	6,541.20	
WARR	Warrants	2,584,170.13	0.00	
				-12,095,126.73
SEF0200	**MOVEAR MAINTAND OPER (0**	**-1,999,775.36**		
RXFR	Transfer (Regular)	181,084.61	1,006,654.00	
WARR	Warrants	632,347.35	0.00	
				-2,192,997.40
SEP0000	**Drug/Crime Enf/Pros Act 1086/**	**-1,446,907.46**		
COFF	Checks Charged Off	1,763.45	0.00	
RADJ	Receipt Adjustment	0.00	1,295.00	
RCPT	Receipt	0.00	1,177,789.05	
SDIS	Distribution (Special Fund)	0.00	1,044,859.37	
SPEC	Special Reversing Entry	1,202,003.82	25,010.12	
WARR	Warrants	1,404,030.56	0.00	
				-1,088,063.17
SFH0000	**Feral Hog Erad**	**-39,061.57**		

Fund / Type	Fund Description / Type Description	Beginning Balance / Debits	Credits	Ending Balance
RCPT	Receipt	0.00	58,236.19	
RXFR	Transfer (Regular)	58,236.19	0.00	
				-39,061.57
SFH0100	**Feral Hog Eradation**	**0.00**		
RCPT	Receipt	0.00	500.00	
				-500.00
SFP0000	**Fire Protection Prem Tax**	**-4,767,805.76**		
RADJ	Receipt Adjustment	0.00	12,782,540.00	
RXFR	Transfer (Regular)	18,081,567.02	1,854,960.00	
SDIS	Distribution (Special Fund)	0.00	12,386,281.26	
SPEC	Special Reversing Entry	12,782,540.00	0.00	
				-927,480.00
SFP0100	**Fire Prot Prem-Arkansas**	**-19,039.71**		
RXFR	Transfer (Regular)	0.00	133,801.85	
WARR	Warrants	131,740.33	0.00	
				-21,101.23
SFP0200	**Fire Prot Prem-Ashley**	**-83,864.19**		
RXFR	Transfer (Regular)	0.00	238,441.78	
WARR	Warrants	227,774.84	0.00	
				-94,531.13
SFP0300	**Fire Prot Prem-Baxter**	**-22,458.13**		
RXFR	Transfer (Regular)	1,954,841.37	2,260,184.10	
WARR	Warrants	319,535.65	0.00	
				-8,265.21
SFP0400	**Fire Prot Prem-Benton**	**-203,489.34**		
RXFR	Transfer (Regular)	0.00	662,147.74	
WARR	Warrants	667,380.65	0.00	
				-198,256.43
SFP0500	**Fire Prot Prem-Boone**	**-17,350.77**		
RXFR	Transfer (Regular)	0.00	250,449.66	
WARR	Warrants	143,282.07	0.00	
				-124,518.36
SFP0600	**Fire Prot Prem-Bradley**	**-30,126.13**		
RXFR	Transfer (Regular)	0.00	89,201.23	
WARR	Warrants	86,065.61	0.00	
				-33,261.75
SFP0700	**Fire Prot Prem-Calhoun**	**-30,846.33**		
RXFR	Transfer (Regular)	0.00	87,485.84	
WARR	Warrants	87,263.49	0.00	
				-31,068.68
SFP0800	**Fire Prot Prem-Carroll**	**-44,075.94**		
RXFR	Transfer (Regular)	0.00	166,394.66	
WARR	Warrants	152,074.40	0.00	
				-58,396.20
SFP0900	**Fire Prot Prem-Chicot**	**-16,414.88**		
RXFR	Transfer (Regular)	0.00	87,485.85	
WARR	Warrants	78,527.97	0.00	
				-25,372.76
SFP1000	**Fire Prot Prem-Clark**	**-36,079.22**		
RXFR	Transfer (Regular)	0.00	193,841.19	

Fund	Fund Description	Beginning Balance		Ending Balance
Type	Type Description	Debits	Credits	
WARR	Warrants	171,132.32	0.00	
				-58,788.09
SFP1100	**Fire Prot Prem-Clay**	**-178,122.03**		
RXFR	Transfer (Regular)	0.00	188,694.97	
WARR	Warrants	169,344.12	0.00	
				-197,472.88
SFP1200	**Fire Prot Prem-Cleburne**	**-63,815.87**		
RXFR	Transfer (Regular)	0.00	190,410.37	
WARR	Warrants	152,709.09	0.00	
				-101,517.15
SFP1300	**Fire Prot Prem-Cleveland**	**-35,295.70**		
RXFR	Transfer (Regular)	0.00	113,216.97	
WARR	Warrants	100,883.42	0.00	
				-47,629.25
SFP1400	**Fire Prot Prem-Columbia**	**-41,763.95**		
RXFR	Transfer (Regular)	0.00	212,710.69	
WARR	Warrants	197,935.22	0.00	
				-56,539.42
SFP1500	**Fire Prot Prem-Conway**	**-76,846.25**		
RXFR	Transfer (Regular)	0.00	178,402.51	
WARR	Warrants	166,550.74	0.00	
				-88,698.02
SFP1600	**Fire Prot Prem-Craighead**	**-17,533.40**		
RXFR	Transfer (Regular)	0.00	499,183.93	
WARR	Warrants	445,736.77	0.00	
				-70,980.56
SFP1700	**Fire Prot Prem-Crawford**	**-87,009.15**		
RXFR	Transfer (Regular)	0.00	339,650.94	
WARR	Warrants	383,970.44	0.00	
				-42,689.65
SFP1800	**Fire Prot Prem-Crittenden**	**-247,967.97**		
RXFR	Transfer (Regular)	0.00	226,433.95	
WARR	Warrants	254,784.20	0.00	
				-219,617.72
SFP1900	**Fire Prot Prem-Cross**	**-87,478.26**		
RXFR	Transfer (Regular)	0.00	144,094.32	
WARR	Warrants	110,843.01	0.00	
				-120,729.57
SFP2000	**Fire Prot Prem-Dallas**	**-30,898.59**		
RXFR	Transfer (Regular)	0.00	77,193.40	
WARR	Warrants	73,977.38	0.00	
				-34,114.61
SFP2100	**Fire Prot Prem-Desha**	**-30,164.79**		
RXFR	Transfer (Regular)	0.00	121,794.02	
WARR	Warrants	120,471.01	0.00	
				-31,487.80
SFP2200	**Fire Prot Prem-Drew**	**-106,182.51**		
RXFR	Transfer (Regular)	0.00	137,232.71	
WARR	Warrants	88,596.79	0.00	
				-154,818.43

Fund	Fund Description	Beginning Balance		Ending Balance
Type	Type Description	Debits	Credits	
SFP2300	**Fire Prot Prem-Faulkner**	**-98,427.56**		
RCPT	Receipt	0.00	1,072.69	
RXFR	Transfer (Regular)	0.00	394,544.01	
WARR	Warrants	337,803.53	0.00	
				-156,240.73
SFP2400	**Fire Prot Prem-Franklin**	**-81,449.38**		
RXFR	Transfer (Regular)	0.00	166,394.65	
WARR	Warrants	171,805.11	0.00	
				-76,038.92
SFP2500	**Fire Prot Prem-Fulton**	**-29,494.41**		
RXFR	Transfer (Regular)	0.00	144,094.35	
WARR	Warrants	117,144.48	0.00	
				-56,444.28
SFP2600	**Fire Prot Prem-Garland**	**-21,909.92**		
RXFR	Transfer (Regular)	0.00	535,207.51	
WARR	Warrants	508,736.69	0.00	
				-48,380.74
SFP2700	**Fire Prot Prem-Grant**	**-51,238.39**		
RXFR	Transfer (Regular)	0.00	193,841.19	
WARR	Warrants	169,560.10	0.00	
				-75,519.48
SFP2800	**Fire Prot Prem-Greene**	**-47,583.75**		
RXFR	Transfer (Regular)	0.00	238,441.82	
WARR	Warrants	150,080.36	0.00	
				-135,945.21
SFP2900	**Fire Prot Prem-Hempstead**	**-89,219.72**		
RXFR	Transfer (Regular)	0.00	324,212.26	
WARR	Warrants	279,105.65	0.00	
				-134,326.33
SFP3000	**Fire Prot Prem-Hot Spring**	**-32,222.81**		
RXFR	Transfer (Regular)	0.00	250,449.69	
WARR	Warrants	255,989.47	0.00	
				-26,683.03
SFP3100	**Fire Prot Prem-Howard**	**-29,277.62**		
RXFR	Transfer (Regular)	0.00	128,655.67	
WARR	Warrants	115,432.28	0.00	
				-42,501.01
SFP3200	**Fire Prot Prem-Independence**	**-77,905.69**		
RXFR	Transfer (Regular)	0.00	325,927.65	
WARR	Warrants	306,542.51	0.00	
				-97,290.83
SFP3300	**Fire Prot Prem-Izard**	**-73,367.51**		
RXFR	Transfer (Regular)	0.00	156,102.21	
WARR	Warrants	158,914.48	0.00	
				-70,555.24
SFP3400	**Fire Prot Prem-Jackson**	**-34,437.55**		
RXFR	Transfer (Regular)	0.00	162,963.83	
WARR	Warrants	127,477.78	0.00	
				-69,923.60
SFP3500	**Fire Prot Prem-Jefferson**	**-70,669.44**		

Fund	Fund Description	Beginning Balance		Ending Balance
Type	Type Description	Debits	Credits	
RXFR	Transfer (Regular)	0.00	397,974.85	
WARR	Warrants	410,886.22	0.00	
				-57,758.07
SFP3600	**Fire Prot Prem-Johnson**	**-51,432.11**		
RXFR	Transfer (Regular)	0.00	180,117.91	
WARR	Warrants	170,776.73	0.00	
				-60,773.29
SFP3700	**Fire Prot Prem-Lafayette**	**-47,989.39**		
RXFR	Transfer (Regular)	0.00	121,794.04	
WARR	Warrants	109,229.97	0.00	
				-60,553.46
SFP3800	**Fire Prot Prem-Lawrence**	**-34,871.48**		
RXFR	Transfer (Regular)	0.00	164,679.24	
WARR	Warrants	134,714.30	0.00	
				-64,836.42
SFP3900	**Fire Prot Prem-Lee**	**-17,210.31**		
RXFR	Transfer (Regular)	0.00	125,224.84	
WARR	Warrants	115,133.71	0.00	
				-27,301.44
SFP4000	**Fire Prot Prem-Lincoln**	**-145,367.92**		
RXFR	Transfer (Regular)	0.00	192,125.80	
WARR	Warrants	110,881.43	0.00	
				-226,612.29
SFP4100	**Fire Prot Prem-Little River**	**-47,583.82**		
RXFR	Transfer (Regular)	0.00	132,086.48	
WARR	Warrants	127,133.80	0.00	
				-52,536.50
SFP4200	**Fire Prot Prem-Logan**	**-71,428.34**		
RXFR	Transfer (Regular)	0.00	181,833.32	
WARR	Warrants	197,480.63	0.00	
				-55,781.03
SFP4300	**Fire Prot Prem-Lonoke**	**-71,086.81**		
RXFR	Transfer (Regular)	0.00	291,619.50	
WARR	Warrants	254,183.88	0.00	
				-108,522.43
SFP4400	**Fire Prot Prem-Madison**	**-67,739.23**		
RXFR	Transfer (Regular)	0.00	162,963.83	
WARR	Warrants	187,075.71	0.00	
				-43,627.35
SFP4500	**Fire Prot Prem-Marion**	**-48,325.67**		
RXFR	Transfer (Regular)	0.00	171,540.89	
WARR	Warrants	147,083.20	0.00	
				-72,783.36
SFP4600	**Fire Prot Prem-Miller**	**-54,875.90**		
RXFR	Transfer (Regular)	0.00	247,018.86	
WARR	Warrants	179,082.11	0.00	
				-122,812.65
SFP4700	**Fire Prot Prem-Mississippi**	**-122,867.58**		
RXFR	Transfer (Regular)	0.00	303,627.34	
WARR	Warrants	290,838.88	0.00	

Fund	Fund Description	Beginning Balance		Ending Balance
Type	Type Description	Debits	Credits	
				-135,656.04
SFP4800	**Fire Prot Prem-Monroe**	**-32,805.75**		
RXFR	Transfer (Regular)	0.00	90,916.67	
WARR	Warrants	102,469.18	0.00	
				-21,253.24
SFP4900	**Fire Prot Prem-Montgomery**	**-28,323.72**		
RXFR	Transfer (Regular)	0.00	113,216.97	
WARR	Warrants	98,278.89	0.00	
				-43,261.80
SFP5000	**Fire Prot Prem-Nevada**	**-52,829.83**		
RXFR	Transfer (Regular)	0.00	99,493.69	
WARR	Warrants	91,593.61	0.00	
				-60,729.91
SFP5100	**Fire Prot Prem-Newton**	**-30,121.53**		
RXFR	Transfer (Regular)	0.00	114,932.39	
WARR	Warrants	88,371.57	0.00	
				-56,682.35
SFP5200	**Fire Prot Prem-Ouachita**	**-193,751.75**		
RXFR	Transfer (Regular)	0.00	235,010.98	
WARR	Warrants	217,799.44	0.00	
				-210,963.29
SFP5300	**Fire Prot Prem-Perry**	**-18,420.31**		
RXFR	Transfer (Regular)	0.00	106,355.32	
WARR	Warrants	75,965.48	0.00	
				-48,810.15
SFP5400	**Fire Prot Prem-Phillips**	**-86,516.06**		
RXFR	Transfer (Regular)	0.00	192,125.78	
WARR	Warrants	183,120.90	0.00	
				-95,520.94
SFP5500	**Fire Prot Prem-Pike**	**-60,307.02**		
RXFR	Transfer (Regular)	0.00	149,240.55	
WARR	Warrants	157,329.03	0.00	
				-52,218.54
SFP5600	**Fire Prot Prem-Poinsett**	**-37,434.71**		
RXFR	Transfer (Regular)	0.00	195,556.59	
WARR	Warrants	201,431.55	0.00	
				-31,559.75
SFP5700	**Fire Prot Prem-Polk**	**-73,405.58**		
RXFR	Transfer (Regular)	0.00	173,256.28	
WARR	Warrants	169,307.33	0.00	
				-77,354.53
SFP5800	**Fire Prot Prem-Pope**	**-70,276.78**		
RXFR	Transfer (Regular)	0.00	296,765.70	
WARR	Warrants	322,616.50	0.00	
				-44,425.98
SFP5900	**Fire Prot Prem-Prairie**	**-70,556.97**		
RXFR	Transfer (Regular)	0.00	142,378.93	
WARR	Warrants	146,551.06	0.00	
				-66,384.84
SFP6000	**Fire Prot Prem-Pulaski**	**-439,367.24**		

Fund	Fund Description	Beginning Balance		Ending Balance
Type	Type Description	Debits	Credits	
RXFR	Transfer (Regular)	0.00	1,027,529.81	
WARR	Warrants	993,548.02	0.00	
				-473,349.03
SFP6100	**Fire Prot Prem-Randolph**	**-59,262.95**		
RXFR	Transfer (Regular)	0.00	164,679.23	
WARR	Warrants	175,062.56	0.00	
				-48,879.62
SFP6200	**Fire Prot Prem-Saline**	**-62,662.37**		
RXFR	Transfer (Regular)	0.00	514,622.61	
WARR	Warrants	502,911.70	0.00	
				-74,373.28
SFP6300	**Fire Prot Prem-Scott**	**-28,188.42**		
RXFR	Transfer (Regular)	0.00	101,209.10	
WARR	Warrants	97,721.76	0.00	
				-31,675.76
SFP6400	**Fire Prot Prem-Searcy**	**-133,106.74**		
RXFR	Transfer (Regular)	0.00	125,224.82	
WARR	Warrants	59,677.47	0.00	
				-198,654.09
SFP6500	**Fire Prot Prem-Sebastian**	**-53,995.35**		
RXFR	Transfer (Regular)	0.00	353,374.18	
WARR	Warrants	347,754.14	0.00	
				-59,615.39
SFP6600	**Fire Prot Prem-Sevier**	**-52,650.74**		
RXFR	Transfer (Regular)	0.00	140,663.50	
WARR	Warrants	131,149.83	0.00	
				-62,164.41
SFP6700	**Fire Prot Prem-Sharp**	**-48,101.33**		
RXFR	Transfer (Regular)	0.00	223,003.12	
WARR	Warrants	216,225.51	0.00	
				-54,878.94
SFP6800	**Fire Prot Prem-St. Francis**	**-65,255.56**		
RXFR	Transfer (Regular)	0.00	248,734.24	
WARR	Warrants	239,990.66	0.00	
				-73,999.14
SFP6900	**Fire Prot Prem-Stone**	**-41,241.95**		
RXFR	Transfer (Regular)	0.00	132,086.46	
WARR	Warrants	107,657.77	0.00	
				-65,670.64
SFP7000	**Fire Prot Prem-Union**	**-124,312.32**		
RXFR	Transfer (Regular)	0.00	344,797.15	
WARR	Warrants	311,007.25	0.00	
				-158,102.22
SFP7100	**Fire Prot Prem-Van Buren**	**-38,330.01**		
RXFR	Transfer (Regular)	0.00	202,418.21	
WARR	Warrants	180,683.52	0.00	
				-60,064.70
SFP7200	**Fire Prot Prem-Washington**	**-102,873.26**		
RXFR	Transfer (Regular)	0.00	593,531.40	
WARR	Warrants	541,983.30	0.00	

Fund Type	Fund Description / Type Description	Beginning Balance / Debits	Credits	Ending Balance
				-154,421.36
SFP7300	**Fire Prot Prem-White**	**-114,263.42**		
RXFR	Transfer (Regular)	0.00	464,875.74	
WARR	Warrants	440,931.47	0.00	
				-138,207.69
SFP7400	**Fire Prot Prem-Woodruff**	**-42,714.74**		
RXFR	Transfer (Regular)	0.00	80,624.19	
WARR	Warrants	95,148.23	0.00	
				-28,190.70
SFP7500	**Fire Prot Prem-Yell**	**-40,445.11**		
RXFR	Transfer (Regular)	0.00	190,410.36	
WARR	Warrants	177,269.82	0.00	
				-53,585.65
SFR0100	**Fire/Police Pension/Relief**	**-50,860,251.55**		
RADJ	Receipt Adjustment	0.00	78,140,088.97	
RXFR	Transfer (Regular)	23,396,700.44	8,615,506.77	
SDIS	Distribution (Special Fund)	0.00	75,717,746.21	
SPEC	Special Reversing Entry	78,140,088.97	0.00	
WARR	Warrants	98,565,607.38	0.00	
				-13,231,196.71
SFR0300	**Fire&Police Pension Adl (0620**	**-1,919,688.93**		
RXFR	Transfer (Regular)	0.00	1,954,841.37	
WARR	Warrants	3,551,977.65	0.00	
				-322,552.65
SFR0400	**Fire&Police Pension Suppl(06**	**-568,580.00**		
RXFR	Transfer (Regular)	550,800.00	1,101,600.00	
WARR	Warrants	1,035,000.00	0.00	
				-84,380.00
SFR0500	**Fire&PolicePension FutSup(06**	**-11,654,477.26**		
RXFR	Transfer (Regular)	5,182,385.40	10,364,770.80	
WARR	Warrants	9,403,537.67	0.00	
				-7,433,324.99
SFS0000	**Cigarette Fire Safe 697/09**	**-368,174.50**		
RXFR	Transfer (Regular)	368,174.50	0.00	
				0.00
SFS0100	**Cigarette Fire Sfty**	**0.00**		
RCPT	Receipt	0.00	58,000.00	
RXFR	Transfer (Regular)	0.00	368,174.50	
SDIS	Distribution (Special Fund)	0.00	57,101.00	
SPEC	Special Reversing Entry	58,000.00	0.00	
				-425,275.50
SGI0200	**Ind Pat Hosp-Emeg Med Prgm**	**0.00**		
RCPT	Receipt	0.00	17,265.82	
SDIS	Distribution (Special Fund)	0.00	16,730.58	
SPEC	Special Reversing Entry	17,265.82	0.00	
				-16,730.58
SGS0100	**Corn Grain Sorghum Bd-Opera**	**-1,392,515.87**		
RCPT	Receipt	0.00	1,087,307.79	
RXFR	Transfer (Regular)	60,030.38	491,387.69	
SDIS	Distribution (Special Fund)	0.00	1,436,847.83	
SPEC	Special Reversing Entry	1,599,745.94	86,619.24	

Fund / Type	Fund Description / Type Description	Beginning Balance / Debits	Credits	Ending Balance
WARR	Warrants	643,262.75	0.00	
				-2,191,639.35
SHA0200	**HVACR Licensing**	**-785,425.36**		
COFF	Checks Charged Off	750.00	0.00	
RCPT	Receipt	0.00	708,311.00	
RXFR	Transfer (Regular)	555,401.76	137,927.06	
SDIS	Distribution (Special Fund)	0.00	638,834.16	
SPEC	Special Reversing Entry	710,082.00	3,055.00	
WARR	Warrants	257,143.26	0.00	
				-750,175.56
SHF0100	**DAH Special Director**	**-5,532,628.96**		
RCPT	Receipt	0.00	179,841.30	
RXFR	Transfer (Regular)	8,083,719.68	8,861,133.37	
WARR	Warrants	446,732.58	0.00	
				-6,043,151.37
SHF0200	**DAH Special Delta Cultural Ctr**	**-8,061.65**		
RCPT	Receipt	0.00	12,945.18	
RXFR	Transfer (Regular)	36,566.27	196,905.57	
WARR	Warrants	177,184.60	0.00	
				-4,161.53
SHF0300	**DAH Special Arts Council**	**-40,458.67**		
RCPT	Receipt	0.00	5,845.25	
RXFR	Transfer (Regular)	5,540.78	810,699.00	
WARR	Warrants	790,852.65	0.00	
				-60,609.49
SHF0400	**DAH Special Old State House**	**-111,761.13**		
RCPT	Receipt	0.00	11.58	
RXFR	Transfer (Regular)	84,501.03	292,337.28	
WARR	Warrants	308,467.26	0.00	
				-11,141.70
SHF0600	**DAH Special Natural Heritage**	**-95,334.64**		
RCPT	Receipt	0.00	460.48	
RXFR	Transfer (Regular)	15,120.58	194,138.00	
WARR	Warrants	246,708.82	0.00	
				-28,103.72
SHF0610	**DAH Special State Archives**	**-10,313.63**		
RXFR	Transfer (Regular)	0.00	48,263.00	
WARR	Warrants	16,978.07	0.00	
				-41,598.56
SHF0700	**DAH Special Terr Restoration**	**-67,852.82**		
RCPT	Receipt	0.00	138.65	
RXFR	Transfer (Regular)	96,105.31	361,182.92	
WARR	Warrants	324,894.64	0.00	
				-8,174.44
SHF0900	**DAH Special Mosaic Templars**	**-17,708.57**		
RCPT	Receipt	0.00	3.24	
RXFR	Transfer (Regular)	43,185.46	457,776.53	
WARR	Warrants	81,743.70	0.00	
				-350,559.18
SHI0000	**AR Highway Transfer (0090)**	**-6,194,433.76**		
RXFR	Transfer (Regular)	33,172,831.01	26,978,397.25	

Fund Type	Fund Description / Type Description	Beginning Balance / Debits	Credits	Ending Balance
				0.00
SHK0000	**Milk Inspection**	**-76,300.23**		
RADJ	Receipt Adjustment	200.00	43,981.12	
RCPT	Receipt	0.00	351,390.87	
RXFR	Transfer (Regular)	489,975.66	146,263.41	
SDIS	Distribution (Special Fund)	0.00	326,252.06	
SPEC	Special Reversing Entry	396,371.99	1,200.00	
				-58,840.04
SHL0000	**Plumbers Licensing**	**-608,835.08**		
COFF	Checks Charged Off	950.00	0.00	
RADJ	Receipt Adjustment	1,150.00	4,370.00	
RCPT	Receipt	0.00	784,037.55	
RXFR	Transfer (Regular)	1,104,673.53	99,404.58	
SDIS	Distribution (Special Fund)	0.00	714,973.13	
SPEC	Special Reversing Entry	784,262.55	2,125.00	
				-322,709.26
SHM0100	**Mfg Home Comm-Operations**	**-627,969.76**		
COFF	Checks Charged Off	390.00	0.00	
RCPT	Receipt	0.00	326,038.93	
RXFR	Transfer (Regular)	211,672.06	3,869.03	
SDIS	Distribution (Special Fund)	0.00	197,005.26	
SPEC	Special Reversing Entry	215,029.93	390.00	
WARR	Warrants	36,327.41	0.00	
				-691,853.58
SHW0000	**Haz Waste Permit Fee**	**-3,667,438.18**		
COFF	Checks Charged Off	620.10	0.00	
RCPT	Receipt	0.00	1,171,511.32	
RXFR	Transfer (Regular)	983,300.25	71,493.89	
SDIS	Distribution (Special Fund)	0.00	961,373.55	
SPEC	Special Reversing Entry	1,120,181.32	820.10	
WARR	Warrants	417,085.49	0.00	
				-3,351,449.88
SIA0101	**L/P Equine Infectious Anemia**	**-632,443.73**		
RCPT	Receipt	0.00	100,392.79	
RXFR	Transfer (Regular)	44,000.57	20,362.68	
SDIS	Distribution (Special Fund)	0.00	91,083.76	
SPEC	Special Reversing Entry	101,295.79	903.00	
WARR	Warrants	54,138.78	0.00	
				-645,750.82
SIB0100	**Bank Department-Operations**	**-25,488,448.73**		
RCPT	Receipt	0.00	12,067,325.52	
RXFR	Transfer (Regular)	7,883,675.41	94,584.63	
SDIS	Distribution (Special Fund)	0.00	11,868,721.64	
SPEC	Special Reversing Entry	12,058,933.17	0.00	
WARR	Warrants	1,790,300.03	0.00	
				-27,786,171.91
SIE0000	**Investor Education (0410)**	**-709,669.43**		
RCPT	Receipt	0.00	245,979.24	
RXFR	Transfer (Regular)	2,664.48	0.00	
WARR	Warrants	150,936.91	0.00	
				-802,047.28

Fund	Fund Description	Beginning Balance		Ending Balance
Type	Type Description	Debits	Credits	
SIL0100	**LP Gas Board Oprs**	**-1,737,229.96**		
COFF	Checks Charged Off	425.00	0.00	
RCPT	Receipt	0.00	672,069.54	
RXFR	Transfer (Regular)	332,720.33	790.96	
SDIS	Distribution (Special Fund)	0.00	641,935.83	
SPEC	Special Reversing Entry	671,687.50	425.00	
WARR	Warrants	141,145.37	0.00	
				-1,906,473.09
SIP0101	**Poultry & Egg Grading 19-6-40**	**-6,168,176.95**		
RADJ	Receipt Adjustment	39.22	39.22	
RCPT	Receipt	0.00	6,207,002.65	
RXFR	Transfer (Regular)	1,817,700.10	47,984.01	
SDIS	Distribution (Special Fund)	0.00	1,781,515.17	
SPEC	Special Reversing Entry	2,085,613.35	1,702.13	
WARR	Warrants	1,255,580.40	0.00	
				-9,047,487.06
SIR0000	**Commercial Truck Safety/Educ**	**-6,928,881.09**		
RXFR	Transfer (Regular)	411,883.50	2,142,452.85	
SDIS	Distribution (Special Fund)	0.00	1,938,000.00	
SPEC	Special Reversing Entry	2,000,000.00	0.00	
WARR	Warrants	49,156.48	0.00	
				-8,548,293.96
SIS0000	**Road/Bridge/ Rep/Maint/Gant**	**-108,527.83**		
RXFR	Transfer (Regular)	0.00	3,042,507.73	
SDIS	Distribution (Special Fund)	0.00	2,662,994.93	
SPEC	Special Reversing Entry	3,042,507.73	0.00	
WARR	Warrants	2,718,457.00	0.00	
				-53,065.76
SJP0100	**Public Service-Utilities**	**-4,120,005.82**		
COFF	Checks Charged Off	391.30	0.00	
RCPT	Receipt	0.00	8,406,945.54	
RXFR	Transfer (Regular)	6,569,300.36	22,850.07	
SDIS	Distribution (Special Fund)	0.00	8,231,761.87	
SPEC	Special Reversing Entry	8,361,363.00	0.00	
WARR	Warrants	2,251,561.21	0.00	
				-3,598,947.43
SKL0001	**Skills Development**	**-62,685.23**		
RXFR	Transfer (Regular)	62,685.23	0.00	
				0.00
SLA0000	**Public Legal Aid**	**-0.14**		
RXFR	Transfer (Regular)	0.00	256,629.60	
WARR	Warrants	256,629.60	0.00	
				-0.14
SLS0000	**Beneficiaries of Fallen Law En**	**-37,721.50**		
RXFR	Transfer (Regular)	0.00	7,882.95	
SDIS	Distribution (Special Fund)	0.00	6,766.46	
SPEC	Special Reversing Entry	7,882.95	0.00	
WARR	Warrants	15,000.00	0.00	
				-29,487.96
SLT0000	**LawEnforcementTrngAct372/1**	**-126,387.69**		
RCPT	Receipt	0.00	96,599.90	

Fund	Fund Description	Beginning Balance		Ending Balance
Type	Type Description	Debits	Credits	
RXFR	Transfer (Regular)	0.00	17.65	
SDIS	Distribution (Special Fund)	0.00	85,874.76	
SPEC	Special Reversing Entry	96,599.90	0.00	
WARR	Warrants	14,598.00	0.00	
				-197,682.10
SMB0000	**Recyclables Program 19-6-471**	**-172,996.86**		
RCPT	Receipt	0.00	37,629.04	
RXFR	Transfer (Regular)	318.36	0.00	
SDIS	Distribution (Special Fund)	0.00	37,045.79	
SPEC	Special Reversing Entry	37,629.04	0.00	
WARR	Warrants	11,781.65	0.00	
				-197,942.64
SMD0000	**Specialty Court Prog 19-6-489**	**-86,658.89**		
RADJ	Receipt Adjustment	40.00	40.00	
RCPT	Receipt	0.00	1,325.00	
SDIS	Distribution (Special Fund)	0.00	1,245.16	
SPEC	Special Reversing Entry	1,325.00	0.00	
				-87,904.05
SMF0000	**Military Funeral Hon 784/09**	**-295,233.31**		
RXFR	Transfer (Regular)	1,200.00	43,188.35	
SDIS	Distribution (Special Fund)	0.00	37,915.37	
SPEC	Special Reversing Entry	43,188.35	0.00	
WARR	Warrants	21,450.00	0.00	
				-310,498.68
SMH0100	**ADEM-Special Rev Fee**	**-596,829.21**		
RADJ	Receipt Adjustment	350.00	350.00	
RCPT	Receipt	0.00	213,199.98	
RXFR	Transfer (Regular)	331,014.02	0.00	
SDIS	Distribution (Special Fund)	0.00	191,081.56	
SPEC	Special Reversing Entry	213,199.98	0.00	
				-456,896.75
SMH2020		**-14,313.46**		
RCPT	Receipt	0.00	11,258.07	
RXFR	Transfer (Regular)	11,545.25	10,028.04	
WARR	Warrants	17,804.67	0.00	
				-6,249.65
SMH2021	**EMPG T&E 20 (0995)**	**-13,341.93**		
RCPT	Receipt	0.00	218,209.38	
RXFR	Transfer (Regular)	211,139.66	221,633.06	
WARR	Warrants	236,988.56	0.00	
				-5,056.15
SMH2110	**EMPG T&E 21**	**0.00**		
RCPT	Receipt	0.00	77,711.20	
RXFR	Transfer (Regular)	51,122.92	101,000.00	
WARR	Warrants	95,885.75	0.00	
				-31,702.53
SMI0000	**MMImplementOperation (0620)**	**-2,028,867.34**		
COFF	Checks Charged Off	3,000.00	50.00	
RADJ	Receipt Adjustment	18,944.00	4,561.00	
RCPT	Receipt	0.00	8,554,503.50	
RXFR	Transfer (Regular)	2,745,274.62	30,829,656.19	

Fund	Fund Description	Beginning Balance		Ending Balance
Type	**Type Description**	**Debits**	**Credits**	
SDIS	Distribution (Special Fund)	0.00	34,572,570.47	
SPEC	Special Reversing Entry	39,393,107.69	181,352.13	
				-34,011,234.32
SML0000	**Domestic Peace**	**-88,093.81**		
COFF	Checks Charged Off	270.02	0.00	
RADJ	Receipt Adjustment	105,189.83	207,119.30	
RCPT	Receipt	0.00	342,647.38	
SDIS	Distribution (Special Fund)	0.00	299,502.12	
SPEC	Special Reversing Entry	447,522.76	105,170.40	
WARR	Warrants	488,377.07	0.00	
				-1,173.33
SMM1000	**AMM Commission**	**-174,261.00**		
RADJ	Receipt Adjustment	398.00	14,931.00	
RXFR	Transfer (Regular)	0.00	121,186.34	
SDIS	Distribution (Special Fund)	0.00	0.00	
SPEC	Special Reversing Entry	224.00	224.00	
WARR	Warrants	236,641.34	0.00	
				-73,339.00
SMP0000	**Division of AR State Police**	**0.00**		
AXFR	Advance Transfer	0.00	27,350,000.00	
GDIS	Distribution (General Fund)	0.00	43,204,741.00	
RXFR	Transfer (Regular)	79,426,549.28	8,871,808.28	
				0.00
SMP0100	**Divusuib of AR State Police**	**-2,250,920.09**		
COFF	Checks Charged Off	310.00	0.00	
RADJ	Receipt Adjustment	2,238.50	1,413.50	
RCPT	Receipt	0.00	6,696,802.97	
RXFR	Transfer (Regular)	74,076,599.83	88,447,990.12	
SDIS	Distribution (Special Fund)	0.00	15,896,921.53	
SPEC	Special Reversing Entry	17,380,632.67	20,081.38	
TELL	Teller	0.00	1,500.00	
WARR	Warrants	19,759,932.07	0.00	
				-2,095,916.52
SMP0200	**ASP Indirect Admin Costs**	**0.00**		
RXFR	Transfer (Regular)	12,364,835.96	12,364,835.96	
				0.00
SMP0300	**ASP Special Operating**	**-272,423.14**		
RXFR	Transfer (Regular)	3,002,479.70	4,776,834.27	
WARR	Warrants	1,607,600.30	0.00	
				-439,177.41
SMP0500	**ASP Used Motor Vehicle**	**-899,709.86**		
COFF	Checks Charged Off	750.00	0.00	
RCPT	Receipt	0.00	843,795.00	
RXFR	Transfer (Regular)	474,382.61	2,567.22	
SDIS	Distribution (Special Fund)	0.00	762,736.44	
SPEC	Special Reversing Entry	845,670.00	2,750.00	
WARR	Warrants	127,830.85	0.00	
				-1,062,925.06
SMP0600	**ASP-PI/Security**	**-726,508.64**		
COFF	Checks Charged Off	610.00	0.00	
RADJ	Receipt Adjustment	1,260.00	1,260.00	

Fund / Type	Fund Description / Type Description	Beginning Balance / Debits	Credits	Ending Balance
RCPT	Receipt	0.00	504,375.25	
RXFR	Transfer (Regular)	320,797.10	3,660.13	
SDIS	Distribution (Special Fund)	0.00	453,480.39	
SPEC	Special Reversing Entry	506,776.25	3,240.00	
WARR	Warrants	88,099.00	0.00	
				-774,982.06
SMP0700	**ASP Salvage Auction**	**-683,589.91**		
RCPT	Receipt	0.00	91,485.00	
SDIS	Distribution (Special Fund)	0.00	87,654.96	
SPEC	Special Reversing Entry	91,485.00	0.00	
				-771,244.87
SMP0800	**AR Wireless Network**	**-46,875.21**		
RXFR	Transfer (Regular)	46,875.21	0.00	
				0.00
SMP0900	**ASP Driving Track**	**0.00**		
RCPT	Receipt	0.00	800,000.00	
SDIS	Distribution (Special Fund)	0.00	775,200.00	
SPEC	Special Reversing Entry	800,000.00	0.00	
				-775,200.00
SMP1100	**ASP Health Plan Hldg Act 150(**	**-8,703,658.00**		
WARR	Warrants	1,596,150.01	0.00	
				-7,107,507.99
SMP2003	**ASP Highway Safety 402**	**-4,486.91**		
RCPT	Receipt	0.00	3,891,435.59	
RXFR	Transfer (Regular)	5,242,141.93	3,899,820.49	
WARR	Warrants	2,545,622.33	0.00	
				-7,978.73
SMP2603	**ASP Highway Safety 403**	**-8.00**		
RCPT	Receipt	0.00	115,691.94	
RXFR	Transfer (Regular)	224,650.08	124,741.59	
WARR	Warrants	15,583.45	0.00	
				-208.00
SMP3021	**Hwy Safety 405 MAP 21Act120**	**-8,997.36**		
RCPT	Receipt	0.00	5,428,437.81	
RXFR	Transfer (Regular)	5,603,156.99	4,028,313.15	
WARR	Warrants	3,851,598.25	0.00	
				-10,993.08
SMP3070	**HS 148 Hwy Sfty Improve Fun(**	**0.00**		
RXFR	Transfer (Regular)	1,696,675.05	3,144,350.81	
WARR	Warrants	1,447,675.76	0.00	
				0.00
SMP3384	**E-Crash 21 (0960)**	**0.00**		
RXFR	Transfer (Regular)	38,573.65	77,147.30	
WARR	Warrants	38,573.65	0.00	
				0.00
SMP3393	**E-CITE 21 (0960)**	**0.00**		
RXFR	Transfer (Regular)	70,059.25	152,299.00	
WARR	Warrants	82,239.75	0.00	
				0.00
SMP3484	**E-Crash 22 (0960)**	**0.00**		
RXFR	Transfer (Regular)	481,200.05	769,046.15	

Fund / Type	Fund Description / Type Description	Beginning Balance / Debits	Credits	Ending Balance
WARR	Warrants	286,312.42	0.00	
				-1,533.68
SMP3493	**E-Cite 22 (0960)**	**0.00**		
RXFR	Transfer (Regular)	73,013.56	121,666.12	
WARR	Warrants	48,652.56	0.00	
				0.00
SMP5073	**Selective Traffic Enf Program**	**-69.09**		
RXFR	Transfer (Regular)	69.09	0.00	
				0.00
SMP5180	**Video Storage 21 (0960)**	**-10,166.46**		
RXFR	Transfer (Regular)	10,166.46	0.00	
				0.00
SMP5280	**Video Storage 22 (0960)**	**0.00**		
RXFR	Transfer (Regular)	116,067.02	185,535.54	
WARR	Warrants	58,033.51	0.00	
				-11,435.01
SMP6173	**STEP 21**	**-41,425.99**		
RCPT	Receipt	0.00	2,258.48	
RXFR	Transfer (Regular)	1,489,140.30	1,693,241.11	
WARR	Warrants	247,785.28	0.00	
				0.00
SMP7173	**STEP 22 (0960)**	**0.00**		
RXFR	Transfer (Regular)	1,028,644.11	1,301,302.28	
WARR	Warrants	272,497.43	0.00	
				-160.74
SMP8800	**ASP Vehicles (0960)**	**-2,234,301.24**		
COFF	Checks Charged Off	3,517.27	0.00	
RCPT	Receipt	0.00	1,967,328.86	
RXFR	Transfer (Regular)	1,437,821.41	6,760,083.95	
SDIS	Distribution (Special Fund)	0.00	1,791,147.49	
SPEC	Special Reversing Entry	1,964,307.07	19,255.53	
WARR	Warrants	5,633,112.95	0.00	
				-3,733,358.37
SMP9602	**ASP Troop K Cont Project**	**0.00**		
RCPT	Receipt	0.00	1,053,000.00	
SPEC	Special Reversing Entry	144,909.47	0.00	
				-908,090.53
SMS0000	**ADH Marine Sanitation**	**-242,569.77**		
RADJ	Receipt Adjustment	250.00	125.00	
RCPT	Receipt	0.00	125.00	
RXFR	Transfer (Regular)	195,219.54	236,880.81	
SDIS	Distribution (Special Fund)	0.00	0.00	
SPEC	Special Reversing Entry	250.00	250.00	
				-284,231.04
SNH0100	**DHS-Nrs Hm Prsnl Trng-Exp**	**-749,280.38**		
COFF	Checks Charged Off	100.00	0.00	
RADJ	Receipt Adjustment	0.00	1,500.00	
RCPT	Receipt	0.00	82,853.23	
RXFR	Transfer (Regular)	71,794.63	1,500.00	
SDIS	Distribution (Special Fund)	0.00	37,972.14	
SPEC	Special Reversing Entry	62,225.00	100.00	

Fund Type	Fund Description / Type Description	Beginning Balance / Debits	Credits	Ending Balance
				-739,086.12
SNP0100	**Nuclear Planning & Response**	**-575,485.32**		
RCPT	Receipt	0.00	1,412,328.51	
RXFR	Transfer (Regular)	1,499,669.54	213,753.09	
SDIS	Distribution (Special Fund)	0.00	1,368,546.33	
SPEC	Special Reversing Entry	1,412,328.51	0.00	
WARR	Warrants	325,000.00	0.00	
				-333,115.20
SPC0101	**L/P Brucellosis Erad/Inspectio**	**-1,289,420.68**		
RCPT	Receipt	0.00	813,952.49	
RXFR	Transfer (Regular)	1,271,402.85	754,664.21	
SDIS	Distribution (Special Fund)	0.00	550,225.84	
SPEC	Special Reversing Entry	1,268,437.64	652,464.33	
WARR	Warrants	242,221.91	0.00	
				-1,278,665.15
SPD0100	**People With Disabilities**	**-27,931.26**		
RCPT	Receipt	0.00	10,897.55	
SDIS	Distribution (Special Fund)	0.00	9,559.68	
SPEC	Special Reversing Entry	10,897.55	0.00	
WARR	Warrants	12,500.00	0.00	
				-24,990.94
SPF0100	**Comty Punshmt Rev-Oprs**	**-14,430,967.26**		
COFF	Checks Charged Off	41,649.00	0.00	
RCPT	Receipt	0.00	13,506,424.50	
RXFR	Transfer (Regular)	2,187,519.38	1,655,300.03	
SDIS	Distribution (Special Fund)	0.00	12,150,479.46	
SPEC	Special Reversing Entry	13,459,524.50	41,649.00	
WARR	Warrants	11,479,604.58	0.00	
				-14,616,522.79
SPS0101	**Livestock/Poultry Special Rev**	**-1,347,125.89**		
COFF	Checks Charged Off	3,565.00	0.00	
RADJ	Receipt Adjustment	20,000.00	20,000.00	
RCPT	Receipt	0.00	1,875,028.02	
RXFR	Transfer (Regular)	594,092.16	85,076.96	
SDIS	Distribution (Special Fund)	0.00	1,200,923.16	
SPEC	Special Reversing Entry	1,338,944.59	14,426.35	
WARR	Warrants	1,813,983.20	0.00	
				-771,995.43
SPT0100	**Dept Parks Heritage Tourism**	**-29,813,248.32**		
RCPT	Receipt	0.00	62,255.40	
RXFR	Transfer (Regular)	12,526,646.51	41,322,937.75	
SDIS	Distribution (Special Fund)	0.00	6,857.30	
SPEC	Special Reversing Entry	8,572.83	0.00	
WARR	Warrants	18,690,585.22	249.18	
				-39,979,743.39
SRD0000	**Catastrophic Reserve 19-6-486**	**-209,985,461.46**		
RXFR	Transfer (Regular)	50,000,000.00	1,043,006,466.62	
				-1,202,991,928.08
SRP0100	**Rice Research & Promo Bd-Op**	**-332,518.75**		
RCPT	Receipt	0.00	5,457,707.60	
RXFR	Transfer (Regular)	19,193.85	70,919.62	

Fund	Fund Description	Beginning Balance		Ending Balance
Type	**Type Description**	**Debits**	**Credits**	
SDIS	Distribution (Special Fund)	0.00	5,165,686.23	
SPEC	Special Reversing Entry	5,556,048.66	46,615.29	
WARR	Warrants	5,065,589.83	0.00	
				-432,615.15
SRS0000	**Reg Sub Stor Tank Prg**	**-2,142,023.43**		
COFF	Checks Charged Off	150.00	0.00	
RCPT	Receipt	0.00	897,705.50	
RXFR	Transfer (Regular)	913,664.21	4,829.04	
SDIS	Distribution (Special Fund)	0.00	320,418.32	
SPEC	Special Reversing Entry	606,898.00	380.00	
WARR	Warrants	155,724.35	0.00	
				-1,688,919.73
SSA0000	**AR CourtAppointedSpecAdvo**	**-12,223.15**		
RXFR	Transfer (Regular)	0.00	6,489.50	
SDIS	Distribution (Special Fund)	0.00	5,561.56	
SPEC	Special Reversing Entry	6,489.50	0.00	
				-17,784.71
SSC0480	**ADC Sex/Child Offen Reg-048**	**-245,843.19**		
RADJ	Receipt Adjustment	7.50	0.00	
RCPT	Receipt	0.00	62,211.89	
SDIS	Distribution (Special Fund)	0.00	56,137.94	
SPEC	Special Reversing Entry	63,447.87	1,243.48	
				-301,981.13
SSC0990	**ACIC Sex/Child Offend Reg-09**	**-56,444.56**		
RADJ	Receipt Adjustment	7.50	0.00	
RCPT	Receipt	0.00	73,220.10	
RXFR	Transfer (Regular)	11,008.20	114.23	
SDIS	Distribution (Special Fund)	0.00	56,137.96	
SPEC	Special Reversing Entry	63,447.88	1,243.48	
WARR	Warrants	10,155.92	0.00	
				-102,540.83
SSD0000	**Individual Sewage Disposal Sy**	**-99,838.48**		
RCPT	Receipt	0.00	33,555.00	
RXFR	Transfer (Regular)	12,047.36	733.15	
SDIS	Distribution (Special Fund)	0.00	30,012.48	
SPEC	Special Reversing Entry	33,555.00	0.00	
				-118,536.75
SSE0000	**AR Citizens 1st Resp Safety**	**-26,316.48**		
RCPT	Receipt	0.00	339,101.14	
SDIS	Distribution (Special Fund)	0.00	301,001.22	
SPEC	Special Reversing Entry	339,101.14	0.00	
WARR	Warrants	327,308.78	0.00	
				-8.92
SST0101	**Livestock/Poultry Swine Testir**	**-1,613.14**		
RXFR	Transfer (Regular)	0.00	13.00	
SDIS	Distribution (Special Fund)	0.00	10.66	
SPEC	Special Reversing Entry	13.00	0.00	
				-1,623.80
SSV0000	**Alcoholic Bev Control 19-6-82**	**-589,893.12**		
RXFR	Transfer (Regular)	589,012.66	1,611.09	
WARR	Warrants	2,360.47	0.00	

Fund Type	Fund Description / Type Description	Beginning Balance / Debits	Credits	Ending Balance
				-131.08
SSV0100	**Alcohol Bev Control**	**0.00**		
RCPT	Receipt	0.00	243,593.76	
RXFR	Transfer (Regular)	145,904.15	769,913.70	
SDIS	Distribution (Special Fund)	0.00	226,571.56	
SPEC	Special Reversing Entry	242,940.00	0.00	
WARR	Warrants	448,341.26	0.00	
				-402,893.61
SSW0100	**Social Work Licensing-Operati**	**-756,770.75**		
RCPT	Receipt	0.00	206,465.78	
RXFR	Transfer (Regular)	127,571.76	1,192.33	
SDIS	Distribution (Special Fund)	0.00	185,253.36	
SPEC	Special Reversing Entry	206,310.00	0.00	
WARR	Warrants	37,072.96	0.00	
				-778,727.50
STC0100	**Telecomm Equip Fund-Oprs**	**-790,966.91**		
COFF	Checks Charged Off	13.34	0.00	
RCPT	Receipt	0.00	442,968.24	
RXFR	Transfer (Regular)	141,750.49	12,189.29	
SDIS	Distribution (Special Fund)	0.00	401,596.75	
SPEC	Special Reversing Entry	454,493.66	3,618.47	
WARR	Warrants	245,244.74	0.00	
				-809,837.43
STR0000	**AR Tob Cont Rev ACA 19-6-83**	**-1,850,427.62**		
COFF	Checks Charged Off	100.00	0.00	
RADJ	Receipt Adjustment	57,274.63	57,274.63	
RCPT	Receipt	0.00	56,205.00	
RXFR	Transfer (Regular)	1,905,381.35	0.00	
SDIS	Distribution (Special Fund)	0.00	55,235.37	
SPEC	Special Reversing Entry	112,410.00	56,305.00	
WARR	Warrants	281.64	0.00	
				0.00
STR0100	**ATC Revenue**	**0.00**		
COFF	Checks Charged Off	100.00	0.00	
CTAX	Claims & Taxes	3,100.00	100.00	
RADJ	Receipt Adjustment	56,974.63	56,974.63	
RCPT	Receipt	0.00	691,112.65	
RXFR	Transfer (Regular)	298,703.94	2,166,826.71	
SDIS	Distribution (Special Fund)	0.00	323,213.31	
SPEC	Special Reversing Entry	747,477.00	59,305.00	
WARR	Warrants	310,359.55	0.00	
				-1,880,817.18
SVS0000	**AR Video Service Fund (0063)**	**-30,829.52**		
RCPT	Receipt	0.00	900.00	
SDIS	Distribution (Special Fund)	0.00	872.10	
SPEC	Special Reversing Entry	900.00	0.00	
				-31,701.62
SWF0100	**Wkforce 2000 Dev-Grant/Exp**	**-2,567,862.21**		
RADJ	Receipt Adjustment	0.00	41,931,425.20	
RXFR	Transfer (Regular)	43,578,374.03	3,764,923.66	
SDIS	Distribution (Special Fund)	0.00	37,245,588.38	

Fund / Type	Fund Description / Type Description	Beginning Balance / Debits	Credits	Ending Balance
SPEC	Special Reversing Entry	41,931,425.20	0.00	
				-0.22
SWG0000	**AR Wine Grants (0900)**	**-429,993.75**		
CTAX	Claims & Taxes	2,550.00	0.00	
RCPT	Receipt	0.00	1,001,100.00	
RXFR	Transfer (Regular)	977,254.70	287,714.35	
SDIS	Distribution (Special Fund)	0.00	543,996.60	
SPEC	Special Reversing Entry	1,285,650.00	2,650.00	
				0.00
SWP0100	**Wheat Promotion Bd-Operatio**	**-64,083.63**		
RCPT	Receipt	0.00	35,924.19	
RXFR	Transfer (Regular)	2,971.56	51,537.86	
SDIS	Distribution (Special Fund)	0.00	81,871.28	
SPEC	Special Reversing Entry	87,481.15	2,990.66	
WARR	Warrants	35,932.00	0.00	
				-110,022.91
SWT0000	**In God We Trust License Plate**	**-11,207.41**		
RXFR	Transfer (Regular)	112,795.52	115,029.34	
SDIS	Distribution (Special Fund)	0.00	101,588.11	
SPEC	Special Reversing Entry	115,029.34	0.00	
				0.00
SXA0100	**AR Abstractors' BD 19-6-415**	**-116,875.87**		
RCPT	Receipt	0.00	20,270.00	
RXFR	Transfer (Regular)	4.45	0.00	
SDIS	Distribution (Special Fund)	0.00	14,585.36	
SPEC	Special Reversing Entry	19,980.00	0.00	
WARR	Warrants	8,393.47	0.00	
				-123,353.31
SXV0100	**Veterinary Exam Board-Operat**	**-671,091.99**		
COFF	Checks Charged Off	35.00	0.00	
RADJ	Receipt Adjustment	550.00	550.00	
RCPT	Receipt	0.00	131,623.95	
RXFR	Transfer (Regular)	80,917.29	245.25	
SDIS	Distribution (Special Fund)	0.00	115,170.68	
SPEC	Special Reversing Entry	117,553.95	25.00	
WARR	Warrants	14,455.54	0.00	
				-705,195.09
TAC0000	**Accountability Court 19-5-1144**	**-440,332.40**		
RXFR	Transfer (Regular)	440,332.40	0.00	
				0.00
TAC0100	**Accountability Court 19-5-1144**	**0.00**		
RCPT	Receipt	0.00	6,649.84	
RXFR	Transfer (Regular)	5,215.00	440,332.40	
WARR	Warrants	18,795.55	0.00	
				-422,971.69
TAD0201	**Pesticide/Plant Disposal 19-5-**	**-438,154.21**		
RADJ	Receipt Adjustment	38,355.22	38,355.22	
RCPT	Receipt	0.00	362,178.29	
RXFR	Transfer (Regular)	0.00	300.45	
SDIS	Distribution (Special Fund)	0.00	282,286.29	
SPEC	Special Reversing Entry	286,730.63	0.00	

Fund Type	Fund Description / Type Description	Beginning Balance / Debits	Credits	Ending Balance
WARR	Warrants	128,103.63	0.00	
				-668,084.98
TAF0000	**Asset Forfeiture**	**-17,758.47**		
RCPT	Receipt	0.00	137,777.89	
RXFR	Transfer (Regular)	152,625.30	13,850.00	
				-16,761.06
TAF0100	**Spec St Assets Forfeit (0620)**	**-118,721.42**		
WARR	Warrants	118,721.42	0.00	
				0.00
TAF0300	**State Police Federal 25% (062(**	**-191,390.10**		
WARR	Warrants	191,390.10	0.00	
				0.00
TAF0400	**State Police Federal 65% (062(**	**-91,347.21**		
WARR	Warrants	91,347.21	0.00	
				0.00
TAJ0200	**St Admin Of Justice-Co/City R**	**0.00**		
RXFR	Transfer (Regular)	0.00	2,000.00	
WARR	Warrants	2,000.00	0.00	
				0.00
TAJ0300	**St Admin Of Justice-St Prgms/**	**-18,173,976.03**		
COFF	Checks Charged Off	23,593.13	0.00	
RCPT	Receipt	0.00	22,023,050.90	
RXFR	Transfer (Regular)	40,081,065.00	23,951,104.58	
SDIS	Distribution (Special Fund)	0.00	20,536,649.57	
SPEC	Special Reversing Entry	23,612,744.50	0.00	
WARR	Warrants	1,881,942.36	0.00	
				-19,085,436.09
TAR0000	**Judges Retirement**	**-42,397.52**		
RCPT	Receipt	0.00	677,400.70	
RXFR	Transfer (Regular)	113,708.00	5,709,093.61	
WARR	Warrants	6,276,773.31	0.00	
				-38,410.52
TAS0000	**Securities Reserve**	**-7,359,754.36**		
DXFR	Transfer (Deduction)	10,982,194.53	0.00	
RADJ	Receipt Adjustment	743,067.27	743,067.27	
RCPT	Receipt	0.00	63,357,984.95	
RXFR	Transfer (Regular)	31,978,397.25	3,762,895.02	
TELL	Teller	10,973.62	0.00	
				-31,509,068.93
TAW0000	**AR Home Program19-5-1146**	**-65,651,056.48**		
CTAX	Claims & Taxes	29,378.00	0.00	
RCPT	Receipt	0.00	52,431,324.91	
RXFR	Transfer (Regular)	45,000,000.00	86,130.50	
				-73,139,133.89
TAX0000	**Ad Valorem Tax**	**-4,848,049.63**		
COFF	Checks Charged Off	19,642.81	0.00	
CTAX	Claims & Taxes	37,706.02	0.00	
RXFR	Transfer (Regular)	28,648,178.84	28,552,968.35	
				-4,695,490.31
TBB0000	**DFA Rev-Interstate Mtr Fuel Ta**	**-32,823.48**		
RADJ	Receipt Adjustment	840.15	404,560.15	

Fund Type	Fund Description / Type Description	Beginning Balance / Debits	Credits	Ending Balance
WARR	Warrants	377,499.54	0.00	
				-59,043.94
TBC0000	**DFA-Rev Gasoline Tax Refund**	**0.00**		
RXFR	Transfer (Regular)	0.00	41,162.97	
WARR	Warrants	34,814.28	0.00	
				-6,348.69
TBJ0000	**College Savings Bonds**	**0.00**		
LCRT	General Letter of Cert	0.00	20,443,987.50	
RXFR	Transfer (Regular)	20,443,987.50	0.00	
				0.00
TBJ0015	**Higher Ed 2015 bond 2007C 00**	**0.00**		
RXFR	Transfer (Regular)	0.00	5,071,712.50	
WARR	Warrants	5,071,712.50	0.00	
				0.00
TBJ1300	**Higher Ed 2016 Bond Issue**	**0.00**		
RXFR	Transfer (Regular)	0.00	15,372,275.00	
WARR	Warrants	15,372,275.00	0.00	
				0.00
TBL0000	**Sm Bus Revolving Ln**	**-1,663,840.93**		
RCPT	Receipt	0.00	1,778.47	
RXFR	Transfer (Regular)	7,992,921.53	7,992,921.53	
				-1,665,619.40
TBS0000	**Budget Stabilization Trust**	**-184,435,651.54**		
RXFR	Transfer (Regular)	165,485,254.84	154,096,028.66	
				-173,046,425.36
TCA0100	**County Assessors Continuing**	**-343,403.19**		
RCPT	Receipt	0.00	45,600.00	
SDIS	Distribution (Special Fund)	0.00	44,186.40	
SPEC	Special Reversing Entry	45,600.00	0.00	
WARR	Warrants	5,250.00	0.00	
				-382,339.59
TCC0100	**County Coll Ctng Ed-Oprs-(05**	**-180,800.41**		
RCPT	Receipt	0.00	41,940.02	
RXFR	Transfer (Regular)	0.00	14,700.00	
WARR	Warrants	36,163.93	0.00	
				-201,276.50
TCE0100	**Co Treas Cont Ed-Oprs-(059)**	**-55,240.82**		
RCPT	Receipt	0.00	42,700.00	
RXFR	Transfer (Regular)	0.00	9,800.00	
WARR	Warrants	56,787.22	0.00	
				-50,953.60
TCH0000	**Baby Sharon's Illness**	**-80,553.07**		
RCPT	Receipt	0.00	6,330.00	
RXFR	Transfer (Regular)	0.00	57,478.00	
WARR	Warrants	33,046.37	0.00	
				-111,314.70
TCI0101	**Construction Industr**	**-945,677.68**		
RCPT	Receipt	0.00	892,103.14	
RXFR	Transfer (Regular)	104,978.93	627.53	
WARR	Warrants	642,255.57	0.00	
				-1,091,173.85

Fund / Type	Fund Description / Type Description	Beginning Balance / Debits	Credits	Ending Balance
TCR0100	**Crime Victims Reparation Rev**	**-2,391.95**		
RXFR	Transfer (Regular)	2,391.95	0.00	
				0.00
TCR0101	**Crime Victims Revolv**	**-583,297.21**		
RCPT	Receipt	0.00	74,925.91	
RXFR	Transfer (Regular)	266,478.62	2,631,219.19	
SDIS	Distribution (Special Fund)	0.00	8,878.62	
SPEC	Special Reversing Entry	9,973.60	81.60	
WARR	Warrants	912,223.84	0.00	
				-2,109,726.47
TCS0200	**ADHE Stud Prot (0700)**	**-1,275,233.91**		
RCPT	Receipt	0.00	8,295.00	
SDIS	Distribution (Special Fund)	0.00	7,831.69	
SPEC	Special Reversing Entry	8,295.00	0.00	
				-1,283,065.60
TCT0200	**Children's Trust (0710)**	**-2,869,930.87**		
RCPT	Receipt	0.00	260,780.17	
RXFR	Transfer (Regular)	41.73	7.98	
SDIS	Distribution (Special Fund)	0.00	227,908.96	
SPEC	Special Reversing Entry	260,780.17	0.00	
WARR	Warrants	167,229.17	0.00	
				-2,930,576.91
TCU0000	**Natl Cancer Inst**	**-42,533,689.08**		
RXFR	Transfer (Regular)	815,075.09	2,546,448.55	
SDIS	Distribution (Special Fund)	0.00	1,554,709.96	
SPEC	Special Reversing Entry	2,546,448.55	795,129.88	
WARR	Warrants	15,469,302.33	0.00	
				-28,599,151.50
TDP0100	**Death/Permanent Ttl Disability**	**-90,580,472.14**		
COFF	Checks Charged Off	17,729.24	0.00	
RADJ	Receipt Adjustment	1,100.00	1,100.00	
RCPT	Receipt	0.00	6,975,587.16	
RXFR	Transfer (Regular)	768,145,238.39	768,143,594.63	
SDIS	Distribution (Special Fund)	0.00	1,781.30	
SPEC	Special Reversing Entry	1,838.29	0.00	
TELL	Teller	967.54	0.00	
WARR	Warrants	13,408,968.41	0.00	
				-84,126,693.36
TDR9000	**AR Distr Rel Prog Trust-Grants**	**-587,449.54**		
RCPT	Receipt	0.00	825.70	
RXFR	Transfer (Regular)	0.00	17,932.00	
WARR	Warrants	20,100.00	0.00	
				-586,107.24
TDS0000	**Nonmun Dom Sew Treat 19-5-**	**-547,001.59**		
COFF	Checks Charged Off	354.00	0.00	
RCPT	Receipt	0.00	123,087.54	
RXFR	Transfer (Regular)	2,397,876.46	2,397,876.46	
WARR	Warrants	1,592.00	0.00	
				-668,143.13
TDT9200	**Tourism Development Trust**	**-6,913,717.51**		
RCPT	Receipt	0.00	36,875.89	

Fund	Fund Description	Beginning Balance		Ending Balance
Type	**Type Description**	**Debits**	**Credits**	
RXFR	Transfer (Regular)	46,919,547.07	69,265,160.25	
SDIS	Distribution (Special Fund)	0.00	19,832,791.40	
SPEC	Special Reversing Entry	23,170,646.84	205,303.80	
WARR	Warrants	16,474,036.12	0.00	
				-9,689,618.82
TDT9212	**Wine Tourism Promo**	**-1,649,313.89**		
RXFR	Transfer (Regular)	1,582.17	488,577.30	
				-2,136,309.02
TEB1001	**Educational Building Rev Bon**	**-4,366,141.79**		
RCPT	Receipt	0.00	250,258.71	
RXFR	Transfer (Regular)	7,993,316.66	8,659,234.66	
WARR	Warrants	823,260.06	0.00	
				-4,459,058.44
TEM1001	**Revolving Loan Certificate**	**-13,421,704.94**		
RCPT	Receipt	0.00	103,086.37	
RXFR	Transfer (Regular)	26,037,506.88	25,977,283.32	
WARR	Warrants	7,495.92	0.00	
				-13,457,071.83
TER0000	**Teacher Retirement**	**-3,730,262.72**		
RCPT	Receipt	0.00	159,157,448.38	
RXFR	Transfer (Regular)	8,982,082.09	72,268.56	
WARR	Warrants	149,462,135.74	0.00	
				-4,515,761.83
TES0100	**Div Workforce Svcs Trust**	**-3,155,085.38**		
RADJ	Receipt Adjustment	160.90	160.90	
RCPT	Receipt	0.00	45,193,842.99	
RXFR	Transfer (Regular)	42,345,009.78	21,081,912.94	
WARR	Warrants	23,471,599.81	0.00	
				-3,614,231.72
TES0200	**Div Workforce Svcs Trust**	**-56,591.45**		
RXFR	Transfer (Regular)	0.00	11,251.83	
				-67,843.28
TESCARE	**CARES Act Funds**	**-90,065.42**		
RADJ	Receipt Adjustment	15,789,641.00	15,789,641.00	
RCPT	Receipt	0.00	15,789,641.00	
RXFR	Transfer (Regular)	26,017,541.20	39,873,957.68	
WARR	Warrants	13,076,284.03	0.00	
				-16,659,838.87
TET0100	**Environmental Settlement Trus**	**-567,026.81**		
RXFR	Transfer (Regular)	130,749.63	0.00	
				-436,277.18
TEX0000	**Education Excellence Trust**	**0.00**		
LCRT	General Letter of Cert	0.00	395,129,646.00	
RXFR	Transfer (Regular)	428,057,116.50	32,927,470.50	
				0.00
TFB0000	**Fidelity Bond Trust**	**-6,800,897.30**		
RCPT	Receipt	0.00	5,943.84	
RXFR	Transfer (Regular)	13,350,000.00	14,249,207.07	
				-7,706,048.21
TFB0400	**Fidelity Bond Trust**	**-324,545.33**		
RCPT	Receipt	0.00	71,467.56	

Fund Type	Fund Description / Type Description	Beginning Balance / Debits	Credits	Ending Balance
WARR	Warrants	185,693.34	0.00	
				-210,319.55
TFC0000	**Firefighter Cancer**	**-14,500.00**		
RCPT	Receipt	0.00	8,000.00	
				-22,500.00
TFH0000	**AR Fair Housing Commission-**	**-388,873.13**		
RXFR	Transfer (Regular)	388,873.13	0.00	
				0.00
TFH0001	**DIG AFHC Trust**	**0.00**		
RCPT	Receipt	0.00	11,172.57	
RXFR	Transfer (Regular)	0.00	388,873.13	
WARR	Warrants	16,872.83	0.00	
				-383,172.87
TFM0000	**Military FamilyRelief19-5-1127**	**-190,045.65**		
RXFR	Transfer (Regular)	0.00	12,136.00	
WARR	Warrants	137,877.36	0.00	
				-64,304.29
TGC0000	**Corporate Income Tax**	**-9,221,596.73**		
NDXF	Transfer (Non-Distribution)	1.00	52,283,387.83	
RXFR	Transfer (Regular)	2,004,292.22	2,004,292.22	
WARR	Warrants	48,684,077.36	0.00	
				-12,820,906.20
TGI0000	**Individual Income Tax**	**-17,229,430.54**		
FORG	Forgery	0.00	713.00	
NDXF	Transfer (Non-Distribution)	0.00	444,709,137.86	
RCPT	Receipt	0.00	3,514,525.94	
RXFR	Transfer (Regular)	43,134,984.53	42,647,899.16	
WARR	Warrants	449,694,814.91	3,455.00	
				-15,275,362.06
TGI00WH	**Withholding Tax Ref AIRS (063**	**-1,177,461.07**		
NDXF	Transfer (Non-Distribution)	121,129.67	5,944,221.06	
WARR	Warrants	3,168,909.56	0.00	
				-3,831,642.90
TGP0010	**Nat'l Cultural HistPresv(0865)**	**-6,840,434.86**		
RCPT	Receipt	0.00	57,209.30	
RXFR	Transfer (Regular)	33,127,911.98	38,306,479.00	
SDIS	Distribution (Special Fund)	0.00	5,125,206.73	
SPEC	Special Reversing Entry	6,418,796.90	592,049.94	
WARR	Warrants	1,634,539.99	0.00	
				-9,740,130.96
TGS0800	**Geographic Info Syst 296/09**	**-470,971.70**		
RCPT	Receipt	0.00	228,473.52	
RXFR	Transfer (Regular)	30,991.00	1,323,448.18	
WARR	Warrants	269,217.30	0.00	
				-1,722,685.10
TGT0000	**AR Natural/Cultural Resources**	**-40,924,779.08**		
RCPT	Receipt	0.00	32,312.22	
RXFR	Transfer (Regular)	154,494,277.75	171,591,417.93	
SDIS	Distribution (Special Fund)	0.00	41,001,654.22	
SPEC	Special Reversing Entry	51,350,375.71	4,736,399.52	
				-52,441,909.51

Fund / Type	Fund Description / Type Description	Beginning Balance / Debits	Credits	Ending Balance
TGT0200	**AR Natural/Cultural Resources**	**-2,569.53**		
WARR	Warrants	264.47	0.00	
				-2,305.06
TGT1702	**17 NCRC DCC (0865)**	**-300.00**		
RXFR	Transfer (Regular)	300.00	0.00	
				0.00
TGT1857	**NCRC 18-005 HAM (0865)**	**-2,625.00**		
RXFR	Transfer (Regular)	2,625.00	0.00	
				0.00
TGT2001	**NCRC ST PARK IMPROV (0900**	**-21,499.11**		
WARR	Warrants	20,953.50	0.00	
				-545.61
TGT2003	**NCRC UAF-AAS Pres AR Hist**	**-42,600.60**		
RXFR	Transfer (Regular)	19,468.70	0.00	
WARR	Warrants	23,131.90	0.00	
				0.00
TGT2010	**NCRC AOS-InterSuite Rehab 0**	**-0.82**		
RXFR	Transfer (Regular)	0.82	0.00	
				0.00
TGT2011	**NCRC DBA-AR Gov Man PH11**	**-50,817.68**		
RXFR	Transfer (Regular)	23,963.13	0.00	
WARR	Warrants	26,854.55	0.00	
				0.00
TGT2012	**NCRC TOS-Rest StCap Suite 0**	**-1.25**		
RXFR	Transfer (Regular)	1.25	0.00	
				0.00
TGT2019	**NCRC UAF-Powhatan's Past 0**	**-34,914.12**		
RXFR	Transfer (Regular)	701.32	0.00	
WARR	Warrants	34,212.80	0.00	
				0.00
TGT2020	**NCRC UAFS-WillhafHou PhIV**	**-37,051.40**		
WARR	Warrants	37,051.40	0.00	
				0.00
TGT2021	**NCRC UALR-Compact Shelv 0**	**-322.16**		
RXFR	Transfer (Regular)	322.16	0.00	
				0.00
TGT2052		**-161,674.00**		
WARR	Warrants	161,674.00	0.00	
				0.00
TGT2053		**-2,323.10**		
WARR	Warrants	2,323.10	0.00	
				0.00
TGT2054	**20 NCRC DAH-ASA**	**-32,352.79**		
RXFR	Transfer (Regular)	4,483.90	0.00	
WARR	Warrants	27,868.89	0.00	
				0.00
TGT2056	**20-002 NCRC DAH Delta Cul C**	**-1,226.30**		
RXFR	Transfer (Regular)	1,226.30	0.00	
				0.00
TGT2058	**NCRC DAH-Mosaic Templars (**	**-1,708.92**		

Fund / Type	Fund Description / Type Description	Beginning Balance / Debits	Credits	Ending Balance
RXFR	Transfer (Regular)	1,708.92	0.00	
				0.00
TGT2059	**NCRC DAH-Old StateHouseMu**	**-24,681.00**		
WARR	Warrants	24,681.00	0.00	
				0.00
TGT2101	**21-001 NCRC St Park Improvm**	**-3,914,199.75**		
RXFR	Transfer (Regular)	568,716.19	2,250,000.00	
WARR	Warrants	5,595,483.56	0.00	
				0.00
TGT2103	**21-003 NCRC Forest HSRA & F**	**-356,026.50**		
WARR	Warrants	356,026.50	0.00	
				0.00
TGT2104	**21-004 NCRC Blind-Infirm Phs**	**-12,732.38**		
RXFR	Transfer (Regular)	0.00	8,057.85	
WARR	Warrants	20,790.23	0.00	
				0.00
TGT2105	**21-005 NCRC Blind-Hill Cott R**	**-110,538.97**		
RXFR	Transfer (Regular)	29,032.75	202,243.10	
WARR	Warrants	283,749.32	0.00	
				0.00
TGT2106	**21-006 NCRCDeaf-Parn Hall Pl**	**-58,284.24**		
RXFR	Transfer (Regular)	0.00	21,001.58	
WARR	Warrants	79,285.82	0.00	
				0.00
TGT2107	**21-007 NCRC ASUJ-Lake Plant**	**0.00**		
RXFR	Transfer (Regular)	75,838.00	151,676.00	
				-75,838.00
TGT2108	**21-008 NCRC ASU-3 RiversRit:**	**-103,358.00**		
WARR	Warrants	103,358.00	0.00	
				0.00
TGT2109	**NCRC HSU-Capt Hend House**	**-371,749.48**		
RXFR	Transfer (Regular)	0.00	214,938.52	
WARR	Warrants	586,688.00	0.00	
				0.00
TGT2110	**21-010 NCRC Milt-WWII 206th**	**0.00**		
RXFR	Transfer (Regular)	0.00	15,000.00	
WARR	Warrants	15,000.00	0.00	
				0.00
TGT2111	**21-011 NCRC Treas-Capitol Ph**	**0.00**		
RXFR	Transfer (Regular)	46,140.00	497,307.28	
WARR	Warrants	451,167.28	0.00	
				0.00
TGT2112	**21-012 NCRC PCCA-Pill-Thom**	**-25,656.98**		
WARR	Warrants	25,656.98	0.00	
				0.00
TGT2113	**21-013 NCRC SAU-Bus Hall Re**	**0.00**		
RXFR	Transfer (Regular)	0.00	572,298.00	
WARR	Warrants	572,298.00	0.00	
				0.00
TGT2114	**21-014 NCRC CCCUA-Lockesb**	**-195,517.52**		

Fund	Fund Description	Beginning Balance		Ending Balance
Type	Type Description	Debits	Credits	
RXFR	Transfer (Regular)	0.00	136,525.00	
WARR	Warrants	332,042.52	0.00	
				0.00
TGT2115	**21-015 NCRC UAF-JA White Jr**	**-42,599.41**		
RXFR	Transfer (Regular)	32,512.91	543,801.00	
WARR	Warrants	553,887.50	0.00	
				0.00
TGT2116	**21-016 NCRC UAF-Gar Terr/Bri**	**0.00**		
RXFR	Transfer (Regular)	0.00	318,319.97	
WARR	Warrants	241,881.54	0.00	
				-76,438.43
TGT2117	**21-017 NCRC UAF-Gib AnnExt**	**-117,858.94**		
RXFR	Transfer (Regular)	0.00	60,814.22	
WARR	Warrants	178,596.16	0.00	
				-77.00
TGT2118	**21-018 NCRC-CCC in Arkansas**	**-5,603.62**		
RXFR	Transfer (Regular)	1,493.56	45,889.94	
WARR	Warrants	48,531.36	0.00	
				-1,468.64
TGT2119	**21-019 NCRC UAFS-Willhaf Hs**	**0.00**		
RXFR	Transfer (Regular)	295,377.36	919,814.61	
WARR	Warrants	569,527.41	0.00	
				-54,909.84
TGT2120	**21-020 NCRC UALR Comp She**	**0.00**		
RXFR	Transfer (Regular)	72,216.80	144,433.60	
WARR	Warrants	71,968.33	0.00	
				-248.47
TGT2121	**21-021 NCRC UALR AR Const**	**-30,153.58**		
WARR	Warrants	30,153.58	0.00	
				0.00
TGT2122	**21-022 NCRC UACCRM-Mena I**	**-182,266.86**		
WARR	Warrants	182,266.86	0.00	
				0.00
TGT2124	**21-002NCRC DAH Improv HPP**	**-434,736.71**		
RXFR	Transfer (Regular)	788,368.90	1,839,291.40	
WARR	Warrants	1,445,659.21	0.00	
				-40,000.00
TGT2125	**21-002NCRC DAH ImprovANH**	**-421,127.99**		
RXFR	Transfer (Regular)	1,488,316.14	2,021,688.06	
WARR	Warrants	855,873.04	0.00	
				-98,626.87
TGT2126	**21-002nNCRC DAHImprov ASA**	**-10,000.00**		
RXFR	Transfer (Regular)	12,401.51	336,852.20	
WARR	Warrants	230,452.14	0.00	
				-103,998.55
TGT2127	**21-002NCRC DAHImprov DAH**	**0.00**		
RXFR	Transfer (Regular)	11,112.10	36,097.10	
WARR	Warrants	24,985.00	0.00	
				0.00
TGT2128	**21-002NCRC DAHImprov DCC**	**-1,800.00**		

Fund	Fund Description	Beginning Balance		Ending Balance
Type	Type Description	Debits	Credits	
RXFR	Transfer (Regular)	73,780.39	453,957.46	
WARR	Warrants	232,251.23	0.00	
				-149,725.84
TGT2129	**21-002NCRC DAHImprovCons**	**-54,758.54**		
RXFR	Transfer (Regular)	0.00	420,544.77	
WARR	Warrants	312,137.15	0.00	
				-163,166.16
TGT2130	**21-002NCRC DAHImprovCons**	**-57,826.89**		
RXFR	Transfer (Regular)	6,160.00	156,903.00	
WARR	Warrants	181,713.21	0.00	
				-26,856.68
TGT2131	**21-002NCRC DAHImprovCons**	**-6,261.59**		
RXFR	Transfer (Regular)	31,139.95	451,748.12	
WARR	Warrants	164,770.74	0.00	
				-262,099.02
TGT2201	**22-001 NCRC Parks**	**0.00**		
RXFR	Transfer (Regular)	0.00	2,244,424.60	
WARR	Warrants	334,645.86	0.00	
				-1,909,778.74
TGT2203	**22-003 UAF Archeolog**	**0.00**		
RXFR	Transfer (Regular)	0.00	23,579.00	
				-23,579.00
TGT2204	**22-004 AFC**	**0.00**		
RXFR	Transfer (Regular)	0.00	1,084,000.00	
WARR	Warrants	789,776.55	0.00	
				-294,223.45
TGT2205	**22-005 SOS Statuary**	**0.00**		
RXFR	Transfer (Regular)	0.00	250,000.00	
WARR	Warrants	250,000.00	0.00	
				0.00
TGT2206	**22-006 SOS Windows**	**0.00**		
RXFR	Transfer (Regular)	0.00	640,712.34	
WARR	Warrants	638,412.99	0.00	
				-2,299.35
TGT2210	**22-010 ASU 3 Rivers**	**0.00**		
RXFR	Transfer (Regular)	0.00	772,023.00	
WARR	Warrants	742,504.00	0.00	
				-29,519.00
TGT2212	**22-012 SACC**	**0.00**		
RXFR	Transfer (Regular)	0.00	680,095.00	
WARR	Warrants	546,006.73	0.00	
				-134,088.27
TGT2213	**22-013 SAU Tech**	**0.00**		
RXFR	Transfer (Regular)	0.00	211,429.00	
WARR	Warrants	211,428.03	0.00	
				-0.97
TGT2217	**22-017 UACC Rich Mtn**	**0.00**		
RXFR	Transfer (Regular)	0.00	309,779.66	
				-309,779.66
TGT2252	**22-002 DAH HPP**	**0.00**		

Fund	Fund Description	Beginning Balance		Ending Balance
Type	**Type Description**	**Debits**	**Credits**	
RXFR	Transfer (Regular)	406,304.01	2,354,672.91	
WARR	Warrants	788,368.90	0.00	
				-1,160,000.00
TGT2253	**22-002 DAH ANHC**	**0.00**		
RXFR	Transfer (Regular)	21,181.80	3,331,741.42	
WARR	Warrants	1,444,335.40	0.00	
				-1,866,224.22
TGT2255	**22-002 DAH Central**	**0.00**		
RXFR	Transfer (Regular)	0.00	26,112.10	
WARR	Warrants	11,112.10	0.00	
				-15,000.00
TGT2257	**22-002 DAH HAM**	**0.00**		
RXFR	Transfer (Regular)	180,544.77	180,544.77	
				0.00
TGT2258	**22-002 DAH MTCC**	**0.00**		
RXFR	Transfer (Regular)	0.00	15,000.00	
				-15,000.00
TGT9700	**DAH-NCRC FY01 Grnts**	**0.00**		
RCPT	Receipt	0.00	11,600.70	
RXFR	Transfer (Regular)	106,086,013.72	127,025,320.72	
				-20,950,907.70
TGT9800	**DAH-NCRC FY02 Grnts**	**-313,133.09**		
RCPT	Receipt	0.00	36,154.40	
RXFR	Transfer (Regular)	401,163.99	51,876.50	
				0.00
TGT9900	**DAH-NCRC Trust**	**-11,969,054.04**		
RCPT	Receipt	0.00	944.44	
RXFR	Transfer (Regular)	19,810,509.02	8,635,614.99	
				-795,104.45
THD0100	**High Ed Resrch Dev-Grants**	**-82,968.85**		
RXFR	Transfer (Regular)	0.00	205,456.51	
				-288,425.36
THL0100	**State Health Bldg/Local Grant**	**-2,866,619.52**		
RXFR	Transfer (Regular)	0.00	600,000.00	
WARR	Warrants	1,339,968.74	0.00	
				-2,126,650.78
THL0300	**Health Dept Bldg Fund 19-5-96**	**-8,432,905.38**		
COFF	Checks Charged Off	201.00	0.00	
RADJ	Receipt Adjustment	502.00	0.00	
RCPT	Receipt	0.00	3,053,591.42	
RXFR	Transfer (Regular)	120.00	6,877.17	
SDIS	Distribution (Special Fund)	494.22	494.22	
SPEC	Special Reversing Entry	502.00	502.00	
				-11,492,550.97
THR0100	**Manufactured Housing Recove**	**-1,511,875.28**		
COFF	Checks Charged Off	2,500.00	0.00	
RCPT	Receipt	0.00	42,795.89	
RXFR	Transfer (Regular)	1,200,000.00	1,205,000.00	
WARR	Warrants	14,450.00	0.00	
				-1,542,721.17

Fund	Fund Description	Beginning Balance		Ending Balance
Type	Type Description	Debits	Credits	
THS0000	**Hazardous Substance Remedi**	**-7,397,799.51**		
RCPT	Receipt	0.00	856,386.46	
RXFR	Transfer (Regular)	31,973,026.79	31,971,978.61	
WARR	Warrants	328,491.43	0.00	
				-7,924,646.36
THT0000	**ARHealthcareTranspar 19-5-11**	**-931,755.57**		
RCPT	Receipt	0.00	1,895,885.58	
RXFR	Transfer (Regular)	0.00	318,628.84	
WARR	Warrants	1,911,207.38	0.00	
				-1,235,062.61
TIE0100	**Insurance Continuing Ed**	**-2,410,050.22**		
CTAX	Claims & Taxes	60.00	0.00	
RCPT	Receipt	0.00	120,445.00	
RXFR	Transfer (Regular)	4.73	0.93	
				-2,530,431.42
TIF0100	**Insurance Fraud Investig Div**	**-3,529,585.55**		
CTAX	Claims & Taxes	10,725.00	100.00	
RCPT	Receipt	0.00	939,373.92	
RXFR	Transfer (Regular)	299,770.67	608.67	
WARR	Warrants	207,882.81	0.00	
				-3,951,289.66
TIP0100	**Insurance Prepaid Oprs**	**-979,584.12**		
COFF	Checks Charged Off	200.00	0.00	
RCPT	Receipt	0.00	311,425.00	
RXFR	Transfer (Regular)	234,953.13	609.21	
WARR	Warrants	37,449.13	0.00	
				-1,019,016.07
TIP0200	**Ins Prepaid Trust-Recv Prg**	**-970,370.55**		
RCPT	Receipt	0.00	70,068.00	
RXFR	Transfer (Regular)	0.00	250.00	
SDIS	Distribution (Special Fund)	0.00	4.92	
SPEC	Special Reversing Entry	5.00	0.00	
WARR	Warrants	28,995.55	0.00	
				-1,011,692.92
TIR0100	**Public Roads Incentive-Grants**	**0.00**		
RCPT	Receipt	0.00	300.00	
				-300.00
TJW0100	**Workers' Compensation**	**-13,887,515.56**		
COFF	Checks Charged Off	25,420.93	0.00	
CTAX	Claims & Taxes	500.00	0.00	
RCPT	Receipt	0.00	9,334,754.53	
RXFR	Transfer (Regular)	69,651,988.50	63,007,413.15	
WARR	Warrants	1,351,960.64	0.00	
				-15,199,813.17
TLE0000	**LawEnforce FamilyRel 19-5-11**	**0.00**		
RCPT	Receipt	0.00	500,000.00	
				-500,000.00
TLP0100	**Landfill Post Closure**	**-9,841,879.21**		
RCPT	Receipt	0.00	3,319,512.79	
RXFR	Transfer (Regular)	40,198,224.74	39,965,407.64	
SDIS	Distribution (Special Fund)	0.00	3,259,305.81	

Fund Type	Fund Description / Type Description	Beginning Balance / Debits	Credits	Ending Balance
SPEC	Special Reversing Entry	3,317,901.20	7,280.77	
WARR	Warrants	216,102.13	0.00	
				-12,661,158.15
TLR0000	**Land Reclamation**	**-713,932.33**		
RCPT	Receipt	0.00	46,686.04	
RXFR	Transfer (Regular)	2,397,876.46	2,397,876.46	
WARR	Warrants	3,850.00	0.00	
				-756,768.37
TLS0100	**State Library Revolving**	**-3,150.07**		
RCPT	Receipt	0.00	212.01	
				-3,362.08
TLT0100	**Long Term Care Trust**	**-9,292,217.62**		
RCPT	Receipt	0.00	1,841,834.51	
WARR	Warrants	559,803.68	0.00	
				-10,574,248.45
TMA0000	**Mining Reclamation Trust**	**-1,083,867.12**		
RCPT	Receipt	0.00	533.54	
RXFR	Transfer (Regular)	2,397,876.46	2,397,876.46	
WARR	Warrants	40,306.74	0.00	
				-1,044,093.92
TMI0000	**Muti-Agency Ins Trust**	**-18,100,843.33**		
RCPT	Receipt	0.00	13,191,869.23	
RXFR	Transfer (Regular)	18,000,000.00	18,000,000.00	
WARR	Warrants	12,822,577.29	0.00	
				-18,470,135.27
TMP0000	**Medicaid Trust**	**-54,012,901.06**		
RCPT	Receipt	0.00	42,676,222.38	
RXFR	Transfer (Regular)	1,694,656.92	361,109.89	
TELL	Teller	410.00	0.00	
				-95,355,166.41
TMP0300	**AR Medicaid Qualtiy Assuranc**	**-2,806,764.80**		
COFF	Checks Charged Off	188,798.52	0.00	
RCPT	Receipt	0.00	74,073,591.84	
RXFR	Transfer (Regular)	74,402,511.40	14,998.40	
				-2,304,045.12
TMP0400	**Intermed Care Provid 433/09**	**-27,854,508.74**		
RCPT	Receipt	0.00	10,803,115.80	
RXFR	Transfer (Regular)	2,006,829.66	152,762.26	
SDIS	Distribution (Special Fund)	0.00	6,695.98	
SPEC	Special Reversing Entry	6,801.40	0.00	
				-36,803,451.72
TMP0500	**Hospital Assessment Act 562/(**	**-20,024,991.88**		
RCPT	Receipt	0.00	90,482,801.10	
RXFR	Transfer (Regular)	90,084,227.75	172,765.40	
				-20,596,330.63
TMP0700	**Ambulance Assessment (0710**	**0.00**		
RCPT	Receipt	0.00	4,063,589.57	
RXFR	Transfer (Regular)	4,070,327.23	6,820.69	
				-83.03
TMP0800	**Provider-Led Organzi Care Pre**	**-74,241,842.59**		
CTAX	Claims & Taxes	651,442.00	0.00	

Fund	Fund Description	Beginning Balance		Ending Balance
Type	Type Description	Debits	Credits	
RADJ	Receipt Adjustment	22,400.00	261,096.00	
RCPT	Receipt	0.00	31,023,170.00	
RXFR	Transfer (Regular)	261,096.00	3,247,707.00	
				-107,838,877.59
TMP0900	**Medicaid Match One Time Ann**	**-93,347,350.88**		
RXFR	Transfer (Regular)	0.00	232,472,834.68	
				-325,820,185.56
TMR0000	**State Police Retirement**	**-533,344.63**		
RADJ	Receipt Adjustment	0.00	3,872,893.70	
RCPT	Receipt	0.00	4,778,890.79	
RXFR	Transfer (Regular)	167,488.00	7,694,215.67	
SDIS	Distribution (Special Fund)	0.00	4,709,450.70	
SPEC	Special Reversing Entry	4,951,645.67	60.00	
WARR	Warrants	16,468,097.10	0.00	
				-1,624.72
TOD0000	**Organ Donor Aware Ed**	**-3,183.99**		
RXFR	Transfer (Regular)	0.00	24,305.50	
SDIS	Distribution (Special Fund)	0.00	18,816.18	
SPEC	Special Reversing Entry	21,868.16	0.00	
WARR	Warrants	24,264.51	0.00	
				-173.00
TPC0100	**Court Awards**	**-309,895.91**		
RCPT	Receipt	0.00	289,999.70	
RXFR	Transfer (Regular)	146,278.75	921.13	
WARR	Warrants	141,369.48	0.00	
				-313,168.51
TPC0200	**Court Awards**	**-428,769.74**		
RCPT	Receipt	0.00	253,012.73	
RXFR	Transfer (Regular)	4,488.73	9,744.10	
WARR	Warrants	252,790.75	0.00	
				-434,247.09
TPE0000	**Div Environmental Quality**	**-498,302.63**		
COFF	Checks Charged Off	38,741.35	0.00	
RADJ	Receipt Adjustment	96,722.37	96,722.37	
RCPT	Receipt	0.00	6,069,978.87	
RXFR	Transfer (Regular)	5,001,032.89	1,624,014.34	
SDIS	Distribution (Special Fund)	0.00	6,007,414.31	
SPEC	Special Reversing Entry	6,959,055.96	498,989.15	
WARR	Warrants	1,625,164.95	0.00	
				-1,074,704.15
TPET500	**Div Environmental Qual Fee A**	**-13,194,526.66**		
COFF	Checks Charged Off	74,792.80	0.00	
RCPT	Receipt	0.00	4,816,805.21	
RXFR	Transfer (Regular)	57,191,445.11	52,023,684.20	
SDIS	Distribution (Special Fund)	0.00	4,563,148.67	
SPEC	Special Reversing Entry	5,252,188.54	522,484.00	
WARR	Warrants	830,402.29	0.00	
				-11,771,820.00
TPF0100	**Hwy Oprs-142**	**-4,570,812.93**		
RCPT	Receipt	0.00	7,733.00	
RXFR	Transfer (Regular)	50,162.66	5,563,028.73	

Fund	Fund Description	Beginning Balance		Ending Balance
Type	Type Description	Debits	Credits	
SDIS	Distribution (Special Fund)	0.00	4,800,268.05	
SPEC	Special Reversing Entry	5,563,028.73	50,162.66	
WARR	Warrants	3,671,050.74	0.00	
				-5,707,763.24
TPM0000	**Public Safety Trust**	**-4,997,557.24**		
COFF	Checks Charged Off	659.10	0.00	
RCPT	Receipt	0.00	36,533,262.72	
RXFR	Transfer (Regular)	8,423,420.63	22,795,599.53	
WARR	Warrants	51,082,125.10	0.00	
				-4,820,214.66
TPP0000	**Performance Partner Trust**	**-193,517.33**		
RCPT	Receipt	0.00	177.85	
RXFR	Transfer (Regular)	799,292.15	799,292.15	
				-193,695.18
TPR0100	**Real Prop Tax Redistribution**	**-67,088,812.84**		
RCPT	Receipt	0.00	83,734.24	
RXFR	Transfer (Regular)	386,587,322.15	684,155,654.87	
SDIS	Distribution (Special Fund)	0.00	310,234,110.01	
SPEC	Special Reversing Entry	684,239,389.11	332,587,322.15	
WARR	Warrants	247,524,030.42	0.00	
				-75,798,892.43
TPR0300	**Prop Tx Relief Co**	**0.00**		
RXFR	Transfer (Regular)	0.00	2,000,000.00	
WARR	Warrants	2,000,000.00	0.00	
				0.00
TPR0400	**Prop Tx Relief City**	**-278.41**		
RXFR	Transfer (Regular)	0.00	2,000,000.00	
WARR	Warrants	2,000,000.00	0.00	
				-278.41
TPS0000	**Public School Insurance Act 7**	**-19,684,418.12**		
RCPT	Receipt	0.00	11,586,928.93	
RXFR	Transfer (Regular)	19,000,000.00	19,000,000.00	
WARR	Warrants	10,305,162.41	0.00	
				-20,966,184.64
TPT0000	**Petroleum Storage Tank Trust**	**-38,543,107.90**		
RCPT	Receipt	0.00	52,466.03	
RXFR	Transfer (Regular)	220,683,369.11	228,387,013.19	
WARR	Warrants	5,327,338.59	0.00	
				-40,971,879.42
TPW0100	**Waste Wtr Abmnt Bnds-(455)**	**-50,930.88**		
RXFR	Transfer (Regular)	196,555.07	200,846.26	
WARR	Warrants	55,222.07	0.00	
				0.00
TPW2800	**Go Bond Series 2010B**	**0.00**		
RCPT	Receipt	0.00	322,503.06	
RXFR	Transfer (Regular)	322,503.06	0.00	
				0.00
TPW2900	**Go Bond Series 2010C**	**0.00**		
RCPT	Receipt	0.00	73,496.00	
RXFR	Transfer (Regular)	91,861.00	18,365.00	
				0.00

Fund / Type	Fund Description / Type Description	Beginning Balance / Debits	Credits	Ending Balance
TPW3300	**WaterWasteDisposal GO Bd (0**	**-96,829.00**		
RCPT	Receipt	0.00	1,764,364.22	
RXFR	Transfer (Regular)	1,868,246.62	7,053.40	
				0.00
TPW3400	**WtrWaste GO Bds 14 B (0455)**	**0.00**		
RADJ	Receipt Adjustment	2,095.00	2,095.00	
RCPT	Receipt	0.00	331,836.00	
RXFR	Transfer (Regular)	331,836.00	0.00	
				0.00
TPW3500	**Water, Waste Disp GO Bond 2(**	**-24,824.00**		
RADJ	Receipt Adjustment	557.00	557.00	
RCPT	Receipt	0.00	3,479,650.51	
RXFR	Transfer (Regular)	3,504,474.51	0.00	
				0.00
TPW3600	**Waste, Water Disp GOBond 20**	**-5,238,844.78**		
RCPT	Receipt	0.00	127,865.24	
RXFR	Transfer (Regular)	134,254.74	20,000.00	
WARR	Warrants	5,252,455.28	0.00	
				0.00
TPW3700	**Waste,Water Disp GO Bond 20**	**0.00**		
RCPT	Receipt	0.00	1,330,928.00	
RXFR	Transfer (Regular)	1,330,928.00	0.00	
				0.00
TPW3800	**Waste,Water Disp GO Bond 20**	**-12,153,574.24**		
RADJ	Receipt Adjustment	915.50	915.50	
RCPT	Receipt	0.00	421,977.04	
RXFR	Transfer (Regular)	648,996.04	0.00	
WARR	Warrants	7,342,294.72	0.00	
				-4,584,260.52
TPW3900	**Waste.Water Disp GO Bond 20**	**-29,981.21**		
RADJ	Receipt Adjustment	130.06	130.06	
RCPT	Receipt	0.00	1,529,814.94	
RXFR	Transfer (Regular)	1,561,175.79	1,379.64	
				0.00
TPW4000	**Waste Water Disp GO Bond 20**	**0.00**		
RCPT	Receipt	0.00	1,881,975.00	
RXFR	Transfer (Regular)	1,881,975.00	0.00	
				0.00
TPW4100	**Waste,Water Disp GO Bond 20**	**0.00**		
RCPT	Receipt	0.00	23,167,349.38	
				-23,167,349.38
TPW4200	**Waste,Water Disp GO Bond 20**	**0.00**		
RCPT	Receipt	0.00	16,695,345.49	
				-16,695,345.49
TPX0000	**Waste Water Pollution Bonds**	**-23,282,660.09**		
LCRT	General Letter of Cert	0.00	14,800,000.00	
RXFR	Transfer (Regular)	51,831,349.04	42,808,695.45	
				-29,060,006.50
TPX2800	**Treas CGO Bonds 2010B (006!**	**0.00**		
RXFR	Transfer (Regular)	156,211.53	156,211.53	

Fund	Fund Description	Beginning Balance			Ending Balance
Type	Type Description	Debits		Credits	
					0.00
TPX2900	**Treas CGO Bonds 2010C (006S**		**0.00**		
RXFR	Transfer (Regular)	36,744.00		36,744.00	
					0.00
TPX3200	**ANRC Var Water/Pollu Prog 00**		**0.00**		
RXFR	Transfer (Regular)	0.00		3,768,305.00	
WARR	Warrants	3,768,305.00		0.00	
					0.00
TPX3300	**Water Waste Disposal GO 201**		**0.00**		
RXFR	Transfer (Regular)	570,907.55		1,260,512.55	
WARR	Warrants	689,605.00		0.00	
					0.00
TPX3400	**WWD 2014B**		**0.00**		
RXFR	Transfer (Regular)	44,270.00		3,415,166.00	
WARR	Warrants	3,370,896.00		0.00	
					0.00
TPX3500	**2016A ANRC REFUNDING BON**		**0.00**		
RXFR	Transfer (Regular)	1,197,705.00		3,661,905.00	
WARR	Warrants	2,464,200.00		0.00	
					0.00
TPX3600	**Waste,Water Dis GO Bond 201**		**0.00**		
RXFR	Transfer (Regular)	0.00		2,271,687.50	
WARR	Warrants	2,271,687.50		0.00	
					0.00
TPX3700	**Waste,Water Dis GO Bond 201**		**0.00**		
RXFR	Transfer (Regular)	371,492.12		1,641,785.88	
WARR	Warrants	1,270,293.76		0.00	
					0.00
TPX3800	**Soil Water Bond Series 2019-A**		**0.00**		
RXFR	Transfer (Regular)	0.00		1,575,447.00	
WARR	Warrants	1,575,447.00		0.00	
					0.00
TPX3900	**2020-A ANRC Refunding Bond**		**0.00**		
RXFR	Transfer (Regular)	696,861.11		3,162,579.45	
WARR	Warrants	2,465,718.34		0.00	
					0.00
TPX4000	**2020B ANRC Refunding Bonds**		**0.00**		
RXFR	Transfer (Regular)	535,118.77		2,903,145.98	
WARR	Warrants	2,368,027.21		0.00	
					0.00
TPX4100	**2022A ANRC RefundingBond**		**0.00**		
RXFR	Transfer (Regular)	0.00		136,868.59	
WARR	Warrants	136,868.59		0.00	
					0.00
TPX4200	**2022B ANRC RefundingBond (**		**0.00**		
RXFR	Transfer (Regular)	0.00		98,864.26	
WARR	Warrants	98,864.26		0.00	
					0.00
TRR0000	**AR State Hwy Emp Retirement**		**-602,843.79**		
RCPT	Receipt	0.00		137,410,212.01	

Fund / Type	Fund Description / Type Description	Beginning Balance / Debits	Credits	Ending Balance
WARR	Warrants	137,303,373.90	0.00	
				-709,681.90
TRS0000	**Animal Resc/Shelter 692/09**	**0.00**		
RXFR	Transfer (Regular)	4,433.14	5,000.00	
SDIS	Distribution (Special Fund)	0.00	4,433.14	
SPEC	Special Reversing Entry	5,000.00	0.00	
				0.00
TRS0100	**Co/City Shelters 692/09**	**-1,068.32**		
RXFR	Transfer (Regular)	0.00	3,103.20	
WARR	Warrants	3,561.06	0.00	
				-610.46
TRS0300	**AEDC-RS Shelters (790)**	**-14,817.84**		
RXFR	Transfer (Regular)	0.00	1,329.94	
				-16,147.78
TSB0000	**Tobacco Settlement Promgran**	**-39,585,533.33**		
RCPT	Receipt	0.00	55,920,499.67	
RXFR	Transfer (Regular)	54,795,909.24	0.00	
				-40,710,123.76
TSB0100	**Tobacco Settle Prog Int (0072)**	**-92,586.20**		
RCPT	Receipt	0.00	101,669.73	
RXFR	Transfer (Regular)	92,885.20	0.00	
				-101,370.73
TSC0000	**AR Tobacco Settlement Comm**	**0.00**		
RXFR	Transfer (Regular)	92,885.20	92,885.20	
				0.00
TSC0200	**Tobacco Settl Comm-Oprs**	**-8,491,257.79**		
RXFR	Transfer (Regular)	33,614.70	92,896.45	
WARR	Warrants	213,550.50	0.00	
				-8,336,989.04
TSD0100	**Hlth-Prev & Cessation Prg-(64**	**-15,944,482.25**		
RCPT	Receipt	0.00	3,054.58	
RXFR	Transfer (Regular)	4,502,170.45	12,950,523.56	
WARR	Warrants	4,402,829.14	0.00	
				-19,993,060.80
TSD0200	**Tobacco Settlement Min Comn**	**-1,468,454.13**		
RXFR	Transfer (Regular)	0.00	2,281,556.39	
WARR	Warrants	1,186,939.42	0.00	
				-2,563,071.10
TSE0000	**Targeted State Needs Program**	**0.00**		
RXFR	Transfer (Regular)	8,591,365.75	8,591,365.75	
				0.00
TSE0100	**Targeted St Needs Prg-Minorit**	**-5,197,735.40**		
RCPT	Receipt	0.00	5,275.00	
RXFR	Transfer (Regular)	284,019.83	1,978,312.41	
WARR	Warrants	698,234.92	0.00	
				-6,199,068.06
TSE0201	**UAMS-322 Don Reynolds Ctr-(**	**0.00**		
RXFR	Transfer (Regular)	1,550.52	1,890,100.47	
WARR	Warrants	1,650,400.00	0.00	
				-238,149.95

Fund	Fund Description	Beginning Balance		Ending Balance
Type	Type Description	Debits	Credits	
TSE0202	**UAMS School of Public Health**	**-0.40**		
RXFR	Transfer (Regular)	3,071.49	2,835,150.69	
WARR	Warrants	2,680,700.00	0.00	
				-151,379.60
TSE0203	**UAMS-368 Area Hlth Educ Ctr-**	**-0.37**		
RXFR	Transfer (Regular)	1,484.56	1,890,100.47	
WARR	Warrants	1,214,700.00	0.00	
				-673,916.28
TSF0000	**AR Biosciences Inst Prg Acct**	**0.00**		
RXFR	Transfer (Regular)	12,397,667.03	12,397,667.03	
				0.00
TSF0100	**ASU-Jonesboro AR Biosci Inst**	**-96,296.12**		
RXFR	Transfer (Regular)	548.80	3,575,487.17	
WARR	Warrants	3,671,234.49	0.00	
				0.00
TSF0200	**UAF-AR Biosci Inst Prg UAF**	**-952,465.98**		
RXFR	Transfer (Regular)	237.68	1,908,000.96	
WARR	Warrants	2,860,229.26	0.00	
				0.00
TSF0202	**AR Biosci Inst Prog Acct**	**-68.31**		
RXFR	Transfer (Regular)	671.49	1,908,000.96	
WARR	Warrants	1,907,397.78	0.00	
				0.00
TSF0300	**UAMS AR Biosci Inst Prg**	**-0.12**		
RXFR	Transfer (Regular)	1,670,539.60	5,006,177.94	
WARR	Warrants	2,535,923.89	0.00	
				-799,714.57
TSG0000	**Medicaid Expansion Program**	**0.00**		
RXFR	Transfer (Regular)	18,596,500.55	18,596,500.55	
				0.00
TSG0100	**DHS DCO Medicaid Expansion**	**-26,860,833.77**		
RXFR	Transfer (Regular)	37,124,757.95	38,291,912.17	
				-28,027,987.99
TSH0000	**Natl Stat Hall Coll**	**-2,500.00**		
RCPT	Receipt	0.00	97,500.00	
WARR	Warrants	100,000.00	0.00	
				0.00
TSI0100	**State Insurance Dept Trust**	**-46,951.99**		
RXFR	Transfer (Regular)	756,406.74	1,691,655.97	
WARR	Warrants	67,656.64	0.00	
				-914,544.58
TSI4500	**State Insurance Dept Trust**	**-15,140,670.16**		
COFF	Checks Charged Off	1,015.00	0.00	
CTAX	Claims & Taxes	64,370.00	7,550.00	
RADJ	Receipt Adjustment	638,460.00	679,600.00	
RCPT	Receipt	0.00	40,405,796.19	
RXFR	Transfer (Regular)	11,576,212.63	97,155.47	
SDIS	Distribution (Special Fund)	0.00	21,214,192.34	
SPEC	Special Reversing Entry	40,651,534.67	344,190.00	
WARR	Warrants	2,858,336.22	0.00	

Fund Type	Fund Description / Type Description	Beginning Balance / Debits	Credits	Ending Balance
				-22,099,225.64
TSI4600	**AR Health Insur Marketplace**	**-4,439,502.47**		
WARR	Warrants	366,524.25	0.00	
				-4,072,978.22
TSP0000	**ADED Super Projects**	**0.00**		
LCRT	General Letter of Cert	0.00	5,288,807.58	
WARR	Warrants	5,288,807.58	0.00	
				0.00
TSR0000	**AR Public Employees Retirem**	**-6,524,188.12**		
RCPT	Receipt	0.00	60,070,600.16	
RXFR	Transfer (Regular)	4,353,706.74	4,655,775.57	
WARR	Warrants	60,784,552.17	0.00	
				-6,112,304.94
TSU0000	**Local Sales & Use Tax**	**-154,323,892.96**		
RCPT	Receipt	0.00	330,815.61	
RXFR	Transfer (Regular)	6,456,416,238.94	6,459,400,413.33	
TELL	Teller	45,419,257.74	45,419,257.74	
				-157,638,882.96
TSU0200	**Holding for Jerome Gen Funds**	**0.00**		
RCPT	Receipt	0.00	25,000.00	
				-25,000.00
TSU0300	**Hold for Jerome Spec/St Fund**	**0.00**		
RCPT	Receipt	0.00	25,000.00	
				-25,000.00
TSU6900	**Local Sales & Use Tax-City & (**	**-281.97**		
RXFR	Transfer (Regular)	0.00	1,745,605,495.65	
WARR	Warrants	1,745,605,120.09	0.00	
				-657.53
TSW0100	**Second Injury Trust**	**-1,493,455.27**		
RCPT	Receipt	0.00	1,328.33	
RXFR	Transfer (Regular)	6,017,841.00	6,017,841.00	
				-1,494,783.60
TTR0100	**Uniform Tax Rate Trust**	**0.00**		
RCPT	Receipt	0.00	1,313,407,618.35	
WARR	Warrants	1,312,926,237.60	0.00	
				-481,380.75
TUC0100	**Unemployment Compensation**	**-7,657,975.40**		
RCPT	Receipt	0.00	4,470,135.78	
RXFR	Transfer (Regular)	25,974,653.94	25,974,653.94	
WARR	Warrants	365,100.61	0.00	
				-11,763,010.57
TUT0000	**Used Tire Recycling (0930)**	**-2,030,925.45**		
COFF	Checks Charged Off	23,133.13	0.00	
RCPT	Receipt	0.00	8,461,795.14	
RXFR	Transfer (Regular)	13,620,939.73	12,287,126.18	
SDIS	Distribution (Special Fund)	0.00	6,939,492.08	
SPEC	Special Reversing Entry	20,654,472.59	12,819,717.55	
TELL	Teller	2,467.15	0.00	
WARR	Warrants	7,382,995.80	0.00	
				-855,048.00

Fund / Type	Fund Description / Type Description	Beginning Balance / Debits	Credits	Ending Balance
TUT0100	**Used Tire Recyle Waste Abate**	**-144,729.31**		
RXFR	Transfer (Regular)	114,336.88	75,000.00	
WARR	Warrants	88,442.69	0.00	
				-16,949.74
TUT0200	**Used Tire Recycle XL Tire Prg**	**-31,160.99**		
RXFR	Transfer (Regular)	181.14	225,602.68	
WARR	Warrants	256,570.25	0.00	
				-12.28
TUW0100	**Workers' Comp Revolving**	**-10,591,801.92**		
RCPT	Receipt	0.00	13,963,573.64	
RXFR	Transfer (Regular)	29,467,388.33	29,471,333.36	
WARR	Warrants	11,581,277.15	664.20	
				-12,978,707.64
TWB0000	**Water Performance Bd 19-5-11**	**-117,012.64**		
RCPT	Receipt	0.00	50,000.00	
				-167,012.64
TWS0100	**Solid Waste Mgmt/Recycling**	**-2,120,736.94**		
COFF	Checks Charged Off	244.00	0.00	
RCPT	Receipt	0.00	198,861.87	
RXFR	Transfer (Regular)	1,094,979.50	108,636.16	
SDIS	Distribution (Special Fund)	0.00	192,656.68	
SPEC	Special Reversing Entry	198,166.81	26.94	
WARR	Warrants	243,576.50	0.00	
				-1,083,951.78
TWS0200	**Solid Waste Mgmt/Recycling**	**-3,183,507.57**		
RCPT	Receipt	0.00	5,318,941.23	
RXFR	Transfer (Regular)	450,000.00	0.00	
SDIS	Distribution (Special Fund)	0.00	5,236,497.64	
SPEC	Special Reversing Entry	5,329,970.15	11,028.92	
WARR	Warrants	3,719,962.00	0.00	
				-4,250,043.21
TWT0000	**DWS Training**	**-3,491,718.79**		
RXFR	Transfer (Regular)	2,500,000.00	2,500,000.00	
WARR	Warrants	3,977.50	0.00	
				-3,487,741.29
TZR0000	**Employment Security Adv Int**	**-5,004,609.37**		
RCPT	Receipt	0.00	4,867.75	
WARR	Warrants	4,607.37	0.00	
				-5,004,869.75
TZS0000	**Div Workforce Svcs Special**	**-11,233,734.97**		
RCPT	Receipt	0.00	2,629,823.37	
RXFR	Transfer (Regular)	644.98	548.93	
WARR	Warrants	617,847.83	0.00	
				-13,245,614.46
TZS0100	**UA Integrity 11-10-532(a)(3)(c**	**-47,257.81**		
RCPT	Receipt	0.00	103,900.66	
				-151,158.47
TZT0101	**State Forestry Trust 19-5-927**	**-1,464,466.12**		
RXFR	Transfer (Regular)	82,950.00	4,362.24	
WARR	Warrants	268,734.51	0.00	
				-1,117,143.85

Fund	Fund Description	Beginning Balance		Ending Balance
Type	Type Description	Debits	Credits	

Money Market Activity

Start Date: 6/30/2022 End Date: 6/30/2022

Jnl. Entry	Ref #	Trx. Date	Ledger			Debit Amount	Credit Amount
243 - Metropolitan Trust-Goldman Sac							
2009162	Balance Brought Foı	6/30/2022	243				102,128,636.84
2009162	Balance Brought Foı	6/30/2022	243			102,128,636.84	
Totals for:	***243 - Metropolitan Trust-Goldman Sac***			***Count:***	***2***	***102,128,636.84***	***102,128,636.84***
245 - Regions Federated Obligations							
2009162	Balance Brought Foı	6/30/2022	245				181,767,923.70
2009162	Balance Brought Foı	6/30/2022	245			181,767,923.70	
Totals for:	***245 - Regions Federated Obligations***			***Count:***	***2***	***181,767,923.70***	***181,767,923.70***
265 - First Security Trust-Federated							
2009162	Balance Brought Foı	6/30/2022	265			102,136,583.65	
2009162	Balance Brought Foı	6/30/2022	265				102,136,583.65
Totals for:	***265 - First Security Trust-Federated***			***Count:***	***2***	***102,136,583.65***	***102,136,583.65***
273 - CSLFRF NonEntitled Units MM							
2009162	Balance Brought Foı	6/30/2022	273			195,907.84	
Totals for:	***273 - CSLFRF NonEntitled Units MM***			***Count:***	***1***	***195,907.84***	***0.00***
274 - Arkansas CSLFRF Money Market							
2009162	Balance Brought Foı	6/30/2022	274			1,056,102,784.81	
Totals for:	***274 - Arkansas CSLFRF Money Market***			***Count:***	***1***	***1,056,102,784.81***	***0.00***
275 - Arkansas CARES BAMLMoneyMarket							
2009162	Balance Brought Foı	6/30/2022	275			181,058,695.08	
2009162	Balance Brought Foı	6/30/2022	275				152,464,721.35
Totals for:	***275 - Arkansas CARES BAMLMoneyMarket***			***Count:***	***2***	***181,058,695.08***	***152,464,721.35***
276 - BAML Goldman Money Market							
2009162	Balance Brought Foı	6/30/2022	276			11,369.21	
Totals for:	***276 - BAML Goldman Money Market***			***Count:***	***1***	***11,369.21***	***0.00***
277 - BAML Federated Money Market							
2009162	Balance Brought Foı	6/30/2022	277			186,301,201.45	
Totals for:	***277 - BAML Federated Money Market***			***Count:***	***1***	***186,301,201.45***	***0.00***
305 - Simmons Aim Funds							
2009162	Balance Brought Foı	6/30/2022	305				7,000,000.00
2009162	Balance Brought Foı	6/30/2022	305			188,171,525.91	
2009162	Balance Brought Foı	6/30/2022	305				181,171,525.91
Totals for:	***305 - Simmons Aim Funds***			***Count:***	***3***	***188,171,525.91***	***188,171,525.91***
470 - Money Management Trust Fund							
2009162	Balance Brought Foı	6/30/2022	470			49,211,448.49	
2009162	Balance Brought Foı	6/30/2022	470				49,211,448.49
Totals for:	***470 - Money Management Trust Fund***			***Count:***	***2***	***49,211,448.49***	***49,211,448.49***
472 - Tobacco Program Pool							
2009162	Balance Brought Foı	6/30/2022	472				12,521,122.99
2009162	Balance Brought Foı	6/30/2022	472			80,315,954.87	
Totals for:	***472 - Tobacco Program Pool***			***Count:***	***2***	***80,315,954.87***	***12,521,122.99***
473 - Healthy Century Trust Pool							
2009162	Balance Brought Foı	6/30/2022	473			112,607,424.88	
2009162	Balance Brought Foı	6/30/2022	473				112,607,424.88

Money Market Activity

Start Date: 6/30/2022 End Date: 6/30/2022

Jnl. Entry	Ref #	Trx. Date	Ledger			Debit Amount	Credit Amount
Totals for:	***473 - Healthy Century Trust Pool***			***Count:***	***2***	***112,607,424.88***	***112,607,424.88***
		Grand Total		***Count:***	***21***	***2,240,009,456.73***	***901,009,387.81***

Money Market Activity

Start Date: 7/1/2021 End Date: 6/30/2022

Jnl. Entry	Ref #	Trx. Date	Ledger			Debit Amount	Credit Amount
243 - Metropolitan Trust-Goldman Sac							
2009162	Balance Brought Foı	6/30/2022	243				102,128,636.84
2009162	Balance Brought Foı	6/30/2022	243			102,128,636.84	
Totals for:	***243 - Metropolitan Trust-Goldman Sac***			***Count:***	***2***	***102,128,636.84***	***102,128,636.84***
245 - Regions Federated Obligations							
2009162	Balance Brought Foı	6/30/2022	245				181,767,923.70
2009162	Balance Brought Foı	6/30/2022	245			181,767,923.70	
Totals for:	***245 - Regions Federated Obligations***			***Count:***	***2***	***181,767,923.70***	***181,767,923.70***
265 - First Security Trust-Federated							
2009162	Balance Brought Foı	6/30/2022	265			102,136,583.65	
2009162	Balance Brought Foı	6/30/2022	265				102,136,583.65
Totals for:	***265 - First Security Trust-Federated***			***Count:***	***2***	***102,136,583.65***	***102,136,583.65***
273 - CSLFRF NonEntitled Units MM							
2009162	Balance Brought Foı	6/30/2022	273			195,907.84	
Totals for:	***273 - CSLFRF NonEntitled Units MM***			***Count:***	***1***	***195,907.84***	***0.00***
274 - Arkansas CSLFRF Money Market							
2009162	Balance Brought Foı	6/30/2022	274			1,056,102,784.81	
Totals for:	***274 - Arkansas CSLFRF Money Market***			***Count:***	***1***	***1,056,102,784.81***	***0.00***
275 - Arkansas CARES BAMLMoneyMarket							
2009162	Balance Brought Foı	6/30/2022	275			181,058,695.08	
2009162	Balance Brought Foı	6/30/2022	275				152,464,721.35
Totals for:	***275 - Arkansas CARES BAMLMoneyMarket***			***Count:***	***2***	***181,058,695.08***	***152,464,721.35***
276 - BAML Goldman Money Market							
2009162	Balance Brought Foı	6/30/2022	276			11,369.21	
Totals for:	***276 - BAML Goldman Money Market***			***Count:***	***1***	***11,369.21***	***0.00***
277 - BAML Federated Money Market							
2009162	Balance Brought Foı	6/30/2022	277			186,301,201.45	
Totals for:	***277 - BAML Federated Money Market***			***Count:***	***1***	***186,301,201.45***	***0.00***
305 - Simmons Aim Funds							
2009162	Balance Brought Foı	6/30/2022	305				7,000,000.00
2009162	Balance Brought Foı	6/30/2022	305			188,171,525.91	
2009162	Balance Brought Foı	6/30/2022	305				181,171,525.91
Totals for:	***305 - Simmons Aim Funds***			***Count:***	***3***	***188,171,525.91***	***188,171,525.91***
470 - Money Management Trust Fund							
2009162	Balance Brought Foı	6/30/2022	470			49,211,448.49	
2009162	Balance Brought Foı	6/30/2022	470				49,211,448.49
Totals for:	***470 - Money Management Trust Fund***			***Count:***	***2***	***49,211,448.49***	***49,211,448.49***
472 - Tobacco Program Pool							
2009162	Balance Brought Foı	6/30/2022	472				12,521,122.99
2009162	Balance Brought Foı	6/30/2022	472			80,315,954.87	
Totals for:	***472 - Tobacco Program Pool***			***Count:***	***2***	***80,315,954.87***	***12,521,122.99***
473 - Healthy Century Trust Pool							
2009162	Balance Brought Foı	6/30/2022	473			112,607,424.88	
2009162	Balance Brought Foı	6/30/2022	473				112,607,424.88

Money Market Activity

Start Date: 7/1/2021 End Date: 6/30/2022

Jnl. Entry	Ref #	Trx. Date	Ledger			Debit Amount	Credit Amount
Totals for:	***473 - Healthy Century Trust Pool***			***Count:***	***2***	***112,607,424.88***	***112,607,424.88***
		Grand Total		***Count:***	***21***	***2,240,009,456.73***	***901,009,387.81***

CLEARWATER ANALYTICS®

ROI Report

Treasury Gen AGG (214160)

Base Currency: USD 07/01/2021 - 06/30/2022

Dated: 07/07/2022

Security Type Category	Account	Identifier	Description	Beginning Book Value	Ending Book Value, Ending Base Market Value + Accrued	Book Return	Performance Affecting Interest Income, Amortization/ Accretion Income	Weight
Agency	Art-Treas General-TAS0000	---	---	1,030,740,609.14	1,135,243,951.32 998,875,177.73	1.154%	11,852,663.56 3,331.18	12.811%
Agency CMO	Art-Treas General-TAS0000	---	---	658,635,536.58	1,190,960,948.72 1,073,892,487.00	1.107%	16,681,939.15 -6,106,274.81	10.797%
Agency MBS	Art-Treas General-TAS0000	---	---	2,505,973,991.45	3,532,582,482.27 3,205,949,359.97	1.312%	51,733,327.17 -11,658,387.29	37.365%
CD	Art-CD-TAS0000	---	---	0.00	18,000,000.00 18,013,845.21	0.139%	14,461.65 0.00	0.032%
CP	---	---	---	1,470,682,795.09	1,522,803,852.98 1,522,675,165.01	0.363%	11,488.88 6,044,570.10	23.067%
Corporate	Art-Treas General-TAS0000	---	APPLE INC	0.00	41,139,069.28 38,133,977.10	1.003%	404,007.30 -19,693.22	0.197%
Currency	---	CCYUSD	US DOLLAR	1,249,182.62	1,881,231.33 1,881,231.33	0.000%	0.00 0.00	1.548%
MM Fund	---	---	---	1,294,017,864.02	1,361,684,279.38 1,361,709,656.14	0.205%	1,894,319.98 0.00	9.616%
Mortgage Backed	Art-Treas General-TAS0000	---	---	123,501,205.88	122,866,354.97 117,061,394.84	1.321%	1,781,233.67 -262,541.11	1.439%
Muni	Art-Treas General-TAS0000	---	---	68,315,801.03	81,565,763.55 73,007,827.61	1.615%	1,515,625.35 -225,150.93	1.001%
Non-US Gov	---	---	ISRAEL, STATE OF (GOVERNMENT)	45,000,000.00	55,000,000.00 53,399,409.06	2.005%	1,039,508.33 0.00	0.649%
US Gov	Art-Treas General-TAS0000	---	UNITED STATES TREASURY	18,525,338.58	284,250,077.56 272,424,753.89	1.363%	1,986,936.87 -149,675.17	1.477%
---	**---**	**---**	**---**	**7,216,642,324.39**	**9,347,978,011.37** **8,737,024,284.89**	**0.974%**	**88,915,511.90** **-12,373,821.24**	**100.000%**

* Grouped by: Security Type Category. * Groups Sorted by: Security Type Category. * Weighted by: Ending Base Market Value + Accrued.

Account	Index	Index Start Date	Index End Date
Art-Treas-BAML DDA	25% ICE BofA 0-3 Month Tbill, 20% BB US Gov Int, 55% BB US MBS Agency Fixed	03/15/2012	---
Art-Treas-Bank OZK DDA	25% ICE BofA 0-3 Month Tbill, 20% BB US Gov Int, 55% BB US MBS Agency Fixed	03/15/2012	---
Art-Treas-BAML MMKT	25% ICE BofA 0-3 Month Tbill, 20% BB US Gov Int, 55% BB US MBS Agency Fixed	03/15/2012	---
Art-Treas-Simmons DDA	25% ICE BofA 0-3 Month Tbill, 20% BB US Gov Int, 55% BB US MBS Agency Fixed	03/15/2012	---
Art-Treas-Goldman Sachs MMKT	25% ICE BofA 0-3 Month Tbill, 20% BB US Gov Int, 55% BB US MBS Agency Fixed	03/15/2012	---
Art-Treas-First Security DDA	25% ICE BofA 0-3 Month Tbill, 20% BB US Gov Int, 55% BB US MBS Agency Fixed	03/15/2012	---
Art-CD-TAS0000	25% ICE BofA 0-3 Month Tbill, 20% BB US Gov Int, 55% BB US MBS Agency Fixed	03/15/2012	---
Art-Treas General Israel Bonds	25% ICE BofA 0-3 Month Tbill, 20% BB US Gov Int, 55% BB US MBS Agency Fixed	03/15/2012	---
Art-Treas-Centennial DDA	25% ICE BofA 0-3 Month Tbill, 20% BB US Gov Int, 55% BB US MBS Agency Fixed	03/15/2012	---
Art-Treas-JP Morgan MMKT	25% ICE BofA 0-3 Month Tbill, 20% BB US Gov Int, 55% BB US MBS Agency Fixed	03/15/2012	---
Art-Treas-Regions DDA	25% ICE BofA 0-3 Month Tbill, 20% BB US Gov Int, 55% BB US MBS Agency Fixed	03/15/2012	---
Art-Treas-BAML-COVID-19 DDA	25% ICE BofA 0-3 Month Tbill, 20% BB US Gov Int, 55% BB US MBS Agency Fixed	03/15/2012	---
Treasury Gen AGG	25% ICE BofA 0-3 Month Tbill, 20% BB US Gov Int, 55% BB US MBS: Agency Fixed Rate	03/15/2012	03/31/2022
Treasury Gen AGG	25% ICE BofA 0-3 Month Tbill, 20% BB US Gov Int, 55% BB US MBS Agency Fixed	04/01/2022	---
Art-Treas General-TAS0000	25% ICE BofA 0-3 Month Tbill, 20% BB US Gov Int, 55% BB US MBS Agency Fixed	03/15/2012	---
Art-Treas-Centennial ICS	25% ICE BofA 0-3 Month Tbill, 20% BB US Gov Int, 55% BB US MBS Agency Fixed	03/15/2012	---
Art-American Rescue Plan CSLFR	25% ICE BofA 0-3 Month Tbill, 20% BB US Gov Int, 55% BB US MBS Agency Fixed	03/15/2012	---

All Fees (includes administrative, management, and trading).

Returns for all periods have been annualized.

Since security level contribution cannot be annualized, there are dashes in all rows for the contribution field.

No Tax Adjustment.

ROI Report

Base Currency: USD 07/01/2021 - 06/30/2022

Treasury Gen AGG (214160)

Dated: 07/07/2022

Note that data will not exist prior to the existence of security level returns as of: 03/31/2020.

Returns for an aggregate account are based on the weighted average of its simple accounts, unless historical returns have specifically been provided for the aggregate, in which case the provided historical returns will be used for the Account Total row. The index total or total weighted benchmark returns for an aggregate account are also based on the weighted average of the index returns of its simple accounts.

Safekeeping Inventory

Item #	Item ID	Item Type*	Safekeeping Item Description (Issuer)	Rate	Maturity	Par / Shares	Last Updated
BOE - REVOLVING FUND							
290	K3792	CI	HORATIO SD #55	4.950	5/1/22	0.00	4/26/22
301	K3796	CI	HORATIO SD #55	4.950	5/1/24	37,474.80	4/26/22
292	K3794	CI	GUY-PERKINS SD #34	4.950	11/1/22	6,600.00	10/27/21
272	K3785	CI	HACKET SD #17	4.950	5/1/23	20,000.00	4/26/22
296	K3795	CI	HORATIO SD #55	4.950	5/1/23	17,934.00	4/26/22
5 items for BOE - REVOLVING FUND						82,008.80	
WCC - Workmans Comp Commission							
282	101795557	CD	ARKANSAS HOSPITAL ASSOCIATION	0.300	6/19/15	30,000.00	8/6/14
297	244084	CD	ARKANSAS TRUCKING ASSOCIATION	2.450	10/2/19	0.00	4/5/22
237	41356	CD	LAND O'FROST	6.000	8/27/92	100,000.00	6/28/10
281	00193718	CD	ARKANSAS HOSPITAL ASSOCIATION	0.400	6/25/15	50,000.00	8/6/14
298	11864481	CD	ARKANSAS TRUCKING ASSOCIATION	1.000	4/15/20	200,000.00	11/8/18
236	20440	CD	LAND O'FROST	6.000	8/27/92	100,000.00	6/28/10
209	14544	CD	PETERSON FARMS INC.	4.850	5/5/02	50,000.00	6/28/10
245	113806	CD	ST. BERNARDS MEDICAL CENTER	7.600	7/23/91	100,000.00	6/28/10
278	00192056	CD	ARKANSAS HOSPITAL ASSOCIATION	0.400	2/28/15	200,000.00	4/30/14
232	47070	CD	HARDING UNIVERSITY	6.600	2/8/96	200,000.00	6/28/10
222	33708	CD	ARKANSAS HOSPITALITY WORKERS	5.560	12/4/07	100,000.00	6/28/10
203	991067	CD	ST. BERNARDS MEDICAL CENTER	1.790	6/17/11	100,000.00	6/28/10
299	800030246	CD	ARKANSAS TRUCKING ASSOCIATION	2.450	10/4/20	200,000.00	11/8/18
221	6040009109	CD	ARKANSAS HOSPITALITY WORKERS	5.080	2/4/08	100,000.00	6/28/10
276	1600024111	CD	ST. BERNARDS MEDICAL CENTER	0.550	11/18/14	100,000.00	1/31/14
234	53400	CD	JEFFERSON REGIONAL MEDICAL CENTE	7.650	6/7/91	200,000.00	6/28/10
304	244084	CD	ARKANSAS TRUCKING ASSOCIATION	0.250	10/2/22	200,000.00	4/5/22
303	256383	CD	ARKANSAS TRUCKING ASSSOCIATION	0.750	12/8/22	300,000.00	4/5/22
302	256384	CD	AR TRUCKING ASSOCIATION	0.750	12/8/22	300,000.00	4/5/22
226	52173	CD	WHITE COUNTY MEDICAL CENTER	6.100	7/30/98	200,000.00	6/28/10
277	41315110531	CD	PAM TRANSPORT INC.	0.400	3/13/15	300,000.00	3/28/14
225	873061345	CD	ARKANSAS HOSPITALITY WORKERS	5.000	1/4/08	100,000.00	6/28/10
198	111428195	CD	BAPTIST HEALTH	1.390	8/24/10	500,000.00	9/9/09
295	0103512401	CI	BROOKSHIRE GROCERY COMPANY	1.970	9/11/19	300,000.00	9/26/18
294	112495	CD	BAXTER CO REGIONAL HOSPITAL	1.500	10/25/19	100,000.00	8/2/18
286	111915	CD	BAXTER CO REGIONAL HOSPITAL	0.250	7/15/16	100,000.00	2/23/16
247	10275304	CD	ARKANSAS HOSPITAL ASSOCIATION	1.660	2/22/14	220,000.00	3/1/11
283	23065	CD	MUNI LEAGUE WORKER'S COMP TRUST	0.480	12/31/15	3,100,000.00	4/4/16
224	1000042111	CD	ARKANSAS HOSPITALITY WORKERS	5.010	12/4/07	100,000.00	6/28/10
233	679506833	CD	HYTROL CONVEYOR CO. INC.	6.250	11/13/01	200,000.00	6/28/10

Item #	Item ID	Item Type*	Safekeeping Item Description (Issuer)	Rate	Maturity	Par / Shares	Last Updated
300	6901533799	CD	AR HOSPITALITY WORKERS COMPENSA	0.180	8/7/19	100,000.00	11/19/18
259	6024017336	CD	ARKANSAS CHILDREN'S HOSPITAL	0.650	9/19/12	200,000.00	9/22/11
293	200336	CD	GLISTER MARY LEE CORP	1.000	10/4/18	200,000.00	7/23/18
33 items for WCC - Workmans Comp Commission						8,350,000.00	
					Total:	8,432,008.80	

* Legend:
CI = Certificate of Indebtedness
IB = Industrial Bond
GM = GNMA Passthrough
CM = Common Stock
OTH = Other
NA = Not Applicable

Attachment 1 - Summary

1. Target Rate of Investment Return and Actual Rate of Investment Return
2. Liquidity Requirements and Actual Liquidity
3. Cash Flow Analysis Reports – January 2022 through June 2022
4. Checks Charged Off 20220630 – the daily report on June 30, 2022, of the amount of uncollected checks legally charged off.
5. Checks Charged Off YTDFY2022 – the report from July 1, 2021, to June 30, 2022, of the amount of uncollected checks legally charged off.
6. Demand Account Activity 20220630 – the daily report on June 30, 2022, of the amount of liquidity in the State Treasury demand accounts.
7. Demand Account Activity YTDFY2022 – the report from July 1, 2021, to June 30, 2022, of the amount of liquidity in the State Treasury demand accounts.
8. Fund Transactions by Type 20220630 – the daily report on June 30,2022, of the summary financial transactions for the day including direct receipts, transfer receipts, disbursements by warrant redemption and disbursements by transfer.
9. Fund Transactions by Type YTDFY2022 – the report from July 1, 2021, to June 30, 2022, of the cumulative summary financial transactions for fiscal year-to-date including direct receipts, transfer receipts, disbursements by warrant redemption and disbursements by transfer.
10. Money Market Account Activity 20220630 – the daily report on June 30, 2022, of the amount of liquidity in the State Treasury money market accounts.
11. Money Market Account Activity YTDFY2022 – the report from July 1, 2021, to June 30, 2022, of the amount of liquidity in the State Treasury money market accounts.
12. Return on Investment YTDFY2022 – the detail report from July 1, 2021, to June 30, 2022, of the State Treasury's rate of investment return.
13. Safekeeping Inventory 20220630 – the report of the principal amount of securities held in trust in Safekeeping in the State Treasury.

DENNIS MILLIGAN
TREASURER

STATE CAPITOL, SUITE 220
LITTLE ROCK, ARKANSAS 72201

TREASURER OF STATE

June 30, 2022

The Honorable Asa Hutchinson
Governor of Arkansas
State Capitol, Room 250
Little Rock, AR 72201

Dear Governor Hutchinson:

In accordance with Arkansas Code Annotated §19-3-504(b)(2), we respectfully submit the enclosed reports of the Treasurer of State for the period July 1, 2021, through June 30, 2022. A summary of these reports is shown in Attachment 1 to this letter.

If you should have any questions or comments regarding these reports, please feel free to contact our office.

Sincerely,

Dennis Milligan
Treasurer of State

Enclosures:
Attachment 1 – Summary Reports

Telephone: (501) 682-5888 Fax: (501) 682-3820

DENNIS MILLIGAN
TREASURER

STATE CAPITOL, SUITE 220
LITTLE ROCK, ARKANSAS 72201

TREASURER OF STATE

June 30, 2022

The Honorable Terry Rice, Co-Chair
The Honorable Jeff Wardlaw, Co-Chair
Arkansas Legislative Council
State Capitol, Room 315
Little Rock, AR 72201

Dear Senator Rice and Representative Wardlaw:

In accordance with Arkansas Code Annotated §19-3-504(b)(2), we respectfully submit the enclosed reports of the Treasurer of State for the period July 1, 2021, through June 30, 2022. A summary of these reports is shown in Attachment 1 to this letter.

If you should have any questions or comments regarding these reports, please feel free to contact our office.

Sincerely,

Dennis Milligan
Treasurer of State

Enclosures:
Attachment 1 – Summary

Telephone: (501) 682-5888 Fax: (501) 682-3820

DENNIS MILLIGAN
TREASURER

STATE CAPITOL, SUITE 220
LITTLE ROCK, ARKANSAS 72201

TREASURER OF STATE

June 30, 2022

Mr. Roger Norman, Director
Arkansas Division of Legislative Audit
State Capitol, Room 172
Little Rock, AR 72201

Dear Mr. Norman:

In accordance with Arkansas Code Annotated §19-3-504(b)(2), we respectfully submit the enclosed reports of the Treasurer of State for the period July 1, 2021, through June 30, 2022. A summary of these reports is shown in Attachment 1 to this letter.

If you should have any questions or comments regarding these reports, please feel free to contact our office.

Sincerely,

Dennis Milligan
Treasurer of State

Enclosures:
Attachment 1 – Summary Reports

Telephone: (501) 682-5888 Fax: (501) 682-3820