

DENNIS MILLIGAN
TREASURER



STATE CAPITOL, SUITE 220
LITTLE ROCK, ARKANSAS 72201

TREASURER OF STATE

December 31, 2021

The Honorable Asa Hutchinson
Governor of Arkansas
State Capitol, Room 250
Little Rock, AR 72201

Dear Governor Hutchinson:

In accordance with Arkansas Code Annotated §19-3-504(b)(2), we respectfully submit the enclosed reports of the Treasurer of State for the period July 1, 2021, through December 31, 2021. A summary of these reports is shown in Attachment 1 to this letter.

If you should have any questions or comments regarding these reports, please feel free to contact our office.

Sincerely,

A handwritten signature in cursive script that reads "Dennis Milligan".

Dennis Milligan
Treasurer of State

Enclosures:
Attachment 1 – Summary
Reports

DENNIS MILLIGAN
TREASURER



STATE CAPITOL, SUITE 220
LITTLE ROCK, ARKANSAS 72201

TREASURER OF STATE

December 31, 2021

Mr. Roger Norman, Director
Arkansas Division of Legislative Audit
State Capitol, Room 172
Little Rock, AR 72201

Dear Mr. Norman:

In accordance with Arkansas Code Annotated §19-3-504(b)(2), we respectfully submit the enclosed reports of the Treasurer of State for the period July 1, 2021, through December 31, 2021. A summary of these reports is shown in Attachment 1 to this letter.

If you should have any questions or comments regarding these reports, please feel free to contact our office.

Sincerely,

A handwritten signature in cursive script that reads "Dennis Milligan".

Dennis Milligan
Treasurer of State

Enclosures:
Attachment 1 – Summary
Reports

DENNIS MILLIGAN
TREASURER



STATE CAPITOL, SUITE 220
LITTLE ROCK, ARKANSAS 72201

TREASURER OF STATE

December 31, 2021

The Honorable Terry Rice, Co-Chair
The Honorable Jeff Wardlaw, Co-Chair
Arkansas Legislative Council
State Capitol, Room 315
Little Rock, AR 72201

Dear Senator Rice and Representative Wardlaw:

In accordance with Arkansas Code Annotated §19-3-504(b)(2), we respectfully submit the enclosed reports of the Treasurer of State for the period July 1, 2021, through December 31, 2021. A summary of these reports is shown in Attachment 1 to this letter.

If you should have any questions or comments regarding these reports, please feel free to contact our office.

Sincerely,

A handwritten signature in cursive script that reads "Dennis Milligan".

Dennis Milligan
Treasurer of State

Enclosures:
Attachment 1 – Summary

Attachment 1 - Summary

1. Target Rate of Investment Return and Actual Rate of Investment Return
2. Liquidity Requirements and Actual Liquidity
3. Cash Flow Analysis Reports – July 2021 through December 2021
4. Checks Charged Off 20211231 – the daily report on December 31, 2021, of the amount of uncollected checks legally charged off.
5. Checks Charged Off YTD FY2022 – the report from July 1, 2021, to December 31, 2021, of the amount of uncollected checks legally charged off.
6. Demand Account Activity 20211231– the daily report on December 31, 2021, of the amount of liquidity in the State Treasury demand accounts.
7. Demand Account Activity YTD FY2022 – the report from July 1, 2021, to December 31, 2021, of the amount of liquidity in the State Treasury demand accounts.
8. Fund Transactions by Type 20211231– the daily report on December 31, 2021, of the summary financial transactions for the day including direct receipts, transfer receipts, disbursements by warrant redemption and disbursements by transfer.
9. Fund Transactions by Type YTD FY2022 – the report from July 1, 2021, to December 31, 2021, of the cumulative summary financial transactions for fiscal year-to-date including direct receipts, transfer receipts, disbursements by warrant redemption and disbursements by transfer.
10. Money Market Account Activity 20211231 – the daily report on December 31, 2021, of the amount of liquidity in the State Treasury money market accounts.
11. Money Market Account Activity YTD FY2022 – the report from July 1, 2021, to December 31, 2021, of the amount of liquidity in the State Treasury money market accounts.
12. Return on Investment YTD FY2022 – the detail report from July 1, 2021, to December 31, 2021, of the State Treasury's rate of investment return.
13. Safekeeping Inventory 20211231 – the report of the principal amount of securities held in trust in Safekeeping in the State Treasury.

Arkansas State Treasury

Target Rate of Investment Return and Actual Rate of Investment Return
December 31, 2021

Complying with ACT1088, the State Board of Finance establishes a benchmark rate of return for the Treasury Investment Portfolio. Several factors contribute to the development of the target rate of return. These include the stated standards of safety, liquidity and then return. The primary mission of the Treasury is providing adequate liquidity for the State's business. Upon meeting those needs all other funds are invested to balance future needs with market opportunities.

Treasury monitors the cash flow process on a dynamic basis. Cash flows are managed daily to meet the needs of State Agencies. The Treasury also has a fiduciary responsibility to all taxpayers. The current investment policy maintains the conservative investment portfolio management approach highlighted in previous reports. Treasury has added systems and process improvements to responsibly manage overall return.

As market conditions vary over time, Treasury has a commitment to manage risk versus return to meet the standard of Safety, Liquidity and then Return. Meeting this standard requires on-going analysis and risk assessment of cash flows and market opportunities. As of September 30, 2020, the State Board of Finance had not yet established a target rate of return for the first quarter of FY2021. However, the Board did set a target rate of return for the second quarter of FY2021 in their November meeting. The target ROI for the second quarter was set at a range of 0.70%-0.80% book return. The actual book return for the first half of FY2021 was 0.785%, meeting the established target.

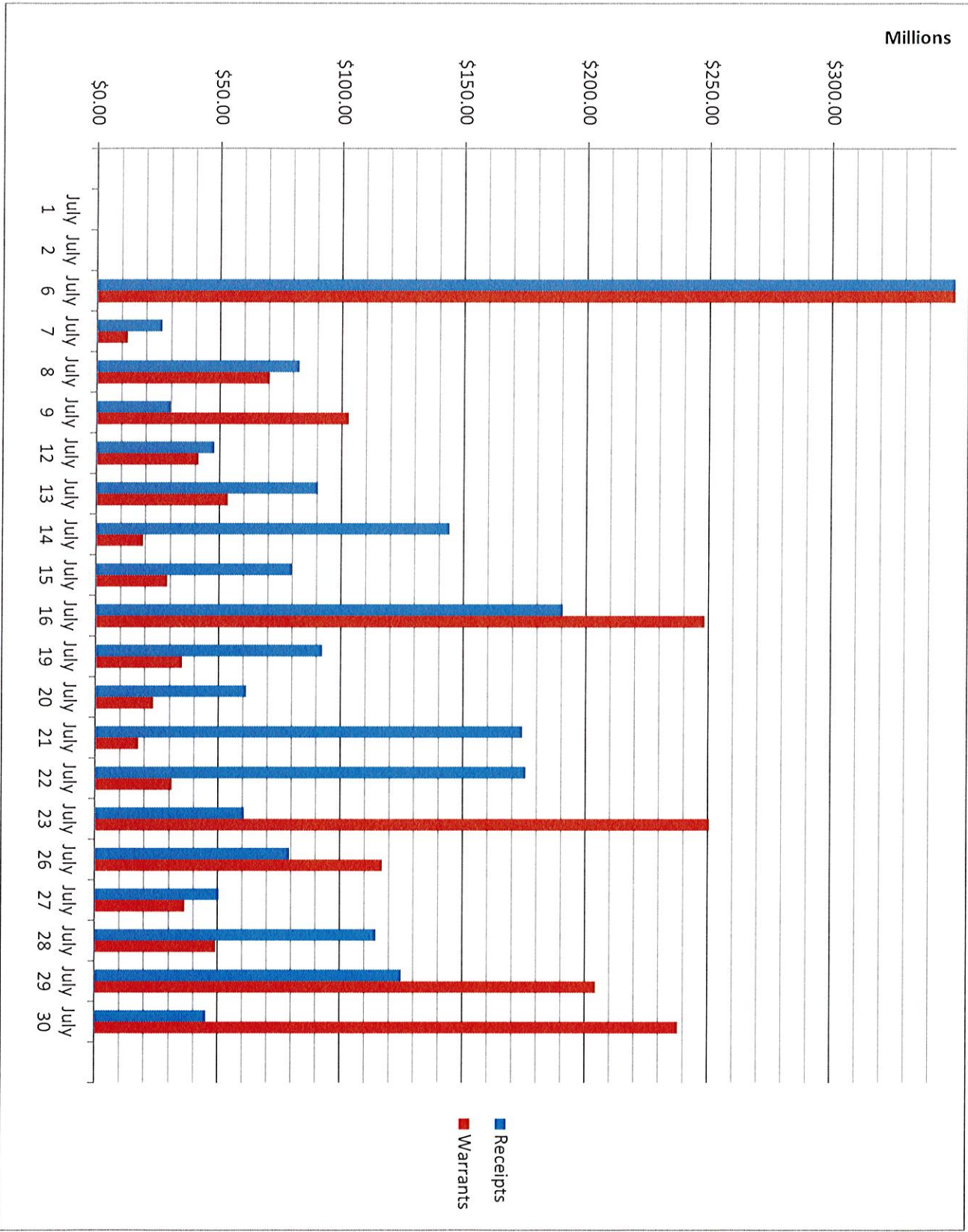
Arkansas State Treasury

Liquidity Requirements and Actual Liquidity

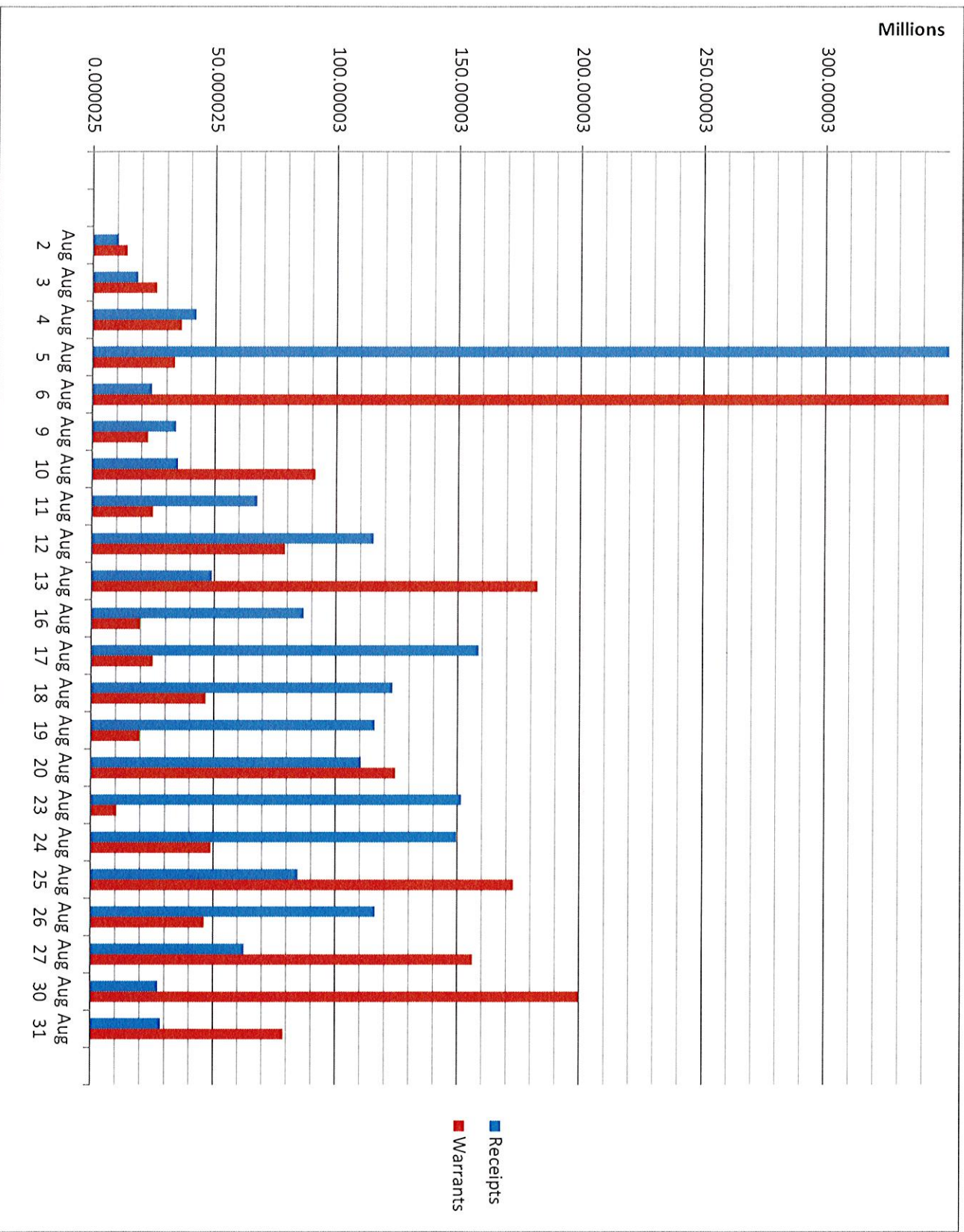
December 31, 2021

Treasury dynamically models cash flows across daily, weekly, monthly, and quarterly projections to match anticipated liabilities with the timely return of cash from investments and in more liquid bank demand accounts. Treasury works with the Department of Finance and Administration along with other state agencies to meet the state's cash commitments. The cash forecast process matches daily cash needs with investments that mature before or on days with outbound cash flows. Treasury negotiates the best possible rate of return for these investments across several sectors including bank accounts, money markets, and commercial paper. Currently, Treasury maintains over \$1 billion in commercial paper and at least \$200 million in bank and money market deposits to facilitate warrant fulfillment. Liquidity is managed on a liability driven basis to best meet the state's commitments in a timely and efficient manner.

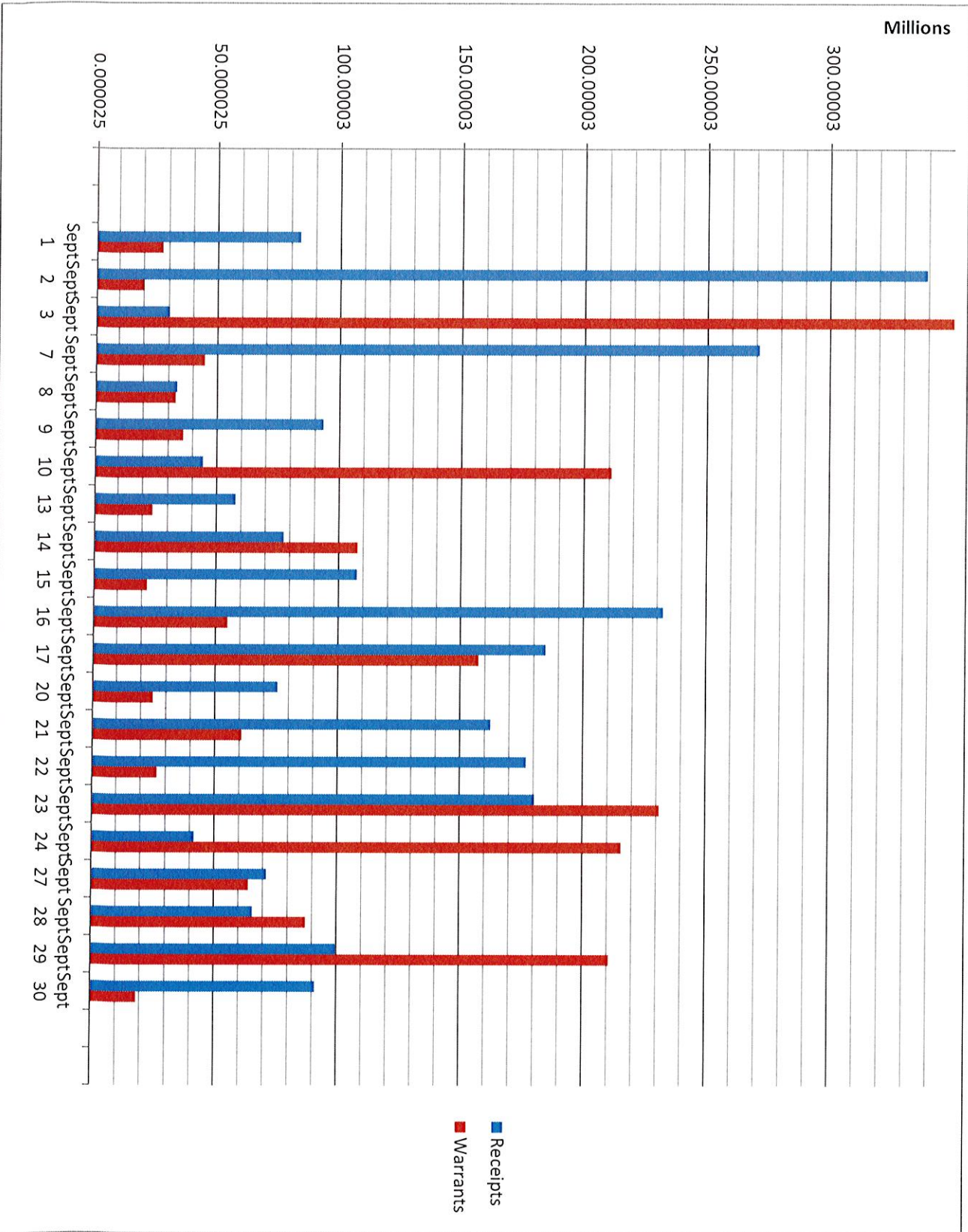
July 2021 DAILY CASH FLOWS



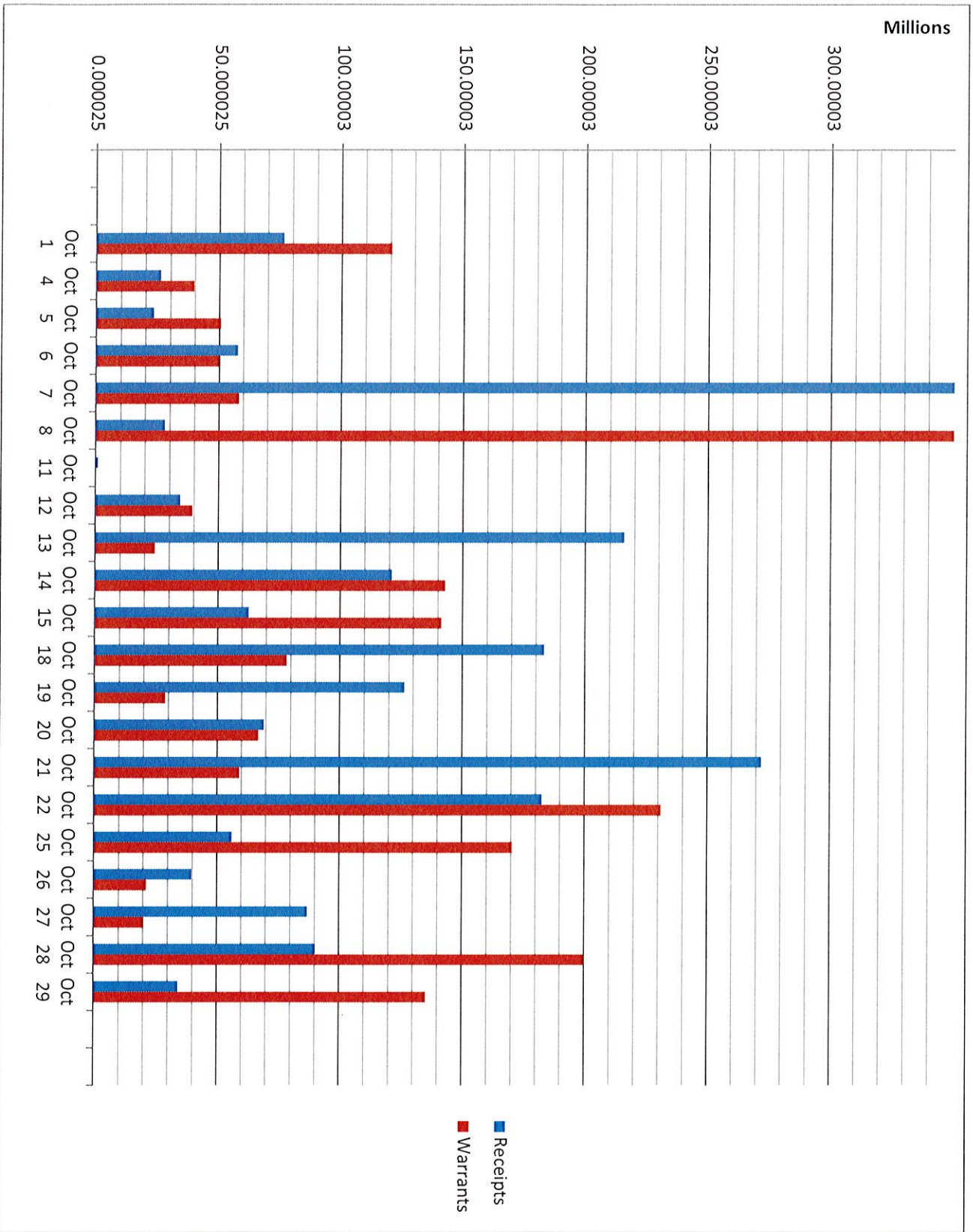
August 2021 DAILY CASH FLOWS



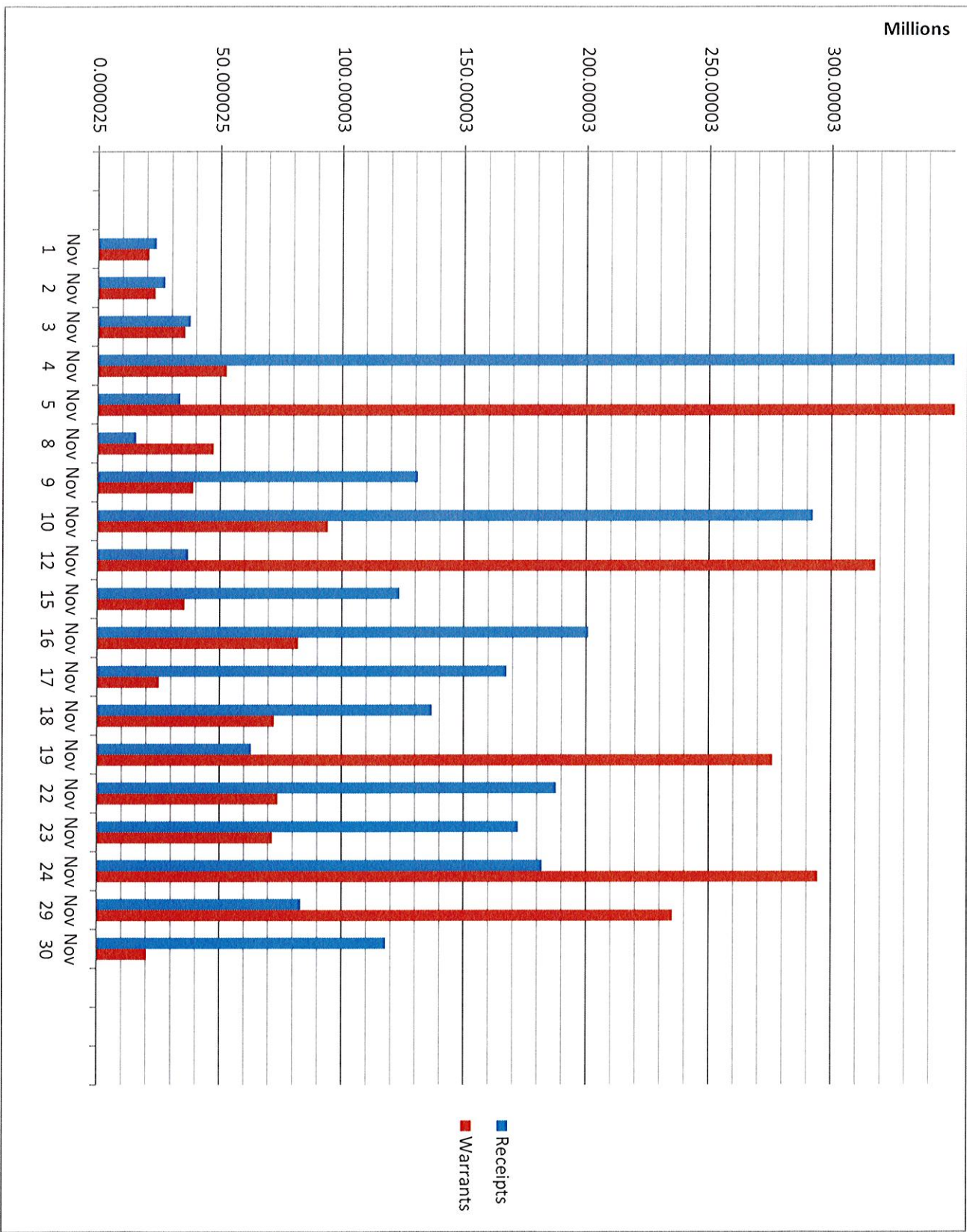
September 2021 DAILY CASH FLOWS



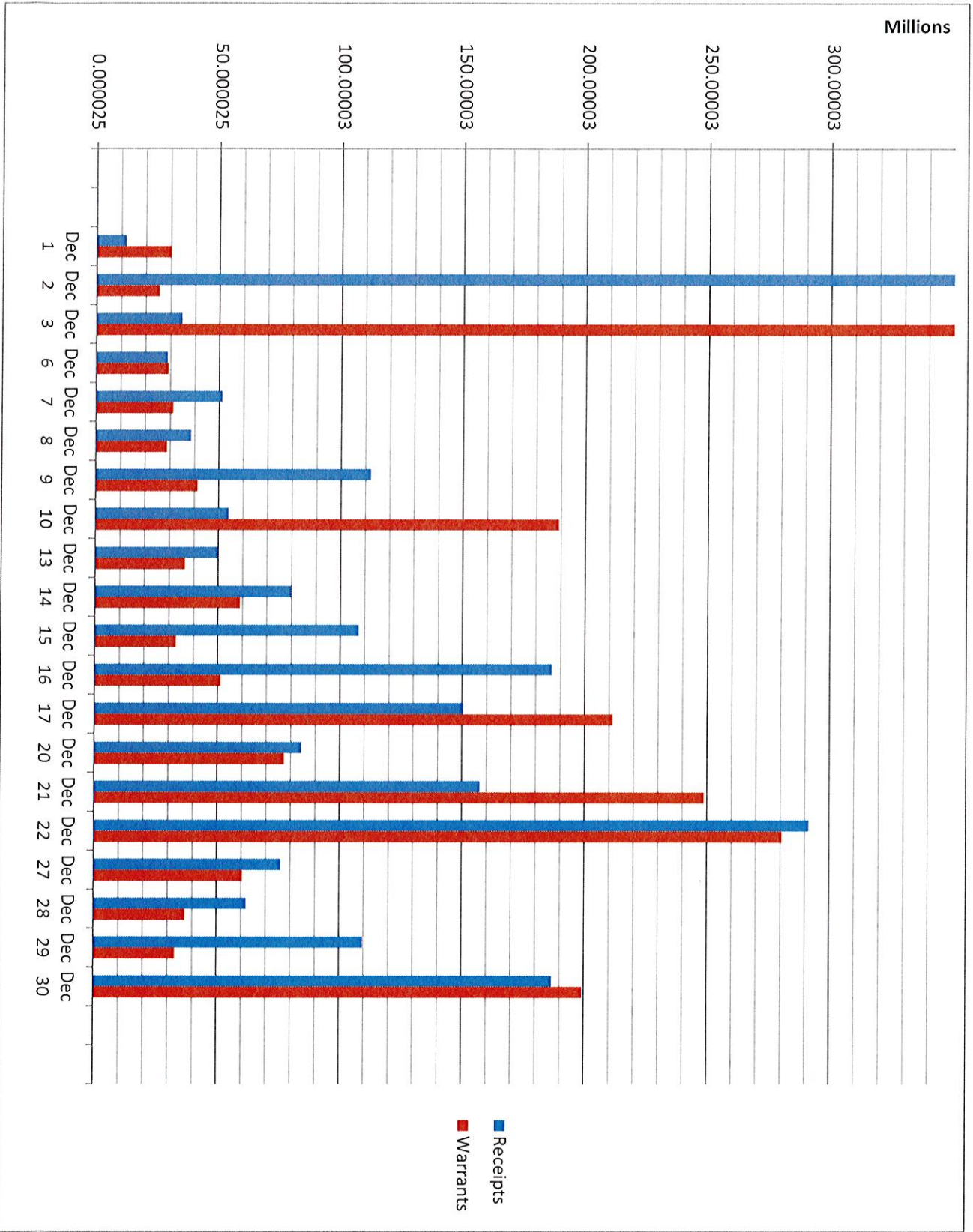
October 2021 DAILY CASH FLOWS



November 2021 DAILY CASH FLOWS



December 2021 DAILY CASH FLOWS



Run Date: 12/30/2021
Run Time: 2:42:07PM

Checks Charged Off Detail

Start Date: 12/30/2021 End Date: 12/30/2021

Page: 1
User: 0

| <u>Jnl. Entry #</u> | <u>Trx. Date</u> | <u>Ref #</u> | <u>Agency</u> | <u>Fund</u> | <u>Rev Code</u> | <u>Ledger</u> | <u>Ledger Desc.</u> | <u>Description</u> | <u>Debit Amount</u> | <u>Credit Amount</u> |
|---------------------|------------------|--------------|---------------|-------------|-----------------|---------------|---------------------|--------------------|---------------------|----------------------|
|---------------------|------------------|--------------|---------------|-------------|-----------------|---------------|---------------------|--------------------|---------------------|----------------------|

Totals for:

Count:

Grand Total

Count:

Run Date: 12/30/2021
 Run Time: 2:40:19PM

Checks Charged Off Detail

Start Date: 7/1/2021 End Date: 12/31/2021

Page: 1
 User: 0

| Jnl. Entry # | Trx. Date | Ref # | Agency | Fund | Rev Code | Ledger | Ledger Desc. | Description | Debit Amount | Credit Amount |
|-----------------------------|-----------|----------------|---------|---------|------------|--------|-------------------|-------------|-------------------|-------------------|
| 1869660 | 7/7/2021 | Various Ch0069 | ARK0000 | ARK0000 | 4099999900 | 122 | Other Chargebacks | | | 1,427.50 |
| 1869660 | 7/7/2021 | Various Ch0800 | MLS0300 | MLS0300 | 4031007000 | 999 | Fund Cash Account | | 180.00 | |
| 1869660 | 7/7/2021 | Various Ch0930 | SRS0000 | SRS0000 | 4031037000 | 999 | Fund Cash Account | | 75.00 | |
| 1869660 | 7/7/2021 | Various Ch0960 | SEF0100 | SEF0100 | 4031005000 | 999 | Fund Cash Account | | 38.00 | |
| 1869660 | 7/7/2021 | Various Ch0960 | SMP0600 | SMP0600 | 4033021000 | 999 | Fund Cash Account | | 80.00 | |
| 1869660 | 7/7/2021 | Various Ch0990 | MJA0100 | MJA0100 | 4031005000 | 999 | Fund Cash Account | | 52.50 | |
| 1869660 | 7/7/2021 | Various Ch0930 | TPE0000 | TPE0000 | 4031002000 | 999 | Fund Cash Account | | 150.00 | |
| 1869660 | 7/7/2021 | Various Ch0645 | BAA2000 | BAA2000 | 4042002000 | 999 | Fund Cash Account | | 500.00 | |
| 1869660 | 7/7/2021 | Various Ch0960 | SEF0100 | SEF0100 | 4041061000 | 999 | Fund Cash Account | | 2.00 | |
| 1869660 | 7/7/2021 | Various Ch0228 | NEC0000 | NEC0000 | 4041007000 | 999 | Fund Cash Account | | 250.00 | |
| 1869660 | 7/7/2021 | Various Ch0620 | SMI0000 | SMI0000 | 4031102000 | 999 | Fund Cash Account | | 100.00 | |
| Totals for: 7/7/2021 | | | | | | | Count: 11 | | 1,427.50 | 1,427.50 |
| 1870371 | 7/8/2021 | NSF Check0069 | ARK0000 | ARK0000 | 4099999900 | 120 | DF&A Chargebacks | | | 128,809.13 |
| 1870371 | 7/8/2021 | NSF Check0610 | AGA0000 | AGA0000 | 4010005000 | 999 | Fund Cash Account | 008009542 | 1,559.13 | |
| 1870371 | 7/8/2021 | NSF Check0610 | AGA0000 | AGA0000 | 4010006000 | 999 | Fund Cash Account | 008009542 | 14,000.00 | |
| 1870371 | 7/8/2021 | NSF Check0610 | ARH0000 | ARH0000 | 4040005000 | 999 | Fund Cash Account | 008009542 | 9,362.00 | |
| 1870371 | 7/8/2021 | NSF Check0610 | ARH0000 | ARH0000 | 4040006000 | 999 | Fund Cash Account | 008009542 | 70,490.00 | |
| 1870371 | 7/8/2021 | NSF Check0610 | AGA0000 | AGA0000 | 4010001001 | 999 | Fund Cash Account | 008009542 | 1,910.00 | |
| 1870371 | 7/8/2021 | NSF Check0610 | ARHDSMV | ARHDSMV | 4040022000 | 999 | Fund Cash Account | 008009542 | 11,253.00 | |
| 1870371 | 7/8/2021 | NSF Check0930 | TUT0000 | TUT0000 | 4021009001 | 999 | Fund Cash Account | 008009542 | 20,235.00 | |
| Totals for: 7/8/2021 | | | | | | | Count: 8 | | 128,809.13 | 128,809.13 |
| 1871334 | 7/12/2021 | Various Ch0069 | ARK0000 | ARK0000 | 4099999900 | 122 | Other Chargebacks | | | 10.50 |
| 1871334 | 7/12/2021 | Various Ch0080 | SDG0000 | SDG0000 | 4033009000 | 999 | Fund Cash Account | | 10.50 | |

Run Date: 12/30/2021
 Run Time: 2:40:19PM

Checks Charged Off Detail

Start Date: 7/1/2021 End Date: 12/31/2021

Page: 2
 User: 0

| Jnl. Entry # | Trx. Date | Ref # | Agency | Fund | Rev Code | Ledger | Ledger Desc. | Description | Debit Amount | Credit Amount |
|------------------------------|-----------|------------|--------|---------|------------|--------|-------------------|-------------|------------------|------------------|
| 1871336 | 7/12/2021 | REV CHG | 0069 | ARK0000 | 4099999900 | 120 | DF&A Chargebacks | | | 159.92 |
| 1871336 | 7/12/2021 | REV CHG | 0630 | RRA0000 | 4020011000 | 999 | Fund Cash Account | | 45.17 | |
| 1871336 | 7/12/2021 | REV CHG | 0630 | TAX0000 | 4040016000 | 999 | Fund Cash Account | | 114.75 | |
| Totals for: 7/12/2021 | | | | | | | Count: 5 | | 170.42 | 170.42 |
| 1872245 | 7/14/2021 | NSF Check | 0069 | ARK0000 | 4099999900 | 120 | DF&A Chargebacks | | | 25,443.49 |
| 1872245 | 7/14/2021 | NSF Check | 0610 | AGA0000 | 4010005000 | 999 | Fund Cash Account | 008009568 | 1,455.10 | |
| 1872245 | 7/14/2021 | NSF Check | 0610 | AGA0000 | 4010006000 | 999 | Fund Cash Account | 008009568 | 610.00 | |
| 1872245 | 7/14/2021 | NSF Check | 0610 | AGA0000 | 4010007000 | 999 | Fund Cash Account | 008009568 | 774.13 | |
| 1872245 | 7/14/2021 | NSF Check | 0610 | AGA0000 | 4010001001 | 999 | Fund Cash Account | 008009568 | 21,779.26 | |
| 1872245 | 7/14/2021 | NSF Check | 0610 | AGA0000 | 4010000900 | 999 | Fund Cash Account | 008009568 | 825.00 | |
| 1872278 | 7/14/2021 | Various ch | 0069 | ARK0000 | 4099999900 | 122 | Other Chargebacks | | | 1,786.92 |
| 1872278 | 7/14/2021 | Various ch | 0425 | TSI4500 | 4031026000 | 999 | Fund Cash Account | | 5.00 | |
| 1872278 | 7/14/2021 | Various ch | 0610 | HSC0000 | 4023009000 | 999 | Fund Cash Account | | 5.00 | |
| 1872278 | 7/14/2021 | Various ch | 0645 | BAA2000 | 4042002000 | 999 | Fund Cash Account | | 150.00 | |
| 1872278 | 7/14/2021 | Various ch | 0645 | BAA2000 | 4031079000 | 999 | Fund Cash Account | | 150.00 | |
| 1872278 | 7/14/2021 | Various ch | 0865 | NNH0440 | 4041028000 | 999 | Fund Cash Account | | 700.00 | |
| 1872278 | 7/14/2021 | Various ch | 0914 | MPH9141 | 4041012000 | 999 | Fund Cash Account | | 776.92 | |
| Totals for: 7/14/2021 | | | | | | | Count: 13 | | 27,230.41 | 27,230.41 |
| 1875128 | 7/20/2021 | Various ch | 0069 | ARK0000 | 4099999900 | 122 | Other Chargebacks | | | 106.25 |
| 1875128 | 7/20/2021 | Various ch | 0283 | NPB0000 | 4043002000 | 999 | Fund Cash Account | | 106.25 | |
| Totals for: 7/20/2021 | | | | | | | Count: 2 | | 106.25 | 106.25 |
| 1875547 | 7/21/2021 | NSF Check | 0069 | ARK0000 | 4099999900 | 120 | DF&A Chargebacks | | | 6,397.94 |
| 1875547 | 7/21/2021 | NSF Check | 0610 | AGA0000 | 4010005000 | 999 | Fund Cash Account | 008009582 | 3,247.02 | |

Run Date: 12/30/2021
 Run Time: 2:40:19PM

Checks Charged Off Detail

Start Date: 7/1/2021 End Date: 12/31/2021

Page: 3
 User: 0

| Jnl. Entry # | Trx. Date | Ref # | Agency | Fund | Rev Code | Ledger | Ledger Desc. | Description | Debit Amount | Credit Amount |
|------------------------------|-----------|------------|--------|---------|------------|--------|-------------------|-------------|-----------------|-----------------|
| 1875547 | 7/21/2021 | NSF Check | 0610 | AGA0000 | 4010006000 | 999 | Fund Cash Account | 008009582 | 1,280.00 | |
| 1875547 | 7/21/2021 | NSF Check | 0610 | AGA0000 | 4010007000 | 999 | Fund Cash Account | 008009582 | 641.86 | |
| 1875547 | 7/21/2021 | NSF Check | 0610 | AGA0000 | 4010001001 | 999 | Fund Cash Account | 008009582 | 526.04 | |
| 1875547 | 7/21/2021 | NSF Check | 0610 | AGA0000 | 4010000900 | 999 | Fund Cash Account | 008009582 | 703.02 | |
| 1875579 | 7/21/2021 | Various Ch | 0069 | ARK0000 | 4099999900 | 122 | Other Chargebacks | | | 667.00 |
| 1875579 | 7/21/2021 | Various Ch | 0645 | BAA0100 | 4033029000 | 999 | Fund Cash Account | | 150.00 | |
| 1875579 | 7/21/2021 | Various Ch | 0645 | BAA0100 | 4038004000 | 999 | Fund Cash Account | | 37.00 | |
| 1875579 | 7/21/2021 | Various Ch | 0645 | SHL0000 | 4033010000 | 999 | Fund Cash Account | | 300.00 | |
| 1875579 | 7/21/2021 | Various Ch | 0645 | MMT0200 | 4033027000 | 999 | Fund Cash Account | | 105.00 | |
| 1875579 | 7/21/2021 | Various Ch | 0286 | NPM0000 | 4041002000 | 999 | Fund Cash Account | | 75.00 | |
| Totals for: 7/21/2021 | | | | | | | Count: 12 | | 7,064.94 | 7,064.94 |
| 1876854 | 7/26/2021 | REV CHG | 0069 | ARK0000 | 4099999900 | 120 | DF&A Chargebacks | | | 1,500.00 |
| 1876854 | 7/26/2021 | REV CHG | 0630 | AGA0000 | 4013006000 | 999 | Fund Cash Account | | 1,500.00 | |
| Totals for: 7/26/2021 | | | | | | | Count: 2 | | 1,500.00 | 1,500.00 |
| 1877251 | 7/27/2021 | Various Ch | 0069 | ARK0000 | 4099999900 | 122 | Other Chargebacks | | | 1,250.10 |
| 1877251 | 7/27/2021 | Various Ch | 0279 | SDB0100 | 4033027000 | 999 | Fund Cash Account | | 300.00 | |
| 1877251 | 7/27/2021 | Various Ch | 0930 | SAC0000 | 4033001000 | 999 | Fund Cash Account | | 170.00 | |
| 1877251 | 7/27/2021 | Various Ch | 0930 | SHW0000 | 4033025000 | 999 | Fund Cash Account | | 620.10 | |
| 1877251 | 7/27/2021 | Various Ch | 0930 | SRS0000 | 4031037000 | 999 | Fund Cash Account | | 75.00 | |
| 1877251 | 7/27/2021 | Various Ch | 0645 | BAA2000 | 4031090000 | 999 | Fund Cash Account | | 10.00 | |
| 1877251 | 7/27/2021 | Various Ch | 0645 | BAA2000 | 4031018000 | 999 | Fund Cash Account | | 50.00 | |
| 1877251 | 7/27/2021 | Various Ch | 0268 | NDB0000 | 4041006000 | 999 | Fund Cash Account | | 25.00 | |
| Totals for: 7/27/2021 | | | | | | | Count: 8 | | 1,250.10 | 1,250.10 |

Run Date: 12/30/2021
 Run Time: 2:40:19PM

Checks Charged Off Detail

Start Date: 7/1/2021 End Date: 12/31/2021

Page: 4
 User: 0

| Jnl. Entry # | Trx. Date | Ref # | Agency | Fund | Rev Code | Ledger | Ledger Desc. | Description | Debit Amount | Credit Amount |
|------------------------------|-----------|----------------|---------|---------|------------|--------|-------------------|-------------|------------------|------------------|
| 1878778 | 7/29/2021 | NSF Check0069 | ARK0000 | ARK0000 | 4099999900 | 120 | DF&A Chargebacks | | | 16,984.87 |
| 1878778 | 7/29/2021 | NSF Check0610 | AGA0000 | AGA0000 | 4010005000 | 999 | Fund Cash Account | 008009617 | 14,268.92 | |
| 1878778 | 7/29/2021 | NSF Check0610 | AGA0000 | AGA0000 | 4010007000 | 999 | Fund Cash Account | 008009617 | 388.82 | |
| 1878778 | 7/29/2021 | NSF Check0610 | AGA0000 | AGA0000 | 4010001001 | 999 | Fund Cash Account | 008009617 | 2,227.13 | |
| 1878778 | 7/29/2021 | NSF Check0610 | AGA0000 | AGA0000 | 4010000900 | 999 | Fund Cash Account | 008009617 | 100.00 | |
| Totals for: 7/29/2021 | | | | | | | Count: 5 | | 16,984.87 | 16,984.87 |
| 1879831 | 8/2/2021 | REV CHG 0069 | ARK0000 | ARK0000 | 4099999900 | 120 | DF&A Chargebacks | | | 350.00 |
| 1879831 | 8/2/2021 | REV CHG 0630 | AGA0000 | AGA0000 | 4013005000 | 999 | Fund Cash Account | | 350.00 | |
| Totals for: 8/2/2021 | | | | | | | Count: 2 | | 350.00 | 350.00 |
| 1880621 | 8/4/2021 | NSF Check0069 | ARK0000 | ARK0000 | 4099999900 | 120 | DF&A Chargebacks | | | 3,371.97 |
| 1880621 | 8/4/2021 | NSF Check0610 | AGA0000 | AGA0000 | 4010005000 | 999 | Fund Cash Account | 008009629 | 400.00 | |
| 1880621 | 8/4/2021 | NSF Check0610 | AGA0000 | AGA0000 | 4010007000 | 999 | Fund Cash Account | 008009629 | 210.58 | |
| 1880621 | 8/4/2021 | NSF Check0610 | AGA0000 | AGA0000 | 4010001001 | 999 | Fund Cash Account | 008009629 | 2,116.00 | |
| 1880621 | 8/4/2021 | NSF Check0610 | AGA0000 | AGA0000 | 4010000900 | 999 | Fund Cash Account | 008009629 | 645.39 | |
| Totals for: 8/4/2021 | | | | | | | Count: 5 | | 3,371.97 | 3,371.97 |
| 1881847 | 8/9/2021 | Various Ch0069 | ARK0000 | ARK0000 | 4099999900 | 122 | Other Chargebacks | | | 42,849.00 |
| 1881847 | 8/9/2021 | Various Ch0485 | SPF0100 | SPF0100 | 4031051000 | 999 | Fund Cash Account | | 41,649.00 | |
| 1881847 | 8/9/2021 | Various Ch0090 | RRA0000 | RRA0000 | 4041055000 | 999 | Fund Cash Account | | 1,200.00 | |
| Totals for: 8/9/2021 | | | | | | | Count: 3 | | 42,849.00 | 42,849.00 |
| 1882969 | 8/11/2021 | Various Ch0069 | ARK0000 | ARK0000 | 4099999900 | 122 | Other Chargebacks | | | 2,444.00 |
| 1882969 | 8/11/2021 | Various Ch0645 | BAA0100 | BAA0100 | 4038004000 | 999 | Fund Cash Account | | 5.00 | |
| 1882969 | 8/11/2021 | Various Ch0645 | BAA0100 | BAA0100 | 4042003000 | 999 | Fund Cash Account | | 17.00 | |

Run Date: 12/30/2021
 Run Time: 2:40:19PM

Checks Charged Off Detail

Start Date: 7/1/2021 End Date: 12/31/2021

Page: 5
 User: 0

| Jnl. Entry # | Trx. Date | Ref # | Agency | Fund | Rev Code | Ledger | Ledger Desc. | Description | Debit Amount | Credit Amount |
|------------------------------|-----------|-----------------|--------|---------|------------|--------|-------------------|-------------|-----------------|-----------------|
| 1882969 | 8/11/2021 | Various Ch0009 | Ch0009 | HSC0900 | 4047001500 | 999 | Fund Cash Account | | 615.00 | |
| 1882969 | 8/11/2021 | Various Ch0090 | Ch0090 | RRA0000 | 4041055000 | 999 | Fund Cash Account | | 1,800.00 | |
| 1882969 | 8/11/2021 | Various Ch0645 | Ch0645 | THL0300 | 4041028000 | 999 | Fund Cash Account | | 7.00 | |
| 1882972 | 8/11/2021 | various ch20069 | Ch0069 | ARK0000 | 4099999900 | 122 | Other Chargebacks | | | 45.00 |
| 1882972 | 8/11/2021 | various ch20645 | Ch0645 | BAA0100 | 4043003000 | 999 | Fund Cash Account | | 45.00 | |
| Totals for: 8/11/2021 | | | | | | | Count: 8 | | 2,489.00 | 2,489.00 |
| 1884781 | 8/13/2021 | REV CHG 0069 | Ch0069 | ARK0000 | 4099999900 | 120 | DF&A Chargebacks | | | 150.00 |
| 1884781 | 8/13/2021 | REV CHG 0630 | Ch0630 | AGA0000 | 4013004000 | 999 | Fund Cash Account | | 100.00 | |
| 1884781 | 8/13/2021 | REV CHG 0630 | Ch0630 | SMI0000 | 4021058000 | 999 | Fund Cash Account | | 50.00 | |
| Totals for: 8/13/2021 | | | | | | | Count: 3 | | 150.00 | 150.00 |
| 1885589 | 8/17/2021 | NSF Check0069 | Ch0069 | ARK0000 | 4099999900 | 120 | DF&A Chargebacks | | | 73,579.03 |
| 1885589 | 8/17/2021 | NSF Check0610 | Ch0610 | AGA0000 | 4010005000 | 999 | Fund Cash Account | 008009671 | 11,724.21 | |
| 1885589 | 8/17/2021 | NSF Check0610 | Ch0610 | AGA0000 | 4010007000 | 999 | Fund Cash Account | 008009671 | 6,242.60 | |
| 1885589 | 8/17/2021 | NSF Check0610 | Ch0610 | AGA0000 | 4010001001 | 999 | Fund Cash Account | 008009671 | 55,312.22 | |
| 1885589 | 8/17/2021 | NSF Check0610 | Ch0610 | AGA0000 | 4010000900 | 999 | Fund Cash Account | 008009671 | 300.00 | |
| 1885620 | 8/17/2021 | Various Ch0069 | Ch0069 | ARK0000 | 4099999900 | 122 | Other Chargebacks | | | 2,237.15 |
| 1885620 | 8/17/2021 | Various Ch0228 | Ch0228 | NEC0000 | 4041002000 | 999 | Fund Cash Account | | 100.00 | |
| 1885620 | 8/17/2021 | Various Ch0800 | Ch0800 | MLS0100 | 4031012000 | 999 | Fund Cash Account | | 50.00 | |
| 1885620 | 8/17/2021 | Various Ch0800 | Ch0800 | MLS0300 | 4031007000 | 999 | Fund Cash Account | | 50.00 | |
| 1885620 | 8/17/2021 | Various Ch0960 | Ch0960 | SEF0100 | 4031005000 | 999 | Fund Cash Account | | 15.00 | |
| 1885620 | 8/17/2021 | Various Ch0960 | Ch0960 | SMP0100 | 4031062000 | 999 | Fund Cash Account | | 15.00 | |
| 1885620 | 8/17/2021 | Various Ch0990 | Ch0990 | MJA0100 | 4031005000 | 999 | Fund Cash Account | | 10.00 | |
| 1885620 | 8/17/2021 | Various Ch0955 | Ch0955 | HUA3800 | 4027002000 | 999 | Fund Cash Account | | 50.00 | |

Run Date: 12/30/2021
 Run Time: 2:40:19PM

Checks Charged Off Detail

Start Date: 7/1/2021 End Date: 12/31/2021

Page: 6
 User: 0

| Jnl. Entry # | Trx. Date | Ref # | Agency | Fund | Rev Code | Ledger | Ledger Desc. | Description | Debit Amount | Credit Amount |
|------------------------------|-----------|---------|--------|---------|------------|--------|-------------------|-------------|------------------|------------------|
| 1885620 | 8/17/2021 | Various | Ch0455 | NSW0123 | 4042002000 | 999 | Fund Cash Account | | 50.00 | |
| 1885620 | 8/17/2021 | Various | Ch0930 | TPE0000 | 4031002000 | 999 | Fund Cash Account | | 900.00 | |
| 1885620 | 8/17/2021 | Various | Ch0930 | TPE0000 | 4031004000 | 999 | Fund Cash Account | | 220.00 | |
| 1885620 | 8/17/2021 | Various | Ch0930 | TPE0000 | 6990003000 | 999 | Fund Cash Account | | 298.15 | |
| 1885620 | 8/17/2021 | Various | Ch0224 | NLC0000 | 4043002000 | 999 | Fund Cash Account | | 50.00 | |
| 1885620 | 8/17/2021 | Various | Ch0930 | TDS0000 | 4041042000 | 999 | Fund Cash Account | | 354.00 | |
| 1885620 | 8/17/2021 | Various | Ch0390 | TJW0100 | 4041004000 | 999 | Fund Cash Account | | 50.00 | |
| 1885620 | 8/17/2021 | Various | Ch9910 | SHA0200 | 4033028000 | 999 | Fund Cash Account | | 25.00 | |
| Totals for: 8/17/2021 | | | | | | | Count: 21 | | 75,816.18 | 75,816.18 |
| 1885709 | 8/18/2021 | Various | Ch0069 | ARK0000 | 4099999900 | 122 | Other Chargebacks | | | 1,780.00 |
| 1885709 | 8/18/2021 | Various | Ch0279 | SDB0100 | 4033027000 | 999 | Fund Cash Account | | 250.00 | |
| 1885709 | 8/18/2021 | Various | Ch0710 | PWP2000 | 4047099000 | 999 | Fund Cash Account | | 680.00 | |
| 1885709 | 8/18/2021 | Various | Ch0710 | SNH0100 | 4031086000 | 999 | Fund Cash Account | | 100.00 | |
| 1885709 | 8/18/2021 | Various | Ch0710 | PWP7000 | 4043002000 | 999 | Fund Cash Account | | 750.00 | |
| 1886031 | 8/18/2021 | Various | Ch0023 | MJF0100 | 4041028000 | 999 | Fund Cash Account | | 102.50 | |
| 1886031 | 8/18/2021 | Various | Ch0069 | ARK0000 | 4099999900 | 122 | Other Chargebacks | | | 102.50 |
| Totals for: 8/18/2021 | | | | | | | Count: 7 | | 1,882.50 | 1,882.50 |
| 1886531 | 8/19/2021 | Various | ch0069 | ARK0000 | 4099999900 | 122 | Other Chargebacks | | | 15.00 |
| 1886531 | 8/19/2021 | Various | ch0080 | SDG0000 | 4033009000 | 999 | Fund Cash Account | | 10.00 | |
| 1886531 | 8/19/2021 | Various | ch0480 | HCA0100 | 4041060000 | 999 | Fund Cash Account | | 5.00 | |
| Totals for: 8/19/2021 | | | | | | | Count: 3 | | 15.00 | 15.00 |
| 1887003 | 8/20/2021 | Various | Ch0069 | ARK0000 | 4099999900 | 122 | Other Chargebacks | | | 545.00 |
| 1887003 | 8/20/2021 | Various | Ch0645 | BAA0100 | 4031068000 | 999 | Fund Cash Account | | 70.00 | |

Run Date: 12/30/2021
 Run Time: 2:40:19PM

Checks Charged Off Detail

Start Date: 7/1/2021 End Date: 12/31/2021

Page: 7
 User: 0

| Jnl. Entry # | Trx. Date | Ref # | Agency | Fund | Rev Code | Ledger | Ledger Desc. | Description | Debit Amount | Credit Amount |
|------------------------------|-----------|----------------|---------|---------|------------|--------|-------------------|-------------|------------------|------------------|
| 1887003 | 8/20/2021 | Various Ch0645 | BAA0100 | BAA0100 | 4038004000 | 999 | Fund Cash Account | | 100.00 | |
| 1887003 | 8/20/2021 | Various Ch0645 | BAA0100 | BAA0100 | 4041028000 | 999 | Fund Cash Account | | 225.00 | |
| 1887003 | 8/20/2021 | Various Ch0620 | SMI0000 | SMI0000 | 4031102000 | 999 | Fund Cash Account | | 150.00 | |
| Totals for: 8/20/2021 | | | | | | | Count: 5 | | 545.00 | 545.00 |
| 1887382 | 8/23/2021 | REV CHG 0069 | ARK0000 | ARK0000 | 4099999900 | 120 | DF&A Chargebacks | | | 2,250.00 |
| 1887382 | 8/23/2021 | REV CHG 0630 | AGA0000 | AGA0000 | 4013006000 | 999 | Fund Cash Account | | 2,250.00 | |
| Totals for: 8/23/2021 | | | | | | | Count: 2 | | 2,250.00 | 2,250.00 |
| 1887815 | 8/24/2021 | NSF Check0069 | ARK0000 | ARK0000 | 4099999900 | 120 | DF&A Chargebacks | | | 30,166.70 |
| 1887815 | 8/24/2021 | NSF Check0610 | AGA0000 | AGA0000 | 4010005000 | 999 | Fund Cash Account | 008009691 | 1,596.81 | |
| 1887815 | 8/24/2021 | NSF Check0610 | AGA0000 | AGA0000 | 4010006000 | 999 | Fund Cash Account | 008009691 | 5,700.00 | |
| 1887815 | 8/24/2021 | NSF Check0610 | AGA0000 | AGA0000 | 4010001001 | 999 | Fund Cash Account | 008009691 | 21,054.46 | |
| 1887815 | 8/24/2021 | NSF Check0610 | AGA0000 | AGA0000 | 4010000900 | 999 | Fund Cash Account | 008009691 | 253.95 | |
| 1887815 | 8/24/2021 | NSF Check0930 | TUT0000 | TUT0000 | 4021009001 | 999 | Fund Cash Account | 008009691 | 1,561.48 | |
| 1887823 | 8/24/2021 | Various ch0069 | ARK0000 | ARK0000 | 4099999900 | 122 | Other Chargebacks | | | 50.00 |
| 1887823 | 8/24/2021 | Various ch0390 | TJW0100 | TJW0100 | 4041004000 | 999 | Fund Cash Account | | 50.00 | |
| Totals for: 8/24/2021 | | | | | | | Count: 8 | | 30,216.70 | 30,216.70 |
| 1888277 | 8/25/2021 | Various Ch0069 | ARK0000 | ARK0000 | 4099999900 | 122 | Other Chargebacks | | | 30.00 |
| 1888277 | 8/25/2021 | Various Ch0248 | NRE0001 | NRE0001 | 4041012000 | 999 | Fund Cash Account | | 30.00 | |
| 1888305 | 8/25/2021 | Various Ch0069 | ARK0000 | ARK0000 | 4099999900 | 122 | Other Chargebacks | | | 50.00 |
| 1888305 | 8/25/2021 | Various Ch0645 | BAA2000 | BAA2000 | 4031018000 | 999 | Fund Cash Account | | 50.00 | |
| Totals for: 8/25/2021 | | | | | | | Count: 4 | | 80.00 | 80.00 |
| 1889838 | 8/27/2021 | Various Ch0069 | ARK0000 | ARK0000 | 4099999900 | 122 | Other Chargebacks | | | 150.00 |

Run Date: 12/30/2021
 Run Time: 2:40:19PM

Checks Charged Off Detail

Start Date: 7/1/2021 End Date: 12/31/2021

Page: 8
 User: 0

| Jnl. Entry # | Trx. Date | Ref # | Agency | Fund | Rev Code | Ledger | Ledger Desc. | Description | Debit Amount | Credit Amount |
|------------------------------|-----------|-------------|--------|---------|------------|--------|-------------------|-------------|-----------------|-----------------|
| 1889838 | 8/27/2021 | Various | Ch0645 | BAA0100 | 4033029000 | 999 | Fund Cash Account | | 100.00 | |
| 1889838 | 8/27/2021 | Various | Ch0208 | NAT0000 | 4043002000 | 999 | Fund Cash Account | | 50.00 | |
| Totals for: 8/27/2021 | | | | | | | Count: 3 | | 150.00 | 150.00 |
| 1890228 | 8/30/2021 | Various | Ch0069 | ARK0000 | 4099999900 | 122 | Other Chargebacks | | | 1,115.86 |
| 1890228 | 8/30/2021 | Various | Ch0425 | HSC0000 | 4023009000 | 999 | Fund Cash Account | | 100.00 | |
| 1890228 | 8/30/2021 | Various | Ch0425 | TSI4500 | 4031026000 | 999 | Fund Cash Account | | 100.00 | |
| 1890228 | 8/30/2021 | Various | Ch0710 | PWP2000 | 4047099000 | 999 | Fund Cash Account | | 610.00 | |
| 1890228 | 8/30/2021 | Various | Ch0960 | SEF0100 | 4031005000 | 999 | Fund Cash Account | | 17.00 | |
| 1890228 | 8/30/2021 | Various | Ch0960 | SMP0100 | 4031062000 | 999 | Fund Cash Account | | 50.00 | |
| 1890228 | 8/30/2021 | Various | Ch0990 | MJA0100 | 4031005000 | 999 | Fund Cash Account | | 10.00 | |
| 1890228 | 8/30/2021 | Various | Ch0960 | SEF0100 | 4041061000 | 999 | Fund Cash Account | | 11.25 | |
| 1890228 | 8/30/2021 | Various | Ch0289 | NBP0000 | 4041006000 | 999 | Fund Cash Account | | 217.61 | |
| 1890229 | 8/30/2021 | REV CHG | 0069 | ARK0000 | 4099999900 | 120 | DF&A Chargebacks | | | 62.49 |
| 1890229 | 8/30/2021 | REV CHG | 0630 | RRA0000 | 4020011000 | 999 | Fund Cash Account | | 49.89 | |
| 1890229 | 8/30/2021 | REV CHG | 0630 | TAX0000 | 4040016000 | 999 | Fund Cash Account | | 12.60 | |
| Totals for: 8/30/2021 | | | | | | | Count: 12 | | 1,178.35 | 1,178.35 |
| 1891207 | 8/31/2021 | Correct Jnl | 0610 | AGA0000 | 1100001000 | 999 | Fund Cash Account | | | 100.00 |
| 1891207 | 8/31/2021 | Correct Jnl | 0261 | STR0000 | 1100001000 | 999 | Fund Cash Account | | 100.00 | |
| Totals for: 8/31/2021 | | | | | | | Count: 2 | | 100.00 | 100.00 |
| 1891823 | 9/2/2021 | VARIOUS | 0069 | ARK0000 | 4099999900 | 122 | Other Chargebacks | | | 6,398.86 |
| 1891823 | 9/2/2021 | VARIOUS | 0500 | NED0006 | 4050001000 | 999 | Fund Cash Account | | 6,398.86 | |
| Totals for: 9/2/2021 | | | | | | | Count: 2 | | 6,398.86 | 6,398.86 |

Run Date: 12/30/2021
 Run Time: 2:40:19PM

Checks Charged Off Detail

Start Date: 7/1/2021 End Date: 12/31/2021

Page: 9
 User: 0

| Jnl. Entry # | Trx. Date | Ref # | Agency | Fund | Rev Code | Ledger | Ledger Desc. | Description | Debit Amount | Credit Amount |
|------------------------------|-----------|----------------|---------|---------|------------|--------|-------------------|-------------|------------------|------------------|
| 1892833 | 9/3/2021 | NSF Check0069 | ARK0000 | ARK0000 | 4099999900 | 120 | DF&A Chargebacks | | | 19,077.59 |
| 1892833 | 9/3/2021 | NSF Check0610 | AGA0000 | AGA0000 | 4010005000 | 999 | Fund Cash Account | 008009713 | 8,957.73 | |
| 1892833 | 9/3/2021 | NSF Check0610 | AGA0000 | AGA0000 | 4010006000 | 999 | Fund Cash Account | 008009713 | 140.00 | |
| 1892833 | 9/3/2021 | NSF Check0610 | AGA0000 | AGA0000 | 4010007000 | 999 | Fund Cash Account | 008009713 | 3,033.80 | |
| 1892833 | 9/3/2021 | NSF Check0610 | ARH0000 | ARH0000 | 4040005000 | 999 | Fund Cash Account | 008009713 | 4,830.00 | |
| 1892833 | 9/3/2021 | NSF Check0610 | AGA0000 | AGA0000 | 4010001001 | 999 | Fund Cash Account | 008009713 | 1,573.00 | |
| 1892833 | 9/3/2021 | NSF Check0610 | AGA0000 | AGA0000 | 4010000900 | 999 | Fund Cash Account | 008009713 | 543.06 | |
| Totals for: 9/3/2021 | | | | | | | Count: 7 | | 19,077.59 | 19,077.59 |
| 1893222 | 9/7/2021 | Various Ch0069 | ARK0000 | ARK0000 | 4099999900 | 122 | Other Chargebacks | | | 410.00 |
| 1893222 | 9/7/2021 | Various Ch0930 | MWW0000 | MWW0000 | 4043002000 | 999 | Fund Cash Account | | 160.00 | |
| 1893222 | 9/7/2021 | Various Ch0960 | SMP0500 | SMP0500 | 4033002000 | 999 | Fund Cash Account | | 250.00 | |
| Totals for: 9/7/2021 | | | | | | | Count: 3 | | 410.00 | 410.00 |
| 1894705 | 9/9/2021 | REV CHG 0069 | ARK0000 | ARK0000 | 4099999900 | 120 | DF&A Chargebacks | | | 25.00 |
| 1894705 | 9/9/2021 | REV CHG 0630 | SMI0000 | SMI0000 | 4021058000 | 999 | Fund Cash Account | | 25.00 | |
| Totals for: 9/9/2021 | | | | | | | Count: 2 | | 25.00 | 25.00 |
| 1895047 | 9/10/2021 | NSF Check0069 | ARK0000 | ARK0000 | 4099999900 | 120 | DF&A Chargebacks | | | 32,972.67 |
| 1895047 | 9/10/2021 | NSF Check0610 | AGA0000 | AGA0000 | 4010005000 | 999 | Fund Cash Account | 008009729 | 6,348.09 | |
| 1895047 | 9/10/2021 | NSF Check0610 | AGA0000 | AGA0000 | 4010007000 | 999 | Fund Cash Account | 008009729 | 419.00 | |
| 1895047 | 9/10/2021 | NSF Check0610 | AGA0000 | AGA0000 | 4013009000 | 999 | Fund Cash Account | 008009729 | 730.00 | |
| 1895047 | 9/10/2021 | NSF Check0610 | AGA0000 | AGA0000 | 4010001001 | 999 | Fund Cash Account | 008009729 | 25,475.58 | |
| Totals for: 9/10/2021 | | | | | | | Count: 5 | | 32,972.67 | 32,972.67 |
| 1897701 | 9/17/2021 | Various Ch0069 | ARK0000 | ARK0000 | 4099999900 | 122 | Other Chargebacks | | | 486.00 |

Run Date: 12/30/2021
 Run Time: 2:40:19PM

Checks Charged Off Detail

Start Date: 7/1/2021 End Date: 12/31/2021

Page: 10
 User: 0

| Jnl. Entry # | Trx. Date | Ref # | Agency | Fund | Rev Code | Ledger | Ledger Desc. | Description | Debit Amount | Credit Amount |
|------------------------------|-----------|----------------|---------|------------|----------|-------------------|-----------------|-------------|------------------|------------------|
| 1897701 | 9/17/2021 | Various Ch0645 | BAA0100 | 4038004000 | 999 | Fund Cash Account | | | 50.00 | |
| 1897701 | 9/17/2021 | Various Ch0710 | PWP2000 | 4047099000 | 999 | Fund Cash Account | | | 50.00 | |
| 1897701 | 9/17/2021 | Various Ch0930 | SAC0000 | 4033001000 | 999 | Fund Cash Account | | | 225.00 | |
| 1897701 | 9/17/2021 | Various Ch0400 | SPS0101 | 4031050000 | 999 | Fund Cash Account | | | 5.00 | |
| 1897701 | 9/17/2021 | Various Ch0645 | MMT0200 | 4033027000 | 999 | Fund Cash Account | | | 80.00 | |
| 1897701 | 9/17/2021 | Various Ch0620 | SMI0000 | 4031102000 | 999 | Fund Cash Account | | | 50.00 | |
| 1897701 | 9/17/2021 | Various Ch0645 | THL0300 | 4041028000 | 999 | Fund Cash Account | | | 26.00 | |
| Totals for: 9/17/2021 | | | | | | | Count: 8 | | 486.00 | 486.00 |
| 1898073 | 9/20/2021 | REV CHG 0069 | ARK0000 | 4099999900 | 120 | DF&A Chargebacks | | | | 25.00 |
| 1898073 | 9/20/2021 | REV CHG 0630 | SMI0000 | 4021058000 | 999 | Fund Cash Account | | | 25.00 | |
| Totals for: 9/20/2021 | | | | | | | Count: 2 | | 25.00 | 25.00 |
| 1898476 | 9/21/2021 | NSF Check0069 | ARK0000 | 4099999900 | 120 | DF&A Chargebacks | | | | 28,025.17 |
| 1898476 | 9/21/2021 | NSF Check0610 | AGA0000 | 4010005000 | 999 | Fund Cash Account | 008009759 | | 1,831.17 | |
| 1898476 | 9/21/2021 | NSF Check0610 | AGA0000 | 4010006000 | 999 | Fund Cash Account | 008009759 | | 600.00 | |
| 1898476 | 9/21/2021 | NSF Check0610 | ARH0000 | 4040006000 | 999 | Fund Cash Account | 008009759 | | 1,510.00 | |
| 1898476 | 9/21/2021 | NSF Check0610 | AGA0000 | 4010001001 | 999 | Fund Cash Account | 008009759 | | 21,754.00 | |
| 1898476 | 9/21/2021 | NSF Check0610 | AGA0000 | 4010000900 | 999 | Fund Cash Account | 008009759 | | 2,330.00 | |
| Totals for: 9/21/2021 | | | | | | | Count: 6 | | 28,025.17 | 28,025.17 |
| 1901466 | 9/28/2021 | NSF Check0069 | ARK0000 | 4099999900 | 120 | DF&A Chargebacks | | | | 19,695.55 |
| 1901466 | 9/28/2021 | NSF Check0610 | AGA0000 | 4010005000 | 999 | Fund Cash Account | 008009772 | | 3,062.13 | |
| 1901466 | 9/28/2021 | NSF Check0610 | AGA0000 | 4010006000 | 999 | Fund Cash Account | 008009772 | | 7,060.00 | |
| 1901466 | 9/28/2021 | NSF Check0610 | AGA0000 | 4010007000 | 999 | Fund Cash Account | 008009772 | | 38.14 | |
| 1901466 | 9/28/2021 | NSF Check0610 | ARH0000 | 4040006000 | 999 | Fund Cash Account | 008009772 | | 1,000.00 | |

Run Date: 12/30/2021
 Run Time: 2:40:19PM

Checks Charged Off Detail

Start Date: 7/1/2021 End Date: 12/31/2021

Page: 11
 User: 0

| Jnl. Entry # | Trx. Date | Ref # | Agency | Fund | Rev Code | Ledger | Ledger Desc. | Description | Debit Amount | Credit Amount |
|------------------------------|-----------|------------|--------|---------|------------|--------|-------------------|-------------|------------------|------------------|
| 1901466 | 9/28/2021 | NSF Check | 0610 | AGA0000 | 4010001001 | 999 | Fund Cash Account | 008009772 | 6,455.28 | |
| 1901466 | 9/28/2021 | NSF Check | 0610 | AGA0000 | 4010000900 | 999 | Fund Cash Account | 008009772 | 2,080.00 | |
| 1901500 | 9/28/2021 | Various Ch | 0069 | ARK0000 | 4099999900 | 122 | Other Chargebacks | | | 1,176.25 |
| 1901500 | 9/28/2021 | Various Ch | 0090 | RRA0000 | 4033014000 | 999 | Fund Cash Account | | 300.00 | |
| 1901500 | 9/28/2021 | Various Ch | 0248 | NRE0001 | 4042002000 | 999 | Fund Cash Account | | 20.00 | |
| 1901500 | 9/28/2021 | Various Ch | 0283 | NPB0000 | 4043002000 | 999 | Fund Cash Account | | 106.25 | |
| 1901500 | 9/28/2021 | Various Ch | 0390 | TJW0100 | 4041028000 | 999 | Fund Cash Account | | 100.00 | |
| 1901500 | 9/28/2021 | Various Ch | 0960 | SMP0600 | 4033021000 | 999 | Fund Cash Account | | 40.00 | |
| 1901500 | 9/28/2021 | Various Ch | 0960 | SMP0500 | 4031100000 | 999 | Fund Cash Account | | 250.00 | |
| 1901500 | 9/28/2021 | Various Ch | 0930 | TPE0000 | 4031004000 | 999 | Fund Cash Account | | 200.00 | |
| 1901500 | 9/28/2021 | Various Ch | 0292 | NSA0000 | 4041007000 | 999 | Fund Cash Account | | 60.00 | |
| 1901500 | 9/28/2021 | Various Ch | 0292 | NSA0000 | 4042002000 | 999 | Fund Cash Account | | 100.00 | |
| Totals for: 9/28/2021 | | | | | | | Count: 17 | | 20,871.80 | 20,871.80 |
| 1901905 | 9/29/2021 | Various ch | 0069 | ARK0000 | 4099999900 | 122 | Other Chargebacks | | | 179.08 |
| 1901905 | 9/29/2021 | Various ch | 0470 | MHC0100 | 4041028000 | 999 | Fund Cash Account | | 179.08 | |
| Totals for: 9/29/2021 | | | | | | | Count: 2 | | 179.08 | 179.08 |
| 1902934 | 10/1/2021 | VARIOUS | 0069 | ARK0000 | 4099999900 | 122 | Other Chargebacks | | | 339.00 |
| 1902934 | 10/1/2021 | VARIOUS | 0645 | BAA0100 | 4038004000 | 999 | Fund Cash Account | | 10.00 | |
| 1902934 | 10/1/2021 | VARIOUS | 0960 | SMP0100 | 4031062000 | 999 | Fund Cash Account | | 15.00 | |
| 1902934 | 10/1/2021 | VARIOUS | 0645 | BAA2000 | 4031019000 | 999 | Fund Cash Account | | 50.00 | |
| 1902934 | 10/1/2021 | VARIOUS | 0620 | SMI0000 | 4031102000 | 999 | Fund Cash Account | | 250.00 | |
| 1902934 | 10/1/2021 | VARIOUS | 0645 | THL0300 | 4041028000 | 999 | Fund Cash Account | | 14.00 | |
| Totals for: 10/1/2021 | | | | | | | Count: 6 | | 339.00 | 339.00 |

Run Date: 12/30/2021
 Run Time: 2:40:19PM

Checks Charged Off Detail

Start Date: 7/1/2021 End Date: 12/31/2021

Page: 12
 User: 0

| Jnl. Entry # | Trx. Date | Ref # | Agency | Fund | Rev Code | Ledger | Ledger Desc. | Description | Debit Amount | Credit Amount |
|-------------------------------|------------|---------------|--------|---------|------------|--------|-------------------|-------------|-------------------|-------------------|
| 1905123 | 10/7/2021 | NSF Check0069 | 0069 | ARK0000 | 4099999900 | 120 | DF&A Chargebacks | | | 80,184.42 |
| 1905123 | 10/7/2021 | NSF Check0610 | 0610 | AGA0000 | 4010005000 | 999 | Fund Cash Account | 008009784 | 253.87 | |
| 1905123 | 10/7/2021 | NSF Check0610 | 0610 | AGA0000 | 4010006000 | 999 | Fund Cash Account | 008009784 | 1,130.00 | |
| 1905123 | 10/7/2021 | NSF Check0610 | 0610 | AGA0000 | 4010007000 | 999 | Fund Cash Account | 008009784 | 19,300.00 | |
| 1905123 | 10/7/2021 | NSF Check0610 | 0610 | ARH0000 | 4040006000 | 999 | Fund Cash Account | 008009784 | 54,000.00 | |
| 1905123 | 10/7/2021 | NSF Check0610 | 0610 | AGA0000 | 4010001001 | 999 | Fund Cash Account | 008009784 | 5,400.55 | |
| 1905123 | 10/7/2021 | NSF Check0610 | 0610 | AGA0000 | 4010000900 | 999 | Fund Cash Account | 008009784 | 100.00 | |
| Totals for: 10/7/2021 | | | | | | | Count: 7 | | 80,184.42 | 80,184.42 |
| 1905832 | 10/11/2021 | REV CHG 0069 | 0069 | ARK0000 | 4099999900 | 120 | DF&A Chargebacks | | | 17.46 |
| 1905832 | 10/11/2021 | REV CHG 0630 | 0630 | RRA0000 | 4020011000 | 999 | Fund Cash Account | | 17.46 | |
| Totals for: 10/11/2021 | | | | | | | Count: 2 | | 17.46 | 17.46 |
| 1906529 | 10/13/2021 | NSF Check0069 | 0069 | ARK0000 | 4099999900 | 120 | DF&A Chargebacks | | | 137,243.46 |
| 1906529 | 10/13/2021 | NSF Check0610 | 0610 | AGA0000 | 4010005000 | 999 | Fund Cash Account | 008009792 | 1,354.08 | |
| 1906529 | 10/13/2021 | NSF Check0610 | 0610 | AGA0000 | 4010006000 | 999 | Fund Cash Account | 008009792 | 100,000.00 | |
| 1906529 | 10/13/2021 | NSF Check0610 | 0610 | AGA0000 | 4010007000 | 999 | Fund Cash Account | 008009792 | 2,872.65 | |
| 1906529 | 10/13/2021 | NSF Check0610 | 0610 | AGA0000 | 4010001001 | 999 | Fund Cash Account | 008009792 | 29,196.21 | |
| 1906529 | 10/13/2021 | NSF Check0090 | 0090 | RRA0000 | 4020011001 | 999 | Fund Cash Account | 008009792 | 3,000.00 | |
| 1906529 | 10/13/2021 | NSF Check0610 | 0610 | AGA0000 | 4010000900 | 999 | Fund Cash Account | 008009792 | 820.52 | |
| Totals for: 10/13/2021 | | | | | | | Count: 7 | | 137,243.46 | 137,243.46 |
| 1908470 | 10/18/2021 | VARIOUS 0069 | 0069 | ARK0000 | 4099999900 | 122 | Other Chargebacks | | | 1,439.52 |
| 1908470 | 10/18/2021 | VARIOUS 0385 | 0385 | NVA0000 | 4044003000 | 999 | Fund Cash Account | | 775.00 | |
| 1908470 | 10/18/2021 | VARIOUS 0258 | 0258 | NTT0000 | 4043001000 | 999 | Fund Cash Account | | 144.00 | |
| 1908470 | 10/18/2021 | VARIOUS 0258 | 0258 | NTT0000 | 4043002000 | 999 | Fund Cash Account | | 150.00 | |

Run Date: 12/30/2021
 Run Time: 2:40:19PM

Checks Charged Off Detail

Start Date: 7/1/2021 End Date: 12/31/2021

Page: 13
 User: 0

| Jnl. Entry # | Trx. Date | Ref # | Agency | Fund | Rev Code | Ledger | Ledger Desc. | Description | Debit Amount | Credit Amount |
|-------------------------------|------------|------------|--------|---------|------------|--------|-------------------|-------------|-----------------|-----------------|
| 1908470 | 10/18/2021 | VARIOUS | 0385 | NVA0900 | 4044003000 | 999 | Fund Cash Account | | 370.52 | |
| 1908476 | 10/18/2021 | VARIOUS | 0069 | ARK0000 | 4099999900 | 122 | Other Chargebacks | | | 20.00 |
| 1908476 | 10/18/2021 | VARIOUS | 0800 | MLS0200 | 4033027000 | 999 | Fund Cash Account | | 20.00 | |
| Totals for: 10/18/2021 | | | | | | | Count: 7 | | 1,459.52 | 1,459.52 |
| 1908962 | 10/19/2021 | NSF Check | 0069 | ARK0000 | 4099999900 | 120 | DF&A Chargebacks | | | 3,305.98 |
| 1908962 | 10/19/2021 | NSF Check | 0610 | AGA0000 | 4010005000 | 999 | Fund Cash Account | 008009800 | 2,827.63 | |
| 1908962 | 10/19/2021 | NSF Check | 0610 | AGA0000 | 4010007000 | 999 | Fund Cash Account | 008009800 | 332.00 | |
| 1908962 | 10/19/2021 | NSF Check | 0610 | AGA0000 | 4010001001 | 999 | Fund Cash Account | 008009800 | 5.00 | |
| 1908962 | 10/19/2021 | NSF Check | 0610 | AGA0000 | 4010000900 | 999 | Fund Cash Account | 008009800 | 141.35 | |
| Totals for: 10/19/2021 | | | | | | | Count: 5 | | 3,305.98 | 3,305.98 |
| 1910696 | 10/21/2021 | Various Ch | 0069 | ARK0000 | 4099999900 | 122 | Other Chargebacks | | | 845.00 |
| 1910696 | 10/21/2021 | Various Ch | 0228 | NEC0000 | 4041002000 | 999 | Fund Cash Account | | 100.00 | |
| 1910696 | 10/21/2021 | Various Ch | 0248 | NRE0001 | 4043002000 | 999 | Fund Cash Account | | 50.00 | |
| 1910696 | 10/21/2021 | Various Ch | 0248 | NRE0002 | 4041028000 | 999 | Fund Cash Account | | 25.00 | |
| 1910696 | 10/21/2021 | Various Ch | 0710 | PWP2000 | 4047099000 | 999 | Fund Cash Account | | 320.00 | |
| 1910696 | 10/21/2021 | Various Ch | 0645 | BAA2000 | 4031019000 | 999 | Fund Cash Account | | 100.00 | |
| 1910696 | 10/21/2021 | Various Ch | 0645 | BAA2000 | 4031017000 | 999 | Fund Cash Account | | 50.00 | |
| 1910696 | 10/21/2021 | Various Ch | 0224 | NLC0000 | 4043002000 | 999 | Fund Cash Account | | 50.00 | |
| 1910696 | 10/21/2021 | Various Ch | 0268 | NDB0000 | 4041002000 | 999 | Fund Cash Account | | 150.00 | |
| Totals for: 10/21/2021 | | | | | | | Count: 9 | | 845.00 | 845.00 |
| 1911145 | 10/22/2021 | Various Ch | 0069 | ARK0000 | 4099999900 | 122 | Other Chargebacks | | | 477.00 |
| 1911145 | 10/22/2021 | Various Ch | 0645 | BAA0100 | 4031068000 | 999 | Fund Cash Account | | 35.00 | |
| 1911145 | 10/22/2021 | Various Ch | 0645 | BAA0100 | 4038004000 | 999 | Fund Cash Account | | 12.00 | |

Run Date: 12/30/2021
 Run Time: 2:40:19PM

Checks Charged Off Detail

Start Date: 7/1/2021 End Date: 12/31/2021

Page: 14
 User: 0

| Jnl. Entry # | Trx. Date | Ref # | Agency | Fund | Rev Code | Ledger | Ledger Desc. | Description | Debit Amount | Credit Amount | |
|-------------------------------|------------|----------------|--------|---------|------------|--------|-------------------|-------------|------------------|------------------|------------------|
| 1911145 | 10/22/2021 | Various Ch0645 | Ch0645 | BAA0100 | 4041028000 | 999 | Fund Cash Account | | 50.00 | | |
| 1911145 | 10/22/2021 | Various Ch0800 | Ch0800 | MLS0100 | 4031012000 | 999 | Fund Cash Account | | 25.00 | | |
| 1911145 | 10/22/2021 | Various Ch0800 | Ch0800 | MLS0100 | 4033006000 | 999 | Fund Cash Account | | 20.00 | | |
| 1911145 | 10/22/2021 | Various Ch0800 | Ch0800 | MLS0200 | 4033027000 | 999 | Fund Cash Account | | 75.00 | | |
| 1911145 | 10/22/2021 | Various Ch0620 | Ch0620 | SMI0000 | 4031102000 | 999 | Fund Cash Account | | 100.00 | | |
| 1911145 | 10/22/2021 | Various Ch0645 | Ch0645 | THL0300 | 4041028000 | 999 | Fund Cash Account | | 10.00 | | |
| 1911145 | 10/22/2021 | Various Ch9910 | Ch9910 | SHA0200 | 4033028000 | 999 | Fund Cash Account | | 150.00 | | |
| Totals for: 10/22/2021 | | | | | | | | | Count: 10 | 477.00 | 477.00 |
| 1911573 | 10/25/2021 | REV CHG 0069 | 0069 | ARK0000 | 4099999900 | 120 | DF&A Chargebacks | | | 9,076.50 | |
| 1911573 | 10/25/2021 | REV CHG 0630 | 0630 | TAX0000 | 4040016000 | 999 | Fund Cash Account | | 9,076.50 | | |
| Totals for: 10/25/2021 | | | | | | | | | Count: 2 | 9,076.50 | 9,076.50 |
| 1911986 | 10/26/2021 | NSF Check0069 | 0069 | ARK0000 | 4099999900 | 120 | DF&A Chargebacks | | | 35,691.19 | |
| 1911986 | 10/26/2021 | NSF Check0610 | 0610 | AGA0000 | 4010005000 | 999 | Fund Cash Account | 008009809 | 13,418.19 | | |
| 1911986 | 10/26/2021 | NSF Check0610 | 0610 | AGA0000 | 4010006000 | 999 | Fund Cash Account | 008009809 | 15,000.00 | | |
| 1911986 | 10/26/2021 | NSF Check0610 | 0610 | AGA0000 | 4010007000 | 999 | Fund Cash Account | 008009809 | 2,483.00 | | |
| 1911986 | 10/26/2021 | NSF Check0610 | 0610 | AGA0000 | 4010001001 | 999 | Fund Cash Account | 008009809 | 4,140.00 | | |
| 1911986 | 10/26/2021 | NSF Check0610 | 0610 | AGA0000 | 4010000900 | 999 | Fund Cash Account | 008009809 | 650.00 | | |
| Totals for: 10/26/2021 | | | | | | | | | Count: 6 | 35,691.19 | 35,691.19 |
| 1912395 | 10/27/2021 | Various ch0069 | 0069 | ARK0000 | 4099999900 | 122 | Other Chargebacks | | | 80.00 | |
| 1912395 | 10/27/2021 | Various ch0930 | 0930 | MWW0000 | 4043002000 | 999 | Fund Cash Account | | 80.00 | | |
| Totals for: 10/27/2021 | | | | | | | | | Count: 2 | 80.00 | 80.00 |
| 1912825 | 10/28/2021 | Various ch0069 | 0069 | ARK0000 | 4099999900 | 122 | Other Chargebacks | | | 10.00 | |

Run Date: 12/30/2021
 Run Time: 2:40:19PM

Checks Charged Off Detail

Start Date: 7/1/2021 End Date: 12/31/2021

Page: 15
 User: 0

| Jnl. Entry # | Trx. Date | Ref # | Agency | Fund | Rev Code | Ledger | Ledger Desc. | Description | Debit Amount | Credit Amount |
|-------------------------------|------------|------------|--------|---------|------------|--------|-------------------|-------------|-------------------|-------------------|
| 1912825 | 10/28/2021 | Various ch | 0520 | NRS0001 | 4041002000 | 999 | Fund Cash Account | | 10.00 | |
| Totals for: 10/28/2021 | | | | | | | Count: 2 | | 10.00 | 10.00 |
| 1915149 | 11/3/2021 | NSF Check | 0069 | ARK0000 | 4099999900 | 120 | DF&A Chargebacks | | | 172,397.83 |
| 1915149 | 11/3/2021 | NSF Check | 0610 | AGA0000 | 4010005000 | 999 | Fund Cash Account | 008009822 | 139,433.36 | |
| 1915149 | 11/3/2021 | NSF Check | 0610 | AGA0000 | 4010006000 | 999 | Fund Cash Account | 008009822 | 14,717.00 | |
| 1915149 | 11/3/2021 | NSF Check | 0610 | AGA0000 | 4010007000 | 999 | Fund Cash Account | 008009822 | 1,102.24 | |
| 1915149 | 11/3/2021 | NSF Check | 0610 | ARH0000 | 4040005000 | 999 | Fund Cash Account | 008009822 | 182.00 | |
| 1915149 | 11/3/2021 | NSF Check | 0610 | AGA0000 | 4010001001 | 999 | Fund Cash Account | 008009822 | 15,558.71 | |
| 1915149 | 11/3/2021 | NSF Check | 0610 | AGA0000 | 4010000900 | 999 | Fund Cash Account | 008009822 | 1,404.52 | |
| Totals for: 11/3/2021 | | | | | | | Count: 7 | | 172,397.83 | 172,397.83 |
| 1916292 | 11/4/2021 | NSF Check | 0069 | ARK0000 | 4099999900 | 120 | DF&A Chargebacks | | | 22,513.00 |
| 1916292 | 11/4/2021 | NSF Check | 0610 | AGA0000 | 4010005000 | 999 | Fund Cash Account | 008009825 | 22,513.00 | |
| Totals for: 11/4/2021 | | | | | | | Count: 2 | | 22,513.00 | 22,513.00 |
| 1917453 | 11/9/2021 | various ch | 0069 | ARK0000 | 4099999900 | 122 | Other Chargebacks | | | 1,153.20 |
| 1917453 | 11/9/2021 | various ch | 0645 | BAA0100 | 4031068000 | 999 | Fund Cash Account | | 70.00 | |
| 1917453 | 11/9/2021 | various ch | 0645 | BAA0100 | 4031069000 | 999 | Fund Cash Account | | 1,033.20 | |
| 1917453 | 11/9/2021 | various ch | 0620 | SMI0000 | 4031102000 | 999 | Fund Cash Account | | 50.00 | |
| Totals for: 11/9/2021 | | | | | | | Count: 4 | | 1,153.20 | 1,153.20 |
| 1917854 | 11/10/2021 | NSF Check | 0069 | ARK0000 | 4099999900 | 120 | DF&A Chargebacks | | | 35,646.35 |
| 1917854 | 11/10/2021 | NSF Check | 0610 | AGA0000 | 4010005000 | 999 | Fund Cash Account | 008009835 | 3,935.16 | |
| 1917854 | 11/10/2021 | NSF Check | 0610 | AGA0000 | 4010006000 | 999 | Fund Cash Account | 008009835 | 3,000.00 | |
| 1917854 | 11/10/2021 | NSF Check | 0610 | AGA0000 | 4010007000 | 999 | Fund Cash Account | 008009835 | 6,833.81 | |

Run Date: 12/30/2021
 Run Time: 2:40:19PM

Checks Charged Off Detail

Start Date: 7/1/2021 End Date: 12/31/2021

Page: 16
 User: 0

| Jnl. Entry # | Trx. Date | Ref # | Agency | Fund | Rev Code | Ledger | Ledger Desc. | Description | Debit Amount | Credit Amount |
|-------------------------------|------------|------------|--------|---------|------------|--------|-------------------|-------------|------------------|------------------|
| 1917854 | 11/10/2021 | NSF Check | 0610 | AGA0000 | 4010001001 | 999 | Fund Cash Account | 008009835 | 21,877.38 | |
| Totals for: 11/10/2021 | | | | | | | Count: 5 | | 35,646.35 | 35,646.35 |
| 1918335 | 11/12/2021 | Various ch | 0069 | ARK0000 | 4099999900 | 122 | Other Chargebacks | | | 10,500.00 |
| 1918335 | 11/12/2021 | Various ch | 0710 | MHS0100 | 4050001000 | 999 | Fund Cash Account | | 10,500.00 | |
| Totals for: 11/12/2021 | | | | | | | Count: 2 | | 10,500.00 | 10,500.00 |
| 1918682 | 11/15/2021 | REV CHG | 0069 | ARK0000 | 4099999900 | 120 | DF&A Chargebacks | | | 1,473.00 |
| 1918682 | 11/15/2021 | REV CHG | 0630 | TAX0000 | 4040016000 | 999 | Fund Cash Account | | 1,473.00 | |
| Totals for: 11/15/2021 | | | | | | | Count: 2 | | 1,473.00 | 1,473.00 |
| 1919468 | 11/17/2021 | Various Ch | 0069 | ARK0000 | 4099999900 | 122 | Other Chargebacks | | | 50.00 |
| 1919468 | 11/17/2021 | Various Ch | 0390 | TJW0100 | 4041004000 | 999 | Fund Cash Account | | 50.00 | |
| Totals for: 11/17/2021 | | | | | | | Count: 2 | | 50.00 | 50.00 |
| 1921606 | 11/19/2021 | NSF Check | 0069 | ARK0000 | 4099999900 | 120 | DF&A Chargebacks | | | 7,875.10 |
| 1921606 | 11/19/2021 | NSF Check | 0610 | AGA0000 | 4010005000 | 999 | Fund Cash Account | 008009850 | 4,032.64 | |
| 1921606 | 11/19/2021 | NSF Check | 0610 | AGA0000 | 4010001001 | 999 | Fund Cash Account | 008009850 | 3,842.46 | |
| Totals for: 11/19/2021 | | | | | | | Count: 3 | | 7,875.10 | 7,875.10 |
| 1922021 | 11/22/2021 | REV CHG | 0069 | ARK0000 | 4099999900 | 120 | DF&A Chargebacks | | | 100.00 |
| 1922021 | 11/22/2021 | REV CHG | 0630 | AGA0000 | 4013004000 | 999 | Fund Cash Account | | 100.00 | |
| Totals for: 11/22/2021 | | | | | | | Count: 2 | | 100.00 | 100.00 |
| 1922509 | 11/23/2021 | VAR CHGE | 0279 | SDB0100 | 4033027000 | 999 | Fund Cash Account | | | 60.00 |
| 1922509 | 11/23/2021 | VAR CHGE | 0280 | NBO0000 | 4043002000 | 999 | Fund Cash Account | | 60.00 | |

Run Date: 12/30/2021
 Run Time: 2:40:19PM

Checks Charged Off Detail

Start Date: 7/1/2021 End Date: 12/31/2021

Page: 17
 User: 0

| Jnl. Entry # | Trx. Date | Ref # | Agency | Fund | Rev Code | Ledger | Ledger Desc. | Description | Debit Amount | Credit Amount |
|-------------------------------|------------|----------------|---------|------------|----------|-------------------|-----------------|-------------|------------------|------------------|
| Totals for: 11/23/2021 | | | | | | | Count: 2 | | 60.00 | 60.00 |
| 1922933 | 11/24/2021 | NSF Check0069 | ARK0000 | 4099999900 | 120 | DF&A Chargebacks | | | | 37,248.72 |
| 1922933 | 11/24/2021 | NSF Check0610 | AGA0000 | 4010005000 | 999 | Fund Cash Account | 008009855 | | 14,229.29 | |
| 1922933 | 11/24/2021 | NSF Check0610 | AGA0000 | 4010007000 | 999 | Fund Cash Account | 008009855 | | 8,135.15 | |
| 1922933 | 11/24/2021 | NSF Check0610 | ARH0000 | 4040005000 | 999 | Fund Cash Account | 008009855 | | 993.32 | |
| 1922933 | 11/24/2021 | NSF Check0610 | AGA0000 | 4010001001 | 999 | Fund Cash Account | 008009855 | | 12,341.54 | |
| 1922933 | 11/24/2021 | NSF Check0610 | AGA0000 | 4010000900 | 999 | Fund Cash Account | 008009855 | | 1,549.42 | |
| Totals for: 11/24/2021 | | | | | | | Count: 6 | | 37,248.72 | 37,248.72 |
| 1923431 | 11/29/2021 | REV CHG 0069 | ARK0000 | 4099999900 | 120 | DF&A Chargebacks | | | | 850.00 |
| 1923431 | 11/29/2021 | REV CHG 0630 | SMI0000 | 4022012000 | 999 | Fund Cash Account | | | 850.00 | |
| 1923436 | 11/29/2021 | Various ch0069 | ARK0000 | 4099999900 | 122 | Other Chargebacks | | | | 4,547.62 |
| 1923436 | 11/29/2021 | Various ch0090 | RRA0000 | 4047099000 | 999 | Fund Cash Account | | | 3,355.62 | |
| 1923436 | 11/29/2021 | Various ch0248 | NRE0001 | 4041012000 | 999 | Fund Cash Account | | | 60.00 | |
| 1923436 | 11/29/2021 | Various ch0645 | BAA0100 | 4031068000 | 999 | Fund Cash Account | | | 105.00 | |
| 1923436 | 11/29/2021 | Various ch0645 | BAA0100 | 4038004000 | 999 | Fund Cash Account | | | 5.00 | |
| 1923436 | 11/29/2021 | Various ch0710 | PWP2000 | 4047099000 | 999 | Fund Cash Account | | | 10.00 | |
| 1923436 | 11/29/2021 | Various ch0710 | PWP2000 | 4047099000 | 999 | Fund Cash Account | | | 80.00 | |
| 1923436 | 11/29/2021 | Various ch0645 | BAA2000 | 4031019000 | 999 | Fund Cash Account | | | 50.00 | |
| 1923436 | 11/29/2021 | Various ch0206 | NAI0000 | 4041007000 | 999 | Fund Cash Account | | | 600.00 | |
| 1923436 | 11/29/2021 | Various ch0268 | NDB0000 | 4041002000 | 999 | Fund Cash Account | | | 75.00 | |
| 1923436 | 11/29/2021 | Various ch0620 | SMI0000 | 4031102000 | 999 | Fund Cash Account | | | 100.00 | |
| 1923436 | 11/29/2021 | Various ch0645 | THL0300 | 4041028000 | 999 | Fund Cash Account | | | 7.00 | |
| 1923436 | 11/29/2021 | Various ch0320 | SAB0100 | 4043002000 | 999 | Fund Cash Account | | | 100.00 | |

Run Date: 12/30/2021
 Run Time: 2:40:19PM

Checks Charged Off Detail

Start Date: 7/1/2021 End Date: 12/31/2021

Page: 18
 User: 0

| Jnl. Entry # | Trx. Date | Ref # | Agency | Fund | Rev Code | Ledger | Ledger Desc. | Description | Debit Amount | Credit Amount |
|-------------------------------|------------|------------|--------|---------|------------|--------|-------------------|-------------|-----------------|-----------------|
| 1923438 | 11/29/2021 | VARIOUS | 0069 | ARK0000 | 4099999900 | 122 | Other Chargebacks | | | 1,213.90 |
| 1923438 | 11/29/2021 | VARIOUS | 0090 | RRA0000 | 4047099000 | 999 | Fund Cash Account | | 237.03 | |
| 1923438 | 11/29/2021 | VARIOUS | 0090 | RRA0000 | 4047099000 | 999 | Fund Cash Account | | 976.87 | |
| 1923519 | 11/29/2021 | REV CHG | 0630 | AGA0000 | 4013004000 | 999 | Fund Cash Account | | | 100.00 |
| 1923519 | 11/29/2021 | REV CHG | 0630 | STR0100 | 4033031000 | 999 | Fund Cash Account | | 100.00 | |
| Totals for: 11/29/2021 | | | | | | | Count: 20 | | 6,711.52 | 6,711.52 |
| 1925954 | 12/3/2021 | NSF Check | 0069 | ARK0000 | 4099999900 | 120 | DF&A Chargebacks | | | 24,645.83 |
| 1925954 | 12/3/2021 | NSF Check | 0610 | AGA0000 | 4010005000 | 999 | Fund Cash Account | 008009867 | 352.31 | |
| 1925954 | 12/3/2021 | NSF Check | 0610 | AGA0000 | 4010006000 | 999 | Fund Cash Account | 008009867 | 4,520.00 | |
| 1925954 | 12/3/2021 | NSF Check | 0610 | AGA0000 | 4010007000 | 999 | Fund Cash Account | 008009867 | 130.08 | |
| 1925954 | 12/3/2021 | NSF Check | 0610 | AGA0000 | 4010001001 | 999 | Fund Cash Account | 008009867 | 19,384.34 | |
| 1925954 | 12/3/2021 | NSF Check | 0610 | AGA0000 | 4010000900 | 999 | Fund Cash Account | 008009867 | 259.10 | |
| 1925977 | 12/3/2021 | Various Ch | 0023 | MJF0100 | 4041028000 | 999 | Fund Cash Account | | 485.00 | |
| 1925977 | 12/3/2021 | Various Ch | 0069 | ARK0000 | 4099999900 | 122 | Other Chargebacks | | | 3,080.00 |
| 1925977 | 12/3/2021 | Various Ch | 0150 | SML0000 | 4023015000 | 999 | Fund Cash Account | | 25.00 | |
| 1925977 | 12/3/2021 | Various Ch | 0430 | SIL0100 | 4033015000 | 999 | Fund Cash Account | | 425.00 | |
| 1925977 | 12/3/2021 | Various Ch | 0620 | TAJ0300 | 4041028000 | 999 | Fund Cash Account | | 757.50 | |
| 1925977 | 12/3/2021 | Various Ch | 0710 | PWP2000 | 4047099000 | 999 | Fund Cash Account | | 60.00 | |
| 1925977 | 12/3/2021 | Various Ch | 0960 | SEF0100 | 4031005000 | 999 | Fund Cash Account | | 15.00 | |
| 1925977 | 12/3/2021 | Various Ch | 0960 | SMP0100 | 4031075000 | 999 | Fund Cash Account | | 10.00 | |
| 1925977 | 12/3/2021 | Various Ch | 0960 | SMP8800 | 4022004000 | 999 | Fund Cash Account | | 455.00 | |
| 1925977 | 12/3/2021 | Various Ch | 0990 | MJA0100 | 4031005000 | 999 | Fund Cash Account | | 10.00 | |
| 1925977 | 12/3/2021 | Various Ch | 0620 | SEP0000 | 4021029000 | 999 | Fund Cash Account | | 62.50 | |
| 1925977 | 12/3/2021 | Various Ch | 0224 | NLC0000 | 4043002000 | 999 | Fund Cash Account | | 100.00 | |

Run Date: 12/30/2021
 Run Time: 2:40:19PM

Checks Charged Off Detail

Start Date: 7/1/2021 End Date: 12/31/2021

Page: 19
 User: 0

| Jnl. Entry # | Trx. Date | Ref # | Agency | Fund | Rev Code | Ledger | Ledger Desc. | Description | Debit Amount | Credit Amount |
|-------------------------------|------------|----------------|---------|------------|----------|-------------------|------------------|-------------|------------------|------------------|
| 1925977 | 12/3/2021 | Various Ch0610 | SDV0000 | 4021055000 | 999 | Fund Cash Account | | | 25.00 | |
| 1925977 | 12/3/2021 | Various Ch0390 | TJW0100 | 4041004000 | 999 | Fund Cash Account | | | 100.00 | |
| 1925977 | 12/3/2021 | Various Ch9910 | SHA0200 | 4033028000 | 999 | Fund Cash Account | | | 550.00 | |
| Totals for: 12/3/2021 | | | | | | | Count: 21 | | 27,725.83 | 27,725.83 |
| 1927120 | 12/8/2021 | NSF Check0069 | ARK0000 | 4099999900 | 120 | DF&A Chargebacks | | | | 42,326.69 |
| 1927120 | 12/8/2021 | NSF Check0610 | AGA0000 | 4010005000 | 999 | Fund Cash Account | 008009877 | | 2,673.06 | |
| 1927120 | 12/8/2021 | NSF Check0610 | AGA0000 | 4010006000 | 999 | Fund Cash Account | 008009877 | | 5,000.00 | |
| 1927120 | 12/8/2021 | NSF Check0610 | AGA0000 | 4010007000 | 999 | Fund Cash Account | 008009877 | | 3,519.78 | |
| 1927120 | 12/8/2021 | NSF Check0610 | AGA0000 | 4013009000 | 999 | Fund Cash Account | 008009877 | | 19,483.00 | |
| 1927120 | 12/8/2021 | NSF Check0610 | AGA0000 | 4010001001 | 999 | Fund Cash Account | 008009877 | | 10,500.00 | |
| 1927120 | 12/8/2021 | NSF Check0610 | AGA0000 | 4010000900 | 999 | Fund Cash Account | 008009877 | | 122.00 | |
| 1927120 | 12/8/2021 | NSF Check0930 | TUT0000 | 4021009001 | 999 | Fund Cash Account | 008009877 | | 1,028.85 | |
| Totals for: 12/8/2021 | | | | | | | Count: 8 | | 42,326.69 | 42,326.69 |
| 1927508 | 12/9/2021 | NSF Check0069 | ARK0000 | 4099999900 | 120 | DF&A Chargebacks | | | | 1,900.00 |
| 1927508 | 12/9/2021 | NSF Check0610 | AGA0000 | 4010006000 | 999 | Fund Cash Account | 008009878 | | 1,900.00 | |
| Totals for: 12/9/2021 | | | | | | | Count: 2 | | 1,900.00 | 1,900.00 |
| 1929419 | 12/15/2021 | REV CHG 0069 | ARK0000 | 4099999900 | 120 | DF&A Chargebacks | | | | 798.13 |
| 1929419 | 12/15/2021 | REV CHG 0630 | TAX0000 | 4040016000 | 999 | Fund Cash Account | | | 798.13 | |
| Totals for: 12/15/2021 | | | | | | | Count: 2 | | 798.13 | 798.13 |
| 1930569 | 12/16/2021 | NSF Check0069 | ARK0000 | 4099999900 | 120 | DF&A Chargebacks | | | | 12,335.72 |
| 1930569 | 12/16/2021 | NSF Check0610 | AGA0000 | 4010005000 | 999 | Fund Cash Account | 008009893 | | 159.42 | |
| 1930569 | 12/16/2021 | NSF Check0610 | AGA0000 | 4010006000 | 999 | Fund Cash Account | 008009893 | | 2,700.00 | |

Run Date: 12/30/2021
 Run Time: 2:40:19PM

Checks Charged Off Detail

Start Date: 7/1/2021 End Date: 12/31/2021

Page: 20
 User: 0

| Jnl. Entry # | Trx. Date | Ref # | Agency | Fund | Rev Code | Ledger | Ledger Desc. | Description | Debit Amount | Credit Amount |
|-------------------------------|------------|----------------|--------|---------|------------|--------|-------------------|-------------|-------------------|-------------------|
| 1930569 | 12/16/2021 | NSF Check0610 | 0610 | AGA0000 | 4010001001 | 999 | Fund Cash Account | 008009893 | 7,733.40 | |
| 1930569 | 12/16/2021 | NSF Check0090 | 0090 | RRA0000 | 4020011001 | 999 | Fund Cash Account | 008009893 | 792.50 | |
| 1930569 | 12/16/2021 | NSF Check0610 | 0610 | ARHDSMV | 4040022000 | 999 | Fund Cash Account | 008009893 | 950.40 | |
| 1930605 | 12/16/2021 | Various Ch0069 | 0069 | ARK0000 | 4099999900 | 122 | Other Chargebacks | | | 75.00 |
| 1930605 | 12/16/2021 | Various Ch0248 | 0248 | NRE0001 | 4043002000 | 999 | Fund Cash Account | | 50.00 | |
| 1930605 | 12/16/2021 | Various Ch0248 | 0248 | NRE0002 | 4041028000 | 999 | Fund Cash Account | | 25.00 | |
| Totals for: 12/16/2021 | | | | | | | Count: 9 | | 12,410.72 | 12,410.72 |
| 1931852 | 12/20/2021 | REV CHG 0069 | 0069 | ARK0000 | 4099999900 | 120 | DF&A Chargebacks | | | 12.60 |
| 1931852 | 12/20/2021 | REV CHG 0630 | 0630 | TAX0000 | 4040016000 | 999 | Fund Cash Account | | 12.60 | |
| 1931847 | 12/20/2021 | VARIOUS 0069 | 0069 | ARK0000 | 4099999900 | 122 | Other Chargebacks | | | 115,823.50 |
| 1931847 | 12/20/2021 | VARIOUS 0455 | 0455 | NSW0101 | 4047009700 | 999 | Fund Cash Account | | 2,301.14 | |
| 1931847 | 12/20/2021 | VARIOUS 0455 | 0455 | NSW0101 | 4049017000 | 999 | Fund Cash Account | | 1,831.36 | |
| 1931847 | 12/20/2021 | VARIOUS 0930 | 0930 | TPE0000 | 4031002000 | 999 | Fund Cash Account | | 36,698.20 | |
| 1931847 | 12/20/2021 | VARIOUS 0930 | 0930 | TPE0000 | 4031004000 | 999 | Fund Cash Account | | 200.00 | |
| 1931847 | 12/20/2021 | VARIOUS 0930 | 0930 | TPET500 | 4031002000 | 999 | Fund Cash Account | | 74,792.80 | |
| Totals for: 12/20/2021 | | | | | | | Count: 8 | | 115,836.10 | 115,836.10 |
| 1932785 | 12/22/2021 | NSF Check0069 | 0069 | ARK0000 | 4099999900 | 120 | DF&A Chargebacks | | | 79,484.03 |
| 1932785 | 12/22/2021 | NSF Check0610 | 0610 | AGA0000 | 4010005000 | 999 | Fund Cash Account | 008009900 | 11,700.38 | |
| 1932785 | 12/22/2021 | NSF Check0610 | 0610 | AGA0000 | 4010006000 | 999 | Fund Cash Account | 008009900 | 4,965.76 | |
| 1932785 | 12/22/2021 | NSF Check0610 | 0610 | AGA0000 | 4010007000 | 999 | Fund Cash Account | 008009900 | 31,871.26 | |
| 1932785 | 12/22/2021 | NSF Check0610 | 0610 | AGA0000 | 4010001001 | 999 | Fund Cash Account | 008009900 | 30,233.43 | |
| 1932785 | 12/22/2021 | NSF Check0610 | 0610 | AGA0000 | 4010000900 | 999 | Fund Cash Account | 008009900 | 713.20 | |
| 1932816 | 12/22/2021 | Various ch0069 | 0069 | ARK0000 | 4099999900 | 122 | Other Chargebacks | | | 200.00 |

Run Date: 12/30/2021
 Run Time: 2:40:19PM

Checks Charged Off Detail

Start Date: 7/1/2021 End Date: 12/31/2021

Page: 21
 User: 0

| Jnl. Entry # | Trx. Date | Ref # | Agency | Fund | Rev Code | Ledger | Ledger Desc. | Description | Debit Amount | Credit Amount |
|-------------------------------|------------|------------|--------|---------|------------|--------|-------------------|-------------|---------------------|---------------------|
| 1932816 | 12/22/2021 | Various ch | 0224 | NLC0000 | 4043002000 | 999 | Fund Cash Account | | 200.00 | |
| Totals for: 12/22/2021 | | | | | | | Count: 8 | | 79,684.03 | 79,684.03 |
| 1934156 | 12/29/2021 | NSF Check | 0069 | ARK0000 | 4099999900 | 120 | DF&A Chargebacks | | | 9,952.75 |
| 1934156 | 12/29/2021 | NSF Check | 0610 | AGA0000 | 4010005000 | 999 | Fund Cash Account | 008009907 | 747.92 | |
| 1934156 | 12/29/2021 | NSF Check | 0610 | AGA0000 | 4010006000 | 999 | Fund Cash Account | 008009907 | 5,000.00 | |
| 1934156 | 12/29/2021 | NSF Check | 0610 | AGA0000 | 4010007000 | 999 | Fund Cash Account | 008009907 | 688.83 | |
| 1934156 | 12/29/2021 | NSF Check | 0610 | AGA0000 | 4010001001 | 999 | Fund Cash Account | 008009907 | 3,516.00 | |
| 1934190 | 12/29/2021 | Var chgbac | 0069 | ARK0000 | 4099999900 | 122 | Other Chargebacks | | | 125.00 |
| 1934190 | 12/29/2021 | Var chgbac | 0710 | PWE9100 | 6990003100 | 999 | Fund Cash Account | | 125.00 | |
| Totals for: 12/29/2021 | | | | | | | Count: 7 | | 10,077.75 | 10,077.75 |
| Grand Total | | | | | | | Count: 395 | | 1,309,675.99 | 1,309,675.99 |

Run Date: 12/30/2021
Run Time: 2:43:02PM

Demand Account Activity

Start Date: 12/30/2021 End Date: 12/30/2021

Page: 1
User: 0

| <u>Jnl. Entry</u> | <u>Ref #</u> | <u>Trx. Date</u> | <u>Ledger</u> | <u>Debit Amount</u> | <u>Credit Amount</u> |
|-------------------------------------|-------------------|------------------|---------------|---------------------|----------------------|
| <u>270 - Bank Of America</u> | | | | | |
| 1935384 | 222701206 | 12/30/2021 | 270 | 188,072,730.19 | |
| 1935472 | 2217036 | 12/30/2021 | 270 | 129,816,996.62 | |
| 1935404 | 222701201EFT AIRS | 12/30/2021 | 270 | 21,439,544.08 | |
| 1935385 | 222701207 | 12/30/2021 | 270 | 15,000,000.00 | |
| 1935395 | 222701241 | 12/30/2021 | 270 | 7,915,125.00 | |
| 1935420 | 2216969 | 12/30/2021 | 270 | 5,495,517.12 | |
| 1935471 | 2217035 | 12/30/2021 | 270 | 1,009,369.91 | |
| 1935418 | 222701238 | 12/30/2021 | 270 | 733,772.54 | |
| 1935506 | 2217071 | 12/30/2021 | 270 | 505,550.50 | |
| 1935473 | 2217037 | 12/30/2021 | 270 | 481,121.18 | |
| 1935427 | 2216976 | 12/30/2021 | 270 | 179,067.61 | |
| 1935389 | 222701210 | 12/30/2021 | 270 | 150,259.80 | |
| 1935433 | 2216982 | 12/30/2021 | 270 | 121,646.60 | |
| 1935481 | 2217045 | 12/30/2021 | 270 | 86,448.79 | |
| 1935474 | 2217038 | 12/30/2021 | 270 | 75,674.34 | |
| 1935450 | 2217005 | 12/30/2021 | 270 | 60,216.27 | |
| 1935475 | 2217039 | 12/30/2021 | 270 | 58,289.68 | |
| 1935505 | 2217070 | 12/30/2021 | 270 | 51,516.98 | |
| 1935434 | 2216984 | 12/30/2021 | 270 | 47,831.10 | |
| 1935476 | 2217040 | 12/30/2021 | 270 | 43,762.79 | |
| 1935440 | 2216994 | 12/30/2021 | 270 | 43,228.48 | |
| 1935507 | 2217073 | 12/30/2021 | 270 | 39,120.00 | |
| 1935426 | 2216975 | 12/30/2021 | 270 | 33,583.29 | |
| 1935470 | 2217034 | 12/30/2021 | 270 | 25,671.35 | |
| 1935419 | 222701239 | 12/30/2021 | 270 | 21,202.24 | |
| 1935477 | 2217041 | 12/30/2021 | 270 | 19,980.30 | |
| 1935456 | 2217018 | 12/30/2021 | 270 | 18,827.96 | |
| 1935480 | 2217044 | 12/30/2021 | 270 | 17,080.15 | |
| 1935464 | 2217026 | 12/30/2021 | 270 | 14,449.50 | |
| 1935478 | 2217042 | 12/30/2021 | 270 | 11,836.85 | |
| 1935483 | 2217047 | 12/30/2021 | 270 | 11,611.00 | |
| 1935429 | 2216978 | 12/30/2021 | 270 | 8,066.00 | |
| 1935405 | 222701202CC AIRS | 12/30/2021 | 270 | 7,458.00 | |
| 1935428 | 2216977 | 12/30/2021 | 270 | 5,848.00 | |
| 1935484 | 2217048 | 12/30/2021 | 270 | 5,240.00 | |
| 1935388 | 222701209 | 12/30/2021 | 270 | 4,033.33 | |
| 1935469 | 2217031 | 12/30/2021 | 270 | 3,480.00 | |
| 1935479 | 2217043 | 12/30/2021 | 270 | 3,420.00 | |
| 1935432 | 2216981 | 12/30/2021 | 270 | 3,170.00 | |
| 1935407 | 222701204IRPCC A | 12/30/2021 | 270 | 2,889.10 | |
| 1935517 | 2217095 | 12/30/2021 | 270 | 2,230.25 | |
| 1935406 | 222701203IFTA CC | 12/30/2021 | 270 | 2,165.92 | |
| 1935441 | 2216995 | 12/30/2021 | 270 | 2,144.35 | |
| 1935457 | 2217019 | 12/30/2021 | 270 | 2,026.00 | |
| 1935436 | 2216986 | 12/30/2021 | 270 | 1,980.00 | |
| 1935421 | 2216970 | 12/30/2021 | 270 | 1,950.00 | |
| 1935423 | 2216972 | 12/30/2021 | 270 | 1,652.00 | |
| 1935486 | 2217050 | 12/30/2021 | 270 | 1,435.00 | |
| 1935435 | 2216985 | 12/30/2021 | 270 | 1,258.75 | |
| 1935437 | 2216988 | 12/30/2021 | 270 | 1,123.75 | |
| 1935424 | 2216973 | 12/30/2021 | 270 | 1,106.00 | |
| 1935458 | 2217020 | 12/30/2021 | 270 | 964.00 | |
| 1935459 | 2217021 | 12/30/2021 | 270 | 944.79 | |
| 1935460 | 2217022 | 12/30/2021 | 270 | 898.00 | |

Run Date: 12/30/2021
 Run Time: 2:43:02PM

Demand Account Activity

Start Date: 12/30/2021 End Date: 12/30/2021

Page: 2
 User: 0

| Jnl. Entry | Ref # | Trx. Date | Ledger | Debit Amount | Credit Amount | |
|--------------------|------------------------------|------------|---------------|--------------|-----------------------|-----------------------|
| 1935461 | 2217023 | 12/30/2021 | 270 | 846.00 | | |
| 1935438 | 2216990 | 12/30/2021 | 270 | 840.00 | | |
| 1935431 | 2216980 | 12/30/2021 | 270 | 722.00 | | |
| 1935465 | 2217027 | 12/30/2021 | 270 | 654.00 | | |
| 1935462 | 2217024 | 12/30/2021 | 270 | 520.00 | | |
| 1935408 | 222701205ABC LIC | 12/30/2021 | 270 | 500.00 | | |
| 1935425 | 2216974 | 12/30/2021 | 270 | 474.40 | | |
| 1935448 | 2217002 | 12/30/2021 | 270 | 300.00 | | |
| 1935466 | 2217028 | 12/30/2021 | 270 | 180.54 | | |
| 1935467 | 2217029 | 12/30/2021 | 270 | 162.50 | | |
| 1935485 | 2217049 | 12/30/2021 | 270 | 156.25 | | |
| 1935463 | 2217025 | 12/30/2021 | 270 | 150.00 | | |
| 1935430 | 2216979 | 12/30/2021 | 270 | 60.00 | | |
| 1935468 | 2217030 | 12/30/2021 | 270 | 50.00 | | |
| 1935439 | 2216991 | 12/30/2021 | 270 | 40.00 | | |
| 1935508 | 2217074 | 12/30/2021 | 270 | 26.04 | | |
| 1935422 | 2216971 | 12/30/2021 | 270 | 12.75 | | |
| 1935403 | 8009908 EFT REV 1 | 12/30/2021 | 270 | | 14,322.30 | |
| 1935387 | 222701208 | 12/30/2021 | 270 | | 170,451,021.88 | |
| 1935411 | 222701231 | 12/30/2021 | 270 | | 4,035.00 | |
| 1935412 | 222701232 | 12/30/2021 | 270 | | 5,276,436.46 | |
| 1935413 | 222701233 | 12/30/2021 | 270 | | 5,495,517.12 | |
| 1935520 | 22701240 | 12/30/2021 | 270 | | 170,000,000.00 | |
| Totals for: | 270 - Bank Of America | | Count: | 77 | 371,672,209.94 | 351,241,332.76 |

Run Date: 12/30/2021
 Run Time: 2:43:02PM

Demand Account Activity

Start Date: 12/30/2021 End Date: 12/30/2021

Page: 3
 User: 0

| Jnl. Entry | Ref # | Trx. Date | Ledger | Debit Amount | Credit Amount | | |
|--|-----------|-----------|------------|---------------|---------------|----------------------|----------------------|
| <u>300 - Simmons Pine Bluff</u> | | | | | | | |
| 1935398 | 223001205 | CHECK2 | 12/30/2021 | 300 | 10,231,561.01 | | |
| 1935400 | 223001207 | SRO AIR | 12/30/2021 | 300 | 3,783,675.42 | | |
| 1935401 | 223001208 | OTHER / | 12/30/2021 | 300 | 982,373.62 | | |
| 1935397 | 223001204 | CASH OI | 12/30/2021 | 300 | 115,442.92 | | |
| 1935399 | 223001206 | FOREIGI | 12/30/2021 | 300 | 20,530.00 | | |
| 1935396 | 223001203 | SRO AIR | 12/30/2021 | 300 | 9,401.70 | | |
| 1935402 | 223001209 | CASH OI | 12/30/2021 | 300 | 1,795.33 | | |
| 1935391 | 223001201 | | 12/30/2021 | 300 | 830.60 | | |
| 1935385 | 222701207 | | 12/30/2021 | 300 | 15,000,000.00 | | |
| 1935390 | 223001202 | | 12/30/2021 | 300 | 3,859.47 | | |
| Totals for: 300 - Simmons Pine Bluff | | | | Count: | 10 | 15,145,610.60 | 15,003,859.47 |

Run Date: 12/30/2021
 Run Time: 2:43:02PM

Demand Account Activity

Start Date: 12/30/2021 End Date: 12/30/2021

Page: 4
 User: 0

| Jnl. Entry | Ref # | Trx. Date | Ledger | Debit Amount | Credit Amount | |
|--|-----------|------------|--------|-----------------------------|-----------------------|-----------------------|
| <u>398 - BAML-Safekeeping</u> | | | | | | |
| 1935414 | 222701234 | 12/30/2021 | 398 | 356,999,180.57 | | |
| 1935491 | 2217055 | 12/30/2021 | 398 | 229,925.00 | | |
| 1935488 | 2217052 | 12/30/2021 | 398 | 4,033.33 | | |
| 1935492 | 2217057 | 12/30/2021 | 398 | 819.43 | | |
| 1935384 | 222701206 | 12/30/2021 | 398 | | 188,072,730.19 | |
| 1935388 | 222701209 | 12/30/2021 | 398 | | 4,033.33 | |
| 1935410 | 222701230 | 12/30/2021 | 398 | | 169,157,194.81 | |
| Totals for: 398 - BAML-Safekeeping | | | | Count: 7 | 357,233,958.33 | 357,233,958.33 |
| Grand Total | | | | Count: 94 | 744,051,778.87 | 723,479,150.56 |

Run Date: 12/30/2021
 Run Time: 2:44:16PM

Demand Account Activity

Start Date: 7/1/2021 End Date: 12/31/2021

Page: 1
 User: 0

| Jnl. Entry | Ref # | Trx. Date | Ledger | Debit Amount | Credit Amount | |
|---|----------------------|-----------|--------|-----------------|------------------|-------------|
| <u>260 - Bank of the Ozarks</u> | | | | | | |
| 1870063 | 2200217 | 7/7/2021 | 260 | 5,266.28 | | |
| 1880287 | 2202847 | 8/3/2021 | 260 | 4,787.96 | | |
| 1891911 | 2205859 | 9/2/2021 | 260 | 5,107.58 | | |
| 1903759 | 2208865 | 10/5/2021 | 260 | 4,788.77 | | |
| 1914831 | 2211596 | 11/2/2021 | 260 | 4,629.53 | | |
| 1925561 | 2214342 | 12/2/2021 | 260 | 5,108.85 | | |
| Totals for: 260 - Bank of the Ozarks | | | | Count: 6 | 29,688.97 | 0.00 |
| <u>270 - Bank Of America</u> | | | | | | |
| 1869575 | 2200006 | 7/6/2021 | 270 | 316,243,130.08 | | |
| 1867963 | 222700611 | 7/6/2021 | 270 | 228,600,000.00 | | |
| 1867954 | 222700602 | 7/6/2021 | 270 | 21,000,000.00 | | |
| 1867961 | 222700609 | 7/6/2021 | 270 | 16,000,000.00 | | |
| 1868864 | 2700704 | 7/6/2021 | 270 | 14,043,750.00 | | |
| 1868859 | 3000701 | 7/6/2021 | 270 | 12,000,000.00 | | |
| 1868854 | 2700707 AIRS TAX | 7/6/2021 | 270 | 11,284,286.61 | | |
| 1869564 | 2700707 AIRS TAX | 7/6/2021 | 270 | 11,119,592.57 | | |
| 1868865 | 2700705 | 7/6/2021 | 270 | 10,100,000.00 | | |
| 1869630 | 2200063 | 7/6/2021 | 270 | 8,825,714.84 | | |
| 1867953 | 222700601 | 7/6/2021 | 270 | 7,000,000.00 | | |
| 1868863 | 2700703 | 7/6/2021 | 270 | 6,500,000.00 | | |
| 1869576 | 2200007 | 7/6/2021 | 270 | 3,007,664.10 | | |
| 1869569 | 0810701 | 7/6/2021 | 270 | 1,696,270.37 | | |
| 1869578 | 2200010 | 7/6/2021 | 270 | 451,284.85 | | |
| 1869567 | 2700710 AIRS DSM | 7/6/2021 | 270 | 309,874.55 | | |
| 1869568 | 2700711 AIRS DSM | 7/6/2021 | 270 | 293,580.00 | | |
| 1869565 | 2700708 AIRS TAX | 7/6/2021 | 270 | 242,444.97 | | |
| 1869574 | 2200005 | 7/6/2021 | 270 | 181,040.72 | | |
| 1869579 | 2200011 | 7/6/2021 | 270 | 140,792.03 | | |
| 1869631 | 2200064 | 7/6/2021 | 270 | 136,966.98 | | |
| 1869633 | 2200066 | 7/6/2021 | 270 | 129,000.00 | | |
| 1868857 | 2700710 AIRS DSM | 7/6/2021 | 270 | 103,882.66 | | |
| 1869580 | 2200012 | 7/6/2021 | 270 | 63,745.21 | | |
| 1867956 | 222700604 | 7/6/2021 | 270 | 61,713.75 | | |
| 1869587 | 2200019 | 7/6/2021 | 270 | 50,000.00 | | |
| 1869632 | 2200065 | 7/6/2021 | 270 | 49,412.22 | | |
| 1868858 | 2700711 AIRS DSM | 7/6/2021 | 270 | 38,400.00 | | |
| 1869607 | 2200040 | 7/6/2021 | 270 | 38,319.43 | | |
| 1869601 | 2200034 | 7/6/2021 | 270 | 36,158.22 | | |
| 1868867 | 2750701 | 7/6/2021 | 270 | 34,058.48 | | |
| 1869612 | 2200045 | 7/6/2021 | 270 | 31,978.08 | | |
| 1869640 | 2200073 | 7/6/2021 | 270 | 27,740.00 | | |
| 1869577 | 2200009 | 7/6/2021 | 270 | 22,386.17 | | |
| 1869613 | 2200046 | 7/6/2021 | 270 | 13,711.00 | | |
| 1869583 | 2200015 | 7/6/2021 | 270 | 11,727.28 | | |
| 1869570 | 2200001 | 7/6/2021 | 270 | 10,450.00 | | |
| 1867968 | Back Out Journal Er | 7/6/2021 | 270 | 9,467.00 | | |
| 1867969 | Correct Journal Entr | 7/6/2021 | 270 | 9,467.00 | | |
| 1869611 | 2200044 | 7/6/2021 | 270 | 8,612.73 | | |
| 1869600 | 2200033 | 7/6/2021 | 270 | 7,560.19 | | |
| 1869584 | 2200016 | 7/6/2021 | 270 | 7,526.50 | | |
| 1869639 | 2200072 | 7/6/2021 | 270 | 7,413.50 | | |
| 1869595 | 2200028 | 7/6/2021 | 270 | 6,950.32 | | |
| 1869603 | 2200036 | 7/6/2021 | 270 | 6,150.00 | | |

Run Date: 12/30/2021
 Run Time: 2:44:16PM

Demand Account Activity

Start Date: 7/1/2021 End Date: 12/31/2021

Page: 2
 User: 0

| Jnl. Entry | Ref # | Trx. Date | Ledger | Debit Amount | Credit Amount |
|------------|-------------------|-----------|--------|----------------|----------------|
| 1869597 | 2200030 | 7/6/2021 | 270 | 5,105.82 | |
| 1869598 | 2200031 | 7/6/2021 | 270 | 5,105.82 | |
| 1869596 | 2200029 | 7/6/2021 | 270 | 5,105.80 | |
| 1869599 | 2200032 | 7/6/2021 | 270 | 5,105.74 | |
| 1869594 | 2200027 | 7/6/2021 | 270 | 4,209.26 | |
| 1869593 | 2200026 | 7/6/2021 | 270 | 4,203.43 | |
| 1869592 | 2200025 | 7/6/2021 | 270 | 4,198.69 | |
| 1869591 | 2200024 | 7/6/2021 | 270 | 4,196.79 | |
| 1869589 | 2200022 | 7/6/2021 | 270 | 4,196.76 | |
| 1869590 | 2200023 | 7/6/2021 | 270 | 4,196.76 | |
| 1869614 | 2200047 | 7/6/2021 | 270 | 3,969.30 | |
| 1869566 | 2700709 ARS DSM | 7/6/2021 | 270 | 3,324.78 | |
| 1869588 | 2200020 | 7/6/2021 | 270 | 2,753.63 | |
| 1868855 | 2700708 AIRS TAX | 7/6/2021 | 270 | 2,730.67 | |
| 1869604 | 2200037 | 7/6/2021 | 270 | 2,450.00 | |
| 1869585 | 2200017 | 7/6/2021 | 270 | 1,886.70 | |
| 1869586 | 2200018 | 7/6/2021 | 270 | 1,842.36 | |
| 1869571 | 2200002 | 7/6/2021 | 270 | 1,715.00 | |
| 1869616 | 2200049 | 7/6/2021 | 270 | 1,530.00 | |
| 1869573 | 2200004 | 7/6/2021 | 270 | 420.00 | |
| 1869615 | 2200048 | 7/6/2021 | 270 | 92.50 | |
| 1868856 | 2700709 AIRS DSM | 7/6/2021 | 270 | 50.00 | |
| 1869572 | 2200003 | 7/6/2021 | 270 | 29.75 | |
| 1869602 | 2200035 | 7/6/2021 | 270 | 13.58 | |
| 1868866 | 2700706 | 7/6/2021 | 270 | 3.00 | |
| 1867955 | 222700603 | 7/6/2021 | 270 | | 33,282,912.88 |
| 1867958 | 222700606 | 7/6/2021 | 270 | | 10,315,483.73 |
| 1867959 | 222700607 | 7/6/2021 | 270 | | 9,467.00 |
| 1867960 | 222700608 | 7/6/2021 | 270 | | 50.00 |
| 1867962 | 222700610 | 7/6/2021 | 270 | | 520,704,474.85 |
| 1867965 | 222700613 | 7/6/2021 | 270 | | 11,440,052.18 |
| 1867966 | 222700614 | 7/6/2021 | 270 | | 50.00 |
| 1867967 | 222700615 | 7/6/2021 | 270 | | 18,000,000.00 |
| 1868861 | 2700701 | 7/6/2021 | 270 | | 423,215.67 |
| 1868862 | 2700702 | 7/6/2021 | 270 | | 10,826,425.17 |
| 1869560 | DFA EFT REV 7/2/2 | 7/6/2021 | 270 | | 18,087.82 |
| 1869656 | 2700715 | 7/6/2021 | 270 | | 65,000,000.00 |
| 1869976 | 2780701 | 7/7/2021 | 270 | 262,000,000.00 | |
| 1869961 | 3000702 | 7/7/2021 | 270 | 13,000,000.00 | |
| 1869956 | 2700707 AIRS TAX | 7/7/2021 | 270 | 10,181,450.97 | |
| 1870088 | 0810701 | 7/7/2021 | 270 | 2,944,663.20 | |
| 1869980 | 2200092 | 7/7/2021 | 270 | 2,648,616.55 | |
| 1869994 | 2200113 | 7/7/2021 | 270 | 1,329,316.47 | |
| 1870003 | 2200122 | 7/7/2021 | 270 | 917,625.65 | |
| 1869983 | 2200095 | 7/7/2021 | 270 | 574,329.84 | |
| 1869959 | 2700710 AIRS DSM | 7/7/2021 | 270 | 348,045.40 | |
| 1869977 | 2200089 | 7/7/2021 | 270 | 167,428.00 | |
| 1869978 | 2200090 | 7/7/2021 | 270 | 113,708.00 | |
| 1869981 | 2200093 | 7/7/2021 | 270 | 81,809.12 | |
| 1869989 | 2200102 | 7/7/2021 | 270 | 78,570.59 | |
| 1870027 | 2200151 | 7/7/2021 | 270 | 73,712.80 | |
| 1870002 | 2200121 | 7/7/2021 | 270 | 71,044.10 | |
| 1869996 | 2200115 | 7/7/2021 | 270 | 61,702.77 | |
| 1869957 | 2700708 AIRS TAX | 7/7/2021 | 270 | 50,184.09 | |
| 1869984 | 2200096 | 7/7/2021 | 270 | 42,541.88 | |
| 1869986 | 2200098 | 7/7/2021 | 270 | 30,898.30 | |

Run Date: 12/30/2021
 Run Time: 2:44:16PM

Demand Account Activity

Start Date: 7/1/2021 End Date: 12/31/2021

Page: 3
 User: 0

| Jnl. Entry | Ref # | Trx. Date | Ledger | Debit Amount | Credit Amount |
|------------|--------------------|-----------|--------|----------------|----------------|
| 1869992 | 2200110 | 7/7/2021 | 270 | 24,720.56 | |
| 1870029 | 2200163 | 7/7/2021 | 270 | 23,422.37 | |
| 1870001 | 2200120 | 7/7/2021 | 270 | 21,602.98 | |
| 1869982 | 2200094 | 7/7/2021 | 270 | 15,467.30 | |
| 1869970 | 2750701 | 7/7/2021 | 270 | 12,416.69 | |
| 1870031 | 2200165 | 7/7/2021 | 270 | 11,337.00 | |
| 1869967 | 2700705 | 7/7/2021 | 270 | 9,314.75 | |
| 1870000 | 2200119 | 7/7/2021 | 270 | 8,775.00 | |
| 1870016 | 2200137 | 7/7/2021 | 270 | 8,247.00 | |
| 1870019 | 2200142 | 7/7/2021 | 270 | 6,650.00 | |
| 1870050 | 2200195 | 7/7/2021 | 270 | 6,650.00 | |
| 1869985 | 2200097 | 7/7/2021 | 270 | 5,715.59 | |
| 1869988 | 2200100 | 7/7/2021 | 270 | 4,726.60 | |
| 1870049 | 2200193 | 7/7/2021 | 270 | 3,758.00 | |
| 1869979 | 2200091 | 7/7/2021 | 270 | 3,493.28 | |
| 1870051 | 2200198 | 7/7/2021 | 270 | 3,340.00 | |
| 1870033 | 2200167 | 7/7/2021 | 270 | 3,273.25 | |
| 1870028 | 2200162 | 7/7/2021 | 270 | 2,868.10 | |
| 1870004 | 2200123 | 7/7/2021 | 270 | 2,533.26 | |
| 1870053 | 2200202 | 7/7/2021 | 270 | 2,470.00 | |
| 1870052 | 2200200 | 7/7/2021 | 270 | 2,459.25 | |
| 1870056 | 2200208 | 7/7/2021 | 270 | 2,075.00 | |
| 1870055 | 2200206 | 7/7/2021 | 270 | 1,979.75 | |
| 1870017 | 2200139 | 7/7/2021 | 270 | 1,790.00 | |
| 1869993 | 2200112 | 7/7/2021 | 270 | 1,754.60 | |
| 1870057 | 2200210 | 7/7/2021 | 270 | 1,625.75 | |
| 1870045 | 2200183 | 7/7/2021 | 270 | 1,605.00 | |
| 1870060 | 2200214 | 7/7/2021 | 270 | 1,307.59 | |
| 1870054 | 2200204 | 7/7/2021 | 270 | 1,131.00 | |
| 1870018 | 2200140 | 7/7/2021 | 270 | 929.25 | |
| 1870020 | 2200144 | 7/7/2021 | 270 | 742.00 | |
| 1869990 | 2200108 | 7/7/2021 | 270 | 690.38 | |
| 1870030 | 2200164 | 7/7/2021 | 270 | 423.50 | |
| 1870032 | 2200166 | 7/7/2021 | 270 | 365.25 | |
| 1870048 | 2200190 | 7/7/2021 | 270 | 320.00 | |
| 1869991 | 2200109 | 7/7/2021 | 270 | 307.47 | |
| 1869999 | 2200118 | 7/7/2021 | 270 | 270.52 | |
| 1869987 | 2200099 | 7/7/2021 | 270 | 243.06 | |
| 1870061 | 2200215 | 7/7/2021 | 270 | 216.56 | |
| 1869958 | 2700709 AIRS DSM | 7/7/2021 | 270 | 214.61 | |
| 1870015 | 2200134 | 7/7/2021 | 270 | 200.00 | |
| 1870046 | 2200184 | 7/7/2021 | 270 | 160.00 | |
| 1869998 | 2200117 | 7/7/2021 | 270 | 152.42 | |
| 1870047 | 2200187 | 7/7/2021 | 270 | 120.00 | |
| 1869997 | 2200116 | 7/7/2021 | 270 | 18.34 | |
| 1869995 | 2200114 | 7/7/2021 | 270 | 2.07 | |
| 1869948 | DFA EFT REV 7/7/21 | 7/7/2021 | 270 | | 49,074.69 |
| 1869963 | 2700701 | 7/7/2021 | 270 | | 6,493,175.00 |
| 1869964 | 2700702 | 7/7/2021 | 270 | | 1,667,804.01 |
| 1869965 | 2700703 | 7/7/2021 | 270 | | 1,364,865.88 |
| 1869966 | 2700704 | 7/7/2021 | 270 | | 272,998,087.23 |
| 1869968 | 2700706 | 7/7/2021 | 270 | | 2,648,616.55 |
| 1869969 | 2700711 | 7/7/2021 | 270 | | 9,221,756.70 |
| 1870379 | 2700703 | 7/8/2021 | 270 | 145,010,380.55 | |
| 1870431 | 2200276 | 7/8/2021 | 270 | 48,203,055.98 | |
| 1870522 | 2780701 | 7/8/2021 | 270 | 15,000,000.00 | |

Run Date: 12/30/2021
 Run Time: 2:44:16PM

Demand Account Activity

Start Date: 7/1/2021 End Date: 12/31/2021

Page: 4
 User: 0

| Jnl. Entry | Ref # | Trx. Date | Ledger | Debit Amount | Credit Amount |
|------------|------------------|-----------|--------|---------------|---------------|
| 1870394 | 2700707 AIRS TAX | 7/8/2021 | 270 | 12,705,591.67 | |
| 1870375 | 3000702 | 7/8/2021 | 270 | 5,000,000.00 | |
| 1870525 | 0810701 | 7/8/2021 | 270 | 4,486,321.96 | |
| 1870422 | 2200267 | 7/8/2021 | 270 | 3,667,738.77 | |
| 1870452 | 2200300 | 7/8/2021 | 270 | 2,996,060.12 | |
| 1870432 | 2200277 | 7/8/2021 | 270 | 1,650,784.96 | |
| 1870385 | 2750702 | 7/8/2021 | 270 | 829,484.57 | |
| 1870430 | 2200275 | 7/8/2021 | 270 | 592,464.72 | |
| 1870429 | 2200274 | 7/8/2021 | 270 | 333,540.54 | |
| 1870437 | 2200282 | 7/8/2021 | 270 | 325,725.83 | |
| 1870511 | 2200372 | 7/8/2021 | 270 | 325,000.00 | |
| 1870506 | 2200367 | 7/8/2021 | 270 | 309,400.00 | |
| 1870502 | 2200362 | 7/8/2021 | 270 | 164,802.66 | |
| 1870513 | 2200374 | 7/8/2021 | 270 | 154,590.76 | |
| 1870475 | 2200329 | 7/8/2021 | 270 | 127,000.00 | |
| 1870438 | 2200284 | 7/8/2021 | 270 | 125,839.27 | |
| 1870423 | 2200268 | 7/8/2021 | 270 | 116,435.33 | |
| 1870398 | 2700711 AIRS DSM | 7/8/2021 | 270 | 108,030.00 | |
| 1870397 | 2700710 AIRS DSM | 7/8/2021 | 270 | 101,283.12 | |
| 1870458 | 2200311 | 7/8/2021 | 270 | 86,702.78 | |
| 1870395 | 2700708 AIRS TAX | 7/8/2021 | 270 | 56,672.97 | |
| 1870428 | 2200273 | 7/8/2021 | 270 | 49,665.23 | |
| 1870507 | 2200368 | 7/8/2021 | 270 | 47,600.00 | |
| 1870504 | 2200364 | 7/8/2021 | 270 | 46,900.90 | |
| 1870408 | 2200248 | 7/8/2021 | 270 | 41,466.88 | |
| 1870505 | 2200366 | 7/8/2021 | 270 | 36,500.00 | |
| 1870427 | 2200272 | 7/8/2021 | 270 | 31,628.59 | |
| 1870515 | 2200376 | 7/8/2021 | 270 | 23,800.00 | |
| 1870421 | 2200266 | 7/8/2021 | 270 | 23,582.15 | |
| 1870433 | 2200278 | 7/8/2021 | 270 | 22,267.00 | |
| 1870496 | 2200356 | 7/8/2021 | 270 | 21,750.04 | |
| 1870503 | 2200363 | 7/8/2021 | 270 | 19,994.12 | |
| 1870420 | 2200265 | 7/8/2021 | 270 | 19,720.01 | |
| 1870419 | 2200264 | 7/8/2021 | 270 | 17,860.21 | |
| 1870418 | 2200263 | 7/8/2021 | 270 | 16,692.61 | |
| 1870512 | 2200373 | 7/8/2021 | 270 | 16,490.52 | |
| 1870439 | 2200285 | 7/8/2021 | 270 | 13,855.57 | |
| 1870440 | 2200286 | 7/8/2021 | 270 | 13,076.10 | |
| 1870473 | 2200327 | 7/8/2021 | 270 | 11,374.00 | |
| 1870417 | 2200262 | 7/8/2021 | 270 | 8,528.98 | |
| 1870381 | 2750701 | 7/8/2021 | 270 | 7,875.00 | |
| 1870497 | 2200357 | 7/8/2021 | 270 | 7,097.89 | |
| 1870409 | 2200249 | 7/8/2021 | 270 | 7,042.87 | |
| 1870450 | 2200298 | 7/8/2021 | 270 | 5,879.77 | |
| 1870426 | 2200271 | 7/8/2021 | 270 | 4,922.23 | |
| 1870378 | 2700702 | 7/8/2021 | 270 | 4,793.94 | |
| 1870501 | 2200361 | 7/8/2021 | 270 | 3,610.75 | |
| 1870413 | 2200256 | 7/8/2021 | 270 | 3,155.00 | |
| 1870446 | 2200294 | 7/8/2021 | 270 | 3,040.00 | |
| 1870508 | 2200369 | 7/8/2021 | 270 | 2,947.63 | |
| 1870478 | 2200332 | 7/8/2021 | 270 | 2,545.00 | |
| 1870514 | 2200375 | 7/8/2021 | 270 | 2,394.23 | |
| 1870448 | 2200296 | 7/8/2021 | 270 | 2,282.00 | |
| 1870412 | 2200254 | 7/8/2021 | 270 | 1,954.75 | |
| 1870518 | 2200379 | 7/8/2021 | 270 | 1,940.00 | |
| 1870449 | 2200297 | 7/8/2021 | 270 | 1,833.33 | |

Run Date: 12/30/2021
 Run Time: 2:44:16PM

Demand Account Activity

Start Date: 7/1/2021 End Date: 12/31/2021

Page: 5
 User: 0

| Jnl. Entry | Ref # | Trx. Date | Ledger | Debit Amount | Credit Amount |
|------------|----------------------|-----------|--------|----------------|----------------|
| 1870457 | 2200307 | 7/8/2021 | 270 | 1,800.96 | |
| 1870436 | 2200281 | 7/8/2021 | 270 | 1,720.40 | |
| 1870479 | 2200334 | 7/8/2021 | 270 | 1,715.00 | |
| 1870447 | 2200295 | 7/8/2021 | 270 | 1,696.00 | |
| 1870451 | 2200299 | 7/8/2021 | 270 | 1,340.87 | |
| 1870410 | 2200250 | 7/8/2021 | 270 | 1,240.00 | |
| 1870424 | 2200269 | 7/8/2021 | 270 | 1,100.19 | |
| 1870415 | 2200260 | 7/8/2021 | 270 | 1,030.00 | |
| 1870444 | 2200292 | 7/8/2021 | 270 | 834.00 | |
| 1870456 | 2200306 | 7/8/2021 | 270 | 675.00 | |
| 1870445 | 2200293 | 7/8/2021 | 270 | 654.00 | |
| 1870414 | 2200258 | 7/8/2021 | 270 | 611.50 | |
| 1870416 | 2200261 | 7/8/2021 | 270 | 573.55 | |
| 1870455 | 2200305 | 7/8/2021 | 270 | 350.00 | |
| 1870509 | 2200370 | 7/8/2021 | 270 | 276.18 | |
| 1870474 | 2200328 | 7/8/2021 | 270 | 230.75 | |
| 1870443 | 2200291 | 7/8/2021 | 270 | 185.00 | |
| 1870434 | 2200279 | 7/8/2021 | 270 | 171.48 | |
| 1870510 | 2200371 | 7/8/2021 | 270 | 133.65 | |
| 1870454 | 2200304 | 7/8/2021 | 270 | 100.00 | |
| 1870442 | 2200290 | 7/8/2021 | 270 | 90.00 | |
| 1870441 | 2200289 | 7/8/2021 | 270 | 87.50 | |
| 1870411 | 2200251 | 7/8/2021 | 270 | 60.00 | |
| 1870425 | 2200270 | 7/8/2021 | 270 | 50.31 | |
| 1870396 | 2700709 AIRS DSM | 7/8/2021 | 270 | 50.26 | |
| 1870453 | 2200303 | 7/8/2021 | 270 | 50.00 | |
| 1870435 | 2200280 | 7/8/2021 | 270 | 4.25 | |
| 1870382 | 8009541 EFT REV 7 | 7/8/2021 | 270 | | 38,528.43 |
| 1870377 | 2700701 | 7/8/2021 | 270 | | 58,245,528.17 |
| 1870380 | 2700704 | 7/8/2021 | 270 | | 10,557,013.49 |
| 1870401 | 2700706 | 7/8/2021 | 270 | | 149,996,700.00 |
| 1870524 | 2700715 | 7/8/2021 | 270 | | 25,000,000.00 |
| 1870835 | 3980701 | 7/9/2021 | 270 | 314,350,000.00 | |
| 1870831 | 3000703 | 7/9/2021 | 270 | 8,000,000.00 | |
| 1870822 | 2700707 AIRS TAX | 7/9/2021 | 270 | 7,355,263.67 | |
| 1870842 | Correct Journal Entr | 7/9/2021 | 270 | 6,419,462.14 | |
| 1870865 | 2200436 | 7/9/2021 | 270 | 2,631,847.88 | |
| 1870848 | 2200390 | 7/9/2021 | 270 | 1,982,789.00 | |
| 1870873 | 2200444 | 7/9/2021 | 270 | 713,751.03 | |
| 1870862 | 2200411 | 7/9/2021 | 270 | 705,996.96 | |
| 1870869 | 2200440 | 7/9/2021 | 270 | 386,242.39 | |
| 1870895 | 2200470 | 7/9/2021 | 270 | 371,385.03 | |
| 1870893 | 2200466 | 7/9/2021 | 270 | 240,702.27 | |
| 1870823 | 2700708 AIRS TAX | 7/9/2021 | 270 | 174,740.30 | |
| 1870863 | 2200431 | 7/9/2021 | 270 | 140,581.23 | |
| 1870830 | 2750701 | 7/9/2021 | 270 | 139,324.54 | |
| 1870928 | 2200532 | 7/9/2021 | 270 | 133,056.62 | |
| 1870870 | 2200441 | 7/9/2021 | 270 | 110,327.46 | |
| 1870843 | 2200385 | 7/9/2021 | 270 | 109,217.59 | |
| 1870871 | 2200442 | 7/9/2021 | 270 | 93,043.47 | |
| 1870826 | 2700711 AIRS DSM | 7/9/2021 | 270 | 73,680.00 | |
| 1870854 | 2200399 | 7/9/2021 | 270 | 40,818.35 | |
| 1870850 | 2200395 | 7/9/2021 | 270 | 39,219.21 | |
| 1870825 | 2700710 AIRS DSM | 7/9/2021 | 270 | 38,037.53 | |
| 1870840 | 0810701 | 7/9/2021 | 270 | 28,567.46 | |
| 1870859 | 2200408 | 7/9/2021 | 270 | 20,509.96 | |

Run Date: 12/30/2021
 Run Time: 2:44:16PM

Demand Account Activity

Start Date: 7/1/2021 End Date: 12/31/2021

Page: 6
 User: 0

| Jnl. Entry | Ref # | Trx. Date | Ledger | Debit Amount | Credit Amount |
|------------|---------------------|-----------|--------|----------------|----------------|
| 1870889 | 2200462 | 7/9/2021 | 270 | 17,992.87 | |
| 1870866 | 2200437 | 7/9/2021 | 270 | 17,426.23 | |
| 1870868 | 2200439 | 7/9/2021 | 270 | 15,564.88 | |
| 1870922 | 2200526 | 7/9/2021 | 270 | 14,685.00 | |
| 1870853 | 2200398 | 7/9/2021 | 270 | 14,275.12 | |
| 1870867 | 2200438 | 7/9/2021 | 270 | 12,595.29 | |
| 1870860 | 2200409 | 7/9/2021 | 270 | 10,856.42 | |
| 1870858 | 2200406 | 7/9/2021 | 270 | 7,875.00 | |
| 1870824 | 2700709 AIRS DSM | 7/9/2021 | 270 | 7,001.24 | |
| 1870914 | 2200516 | 7/9/2021 | 270 | 6,750.00 | |
| 1870892 | 2200465 | 7/9/2021 | 270 | 6,250.00 | |
| 1870856 | 2200401 | 7/9/2021 | 270 | 5,826.00 | |
| 1870851 | 2200396 | 7/9/2021 | 270 | 4,533.35 | |
| 1870925 | 2200529 | 7/9/2021 | 270 | 3,555.00 | |
| 1870872 | 2200443 | 7/9/2021 | 270 | 3,212.46 | |
| 1870855 | 2200400 | 7/9/2021 | 270 | 3,020.00 | |
| 1870827 | 2700701 | 7/9/2021 | 270 | 2,879.32 | |
| 1870891 | 2200464 | 7/9/2021 | 270 | 2,642.54 | |
| 1870924 | 2200528 | 7/9/2021 | 270 | 2,276.50 | |
| 1870852 | 2200397 | 7/9/2021 | 270 | 1,881.13 | |
| 1870847 | 2200389 | 7/9/2021 | 270 | 1,880.00 | |
| 1870926 | 2200530 | 7/9/2021 | 270 | 1,690.00 | |
| 1870890 | 2200463 | 7/9/2021 | 270 | 1,685.89 | |
| 1870896 | 2200471 | 7/9/2021 | 270 | 1,147.50 | |
| 1870864 | 2200434 | 7/9/2021 | 270 | 1,039.75 | |
| 1870886 | 2200459 | 7/9/2021 | 270 | 1,000.00 | |
| 1870846 | 2200388 | 7/9/2021 | 270 | 870.00 | |
| 1870927 | 2200531 | 7/9/2021 | 270 | 634.40 | |
| 1870845 | 2200387 | 7/9/2021 | 270 | 550.00 | |
| 1870923 | 2200527 | 7/9/2021 | 270 | 450.50 | |
| 1870844 | 2200386 | 7/9/2021 | 270 | 440.00 | |
| 1870849 | 2200394 | 7/9/2021 | 270 | 182.40 | |
| 1870894 | 2200469 | 7/9/2021 | 270 | 124.94 | |
| 1870857 | 2200403 | 7/9/2021 | 270 | 120.00 | |
| 1870861 | 2200410 | 7/9/2021 | 270 | 30.33 | |
| 1870921 | 2200525 | 7/9/2021 | 270 | 24.13 | |
| 1870812 | CD ACH Bank Trans | 7/9/2021 | 270 | | 760,000.00 |
| 1870836 | DFA EFT REV 7-9-2 | 7/9/2021 | 270 | | 7,992.15 |
| 1870828 | 2700702 | 7/9/2021 | 270 | | 6,536,939.71 |
| 1870829 | 2700703 | 7/9/2021 | 270 | | 92,244,863.88 |
| 1870833 | 2700704 | 7/9/2021 | 270 | | 300.00 |
| 1870841 | Back Out Journal Er | 7/9/2021 | 270 | | 28,567.46 |
| 1870950 | 2780701 | 7/9/2021 | 270 | | 245,000,000.00 |
| 1871438 | 2780701 | 7/12/2021 | 270 | 251,000,000.00 | |
| 1871341 | 2200559 | 7/12/2021 | 270 | 14,534,161.52 | |
| 1871318 | 2700707 AIRS TAX | 7/12/2021 | 270 | 12,909,263.83 | |
| 1871371 | 2200597 | 7/12/2021 | 270 | 8,480,699.41 | |
| 1871329 | 3000702 | 7/12/2021 | 270 | 4,000,000.00 | |
| 1871437 | 0810701 | 7/12/2021 | 270 | 2,078,502.32 | |
| 1871375 | 2200601 | 7/12/2021 | 270 | 1,519,538.93 | |
| 1871344 | 2200563 | 7/12/2021 | 270 | 1,000,000.00 | |
| 1871423 | 2200661 | 7/12/2021 | 270 | 800,000.00 | |
| 1871327 | 2750701 | 7/12/2021 | 270 | 398,237.27 | |
| 1871343 | 2200561 | 7/12/2021 | 270 | 238,674.83 | |
| 1871355 | 2200576 | 7/12/2021 | 270 | 233,384.46 | |
| 1871380 | 2200608 | 7/12/2021 | 270 | 139,910.33 | |

Run Date: 12/30/2021
 Run Time: 2:44:16PM

Demand Account Activity

Start Date: 7/1/2021 End Date: 12/31/2021

Page: 7
 User: 0

| Jnl. Entry | Ref # | Trx. Date | Ledger | Debit Amount | Credit Amount |
|------------|-------------------|-----------|--------|--------------|---------------|
| 1871378 | 2200606 | 7/12/2021 | 270 | 135,150.07 | |
| 1871417 | 2200655 | 7/12/2021 | 270 | 127,716.11 | |
| 1871366 | 2200592 | 7/12/2021 | 270 | 123,789.62 | |
| 1871381 | 2200609 | 7/12/2021 | 270 | 114,956.19 | |
| 1871358 | 2200580 | 7/12/2021 | 270 | 106,560.30 | |
| 1871356 | 2200577 | 7/12/2021 | 270 | 72,479.00 | |
| 1871365 | 2200591 | 7/12/2021 | 270 | 71,512.68 | |
| 1871372 | 2200598 | 7/12/2021 | 270 | 61,783.78 | |
| 1871354 | 2200575 | 7/12/2021 | 270 | 54,456.21 | |
| 1871384 | 2200612 | 7/12/2021 | 270 | 47,329.13 | |
| 1871379 | 2200607 | 7/12/2021 | 270 | 40,851.00 | |
| 1871353 | 2200574 | 7/12/2021 | 270 | 35,000.00 | |
| 1871373 | 2200599 | 7/12/2021 | 270 | 33,820.09 | |
| 1871321 | 2700710 AIRS DSM | 7/12/2021 | 270 | 28,635.40 | |
| 1871319 | 2700708 AIRS TAX | 7/12/2021 | 270 | 26,945.08 | |
| 1871396 | 2200625 | 7/12/2021 | 270 | 24,820.00 | |
| 1871383 | 2200611 | 7/12/2021 | 270 | 23,328.54 | |
| 1871352 | 2200571 | 7/12/2021 | 270 | 23,255.73 | |
| 1871418 | 2200656 | 7/12/2021 | 270 | 22,548.00 | |
| 1871377 | 2200604 | 7/12/2021 | 270 | 21,595.00 | |
| 1871348 | 2200567 | 7/12/2021 | 270 | 17,577.63 | |
| 1871322 | 2700711 AIRS DSM | 7/12/2021 | 270 | 15,900.00 | |
| 1871367 | 2200593 | 7/12/2021 | 270 | 14,707.84 | |
| 1871368 | 2200594 | 7/12/2021 | 270 | 13,151.07 | |
| 1871345 | 2200564 | 7/12/2021 | 270 | 12,874.00 | |
| 1871399 | 2200628 | 7/12/2021 | 270 | 6,672.75 | |
| 1871357 | 2200579 | 7/12/2021 | 270 | 4,791.56 | |
| 1871362 | 2200584 | 7/12/2021 | 270 | 4,020.00 | |
| 1871351 | 2200570 | 7/12/2021 | 270 | 3,640.80 | |
| 1871347 | 2200566 | 7/12/2021 | 270 | 3,382.36 | |
| 1871359 | 2200581 | 7/12/2021 | 270 | 2,765.10 | |
| 1871363 | 2200586 | 7/12/2021 | 270 | 1,993.00 | |
| 1871320 | 2700709 AIRS DSM | 7/12/2021 | 270 | 1,755.87 | |
| 1871420 | 2200658 | 7/12/2021 | 270 | 1,725.00 | |
| 1871361 | 2200583 | 7/12/2021 | 270 | 1,690.00 | |
| 1871422 | 2200660 | 7/12/2021 | 270 | 1,476.91 | |
| 1871323 | 2700701 | 7/12/2021 | 270 | 1,200.00 | |
| 1871376 | 2200602 | 7/12/2021 | 270 | 1,025.00 | |
| 1871369 | 2200595 | 7/12/2021 | 270 | 817.35 | |
| 1871342 | 2200560 | 7/12/2021 | 270 | 532.00 | |
| 1871346 | 2200565 | 7/12/2021 | 270 | 354.03 | |
| 1871370 | 2200596 | 7/12/2021 | 270 | 264.40 | |
| 1871419 | 2200657 | 7/12/2021 | 270 | 112.50 | |
| 1871421 | 2200659 | 7/12/2021 | 270 | 96.25 | |
| 1871364 | 2200588 | 7/12/2021 | 270 | 80.00 | |
| 1871360 | 2200582 | 7/12/2021 | 270 | 68.71 | |
| 1871350 | 2200569 | 7/12/2021 | 270 | 56.25 | |
| 1871374 | 2200600 | 7/12/2021 | 270 | 45.13 | |
| 1871349 | 2200568 | 7/12/2021 | 270 | 14.24 | |
| 1871382 | 2200610 | 7/12/2021 | 270 | 9.30 | |
| 1871306 | CD ACH Bank Trans | 7/12/2021 | 270 | | 1,240,000.00 |
| 1871337 | DSMV E TICKET RE | 7/12/2021 | 270 | | 483.53 |
| 1871338 | DFA EFT REV 7-12- | 7/12/2021 | 270 | | 44,026.84 |
| 1871324 | 2700702 | 7/12/2021 | 270 | | 7,217,963.33 |
| 1871325 | 2700703 | 7/12/2021 | 270 | | 14,534,161.52 |
| 1871326 | 2700704 | 7/12/2021 | 270 | | 34,668,576.30 |

Run Date: 12/30/2021
 Run Time: 2:44:16PM

Demand Account Activity

Start Date: 7/1/2021 End Date: 12/31/2021

Page: 8
 User: 0

| Jnl. Entry | Ref # | Trx. Date | Ledger | Debit Amount | Credit Amount |
|------------|---------------------|-----------|--------|---------------|----------------|
| 1871328 | 2700705 | 7/12/2021 | 270 | | 35.00 |
| 1871333 | 2700706 | 7/12/2021 | 270 | | 239,986,313.89 |
| 1871451 | 2700707 AIRS TAX | 7/13/2021 | 270 | 43,186,960.30 | |
| 1871907 | 2200802 | 7/13/2021 | 270 | 17,690,019.70 | |
| 1871850 | 2200703 | 7/13/2021 | 270 | 15,735,256.27 | |
| 1871458 | 3000702 | 7/13/2021 | 270 | 5,000,000.00 | |
| 1871924 | 0810701 | 7/13/2021 | 270 | 3,719,182.17 | |
| 1871828 | Back Out Journal Er | 7/13/2021 | 270 | 1,188,891.87 | |
| 1871846 | 2200695 | 7/13/2021 | 270 | 734,698.49 | |
| 1871832 | 2200681 | 7/13/2021 | 270 | 726,822.72 | |
| 1871838 | 2200687 | 7/13/2021 | 270 | 573,645.20 | |
| 1871885 | 2200771 | 7/13/2021 | 270 | 340,360.65 | |
| 1871870 | 2200729 | 7/13/2021 | 270 | 256,350.00 | |
| 1871886 | 2200772 | 7/13/2021 | 270 | 240,773.33 | |
| 1871880 | 2200752 | 7/13/2021 | 270 | 238,068.04 | |
| 1871869 | 2200728 | 7/13/2021 | 270 | 180,000.00 | |
| 1871836 | 2200685 | 7/13/2021 | 270 | 172,410.06 | |
| 1871845 | 2200694 | 7/13/2021 | 270 | 144,989.25 | |
| 1871834 | 2200683 | 7/13/2021 | 270 | 139,875.68 | |
| 1871877 | 2200746 | 7/13/2021 | 270 | 108,429.81 | |
| 1871867 | 2200726 | 7/13/2021 | 270 | 98,846.02 | |
| 1871855 | 2200708 | 7/13/2021 | 270 | 96,562.06 | |
| 1871881 | 2200767 | 7/13/2021 | 270 | 89,641.71 | |
| 1871847 | 2200698 | 7/13/2021 | 270 | 65,878.79 | |
| 1871904 | 2200799 | 7/13/2021 | 270 | 58,236.19 | |
| 1871849 | 2200702 | 7/13/2021 | 270 | 55,689.88 | |
| 1871848 | 2200701 | 7/13/2021 | 270 | 42,232.84 | |
| 1871851 | 2200704 | 7/13/2021 | 270 | 29,417.10 | |
| 1871882 | 2200768 | 7/13/2021 | 270 | 28,586.88 | |
| 1871835 | 2200684 | 7/13/2021 | 270 | 26,640.49 | |
| 1871908 | 2200803 | 7/13/2021 | 270 | 25,420.00 | |
| 1871453 | 2700709 AIRS DSM | 7/13/2021 | 270 | 22,875.00 | |
| 1871854 | 2200707 | 7/13/2021 | 270 | 22,845.57 | |
| 1871833 | 2200682 | 7/13/2021 | 270 | 17,932.45 | |
| 1871905 | 2200800 | 7/13/2021 | 270 | 17,339.23 | |
| 1871856 | 2200709 | 7/13/2021 | 270 | 15,673.19 | |
| 1871837 | 2200686 | 7/13/2021 | 270 | 8,224.65 | |
| 1871452 | 2700708 AIRS DSM | 7/13/2021 | 270 | 6,565.69 | |
| 1871839 | 2200688 | 7/13/2021 | 270 | 5,797.62 | |
| 1871859 | 2200712 | 7/13/2021 | 270 | 3,990.00 | |
| 1871841 | 2200690 | 7/13/2021 | 270 | 3,032.00 | |
| 1871860 | 2200714 | 7/13/2021 | 270 | 2,559.25 | |
| 1871831 | 2200680 | 7/13/2021 | 270 | 2,300.00 | |
| 1871844 | 2200693 | 7/13/2021 | 270 | 2,282.00 | |
| 1871842 | 2200691 | 7/13/2021 | 270 | 2,094.00 | |
| 1871454 | 2700701 | 7/13/2021 | 270 | 2,057.86 | |
| 1871843 | 2200692 | 7/13/2021 | 270 | 1,900.00 | |
| 1871857 | 2200710 | 7/13/2021 | 270 | 1,820.00 | |
| 1871840 | 2200689 | 7/13/2021 | 270 | 1,452.83 | |
| 1871866 | 2200725 | 7/13/2021 | 270 | 1,130.00 | |
| 1871830 | 2200679 | 7/13/2021 | 270 | 940.00 | |
| 1871862 | 2200717 | 7/13/2021 | 270 | 866.50 | |
| 1871906 | 2200801 | 7/13/2021 | 270 | 450.00 | |
| 1871883 | 2200769 | 7/13/2021 | 270 | 426.99 | |
| 1871868 | 2200727 | 7/13/2021 | 270 | 350.00 | |
| 1871864 | 2200720 | 7/13/2021 | 270 | 140.00 | |

Run Date: 12/30/2021
 Run Time: 2:44:16PM

Demand Account Activity

Page: 9
 User: 0

Start Date: 7/1/2021 End Date: 12/31/2021

| Jnl. Entry | Ref # | Trx. Date | Ledger | Debit Amount | Credit Amount |
|------------|----------------------|-----------|--------|---------------|---------------|
| 1871852 | 2200705 | 7/13/2021 | 270 | 77.80 | |
| 1871853 | 2200706 | 7/13/2021 | 270 | 22.54 | |
| 1871441 | CD ACH Bank Trans | 7/13/2021 | 270 | | 963,000.00 |
| 1871827 | DFA EFT REV 7-13- | 7/13/2021 | 270 | | 4,256.90 |
| 1871455 | 2700702 | 7/13/2021 | 270 | | 13,395,173.46 |
| 1871456 | 2700703 | 7/13/2021 | 270 | | 31,603,662.45 |
| 1871457 | 2700704 | 7/13/2021 | 270 | | 50.00 |
| 1871460 | 2700705 | 7/13/2021 | 270 | | 1,188,891.87 |
| 1871822 | 2700706 | 7/13/2021 | 270 | | 26,688,972.50 |
| 1871829 | Correct Journal Entr | 7/13/2021 | 270 | | 1,188,891.67 |
| 1871925 | 2700701 | 7/13/2021 | 270 | | 17,000,000.00 |
| 1872364 | 2200916 | 7/14/2021 | 270 | 70,720,163.71 | |
| 1872257 | 2700707 AIRS TAX | 7/14/2021 | 270 | 46,843,960.83 | |
| 1872279 | Back Out Journal Er | 7/14/2021 | 270 | 46,843,960.83 | |
| 1872280 | Correct Journal Entr | 7/14/2021 | 270 | 46,843,960.83 | |
| 1872281 | 2200821 | 7/14/2021 | 270 | 12,154,387.59 | |
| 1872265 | 3000702 | 7/14/2021 | 270 | 6,000,000.00 | |
| 1872335 | 2200886 | 7/14/2021 | 270 | 1,881,228.75 | |
| 1872282 | 2200822 | 7/14/2021 | 270 | 1,782,857.43 | |
| 1872269 | 4720701 | 7/14/2021 | 270 | 1,301,236.98 | |
| 1872374 | 0810701 | 7/14/2021 | 270 | 1,151,553.38 | |
| 1872290 | 2200830 | 7/14/2021 | 270 | 1,029,736.56 | |
| 1872329 | 2200880 | 7/14/2021 | 270 | 665,265.78 | |
| 1872327 | 2200876 | 7/14/2021 | 270 | 458,400.56 | |
| 1872330 | 2200881 | 7/14/2021 | 270 | 260,687.16 | |
| 1872318 | 2200867 | 7/14/2021 | 270 | 239,632.86 | |
| 1872365 | 2200917 | 7/14/2021 | 270 | 160,834.04 | |
| 1872319 | 2200868 | 7/14/2021 | 270 | 159,945.74 | |
| 1872337 | 2200888 | 7/14/2021 | 270 | 143,119.56 | |
| 1872343 | 2200894 | 7/14/2021 | 270 | 105,061.00 | |
| 1872291 | 2200831 | 7/14/2021 | 270 | 95,116.79 | |
| 1872308 | 2200850 | 7/14/2021 | 270 | 75,377.15 | |
| 1872258 | 2700708 AIRS TAX | 7/14/2021 | 270 | 39,357.29 | |
| 1872302 | 2200842 | 7/14/2021 | 270 | 34,642.15 | |
| 1872283 | 2200823 | 7/14/2021 | 270 | 33,128.29 | |
| 1872304 | 2200846 | 7/14/2021 | 270 | 28,500.00 | |
| 1872332 | 2200883 | 7/14/2021 | 270 | 27,653.63 | |
| 1872305 | 2200847 | 7/14/2021 | 270 | 27,442.13 | |
| 1872331 | 2200882 | 7/14/2021 | 270 | 23,946.65 | |
| 1872328 | 2200877 | 7/14/2021 | 270 | 20,429.37 | |
| 1872342 | 2200893 | 7/14/2021 | 270 | 18,791.15 | |
| 1872320 | 2200869 | 7/14/2021 | 270 | 18,510.99 | |
| 1872311 | 2200855 | 7/14/2021 | 270 | 15,328.77 | |
| 1872285 | 2200825 | 7/14/2021 | 270 | 13,524.00 | |
| 1872260 | 2700710 AIRS DSM | 7/14/2021 | 270 | 11,948.18 | |
| 1872286 | 2200826 | 7/14/2021 | 270 | 11,348.00 | |
| 1872321 | 2200870 | 7/14/2021 | 270 | 10,753.36 | |
| 1872309 | 2200853 | 7/14/2021 | 270 | 10,075.05 | |
| 1872293 | 2200833 | 7/14/2021 | 270 | 8,232.43 | |
| 1872306 | 2200848 | 7/14/2021 | 270 | 7,870.98 | |
| 1872325 | 2200874 | 7/14/2021 | 270 | 7,653.56 | |
| 1872284 | 2200824 | 7/14/2021 | 270 | 7,552.00 | |
| 1872314 | 2200858 | 7/14/2021 | 270 | 5,190.00 | |
| 1872261 | 2700701 | 7/14/2021 | 270 | 4,634.02 | |
| 1872326 | 2200875 | 7/14/2021 | 270 | 4,300.68 | |
| 1872259 | 2700709 AIRS DSM | 7/14/2021 | 270 | 2,947.98 | |

Run Date: 12/30/2021
 Run Time: 2:44:16PM

Demand Account Activity

Start Date: 7/1/2021 End Date: 12/31/2021

Page: 10
 User: 0

| Jnl. Entry | Ref # | Trx. Date | Ledger | Debit Amount | Credit Amount |
|------------|----------------------|-----------|--------|---------------|---------------|
| 1872322 | 2200871 | 7/14/2021 | 270 | 2,678.00 | |
| 1872303 | 2200845 | 7/14/2021 | 270 | 2,380.00 | |
| 1872323 | 2200872 | 7/14/2021 | 270 | 2,242.34 | |
| 1872334 | 2200885 | 7/14/2021 | 270 | 2,141.64 | |
| 1872289 | 2200829 | 7/14/2021 | 270 | 2,072.86 | |
| 1872315 | 2200860 | 7/14/2021 | 270 | 1,538.50 | |
| 1872310 | 2200854 | 7/14/2021 | 270 | 1,463.70 | |
| 1872313 | 2200857 | 7/14/2021 | 270 | 1,420.00 | |
| 1872316 | 2200862 | 7/14/2021 | 270 | 1,134.00 | |
| 1872292 | 2200832 | 7/14/2021 | 270 | 1,050.36 | |
| 1872307 | 2200849 | 7/14/2021 | 270 | 658.59 | |
| 1872324 | 2200873 | 7/14/2021 | 270 | 367.06 | |
| 1872263 | 2750701 | 7/14/2021 | 270 | 269.00 | |
| 1872336 | 2200887 | 7/14/2021 | 270 | 259.17 | |
| 1872317 | 2200864 | 7/14/2021 | 270 | 160.00 | |
| 1872287 | 2200827 | 7/14/2021 | 270 | 94.32 | |
| 1872333 | 2200884 | 7/14/2021 | 270 | 59.55 | |
| 1872288 | 2200828 | 7/14/2021 | 270 | 56.25 | |
| 1872312 | 2200856 | 7/14/2021 | 270 | 46.12 | |
| 1872277 | DFA EFT REV 7/14/ | 7/14/2021 | 270 | | 12,624.39 |
| 1872257 | 2700707 AIRS TAX | 7/14/2021 | 270 | | 46,843,960.83 |
| 1872262 | 2700702 | 7/14/2021 | 270 | | 12,154,387.59 |
| 1872264 | 2700703 | 7/14/2021 | 270 | | 5,570,777.81 |
| 1872266 | 2700704 | 7/14/2021 | 270 | | 54.00 |
| 1872267 | 2700705 | 7/14/2021 | 270 | | 16,247,345.16 |
| 1872271 | 2700706 | 7/14/2021 | 270 | | 1,074,892.50 |
| 1872273 | 2700715 | 7/14/2021 | 270 | | 67,242,959.14 |
| 1872279 | Back Out Journal Er | 7/14/2021 | 270 | | 46,843,960.83 |
| 1872375 | 2700701 | 7/14/2021 | 270 | | 43,000,000.00 |
| 1873789 | 2200971 | 7/15/2021 | 270 | 47,459,308.01 | |
| 1873857 | 2780701 | 7/15/2021 | 270 | 34,000,000.00 | |
| 1873723 | 2700707 AIRS TAX | 7/15/2021 | 270 | 14,457,735.22 | |
| 1873733 | 3000702 | 7/15/2021 | 270 | 7,000,000.00 | |
| 1873751 | Correct Journal Entr | 7/15/2021 | 270 | 3,198,030.02 | |
| 1873749 | 0810701 | 7/15/2021 | 270 | 2,447,776.73 | |
| 1873792 | 2200975 | 7/15/2021 | 270 | 1,310,790.01 | |
| 1873760 | 2200935 | 7/15/2021 | 270 | 1,273,479.26 | |
| 1873794 | 2200977 | 7/15/2021 | 270 | 879,815.20 | |
| 1873848 | 2201046 | 7/15/2021 | 270 | 656,291.00 | |
| 1873777 | 2200954 | 7/15/2021 | 270 | 533,133.88 | |
| 1873793 | 2200976 | 7/15/2021 | 270 | 510,448.86 | |
| 1873846 | 2201044 | 7/15/2021 | 270 | 491,000.00 | |
| 1873824 | 2201010 | 7/15/2021 | 270 | 233,360.00 | |
| 1873768 | 2200943 | 7/15/2021 | 270 | 209,942.36 | |
| 1873764 | 2200939 | 7/15/2021 | 270 | 188,958.41 | |
| 1873774 | 2200951 | 7/15/2021 | 270 | 151,457.63 | |
| 1873797 | 2200980 | 7/15/2021 | 270 | 145,364.69 | |
| 1873798 | 2200981 | 7/15/2021 | 270 | 108,954.10 | |
| 1873780 | 2200957 | 7/15/2021 | 270 | 100,000.00 | |
| 1873743 | 3980704 | 7/15/2021 | 270 | 96,047.87 | |
| 1873847 | 2201045 | 7/15/2021 | 270 | 89,451.83 | |
| 1873772 | 2200947 | 7/15/2021 | 270 | 85,751.71 | |
| 1873775 | 2200952 | 7/15/2021 | 270 | 75,957.85 | |
| 1873766 | 2200941 | 7/15/2021 | 270 | 73,728.39 | |
| 1873724 | 2700708 AIRS TAX | 7/15/2021 | 270 | 65,411.20 | |
| 1873769 | 2200944 | 7/15/2021 | 270 | 61,972.83 | |

Run Date: 12/30/2021
 Run Time: 2:44:16PM

Demand Account Activity

Page: 11
 User: 0

Start Date: 7/1/2021 End Date: 12/31/2021

| Jnl. Entry | Ref # | Trx. Date | Ledger | Debit Amount | Credit Amount |
|------------|------------------|-----------|--------|--------------|---------------|
| 1873795 | 2200978 | 7/15/2021 | 270 | 61,484.02 | |
| 1873804 | 2200987 | 7/15/2021 | 270 | 56,328.30 | |
| 1873796 | 2200979 | 7/15/2021 | 270 | 51,336.56 | |
| 1873806 | 2200989 | 7/15/2021 | 270 | 38,745.51 | |
| 1873790 | 2200973 | 7/15/2021 | 270 | 35,683.86 | |
| 1873757 | 2200932 | 7/15/2021 | 270 | 34,352.00 | |
| 1873726 | 2700710 AIRS SAM | 7/15/2021 | 270 | 29,890.32 | |
| 1873819 | 2201004 | 7/15/2021 | 270 | 27,025.00 | |
| 1873765 | 2200940 | 7/15/2021 | 270 | 25,898.00 | |
| 1873815 | 2200999 | 7/15/2021 | 270 | 24,820.00 | |
| 1873725 | 2700709 AIRS DSM | 7/15/2021 | 270 | 23,910.36 | |
| 1873823 | 2201009 | 7/15/2021 | 270 | 18,611.00 | |
| 1873763 | 2200938 | 7/15/2021 | 270 | 15,952.92 | |
| 1873802 | 2200985 | 7/15/2021 | 270 | 13,783.94 | |
| 1873729 | 2750701 | 7/15/2021 | 270 | 13,273.50 | |
| 1873727 | 2700711 AIRS DSM | 7/15/2021 | 270 | 12,825.00 | |
| 1873779 | 2200956 | 7/15/2021 | 270 | 10,758.60 | |
| 1873814 | 2200998 | 7/15/2021 | 270 | 9,709.50 | |
| 1873811 | 2200995 | 7/15/2021 | 270 | 9,400.00 | |
| 1873762 | 2200937 | 7/15/2021 | 270 | 8,536.97 | |
| 1873783 | 2200960 | 7/15/2021 | 270 | 8,085.00 | |
| 1873799 | 2200982 | 7/15/2021 | 270 | 7,539.24 | |
| 1873807 | 2200990 | 7/15/2021 | 270 | 6,766.50 | |
| 1873787 | 2200969 | 7/15/2021 | 270 | 6,572.79 | |
| 1873728 | 2700701 | 7/15/2021 | 270 | 5,992.52 | |
| 1873830 | 2201016 | 7/15/2021 | 270 | 5,850.00 | |
| 1873784 | 2200962 | 7/15/2021 | 270 | 5,762.75 | |
| 1873845 | 2201043 | 7/15/2021 | 270 | 5,413.25 | |
| 1873791 | 2200974 | 7/15/2021 | 270 | 5,241.91 | |
| 1873832 | 2201018 | 7/15/2021 | 270 | 2,500.00 | |
| 1873782 | 2200959 | 7/15/2021 | 270 | 2,420.00 | |
| 1873829 | 2201015 | 7/15/2021 | 270 | 1,948.00 | |
| 1873761 | 2200936 | 7/15/2021 | 270 | 1,941.29 | |
| 1873800 | 2200983 | 7/15/2021 | 270 | 1,827.01 | |
| 1873771 | 2200946 | 7/15/2021 | 270 | 1,525.00 | |
| 1873767 | 2200942 | 7/15/2021 | 270 | 1,323.98 | |
| 1873831 | 2201017 | 7/15/2021 | 270 | 1,130.62 | |
| 1873778 | 2200955 | 7/15/2021 | 270 | 981.90 | |
| 1873805 | 2200988 | 7/15/2021 | 270 | 810.00 | |
| 1873785 | 2200964 | 7/15/2021 | 270 | 768.00 | |
| 1873776 | 2200953 | 7/15/2021 | 270 | 759.08 | |
| 1873781 | 2200958 | 7/15/2021 | 270 | 652.85 | |
| 1873801 | 2200984 | 7/15/2021 | 270 | 569.29 | |
| 1873759 | 2200934 | 7/15/2021 | 270 | 505.76 | |
| 1873755 | 2200930 | 7/15/2021 | 270 | 463.00 | |
| 1873788 | 2200970 | 7/15/2021 | 270 | 462.02 | |
| 1873827 | 2201013 | 7/15/2021 | 270 | 350.00 | |
| 1873773 | 2200950 | 7/15/2021 | 270 | 286.67 | |
| 1873770 | 2200945 | 7/15/2021 | 270 | 220.50 | |
| 1873754 | 2200929 | 7/15/2021 | 270 | 129.50 | |
| 1873736 | 0800701 | 7/15/2021 | 270 | 127.23 | |
| 1873786 | 2200966 | 7/15/2021 | 270 | 120.00 | |
| 1873803 | 2200986 | 7/15/2021 | 270 | 119.41 | |
| 1873758 | 2200933 | 7/15/2021 | 270 | 60.00 | |
| 1873756 | 2200931 | 7/15/2021 | 270 | 51.00 | |
| 1873810 | 2200994 | 7/15/2021 | 270 | 50.82 | |

Run Date: 12/30/2021
 Run Time: 2:44:16PM

Demand Account Activity

Start Date: 7/1/2021 End Date: 12/31/2021

Page: 12
 User: 0

| Jnl. Entry | Ref # | Trx. Date | Ledger | Debit Amount | Credit Amount |
|------------|---------------------|-----------|--------|----------------|---------------|
| 1873753 | 2200928 | 7/15/2021 | 270 | 48.47 | |
| 1873732 | DFA EFT REV 7-15- | 7/15/2021 | 270 | | 16,343.74 |
| 1873730 | 2700702 | 7/15/2021 | 270 | | 12,521,696.87 |
| 1873731 | 2700703 | 7/15/2021 | 270 | | 150.00 |
| 1873734 | 2700704 | 7/15/2021 | 270 | | 9,685,156.94 |
| 1873742 | 2700705 | 7/15/2021 | 270 | | 1,630,858.65 |
| 1873745 | 2700706 | 7/15/2021 | 270 | | 89,858,422.84 |
| 1873750 | Back Out Journal Er | 7/15/2021 | 270 | | 2,447,776.73 |
| 1874200 | 2700707 AIRS TAX | 7/16/2021 | 270 | 149,250,572.41 | |
| 1874220 | 3980703 | 7/16/2021 | 270 | 45,481,147.86 | |
| 1873861 | CD ACH Bank Trans | 7/16/2021 | 270 | 40,000,000.00 | |
| 1874212 | 2120701 | 7/16/2021 | 270 | 40,000,000.00 | |
| 1874336 | 2780701 | 7/16/2021 | 270 | 10,000,000.00 | |
| 1874227 | 2201056 | 7/16/2021 | 270 | 9,366,267.85 | |
| 1874206 | 2700702 | 7/16/2021 | 270 | 7,383,036.58 | |
| 1874223 | Back Out Journal Er | 7/16/2021 | 270 | 7,383,036.58 | |
| 1874256 | 2201101 | 7/16/2021 | 270 | 6,364,264.16 | |
| 1874225 | 0810701 | 7/16/2021 | 270 | 5,888,520.83 | |
| 1874332 | 2201210 | 7/16/2021 | 270 | 5,675,855.14 | |
| 1874208 | 3000703 | 7/16/2021 | 270 | 4,000,000.00 | |
| 1874237 | 2201068 | 7/16/2021 | 270 | 3,556,601.89 | |
| 1874234 | 2201064 | 7/16/2021 | 270 | 2,699,298.79 | |
| 1874235 | 2201066 | 7/16/2021 | 270 | 1,397,597.82 | |
| 1874257 | 2201102 | 7/16/2021 | 270 | 664,028.80 | |
| 1874236 | 2201067 | 7/16/2021 | 270 | 386,943.73 | |
| 1874253 | 2201087 | 7/16/2021 | 270 | 242,500.37 | |
| 1874232 | 2201061 | 7/16/2021 | 270 | 173,865.50 | |
| 1874251 | 2201085 | 7/16/2021 | 270 | 125,904.63 | |
| 1874255 | 2201094 | 7/16/2021 | 270 | 125,834.46 | |
| 1874228 | 2201057 | 7/16/2021 | 270 | 114,532.50 | |
| 1874244 | 2201077 | 7/16/2021 | 270 | 99,340.40 | |
| 1874317 | 2201179 | 7/16/2021 | 270 | 86,334.35 | |
| 1874287 | 2201139 | 7/16/2021 | 270 | 81,730.00 | |
| 1874286 | 2201138 | 7/16/2021 | 270 | 71,910.00 | |
| 1874201 | 2700708 AIRS TAX | 7/16/2021 | 270 | 71,266.44 | |
| 1874238 | 2201069 | 7/16/2021 | 270 | 45,767.86 | |
| 1874240 | 2201071 | 7/16/2021 | 270 | 39,561.26 | |
| 1874254 | 2201093 | 7/16/2021 | 270 | 33,741.59 | |
| 1874282 | 2201132 | 7/16/2021 | 270 | 29,864.97 | |
| 1874233 | 2201063 | 7/16/2021 | 270 | 22,426.24 | |
| 1874283 | 2201135 | 7/16/2021 | 270 | 16,850.00 | |
| 1874204 | 2700711 AIRS DSM | 7/16/2021 | 270 | 15,075.00 | |
| 1874226 | 2201055 | 7/16/2021 | 270 | 13,654.79 | |
| 1874272 | 2201122 | 7/16/2021 | 270 | 11,550.00 | |
| 1874284 | 2201136 | 7/16/2021 | 270 | 11,280.00 | |
| 1874252 | 2201086 | 7/16/2021 | 270 | 11,267.83 | |
| 1874264 | 2201114 | 7/16/2021 | 270 | 10,868.65 | |
| 1874333 | 2201211 | 7/16/2021 | 270 | 10,062.26 | |
| 1874265 | 2201115 | 7/16/2021 | 270 | 9,638.95 | |
| 1874203 | 2700710 AIRS DSM | 7/16/2021 | 270 | 8,917.57 | |
| 1874281 | 2201131 | 7/16/2021 | 270 | 8,088.32 | |
| 1874276 | 2201126 | 7/16/2021 | 270 | 7,638.74 | |
| 1874239 | 2201070 | 7/16/2021 | 270 | 7,379.90 | |
| 1874202 | 2700709 AIRS DSM | 7/16/2021 | 270 | 6,157.27 | |
| 1874280 | 2201130 | 7/16/2021 | 270 | 5,600.00 | |
| 1874230 | 2201059 | 7/16/2021 | 270 | 5,443.11 | |

Run Date: 12/30/2021
 Run Time: 2:44:16PM

Demand Account Activity

Page: 13
 User: 0

Start Date: 7/1/2021 End Date: 12/31/2021

| Jnl. Entry | Ref # | Trx. Date | Ledger | Debit Amount | Credit Amount |
|------------|----------------------|-----------|--------|---------------|----------------|
| 1874266 | 2201116 | 7/16/2021 | 270 | 5,426.47 | |
| 1874267 | 2201117 | 7/16/2021 | 270 | 5,045.18 | |
| 1874279 | 2201129 | 7/16/2021 | 270 | 5,000.00 | |
| 1874260 | 2201105 | 7/16/2021 | 270 | 4,345.00 | |
| 1874275 | 2201125 | 7/16/2021 | 270 | 4,309.67 | |
| 1874269 | 2201119 | 7/16/2021 | 270 | 4,196.73 | |
| 1874268 | 2201118 | 7/16/2021 | 270 | 4,196.71 | |
| 1874270 | 2201120 | 7/16/2021 | 270 | 3,593.05 | |
| 1874271 | 2201121 | 7/16/2021 | 270 | 3,189.21 | |
| 1874273 | 2201123 | 7/16/2021 | 270 | 1,965.00 | |
| 1874274 | 2201124 | 7/16/2021 | 270 | 1,757.50 | |
| 1874259 | 2201104 | 7/16/2021 | 270 | 1,680.00 | |
| 1874261 | 2201107 | 7/16/2021 | 270 | 1,651.75 | |
| 1874285 | 2201137 | 7/16/2021 | 270 | 1,000.00 | |
| 1874262 | 2201109 | 7/16/2021 | 270 | 875.75 | |
| 1874247 | 2201081 | 7/16/2021 | 270 | 499.49 | |
| 1874205 | 2700701 | 7/16/2021 | 270 | 411.43 | |
| 1874278 | 2201128 | 7/16/2021 | 270 | 350.00 | |
| 1874248 | 2201082 | 7/16/2021 | 270 | 218.37 | |
| 1874263 | 2201111 | 7/16/2021 | 270 | 140.00 | |
| 1874231 | 2201060 | 7/16/2021 | 270 | 119.58 | |
| 1874229 | 2201058 | 7/16/2021 | 270 | 119.24 | |
| 1874277 | 2201127 | 7/16/2021 | 270 | 86.24 | |
| 1874258 | 2201103 | 7/16/2021 | 270 | 73.90 | |
| 1874249 | 2201083 | 7/16/2021 | 270 | 40.82 | |
| 1874250 | 2201084 | 7/16/2021 | 270 | 8.31 | |
| 1873860 | CD ACH Bank Trans | 7/16/2021 | 270 | | 40,000,000.00 |
| 1874219 | DFA EFT REV 7-16- | 7/16/2021 | 270 | | 231,795.60 |
| 1874206 | 2700702 | 7/16/2021 | 270 | | 7,383,036.58 |
| 1874207 | 2700703 | 7/16/2021 | 270 | | 9,366,267.85 |
| 1874209 | 2700704 | 7/16/2021 | 270 | | 226,554,515.98 |
| 1874210 | 2700705 | 7/16/2021 | 270 | | 75.00 |
| 1874213 | 2700706 | 7/16/2021 | 270 | | 2,606,807.37 |
| 1874214 | 2700715 | 7/16/2021 | 270 | | 40,000,000.00 |
| 1874223 | Back Out Journal Er | 7/16/2021 | 270 | | 7,383,036.58 |
| 1874224 | Correct Journal Entr | 7/16/2021 | 270 | | 7,383,036.58 |
| 1874659 | 222700701EFT AIRS | 7/19/2021 | 270 | 65,847,808.39 | |
| 1874766 | 222700725 | 7/19/2021 | 270 | 29,000,000.00 | |
| 1874735 | 2201320 | 7/19/2021 | 270 | 7,120,413.31 | |
| 1874636 | 222700706 | 7/19/2021 | 270 | 5,000,000.00 | |
| 1874727 | 2201312 | 7/19/2021 | 270 | 3,668,558.90 | |
| 1874736 | 2201321 | 7/19/2021 | 270 | 3,327,240.75 | |
| 1874710 | 2201276 | 7/19/2021 | 270 | 1,300,000.00 | |
| 1874724 | 2201308 | 7/19/2021 | 270 | 1,180,512.06 | |
| 1874733 | 2201318 | 7/19/2021 | 270 | 872,753.95 | |
| 1874667 | 2201213 | 7/19/2021 | 270 | 773,864.79 | |
| 1874711 | 2201277 | 7/19/2021 | 270 | 500,000.00 | |
| 1874699 | 2201264 | 7/19/2021 | 270 | 345,666.76 | |
| 1874767 | 222700726 | 7/19/2021 | 270 | 341,216.95 | |
| 1874697 | 2201259 | 7/19/2021 | 270 | 317,119.49 | |
| 1874685 | 2201236 | 7/19/2021 | 270 | 253,740.36 | |
| 1874684 | 2201235 | 7/19/2021 | 270 | 181,827.69 | |
| 1874728 | 2201313 | 7/19/2021 | 270 | 158,083.76 | |
| 1874672 | 2201218 | 7/19/2021 | 270 | 150,032.55 | |
| 1874729 | 2201314 | 7/19/2021 | 270 | 146,451.78 | |
| 1874686 | 2201237 | 7/19/2021 | 270 | 108,526.90 | |

Run Date: 12/30/2021
Run Time: 2:44:16PM

Demand Account Activity

Start Date: 7/1/2021 End Date: 12/31/2021

Page: 14
User: 0

| Jnl. Entry | Ref # | Trx. Date | Ledger | Debit Amount | Credit Amount |
|------------|------------------|-----------|--------|--------------|---------------|
| 1874700 | 2201265 | 7/19/2021 | 270 | 107,392.70 | |
| 1874682 | 2201233 | 7/19/2021 | 270 | 95,018.05 | |
| 1874737 | 2201322 | 7/19/2021 | 270 | 79,227.42 | |
| 1874701 | 2201266 | 7/19/2021 | 270 | 78,896.06 | |
| 1874716 | 2201300 | 7/19/2021 | 270 | 75,679.46 | |
| 1874738 | 2201323 | 7/19/2021 | 270 | 72,605.50 | |
| 1874712 | 2201278 | 7/19/2021 | 270 | 66,985.12 | |
| 1874696 | 2201258 | 7/19/2021 | 270 | 50,754.50 | |
| 1874694 | 2201247 | 7/19/2021 | 270 | 42,614.90 | |
| 1874662 | 222700704IRPCC A | 7/19/2021 | 270 | 30,639.18 | |
| 1874693 | 2201246 | 7/19/2021 | 270 | 22,464.37 | |
| 1874730 | 2201315 | 7/19/2021 | 270 | 18,982.74 | |
| 1874663 | 222700705ABC LIC | 7/19/2021 | 270 | 17,250.00 | |
| 1874713 | 2201297 | 7/19/2021 | 270 | 15,473.20 | |
| 1874692 | 2201245 | 7/19/2021 | 270 | 15,096.80 | |
| 1874637 | 222700707 | 7/19/2021 | 270 | 12,217.00 | |
| 1874687 | 2201238 | 7/19/2021 | 270 | 11,479.21 | |
| 1874661 | 222700703IFTA CC | 7/19/2021 | 270 | 10,958.87 | |
| 1874660 | 222700702CC AIRS | 7/19/2021 | 270 | 10,882.04 | |
| 1874668 | 2201214 | 7/19/2021 | 270 | 10,774.00 | |
| 1874673 | 2201219 | 7/19/2021 | 270 | 10,702.64 | |
| 1874674 | 2201220 | 7/19/2021 | 270 | 9,957.00 | |
| 1874688 | 2201239 | 7/19/2021 | 270 | 9,802.09 | |
| 1874704 | 2201269 | 7/19/2021 | 270 | 9,714.36 | |
| 1874691 | 2201244 | 7/19/2021 | 270 | 9,539.66 | |
| 1874689 | 2201242 | 7/19/2021 | 270 | 8,533.78 | |
| 1874705 | 2201270 | 7/19/2021 | 270 | 7,672.45 | |
| 1874695 | 2201257 | 7/19/2021 | 270 | 7,501.18 | |
| 1874708 | 2201274 | 7/19/2021 | 270 | 7,300.00 | |
| 1874707 | 2201273 | 7/19/2021 | 270 | 7,103.25 | |
| 1874680 | 2201231 | 7/19/2021 | 270 | 6,843.54 | |
| 1874690 | 2201243 | 7/19/2021 | 270 | 6,736.44 | |
| 1874703 | 2201268 | 7/19/2021 | 270 | 5,401.52 | |
| 1874715 | 2201299 | 7/19/2021 | 270 | 5,059.60 | |
| 1874671 | 2201217 | 7/19/2021 | 270 | 4,721.50 | |
| 1874702 | 2201267 | 7/19/2021 | 270 | 3,475.48 | |
| 1874725 | 2201310 | 7/19/2021 | 270 | 3,226.05 | |
| 1874676 | 2201222 | 7/19/2021 | 270 | 2,925.00 | |
| 1874731 | 2201316 | 7/19/2021 | 270 | 2,873.25 | |
| 1874723 | 2201307 | 7/19/2021 | 270 | 2,022.44 | |
| 1874677 | 2201224 | 7/19/2021 | 270 | 1,979.75 | |
| 1874675 | 2201221 | 7/19/2021 | 270 | 1,790.00 | |
| 1874717 | 2201301 | 7/19/2021 | 270 | 1,557.76 | |
| 1874669 | 2201215 | 7/19/2021 | 270 | 1,270.00 | |
| 1874683 | 2201234 | 7/19/2021 | 270 | 1,242.21 | |
| 1874678 | 2201226 | 7/19/2021 | 270 | 1,182.75 | |
| 1874722 | 2201306 | 7/19/2021 | 270 | 1,140.00 | |
| 1874664 | 2201212 | 7/19/2021 | 270 | 1,000.00 | |
| 1874706 | 2201272 | 7/19/2021 | 270 | 1,000.00 | |
| 1874720 | 2201304 | 7/19/2021 | 270 | 1,000.00 | |
| 1874719 | 2201303 | 7/19/2021 | 270 | 840.00 | |
| 1874718 | 2201302 | 7/19/2021 | 270 | 690.00 | |
| 1874734 | 2201319 | 7/19/2021 | 270 | 680.19 | |
| 1874726 | 2201311 | 7/19/2021 | 270 | 451.21 | |
| 1874714 | 2201298 | 7/19/2021 | 270 | 450.00 | |
| 1874721 | 2201305 | 7/19/2021 | 270 | 300.00 | |

Run Date: 12/30/2021
 Run Time: 2:44:16PM

Demand Account Activity

Start Date: 7/1/2021 End Date: 12/31/2021

Page: 15
 User: 0

| Jnl. Entry | Ref # | Trx. Date | Ledger | Debit Amount | Credit Amount |
|------------|-------------------|-----------|--------|---------------|---------------|
| 1874670 | 2201216 | 7/19/2021 | 270 | 116.25 | |
| 1874679 | 2201228 | 7/19/2021 | 270 | 100.00 | |
| 1874681 | 2201232 | 7/19/2021 | 270 | 28.23 | |
| 1874638 | 222700708 | 7/19/2021 | 270 | 6.00 | |
| 1874732 | 2201317 | 7/19/2021 | 270 | 2.20 | |
| 1874709 | 2201275 | 7/19/2021 | 270 | 0.03 | |
| 1874338 | 2700701 | 7/19/2021 | 270 | | 13,654.79 |
| 1874665 | 8009577 EFT SST F | 7/19/2021 | 270 | | 730.21 |
| 1874666 | 8009576 EFT REV 7 | 7/19/2021 | 270 | | 15,690.88 |
| 1874639 | 222700709 | 7/19/2021 | 270 | | 25.00 |
| 1874640 | 222700710 | 7/19/2021 | 270 | | 18,187,805.57 |
| 1874641 | 222700711 | 7/19/2021 | 270 | | 8,091,704.96 |
| 1874644 | 222700714 | 7/19/2021 | 270 | | 3,996,689.12 |
| 1874646 | 222700716 | 7/19/2021 | 270 | | 91,975,406.66 |
| 1875155 | 222700701 | 7/20/2021 | 270 | 36,568,950.82 | |
| 1875140 | 222700711 | 7/20/2021 | 270 | 7,000,000.00 | |
| 1875215 | 2201415 | 7/20/2021 | 270 | 5,940,677.98 | |
| 1875269 | 222700721 | 7/20/2021 | 270 | 5,335,977.73 | |
| 1875181 | 2201352 | 7/20/2021 | 270 | 1,332,159.13 | |
| 1875217 | 2201417 | 7/20/2021 | 270 | 1,274,420.28 | |
| 1875243 | 2201445 | 7/20/2021 | 270 | 687,682.93 | |
| 1875157 | 222700703NON AIR | 7/20/2021 | 270 | 533,638.81 | |
| 1875182 | 2201353 | 7/20/2021 | 270 | 321,716.36 | |
| 1875163 | 2201330 | 7/20/2021 | 270 | 285,688.40 | |
| 1875172 | 2201340 | 7/20/2021 | 270 | 248,430.85 | |
| 1875171 | 2201338 | 7/20/2021 | 270 | 193,884.66 | |
| 1875216 | 2201416 | 7/20/2021 | 270 | 160,000.00 | |
| 1875233 | 2201435 | 7/20/2021 | 270 | 156,995.23 | |
| 1875183 | 2201354 | 7/20/2021 | 270 | 155,914.15 | |
| 1875191 | 2201362 | 7/20/2021 | 270 | 104,288.27 | |
| 1875205 | 2201390 | 7/20/2021 | 270 | 101,992.09 | |
| 1875193 | 2201364 | 7/20/2021 | 270 | 100,000.00 | |
| 1875207 | 2201395 | 7/20/2021 | 270 | 89,118.82 | |
| 1875218 | 2201419 | 7/20/2021 | 270 | 79,583.00 | |
| 1875208 | 2201400 | 7/20/2021 | 270 | 62,794.79 | |
| 1875227 | 2201429 | 7/20/2021 | 270 | 41,645.42 | |
| 1875170 | 2201337 | 7/20/2021 | 270 | 41,402.42 | |
| 1875156 | 222700702CC AIRS | 7/20/2021 | 270 | 39,239.43 | |
| 1875169 | 2201336 | 7/20/2021 | 270 | 35,480.74 | |
| 1875159 | 222700705IRPCC A | 7/20/2021 | 270 | 29,110.69 | |
| 1875179 | 2201348 | 7/20/2021 | 270 | 27,542.88 | |
| 1875219 | 2201420 | 7/20/2021 | 270 | 25,730.90 | |
| 1875187 | 2201358 | 7/20/2021 | 270 | 17,361.37 | |
| 1875175 | 2201344 | 7/20/2021 | 270 | 16,735.00 | |
| 1875190 | 2201361 | 7/20/2021 | 270 | 15,573.61 | |
| 1875164 | 2201331 | 7/20/2021 | 270 | 14,451.00 | |
| 1875239 | 2201441 | 7/20/2021 | 270 | 13,124.00 | |
| 1875137 | 222700708 | 7/20/2021 | 270 | 10,894.01 | |
| 1875165 | 2201332 | 7/20/2021 | 270 | 10,524.00 | |
| 1875199 | 2201372 | 7/20/2021 | 270 | 10,265.00 | |
| 1875180 | 2201351 | 7/20/2021 | 270 | 10,236.55 | |
| 1875228 | 2201430 | 7/20/2021 | 270 | 10,110.00 | |
| 1875158 | 222700704IFTA CC | 7/20/2021 | 270 | 7,110.52 | |
| 1875222 | 2201424 | 7/20/2021 | 270 | 6,289.35 | |
| 1875242 | 2201444 | 7/20/2021 | 270 | 6,111.50 | |
| 1875160 | 222700706ABC LIC | 7/20/2021 | 270 | 5,925.00 | |

Run Date: 12/30/2021
 Run Time: 2:44:16PM

Demand Account Activity

Start Date: 7/1/2021 End Date: 12/31/2021

Page: 16
 User: 0

| Jnl. Entry | Ref # | Trx. Date | Ledger | Debit Amount | Credit Amount |
|------------|-------------------|-----------|--------|----------------|---------------|
| 1875225 | 2201427 | 7/20/2021 | 270 | 5,491.32 | |
| 1875173 | 2201342 | 7/20/2021 | 270 | 5,150.00 | |
| 1875241 | 2201443 | 7/20/2021 | 270 | 4,677.50 | |
| 1875168 | 2201335 | 7/20/2021 | 270 | 4,162.50 | |
| 1875189 | 2201360 | 7/20/2021 | 270 | 4,096.80 | |
| 1875174 | 2201343 | 7/20/2021 | 270 | 3,665.00 | |
| 1875210 | 2201405 | 7/20/2021 | 270 | 3,330.00 | |
| 1875240 | 2201442 | 7/20/2021 | 270 | 3,190.00 | |
| 1875221 | 2201422 | 7/20/2021 | 270 | 2,938.99 | |
| 1875220 | 2201421 | 7/20/2021 | 270 | 2,667.88 | |
| 1875226 | 2201428 | 7/20/2021 | 270 | 2,644.48 | |
| 1875188 | 2201359 | 7/20/2021 | 270 | 2,609.00 | |
| 1875234 | 2201436 | 7/20/2021 | 270 | 2,562.47 | |
| 1875223 | 2201425 | 7/20/2021 | 270 | 2,338.05 | |
| 1875166 | 2201333 | 7/20/2021 | 270 | 1,885.00 | |
| 1875211 | 2201407 | 7/20/2021 | 270 | 1,715.00 | |
| 1875212 | 2201409 | 7/20/2021 | 270 | 1,606.25 | |
| 1875209 | 2201404 | 7/20/2021 | 270 | 1,470.00 | |
| 1875194 | 2201365 | 7/20/2021 | 270 | 1,250.00 | |
| 1875192 | 2201363 | 7/20/2021 | 270 | 800.00 | |
| 1875176 | 2201345 | 7/20/2021 | 270 | 684.00 | |
| 1875184 | 2201355 | 7/20/2021 | 270 | 495.41 | |
| 1875214 | 2201414 | 7/20/2021 | 270 | 480.00 | |
| 1875167 | 2201334 | 7/20/2021 | 270 | 472.00 | |
| 1875185 | 2201356 | 7/20/2021 | 270 | 450.98 | |
| 1875177 | 2201346 | 7/20/2021 | 270 | 310.00 | |
| 1875161 | 222700718 | 7/20/2021 | 270 | 85.00 | |
| 1875178 | 2201347 | 7/20/2021 | 270 | 82.08 | |
| 1875213 | 2201411 | 7/20/2021 | 270 | 40.00 | |
| 1875136 | 222700707 | 7/20/2021 | 270 | 27.54 | |
| 1875186 | 2201357 | 7/20/2021 | 270 | 7.95 | |
| 1875133 | 8009579 EFT REV | 7/20/2021 | 270 | | 5,292.76 |
| 1875138 | 222700709 | 7/20/2021 | 270 | | 15,157,249.15 |
| 1875139 | 222700710 | 7/20/2021 | 270 | | 9,365,086.55 |
| 1875142 | 222700713 | 7/20/2021 | 270 | | 7,585,426.84 |
| 1875146 | 222700716 | 7/20/2021 | 270 | | 24,050,272.56 |
| 1875162 | 222700720 | 7/20/2021 | 270 | | 5,000,000.00 |
| 1875569 | 222700701EFT AIR! | 7/21/2021 | 270 | 138,614,916.32 | |
| 1875555 | 222700708 | 7/21/2021 | 270 | 102,193,689.33 | |
| 1875709 | 222700721 | 7/21/2021 | 270 | 18,795,638.87 | |
| 1875551 | CD ACH Bank Trans | 7/21/2021 | 270 | 8,423,000.00 | |
| 1875560 | 222700713 | 7/21/2021 | 270 | 7,000,000.00 | |
| 1875582 | 2201488 | 7/21/2021 | 270 | 4,997,719.05 | |
| 1875590 | 2201496 | 7/21/2021 | 270 | 1,142,972.28 | |
| 1875642 | 2201557 | 7/21/2021 | 270 | 1,105,040.69 | |
| 1875616 | 2201524 | 7/21/2021 | 270 | 922,338.96 | |
| 1875588 | 2201494 | 7/21/2021 | 270 | 261,317.04 | |
| 1875666 | 2201594 | 7/21/2021 | 270 | 106,103.65 | |
| 1875591 | 2201497 | 7/21/2021 | 270 | 98,266.57 | |
| 1875664 | 2201586 | 7/21/2021 | 270 | 84,698.87 | |
| 1875620 | 2201528 | 7/21/2021 | 270 | 64,538.82 | |
| 1875615 | 2201521 | 7/21/2021 | 270 | 59,100.83 | |
| 1875599 | 2201505 | 7/21/2021 | 270 | 58,272.42 | |
| 1875600 | 2201506 | 7/21/2021 | 270 | 57,806.98 | |
| 1875596 | 2201502 | 7/21/2021 | 270 | 54,077.69 | |
| 1875613 | 2201519 | 7/21/2021 | 270 | 51,306.65 | |

Run Date: 12/30/2021
 Run Time: 2:44:16PM

Demand Account Activity

Start Date: 7/1/2021 End Date: 12/31/2021

Page: 17
 User: 0

| Jnl. Entry | Ref # | Trx. Date | Ledger | Debit Amount | Credit Amount |
|------------|-------------------|-----------|--------|--------------|---------------|
| 1875583 | 2201489 | 7/21/2021 | 270 | 50,000.00 | |
| 1875602 | 2201508 | 7/21/2021 | 270 | 42,857.83 | |
| 1875645 | 2201560 | 7/21/2021 | 270 | 42,789.56 | |
| 1875601 | 2201507 | 7/21/2021 | 270 | 41,934.73 | |
| 1875570 | 222700702CC AIRS | 7/21/2021 | 270 | 40,299.94 | |
| 1875685 | 2201613 | 7/21/2021 | 270 | 37,549.18 | |
| 1875686 | 2201614 | 7/21/2021 | 270 | 36,324.97 | |
| 1875635 | 2201549 | 7/21/2021 | 270 | 31,547.21 | |
| 1875594 | 2201500 | 7/21/2021 | 270 | 30,967.28 | |
| 1875658 | 2201580 | 7/21/2021 | 270 | 27,214.07 | |
| 1875637 | 2201551 | 7/21/2021 | 270 | 21,357.57 | |
| 1875636 | 2201550 | 7/21/2021 | 270 | 21,243.25 | |
| 1875578 | 222700718 | 7/21/2021 | 270 | 20,842.88 | |
| 1875571 | 222700704IFTA CC | 7/21/2021 | 270 | 20,722.12 | |
| 1875683 | 2201611 | 7/21/2021 | 270 | 20,443.65 | |
| 1875640 | 2201554 | 7/21/2021 | 270 | 19,960.00 | |
| 1875638 | 2201552 | 7/21/2021 | 270 | 19,950.00 | |
| 1875593 | 2201499 | 7/21/2021 | 270 | 19,411.84 | |
| 1875617 | 2201525 | 7/21/2021 | 270 | 17,918.30 | |
| 1875572 | 222700705IRP CC A | 7/21/2021 | 270 | 17,729.68 | |
| 1875603 | 2201509 | 7/21/2021 | 270 | 17,567.53 | |
| 1875648 | 2201563 | 7/21/2021 | 270 | 16,844.46 | |
| 1875639 | 2201553 | 7/21/2021 | 270 | 15,957.60 | |
| 1875672 | 2201600 | 7/21/2021 | 270 | 15,849.37 | |
| 1875598 | 2201504 | 7/21/2021 | 270 | 14,204.01 | |
| 1875614 | 2201520 | 7/21/2021 | 270 | 14,024.62 | |
| 1875584 | 2201490 | 7/21/2021 | 270 | 12,074.00 | |
| 1875670 | 2201598 | 7/21/2021 | 270 | 11,680.00 | |
| 1875612 | 2201518 | 7/21/2021 | 270 | 10,833.20 | |
| 1875673 | 2201601 | 7/21/2021 | 270 | 10,694.86 | |
| 1875597 | 2201503 | 7/21/2021 | 270 | 9,836.10 | |
| 1875592 | 2201498 | 7/21/2021 | 270 | 8,843.54 | |
| 1875589 | 2201495 | 7/21/2021 | 270 | 8,074.16 | |
| 1875634 | 2201548 | 7/21/2021 | 270 | 7,500.00 | |
| 1875595 | 2201501 | 7/21/2021 | 270 | 7,315.06 | |
| 1875674 | 2201602 | 7/21/2021 | 270 | 6,657.38 | |
| 1875671 | 2201599 | 7/21/2021 | 270 | 5,596.50 | |
| 1875646 | 2201561 | 7/21/2021 | 270 | 4,818.69 | |
| 1875641 | 2201555 | 7/21/2021 | 270 | 3,874.15 | |
| 1875643 | 2201558 | 7/21/2021 | 270 | 3,582.10 | |
| 1875628 | 2201537 | 7/21/2021 | 270 | 3,495.00 | |
| 1875573 | 222700706ABC LIC | 7/21/2021 | 270 | 3,022.50 | |
| 1875625 | 2201534 | 7/21/2021 | 270 | 2,757.67 | |
| 1875586 | 2201492 | 7/21/2021 | 270 | 2,502.00 | |
| 1875663 | 2201585 | 7/21/2021 | 270 | 2,447.17 | |
| 1875558 | 222700711 | 7/21/2021 | 270 | 2,360.51 | |
| 1875607 | 2201513 | 7/21/2021 | 270 | 2,294.00 | |
| 1875667 | 2201595 | 7/21/2021 | 270 | 2,220.91 | |
| 1875611 | 2201517 | 7/21/2021 | 270 | 2,178.00 | |
| 1875608 | 2201514 | 7/21/2021 | 270 | 1,900.00 | |
| 1875609 | 2201515 | 7/21/2021 | 270 | 1,892.00 | |
| 1875624 | 2201533 | 7/21/2021 | 270 | 1,700.00 | |
| 1875605 | 2201511 | 7/21/2021 | 270 | 1,678.00 | |
| 1875610 | 2201516 | 7/21/2021 | 270 | 1,660.00 | |
| 1875629 | 2201539 | 7/21/2021 | 270 | 1,450.25 | |
| 1875604 | 2201510 | 7/21/2021 | 270 | 1,368.00 | |

Run Date: 12/30/2021
 Run Time: 2:44:16PM

Demand Account Activity

Page: 18
 User: 0

Start Date: 7/1/2021 End Date: 12/31/2021

| Jnl. Entry | Ref # | Trx. Date | Ledger | Debit Amount | Credit Amount |
|------------|-------------------|-----------|--------|----------------|----------------|
| 1875627 | 2201536 | 7/21/2021 | 270 | 1,180.00 | |
| 1875622 | 2201530 | 7/21/2021 | 270 | 797.00 | |
| 1875623 | 2201532 | 7/21/2021 | 270 | 700.00 | |
| 1875630 | 2201541 | 7/21/2021 | 270 | 646.25 | |
| 1875585 | 2201491 | 7/21/2021 | 270 | 628.30 | |
| 1875633 | 2201547 | 7/21/2021 | 270 | 500.00 | |
| 1875665 | 2201593 | 7/21/2021 | 270 | 465.54 | |
| 1875626 | 2201535 | 7/21/2021 | 270 | 315.61 | |
| 1875621 | 2201529 | 7/21/2021 | 270 | 270.00 | |
| 1875632 | 2201546 | 7/21/2021 | 270 | 236.49 | |
| 1875631 | 2201543 | 7/21/2021 | 270 | 200.00 | |
| 1875618 | 2201526 | 7/21/2021 | 270 | 160.99 | |
| 1875644 | 2201559 | 7/21/2021 | 270 | 68.55 | |
| 1875606 | 2201512 | 7/21/2021 | 270 | 30.00 | |
| 1875587 | 2201493 | 7/21/2021 | 270 | 28.00 | |
| 1875619 | 2201527 | 7/21/2021 | 270 | 25.22 | |
| 1875684 | 2201612 | 7/21/2021 | 270 | 12.01 | |
| 1875687 | 2201615 | 7/21/2021 | 270 | 6.60 | |
| 1875550 | 222700706 | 7/21/2021 | 270 | | 17,313,178.23 |
| 1875554 | 222700707 | 7/21/2021 | 270 | | 267.61 |
| 1875559 | 222700712 | 7/21/2021 | 270 | | 4,997,719.05 |
| 1875561 | 222700714 | 7/21/2021 | 270 | | 8,155,269.34 |
| 1875576 | 222700716 | 7/21/2021 | 270 | | 131,993,398.60 |
| 1875580 | 8009581 EFT REV 7 | 7/21/2021 | 270 | | 163,344.59 |
| 1875708 | 222700720 | 7/21/2021 | 270 | | 122,000,000.00 |
| 1876021 | 222700701EFT AIRS | 7/22/2021 | 270 | 106,321,277.96 | |
| 1876066 | 2201712 | 7/22/2021 | 270 | 40,828,307.82 | |
| 1876001 | 222700709 | 7/22/2021 | 270 | 31,000,000.00 | |
| 1876069 | 2201715 | 7/22/2021 | 270 | 10,078,443.00 | |
| 1875999 | 222700710 | 7/22/2021 | 270 | 8,000,000.00 | |
| 1876105 | 222700720 | 7/22/2021 | 270 | 3,553,591.93 | |
| 1876027 | 2201643 | 7/22/2021 | 270 | 1,704,161.27 | |
| 1876002 | 222700706 | 7/22/2021 | 270 | 1,033,053.10 | |
| 1876104 | 2201775 | 7/22/2021 | 270 | 1,031,729.55 | |
| 1876057 | 2201680 | 7/22/2021 | 270 | 840,593.09 | |
| 1876050 | 2201673 | 7/22/2021 | 270 | 770,000.00 | |
| 1876026 | 2201642 | 7/22/2021 | 270 | 393,561.00 | |
| 1876056 | 2201679 | 7/22/2021 | 270 | 329,777.82 | |
| 1876003 | 222700707 | 7/22/2021 | 270 | 290,922.10 | |
| 1876039 | 2201655 | 7/22/2021 | 270 | 285,610.10 | |
| 1876030 | 2201646 | 7/22/2021 | 270 | 200,898.74 | |
| 1876055 | 2201678 | 7/22/2021 | 270 | 149,690.04 | |
| 1876022 | 222700702CC AIRS | 7/22/2021 | 270 | 122,765.68 | |
| 1876065 | 2201711 | 7/22/2021 | 270 | 115,691.00 | |
| 1876081 | 2201727 | 7/22/2021 | 270 | 102,025.58 | |
| 1876041 | 2201657 | 7/22/2021 | 270 | 38,077.56 | |
| 1876038 | 2201654 | 7/22/2021 | 270 | 31,114.32 | |
| 1876023 | 222700703IFTA CC | 7/22/2021 | 270 | 29,861.38 | |
| 1876052 | 2201675 | 7/22/2021 | 270 | 29,638.75 | |
| 1876029 | 2201645 | 7/22/2021 | 270 | 29,055.00 | |
| 1876072 | 2201718 | 7/22/2021 | 270 | 24,439.04 | |
| 1876043 | 2201659 | 7/22/2021 | 270 | 20,380.46 | |
| 1876034 | 2201650 | 7/22/2021 | 270 | 17,902.96 | |
| 1876094 | 2201750 | 7/22/2021 | 270 | 17,771.29 | |
| 1876091 | 2201747 | 7/22/2021 | 270 | 17,659.00 | |
| 1876024 | 222700704IRPCC A | 7/22/2021 | 270 | 16,741.92 | |

Run Date: 12/30/2021
 Run Time: 2:44:16PM

Demand Account Activity

Page: 19
 User: 0

Start Date: 7/1/2021 End Date: 12/31/2021

| Jnl. Entry | Ref # | Trx. Date | Ledger | Debit Amount | Credit Amount |
|------------|-------------------|-----------|--------|----------------|----------------|
| 1876071 | 2201717 | 7/22/2021 | 270 | 14,957.99 | |
| 1876040 | 2201656 | 7/22/2021 | 270 | 9,000.00 | |
| 1876046 | 2201664 | 7/22/2021 | 270 | 8,979.50 | |
| 1876047 | 2201666 | 7/22/2021 | 270 | 8,000.00 | |
| 1876007 | 222700715 | 7/22/2021 | 270 | 7,056.94 | |
| 1876036 | 2201652 | 7/22/2021 | 270 | 5,516.85 | |
| 1876025 | 222700705ABC LIC | 7/22/2021 | 270 | 4,500.00 | |
| 1876054 | 2201677 | 7/22/2021 | 270 | 3,132.80 | |
| 1876045 | 2201663 | 7/22/2021 | 270 | 2,950.00 | |
| 1876092 | 2201748 | 7/22/2021 | 270 | 2,890.00 | |
| 1876070 | 2201716 | 7/22/2021 | 270 | 2,733.55 | |
| 1876093 | 2201749 | 7/22/2021 | 270 | 2,150.00 | |
| 1876037 | 2201653 | 7/22/2021 | 270 | 1,665.00 | |
| 1876044 | 2201662 | 7/22/2021 | 270 | 1,503.86 | |
| 1876048 | 2201668 | 7/22/2021 | 270 | 996.00 | |
| 1876073 | 2201719 | 7/22/2021 | 270 | 983.81 | |
| 1876042 | 2201658 | 7/22/2021 | 270 | 710.28 | |
| 1876053 | 2201676 | 7/22/2021 | 270 | 535.00 | |
| 1876074 | 2201720 | 7/22/2021 | 270 | 509.23 | |
| 1876028 | 2201644 | 7/22/2021 | 270 | 165.75 | |
| 1876051 | 2201674 | 7/22/2021 | 270 | 125.00 | |
| 1876049 | 2201670 | 7/22/2021 | 270 | 120.00 | |
| 1876075 | 2201721 | 7/22/2021 | 270 | 86.01 | |
| 1876033 | 2201649 | 7/22/2021 | 270 | 80.50 | |
| 1876032 | 2201648 | 7/22/2021 | 270 | 70.00 | |
| 1876076 | 2201722 | 7/22/2021 | 270 | 68.90 | |
| 1876031 | 2201647 | 7/22/2021 | 270 | 60.00 | |
| 1876077 | 2201723 | 7/22/2021 | 270 | 49.69 | |
| 1876078 | 2201724 | 7/22/2021 | 270 | 32.20 | |
| 1876035 | 2201651 | 7/22/2021 | 270 | 3.85 | |
| 1876006 | 8009585 EFT REV C | 7/22/2021 | 270 | | 11,158.84 |
| 1876000 | 222700711 | 7/22/2021 | 270 | | 142,997,212.52 |
| 1876004 | 222700708 | 7/22/2021 | 270 | | 8,572,523.66 |
| 1876008 | 222700716 | 7/22/2021 | 270 | | 21,378,045.10 |
| 1876009 | 222700717 | 7/22/2021 | 270 | | 60.00 |
| 1876106 | 222700721 | 7/22/2021 | 270 | | 35,000,000.00 |
| 1876563 | 222700731 | 7/23/2021 | 270 | 145,000,000.00 | |
| 1876422 | 222700707 | 7/23/2021 | 270 | 131,012,374.46 | |
| 1876434 | 222700701EFT AIRS | 7/23/2021 | 270 | 30,507,768.28 | |
| 1876518 | 2201863 | 7/23/2021 | 270 | 9,024,325.10 | |
| 1876421 | 222700706 | 7/23/2021 | 270 | 6,000,000.00 | |
| 1876447 | 222700730 | 7/23/2021 | 270 | 3,928,663.47 | |
| 1876465 | 2201794 | 7/23/2021 | 270 | 2,200,000.00 | |
| 1876450 | 2201778 | 7/23/2021 | 270 | 2,089,625.53 | |
| 1876495 | 2201836 | 7/23/2021 | 270 | 1,946,797.64 | |
| 1876451 | 2201780 | 7/23/2021 | 270 | 1,366,921.27 | |
| 1876474 | 2201806 | 7/23/2021 | 270 | 702,935.19 | |
| 1876472 | 2201802 | 7/23/2021 | 270 | 473,856.15 | |
| 1876546 | 2201904 | 7/23/2021 | 270 | 419,427.76 | |
| 1876481 | 2201813 | 7/23/2021 | 270 | 291,584.64 | |
| 1876547 | 2201905 | 7/23/2021 | 270 | 220,000.00 | |
| 1876454 | 2201783 | 7/23/2021 | 270 | 155,293.00 | |
| 1876456 | 2201785 | 7/23/2021 | 270 | 138,700.28 | |
| 1876494 | 2201835 | 7/23/2021 | 270 | 118,402.53 | |
| 1876484 | 2201816 | 7/23/2021 | 270 | 116,720.27 | |
| 1876483 | 2201815 | 7/23/2021 | 270 | 107,370.00 | |

Run Date: 12/30/2021
 Run Time: 2:44:16PM

Demand Account Activity

Start Date: 7/1/2021 End Date: 12/31/2021

Page: 20
 User: 0

| Jnl. Entry | Ref # | Trx. Date | Ledger | Debit Amount | Credit Amount |
|------------|-------------------|-----------|--------|--------------|---------------|
| 1876462 | 2201791 | 7/23/2021 | 270 | 88,733.74 | |
| 1876493 | 2201834 | 7/23/2021 | 270 | 69,050.01 | |
| 1876448 | 2201776 | 7/23/2021 | 270 | 53,896.00 | |
| 1876455 | 2201784 | 7/23/2021 | 270 | 51,969.06 | |
| 1876473 | 2201805 | 7/23/2021 | 270 | 49,153.60 | |
| 1876469 | 2201799 | 7/23/2021 | 270 | 45,392.67 | |
| 1876468 | 2201798 | 7/23/2021 | 270 | 44,911.30 | |
| 1876435 | 222700702CC AIRS | 7/23/2021 | 270 | 42,310.32 | |
| 1876480 | 2201812 | 7/23/2021 | 270 | 35,131.93 | |
| 1876457 | 2201786 | 7/23/2021 | 270 | 27,155.37 | |
| 1876436 | 222700703IFTA CC | 7/23/2021 | 270 | 21,951.81 | |
| 1876453 | 2201782 | 7/23/2021 | 270 | 19,744.24 | |
| 1876461 | 2201790 | 7/23/2021 | 270 | 17,669.24 | |
| 1876458 | 2201787 | 7/23/2021 | 270 | 15,711.25 | |
| 1876466 | 2201796 | 7/23/2021 | 270 | 14,963.58 | |
| 1876437 | 222700704IRP CC A | 7/23/2021 | 270 | 12,440.03 | |
| 1876467 | 2201797 | 7/23/2021 | 270 | 9,067.50 | |
| 1876485 | 2201818 | 7/23/2021 | 270 | 7,152.14 | |
| 1876520 | 2201865 | 7/23/2021 | 270 | 6,888.00 | |
| 1876459 | 2201788 | 7/23/2021 | 270 | 6,454.59 | |
| 1876438 | 222700705ABC LIC | 7/23/2021 | 270 | 5,725.00 | |
| 1876545 | 2201903 | 7/23/2021 | 270 | 5,300.00 | |
| 1876543 | 2201901 | 7/23/2021 | 270 | 5,260.00 | |
| 1876452 | 2201781 | 7/23/2021 | 270 | 4,811.93 | |
| 1876496 | 2201838 | 7/23/2021 | 270 | 4,196.76 | |
| 1876463 | 2201792 | 7/23/2021 | 270 | 3,821.95 | |
| 1876513 | 2201858 | 7/23/2021 | 270 | 3,489.88 | |
| 1876489 | 2201825 | 7/23/2021 | 270 | 3,440.00 | |
| 1876442 | 222700722 | 7/23/2021 | 270 | 3,428.39 | |
| 1876490 | 2201827 | 7/23/2021 | 270 | 3,291.75 | |
| 1876540 | 2201898 | 7/23/2021 | 270 | 3,042.00 | |
| 1876471 | 2201801 | 7/23/2021 | 270 | 2,306.00 | |
| 1876488 | 2201824 | 7/23/2021 | 270 | 2,070.00 | |
| 1876519 | 2201864 | 7/23/2021 | 270 | 1,890.30 | |
| 1876464 | 2201793 | 7/23/2021 | 270 | 1,738.99 | |
| 1876521 | 2201866 | 7/23/2021 | 270 | 1,460.00 | |
| 1876542 | 2201900 | 7/23/2021 | 270 | 1,300.00 | |
| 1876470 | 2201800 | 7/23/2021 | 270 | 886.00 | |
| 1876486 | 2201819 | 7/23/2021 | 270 | 824.14 | |
| 1876426 | 222700711 | 7/23/2021 | 270 | 822.32 | |
| 1876551 | 2201909 | 7/23/2021 | 270 | 740.00 | |
| 1876479 | 2201811 | 7/23/2021 | 270 | 695.59 | |
| 1876491 | 2201829 | 7/23/2021 | 270 | 676.25 | |
| 1876550 | 2201908 | 7/23/2021 | 270 | 650.00 | |
| 1876482 | 2201814 | 7/23/2021 | 270 | 624.00 | |
| 1876541 | 2201899 | 7/23/2021 | 270 | 585.00 | |
| 1876552 | 2201910 | 7/23/2021 | 270 | 515.00 | |
| 1876549 | 2201907 | 7/23/2021 | 270 | 450.00 | |
| 1876449 | 2201777 | 7/23/2021 | 270 | 321.34 | |
| 1876539 | 2201897 | 7/23/2021 | 270 | 260.00 | |
| 1876544 | 2201902 | 7/23/2021 | 270 | 250.00 | |
| 1876492 | 2201831 | 7/23/2021 | 270 | 220.00 | |
| 1876478 | 2201810 | 7/23/2021 | 270 | 165.26 | |
| 1876476 | 2201808 | 7/23/2021 | 270 | 25.81 | |
| 1876477 | 2201809 | 7/23/2021 | 270 | 24.28 | |
| 1876475 | 2201807 | 7/23/2021 | 270 | 17.37 | |

Run Date: 12/30/2021
 Run Time: 2:44:16PM

Demand Account Activity

Page: 21
 User: 0

Start Date: 7/1/2021 End Date: 12/31/2021

| Jnl. Entry | Ref # | Trx. Date | Ledger | Debit Amount | Credit Amount |
|------------|---------------------|-----------|--------|----------------|----------------|
| 1876487 | 2201823 | 7/23/2021 | 270 | 9.63 | |
| 1876460 | 2201789 | 7/23/2021 | 270 | 6.46 | |
| 1876428 | 8009587 EFT REV 7 | 7/23/2021 | 270 | | 171,776.54 |
| 1876423 | 222700708 | 7/23/2021 | 270 | | 29,985,650.00 |
| 1876424 | 222700709 | 7/23/2021 | 270 | | 71,902,018.76 |
| 1876425 | 222700710 | 7/23/2021 | 270 | | 229,229,050.84 |
| 1876445 | 222700725 | 7/23/2021 | 270 | | 4,775,664.06 |
| 1876446 | 222700726 | 7/23/2021 | 270 | | 10.00 |
| 1876853 | 2730701 | 7/26/2021 | 270 | 107,016,604.21 | |
| 1876868 | 3980702 | 7/26/2021 | 270 | 96,343,823.59 | |
| 1876939 | 2202051 | 7/26/2021 | 270 | 45,770,000.00 | |
| 1876844 | 2700707 AIRS TAX | 7/26/2021 | 270 | 20,245,215.78 | |
| 1876851 | 3000702 | 7/26/2021 | 270 | 7,000,000.00 | |
| 1876940 | 0810701 | 7/26/2021 | 270 | 3,533,240.49 | |
| 1876905 | 2201987 | 7/26/2021 | 270 | 1,174,683.60 | |
| 1876886 | 2201944 | 7/26/2021 | 270 | 509,129.64 | |
| 1876884 | 2201941 | 7/26/2021 | 270 | 435,410.00 | |
| 1876879 | 2201936 | 7/26/2021 | 270 | 357,215.65 | |
| 1876894 | 2201957 | 7/26/2021 | 270 | 158,023.50 | |
| 1876867 | 3980701 | 7/26/2021 | 270 | 112,587.86 | |
| 1876912 | 2201996 | 7/26/2021 | 270 | 80,603.26 | |
| 1876885 | 2201943 | 7/26/2021 | 270 | 30,959.00 | |
| 1876873 | 2201930 | 7/26/2021 | 270 | 20,476.90 | |
| 1876877 | 2201934 | 7/26/2021 | 270 | 15,302.16 | |
| 1876887 | 2201945 | 7/26/2021 | 270 | 13,067.57 | |
| 1876876 | 2201933 | 7/26/2021 | 270 | 12,060.76 | |
| 1876847 | 2700710 AIRS DSM | 7/26/2021 | 270 | 10,578.15 | |
| 1876846 | 2700709 AIRS DSM | 7/26/2021 | 270 | 10,550.21 | |
| 1876901 | 2201983 | 7/26/2021 | 270 | 10,474.00 | |
| 1876903 | 2201985 | 7/26/2021 | 270 | 9,067.50 | |
| 1876864 | Back Out Journal Er | 7/26/2021 | 270 | 7,336.79 | |
| 1876906 | 2201990 | 7/26/2021 | 270 | 5,547.11 | |
| 1876878 | 2201935 | 7/26/2021 | 270 | 5,535.84 | |
| 1876893 | 2201956 | 7/26/2021 | 270 | 5,105.76 | |
| 1876911 | 2201995 | 7/26/2021 | 270 | 4,593.13 | |
| 1876848 | 2700711 AIRS DSM | 7/26/2021 | 270 | 4,575.00 | |
| 1876875 | 2201932 | 7/26/2021 | 270 | 3,992.78 | |
| 1876889 | 2201947 | 7/26/2021 | 270 | 3,615.00 | |
| 1876880 | 2201937 | 7/26/2021 | 270 | 2,872.65 | |
| 1876890 | 2201949 | 7/26/2021 | 270 | 2,862.25 | |
| 1876921 | 2202008 | 7/26/2021 | 270 | 2,200.00 | |
| 1876902 | 2201984 | 7/26/2021 | 270 | 1,825.00 | |
| 1876919 | 2202005 | 7/26/2021 | 270 | 1,639.20 | |
| 1876888 | 2201946 | 7/26/2021 | 270 | 1,620.00 | |
| 1876920 | 2202006 | 7/26/2021 | 270 | 1,430.00 | |
| 1876874 | 2201931 | 7/26/2021 | 270 | 1,200.00 | |
| 1876891 | 2201951 | 7/26/2021 | 270 | 632.75 | |
| 1876845 | 2700708 AIRS TAX | 7/26/2021 | 270 | 512.00 | |
| 1876910 | 2201994 | 7/26/2021 | 270 | 281.50 | |
| 1876892 | 2201953 | 7/26/2021 | 270 | 120.00 | |
| 1876916 | 2202002 | 7/26/2021 | 270 | 79.00 | |
| 1876881 | 2201938 | 7/26/2021 | 270 | 66.67 | |
| 1876904 | 2201986 | 7/26/2021 | 270 | 52.37 | |
| 1876907 | 2201991 | 7/26/2021 | 270 | 41.74 | |
| 1876882 | 2201939 | 7/26/2021 | 270 | 13.47 | |
| 1876883 | 2201940 | 7/26/2021 | 270 | 0.48 | |

Run Date: 12/30/2021
 Run Time: 2:44:16PM

Demand Account Activity

Start Date: 7/1/2021 End Date: 12/31/2021

Page: 22
 User: 0

| Jnl. Entry | Ref # | Trx. Date | Ledger | Debit Amount | Credit Amount |
|------------|----------------------|-----------|--------|----------------|----------------|
| 1876862 | 8009589 EFT SST F | 7/26/2021 | 270 | | 7,336.79 |
| 1876863 | 8009588 EFT REV 7 | 7/26/2021 | 270 | | 96,508.34 |
| 1876865 | Correct Journal Entr | 7/26/2021 | 270 | | 7,336.79 |
| 1876849 | 2700701 | 7/26/2021 | 270 | | 15,509,772.17 |
| 1876850 | 2700702 | 7/26/2021 | 270 | | 112,562,980.89 |
| 1876941 | 2700701 | 7/26/2021 | 270 | | 155,000,000.00 |
| 1877368 | 2780701 | 7/27/2021 | 270 | 141,000,000.00 | |
| 1876952 | 2700707 AIRS TAX | 7/27/2021 | 270 | 34,676,137.49 | |
| 1876960 | 3000702 | 7/27/2021 | 270 | 8,000,000.00 | |
| 1876961 | 4720701 | 7/27/2021 | 270 | 3,045,738.60 | |
| 1877367 | 0810701 | 7/27/2021 | 270 | 1,942,760.73 | |
| 1877261 | 2202065 | 7/27/2021 | 270 | 1,133,013.25 | |
| 1877290 | 2202107 | 7/27/2021 | 270 | 927,594.24 | |
| 1877278 | 2202093 | 7/27/2021 | 270 | 604,095.75 | |
| 1877287 | 2202103 | 7/27/2021 | 270 | 447,847.33 | |
| 1877314 | 2202151 | 7/27/2021 | 270 | 445,000.00 | |
| 1877283 | 2202099 | 7/27/2021 | 270 | 265,000.00 | |
| 1877289 | 2202105 | 7/27/2021 | 270 | 218,074.87 | |
| 1877315 | 2202152 | 7/27/2021 | 270 | 168,973.15 | |
| 1877273 | 2202079 | 7/27/2021 | 270 | 162,091.31 | |
| 1877312 | 2202146 | 7/27/2021 | 270 | 136,377.80 | |
| 1877288 | 2202104 | 7/27/2021 | 270 | 134,487.00 | |
| 1877260 | 2202061 | 7/27/2021 | 270 | 131,590.69 | |
| 1877255 | 2202056 | 7/27/2021 | 270 | 87,646.49 | |
| 1877321 | 2202158 | 7/27/2021 | 270 | 68,172.65 | |
| 1877258 | 2202059 | 7/27/2021 | 270 | 60,462.45 | |
| 1877254 | 2202055 | 7/27/2021 | 270 | 53,526.29 | |
| 1877272 | 2202076 | 7/27/2021 | 270 | 50,542.55 | |
| 1876953 | 2700708 AIRS TAX | 7/27/2021 | 270 | 49,098.25 | |
| 1877318 | 2202155 | 7/27/2021 | 270 | 46,782.31 | |
| 1877279 | 2202095 | 7/27/2021 | 270 | 44,580.00 | |
| 1876954 | 2700709 AIRS DSM | 7/27/2021 | 270 | 41,311.61 | |
| 1877317 | 2202154 | 7/27/2021 | 270 | 38,273.19 | |
| 1876955 | 2700710 AIRS DSM | 7/27/2021 | 270 | 33,675.24 | |
| 1876972 | 2202052 | 7/27/2021 | 270 | 28,159.87 | |
| 1877319 | 2202156 | 7/27/2021 | 270 | 27,217.19 | |
| 1877306 | 2202132 | 7/27/2021 | 270 | 21,829.31 | |
| 1877270 | 2202074 | 7/27/2021 | 270 | 21,690.00 | |
| 1877267 | 2202071 | 7/27/2021 | 270 | 21,496.59 | |
| 1877323 | 2202160 | 7/27/2021 | 270 | 20,675.08 | |
| 1877320 | 2202157 | 7/27/2021 | 270 | 17,701.42 | |
| 1877284 | 2202100 | 7/27/2021 | 270 | 17,500.00 | |
| 1877281 | 2202097 | 7/27/2021 | 270 | 15,328.78 | |
| 1877344 | 2202181 | 7/27/2021 | 270 | 15,271.00 | |
| 1877329 | 2202166 | 7/27/2021 | 270 | 13,833.14 | |
| 1877266 | 2202070 | 7/27/2021 | 270 | 13,387.27 | |
| 1877298 | 2202123 | 7/27/2021 | 270 | 13,310.00 | |
| 1877256 | 2202057 | 7/27/2021 | 270 | 12,566.52 | |
| 1877332 | 2202169 | 7/27/2021 | 270 | 12,398.00 | |
| 1877335 | 2202172 | 7/27/2021 | 270 | 10,824.00 | |
| 1877303 | 2202128 | 7/27/2021 | 270 | 10,416.00 | |
| 1877316 | 2202153 | 7/27/2021 | 270 | 10,257.00 | |
| 1877334 | 2202171 | 7/27/2021 | 270 | 9,937.00 | |
| 1877322 | 2202159 | 7/27/2021 | 270 | 8,842.52 | |
| 1877291 | 2202116 | 7/27/2021 | 270 | 8,451.61 | |
| 1877313 | 2202150 | 7/27/2021 | 270 | 7,246.75 | |

Run Date: 12/30/2021
 Run Time: 2:44:16PM

Demand Account Activity

Start Date: 7/1/2021 End Date: 12/31/2021

Page: 23
 User: 0

| Jnl. Entry | Ref # | Trx. Date | Ledger | Debit Amount | Credit Amount |
|------------|--------------------|-----------|--------|---------------|----------------|
| 1877333 | 2202170 | 7/27/2021 | 270 | 6,956.00 | |
| 1877292 | 2202117 | 7/27/2021 | 270 | 5,797.62 | |
| 1877308 | 2202140 | 7/27/2021 | 270 | 4,633.23 | |
| 1877336 | 2202173 | 7/27/2021 | 270 | 4,314.20 | |
| 1877274 | 2202086 | 7/27/2021 | 270 | 4,090.00 | |
| 1876957 | 2700701 | 7/27/2021 | 270 | 3,050.94 | |
| 1877286 | 2202102 | 7/27/2021 | 270 | 3,045.00 | |
| 1877275 | 2202088 | 7/27/2021 | 270 | 3,000.50 | |
| 1877285 | 2202101 | 7/27/2021 | 270 | 3,000.00 | |
| 1877257 | 2202058 | 7/27/2021 | 270 | 2,734.50 | |
| 1877337 | 2202174 | 7/27/2021 | 270 | 2,690.00 | |
| 1877328 | 2202165 | 7/27/2021 | 270 | 2,003.59 | |
| 1877324 | 2202161 | 7/27/2021 | 270 | 1,558.00 | |
| 1877293 | 2202118 | 7/27/2021 | 270 | 1,462.50 | |
| 1877325 | 2202162 | 7/27/2021 | 270 | 1,448.00 | |
| 1877259 | 2202060 | 7/27/2021 | 270 | 1,378.04 | |
| 1877276 | 2202090 | 7/27/2021 | 270 | 1,220.00 | |
| 1877269 | 2202073 | 7/27/2021 | 270 | 1,121.22 | |
| 1877294 | 2202119 | 7/27/2021 | 270 | 936.00 | |
| 1877299 | 2202124 | 7/27/2021 | 270 | 865.34 | |
| 1877327 | 2202164 | 7/27/2021 | 270 | 860.00 | |
| 1876956 | 2700711 AIRS DSM | 7/27/2021 | 270 | 675.00 | |
| 1877338 | 2202175 | 7/27/2021 | 270 | 672.75 | |
| 1877326 | 2202163 | 7/27/2021 | 270 | 528.00 | |
| 1877280 | 2202096 | 7/27/2021 | 270 | 460.00 | |
| 1877271 | 2202075 | 7/27/2021 | 270 | 440.00 | |
| 1877277 | 2202091 | 7/27/2021 | 270 | 430.00 | |
| 1877252 | 2202053 | 7/27/2021 | 270 | 375.00 | |
| 1877342 | 2202179 | 7/27/2021 | 270 | 356.75 | |
| 1877297 | 2202122 | 7/27/2021 | 270 | 223.80 | |
| 1877253 | 2202054 | 7/27/2021 | 270 | 180.00 | |
| 1877340 | 2202177 | 7/27/2021 | 270 | 168.75 | |
| 1877268 | 2202072 | 7/27/2021 | 270 | 166.18 | |
| 1877300 | 2202125 | 7/27/2021 | 270 | 144.38 | |
| 1877339 | 2202176 | 7/27/2021 | 270 | 96.25 | |
| 1877341 | 2202178 | 7/27/2021 | 270 | 92.50 | |
| 1877264 | 2202068 | 7/27/2021 | 270 | 20.89 | |
| 1877265 | 2202069 | 7/27/2021 | 270 | 10.58 | |
| 1877262 | 2202066 | 7/27/2021 | 270 | 8.81 | |
| 1877263 | 2202067 | 7/27/2021 | 270 | 8.30 | |
| 1877250 | DFA EFT REV 7/27/: | 7/27/2021 | 270 | | 102,179.62 |
| 1876958 | 2700702 | 7/27/2021 | 270 | | 30,344,494.85 |
| 1876959 | 2700703 | 7/27/2021 | 270 | | 20,855,948.36 |
| 1876962 | 2700704 | 7/27/2021 | 270 | | 835.10 |
| 1876964 | 2700705 | 7/27/2021 | 270 | | 10,963,373.48 |
| 1876969 | 2700706 | 7/27/2021 | 270 | | 132,200,325.01 |
| 1877679 | 2700707 AIRS TAX | 7/28/2021 | 270 | 55,546,245.85 | |
| 1877703 | 2202214 | 7/28/2021 | 270 | 37,053,248.88 | |
| 1877699 | 3000702 | 7/28/2021 | 270 | 8,000,000.00 | |
| 1877812 | 0810701 | 7/28/2021 | 270 | 7,073,563.03 | |
| 1877813 | 2780701 | 7/28/2021 | 270 | 4,000,000.00 | |
| 1877705 | 2202216 | 7/28/2021 | 270 | 1,747,603.42 | |
| 1877704 | 2202215 | 7/28/2021 | 270 | 1,279,325.20 | |
| 1877735 | 2202253 | 7/28/2021 | 270 | 1,142,426.60 | |
| 1877720 | 2202235 | 7/28/2021 | 270 | 753,646.12 | |
| 1877690 | 2740701 | 7/28/2021 | 270 | 395,658.20 | |

Run Date: 12/30/2021
Run Time: 2:44:16PM

Demand Account Activity

Start Date: 7/1/2021 End Date: 12/31/2021

Page: 24
User: 0

| Jnl. Entry | Ref # | Trx. Date | Ledger | Debit Amount | Credit Amount |
|------------|------------------|-----------|--------|--------------|---------------|
| 1877707 | 2202220 | 7/28/2021 | 270 | 315,875.50 | |
| 1877719 | 2202234 | 7/28/2021 | 270 | 304,621.80 | |
| 1877714 | 2202229 | 7/28/2021 | 270 | 193,079.34 | |
| 1877791 | 2202324 | 7/28/2021 | 270 | 173,000.00 | |
| 1877689 | 2750701 | 7/28/2021 | 270 | 154,345.31 | |
| 1877792 | 2202325 | 7/28/2021 | 270 | 142,860.01 | |
| 1877722 | 2202238 | 7/28/2021 | 270 | 115,450.13 | |
| 1877723 | 2202241 | 7/28/2021 | 270 | 100,000.00 | |
| 1877782 | 2202315 | 7/28/2021 | 270 | 94,710.07 | |
| 1877706 | 2202217 | 7/28/2021 | 270 | 65,404.83 | |
| 1877747 | 2202265 | 7/28/2021 | 270 | 57,769.00 | |
| 1877775 | 2202306 | 7/28/2021 | 270 | 49,586.28 | |
| 1877682 | 2700710 AIRS DSM | 7/28/2021 | 270 | 37,655.62 | |
| 1877680 | 2700708 AIRS TAX | 7/28/2021 | 270 | 36,051.53 | |
| 1877736 | 2202254 | 7/28/2021 | 270 | 30,435.65 | |
| 1877724 | 2202242 | 7/28/2021 | 270 | 21,929.05 | |
| 1877789 | 2202322 | 7/28/2021 | 270 | 17,485.05 | |
| 1877740 | 2202258 | 7/28/2021 | 270 | 17,463.30 | |
| 1877793 | 2202326 | 7/28/2021 | 270 | 17,409.48 | |
| 1877748 | 2202266 | 7/28/2021 | 270 | 17,174.00 | |
| 1877739 | 2202257 | 7/28/2021 | 270 | 17,135.00 | |
| 1877711 | 2202225 | 7/28/2021 | 270 | 13,850.00 | |
| 1877731 | 2202249 | 7/28/2021 | 270 | 9,439.35 | |
| 1877721 | 2202236 | 7/28/2021 | 270 | 8,033.24 | |
| 1877715 | 2202230 | 7/28/2021 | 270 | 7,834.00 | |
| 1877683 | 2700701 | 7/28/2021 | 270 | 5,358.85 | |
| 1877725 | 2202243 | 7/28/2021 | 270 | 5,341.50 | |
| 1877700 | 2202213 | 7/28/2021 | 270 | 5,241.91 | |
| 1877750 | 2202270 | 7/28/2021 | 270 | 4,210.00 | |
| 1877760 | 2202289 | 7/28/2021 | 270 | 4,050.00 | |
| 1877681 | 2700709 AIRS DSM | 7/28/2021 | 270 | 4,015.10 | |
| 1877710 | 2202224 | 7/28/2021 | 270 | 3,795.41 | |
| 1877716 | 2202231 | 7/28/2021 | 270 | 3,661.00 | |
| 1877779 | 2202312 | 7/28/2021 | 270 | 3,480.00 | |
| 1877809 | 2202342 | 7/28/2021 | 270 | 3,390.00 | |
| 1877755 | 2202279 | 7/28/2021 | 270 | 3,190.25 | |
| 1877734 | 2202252 | 7/28/2021 | 270 | 2,787.41 | |
| 1877774 | 2202305 | 7/28/2021 | 270 | 2,707.94 | |
| 1877726 | 2202244 | 7/28/2021 | 270 | 2,576.76 | |
| 1877783 | 2202316 | 7/28/2021 | 270 | 2,576.00 | |
| 1877742 | 2202260 | 7/28/2021 | 270 | 2,485.00 | |
| 1877764 | 2202294 | 7/28/2021 | 270 | 2,300.00 | |
| 1877741 | 2202259 | 7/28/2021 | 270 | 2,246.46 | |
| 1877752 | 2202273 | 7/28/2021 | 270 | 1,850.00 | |
| 1877790 | 2202323 | 7/28/2021 | 270 | 1,683.78 | |
| 1877737 | 2202255 | 7/28/2021 | 270 | 1,285.20 | |
| 1877763 | 2202293 | 7/28/2021 | 270 | 1,240.00 | |
| 1877804 | 2202337 | 7/28/2021 | 270 | 1,088.92 | |
| 1877788 | 2202321 | 7/28/2021 | 270 | 1,029.00 | |
| 1877784 | 2202317 | 7/28/2021 | 270 | 983.00 | |
| 1877787 | 2202320 | 7/28/2021 | 270 | 970.00 | |
| 1877709 | 2202223 | 7/28/2021 | 270 | 945.48 | |
| 1877776 | 2202309 | 7/28/2021 | 270 | 920.00 | |
| 1877777 | 2202310 | 7/28/2021 | 270 | 895.00 | |
| 1877785 | 2202318 | 7/28/2021 | 270 | 857.00 | |
| 1877728 | 2202246 | 7/28/2021 | 270 | 830.53 | |

Run Date: 12/30/2021
 Run Time: 2:44:16PM

Demand Account Activity

Page: 25
 User: 0

Start Date: 7/1/2021 End Date: 12/31/2021

| Jnl. Entry | Ref # | Trx. Date | Ledger | Debit Amount | Credit Amount |
|------------|-------------------|-----------|--------|----------------|---------------|
| 1877806 | 2202339 | 7/28/2021 | 270 | 800.00 | |
| 1877781 | 2202314 | 7/28/2021 | 270 | 746.00 | |
| 1877727 | 2202245 | 7/28/2021 | 270 | 680.60 | |
| 1877708 | 2202222 | 7/28/2021 | 270 | 646.23 | |
| 1877780 | 2202313 | 7/28/2021 | 270 | 560.00 | |
| 1877786 | 2202319 | 7/28/2021 | 270 | 410.00 | |
| 1877729 | 2202247 | 7/28/2021 | 270 | 386.96 | |
| 1877772 | 2202303 | 7/28/2021 | 270 | 350.00 | |
| 1877768 | 2202299 | 7/28/2021 | 270 | 300.00 | |
| 1877778 | 2202311 | 7/28/2021 | 270 | 235.00 | |
| 1877717 | 2202232 | 7/28/2021 | 270 | 225.00 | |
| 1877718 | 2202233 | 7/28/2021 | 270 | 200.00 | |
| 1877769 | 2202300 | 7/28/2021 | 270 | 150.00 | |
| 1877771 | 2202302 | 7/28/2021 | 270 | 150.00 | |
| 1877712 | 2202227 | 7/28/2021 | 270 | 135.00 | |
| 1877757 | 2202282 | 7/28/2021 | 270 | 100.00 | |
| 1877801 | 2202334 | 7/28/2021 | 270 | 100.00 | |
| 1877713 | 2202228 | 7/28/2021 | 270 | 94.32 | |
| 1877732 | 2202250 | 7/28/2021 | 270 | 80.46 | |
| 1877773 | 2202304 | 7/28/2021 | 270 | 70.35 | |
| 1877770 | 2202301 | 7/28/2021 | 270 | 50.00 | |
| 1877733 | 2202251 | 7/28/2021 | 270 | 24.34 | |
| 1877730 | 2202248 | 7/28/2021 | 270 | 8.96 | |
| 1877745 | 2202263 | 7/28/2021 | 270 | 2.61 | |
| 1877701 | 8009613 EFT REV C | 7/28/2021 | 270 | | 5,114.72 |
| 1877702 | 8009600 ETICKET C | 7/28/2021 | 270 | | 150.00 |
| 1877684 | 2700702 | 7/28/2021 | 270 | | 9,547,158.34 |
| 1877685 | 2700703 | 7/28/2021 | 270 | | 1,279,325.20 |
| 1877686 | 2700704 | 7/28/2021 | 270 | | 18,868,511.27 |
| 1877687 | 2700705 | 7/28/2021 | 270 | | 41,769.00 |
| 1877695 | 2700706 | 7/28/2021 | 270 | | 84,987,512.51 |
| 1877698 | 2700712 | 7/28/2021 | 270 | | 3,982,513.19 |
| 1878863 | 2202418 | 7/29/2021 | 270 | 107,786,011.79 | |
| 1878800 | 3980701 | 7/29/2021 | 270 | 90,150,924.99 | |
| 1878799 | 3000702 | 7/29/2021 | 270 | 5,000,000.00 | |
| 1878789 | 2700707 AIRS TAX | 7/29/2021 | 270 | 4,835,792.67 | |
| 1878901 | 0810701 | 7/29/2021 | 270 | 2,483,230.02 | |
| 1878886 | 2202445 | 7/29/2021 | 270 | 1,310,831.61 | |
| 1878874 | 2202433 | 7/29/2021 | 270 | 932,269.55 | |
| 1878796 | 2730701 | 7/29/2021 | 270 | 580,038.86 | |
| 1878841 | 2202395 | 7/29/2021 | 270 | 561,144.36 | |
| 1878820 | 2202365 | 7/29/2021 | 270 | 262,139.43 | |
| 1878811 | 2202350 | 7/29/2021 | 270 | 175,740.20 | |
| 1878884 | 2202443 | 7/29/2021 | 270 | 164,902.36 | |
| 1878876 | 2202435 | 7/29/2021 | 270 | 134,458.84 | |
| 1878790 | 2700708 AIRS TAX | 7/29/2021 | 270 | 132,260.44 | |
| 1878814 | 2202353 | 7/29/2021 | 270 | 129,752.02 | |
| 1878875 | 2202434 | 7/29/2021 | 270 | 105,594.49 | |
| 1878807 | 2202346 | 7/29/2021 | 270 | 100,200.00 | |
| 1878809 | 2202348 | 7/29/2021 | 270 | 77,608.37 | |
| 1878810 | 2202349 | 7/29/2021 | 270 | 75,869.17 | |
| 1878880 | 2202439 | 7/29/2021 | 270 | 74,960.78 | |
| 1878881 | 2202440 | 7/29/2021 | 270 | 70,905.00 | |
| 1878808 | 2202347 | 7/29/2021 | 270 | 57,610.00 | |
| 1878812 | 2202351 | 7/29/2021 | 270 | 55,131.82 | |
| 1878889 | 2202449 | 7/29/2021 | 270 | 50,279.62 | |

Run Date: 12/30/2021
 Run Time: 2:44:16PM

Demand Account Activity

Start Date: 7/1/2021 End Date: 12/31/2021

Page: 26
 User: 0

| Jnl. Entry | Ref # | Trx. Date | Ledger | Debit Amount | Credit Amount |
|------------|----------------------|-----------|--------|----------------|----------------|
| 1878877 | 2202436 | 7/29/2021 | 270 | 49,193.33 | |
| 1878838 | 2202392 | 7/29/2021 | 270 | 38,803.00 | |
| 1878822 | 2202367 | 7/29/2021 | 270 | 34,871.28 | |
| 1878792 | 2700710 AIRS DSM | 7/29/2021 | 270 | 31,642.21 | |
| 1878825 | 2202372 | 7/29/2021 | 270 | 15,000.00 | |
| 1878885 | 2202444 | 7/29/2021 | 270 | 14,491.44 | |
| 1878878 | 2202437 | 7/29/2021 | 270 | 13,534.70 | |
| 1878888 | 2202448 | 7/29/2021 | 270 | 8,832.51 | |
| 1878818 | 2202361 | 7/29/2021 | 270 | 7,315.00 | |
| 1878902 | Back Out Journal Er | 7/29/2021 | 270 | 7,052.00 | |
| 1878903 | Correct Journal Entr | 7/29/2021 | 270 | 7,052.00 | |
| 1878793 | 2700711 AIRS DSM | 7/29/2021 | 270 | 6,822.50 | |
| 1878887 | 2202447 | 7/29/2021 | 270 | 5,889.51 | |
| 1878791 | 2700709 AIRS DSM | 7/29/2021 | 270 | 5,866.55 | |
| 1878821 | 2202366 | 7/29/2021 | 270 | 5,789.82 | |
| 1878816 | 2202356 | 7/29/2021 | 270 | 5,789.25 | |
| 1878824 | 2202371 | 7/29/2021 | 270 | 3,608.96 | |
| 1878855 | 2202410 | 7/29/2021 | 270 | 3,480.73 | |
| 1878864 | 2202420 | 7/29/2021 | 270 | 2,945.98 | |
| 1878866 | 2202422 | 7/29/2021 | 270 | 2,539.30 | |
| 1878815 | 2202355 | 7/29/2021 | 270 | 2,370.00 | |
| 1878852 | 2202407 | 7/29/2021 | 270 | 2,200.00 | |
| 1878865 | 2202421 | 7/29/2021 | 270 | 1,604.23 | |
| 1878854 | 2202409 | 7/29/2021 | 270 | 1,335.00 | |
| 1878813 | 2202352 | 7/29/2021 | 270 | 1,202.86 | |
| 1878819 | 2202363 | 7/29/2021 | 270 | 716.00 | |
| 1878823 | 2202370 | 7/29/2021 | 270 | 482.47 | |
| 1878883 | 2202442 | 7/29/2021 | 270 | 420.00 | |
| 1878797 | 2750701 | 7/29/2021 | 270 | 403.50 | |
| 1878882 | 2202441 | 7/29/2021 | 270 | 330.00 | |
| 1878817 | 2202358 | 7/29/2021 | 270 | 200.00 | |
| 1878853 | 2202408 | 7/29/2021 | 270 | 165.00 | |
| 1878805 | 0800701 | 7/29/2021 | 270 | 162.00 | |
| 1878905 | Correct Journal Entr | 7/29/2021 | 270 | 112.00 | |
| 1878856 | 2202411 | 7/29/2021 | 270 | 56.25 | |
| 1878879 | 2202438 | 7/29/2021 | 270 | 45.63 | |
| 1878804 | 8009618 EFT REV C | 7/29/2021 | 270 | | 17,977.42 |
| 1878794 | 2700701 | 7/29/2021 | 270 | | 7,052.00 |
| 1878795 | 2700702 | 7/29/2021 | 270 | | 6,448,802.29 |
| 1878798 | 2700703 | 7/29/2021 | 270 | | 193,572,782.23 |
| 1878806 | 2700704 | 7/29/2021 | 270 | | 615.00 |
| 1878904 | Back Out Journal Er | 7/29/2021 | 270 | | 162.00 |
| 1878906 | 2700701 | 7/29/2021 | 270 | | 16,000,000.00 |
| 1879333 | 3980702 | 7/30/2021 | 270 | 330,028,838.89 | |
| 1879476 | 2202635 | 7/30/2021 | 270 | 16,300,592.65 | |
| 1879327 | 3000703 | 7/30/2021 | 270 | 7,000,000.00 | |
| 1879452 | 2202609 | 7/30/2021 | 270 | 3,625,656.21 | |
| 1879503 | 0810701 | 7/30/2021 | 270 | 2,860,825.12 | |
| 1879313 | 2700707 AIRS TAX | 7/30/2021 | 270 | 2,135,685.37 | |
| 1879475 | 2202634 | 7/30/2021 | 270 | 1,699,407.35 | |
| 1879453 | 2202610 | 7/30/2021 | 270 | 1,668,136.49 | |
| 1879459 | 2202616 | 7/30/2021 | 270 | 1,458,203.92 | |
| 1879451 | 2202608 | 7/30/2021 | 270 | 1,216,934.48 | |
| 1879347 | 2202473 | 7/30/2021 | 270 | 1,066,856.91 | |
| 1879377 | 2202503 | 7/30/2021 | 270 | 1,039,207.08 | |
| 1879462 | 2202619 | 7/30/2021 | 270 | 334,304.03 | |

Run Date: 12/30/2021
Run Time: 2:44:16PM

Demand Account Activity

Start Date: 7/1/2021 End Date: 12/31/2021

Page: 27
User: 0

| Jnl. Entry | Ref # | Trx. Date | Ledger | Debit Amount | Credit Amount |
|------------|------------------|-----------|--------|--------------|---------------|
| 1879399 | 2202535 | 7/30/2021 | 270 | 305,701.47 | |
| 1879478 | 2202637 | 7/30/2021 | 270 | 301,415.69 | |
| 1879345 | 2202470 | 7/30/2021 | 270 | 263,425.07 | |
| 1879394 | 2202525 | 7/30/2021 | 270 | 170,153.60 | |
| 1879318 | 2700710 AIRS DSM | 7/30/2021 | 270 | 152,012.74 | |
| 1879474 | 2202633 | 7/30/2021 | 270 | 136,064.88 | |
| 1879477 | 2202636 | 7/30/2021 | 270 | 105,587.12 | |
| 1879445 | 2202600 | 7/30/2021 | 270 | 101,621.46 | |
| 1879346 | 2202472 | 7/30/2021 | 270 | 69,200.00 | |
| 1879467 | 2202626 | 7/30/2021 | 270 | 65,750.00 | |
| 1879397 | 2202529 | 7/30/2021 | 270 | 65,582.35 | |
| 1879442 | 2202597 | 7/30/2021 | 270 | 60,575.89 | |
| 1879464 | 2202623 | 7/30/2021 | 270 | 60,215.00 | |
| 1879388 | 2202519 | 7/30/2021 | 270 | 53,052.99 | |
| 1879449 | 2202606 | 7/30/2021 | 270 | 52,195.76 | |
| 1879437 | 2202592 | 7/30/2021 | 270 | 50,122.11 | |
| 1879461 | 2202618 | 7/30/2021 | 270 | 43,970.69 | |
| 1879413 | 2202554 | 7/30/2021 | 270 | 24,337.00 | |
| 1879395 | 2202526 | 7/30/2021 | 270 | 22,000.12 | |
| 1879325 | 2730701 | 7/30/2021 | 270 | 21,283.93 | |
| 1879392 | 2202523 | 7/30/2021 | 270 | 19,046.94 | |
| 1879321 | 2700701 | 7/30/2021 | 270 | 13,974.00 | |
| 1879316 | 2700709 AIRS DSM | 7/30/2021 | 270 | 12,798.68 | |
| 1879469 | 2202628 | 7/30/2021 | 270 | 12,685.00 | |
| 1879314 | 2700708 IRS TAX | 7/30/2021 | 270 | 11,912.82 | |
| 1879422 | 2202563 | 7/30/2021 | 270 | 9,566.00 | |
| 1879468 | 2202627 | 7/30/2021 | 270 | 8,487.00 | |
| 1879441 | 2202596 | 7/30/2021 | 270 | 6,793.83 | |
| 1879471 | 2202630 | 7/30/2021 | 270 | 5,167.50 | |
| 1879396 | 2202528 | 7/30/2021 | 270 | 4,239.28 | |
| 1879393 | 2202524 | 7/30/2021 | 270 | 4,169.68 | |
| 1879331 | 3980701 | 7/30/2021 | 270 | 4,033.33 | |
| 1879444 | 2202599 | 7/30/2021 | 270 | 3,825.00 | |
| 1879446 | 2202603 | 7/30/2021 | 270 | 3,442.73 | |
| 1879383 | 2202513 | 7/30/2021 | 270 | 3,415.00 | |
| 1879320 | 2700711 AIRS DSM | 7/30/2021 | 270 | 3,300.00 | |
| 1879424 | 2202565 | 7/30/2021 | 270 | 2,920.00 | |
| 1879382 | 2202511 | 7/30/2021 | 270 | 2,850.50 | |
| 1879479 | 2202638 | 7/30/2021 | 270 | 2,656.70 | |
| 1879410 | 2202549 | 7/30/2021 | 270 | 2,144.35 | |
| 1879450 | 2202607 | 7/30/2021 | 270 | 2,000.00 | |
| 1879439 | 2202594 | 7/30/2021 | 270 | 1,918.00 | |
| 1879380 | 2202508 | 7/30/2021 | 270 | 1,900.00 | |
| 1879381 | 2202509 | 7/30/2021 | 270 | 1,797.75 | |
| 1879398 | 2202534 | 7/30/2021 | 270 | 1,701.18 | |
| 1879420 | 2202561 | 7/30/2021 | 270 | 1,608.00 | |
| 1879473 | 2202632 | 7/30/2021 | 270 | 1,552.65 | |
| 1879369 | 2202495 | 7/30/2021 | 270 | 1,369.00 | |
| 1879344 | 2202469 | 7/30/2021 | 270 | 1,350.00 | |
| 1879376 | 2202502 | 7/30/2021 | 270 | 1,342.00 | |
| 1879372 | 2202498 | 7/30/2021 | 270 | 1,300.00 | |
| 1879374 | 2202500 | 7/30/2021 | 270 | 1,276.00 | |
| 1879370 | 2202496 | 7/30/2021 | 270 | 1,270.00 | |
| 1879373 | 2202499 | 7/30/2021 | 270 | 1,123.00 | |
| 1879375 | 2202501 | 7/30/2021 | 270 | 1,059.00 | |
| 1879389 | 2202520 | 7/30/2021 | 270 | 1,056.00 | |

Run Date: 12/30/2021
 Run Time: 2:44:16PM

Demand Account Activity

Page: 28
 User: 0

Start Date: 7/1/2021 End Date: 12/31/2021

| Jnl. Entry | Ref # | Trx. Date | Ledger | Debit Amount | Credit Amount |
|------------|-------------------|-----------|--------|----------------|----------------|
| 1879371 | 2202497 | 7/30/2021 | 270 | 895.00 | |
| 1879365 | 2202491 | 7/30/2021 | 270 | 880.00 | |
| 1879447 | 2202604 | 7/30/2021 | 270 | 872.85 | |
| 1879366 | 2202492 | 7/30/2021 | 270 | 869.00 | |
| 1879359 | 2202485 | 7/30/2021 | 270 | 840.00 | |
| 1879438 | 2202593 | 7/30/2021 | 270 | 772.00 | |
| 1879387 | 2202518 | 7/30/2021 | 270 | 725.00 | |
| 1879472 | 2202631 | 7/30/2021 | 270 | 720.00 | |
| 1879390 | 2202521 | 7/30/2021 | 270 | 712.76 | |
| 1879454 | 2202611 | 7/30/2021 | 270 | 711.12 | |
| 1879360 | 2202486 | 7/30/2021 | 270 | 667.00 | |
| 1879385 | 2202516 | 7/30/2021 | 270 | 625.00 | |
| 1879386 | 2202517 | 7/30/2021 | 270 | 600.00 | |
| 1879384 | 2202515 | 7/30/2021 | 270 | 555.00 | |
| 1879367 | 2202493 | 7/30/2021 | 270 | 500.00 | |
| 1879443 | 2202598 | 7/30/2021 | 270 | 499.21 | |
| 1879368 | 2202494 | 7/30/2021 | 270 | 490.00 | |
| 1879455 | 2202612 | 7/30/2021 | 270 | 407.16 | |
| 1879465 | 2202624 | 7/30/2021 | 270 | 400.00 | |
| 1879466 | 2202625 | 7/30/2021 | 270 | 400.00 | |
| 1879440 | 2202595 | 7/30/2021 | 270 | 350.00 | |
| 1879428 | 2202581 | 7/30/2021 | 270 | 311.61 | |
| 1879435 | 2202589 | 7/30/2021 | 270 | 250.00 | |
| 1879361 | 2202487 | 7/30/2021 | 270 | 245.00 | |
| 1879362 | 2202488 | 7/30/2021 | 270 | 225.00 | |
| 1879357 | 2202483 | 7/30/2021 | 270 | 220.00 | |
| 1879352 | 2202478 | 7/30/2021 | 270 | 200.00 | |
| 1879353 | 2202479 | 7/30/2021 | 270 | 187.00 | |
| 1879358 | 2202484 | 7/30/2021 | 270 | 155.00 | |
| 1879348 | 2202474 | 7/30/2021 | 270 | 150.00 | |
| 1879349 | 2202475 | 7/30/2021 | 270 | 150.00 | |
| 1879350 | 2202476 | 7/30/2021 | 270 | 150.00 | |
| 1879448 | 2202605 | 7/30/2021 | 270 | 150.00 | |
| 1879480 | 2202639 | 7/30/2021 | 270 | 135.00 | |
| 1879363 | 2202489 | 7/30/2021 | 270 | 120.00 | |
| 1879356 | 2202482 | 7/30/2021 | 270 | 111.85 | |
| 1879391 | 2202522 | 7/30/2021 | 270 | 103.82 | |
| 1879351 | 2202477 | 7/30/2021 | 270 | 100.00 | |
| 1879354 | 2202480 | 7/30/2021 | 270 | 100.00 | |
| 1879355 | 2202481 | 7/30/2021 | 270 | 100.00 | |
| 1879364 | 2202490 | 7/30/2021 | 270 | 85.00 | |
| 1879379 | 2202505 | 7/30/2021 | 270 | 80.00 | |
| 1879378 | 2202504 | 7/30/2021 | 270 | 69.44 | |
| 1879416 | 2202557 | 7/30/2021 | 270 | 60.00 | |
| 1879463 | 2202620 | 7/30/2021 | 270 | 40.00 | |
| 1879470 | 2202629 | 7/30/2021 | 270 | 20.00 | |
| 1879414 | 2202555 | 7/30/2021 | 270 | 17.00 | |
| 1879460 | 2202617 | 7/30/2021 | 270 | 16.35 | |
| 1879336 | 8009622 EFT REV C | 7/30/2021 | 270 | | 97,580.02 |
| 1879323 | 2700702 | 7/30/2021 | 270 | | 8,331,846.42 |
| 1879326 | 2700703 | 7/30/2021 | 270 | | 231,445,706.57 |
| 1879504 | 2700701 | 7/30/2021 | 270 | | 133,000,000.00 |
| 1879832 | 2780801 | 8/2/2021 | 270 | 166,000,000.00 | |
| 1879822 | 2700806 | 8/2/2021 | 270 | 15,760,000.00 | |
| 1879833 | 0810801 | 8/2/2021 | 270 | 4,219,257.88 | |
| 1879856 | 2202690 | 8/2/2021 | 270 | 3,433,005.76 | |

Run Date: 12/30/2021
 Run Time: 2:44:16PM

Demand Account Activity

Page: 29
 User: 0

Start Date: 7/1/2021 End Date: 12/31/2021

| Jnl. Entry | Ref # | Trx. Date | Ledger | Debit Amount | Credit Amount |
|------------|------------------|-----------|--------|---------------|----------------|
| 1879859 | 2202693 | 8/2/2021 | 270 | 1,355,230.90 | |
| 1879890 | 2202737 | 8/2/2021 | 270 | 191,699.90 | |
| 1879874 | 2202721 | 8/2/2021 | 270 | 133,322.00 | |
| 1879824 | 2750801 | 8/2/2021 | 270 | 120,110.22 | |
| 1879836 | 2202667 | 8/2/2021 | 270 | 116,341.24 | |
| 1879850 | 2202684 | 8/2/2021 | 270 | 111,392.06 | |
| 1879834 | 2202665 | 8/2/2021 | 270 | 106,419.19 | |
| 1879838 | 2202669 | 8/2/2021 | 270 | 65,801.26 | |
| 1879861 | 2202695 | 8/2/2021 | 270 | 56,653.14 | |
| 1879846 | 2202678 | 8/2/2021 | 270 | 54,032.23 | |
| 1879867 | 2202701 | 8/2/2021 | 270 | 49,627.00 | |
| 1879851 | 2202685 | 8/2/2021 | 270 | 18,519.15 | |
| 1879865 | 2202699 | 8/2/2021 | 270 | 14,652.30 | |
| 1879858 | 2202692 | 8/2/2021 | 270 | 14,594.99 | |
| 1879875 | 2202722 | 8/2/2021 | 270 | 11,361.00 | |
| 1879853 | 2202687 | 8/2/2021 | 270 | 10,065.65 | |
| 1879863 | 2202697 | 8/2/2021 | 270 | 8,634.82 | |
| 1879857 | 2202691 | 8/2/2021 | 270 | 7,632.01 | |
| 1879866 | 2202700 | 8/2/2021 | 270 | 6,377.90 | |
| 1879852 | 2202686 | 8/2/2021 | 270 | 5,947.54 | |
| 1879823 | 2730801 | 8/2/2021 | 270 | 5,812.50 | |
| 1879876 | 2202723 | 8/2/2021 | 270 | 4,860.00 | |
| 1879864 | 2202698 | 8/2/2021 | 270 | 3,354.50 | |
| 1879862 | 2202696 | 8/2/2021 | 270 | 2,717.82 | |
| 1879818 | 2700801 | 8/2/2021 | 270 | 2,495.85 | |
| 1879849 | 2202683 | 8/2/2021 | 270 | 1,976.00 | |
| 1879878 | 2202725 | 8/2/2021 | 270 | 1,595.00 | |
| 1879847 | 2202681 | 8/2/2021 | 270 | 1,247.00 | |
| 1879860 | 2202694 | 8/2/2021 | 270 | 566.82 | |
| 1879837 | 2202668 | 8/2/2021 | 270 | 535.04 | |
| 1879848 | 2202682 | 8/2/2021 | 270 | 495.00 | |
| 1879845 | 2202677 | 8/2/2021 | 270 | 200.00 | |
| 1879877 | 2202724 | 8/2/2021 | 270 | 56.25 | |
| 1879839 | 2202670 | 8/2/2021 | 270 | 17.73 | |
| 1879830 | 3980807 | 8/2/2021 | 270 | 11.50 | |
| 1879819 | 2700802 | 8/2/2021 | 270 | | 5,556,525.39 |
| 1879820 | 2700803 | 8/2/2021 | 270 | | 105.00 |
| 1879821 | 2700804 | 8/2/2021 | 270 | | 25,880,349.70 |
| 1879826 | 2700805 | 8/2/2021 | 270 | | 160,073,746.81 |
| 1880197 | 2700805 | 8/3/2021 | 270 | 30,043,691.67 | |
| 1880185 | 2700807 AIRS TAX | 8/3/2021 | 270 | 7,448,330.94 | |
| 1880191 | 3000802 | 8/3/2021 | 270 | 5,000,000.00 | |
| 1880247 | 2202797 | 8/3/2021 | 270 | 2,000,000.00 | |
| 1880310 | 0810801 | 8/3/2021 | 270 | 1,306,487.26 | |
| 1880239 | 2202789 | 8/3/2021 | 270 | 633,762.21 | |
| 1880249 | 2202799 | 8/3/2021 | 270 | 230,165.46 | |
| 1880202 | 2202738 | 8/3/2021 | 270 | 214,349.54 | |
| 1880238 | 2202788 | 8/3/2021 | 270 | 139,081.99 | |
| 1880257 | 2202809 | 8/3/2021 | 270 | 127,130.24 | |
| 1880212 | 2202758 | 8/3/2021 | 270 | 85,000.00 | |
| 1880302 | 2202862 | 8/3/2021 | 270 | 78,290.57 | |
| 1880237 | 2202787 | 8/3/2021 | 270 | 73,239.45 | |
| 1880236 | 2202786 | 8/3/2021 | 270 | 62,103.96 | |
| 1880221 | 2202767 | 8/3/2021 | 270 | 52,900.52 | |
| 1880187 | 2700809 AIRS DSM | 8/3/2021 | 270 | 51,969.44 | |
| 1880186 | 2700808 AIRS DSM | 8/3/2021 | 270 | 50,706.95 | |

Run Date: 12/30/2021
 Run Time: 2:44:16PM

Demand Account Activity

Page: 30
 User: 0

Start Date: 7/1/2021 End Date: 12/31/2021

| Jnl. Entry | Ref # | Trx. Date | Ledger | Debit Amount | Credit Amount |
|------------|----------------------|-----------|--------|---------------|---------------|
| 1880188 | 2700810 AIRS DSM | 8/3/2021 | 270 | 50,401.19 | |
| 1880198 | 2740801 | 8/3/2021 | 270 | 41,943.00 | |
| 1880232 | 2202782 | 8/3/2021 | 270 | 34,900.00 | |
| 1880268 | 2202821 | 8/3/2021 | 270 | 30,828.13 | |
| 1880220 | 2202766 | 8/3/2021 | 270 | 28,203.49 | |
| 1880222 | 2202769 | 8/3/2021 | 270 | 25,256.74 | |
| 1880226 | 2202774 | 8/3/2021 | 270 | 21,040.73 | |
| 1880218 | 2202764 | 8/3/2021 | 270 | 17,161.76 | |
| 1880235 | 2202785 | 8/3/2021 | 270 | 12,443.98 | |
| 1880252 | 2202802 | 8/3/2021 | 270 | 10,273.74 | |
| 1880262 | 2202814 | 8/3/2021 | 270 | 9,237.00 | |
| 1880234 | 2202784 | 8/3/2021 | 270 | 8,732.49 | |
| 1880233 | 2202783 | 8/3/2021 | 270 | 7,568.58 | |
| 1880219 | 2202765 | 8/3/2021 | 270 | 6,774.80 | |
| 1880269 | 2202822 | 8/3/2021 | 270 | 5,794.90 | |
| 1880256 | 2202808 | 8/3/2021 | 270 | 4,694.71 | |
| 1880255 | 2202807 | 8/3/2021 | 270 | 4,693.20 | |
| 1880248 | 2202798 | 8/3/2021 | 270 | 4,000.00 | |
| 1880211 | 2202755 | 8/3/2021 | 270 | 3,855.00 | |
| 1880189 | 2700811 AIRS DSM | 8/3/2021 | 270 | 3,750.00 | |
| 1880208 | 2202749 | 8/3/2021 | 270 | 3,070.00 | |
| 1880194 | 2700802 | 8/3/2021 | 270 | 2,950.00 | |
| 1880206 | 2202746 | 8/3/2021 | 270 | 2,340.00 | |
| 1880217 | 2202763 | 8/3/2021 | 270 | 2,331.55 | |
| 1880216 | 2202762 | 8/3/2021 | 270 | 2,285.44 | |
| 1880210 | 2202753 | 8/3/2021 | 270 | 2,219.50 | |
| 1880264 | 2202816 | 8/3/2021 | 270 | 2,120.00 | |
| 1880207 | 2202747 | 8/3/2021 | 270 | 2,106.25 | |
| 1880227 | 2202777 | 8/3/2021 | 270 | 1,816.29 | |
| 1880223 | 2202770 | 8/3/2021 | 270 | 1,769.50 | |
| 1880215 | 2202761 | 8/3/2021 | 270 | 1,600.00 | |
| 1880229 | 2202779 | 8/3/2021 | 270 | 1,332.25 | |
| 1880205 | 2202745 | 8/3/2021 | 270 | 1,330.00 | |
| 1880231 | 2202781 | 8/3/2021 | 270 | 1,089.49 | |
| 1880214 | 2202760 | 8/3/2021 | 270 | 1,076.10 | |
| 1880250 | 2202800 | 8/3/2021 | 270 | 997.21 | |
| 1880213 | 2202759 | 8/3/2021 | 270 | 982.03 | |
| 1880209 | 2202751 | 8/3/2021 | 270 | 920.25 | |
| 1880225 | 2202773 | 8/3/2021 | 270 | 920.00 | |
| 1880230 | 2202780 | 8/3/2021 | 270 | 859.32 | |
| 1880284 | 2202844 | 8/3/2021 | 270 | 840.71 | |
| 1880251 | 2202801 | 8/3/2021 | 270 | 500.00 | |
| 1880224 | 2202772 | 8/3/2021 | 270 | 320.09 | |
| 1880203 | 2202739 | 8/3/2021 | 270 | 200.00 | |
| 1880204 | 2202742 | 8/3/2021 | 270 | 180.00 | |
| 1880228 | 2202778 | 8/3/2021 | 270 | 104.64 | |
| 1880285 | 2202845 | 8/3/2021 | 270 | 90.52 | |
| 1880263 | 2202815 | 8/3/2021 | 270 | 62.00 | |
| 1880193 | 2700801 | 8/3/2021 | 270 | | 315.00 |
| 1880195 | 2700803 | 8/3/2021 | 270 | | 15,707,324.36 |
| 1880196 | 2700804 | 8/3/2021 | 270 | | 15,694,505.00 |
| 1880311 | 2780801 | 8/3/2021 | 270 | | 16,000,000.00 |
| 1880737 | Correct Journal Entr | 8/4/2021 | 270 | 16,000,000.00 | |
| 1880636 | 2700807 AIRS TAX | 8/4/2021 | 270 | 13,016,820.41 | |
| 1880656 | 2780801 | 8/4/2021 | 270 | 13,000,000.00 | |
| 1880718 | 2202950 | 8/4/2021 | 270 | 10,910,298.22 | |

Run Date: 12/30/2021
Run Time: 2:44:16PM

Demand Account Activity

Start Date: 7/1/2021 End Date: 12/31/2021

Page: 31
User: 0

| Jnl. Entry | Ref # | Trx. Date | Ledger | Debit Amount | Credit Amount |
|------------|------------------|-----------|--------|--------------|---------------|
| 1880642 | 3000802 | 8/4/2021 | 270 | 7,000,000.00 | |
| 1880735 | 0810801 | 8/4/2021 | 270 | 3,068,240.05 | |
| 1880657 | 2202870 | 8/4/2021 | 270 | 2,071,518.58 | |
| 1880693 | 2202919 | 8/4/2021 | 270 | 1,854,913.59 | |
| 1880650 | 2750801 | 8/4/2021 | 270 | 1,528,636.88 | |
| 1880674 | 2202887 | 8/4/2021 | 270 | 759,058.50 | |
| 1880688 | 2202909 | 8/4/2021 | 270 | 720,164.53 | |
| 1880692 | 2202918 | 8/4/2021 | 270 | 642,808.14 | |
| 1880722 | 2202954 | 8/4/2021 | 270 | 345,951.28 | |
| 1880666 | 2202879 | 8/4/2021 | 270 | 270,763.78 | |
| 1880649 | 2740801 | 8/4/2021 | 270 | 215,834.00 | |
| 1880639 | 2700810 AIRS DSM | 8/4/2021 | 270 | 171,489.37 | |
| 1880675 | 2202888 | 8/4/2021 | 270 | 120,882.00 | |
| 1880723 | 2202955 | 8/4/2021 | 270 | 99,914.91 | |
| 1880638 | 2700809 AIRS DSM | 8/4/2021 | 270 | 89,588.03 | |
| 1880677 | 2202890 | 8/4/2021 | 270 | 86,742.31 | |
| 1880684 | 2202905 | 8/4/2021 | 270 | 62,315.58 | |
| 1880658 | 2202871 | 8/4/2021 | 270 | 53,285.43 | |
| 1880637 | 2700808 AIRS TAX | 8/4/2021 | 270 | 46,341.20 | |
| 1880678 | 2202891 | 8/4/2021 | 270 | 45,904.06 | |
| 1880721 | 2202953 | 8/4/2021 | 270 | 41,871.50 | |
| 1880667 | 2202880 | 8/4/2021 | 270 | 28,582.60 | |
| 1880698 | 2202924 | 8/4/2021 | 270 | 27,714.80 | |
| 1880707 | 2202933 | 8/4/2021 | 270 | 19,446.00 | |
| 1880676 | 2202889 | 8/4/2021 | 270 | 17,914.60 | |
| 1880701 | 2202927 | 8/4/2021 | 270 | 16,010.02 | |
| 1880660 | 2202873 | 8/4/2021 | 270 | 12,480.00 | |
| 1880699 | 2202925 | 8/4/2021 | 270 | 11,023.30 | |
| 1880661 | 2202874 | 8/4/2021 | 270 | 10,803.50 | |
| 1880659 | 2202872 | 8/4/2021 | 270 | 7,900.00 | |
| 1880712 | 2202940 | 8/4/2021 | 270 | 6,438.73 | |
| 1880643 | 2700801 | 8/4/2021 | 270 | 6,178.88 | |
| 1880696 | 2202922 | 8/4/2021 | 270 | 5,813.17 | |
| 1880681 | 2202896 | 8/4/2021 | 270 | 5,768.25 | |
| 1880697 | 2202923 | 8/4/2021 | 270 | 5,624.73 | |
| 1880668 | 2202881 | 8/4/2021 | 270 | 4,839.79 | |
| 1880685 | 2202906 | 8/4/2021 | 270 | 4,291.36 | |
| 1880670 | 2202883 | 8/4/2021 | 270 | 4,118.52 | |
| 1880671 | 2202884 | 8/4/2021 | 270 | 3,325.03 | |
| 1880673 | 2202886 | 8/4/2021 | 270 | 3,250.00 | |
| 1880672 | 2202885 | 8/4/2021 | 270 | 3,214.78 | |
| 1880679 | 2202892 | 8/4/2021 | 270 | 2,274.95 | |
| 1880640 | 2700811 AIRS DSM | 8/4/2021 | 270 | 2,250.00 | |
| 1880714 | 2202944 | 8/4/2021 | 270 | 2,195.00 | |
| 1880662 | 2202875 | 8/4/2021 | 270 | 1,734.20 | |
| 1880700 | 2202926 | 8/4/2021 | 270 | 1,315.98 | |
| 1880686 | 2202907 | 8/4/2021 | 270 | 527.83 | |
| 1880720 | 2202952 | 8/4/2021 | 270 | 433.53 | |
| 1880680 | 2202893 | 8/4/2021 | 270 | 220.00 | |
| 1880663 | 2202876 | 8/4/2021 | 270 | 170.40 | |
| 1880682 | 2202903 | 8/4/2021 | 270 | 169.44 | |
| 1880664 | 2202877 | 8/4/2021 | 270 | 51.05 | |
| 1880711 | 2202939 | 8/4/2021 | 270 | 40.00 | |
| 1880669 | 2202882 | 8/4/2021 | 270 | 21.24 | |
| 1880665 | 2202878 | 8/4/2021 | 270 | 21.23 | |
| 1880683 | 2202904 | 8/4/2021 | 270 | 4.69 | |

Run Date: 12/30/2021
 Run Time: 2:44:16PM

Demand Account Activity

Page: 32
 User: 0

Start Date: 7/1/2021 End Date: 12/31/2021

| Jnl. Entry | Ref # | Trx. Date | Ledger | Debit Amount | Credit Amount |
|------------|---------------------|-----------|--------|----------------|---------------|
| 1880654 | 8009626 DSMV ETC | 8/4/2021 | 270 | | 150.00 |
| 1880655 | 8009630 EFT REV E | 8/4/2021 | 270 | | 19,566.03 |
| 1880644 | 2700802 | 8/4/2021 | 270 | | 2,071,518.58 |
| 1880645 | 2700803 | 8/4/2021 | 270 | | 20,175,733.45 |
| 1880646 | 2700804 | 8/4/2021 | 270 | | 50.00 |
| 1880647 | 2700805 | 8/4/2021 | 270 | | 20,340,744.09 |
| 1880648 | 2700806 | 8/4/2021 | 270 | | 16,899,237.57 |
| 1880736 | Back Out Journal Er | 8/4/2021 | 270 | | 13,000,000.00 |
| 1881112 | 2203003 | 8/5/2021 | 270 | 323,643,781.21 | |
| 1881074 | 2700805 | 8/5/2021 | 270 | 45,000,000.00 | |
| 1880959 | 2700807 AIRS TAX | 8/5/2021 | 270 | 8,430,024.33 | |
| 1881080 | 0810801 | 8/5/2021 | 270 | 6,092,623.63 | |
| 1881068 | 3000802 | 8/5/2021 | 270 | 6,000,000.00 | |
| 1881166 | 2203083 | 8/5/2021 | 270 | 3,884,588.47 | |
| 1881091 | 2202979 | 8/5/2021 | 270 | 481,934.52 | |
| 1881110 | 2203001 | 8/5/2021 | 270 | 391,721.58 | |
| 1881088 | 2202976 | 8/5/2021 | 270 | 340,203.00 | |
| 1881106 | 2202994 | 8/5/2021 | 270 | 316,512.37 | |
| 1881090 | 2202978 | 8/5/2021 | 270 | 160,688.50 | |
| 1881105 | 2202993 | 8/5/2021 | 270 | 160,279.26 | |
| 1880999 | 2700808 AIRS TAX | 8/5/2021 | 270 | 132,334.02 | |
| 1881075 | 2740801 | 8/5/2021 | 270 | 108,995.00 | |
| 1881153 | 2203059 | 8/5/2021 | 270 | 101,168.00 | |
| 1881161 | 2203078 | 8/5/2021 | 270 | 94,401.26 | |
| 1881162 | 2203079 | 8/5/2021 | 270 | 86,291.90 | |
| 1881154 | 2203060 | 8/5/2021 | 270 | 61,368.60 | |
| 1881000 | 2700809 AIRS DSM | 8/5/2021 | 270 | 57,288.54 | |
| 1881150 | 2203056 | 8/5/2021 | 270 | 35,058.74 | |
| 1881076 | 2750801 | 8/5/2021 | 270 | 33,081.54 | |
| 1881098 | 2202986 | 8/5/2021 | 270 | 29,949.11 | |
| 1881089 | 2202977 | 8/5/2021 | 270 | 28,940.00 | |
| 1881095 | 2202983 | 8/5/2021 | 270 | 25,665.52 | |
| 1881096 | 2202984 | 8/5/2021 | 270 | 22,052.71 | |
| 1881094 | 2202982 | 8/5/2021 | 270 | 21,986.33 | |
| 1881159 | 2203067 | 8/5/2021 | 270 | 16,031.00 | |
| 1881108 | 2202998 | 8/5/2021 | 270 | 13,557.50 | |
| 1881099 | 2202987 | 8/5/2021 | 270 | 12,780.90 | |
| 1881178 | 2203109 | 8/5/2021 | 270 | 12,598.00 | |
| 1881151 | 2203057 | 8/5/2021 | 270 | 12,299.54 | |
| 1881185 | 2203116 | 8/5/2021 | 270 | 9,672.48 | |
| 1881092 | 2202980 | 8/5/2021 | 270 | 9,614.50 | |
| 1881114 | 2203007 | 8/5/2021 | 270 | 9,155.00 | |
| 1881158 | 2203065 | 8/5/2021 | 270 | 7,924.60 | |
| 1881084 | 2202972 | 8/5/2021 | 270 | 7,099.88 | |
| 1881147 | 2203053 | 8/5/2021 | 270 | 6,432.11 | |
| 1881082 | 2202970 | 8/5/2021 | 270 | 5,340.00 | |
| 1881081 | 2202969 | 8/5/2021 | 270 | 4,450.00 | |
| 1881001 | 2700810 AIRS DSM | 8/5/2021 | 270 | 4,275.00 | |
| 1881152 | 2203058 | 8/5/2021 | 270 | 3,599.34 | |
| 1881122 | 2203015 | 8/5/2021 | 270 | 3,245.00 | |
| 1881121 | 2203014 | 8/5/2021 | 270 | 3,047.00 | |
| 1881093 | 2202981 | 8/5/2021 | 270 | 2,920.00 | |
| 1881100 | 2202988 | 8/5/2021 | 270 | 2,810.00 | |
| 1881149 | 2203055 | 8/5/2021 | 270 | 2,552.25 | |
| 1881087 | 2202975 | 8/5/2021 | 270 | 2,469.00 | |
| 1881157 | 2203063 | 8/5/2021 | 270 | 2,459.00 | |

Run Date: 12/30/2021
 Run Time: 2:44:16PM

Demand Account Activity

Page: 33
 User: 0

Start Date: 7/1/2021 End Date: 12/31/2021

| Jnl. Entry | Ref # | Trx. Date | Ledger | Debit Amount | Credit Amount |
|------------|-------------------|-----------|--------|----------------|----------------|
| 1881115 | 2203008 | 8/5/2021 | 270 | 2,325.00 | |
| 1881070 | 2700801 | 8/5/2021 | 270 | 2,075.00 | |
| 1881083 | 2202971 | 8/5/2021 | 270 | 2,052.00 | |
| 1881119 | 2203012 | 8/5/2021 | 270 | 1,960.00 | |
| 1881101 | 2202989 | 8/5/2021 | 270 | 1,930.00 | |
| 1881109 | 2202999 | 8/5/2021 | 270 | 1,871.00 | |
| 1881117 | 2203010 | 8/5/2021 | 270 | 1,640.00 | |
| 1881179 | 2203110 | 8/5/2021 | 270 | 1,531.50 | |
| 1881180 | 2203111 | 8/5/2021 | 270 | 1,405.00 | |
| 1881107 | 2202997 | 8/5/2021 | 270 | 1,398.28 | |
| 1881104 | 2202992 | 8/5/2021 | 270 | 1,181.00 | |
| 1881103 | 2202991 | 8/5/2021 | 270 | 1,026.00 | |
| 1881116 | 2203009 | 8/5/2021 | 270 | 1,000.00 | |
| 1881113 | 2203005 | 8/5/2021 | 270 | 910.00 | |
| 1881120 | 2203013 | 8/5/2021 | 270 | 900.00 | |
| 1881118 | 2203011 | 8/5/2021 | 270 | 793.00 | |
| 1881148 | 2203054 | 8/5/2021 | 270 | 647.65 | |
| 1881183 | 2203114 | 8/5/2021 | 270 | 505.71 | |
| 1881102 | 2202990 | 8/5/2021 | 270 | 490.00 | |
| 1881182 | 2203113 | 8/5/2021 | 270 | 422.61 | |
| 1881146 | 2203052 | 8/5/2021 | 270 | 385.44 | |
| 1881181 | 2203112 | 8/5/2021 | 270 | 190.75 | |
| 1881111 | 2203002 | 8/5/2021 | 270 | 150.00 | |
| 1881086 | 2202974 | 8/5/2021 | 270 | 85.00 | |
| 1881097 | 2202985 | 8/5/2021 | 270 | 50.00 | |
| 1881085 | 2202973 | 8/5/2021 | 270 | 17.50 | |
| 1881163 | 2203080 | 8/5/2021 | 270 | 16.08 | |
| 1881066 | 8009632 EFT REV E | 8/5/2021 | 270 | | 10,987.74 |
| 1881071 | 2700802 | 8/5/2021 | 270 | | 14,886,872.53 |
| 1881072 | 2700803 | 8/5/2021 | 270 | | 316,899,111.14 |
| 1881073 | 2700804 | 8/5/2021 | 270 | | 10,700,707.64 |
| 1881198 | 2780801 | 8/5/2021 | 270 | | 54,000,000.00 |
| 1881467 | 2700805 | 8/6/2021 | 270 | 407,015,990.83 | |
| 1881584 | 2780801 | 8/6/2021 | 270 | 46,000,000.00 | |
| 1881488 | 2700807 AIRS TAX | 8/6/2021 | 270 | 6,992,910.16 | |
| 1881585 | 0810801 | 8/6/2021 | 270 | 5,627,464.07 | |
| 1881462 | 3000802 | 8/6/2021 | 270 | 5,000,000.00 | |
| 1881559 | 2203226 | 8/6/2021 | 270 | 3,562,697.46 | |
| 1881555 | 2203222 | 8/6/2021 | 270 | 803,417.27 | |
| 1881470 | 4720801 | 8/6/2021 | 270 | 796,928.37 | |
| 1881560 | 2203227 | 8/6/2021 | 270 | 606,731.69 | |
| 1881537 | 2203201 | 8/6/2021 | 270 | 570,083.18 | |
| 1881562 | 2203229 | 8/6/2021 | 270 | 199,228.79 | |
| 1881503 | 2203140 | 8/6/2021 | 270 | 178,624.52 | |
| 1881505 | 2203142 | 8/6/2021 | 270 | 173,214.94 | |
| 1881471 | 2740801 | 8/6/2021 | 270 | 148,035.00 | |
| 1881510 | 2203153 | 8/6/2021 | 270 | 86,255.14 | |
| 1881491 | 2700810 AIRS DSM | 8/6/2021 | 270 | 85,408.08 | |
| 1881504 | 2203141 | 8/6/2021 | 270 | 83,538.64 | |
| 1881536 | 2203198 | 8/6/2021 | 270 | 80,749.83 | |
| 1881561 | 2203228 | 8/6/2021 | 270 | 79,301.98 | |
| 1881490 | 2700809 AIRS DSM | 8/6/2021 | 270 | 70,517.65 | |
| 1881495 | 2203132 | 8/6/2021 | 270 | 63,319.35 | |
| 1881528 | 2203187 | 8/6/2021 | 270 | 51,868.16 | |
| 1881498 | 2203135 | 8/6/2021 | 270 | 44,046.44 | |
| 1881531 | 2203190 | 8/6/2021 | 270 | 42,971.26 | |

Run Date: 12/30/2021
 Run Time: 2:44:16PM

Demand Account Activity

Start Date: 7/1/2021 End Date: 12/31/2021

Page: 34
 User: 0

| Jnl. Entry | Ref # | Trx. Date | Ledger | Debit Amount | Credit Amount |
|------------|----------------------|-----------|--------|---------------|----------------|
| 1881511 | 2203156 | 8/6/2021 | 270 | 40,956.17 | |
| 1881493 | 2203130 | 8/6/2021 | 270 | 40,161.02 | |
| 1881558 | 2203225 | 8/6/2021 | 270 | 40,065.37 | |
| 1881515 | 2203170 | 8/6/2021 | 270 | 37,996.00 | |
| 1881583 | 2203259 | 8/6/2021 | 270 | 27,165.00 | |
| 1881557 | 2203224 | 8/6/2021 | 270 | 26,108.72 | |
| 1881563 | 2203230 | 8/6/2021 | 270 | 21,871.34 | |
| 1881527 | 2203186 | 8/6/2021 | 270 | 19,149.82 | |
| 1881524 | 2203183 | 8/6/2021 | 270 | 14,983.50 | |
| 1881529 | 2203188 | 8/6/2021 | 270 | 12,366.61 | |
| 1881551 | 2203218 | 8/6/2021 | 270 | 12,311.00 | |
| 1881530 | 2203189 | 8/6/2021 | 270 | 11,874.66 | |
| 1881534 | 2203193 | 8/6/2021 | 270 | 9,127.03 | |
| 1881509 | 2203152 | 8/6/2021 | 270 | 8,000.00 | |
| 1881514 | 2203169 | 8/6/2021 | 270 | 7,290.01 | |
| 1881535 | 2203197 | 8/6/2021 | 270 | 6,816.04 | |
| 1881513 | 2203158 | 8/6/2021 | 270 | 6,649.50 | |
| 1881506 | 2203148 | 8/6/2021 | 270 | 5,866.99 | |
| 1881516 | 2203171 | 8/6/2021 | 270 | 5,689.38 | |
| 1881507 | 2203150 | 8/6/2021 | 270 | 4,719.24 | |
| 1881494 | 2203131 | 8/6/2021 | 270 | 3,962.63 | |
| 1881552 | 2203219 | 8/6/2021 | 270 | 2,680.00 | |
| 1881553 | 2203220 | 8/6/2021 | 270 | 1,260.00 | |
| 1881500 | 2203137 | 8/6/2021 | 270 | 1,123.00 | |
| 1881564 | 2203231 | 8/6/2021 | 270 | 1,086.70 | |
| 1881502 | 2203139 | 8/6/2021 | 270 | 895.00 | |
| 1881472 | 2750801 | 8/6/2021 | 270 | 883.80 | |
| 1881489 | 2700808 AIRS TAX | 8/6/2021 | 270 | 681.77 | |
| 1881492 | 2700811 AIRS DSM | 8/6/2021 | 270 | 622.50 | |
| 1881567 | 2203234 | 8/6/2021 | 270 | 457.06 | |
| 1881556 | 2203223 | 8/6/2021 | 270 | 420.58 | |
| 1881497 | 2203134 | 8/6/2021 | 270 | 300.00 | |
| 1881512 | 2203157 | 8/6/2021 | 270 | 295.16 | |
| 1881499 | 2203136 | 8/6/2021 | 270 | 280.00 | |
| 1881554 | 2203221 | 8/6/2021 | 270 | 267.00 | |
| 1881496 | 2203133 | 8/6/2021 | 270 | 150.00 | |
| 1881501 | 2203138 | 8/6/2021 | 270 | 100.00 | |
| 1881464 | 2700802 | 8/6/2021 | 270 | 72.00 | |
| 1881508 | 2203151 | 8/6/2021 | 270 | 18.08 | |
| 1881458 | 8009638 EFT REV E | 8/6/2021 | 270 | | 73,784.13 |
| 1881463 | 2700801 | 8/6/2021 | 270 | | 830.00 |
| 1881465 | 2700803 | 8/6/2021 | 270 | | 421,394,042.08 |
| 1881466 | 2700804 | 8/6/2021 | 270 | | 10,728,430.84 |
| 1881468 | 2700806 | 8/6/2021 | 270 | | 1,290,868.03 |
| 1881469 | 2700812 | 8/6/2021 | 270 | | 44,986,500.00 |
| 1881850 | 2203261 | 8/9/2021 | 270 | 10,991,293.37 | |
| 1881843 | 222700801EFT AIRS | 8/9/2021 | 270 | 8,027,965.80 | |
| 1881825 | 222700808 | 8/9/2021 | 270 | 8,000,000.00 | |
| 1881848 | 222700817 | 8/9/2021 | 270 | 8,000,000.00 | |
| 1881956 | Correct Journal Entr | 8/9/2021 | 270 | 7,000,000.00 | |
| 1881954 | 222700818 | 8/9/2021 | 270 | 1,441,487.35 | |
| 1881892 | 2203322 | 8/9/2021 | 270 | 1,031,379.14 | |
| 1881897 | 2203332 | 8/9/2021 | 270 | 911,221.67 | |
| 1881940 | 2203392 | 8/9/2021 | 270 | 870,340.24 | |
| 1881856 | 2203267 | 8/9/2021 | 270 | 497,395.64 | |
| 1881881 | 2203301 | 8/9/2021 | 270 | 155,873.97 | |

Run Date: 12/30/2021
 Run Time: 2:44:16PM

Demand Account Activity

Page: 35
 User: 0

Start Date: 7/1/2021 End Date: 12/31/2021

| Jnl. Entry | Ref # | Trx. Date | Ledger | Debit Amount | Credit Amount |
|------------|--------------------|-----------|--------|--------------|---------------|
| 1881873 | 2203285 | 8/9/2021 | 270 | 117,147.05 | |
| 1881916 | 2203362 | 8/9/2021 | 270 | 102,908.21 | |
| 1881851 | 2203262 | 8/9/2021 | 270 | 85,730.00 | |
| 1881938 | 2203390 | 8/9/2021 | 270 | 83,730.57 | |
| 1881939 | 2203391 | 8/9/2021 | 270 | 66,010.15 | |
| 1881917 | 2203363 | 8/9/2021 | 270 | 55,049.92 | |
| 1881859 | 2203270 | 8/9/2021 | 270 | 54,269.40 | |
| 1881936 | 2203388 | 8/9/2021 | 270 | 49,717.19 | |
| 1881915 | 2203361 | 8/9/2021 | 270 | 44,537.70 | |
| 1881844 | 222700802CC AIRS | 8/9/2021 | 270 | 43,060.74 | |
| 1881862 | 2203273 | 8/9/2021 | 270 | 41,180.57 | |
| 1881942 | 2203395 | 8/9/2021 | 270 | 40,348.54 | |
| 1881861 | 2203272 | 8/9/2021 | 270 | 39,706.51 | |
| 1881860 | 2203271 | 8/9/2021 | 270 | 36,665.88 | |
| 1881906 | 2203350 | 8/9/2021 | 270 | 32,117.61 | |
| 1881845 | 222700803IFTA CC | 8/9/2021 | 270 | 24,027.52 | |
| 1881869 | 2203280 | 8/9/2021 | 270 | 22,548.61 | |
| 1881875 | 2203290 | 8/9/2021 | 270 | 15,200.00 | |
| 1881870 | 2203282 | 8/9/2021 | 270 | 14,728.23 | |
| 1881909 | 2203355 | 8/9/2021 | 270 | 11,061.00 | |
| 1881821 | 222700804 | 8/9/2021 | 270 | 8,778.00 | |
| 1881943 | 2203396 | 8/9/2021 | 270 | 8,607.33 | |
| 1881855 | 2203266 | 8/9/2021 | 270 | 7,892.50 | |
| 1881871 | 2203283 | 8/9/2021 | 270 | 7,449.29 | |
| 1881868 | 2203279 | 8/9/2021 | 270 | 7,368.00 | |
| 1881893 | 2203327 | 8/9/2021 | 270 | 7,306.38 | |
| 1881857 | 2203268 | 8/9/2021 | 270 | 5,408.29 | |
| 1881863 | 2203274 | 8/9/2021 | 270 | 5,074.29 | |
| 1881912 | 2203358 | 8/9/2021 | 270 | 4,185.50 | |
| 1881878 | 2203295 | 8/9/2021 | 270 | 3,615.00 | |
| 1881907 | 2203353 | 8/9/2021 | 270 | 3,587.50 | |
| 1881864 | 2203275 | 8/9/2021 | 270 | 2,954.00 | |
| 1881872 | 2203284 | 8/9/2021 | 270 | 2,941.32 | |
| 1881854 | 2203265 | 8/9/2021 | 270 | 2,920.00 | |
| 1881867 | 2203278 | 8/9/2021 | 270 | 2,553.77 | |
| 1881879 | 2203297 | 8/9/2021 | 270 | 2,484.25 | |
| 1881941 | 2203394 | 8/9/2021 | 270 | 2,436.67 | |
| 1881832 | 222700815 | 8/9/2021 | 270 | 2,199.43 | |
| 1881937 | 2203389 | 8/9/2021 | 270 | 2,144.07 | |
| 1881899 | 2203343 | 8/9/2021 | 270 | 2,137.00 | |
| 1881898 | 2203342 | 8/9/2021 | 270 | 2,012.00 | |
| 1881900 | 2203344 | 8/9/2021 | 270 | 1,970.00 | |
| 1881910 | 2203356 | 8/9/2021 | 270 | 1,460.00 | |
| 1881880 | 2203299 | 8/9/2021 | 270 | 1,377.50 | |
| 1881876 | 2203291 | 8/9/2021 | 270 | 1,350.00 | |
| 1881858 | 2203269 | 8/9/2021 | 270 | 1,236.52 | |
| 1881911 | 2203357 | 8/9/2021 | 270 | 1,145.00 | |
| 1881902 | 2203346 | 8/9/2021 | 270 | 930.00 | |
| 1881894 | 2203328 | 8/9/2021 | 270 | 833.75 | |
| 1881908 | 2203354 | 8/9/2021 | 270 | 776.21 | |
| 1881953 | Warrant Adjustment | 8/9/2021 | 270 | 664.20 | |
| 1881853 | 2203264 | 8/9/2021 | 270 | 638.42 | |
| 1881901 | 2203345 | 8/9/2021 | 270 | 412.50 | |
| 1881866 | 2203277 | 8/9/2021 | 270 | 385.37 | |
| 1881905 | 2203349 | 8/9/2021 | 270 | 306.40 | |
| 1881877 | 2203292 | 8/9/2021 | 270 | 280.00 | |

Run Date: 12/30/2021
 Run Time: 2:44:16PM

Demand Account Activity

Start Date: 7/1/2021 End Date: 12/31/2021

Page: 36
 User: 0

| Jnl. Entry | Ref # | Trx. Date | Ledger | Debit Amount | Credit Amount |
|------------|---------------------|-----------|--------|---------------|---------------|
| 1881896 | 2203331 | 8/9/2021 | 270 | 200.00 | |
| 1881852 | 2203263 | 8/9/2021 | 270 | 100.00 | |
| 1881865 | 2203276 | 8/9/2021 | 270 | 4.01 | |
| 1881846 | 8009640 EFT REV C | 8/9/2021 | 270 | | 16,534.90 |
| 1881822 | 222700805 | 8/9/2021 | 270 | | 14,996,509.46 |
| 1881823 | 222700806 | 8/9/2021 | 270 | | 1,354,870.52 |
| 1881824 | 222700807 | 8/9/2021 | 270 | | 11,783,637.62 |
| 1881827 | 222700810 | 8/9/2021 | 270 | | 1,200.00 |
| 1881828 | 222700811 | 8/9/2021 | 270 | | 879.00 |
| 1881833 | 222700816 | 8/9/2021 | 270 | | 11,654,111.87 |
| 1881955 | Back Out Journal Er | 8/9/2021 | 270 | | 8,000,000.00 |
| 1882263 | 222700806 | 8/10/2021 | 270 | 88,005,388.88 | |
| 1882261 | 222700804 | 8/10/2021 | 270 | 28,624,827.00 | |
| 1882281 | 222700801EFT AIRS | 8/10/2021 | 270 | 10,257,832.69 | |
| 1882375 | 222700821 | 8/10/2021 | 270 | 7,012,091.94 | |
| 1882342 | 2203488 | 8/10/2021 | 270 | 5,182,253.31 | |
| 1882266 | 222700809 | 8/10/2021 | 270 | 5,000,000.00 | |
| 1882314 | 2203440 | 8/10/2021 | 270 | 1,217,789.84 | |
| 1882361 | 2203513 | 8/10/2021 | 270 | 1,052,349.50 | |
| 1882310 | 2203436 | 8/10/2021 | 270 | 1,001,804.18 | |
| 1882311 | 2203437 | 8/10/2021 | 270 | 907,076.01 | |
| 1882298 | 2203420 | 8/10/2021 | 270 | 739,629.52 | |
| 1882306 | 2203432 | 8/10/2021 | 270 | 558,654.42 | |
| 1882341 | 2203481 | 8/10/2021 | 270 | 457,552.49 | |
| 1882295 | 2203416 | 8/10/2021 | 270 | 283,232.08 | |
| 1882288 | 2203409 | 8/10/2021 | 270 | 220,514.16 | |
| 1882313 | 2203439 | 8/10/2021 | 270 | 183,000.00 | |
| 1882305 | 2203431 | 8/10/2021 | 270 | 163,311.29 | |
| 1882299 | 2203423 | 8/10/2021 | 270 | 144,435.56 | |
| 1882312 | 2203438 | 8/10/2021 | 270 | 119,894.22 | |
| 1882324 | 2203455 | 8/10/2021 | 270 | 92,861.95 | |
| 1882327 | 2203458 | 8/10/2021 | 270 | 51,884.65 | |
| 1882296 | 2203417 | 8/10/2021 | 270 | 45,727.84 | |
| 1882329 | 2203463 | 8/10/2021 | 270 | 45,140.00 | |
| 1882282 | 222700802CC AIRS | 8/10/2021 | 270 | 39,074.99 | |
| 1882325 | 2203456 | 8/10/2021 | 270 | 34,114.87 | |
| 1882322 | 2203453 | 8/10/2021 | 270 | 31,061.50 | |
| 1882309 | 2203435 | 8/10/2021 | 270 | 19,791.48 | |
| 1882326 | 2203457 | 8/10/2021 | 270 | 18,828.78 | |
| 1882262 | 222700805 | 8/10/2021 | 270 | 12,889.50 | |
| 1882294 | 2203415 | 8/10/2021 | 270 | 12,168.19 | |
| 1882303 | 2203429 | 8/10/2021 | 270 | 11,961.12 | |
| 1882351 | 2203498 | 8/10/2021 | 270 | 10,461.00 | |
| 1882340 | 2203480 | 8/10/2021 | 270 | 9,223.71 | |
| 1882304 | 2203430 | 8/10/2021 | 270 | 8,451.62 | |
| 1882352 | 2203499 | 8/10/2021 | 270 | 6,150.00 | |
| 1882286 | 2203407 | 8/10/2021 | 270 | 5,398.35 | |
| 1882308 | 2203434 | 8/10/2021 | 270 | 4,848.47 | |
| 1882362 | 2203514 | 8/10/2021 | 270 | 4,845.00 | |
| 1882320 | 2203451 | 8/10/2021 | 270 | 4,732.75 | |
| 1882283 | 222700803IFTA CC | 8/10/2021 | 270 | 3,402.50 | |
| 1882350 | 2203497 | 8/10/2021 | 270 | 2,935.00 | |
| 1882318 | 2203447 | 8/10/2021 | 270 | 2,890.00 | |
| 1882355 | 2203502 | 8/10/2021 | 270 | 2,579.37 | |
| 1882348 | 2203495 | 8/10/2021 | 270 | 2,065.00 | |
| 1882319 | 2203449 | 8/10/2021 | 270 | 1,752.50 | |

Run Date: 12/30/2021
 Run Time: 2:44:16PM

Demand Account Activity

Start Date: 7/1/2021 End Date: 12/31/2021

Page: 37
 User: 0

| Jnl. Entry | Ref # | Trx. Date | Ledger | Debit Amount | Credit Amount |
|------------|-------------------|-----------|--------|---------------|---------------|
| 1882302 | 2203428 | 8/10/2021 | 270 | 1,720.90 | |
| 1882353 | 2203500 | 8/10/2021 | 270 | 1,700.27 | |
| 1882307 | 2203433 | 8/10/2021 | 270 | 1,448.47 | |
| 1882354 | 2203501 | 8/10/2021 | 270 | 1,394.89 | |
| 1882317 | 2203445 | 8/10/2021 | 270 | 1,375.25 | |
| 1882315 | 2203441 | 8/10/2021 | 270 | 1,290.00 | |
| 1882301 | 2203427 | 8/10/2021 | 270 | 1,058.59 | |
| 1882323 | 2203454 | 8/10/2021 | 270 | 1,040.00 | |
| 1882300 | 2203426 | 8/10/2021 | 270 | 916.22 | |
| 1882293 | 2203414 | 8/10/2021 | 270 | 865.00 | |
| 1882290 | 2203411 | 8/10/2021 | 270 | 800.00 | |
| 1882291 | 2203412 | 8/10/2021 | 270 | 690.00 | |
| 1882292 | 2203413 | 8/10/2021 | 270 | 550.00 | |
| 1882345 | 2203492 | 8/10/2021 | 270 | 300.00 | |
| 1882321 | 2203452 | 8/10/2021 | 270 | 282.72 | |
| 1882349 | 2203496 | 8/10/2021 | 270 | 168.75 | |
| 1882267 | 222700810 | 8/10/2021 | 270 | 161.00 | |
| 1882297 | 2203419 | 8/10/2021 | 270 | 160.34 | |
| 1882316 | 2203442 | 8/10/2021 | 270 | 160.00 | |
| 1882289 | 2203410 | 8/10/2021 | 270 | 150.00 | |
| 1882268 | 222700811 | 8/10/2021 | 270 | 50.00 | |
| 1882272 | 8009641 EFT REV C | 8/10/2021 | 270 | | 1,480.92 |
| 1882269 | 222700812 | 8/10/2021 | 270 | | 14,245,667.49 |
| 1882270 | 222700813 | 8/10/2021 | 270 | | 79,489,697.29 |
| 1882285 | 222700820 | 8/10/2021 | 270 | | 58,000,000.00 |
| 1882376 | 222700823 | 8/10/2021 | 270 | | 50.00 |
| 1882974 | 222700825 | 8/11/2021 | 270 | 49,000,000.00 | |
| 1882966 | 222700801EFT AIRS | 8/11/2021 | 270 | 18,777,328.94 | |
| 1883019 | 2203601 | 8/11/2021 | 270 | 13,140,898.86 | |
| 1882980 | 2203554 | 8/11/2021 | 270 | 12,957,969.81 | |
| 1882954 | 222700814 | 8/11/2021 | 270 | 5,000,000.00 | |
| 1883064 | 2203674 | 8/11/2021 | 270 | 2,500,000.00 | |
| 1883059 | 2203660 | 8/11/2021 | 270 | 2,306,500.00 | |
| 1882982 | 2203556 | 8/11/2021 | 270 | 1,844,079.39 | |
| 1883012 | 2203594 | 8/11/2021 | 270 | 1,782,122.64 | |
| 1882975 | 2227000826 | 8/11/2021 | 270 | 1,254,020.56 | |
| 1883081 | 2203692 | 8/11/2021 | 270 | 1,165,000.00 | |
| 1883009 | 2203589 | 8/11/2021 | 270 | 928,481.32 | |
| 1882981 | 2203555 | 8/11/2021 | 270 | 870,895.99 | |
| 1882984 | 2203558 | 8/11/2021 | 270 | 867,184.42 | |
| 1883013 | 2203595 | 8/11/2021 | 270 | 632,824.41 | |
| 1883080 | 2203691 | 8/11/2021 | 270 | 620,680.70 | |
| 1883060 | 2203670 | 8/11/2021 | 270 | 459,482.62 | |
| 1882977 | 2203550 | 8/11/2021 | 270 | 267,027.58 | |
| 1883008 | 2203588 | 8/11/2021 | 270 | 237,886.86 | |
| 1883025 | 2203618 | 8/11/2021 | 270 | 185,596.52 | |
| 1883036 | 2203635 | 8/11/2021 | 270 | 156,935.54 | |
| 1883043 | 2203642 | 8/11/2021 | 270 | 150,000.00 | |
| 1883034 | 2203633 | 8/11/2021 | 270 | 148,061.33 | |
| 1883062 | 2203672 | 8/11/2021 | 270 | 145,095.74 | |
| 1883044 | 2203643 | 8/11/2021 | 270 | 125,000.00 | |
| 1883037 | 2203636 | 8/11/2021 | 270 | 108,682.29 | |
| 1883014 | 2203596 | 8/11/2021 | 270 | 90,577.74 | |
| 1883020 | 2203602 | 8/11/2021 | 270 | 85,841.76 | |
| 1883094 | 222700804IRPCC A | 8/11/2021 | 270 | 73,414.77 | |
| 1883015 | 2203597 | 8/11/2021 | 270 | 72,979.41 | |

Run Date: 12/30/2021
Run Time: 2:44:16PM

Demand Account Activity

Start Date: 7/1/2021 End Date: 12/31/2021

Page: 38
User: 0

| Jnl. Entry | Ref # | Trx. Date | Ledger | Debit Amount | Credit Amount |
|------------|----------------------|-----------|--------|--------------|---------------|
| 1883052 | 2203653 | 8/11/2021 | 270 | 71,390.62 | |
| 1882945 | 222700806 | 8/11/2021 | 270 | 69,852.19 | |
| 1883065 | 2203675 | 8/11/2021 | 270 | 58,825.67 | |
| 1883016 | 2203598 | 8/11/2021 | 270 | 58,670.12 | |
| 1883050 | 2203651 | 8/11/2021 | 270 | 55,184.93 | |
| 1882989 | 2203564 | 8/11/2021 | 270 | 53,357.67 | |
| 1882985 | 2203559 | 8/11/2021 | 270 | 47,285.82 | |
| 1883007 | 2203587 | 8/11/2021 | 270 | 38,486.00 | |
| 1883053 | 2203654 | 8/11/2021 | 270 | 37,020.20 | |
| 1882967 | 222700802CC AIRS | 8/11/2021 | 270 | 36,260.32 | |
| 1883006 | 2203586 | 8/11/2021 | 270 | 34,218.97 | |
| 1883005 | 2203585 | 8/11/2021 | 270 | 31,763.40 | |
| 1883058 | 2203659 | 8/11/2021 | 270 | 24,733.97 | |
| 1883018 | 2203600 | 8/11/2021 | 270 | 22,920.77 | |
| 1883042 | 2203641 | 8/11/2021 | 270 | 22,087.00 | |
| 1883004 | 2203584 | 8/11/2021 | 270 | 21,909.53 | |
| 1883063 | 2203673 | 8/11/2021 | 270 | 17,409.50 | |
| 1883051 | 2203652 | 8/11/2021 | 270 | 17,357.46 | |
| 1882988 | 2203562 | 8/11/2021 | 270 | 16,869.73 | |
| 1883057 | 2203658 | 8/11/2021 | 270 | 16,508.65 | |
| 1883003 | 2203583 | 8/11/2021 | 270 | 14,750.97 | |
| 1883002 | 2203582 | 8/11/2021 | 270 | 12,787.10 | |
| 1882950 | 222700810 | 8/11/2021 | 270 | 11,120.00 | |
| 1883054 | 2203655 | 8/11/2021 | 270 | 10,178.31 | |
| 1882976 | 2203549 | 8/11/2021 | 270 | 9,060.50 | |
| 1883021 | 2203603 | 8/11/2021 | 270 | 8,436.16 | |
| 1883056 | 2203657 | 8/11/2021 | 270 | 7,733.46 | |
| 1883045 | 2203644 | 8/11/2021 | 270 | 7,584.58 | |
| 1883035 | 2203634 | 8/11/2021 | 270 | 7,318.50 | |
| 1882978 | 2203552 | 8/11/2021 | 270 | 6,779.52 | |
| 1883038 | 2203637 | 8/11/2021 | 270 | 6,347.19 | |
| 1883017 | 2203599 | 8/11/2021 | 270 | 6,097.30 | |
| 1882979 | 2203553 | 8/11/2021 | 270 | 5,241.91 | |
| 1883091 | Back Out Journal Er | 8/11/2021 | 270 | 4,784.45 | |
| 1883092 | Correct Journal Entr | 8/11/2021 | 270 | 4,784.45 | |
| 1883041 | 2203640 | 8/11/2021 | 270 | 4,421.40 | |
| 1882987 | 2203561 | 8/11/2021 | 270 | 3,607.52 | |
| 1882993 | 2203572 | 8/11/2021 | 270 | 3,365.00 | |
| 1883049 | 2203650 | 8/11/2021 | 270 | 2,978.39 | |
| 1883001 | 2203581 | 8/11/2021 | 270 | 2,900.00 | |
| 1882983 | 2203557 | 8/11/2021 | 270 | 2,768.22 | |
| 1883000 | 2203580 | 8/11/2021 | 270 | 2,680.00 | |
| 1883061 | 2203671 | 8/11/2021 | 270 | 2,655.00 | |
| 1883095 | 222700805ABCLIC | 8/11/2021 | 270 | 2,150.00 | |
| 1883039 | 2203638 | 8/11/2021 | 270 | 1,890.00 | |
| 1882992 | 2203570 | 8/11/2021 | 270 | 1,538.50 | |
| 1882990 | 2203566 | 8/11/2021 | 270 | 1,330.00 | |
| 1882968 | 222700803IFTA CC | 8/11/2021 | 270 | 1,265.10 | |
| 1883055 | 2203656 | 8/11/2021 | 270 | 1,202.00 | |
| 1882986 | 2203560 | 8/11/2021 | 270 | 744.47 | |
| 1882999 | 2203579 | 8/11/2021 | 270 | 626.73 | |
| 1883048 | 2203649 | 8/11/2021 | 270 | 573.55 | |
| 1882994 | 2203574 | 8/11/2021 | 270 | 426.99 | |
| 1883011 | 2203593 | 8/11/2021 | 270 | 397.90 | |
| 1882995 | 2203575 | 8/11/2021 | 270 | 236.10 | |
| 1882991 | 2203567 | 8/11/2021 | 270 | 220.00 | |

Run Date: 12/30/2021
 Run Time: 2:44:16PM

Demand Account Activity

Start Date: 7/1/2021 End Date: 12/31/2021

Page: 39
 User: 0

| Jnl. Entry | Ref # | Trx. Date | Ledger | Debit Amount | Credit Amount |
|------------|-------------------|-----------|--------|---------------|---------------|
| 1883023 | 2203605 | 8/11/2021 | 270 | 200.00 | |
| 1882998 | 2203578 | 8/11/2021 | 270 | 198.85 | |
| 1883024 | 2203616 | 8/11/2021 | 270 | 198.25 | |
| 1883010 | 2203592 | 8/11/2021 | 270 | 94.32 | |
| 1883022 | 2203604 | 8/11/2021 | 270 | 78.35 | |
| 1883040 | 2203639 | 8/11/2021 | 270 | 56.25 | |
| 1883066 | 2203677 | 8/11/2021 | 270 | 51.38 | |
| 1882997 | 2203577 | 8/11/2021 | 270 | 23.28 | |
| 1882996 | 2203576 | 8/11/2021 | 270 | 22.54 | |
| 1882970 | 8009645 | 8/11/2021 | 270 | | 6,513.01 |
| 1882971 | 8009642 | 8/11/2021 | 270 | | 12.00 |
| 1882949 | 222700809 | 8/11/2021 | 270 | | 85,998,928.34 |
| 1882951 | 222700811 | 8/11/2021 | 270 | | 1,544,859.23 |
| 1882953 | 222700813 | 8/11/2021 | 270 | | 4,784.45 |
| 1882955 | 222700815 | 8/11/2021 | 270 | | 10,424,942.53 |
| 1882956 | 222700816 | 8/11/2021 | 270 | | 12,957,969.81 |
| 1882957 | 222700817 | 8/11/2021 | 270 | | 6,549,649.82 |
| 1882973 | 222700820 | 8/11/2021 | 270 | | 1,800.00 |
| 1883093 | 222700830 | 8/11/2021 | 270 | | 348.15 |
| 1884373 | 2203764 | 8/12/2021 | 270 | 86,128,844.64 | |
| 1884323 | 222700801EFT AIRS | 8/12/2021 | 270 | 15,406,405.04 | |
| 1884308 | 222700812 | 8/12/2021 | 270 | 6,000,000.00 | |
| 1884438 | 222700831 | 8/12/2021 | 270 | 3,755,207.30 | |
| 1884368 | 2203759 | 8/12/2021 | 270 | 1,061,817.94 | |
| 1884391 | 2203793 | 8/12/2021 | 270 | 542,260.49 | |
| 1884338 | 2203722 | 8/12/2021 | 270 | 213,556.22 | |
| 1884350 | 2203734 | 8/12/2021 | 270 | 178,714.01 | |
| 1884353 | 2203737 | 8/12/2021 | 270 | 177,030.70 | |
| 1884370 | 2203761 | 8/12/2021 | 270 | 173,407.89 | |
| 1884366 | 2203755 | 8/12/2021 | 270 | 150,801.15 | |
| 1884369 | 2203760 | 8/12/2021 | 270 | 142,322.98 | |
| 1884358 | 2203742 | 8/12/2021 | 270 | 138,282.98 | |
| 1884324 | 222700802CC AIRS | 8/12/2021 | 270 | 101,621.98 | |
| 1884396 | 2203798 | 8/12/2021 | 270 | 69,811.61 | |
| 1884371 | 2203762 | 8/12/2021 | 270 | 63,039.26 | |
| 1884433 | 2203843 | 8/12/2021 | 270 | 58,700.16 | |
| 1884405 | 2203807 | 8/12/2021 | 270 | 48,468.56 | |
| 1884352 | 2203736 | 8/12/2021 | 270 | 36,207.20 | |
| 1884367 | 2203758 | 8/12/2021 | 270 | 33,650.78 | |
| 1884356 | 2203740 | 8/12/2021 | 270 | 32,993.17 | |
| 1884348 | 2203732 | 8/12/2021 | 270 | 28,144.00 | |
| 1884410 | 2203813 | 8/12/2021 | 270 | 24,288.66 | |
| 1884392 | 2203794 | 8/12/2021 | 270 | 21,367.00 | |
| 1884305 | 222700809 | 8/12/2021 | 270 | 16,295.00 | |
| 1884364 | 2203753 | 8/12/2021 | 270 | 12,108.41 | |
| 1884349 | 2203733 | 8/12/2021 | 270 | 11,463.06 | |
| 1884404 | 2203806 | 8/12/2021 | 270 | 10,594.01 | |
| 1884365 | 2203754 | 8/12/2021 | 270 | 10,294.86 | |
| 1884347 | 2203731 | 8/12/2021 | 270 | 9,424.00 | |
| 1884327 | 222700805ABC LIC | 8/12/2021 | 270 | 9,212.50 | |
| 1884363 | 2203751 | 8/12/2021 | 270 | 7,425.00 | |
| 1884372 | 2203763 | 8/12/2021 | 270 | 7,244.21 | |
| 1884303 | 222700807 | 8/12/2021 | 270 | 6,319.19 | |
| 1884362 | 2203749 | 8/12/2021 | 270 | 6,293.75 | |
| 1884326 | 222700804IRPCC A | 8/12/2021 | 270 | 6,175.43 | |
| 1884355 | 2203739 | 8/12/2021 | 270 | 5,987.30 | |

Run Date: 12/30/2021
 Run Time: 2:44:16PM

Demand Account Activity

Page: 40
 User: 0

Start Date: 7/1/2021 End Date: 12/31/2021

| Jnl. Entry | Ref # | Trx. Date | Ledger | Debit Amount | Credit Amount |
|------------|-------------------|-----------|--------|----------------|---------------|
| 1884351 | 2203735 | 8/12/2021 | 270 | 4,048.41 | |
| 1884403 | 2203805 | 8/12/2021 | 270 | 3,842.22 | |
| 1884419 | 2203823 | 8/12/2021 | 270 | 3,127.00 | |
| 1884431 | 2203841 | 8/12/2021 | 270 | 2,472.60 | |
| 1884339 | 2203723 | 8/12/2021 | 270 | 2,243.61 | |
| 1884325 | 222700803IFTA CC | 8/12/2021 | 270 | 2,040.12 | |
| 1884354 | 2203738 | 8/12/2021 | 270 | 1,905.01 | |
| 1884359 | 2203743 | 8/12/2021 | 270 | 1,780.00 | |
| 1884417 | 2203821 | 8/12/2021 | 270 | 1,670.00 | |
| 1884402 | 2203804 | 8/12/2021 | 270 | 1,628.00 | |
| 1884390 | 2203792 | 8/12/2021 | 270 | 1,460.00 | |
| 1884401 | 2203803 | 8/12/2021 | 270 | 1,332.00 | |
| 1884409 | 2203812 | 8/12/2021 | 270 | 1,250.00 | |
| 1884357 | 2203741 | 8/12/2021 | 270 | 1,187.57 | |
| 1884342 | 2203726 | 8/12/2021 | 270 | 1,105.00 | |
| 1884340 | 2203724 | 8/12/2021 | 270 | 1,030.00 | |
| 1884400 | 2203802 | 8/12/2021 | 270 | 990.00 | |
| 1884399 | 2203801 | 8/12/2021 | 270 | 846.00 | |
| 1884361 | 2203747 | 8/12/2021 | 270 | 790.75 | |
| 1884343 | 2203727 | 8/12/2021 | 270 | 750.00 | |
| 1884341 | 2203725 | 8/12/2021 | 270 | 725.00 | |
| 1884423 | 2203833 | 8/12/2021 | 270 | 600.00 | |
| 1884344 | 2203728 | 8/12/2021 | 270 | 401.50 | |
| 1884418 | 2203822 | 8/12/2021 | 270 | 245.00 | |
| 1884398 | 2203800 | 8/12/2021 | 270 | 170.00 | |
| 1884345 | 2203729 | 8/12/2021 | 270 | 100.50 | |
| 1884397 | 2203799 | 8/12/2021 | 270 | 85.00 | |
| 1884360 | 2203744 | 8/12/2021 | 270 | 60.00 | |
| 1884393 | 2203795 | 8/12/2021 | 270 | 50.00 | |
| 1884394 | 2203796 | 8/12/2021 | 270 | 50.00 | |
| 1884395 | 2203797 | 8/12/2021 | 270 | 50.00 | |
| 1884346 | 2203730 | 8/12/2021 | 270 | 38.25 | |
| 1884332 | 8009650 EFT SST F | 8/12/2021 | 270 | | 50.57 |
| 1884333 | 8009646 ETICKET F | 8/12/2021 | 270 | | 150.00 |
| 1884334 | 8009649 EFT REV | 8/12/2021 | 270 | | 977.74 |
| 1884304 | 222700808 | 8/12/2021 | 270 | | 3,170,002.79 |
| 1884306 | 222700810 | 8/12/2021 | 270 | | 59,306,037.95 |
| 1884307 | 222700811 | 8/12/2021 | 270 | | 50.00 |
| 1884311 | 222700815 | 8/12/2021 | 270 | | 1,227,890.84 |
| 1884313 | 222700817 | 8/12/2021 | 270 | | 1,671.00 |
| 1884329 | 222700820 | 8/12/2021 | 270 | | 45,191,714.33 |
| 1884336 | 222700830 | 8/12/2021 | 270 | | 5,000,000.00 |
| 1884776 | 222700817 | 8/13/2021 | 270 | 133,345,870.93 | |
| 1884761 | 222700801EFT AIR: | 8/13/2021 | 270 | 30,955,360.50 | |
| 1884797 | 2203860 | 8/13/2021 | 270 | 5,192,320.13 | |
| 1884769 | 222700808 | 8/13/2021 | 270 | 4,000,000.00 | |
| 1884875 | 222700820 | 8/13/2021 | 270 | 4,000,000.00 | |
| 1884872 | 2203982 | 8/13/2021 | 270 | 1,979,633.75 | |
| 1884752 | CD ACH Bank Trans | 8/13/2021 | 270 | 1,650,000.00 | |
| 1884801 | 2203864 | 8/13/2021 | 270 | 1,500,000.00 | |
| 1884814 | 2203879 | 8/13/2021 | 270 | 934,287.31 | |
| 1884828 | 2203899 | 8/13/2021 | 270 | 737,708.51 | |
| 1884873 | 2203983 | 8/13/2021 | 270 | 525,000.00 | |
| 1884832 | 2203925 | 8/13/2021 | 270 | 314,143.12 | |
| 1884866 | 2203975 | 8/13/2021 | 270 | 286,985.03 | |
| 1884839 | 2203932 | 8/13/2021 | 270 | 286,757.03 | |

Run Date: 12/30/2021
Run Time: 2:44:16PM

Demand Account Activity

Start Date: 7/1/2021 End Date: 12/31/2021

Page: 41
User: 0

| Jnl. Entry | Ref # | Trx. Date | Ledger | Debit Amount | Credit Amount |
|------------|------------------|-----------|--------|--------------|---------------|
| 1884860 | 2203963 | 8/13/2021 | 270 | 247,769.37 | |
| 1884831 | 2203924 | 8/13/2021 | 270 | 244,583.01 | |
| 1884859 | 2203962 | 8/13/2021 | 270 | 215,226.25 | |
| 1884809 | 2203874 | 8/13/2021 | 270 | 201,746.19 | |
| 1884871 | 2203981 | 8/13/2021 | 270 | 199,432.00 | |
| 1884798 | 2203861 | 8/13/2021 | 270 | 192,479.24 | |
| 1884820 | 2203886 | 8/13/2021 | 270 | 190,551.88 | |
| 1884842 | 2203938 | 8/13/2021 | 270 | 127,205.00 | |
| 1884817 | 2203882 | 8/13/2021 | 270 | 124,405.57 | |
| 1884812 | 2203877 | 8/13/2021 | 270 | 115,918.75 | |
| 1884806 | 2203869 | 8/13/2021 | 270 | 94,043.78 | |
| 1884790 | 2203853 | 8/13/2021 | 270 | 85,836.22 | |
| 1884853 | 2203950 | 8/13/2021 | 270 | 63,132.41 | |
| 1884861 | 2203964 | 8/13/2021 | 270 | 60,852.05 | |
| 1884863 | 2203972 | 8/13/2021 | 270 | 51,400.00 | |
| 1884862 | 2203971 | 8/13/2021 | 270 | 50,000.00 | |
| 1884816 | 2203881 | 8/13/2021 | 270 | 39,491.12 | |
| 1884854 | 2203957 | 8/13/2021 | 270 | 33,104.50 | |
| 1884768 | 222700807 | 8/13/2021 | 270 | 30,356.23 | |
| 1884763 | 222700804IRPCC A | 8/13/2021 | 270 | 27,615.09 | |
| 1884807 | 2203872 | 8/13/2021 | 270 | 23,737.13 | |
| 1884864 | 2203973 | 8/13/2021 | 270 | 22,957.53 | |
| 1884868 | 2203978 | 8/13/2021 | 270 | 17,999.00 | |
| 1884811 | 2203876 | 8/13/2021 | 270 | 16,679.33 | |
| 1884805 | 2203868 | 8/13/2021 | 270 | 16,499.76 | |
| 1884821 | 2203887 | 8/13/2021 | 270 | 15,986.13 | |
| 1884771 | 222700810 | 8/13/2021 | 270 | 15,801.00 | |
| 1884808 | 2203873 | 8/13/2021 | 270 | 9,262.50 | |
| 1884855 | 2203958 | 8/13/2021 | 270 | 8,861.00 | |
| 1884818 | 2203883 | 8/13/2021 | 270 | 7,489.18 | |
| 1884803 | 2203866 | 8/13/2021 | 270 | 6,779.68 | |
| 1884857 | 2203960 | 8/13/2021 | 270 | 5,880.95 | |
| 1884786 | 2203849 | 8/13/2021 | 270 | 5,240.00 | |
| 1884787 | 2203850 | 8/13/2021 | 270 | 5,100.00 | |
| 1884838 | 2203931 | 8/13/2021 | 270 | 5,025.00 | |
| 1884840 | 2203936 | 8/13/2021 | 270 | 4,718.17 | |
| 1884829 | 2203922 | 8/13/2021 | 270 | 4,684.53 | |
| 1884830 | 2203923 | 8/13/2021 | 270 | 4,655.12 | |
| 1884815 | 2203880 | 8/13/2021 | 270 | 4,349.73 | |
| 1884825 | 2203894 | 8/13/2021 | 270 | 3,660.00 | |
| 1884819 | 2203884 | 8/13/2021 | 270 | 3,378.99 | |
| 1884843 | 2203940 | 8/13/2021 | 270 | 3,142.25 | |
| 1884867 | 2203977 | 8/13/2021 | 270 | 2,650.00 | |
| 1884852 | 2203949 | 8/13/2021 | 270 | 2,468.22 | |
| 1884824 | 2203892 | 8/13/2021 | 270 | 2,346.00 | |
| 1884799 | 2203862 | 8/13/2021 | 270 | 2,280.00 | |
| 1884822 | 2203888 | 8/13/2021 | 270 | 2,210.00 | |
| 1884845 | 2203942 | 8/13/2021 | 270 | 2,082.50 | |
| 1884792 | 2203855 | 8/13/2021 | 270 | 1,880.00 | |
| 1884804 | 2203867 | 8/13/2021 | 270 | 1,833.33 | |
| 1884826 | 2203896 | 8/13/2021 | 270 | 1,384.50 | |
| 1884844 | 2203941 | 8/13/2021 | 270 | 1,265.00 | |
| 1884789 | 2203852 | 8/13/2021 | 270 | 805.00 | |
| 1884794 | 2203857 | 8/13/2021 | 270 | 800.00 | |
| 1884858 | 2203961 | 8/13/2021 | 270 | 685.00 | |
| 1884810 | 2203875 | 8/13/2021 | 270 | 675.24 | |

Run Date: 12/30/2021
 Run Time: 2:44:16PM

Demand Account Activity

Start Date: 7/1/2021 End Date: 12/31/2021

Page: 42
 User: 0

| Jnl. Entry | Ref # | Trx. Date | Ledger | Debit Amount | Credit Amount |
|------------|-------------------|-----------|--------|---------------|----------------|
| 1884827 | 2203898 | 8/13/2021 | 270 | 599.51 | |
| 1884762 | 222700803IFTA CC | 8/13/2021 | 270 | 535.42 | |
| 1884856 | 2203959 | 8/13/2021 | 270 | 523.25 | |
| 1884793 | 2203856 | 8/13/2021 | 270 | 480.00 | |
| 1884788 | 2203851 | 8/13/2021 | 270 | 470.00 | |
| 1884865 | 2203974 | 8/13/2021 | 270 | 466.95 | |
| 1884791 | 2203854 | 8/13/2021 | 270 | 200.00 | |
| 1884841 | 2203937 | 8/13/2021 | 270 | 200.00 | |
| 1884796 | 2203859 | 8/13/2021 | 270 | 175.00 | |
| 1884795 | 2203858 | 8/13/2021 | 270 | 130.00 | |
| 1884802 | 2203865 | 8/13/2021 | 270 | 100.00 | |
| 1884823 | 2203889 | 8/13/2021 | 270 | 80.00 | |
| 1884833 | 2203926 | 8/13/2021 | 270 | 68.56 | |
| 1884837 | 2203930 | 8/13/2021 | 270 | 50.00 | |
| 1884836 | 2203929 | 8/13/2021 | 270 | 40.00 | |
| 1884813 | 2203878 | 8/13/2021 | 270 | 32.42 | |
| 1884800 | 2203863 | 8/13/2021 | 270 | 9.20 | |
| 1884778 | 8009654 EFT SST F | 8/13/2021 | 270 | | 9,614.63 |
| 1884780 | 8009653 EFT REV € | 8/13/2021 | 270 | | 19,306.64 |
| 1884770 | 222700809 | 8/13/2021 | 270 | | 179,394,380.64 |
| 1884772 | 222700811 | 8/13/2021 | 270 | | 5,752,391.12 |
| 1884773 | 222700812 | 8/13/2021 | 270 | | 220.00 |
| 1884774 | 222700815 | 8/13/2021 | 270 | | 3,658,702.71 |
| 1885146 | 2700807 AIRS TAX | 8/16/2021 | 270 | 60,692,739.48 | |
| 1885238 | 2204076 | 8/16/2021 | 270 | 6,116,470.95 | |
| 1885169 | 2203984 | 8/16/2021 | 270 | 5,181,488.01 | |
| 1885154 | 3000802 | 8/16/2021 | 270 | 4,000,000.00 | |
| 1885250 | 2204091 | 8/16/2021 | 270 | 2,085,899.40 | |
| 1885202 | 2204029 | 8/16/2021 | 270 | 1,574,344.15 | |
| 1885173 | 2203985 | 8/16/2021 | 270 | 1,520,978.99 | |
| 1885195 | 2204020 | 8/16/2021 | 270 | 1,261,146.34 | |
| 1885274 | 2780801 | 8/16/2021 | 270 | 1,000,000.00 | |
| 1885219 | 2204047 | 8/16/2021 | 270 | 762,782.00 | |
| 1885236 | 2204074 | 8/16/2021 | 270 | 674,263.06 | |
| 1885272 | 2204114 | 8/16/2021 | 270 | 374,431.04 | |
| 1885180 | 2203992 | 8/16/2021 | 270 | 282,387.69 | |
| 1885216 | 2204044 | 8/16/2021 | 270 | 179,899.47 | |
| 1885239 | 2204077 | 8/16/2021 | 270 | 163,284.00 | |
| 1885225 | 2204053 | 8/16/2021 | 270 | 154,098.09 | |
| 1885273 | 2204115 | 8/16/2021 | 270 | 140,031.25 | |
| 1885177 | 2203989 | 8/16/2021 | 270 | 138,110.62 | |
| 1885208 | 2204036 | 8/16/2021 | 270 | 122,398.53 | |
| 1885223 | 2204051 | 8/16/2021 | 270 | 101,814.62 | |
| 1885252 | 2204093 | 8/16/2021 | 270 | 86,335.93 | |
| 1885270 | 2204112 | 8/16/2021 | 270 | 82,523.45 | |
| 1885175 | 2203987 | 8/16/2021 | 270 | 80,250.00 | |
| 1885224 | 2204052 | 8/16/2021 | 270 | 57,006.36 | |
| 1885243 | 2204081 | 8/16/2021 | 270 | 41,769.00 | |
| 1885163 | 3980802 | 8/16/2021 | 270 | 40,583.70 | |
| 1885210 | 2204038 | 8/16/2021 | 270 | 37,737.55 | |
| 1885191 | 2204014 | 8/16/2021 | 270 | 36,192.39 | |
| 1885256 | 2204098 | 8/16/2021 | 270 | 32,302.58 | |
| 1885206 | 2204034 | 8/16/2021 | 270 | 29,508.87 | |
| 1885265 | 2204107 | 8/16/2021 | 270 | 25,943.90 | |
| 1885251 | 2204092 | 8/16/2021 | 270 | 14,791.33 | |
| 1885271 | 2204113 | 8/16/2021 | 270 | 11,388.29 | |

Run Date: 12/30/2021
Run Time: 2:44:16PM

Demand Account Activity

Start Date: 7/1/2021 End Date: 12/31/2021

Page: 43
User: 0

| Jnl. Entry | Ref # | Trx. Date | Ledger | Debit Amount | Credit Amount |
|------------|------------------|-----------|--------|--------------|---------------|
| 1885194 | 2204019 | 8/16/2021 | 270 | 10,429.97 | |
| 1885153 | 2740801 | 8/16/2021 | 270 | 10,124.00 | |
| 1885258 | 2204100 | 8/16/2021 | 270 | 9,973.25 | |
| 1885200 | 2204026 | 8/16/2021 | 270 | 9,824.50 | |
| 1885253 | 2204094 | 8/16/2021 | 270 | 9,482.00 | |
| 1885240 | 2204078 | 8/16/2021 | 270 | 8,574.00 | |
| 1885231 | 2204059 | 8/16/2021 | 270 | 7,790.48 | |
| 1885147 | 2700808 AIRS TAX | 8/16/2021 | 270 | 7,668.44 | |
| 1885176 | 2203988 | 8/16/2021 | 270 | 7,187.00 | |
| 1885149 | 2700810 AIRS DSM | 8/16/2021 | 270 | 7,057.87 | |
| 1885259 | 2204101 | 8/16/2021 | 270 | 7,010.38 | |
| 1885235 | 2204069 | 8/16/2021 | 270 | 6,639.74 | |
| 1885248 | 2204089 | 8/16/2021 | 270 | 6,528.59 | |
| 1885190 | 2204013 | 8/16/2021 | 270 | 6,325.54 | |
| 1885182 | 2203997 | 8/16/2021 | 270 | 5,780.50 | |
| 1885199 | 2204025 | 8/16/2021 | 270 | 5,569.32 | |
| 1885257 | 2204099 | 8/16/2021 | 270 | 5,500.00 | |
| 1885264 | 2204106 | 8/16/2021 | 270 | 5,220.00 | |
| 1885249 | 2204090 | 8/16/2021 | 270 | 5,194.84 | |
| 1885193 | 2204018 | 8/16/2021 | 270 | 5,169.59 | |
| 1885192 | 2204017 | 8/16/2021 | 270 | 5,013.21 | |
| 1885228 | 2204056 | 8/16/2021 | 270 | 4,839.54 | |
| 1885150 | 2700811 AIRS DSM | 8/16/2021 | 270 | 4,575.00 | |
| 1885196 | 2204021 | 8/16/2021 | 270 | 4,475.00 | |
| 1885198 | 2204023 | 8/16/2021 | 270 | 3,551.00 | |
| 1885226 | 2204054 | 8/16/2021 | 270 | 3,537.00 | |
| 1885237 | 2204075 | 8/16/2021 | 270 | 3,534.39 | |
| 1885266 | 2204108 | 8/16/2021 | 270 | 3,250.00 | |
| 1885260 | 2204102 | 8/16/2021 | 270 | 2,920.00 | |
| 1885242 | 2204080 | 8/16/2021 | 270 | 2,725.70 | |
| 1885267 | 2204109 | 8/16/2021 | 270 | 2,713.28 | |
| 1885197 | 2204022 | 8/16/2021 | 270 | 2,435.00 | |
| 1885244 | 2204085 | 8/16/2021 | 270 | 2,271.72 | |
| 1885214 | 2204042 | 8/16/2021 | 270 | 2,250.00 | |
| 1885230 | 2204058 | 8/16/2021 | 270 | 2,120.00 | |
| 1885148 | 2700809 AIRS DSM | 8/16/2021 | 270 | 2,096.30 | |
| 1885229 | 2204057 | 8/16/2021 | 270 | 2,000.00 | |
| 1885183 | 2204006 | 8/16/2021 | 270 | 1,926.00 | |
| 1885227 | 2204055 | 8/16/2021 | 270 | 1,810.00 | |
| 1885178 | 2203990 | 8/16/2021 | 270 | 1,710.00 | |
| 1885263 | 2204105 | 8/16/2021 | 270 | 1,669.88 | |
| 1885184 | 2204007 | 8/16/2021 | 270 | 1,648.00 | |
| 1885189 | 2204012 | 8/16/2021 | 270 | 1,576.17 | |
| 1885209 | 2204037 | 8/16/2021 | 270 | 1,575.00 | |
| 1885185 | 2204008 | 8/16/2021 | 270 | 1,219.00 | |
| 1885181 | 2203996 | 8/16/2021 | 270 | 1,140.00 | |
| 1885218 | 2204046 | 8/16/2021 | 270 | 1,045.00 | |
| 1885174 | 2203986 | 8/16/2021 | 270 | 1,000.00 | |
| 1885261 | 2204103 | 8/16/2021 | 270 | 900.00 | |
| 1885241 | 2204079 | 8/16/2021 | 270 | 885.00 | |
| 1885211 | 2204039 | 8/16/2021 | 270 | 625.73 | |
| 1885222 | 2204050 | 8/16/2021 | 270 | 543.60 | |
| 1885215 | 2204043 | 8/16/2021 | 270 | 490.00 | |
| 1885217 | 2204045 | 8/16/2021 | 270 | 424.66 | |
| 1885186 | 2204009 | 8/16/2021 | 270 | 321.50 | |
| 1885269 | 2204111 | 8/16/2021 | 270 | 305.64 | |

Run Date: 12/30/2021
 Run Time: 2:44:16PM

Demand Account Activity

Start Date: 7/1/2021 End Date: 12/31/2021

Page: 44
 User: 0

| Jnl. Entry | Ref # | Trx. Date | Ledger | Debit Amount | Credit Amount |
|------------|-------------------|-----------|--------|----------------|---------------|
| 1885212 | 2204040 | 8/16/2021 | 270 | 300.00 | |
| 1885254 | 2204095 | 8/16/2021 | 270 | 281.48 | |
| 1885245 | 2204086 | 8/16/2021 | 270 | 250.00 | |
| 1885232 | 2204066 | 8/16/2021 | 270 | 184.70 | |
| 1885188 | 2204011 | 8/16/2021 | 270 | 126.03 | |
| 1885201 | 2204028 | 8/16/2021 | 270 | 108.86 | |
| 1885213 | 2204041 | 8/16/2021 | 270 | 93.10 | |
| 1885151 | 2700801 | 8/16/2021 | 270 | 63.25 | |
| 1885179 | 2203991 | 8/16/2021 | 270 | 50.00 | |
| 1885187 | 2204010 | 8/16/2021 | 270 | 42.14 | |
| 1885255 | 2204097 | 8/16/2021 | 270 | 36.50 | |
| 1885246 | 2204087 | 8/16/2021 | 270 | 21.96 | |
| 1885268 | 2204110 | 8/16/2021 | 270 | 17.79 | |
| 1885207 | 2204035 | 8/16/2021 | 270 | 15.00 | |
| 1885262 | 2204104 | 8/16/2021 | 270 | 11.40 | |
| 1885247 | 2204088 | 8/16/2021 | 270 | 4.51 | |
| 1885134 | CD ACH Bank Trans | 8/16/2021 | 270 | | 3,400,000.00 |
| 1884877 | 222700830 | 8/16/2021 | 270 | | 5,192,320.13 |
| 1885172 | DFA EFT REV 8-16- | 8/16/2021 | 270 | | 8,440.91 |
| 1885152 | 2700802 | 8/16/2021 | 270 | | 5,299,817.52 |
| 1885155 | 2700803 | 8/16/2021 | 270 | | 13,890,899.79 |
| 1885157 | 2700804 | 8/16/2021 | 270 | | 400.00 |
| 1885158 | 2700805 | 8/16/2021 | 270 | | 57,685,378.60 |
| 1885167 | 2700806 | 8/16/2021 | 270 | | 1,584,873.20 |
| 1885601 | 2700807 AIRS TAX | 8/17/2021 | 270 | 144,540,814.88 | |
| 1885611 | 3000802 | 8/17/2021 | 270 | 5,000,000.00 | |
| 1885705 | 2780801 | 8/17/2021 | 270 | 5,000,000.00 | |
| 1885648 | 2204159 | 8/17/2021 | 270 | 945,264.23 | |
| 1885681 | 2204204 | 8/17/2021 | 270 | 785,438.65 | |
| 1885630 | 2204131 | 8/17/2021 | 270 | 683,205.72 | |
| 1885676 | 2204189 | 8/17/2021 | 270 | 667,541.00 | |
| 1885602 | 2700808 AIRS DSM | 8/17/2021 | 270 | 619,883.25 | |
| 1885641 | 2204147 | 8/17/2021 | 270 | 547,368.61 | |
| 1885697 | 2204230 | 8/17/2021 | 270 | 536,531.37 | |
| 1885687 | 2204220 | 8/17/2021 | 270 | 430,000.00 | |
| 1885704 | 2204259 | 8/17/2021 | 270 | 428,979.56 | |
| 1885649 | 2204160 | 8/17/2021 | 270 | 361,694.36 | |
| 1885643 | 2204149 | 8/17/2021 | 270 | 329,494.64 | |
| 1885685 | 2204218 | 8/17/2021 | 270 | 313,981.22 | |
| 1885683 | 2204210 | 8/17/2021 | 270 | 255,034.94 | |
| 1885639 | 2204140 | 8/17/2021 | 270 | 206,445.65 | |
| 1885629 | 2204130 | 8/17/2021 | 270 | 203,820.28 | |
| 1885640 | 2204146 | 8/17/2021 | 270 | 188,434.76 | |
| 1885703 | 2204256 | 8/17/2021 | 270 | 181,519.68 | |
| 1885631 | 2204132 | 8/17/2021 | 270 | 168,433.96 | |
| 1885665 | 2204178 | 8/17/2021 | 270 | 129,959.08 | |
| 1885698 | 2204250 | 8/17/2021 | 270 | 121,490.58 | |
| 1885686 | 2204219 | 8/17/2021 | 270 | 108,033.03 | |
| 1885684 | 2204217 | 8/17/2021 | 270 | 86,336.61 | |
| 1885635 | 2204136 | 8/17/2021 | 270 | 80,584.71 | |
| 1885682 | 2204209 | 8/17/2021 | 270 | 73,268.76 | |
| 1885650 | 2204161 | 8/17/2021 | 270 | 69,183.40 | |
| 1885647 | 2204158 | 8/17/2021 | 270 | 61,557.72 | |
| 1885696 | 2204229 | 8/17/2021 | 270 | 60,050.65 | |
| 1885651 | 2204162 | 8/17/2021 | 270 | 46,665.65 | |
| 1885609 | 2740801 | 8/17/2021 | 270 | 45,562.00 | |

Run Date: 12/30/2021
 Run Time: 2:44:16PM

Demand Account Activity

Page: 45
 User: 0

Start Date: 7/1/2021 End Date: 12/31/2021

| Jnl. Entry | Ref # | Trx. Date | Ledger | Debit Amount | Credit Amount |
|------------|------------------|-----------|--------|--------------|---------------|
| 1885679 | 2204194 | 8/17/2021 | 270 | 25,701.26 | |
| 1885632 | 2204133 | 8/17/2021 | 270 | 25,379.37 | |
| 1885653 | 2204164 | 8/17/2021 | 270 | 25,035.53 | |
| 1885605 | 2700801 | 8/17/2021 | 270 | 23,934.19 | |
| 1885689 | 2204222 | 8/17/2021 | 270 | 23,721.62 | |
| 1885652 | 2204163 | 8/17/2021 | 270 | 22,645.64 | |
| 1885637 | 2204138 | 8/17/2021 | 270 | 15,696.95 | |
| 1885672 | 2204185 | 8/17/2021 | 270 | 14,099.00 | |
| 1885673 | 2204186 | 8/17/2021 | 270 | 11,095.42 | |
| 1885654 | 2204165 | 8/17/2021 | 270 | 10,872.83 | |
| 1885633 | 2204134 | 8/17/2021 | 270 | 10,611.60 | |
| 1885644 | 2204155 | 8/17/2021 | 270 | 10,211.42 | |
| 1885694 | 2204227 | 8/17/2021 | 270 | 9,527.00 | |
| 1885603 | 2700809 AIRS DSM | 8/17/2021 | 270 | 9,359.25 | |
| 1885661 | 2204172 | 8/17/2021 | 270 | 9,122.50 | |
| 1885680 | 2204201 | 8/17/2021 | 270 | 8,743.06 | |
| 1885638 | 2204139 | 8/17/2021 | 270 | 7,180.33 | |
| 1885690 | 2204223 | 8/17/2021 | 270 | 6,975.69 | |
| 1885677 | 2204190 | 8/17/2021 | 270 | 6,313.33 | |
| 1885634 | 2204135 | 8/17/2021 | 270 | 6,099.12 | |
| 1885656 | 2204167 | 8/17/2021 | 270 | 5,394.87 | |
| 1885642 | 2204148 | 8/17/2021 | 270 | 4,702.78 | |
| 1885604 | 2700810 AIRS DSM | 8/17/2021 | 270 | 4,275.00 | |
| 1885623 | 2204122 | 8/17/2021 | 270 | 4,215.00 | |
| 1885645 | 2204156 | 8/17/2021 | 270 | 3,946.07 | |
| 1885693 | 2204226 | 8/17/2021 | 270 | 3,162.27 | |
| 1885636 | 2204137 | 8/17/2021 | 270 | 2,977.79 | |
| 1885688 | 2204221 | 8/17/2021 | 270 | 2,941.26 | |
| 1885622 | 2204120 | 8/17/2021 | 270 | 2,875.50 | |
| 1885646 | 2204157 | 8/17/2021 | 270 | 2,802.50 | |
| 1885691 | 2204224 | 8/17/2021 | 270 | 2,336.00 | |
| 1885664 | 2204177 | 8/17/2021 | 270 | 2,007.00 | |
| 1885625 | 2204126 | 8/17/2021 | 270 | 1,970.00 | |
| 1885618 | 2204116 | 8/17/2021 | 270 | 1,390.00 | |
| 1885626 | 2204127 | 8/17/2021 | 270 | 1,079.10 | |
| 1885627 | 2204128 | 8/17/2021 | 270 | 1,079.10 | |
| 1885662 | 2204174 | 8/17/2021 | 270 | 940.00 | |
| 1885666 | 2204179 | 8/17/2021 | 270 | 805.08 | |
| 1885624 | 2204124 | 8/17/2021 | 270 | 630.75 | |
| 1885655 | 2204166 | 8/17/2021 | 270 | 566.67 | |
| 1885658 | 2204169 | 8/17/2021 | 270 | 525.00 | |
| 1885659 | 2204170 | 8/17/2021 | 270 | 525.00 | |
| 1885657 | 2204168 | 8/17/2021 | 270 | 450.00 | |
| 1885660 | 2204171 | 8/17/2021 | 270 | 434.93 | |
| 1885671 | 2204184 | 8/17/2021 | 270 | 318.00 | |
| 1885699 | 2204252 | 8/17/2021 | 270 | 300.00 | |
| 1885700 | 2204253 | 8/17/2021 | 270 | 300.00 | |
| 1885701 | 2204254 | 8/17/2021 | 270 | 296.00 | |
| 1885607 | 2750801 | 8/17/2021 | 270 | 269.00 | |
| 1885628 | 2204129 | 8/17/2021 | 270 | 200.00 | |
| 1885678 | 2204193 | 8/17/2021 | 270 | 200.00 | |
| 1885621 | 2204117 | 8/17/2021 | 270 | 160.00 | |
| 1885663 | 2204176 | 8/17/2021 | 270 | 50.00 | |
| 1885695 | 2204228 | 8/17/2021 | 270 | 12.78 | |
| 1885692 | 2204225 | 8/17/2021 | 270 | 8.13 | |
| 1885702 | 2204255 | 8/17/2021 | 270 | 6.93 | |

Run Date: 12/30/2021
 Run Time: 2:44:16PM

Demand Account Activity

Start Date: 7/1/2021 End Date: 12/31/2021

Page: 46
 User: 0

| Jnl. Entry | Ref # | Trx. Date | Ledger | Debit Amount | Credit Amount |
|------------|--------------------|-----------|--------|---------------|----------------|
| 1885608 | DFA EFT REV 8/17/: | 8/17/2021 | 270 | | 18,532.24 |
| 1885619 | DFA DSMV E TICK I | 8/17/2021 | 270 | | 1,200.00 |
| 1885606 | 2700802 | 8/17/2021 | 270 | | 9,519,986.15 |
| 1885610 | 2700803 | 8/17/2021 | 270 | | 14,446,336.80 |
| 1885613 | 2700804 | 8/17/2021 | 270 | | 1,843,856.58 |
| 1885615 | 2700805 | 8/17/2021 | 270 | | 137,977,238.21 |
| 1886029 | 2204260 | 8/18/2021 | 270 | 52,911,066.68 | |
| 1886012 | 2700807 AIRS TAX | 8/18/2021 | 270 | 52,434,639.72 | |
| 1886032 | 2204263 | 8/18/2021 | 270 | 6,153,486.84 | |
| 1886021 | 3000802 | 8/18/2021 | 270 | 5,000,000.00 | |
| 1886106 | 2204365 | 8/18/2021 | 270 | 2,075,530.86 | |
| 1886107 | 2204367 | 8/18/2021 | 270 | 782,210.80 | |
| 1886059 | 2204298 | 8/18/2021 | 270 | 590,006.68 | |
| 1886034 | 2204265 | 8/18/2021 | 270 | 504,992.97 | |
| 1886092 | 2204343 | 8/18/2021 | 270 | 385,817.84 | |
| 1886090 | 2204339 | 8/18/2021 | 270 | 325,650.90 | |
| 1886093 | 2204344 | 8/18/2021 | 270 | 234,925.26 | |
| 1886048 | 2204284 | 8/18/2021 | 270 | 216,373.50 | |
| 1886102 | 2204359 | 8/18/2021 | 270 | 214,432.65 | |
| 1886036 | 2204267 | 8/18/2021 | 270 | 199,724.21 | |
| 1886049 | 2204286 | 8/18/2021 | 270 | 189,866.39 | |
| 1886104 | 2204362 | 8/18/2021 | 270 | 139,384.86 | |
| 1886039 | 2204270 | 8/18/2021 | 270 | 110,363.88 | |
| 1886035 | 2204266 | 8/18/2021 | 270 | 110,060.33 | |
| 1886038 | 2204269 | 8/18/2021 | 270 | 84,816.43 | |
| 1886056 | 2204293 | 8/18/2021 | 270 | 79,474.29 | |
| 1886013 | 2700808 AIRS TAX | 8/18/2021 | 270 | 65,405.98 | |
| 1886077 | 2204316 | 8/18/2021 | 270 | 65,045.00 | |
| 1886094 | 2204347 | 8/18/2021 | 270 | 53,409.62 | |
| 1886095 | 2204350 | 8/18/2021 | 270 | 44,178.79 | |
| 1886079 | 2204318 | 8/18/2021 | 270 | 36,961.35 | |
| 1886108 | 2204368 | 8/18/2021 | 270 | 36,395.72 | |
| 1886054 | 2204291 | 8/18/2021 | 270 | 34,689.25 | |
| 1886084 | 2204326 | 8/18/2021 | 270 | 26,997.64 | |
| 1886033 | 2204264 | 8/18/2021 | 270 | 25,247.43 | |
| 1886019 | 2740801 | 8/18/2021 | 270 | 22,957.53 | |
| 1886070 | 2204309 | 8/18/2021 | 270 | 18,398.00 | |
| 1886060 | 2204299 | 8/18/2021 | 270 | 16,257.16 | |
| 1886055 | 2204292 | 8/18/2021 | 270 | 11,150.00 | |
| 1886105 | 2204364 | 8/18/2021 | 270 | 10,670.55 | |
| 1886065 | 2204304 | 8/18/2021 | 270 | 9,974.00 | |
| 1886069 | 2204308 | 8/18/2021 | 270 | 9,614.50 | |
| 1886098 | 2204353 | 8/18/2021 | 270 | 8,911.59 | |
| 1886083 | 2204322 | 8/18/2021 | 270 | 7,609.85 | |
| 1886100 | 2204357 | 8/18/2021 | 270 | 5,526.84 | |
| 1886058 | 2204297 | 8/18/2021 | 270 | 5,132.89 | |
| 1886087 | 2204334 | 8/18/2021 | 270 | 4,110.00 | |
| 1886016 | 2700801 | 8/18/2021 | 270 | 3,901.03 | |
| 1886053 | 2204290 | 8/18/2021 | 270 | 3,634.04 | |
| 1886044 | 2204278 | 8/18/2021 | 270 | 3,300.00 | |
| 1886088 | 2204335 | 8/18/2021 | 270 | 2,967.12 | |
| 1886080 | 2204319 | 8/18/2021 | 270 | 2,937.00 | |
| 1886091 | 2204342 | 8/18/2021 | 270 | 2,920.00 | |
| 1886101 | 2204358 | 8/18/2021 | 270 | 2,783.11 | |
| 1886015 | 2700810 AIRS DSM | 8/18/2021 | 270 | 2,775.00 | |
| 1886072 | 2204311 | 8/18/2021 | 270 | 2,712.50 | |

Run Date: 12/30/2021
 Run Time: 2:44:16PM

Demand Account Activity

Start Date: 7/1/2021 End Date: 12/31/2021

Page: 47
 User: 0

| Jnl. Entry | Ref # | Trx. Date | Ledger | Debit Amount | Credit Amount |
|------------|-------------------|-----------|--------|---------------|---------------|
| 1886051 | 2204288 | 8/18/2021 | 270 | 2,645.00 | |
| 1886085 | 2204331 | 8/18/2021 | 270 | 2,273.74 | |
| 1886057 | 2204296 | 8/18/2021 | 270 | 2,160.00 | |
| 1886050 | 2204287 | 8/18/2021 | 270 | 1,895.00 | |
| 1886014 | 2700809 AIRS DSM | 8/18/2021 | 270 | 1,670.91 | |
| 1886043 | 2204276 | 8/18/2021 | 270 | 1,665.00 | |
| 1886071 | 2204310 | 8/18/2021 | 270 | 1,500.00 | |
| 1886047 | 2204283 | 8/18/2021 | 270 | 1,425.00 | |
| 1886089 | 2204336 | 8/18/2021 | 270 | 1,403.07 | |
| 1886041 | 2204272 | 8/18/2021 | 270 | 1,330.00 | |
| 1886099 | 2204356 | 8/18/2021 | 270 | 1,143.93 | |
| 1886082 | 2204321 | 8/18/2021 | 270 | 999.33 | |
| 1886081 | 2204320 | 8/18/2021 | 270 | 950.00 | |
| 1886037 | 2204268 | 8/18/2021 | 270 | 847.32 | |
| 1886096 | 2204351 | 8/18/2021 | 270 | 804.00 | |
| 1886045 | 2204280 | 8/18/2021 | 270 | 681.45 | |
| 1886086 | 2204333 | 8/18/2021 | 270 | 660.00 | |
| 1886078 | 2204317 | 8/18/2021 | 270 | 600.00 | |
| 1886046 | 2204282 | 8/18/2021 | 270 | 600.00 | |
| 1886066 | 2204305 | 8/18/2021 | 270 | 358.92 | |
| 1886052 | 2204289 | 8/18/2021 | 270 | 345.25 | |
| 1886042 | 2204273 | 8/18/2021 | 270 | 200.00 | |
| 1886073 | 2204312 | 8/18/2021 | 270 | 138.25 | |
| 1886103 | 2204361 | 8/18/2021 | 270 | 50.00 | |
| 1886097 | 2204352 | 8/18/2021 | 270 | 44.20 | |
| 1886061 | 2204300 | 8/18/2021 | 270 | 43.47 | |
| 1886062 | 2204301 | 8/18/2021 | 270 | 42.67 | |
| 1886063 | 2204302 | 8/18/2021 | 270 | 40.13 | |
| 1886040 | 2204271 | 8/18/2021 | 270 | 5.00 | |
| 1886030 | DFA EFT REV 8-18- | 8/18/2021 | 270 | | 80,648.59 |
| 1886017 | 2700802 | 8/18/2021 | 270 | | 7,085,643.85 |
| 1886018 | 2700803 | 8/18/2021 | 270 | | 6,153,486.84 |
| 1886020 | 2700804 | 8/18/2021 | 270 | | 36,916,380.03 |
| 1886022 | 2700805 | 8/18/2021 | 270 | | 287.50 |
| 1886024 | 2700806 | 8/18/2021 | 270 | | 22,178,383.16 |
| 1886027 | 2700811 | 8/18/2021 | 270 | | 2,728,793.81 |
| 1886109 | 2700801 | 8/18/2021 | 270 | | 48,000,000.00 |
| 1886603 | 2204417 | 8/19/2021 | 270 | 71,529,475.97 | |
| 1886677 | 2780801 | 8/19/2021 | 270 | 29,000,000.00 | |
| 1886541 | 2700807 AIRS TAX | 8/19/2021 | 270 | 17,407,999.60 | |
| 1886559 | 2204369 | 8/19/2021 | 270 | 10,923,078.29 | |
| 1886608 | 2204422 | 8/19/2021 | 270 | 6,085,531.81 | |
| 1886546 | 3000801 | 8/19/2021 | 270 | 6,000,000.00 | |
| 1886550 | 3980801 | 8/19/2021 | 270 | 6,000,000.00 | |
| 1886600 | 2204414 | 8/19/2021 | 270 | 467,614.91 | |
| 1886663 | 2204492 | 8/19/2021 | 270 | 450,000.00 | |
| 1886644 | 2204462 | 8/19/2021 | 270 | 257,507.13 | |
| 1886650 | 2204470 | 8/19/2021 | 270 | 256,104.63 | |
| 1886629 | 2204443 | 8/19/2021 | 270 | 245,554.18 | |
| 1886597 | 2204409 | 8/19/2021 | 270 | 232,000.00 | |
| 1886675 | 2204505 | 8/19/2021 | 270 | 152,070.62 | |
| 1886587 | 2204398 | 8/19/2021 | 270 | 133,881.58 | |
| 1886628 | 2204442 | 8/19/2021 | 270 | 119,174.03 | |
| 1886542 | 2700808 AIRS TAX | 8/19/2021 | 270 | 95,885.97 | |
| 1886627 | 2204441 | 8/19/2021 | 270 | 94,016.28 | |
| 1886651 | 2204472 | 8/19/2021 | 270 | 84,862.33 | |

Run Date: 12/30/2021
Run Time: 2:44:16PM

Demand Account Activity

Start Date: 7/1/2021 End Date: 12/31/2021

Page: 48
User: 0

| Jnl. Entry | Ref # | Trx. Date | Ledger | Debit Amount | Credit Amount |
|------------|---------|-----------|--------|--------------|---------------|
| 1886656 | 2204480 | 8/19/2021 | 270 | 71,645.83 | |
| 1886619 | 2204433 | 8/19/2021 | 270 | 40,520.55 | |
| 1886596 | 2204408 | 8/19/2021 | 270 | 40,304.96 | |
| 1886595 | 2204407 | 8/19/2021 | 270 | 38,381.10 | |
| 1886652 | 2204474 | 8/19/2021 | 270 | 35,920.00 | |
| 1886607 | 2204421 | 8/19/2021 | 270 | 35,797.00 | |
| 1886626 | 2204440 | 8/19/2021 | 270 | 28,282.52 | |
| 1886580 | 2204386 | 8/19/2021 | 270 | 27,205.32 | |
| 1886610 | 2204424 | 8/19/2021 | 270 | 26,451.08 | |
| 1886654 | 2204477 | 8/19/2021 | 270 | 23,120.52 | |
| 1886648 | 2204466 | 8/19/2021 | 270 | 22,648.82 | |
| 1886633 | 2204449 | 8/19/2021 | 270 | 22,632.29 | |
| 1886611 | 2204425 | 8/19/2021 | 270 | 22,473.13 | |
| 1886667 | 2204496 | 8/19/2021 | 270 | 18,370.00 | |
| 1886657 | 2204481 | 8/19/2021 | 270 | 17,365.00 | |
| 1886612 | 2204426 | 8/19/2021 | 270 | 17,028.00 | |
| 1886573 | 2204379 | 8/19/2021 | 270 | 14,690.45 | |
| 1886631 | 2204447 | 8/19/2021 | 270 | 10,379.88 | |
| 1886661 | 2204489 | 8/19/2021 | 270 | 9,658.00 | |
| 1886640 | 2204458 | 8/19/2021 | 270 | 9,590.00 | |
| 1886649 | 2204467 | 8/19/2021 | 270 | 8,823.88 | |
| 1886670 | 2204499 | 8/19/2021 | 270 | 8,061.00 | |
| 1886584 | 2204393 | 8/19/2021 | 270 | 7,995.00 | |
| 1886593 | 2204404 | 8/19/2021 | 270 | 7,883.77 | |
| 1886568 | 2204374 | 8/19/2021 | 270 | 7,775.20 | |
| 1886653 | 2204476 | 8/19/2021 | 270 | 7,714.00 | |
| 1886665 | 2204494 | 8/19/2021 | 270 | 5,805.00 | |
| 1886598 | 2204411 | 8/19/2021 | 270 | 5,715.50 | |
| 1886586 | 2204397 | 8/19/2021 | 270 | 5,021.30 | |
| 1886609 | 2204423 | 8/19/2021 | 270 | 5,006.56 | |
| 1886664 | 2204493 | 8/19/2021 | 270 | 4,510.00 | |
| 1886602 | 2204416 | 8/19/2021 | 270 | 4,469.67 | |
| 1886577 | 2204383 | 8/19/2021 | 270 | 4,392.67 | |
| 1886583 | 2204391 | 8/19/2021 | 270 | 4,262.50 | |
| 1886544 | 2700801 | 8/19/2021 | 270 | 4,217.25 | |
| 1886572 | 2204378 | 8/19/2021 | 270 | 4,165.00 | |
| 1886606 | 2204420 | 8/19/2021 | 270 | 3,843.13 | |
| 1886625 | 2204439 | 8/19/2021 | 270 | 3,704.00 | |
| 1886588 | 2204399 | 8/19/2021 | 270 | 3,651.02 | |
| 1886592 | 2204403 | 8/19/2021 | 270 | 3,521.76 | |
| 1886673 | 2204502 | 8/19/2021 | 270 | 3,498.86 | |
| 1886645 | 2204463 | 8/19/2021 | 270 | 3,375.76 | |
| 1886659 | 2204485 | 8/19/2021 | 270 | 3,210.00 | |
| 1886594 | 2204405 | 8/19/2021 | 270 | 2,914.62 | |
| 1886676 | 2204507 | 8/19/2021 | 270 | 2,639.04 | |
| 1886671 | 2204500 | 8/19/2021 | 270 | 2,490.00 | |
| 1886624 | 2204438 | 8/19/2021 | 270 | 2,178.00 | |
| 1886623 | 2204437 | 8/19/2021 | 270 | 2,146.00 | |
| 1886581 | 2204387 | 8/19/2021 | 270 | 2,020.00 | |
| 1886672 | 2204501 | 8/19/2021 | 270 | 2,006.99 | |
| 1886630 | 2204446 | 8/19/2021 | 270 | 1,923.80 | |
| 1886574 | 2204380 | 8/19/2021 | 270 | 1,743.69 | |
| 1886575 | 2204381 | 8/19/2021 | 270 | 1,723.50 | |
| 1886669 | 2204498 | 8/19/2021 | 270 | 1,710.00 | |
| 1886643 | 2204461 | 8/19/2021 | 270 | 1,695.82 | |
| 1886646 | 2204464 | 8/19/2021 | 270 | 1,600.00 | |

Run Date: 12/30/2021
 Run Time: 2:44:16PM

Demand Account Activity

Page: 49
 User: 0

Start Date: 7/1/2021 End Date: 12/31/2021

| Jnl. Entry | Ref # | Trx. Date | Ledger | Debit Amount | Credit Amount |
|------------|-------------------|-----------|--------|---------------|----------------|
| 1886576 | 2204382 | 8/19/2021 | 270 | 1,452.44 | |
| 1886567 | 2204373 | 8/19/2021 | 270 | 1,440.00 | |
| 1886591 | 2204402 | 8/19/2021 | 270 | 1,376.94 | |
| 1886660 | 2204488 | 8/19/2021 | 270 | 1,290.00 | |
| 1886569 | 2204375 | 8/19/2021 | 270 | 1,230.00 | |
| 1886662 | 2204491 | 8/19/2021 | 270 | 1,220.00 | |
| 1886632 | 2204448 | 8/19/2021 | 270 | 1,149.30 | |
| 1886543 | 2700809 AIRS DSM | 8/19/2021 | 270 | 1,027.40 | |
| 1886566 | 2204372 | 8/19/2021 | 270 | 950.00 | |
| 1886585 | 2204395 | 8/19/2021 | 270 | 942.50 | |
| 1886601 | 2204415 | 8/19/2021 | 270 | 879.54 | |
| 1886655 | 2204479 | 8/19/2021 | 270 | 875.00 | |
| 1886614 | 2204428 | 8/19/2021 | 270 | 800.00 | |
| 1886565 | 2204371 | 8/19/2021 | 270 | 740.00 | |
| 1886590 | 2204401 | 8/19/2021 | 270 | 715.00 | |
| 1886564 | 2204370 | 8/19/2021 | 270 | 690.00 | |
| 1886599 | 2204413 | 8/19/2021 | 270 | 674.08 | |
| 1886668 | 2204497 | 8/19/2021 | 270 | 600.00 | |
| 1886647 | 2204465 | 8/19/2021 | 270 | 450.00 | |
| 1886578 | 2204384 | 8/19/2021 | 270 | 434.12 | |
| 1886674 | 2204503 | 8/19/2021 | 270 | 363.83 | |
| 1886618 | 2204432 | 8/19/2021 | 270 | 350.00 | |
| 1886582 | 2204388 | 8/19/2021 | 270 | 340.00 | |
| 1886571 | 2204377 | 8/19/2021 | 270 | 284.75 | |
| 1886613 | 2204427 | 8/19/2021 | 270 | 250.70 | |
| 1886617 | 2204431 | 8/19/2021 | 270 | 250.00 | |
| 1886605 | 2204419 | 8/19/2021 | 270 | 219.66 | |
| 1886616 | 2204430 | 8/19/2021 | 270 | 200.00 | |
| 1886615 | 2204429 | 8/19/2021 | 270 | 150.00 | |
| 1886604 | 2204418 | 8/19/2021 | 270 | 135.94 | |
| 1886666 | 2204495 | 8/19/2021 | 270 | 112.50 | |
| 1886642 | 2204460 | 8/19/2021 | 270 | 103.99 | |
| 1886570 | 2204376 | 8/19/2021 | 270 | 60.00 | |
| 1886589 | 2204400 | 8/19/2021 | 270 | 16.28 | |
| 1886641 | 2204459 | 8/19/2021 | 270 | 2.00 | |
| 1886622 | 2204436 | 8/19/2021 | 270 | 1.00 | |
| 1886562 | DFA EFT REV 8/19/ | 8/19/2021 | 270 | | 7,468.63 |
| 1886563 | DSMV E TICKET RE | 8/19/2021 | 270 | | 2,550.00 |
| 1886545 | 2700802 | 8/19/2021 | 270 | | 5,904,129.32 |
| 1886547 | 2700803 | 8/19/2021 | 270 | | 6,287,286.01 |
| 1886552 | 2700804 | 8/19/2021 | 270 | | 100.00 |
| 1886554 | 2700805 | 8/19/2021 | 270 | | 7,169,408.48 |
| 1886556 | 2700806 | 8/19/2021 | 270 | | 131,250,698.68 |
| 1886991 | 3980803 | 8/20/2021 | 270 | 53,116,409.61 | |
| 1886978 | 2700807 AIRS TAX | 8/20/2021 | 270 | 35,747,261.55 | |
| 1887043 | 2204575 | 8/20/2021 | 270 | 16,007,040.37 | |
| 1887061 | 2204599 | 8/20/2021 | 270 | 13,780,650.03 | |
| 1887062 | 2204600 | 8/20/2021 | 270 | 9,888,351.41 | |
| 1887076 | 2204614 | 8/20/2021 | 270 | 6,038,376.95 | |
| 1886986 | 3000802 | 8/20/2021 | 270 | 6,000,000.00 | |
| 1887075 | 2204613 | 8/20/2021 | 270 | 5,205,801.18 | |
| 1887074 | 2204612 | 8/20/2021 | 270 | 4,058,539.81 | |
| 1887053 | 2204588 | 8/20/2021 | 270 | 3,116,404.46 | |
| 1887004 | 2204512 | 8/20/2021 | 270 | 2,048,408.91 | |
| 1887073 | 2204611 | 8/20/2021 | 270 | 1,175,463.82 | |
| 1887072 | 2204610 | 8/20/2021 | 270 | 1,162,748.71 | |

Run Date: 12/30/2021
Run Time: 2:44:16PM

Demand Account Activity

Start Date: 7/1/2021 End Date: 12/31/2021

Page: 50
User: 0

| Jnl. Entry | Ref # | Trx. Date | Ledger | Debit Amount | Credit Amount |
|------------|------------------|-----------|--------|--------------|---------------|
| 1887071 | 2204609 | 8/20/2021 | 270 | 961,808.94 | |
| 1887055 | 2204590 | 8/20/2021 | 270 | 841,003.75 | |
| 1887002 | 0810801 | 8/20/2021 | 270 | 814,536.78 | |
| 1887024 | 2204541 | 8/20/2021 | 270 | 756,962.04 | |
| 1887070 | 2204608 | 8/20/2021 | 270 | 664,611.35 | |
| 1887088 | 2204630 | 8/20/2021 | 270 | 395,493.49 | |
| 1887000 | 3980805 | 8/20/2021 | 270 | 278,919.46 | |
| 1887023 | 2204540 | 8/20/2021 | 270 | 268,612.84 | |
| 1887069 | 2204607 | 8/20/2021 | 270 | 246,983.47 | |
| 1887089 | 2204631 | 8/20/2021 | 270 | 238,517.91 | |
| 1887068 | 2204606 | 8/20/2021 | 270 | 156,186.57 | |
| 1887029 | 2204548 | 8/20/2021 | 270 | 145,070.87 | |
| 1887067 | 2204605 | 8/20/2021 | 270 | 138,395.18 | |
| 1887060 | 2204596 | 8/20/2021 | 270 | 134,472.35 | |
| 1887056 | 2204592 | 8/20/2021 | 270 | 98,650.00 | |
| 1887008 | 2204516 | 8/20/2021 | 270 | 95,996.79 | |
| 1887030 | 2204554 | 8/20/2021 | 270 | 71,857.22 | |
| 1887066 | 2204604 | 8/20/2021 | 270 | 61,832.92 | |
| 1887009 | 2204520 | 8/20/2021 | 270 | 43,505.86 | |
| 1887005 | 2204513 | 8/20/2021 | 270 | 38,529.99 | |
| 1887091 | 2204633 | 8/20/2021 | 270 | 35,405.13 | |
| 1886981 | 2700810 AIRS DSM | 8/20/2021 | 270 | 33,952.21 | |
| 1887031 | 2204559 | 8/20/2021 | 270 | 21,773.23 | |
| 1886979 | 2700808 AIRS TAX | 8/20/2021 | 270 | 18,631.93 | |
| 1886996 | 2730801 | 8/20/2021 | 270 | 14,154.85 | |
| 1887065 | 2204603 | 8/20/2021 | 270 | 12,413.57 | |
| 1887017 | 2204533 | 8/20/2021 | 270 | 11,754.26 | |
| 1887020 | 2204537 | 8/20/2021 | 270 | 11,450.00 | |
| 1887028 | 2204547 | 8/20/2021 | 270 | 9,067.50 | |
| 1887087 | 2204629 | 8/20/2021 | 270 | 8,755.64 | |
| 1887006 | 2204514 | 8/20/2021 | 270 | 8,000.00 | |
| 1887054 | 2204589 | 8/20/2021 | 270 | 7,987.04 | |
| 1887026 | 2204543 | 8/20/2021 | 270 | 7,487.54 | |
| 1887090 | 2204632 | 8/20/2021 | 270 | 7,319.17 | |
| 1887050 | 2204585 | 8/20/2021 | 270 | 7,188.03 | |
| 1887064 | 2204602 | 8/20/2021 | 270 | 6,184.82 | |
| 1887032 | 2204561 | 8/20/2021 | 270 | 6,000.32 | |
| 1887057 | 2204593 | 8/20/2021 | 270 | 3,973.96 | |
| 1887015 | 2204529 | 8/20/2021 | 270 | 3,595.00 | |
| 1887010 | 2204521 | 8/20/2021 | 270 | 3,113.36 | |
| 1887025 | 2204542 | 8/20/2021 | 270 | 3,099.23 | |
| 1887007 | 2204515 | 8/20/2021 | 270 | 3,004.00 | |
| 1887019 | 2204536 | 8/20/2021 | 270 | 2,291.29 | |
| 1887011 | 2204522 | 8/20/2021 | 270 | 2,210.00 | |
| 1886982 | 2700811 AIRS DSM | 8/20/2021 | 270 | 2,000.00 | |
| 1887013 | 2204526 | 8/20/2021 | 270 | 1,904.75 | |
| 1887034 | 2204563 | 8/20/2021 | 270 | 1,792.12 | |
| 1887048 | 2204582 | 8/20/2021 | 270 | 1,724.00 | |
| 1886980 | 2700809 AIRS DSM | 8/20/2021 | 270 | 1,323.70 | |
| 1887016 | 2204531 | 8/20/2021 | 270 | 808.25 | |
| 1887063 | 2204601 | 8/20/2021 | 270 | 450.45 | |
| 1887051 | 2204586 | 8/20/2021 | 270 | 400.44 | |
| 1887035 | 2204564 | 8/20/2021 | 270 | 378.69 | |
| 1887018 | 2204535 | 8/20/2021 | 270 | 283.57 | |
| 1887059 | 2204595 | 8/20/2021 | 270 | 253.30 | |
| 1887012 | 2204523 | 8/20/2021 | 270 | 240.00 | |

Run Date: 12/30/2021
 Run Time: 2:44:16PM

Demand Account Activity

Page: 51
 User: 0

Start Date: 7/1/2021 End Date: 12/31/2021

| Jnl. Entry | Ref # | Trx. Date | Ledger | Debit Amount | Credit Amount |
|------------|-------------------|-----------|--------|----------------|----------------|
| 1887058 | 2204594 | 8/20/2021 | 270 | 152.65 | |
| 1887052 | 2204587 | 8/20/2021 | 270 | 125.20 | |
| 1887014 | 2204528 | 8/20/2021 | 270 | 125.06 | |
| 1887083 | 2204625 | 8/20/2021 | 270 | 35.13 | |
| 1886983 | 2700801 | 8/20/2021 | 270 | 20.00 | |
| 1887049 | 2204584 | 8/20/2021 | 270 | 12.08 | |
| 1886995 | DFA EFT REV 8/20/ | 8/20/2021 | 270 | | 21,798.59 |
| 1886984 | 2700802 | 8/20/2021 | 270 | | 4,285,765.72 |
| 1886985 | 2700803 | 8/20/2021 | 270 | | 2,048,408.91 |
| 1886987 | 2700804 | 8/20/2021 | 270 | | 3,996,580.00 |
| 1886989 | 2700805 | 8/20/2021 | 270 | | 5,372,665.68 |
| 1886994 | 2700806 | 8/20/2021 | 270 | | 118,459,963.08 |
| 1887092 | 2700801 | 8/20/2021 | 270 | | 30,000,000.00 |
| 1887358 | 2700807 AIRS TAX | 8/23/2021 | 270 | 132,412,552.84 | |
| 1887370 | 2700805 | 8/23/2021 | 270 | 108,249,496.17 | |
| 1887445 | 2204710 | 8/23/2021 | 270 | 6,470,000.00 | |
| 1887364 | 3000802 | 8/23/2021 | 270 | 5,000,000.00 | |
| 1887475 | 2204742 | 8/23/2021 | 270 | 3,481,301.50 | |
| 1887094 | CD ACH Bank Trans | 8/23/2021 | 270 | 2,963,000.00 | |
| 1887372 | 2750801 | 8/23/2021 | 270 | 1,988,494.71 | |
| 1887518 | 0810801 | 8/23/2021 | 270 | 1,612,143.08 | |
| 1887439 | 2204704 | 8/23/2021 | 270 | 778,092.96 | |
| 1887485 | 2204752 | 8/23/2021 | 270 | 192,114.37 | |
| 1887479 | 2204746 | 8/23/2021 | 270 | 181,669.24 | |
| 1887424 | 2204687 | 8/23/2021 | 270 | 136,513.01 | |
| 1887468 | 2204735 | 8/23/2021 | 270 | 122,775.72 | |
| 1887437 | 2204702 | 8/23/2021 | 270 | 90,225.98 | |
| 1887427 | 2204691 | 8/23/2021 | 270 | 89,607.14 | |
| 1887469 | 2204736 | 8/23/2021 | 270 | 79,325.08 | |
| 1887462 | 2204727 | 8/23/2021 | 270 | 70,300.50 | |
| 1887477 | 2204744 | 8/23/2021 | 270 | 60,454.22 | |
| 1887400 | 2204656 | 8/23/2021 | 270 | 50,020.00 | |
| 1887474 | 2204741 | 8/23/2021 | 270 | 44,593.39 | |
| 1887438 | 2204703 | 8/23/2021 | 270 | 34,325.00 | |
| 1887433 | 2204697 | 8/23/2021 | 270 | 32,275.82 | |
| 1887360 | 2700810 AIRS DSM | 8/23/2021 | 270 | 31,207.94 | |
| 1887483 | 2204750 | 8/23/2021 | 270 | 27,925.00 | |
| 1887411 | 2204670 | 8/23/2021 | 270 | 25,594.16 | |
| 1887473 | 2204740 | 8/23/2021 | 270 | 22,537.47 | |
| 1887472 | 2204739 | 8/23/2021 | 270 | 20,780.87 | |
| 1887428 | 2204692 | 8/23/2021 | 270 | 17,472.27 | |
| 1887461 | 2204726 | 8/23/2021 | 270 | 17,189.50 | |
| 1887429 | 2204693 | 8/23/2021 | 270 | 15,079.79 | |
| 1887484 | 2204751 | 8/23/2021 | 270 | 13,723.35 | |
| 1887481 | 2204748 | 8/23/2021 | 270 | 12,532.27 | |
| 1887480 | 2204747 | 8/23/2021 | 270 | 12,277.47 | |
| 1887448 | 2204713 | 8/23/2021 | 270 | 11,824.00 | |
| 1887436 | 2204701 | 8/23/2021 | 270 | 11,724.00 | |
| 1887430 | 2204694 | 8/23/2021 | 270 | 11,126.54 | |
| 1887463 | 2204730 | 8/23/2021 | 270 | 10,905.81 | |
| 1887516 | 2204792 | 8/23/2021 | 270 | 7,886.94 | |
| 1887478 | 2204745 | 8/23/2021 | 270 | 7,380.50 | |
| 1887476 | 2204743 | 8/23/2021 | 270 | 6,526.83 | |
| 1887489 | 2204757 | 8/23/2021 | 270 | 6,495.75 | |
| 1887397 | 2204653 | 8/23/2021 | 270 | 5,710.00 | |
| 1887460 | 2204725 | 8/23/2021 | 270 | 5,436.50 | |

Run Date: 12/30/2021
 Run Time: 2:44:16PM

Demand Account Activity

Start Date: 7/1/2021 End Date: 12/31/2021

Page: 52
 User: 0

| Jnl. Entry | Ref # | Trx. Date | Ledger | Debit Amount | Credit Amount |
|------------|-------------------|-----------|--------|----------------|----------------|
| 1887449 | 2204714 | 8/23/2021 | 270 | 5,259.22 | |
| 1887466 | 2204733 | 8/23/2021 | 270 | 4,515.04 | |
| 1887399 | 2204655 | 8/23/2021 | 270 | 4,120.00 | |
| 1887490 | 2204766 | 8/23/2021 | 270 | 3,036.47 | |
| 1887482 | 2204749 | 8/23/2021 | 270 | 2,690.64 | |
| 1887459 | 2204724 | 8/23/2021 | 270 | 2,345.00 | |
| 1887440 | 2204705 | 8/23/2021 | 270 | 1,712.00 | |
| 1887366 | 2700801 | 8/23/2021 | 270 | 1,499.40 | |
| 1887453 | 2204718 | 8/23/2021 | 270 | 1,451.00 | |
| 1887470 | 2204737 | 8/23/2021 | 270 | 1,250.00 | |
| 1887359 | 2700809 AIRS DSM | 8/23/2021 | 270 | 1,136.97 | |
| 1887451 | 2204716 | 8/23/2021 | 270 | 1,129.00 | |
| 1887454 | 2204719 | 8/23/2021 | 270 | 1,087.00 | |
| 1887488 | 2204756 | 8/23/2021 | 270 | 1,030.00 | |
| 1887452 | 2204717 | 8/23/2021 | 270 | 967.00 | |
| 1887467 | 2204734 | 8/23/2021 | 270 | 925.00 | |
| 1887486 | 2204753 | 8/23/2021 | 270 | 877.79 | |
| 1887443 | 2204708 | 8/23/2021 | 270 | 855.00 | |
| 1887517 | 2204793 | 8/23/2021 | 270 | 769.84 | |
| 1887455 | 2204720 | 8/23/2021 | 270 | 385.00 | |
| 1887447 | 2204712 | 8/23/2021 | 270 | 347.40 | |
| 1887446 | 2204711 | 8/23/2021 | 270 | 268.57 | |
| 1887456 | 2204721 | 8/23/2021 | 270 | 220.00 | |
| 1887431 | 2204695 | 8/23/2021 | 270 | 212.87 | |
| 1887435 | 2204700 | 8/23/2021 | 270 | 200.00 | |
| 1887515 | 2204791 | 8/23/2021 | 270 | 173.04 | |
| 1887396 | 2204652 | 8/23/2021 | 270 | 172.28 | |
| 1887450 | 2204715 | 8/23/2021 | 270 | 170.00 | |
| 1887398 | 2204654 | 8/23/2021 | 270 | 160.00 | |
| 1887441 | 2204706 | 8/23/2021 | 270 | 140.00 | |
| 1887487 | 2204755 | 8/23/2021 | 270 | 125.06 | |
| 1887457 | 2204722 | 8/23/2021 | 270 | 90.00 | |
| 1887458 | 2204723 | 8/23/2021 | 270 | 76.25 | |
| 1887465 | 2204732 | 8/23/2021 | 270 | 56.25 | |
| 1887464 | 2204731 | 8/23/2021 | 270 | 39.82 | |
| 1887434 | 2204699 | 8/23/2021 | 270 | 35.48 | |
| 1887471 | 2204738 | 8/23/2021 | 270 | 5.68 | |
| 1887371 | 8009688 EFT REV € | 8/23/2021 | 270 | | 2,422.04 |
| 1887367 | 2700802 | 8/23/2021 | 270 | | 4,117,894.24 |
| 1887368 | 2700803 | 8/23/2021 | 270 | | 13,765,489.21 |
| 1887369 | 2700804 | 8/23/2021 | 270 | | 116,300,949.68 |
| 1887519 | 2780801 | 8/23/2021 | 270 | | 130,000,000.00 |
| 1887832 | 2700807 AIRS TAX | 8/24/2021 | 270 | 115,099,801.87 | |
| 1887971 | 2780801 | 8/24/2021 | 270 | 112,000,000.00 | |
| 1887922 | 2204881 | 8/24/2021 | 270 | 8,973,292.58 | |
| 1887849 | 0810801 | 8/24/2021 | 270 | 7,808,272.95 | |
| 1887837 | 3000802 | 8/24/2021 | 270 | 5,000,000.00 | |
| 1887895 | 2204840 | 8/24/2021 | 270 | 2,657,594.45 | |
| 1887970 | 2204949 | 8/24/2021 | 270 | 1,986,859.88 | |
| 1887863 | 2204805 | 8/24/2021 | 270 | 1,142,238.34 | |
| 1887894 | 2204839 | 8/24/2021 | 270 | 883,404.86 | |
| 1887879 | 2204821 | 8/24/2021 | 270 | 756,904.94 | |
| 1887875 | 2204817 | 8/24/2021 | 270 | 561,831.17 | |
| 1887966 | 2204945 | 8/24/2021 | 270 | 468,611.58 | |
| 1887947 | 2204912 | 8/24/2021 | 270 | 372,469.95 | |
| 1887968 | 2204947 | 8/24/2021 | 270 | 335,000.00 | |

Run Date: 12/30/2021
 Run Time: 2:44:16PM

Demand Account Activity

Page: 53
 User: 0

Start Date: 7/1/2021 End Date: 12/31/2021

| Jnl. Entry | Ref # | Trx. Date | Ledger | Debit Amount | Credit Amount |
|------------|------------------|-----------|--------|--------------|---------------|
| 1887880 | 2204824 | 8/24/2021 | 270 | 307,573.37 | |
| 1887911 | 2204863 | 8/24/2021 | 270 | 296,631.24 | |
| 1887887 | 2204831 | 8/24/2021 | 270 | 281,651.39 | |
| 1887921 | 2204880 | 8/24/2021 | 270 | 230,000.00 | |
| 1887881 | 2204825 | 8/24/2021 | 270 | 163,359.57 | |
| 1887876 | 2204818 | 8/24/2021 | 270 | 148,930.00 | |
| 1887893 | 2204837 | 8/24/2021 | 270 | 132,599.60 | |
| 1887864 | 2204806 | 8/24/2021 | 270 | 121,000.00 | |
| 1887884 | 2204828 | 8/24/2021 | 270 | 106,302.40 | |
| 1887865 | 2204807 | 8/24/2021 | 270 | 95,000.00 | |
| 1887844 | 2750801 | 8/24/2021 | 270 | 75,692.28 | |
| 1887892 | 2204836 | 8/24/2021 | 270 | 74,557.00 | |
| 1887856 | 2204798 | 8/24/2021 | 270 | 64,050.00 | |
| 1887882 | 2204826 | 8/24/2021 | 270 | 62,215.99 | |
| 1887866 | 2204808 | 8/24/2021 | 270 | 61,326.62 | |
| 1887835 | 2700810 AIRS DSM | 8/24/2021 | 270 | 50,882.65 | |
| 1887888 | 2204832 | 8/24/2021 | 270 | 48,389.23 | |
| 1887867 | 2204809 | 8/24/2021 | 270 | 43,733.61 | |
| 1887910 | 2204861 | 8/24/2021 | 270 | 42,334.42 | |
| 1887833 | 2700808 AIRS TAX | 8/24/2021 | 270 | 38,280.23 | |
| 1887862 | 2204804 | 8/24/2021 | 270 | 34,452.74 | |
| 1887917 | 2204876 | 8/24/2021 | 270 | 32,053.62 | |
| 1887871 | 2204813 | 8/24/2021 | 270 | 31,542.98 | |
| 1887962 | 2204941 | 8/24/2021 | 270 | 31,055.72 | |
| 1887923 | 2204882 | 8/24/2021 | 270 | 28,564.29 | |
| 1887870 | 2204812 | 8/24/2021 | 270 | 26,579.13 | |
| 1887885 | 2204829 | 8/24/2021 | 270 | 25,894.81 | |
| 1887933 | 2204898 | 8/24/2021 | 270 | 20,000.00 | |
| 1887918 | 2204877 | 8/24/2021 | 270 | 17,469.82 | |
| 1887897 | 2204842 | 8/24/2021 | 270 | 15,328.76 | |
| 1887859 | 2204801 | 8/24/2021 | 270 | 14,807.53 | |
| 1887946 | 2204911 | 8/24/2021 | 270 | 14,610.79 | |
| 1887858 | 2204800 | 8/24/2021 | 270 | 14,551.63 | |
| 1887869 | 2204811 | 8/24/2021 | 270 | 13,737.41 | |
| 1887899 | 2204850 | 8/24/2021 | 270 | 12,943.29 | |
| 1887861 | 2204803 | 8/24/2021 | 270 | 12,781.06 | |
| 1887868 | 2204810 | 8/24/2021 | 270 | 12,077.24 | |
| 1887896 | 2204841 | 8/24/2021 | 270 | 11,452.80 | |
| 1887860 | 2204802 | 8/24/2021 | 270 | 10,637.18 | |
| 1887877 | 2204819 | 8/24/2021 | 270 | 10,421.07 | |
| 1887944 | 2204909 | 8/24/2021 | 270 | 10,188.50 | |
| 1887891 | 2204835 | 8/24/2021 | 270 | 9,352.14 | |
| 1887898 | 2204843 | 8/24/2021 | 270 | 8,160.50 | |
| 1887883 | 2204827 | 8/24/2021 | 270 | 7,697.20 | |
| 1887873 | 2204815 | 8/24/2021 | 270 | 7,545.00 | |
| 1887857 | 2204799 | 8/24/2021 | 270 | 6,335.05 | |
| 1887934 | 2204899 | 8/24/2021 | 270 | 4,597.50 | |
| 1887909 | 2204860 | 8/24/2021 | 270 | 4,444.32 | |
| 1887834 | 2700809 AIRS DSM | 8/24/2021 | 270 | 4,138.99 | |
| 1887919 | 2204878 | 8/24/2021 | 270 | 3,594.84 | |
| 1887842 | 2700804 | 8/24/2021 | 270 | 3,572.00 | |
| 1887936 | 2204901 | 8/24/2021 | 270 | 3,015.00 | |
| 1887886 | 2204830 | 8/24/2021 | 270 | 2,280.21 | |
| 1887874 | 2204816 | 8/24/2021 | 270 | 1,875.00 | |
| 1887878 | 2204820 | 8/24/2021 | 270 | 1,720.90 | |
| 1887912 | 2204869 | 8/24/2021 | 270 | 1,625.00 | |

Run Date: 12/30/2021
 Run Time: 2:44:16PM

Demand Account Activity

Start Date: 7/1/2021 End Date: 12/31/2021

Page: 54
 User: 0

| Jnl. Entry | Ref # | Trx. Date | Ledger | Debit Amount | Credit Amount |
|------------|-------------------|-----------|--------|----------------|----------------|
| 1887889 | 2204833 | 8/24/2021 | 270 | 1,470.90 | |
| 1887945 | 2204910 | 8/24/2021 | 270 | 1,460.00 | |
| 1887908 | 2204859 | 8/24/2021 | 270 | 1,358.00 | |
| 1887906 | 2204857 | 8/24/2021 | 270 | 1,100.00 | |
| 1887931 | 2204896 | 8/24/2021 | 270 | 904.01 | |
| 1887855 | 2204797 | 8/24/2021 | 270 | 875.00 | |
| 1887902 | 2204853 | 8/24/2021 | 270 | 800.00 | |
| 1887907 | 2204858 | 8/24/2021 | 270 | 605.00 | |
| 1887920 | 2204879 | 8/24/2021 | 270 | 573.55 | |
| 1887914 | 2204871 | 8/24/2021 | 270 | 500.00 | |
| 1887916 | 2204875 | 8/24/2021 | 270 | 407.25 | |
| 1887900 | 2204851 | 8/24/2021 | 270 | 350.53 | |
| 1887853 | 2204795 | 8/24/2021 | 270 | 340.00 | |
| 1887915 | 2204872 | 8/24/2021 | 270 | 340.00 | |
| 1887852 | 2204794 | 8/24/2021 | 270 | 325.00 | |
| 1887913 | 2204870 | 8/24/2021 | 270 | 290.00 | |
| 1887872 | 2204814 | 8/24/2021 | 270 | 272.29 | |
| 1887903 | 2204854 | 8/24/2021 | 270 | 250.00 | |
| 1887854 | 2204796 | 8/24/2021 | 270 | 200.00 | |
| 1887904 | 2204855 | 8/24/2021 | 270 | 200.00 | |
| 1887905 | 2204856 | 8/24/2021 | 270 | 165.00 | |
| 1887901 | 2204852 | 8/24/2021 | 270 | 125.00 | |
| 1887930 | 2204895 | 8/24/2021 | 270 | 97.05 | |
| 1887935 | 2204900 | 8/24/2021 | 270 | 56.25 | |
| 1887890 | 2204834 | 8/24/2021 | 270 | 21.15 | |
| 1887839 | 2700801 | 8/24/2021 | 270 | | 100.00 |
| 1887840 | 2700802 | 8/24/2021 | 270 | | 213,750,288.85 |
| 1887841 | 2700803 | 8/24/2021 | 270 | | 11,938,375.92 |
| 1887843 | 2700805 | 8/24/2021 | 270 | | 35,026,998.84 |
| 1887850 | 8009689 DSMV ETC | 8/24/2021 | 270 | | 175.00 |
| 1887851 | 8009690 EFT REV E | 8/24/2021 | 270 | | 70,765.41 |
| 1888307 | 2700813 | 8/25/2021 | 270 | 129,944,337.39 | |
| 1888286 | 2700807 AIRS TAX | 8/25/2021 | 270 | 52,764,986.80 | |
| 1888403 | 2780801 | 8/25/2021 | 270 | 26,000,000.00 | |
| 1888360 | 2205031 | 8/25/2021 | 270 | 12,693,584.45 | |
| 1888402 | 0810801 | 8/25/2021 | 270 | 8,514,498.52 | |
| 1888292 | 3000803 | 8/25/2021 | 270 | 6,000,000.00 | |
| 1888326 | 2204956 | 8/25/2021 | 270 | 1,773,606.78 | |
| 1888380 | 2205061 | 8/25/2021 | 270 | 719,475.23 | |
| 1888321 | 2204950 | 8/25/2021 | 270 | 671,385.26 | |
| 1888361 | 2205032 | 8/25/2021 | 270 | 278,100.00 | |
| 1888339 | 2205001 | 8/25/2021 | 270 | 166,883.56 | |
| 1888330 | 2204961 | 8/25/2021 | 270 | 151,125.51 | |
| 1888389 | 2205075 | 8/25/2021 | 270 | 141,200.19 | |
| 1888372 | 2205053 | 8/25/2021 | 270 | 137,813.26 | |
| 1888302 | 2700811 | 8/25/2021 | 270 | 130,106.18 | |
| 1888322 | 2204951 | 8/25/2021 | 270 | 105,338.23 | |
| 1888358 | 2205027 | 8/25/2021 | 270 | 78,045.80 | |
| 1888370 | 2205051 | 8/25/2021 | 270 | 64,421.98 | |
| 1888357 | 2205023 | 8/25/2021 | 270 | 60,828.56 | |
| 1888334 | 2204996 | 8/25/2021 | 270 | 33,711.38 | |
| 1888359 | 2205030 | 8/25/2021 | 270 | 33,298.19 | |
| 1888287 | 2700808 AIRS TAX | 8/25/2021 | 270 | 26,720.26 | |
| 1888367 | 2205048 | 8/25/2021 | 270 | 25,326.36 | |
| 1888365 | 2205045 | 8/25/2021 | 270 | 19,995.85 | |
| 1888373 | 2205054 | 8/25/2021 | 270 | 19,872.00 | |

Run Date: 12/30/2021
 Run Time: 2:44:16PM

Demand Account Activity

Page: 55
 User: 0

Start Date: 7/1/2021 End Date: 12/31/2021

| Jnl. Entry | Ref # | Trx. Date | Ledger | Debit Amount | Credit Amount |
|------------|-------------------|-----------|--------|---------------|----------------|
| 1888289 | 2700810 AIRS DSM | 8/25/2021 | 270 | 19,145.25 | |
| 1888371 | 2205052 | 8/25/2021 | 270 | 17,409.45 | |
| 1888390 | 2205076 | 8/25/2021 | 270 | 16,915.74 | |
| 1888351 | 2205017 | 8/25/2021 | 270 | 14,850.00 | |
| 1888300 | 2750801 | 8/25/2021 | 270 | 12,455.51 | |
| 1888323 | 2204953 | 8/25/2021 | 270 | 11,352.00 | |
| 1888350 | 2205016 | 8/25/2021 | 270 | 9,945.00 | |
| 1888368 | 2205049 | 8/25/2021 | 270 | 7,970.35 | |
| 1888299 | 2740801 | 8/25/2021 | 270 | 6,555.00 | |
| 1888362 | 2205033 | 8/25/2021 | 270 | 5,800.00 | |
| 1888325 | 2204955 | 8/25/2021 | 270 | 5,241.91 | |
| 1888374 | 2205055 | 8/25/2021 | 270 | 4,931.58 | |
| 1888369 | 2205050 | 8/25/2021 | 270 | 3,582.19 | |
| 1888340 | 2205004 | 8/25/2021 | 270 | 2,831.31 | |
| 1888335 | 2204997 | 8/25/2021 | 270 | 2,754.52 | |
| 1888341 | 2205005 | 8/25/2021 | 270 | 2,214.48 | |
| 1888346 | 2205010 | 8/25/2021 | 270 | 2,120.00 | |
| 1888324 | 2204954 | 8/25/2021 | 270 | 1,986.00 | |
| 1888344 | 2205008 | 8/25/2021 | 270 | 1,836.00 | |
| 1888376 | 2205057 | 8/25/2021 | 270 | 1,705.00 | |
| 1888345 | 2205009 | 8/25/2021 | 270 | 1,478.00 | |
| 1888356 | 2205022 | 8/25/2021 | 270 | 1,230.00 | |
| 1888352 | 2205018 | 8/25/2021 | 270 | 1,100.00 | |
| 1888391 | 2205077 | 8/25/2021 | 270 | 1,006.49 | |
| 1888353 | 2205019 | 8/25/2021 | 270 | 850.00 | |
| 1888296 | 2700804 | 8/25/2021 | 270 | 664.64 | |
| 1888336 | 2204998 | 8/25/2021 | 270 | 560.33 | |
| 1888349 | 2205014 | 8/25/2021 | 270 | 540.00 | |
| 1888366 | 2205046 | 8/25/2021 | 270 | 415.50 | |
| 1888381 | 2205062 | 8/25/2021 | 270 | 403.63 | |
| 1888375 | 2205056 | 8/25/2021 | 270 | 317.50 | |
| 1888348 | 2205012 | 8/25/2021 | 270 | 280.00 | |
| 1888288 | 2700809 AIRS DSM | 8/25/2021 | 270 | 161.78 | |
| 1888338 | 2205000 | 8/25/2021 | 270 | 150.00 | |
| 1888337 | 2204999 | 8/25/2021 | 270 | 94.32 | |
| 1888303 | 8009692 DSMV ETC | 8/25/2021 | 270 | | 350.00 |
| 1888304 | 8009695 EFT REV E | 8/25/2021 | 270 | | 23,582.24 |
| 1888293 | 2700801 | 8/25/2021 | 270 | | 10,494,989.65 |
| 1888294 | 2700802 | 8/25/2021 | 270 | | 30.00 |
| 1888295 | 2700803 | 8/25/2021 | 270 | | 671,385.26 |
| 1888297 | 2700805 | 8/25/2021 | 270 | | 161,026,086.28 |
| 1888298 | 2700806 | 8/25/2021 | 270 | | 68,168,147.32 |
| 1889442 | 2205114 | 8/26/2021 | 270 | 53,702,187.08 | |
| 1889404 | 2700807 AIRS TAX | 8/26/2021 | 270 | 44,092,583.39 | |
| 1889523 | 2780801 | 8/26/2021 | 270 | 38,000,000.00 | |
| 1889411 | 3000802 | 8/26/2021 | 270 | 12,000,000.00 | |
| 1889490 | 2205188 | 8/26/2021 | 270 | 1,200,000.00 | |
| 1889425 | 0810801 | 8/26/2021 | 270 | 1,193,672.97 | |
| 1889443 | 2205116 | 8/26/2021 | 270 | 1,166,215.13 | |
| 1889418 | 2740801 | 8/26/2021 | 270 | 525,403.58 | |
| 1889491 | 2205189 | 8/26/2021 | 270 | 504,453.75 | |
| 1889468 | 2205159 | 8/26/2021 | 270 | 401,154.65 | |
| 1889438 | 2205105 | 8/26/2021 | 270 | 262,496.43 | |
| 1889450 | 2205124 | 8/26/2021 | 270 | 260,116.61 | |
| 1889440 | 2205109 | 8/26/2021 | 270 | 180,368.19 | |
| 1889436 | 2205103 | 8/26/2021 | 270 | 179,777.46 | |

Run Date: 12/30/2021
 Run Time: 2:44:16PM

Demand Account Activity

Start Date: 7/1/2021 End Date: 12/31/2021

Page: 56
 User: 0

| Jnl. Entry | Ref # | Trx. Date | Ledger | Debit Amount | Credit Amount |
|------------|--------------------|-----------|--------|--------------|----------------|
| 1889409 | 2700812 AIRS DSM | 8/26/2021 | 270 | 162,795.00 | |
| 1889449 | 2205123 | 8/26/2021 | 270 | 161,203.97 | |
| 1889405 | 2700808 AIRS TAX | 8/26/2021 | 270 | 117,855.32 | |
| 1889469 | 2205160 | 8/26/2021 | 270 | 112,090.99 | |
| 1889407 | 2700810 AIRS DSM | 8/26/2021 | 270 | 108,568.08 | |
| 1889447 | 2205121 | 8/26/2021 | 270 | 82,232.58 | |
| 1889471 | 2205162 | 8/26/2021 | 270 | 66,363.22 | |
| 1889459 | 2205142 | 8/26/2021 | 270 | 59,044.40 | |
| 1889489 | 2205187 | 8/26/2021 | 270 | 26,192.37 | |
| 1889486 | 2205184 | 8/26/2021 | 270 | 23,871.16 | |
| 1889470 | 2205161 | 8/26/2021 | 270 | 23,295.64 | |
| 1889446 | 2205120 | 8/26/2021 | 270 | 21,380.96 | |
| 1889452 | 2205126 | 8/26/2021 | 270 | 19,181.65 | |
| 1889465 | 2205148 | 8/26/2021 | 270 | 18,847.37 | |
| 1889495 | 2205193 | 8/26/2021 | 270 | 15,090.32 | |
| 1889496 | 2205194 | 8/26/2021 | 270 | 13,424.00 | |
| 1889460 | 2205143 | 8/26/2021 | 270 | 6,527.99 | |
| 1889433 | 2205100 | 8/26/2021 | 270 | 6,300.00 | |
| 1889458 | 2205141 | 8/26/2021 | 270 | 5,789.82 | |
| 1889445 | 2205119 | 8/26/2021 | 270 | 5,555.47 | |
| 1889437 | 2205104 | 8/26/2021 | 270 | 5,544.68 | |
| 1889485 | 2205183 | 8/26/2021 | 270 | 5,237.75 | |
| 1889415 | 2700804 | 8/26/2021 | 270 | 3,974.59 | |
| 1889408 | 2700811 AIRS DSM | 8/26/2021 | 270 | 3,650.00 | |
| 1889441 | 2205113 | 8/26/2021 | 270 | 3,649.44 | |
| 1889493 | 2205191 | 8/26/2021 | 270 | 3,249.00 | |
| 1889499 | 2205197 | 8/26/2021 | 270 | 2,742.15 | |
| 1889434 | 2205101 | 8/26/2021 | 270 | 2,602.45 | |
| 1889522 | BOA Warrant Adjust | 8/26/2021 | 270 | 2,555.77 | |
| 1889431 | 2205098 | 8/26/2021 | 270 | 2,315.20 | |
| 1889501 | 2205199 | 8/26/2021 | 270 | 1,830.00 | |
| 1889516 | 2205218 | 8/26/2021 | 270 | 1,596.94 | |
| 1889453 | 2205136 | 8/26/2021 | 270 | 1,425.00 | |
| 1889406 | 2700809 AIRS DSM | 8/26/2021 | 270 | 1,250.20 | |
| 1889448 | 2205122 | 8/26/2021 | 270 | 1,250.00 | |
| 1889456 | 2205139 | 8/26/2021 | 270 | 1,020.00 | |
| 1889498 | 2205196 | 8/26/2021 | 270 | 1,020.00 | |
| 1889451 | 2205125 | 8/26/2021 | 270 | 933.54 | |
| 1889435 | 2205102 | 8/26/2021 | 270 | 706.61 | |
| 1889455 | 2205138 | 8/26/2021 | 270 | 600.00 | |
| 1889444 | 2205118 | 8/26/2021 | 270 | 490.07 | |
| 1889494 | 2205192 | 8/26/2021 | 270 | 270.00 | |
| 1889497 | 2205195 | 8/26/2021 | 270 | 210.00 | |
| 1889492 | 2205190 | 8/26/2021 | 270 | 161.50 | |
| 1889472 | 2205163 | 8/26/2021 | 270 | 156.93 | |
| 1889432 | 2205099 | 8/26/2021 | 270 | 119.00 | |
| 1889439 | 2205108 | 8/26/2021 | 270 | 56.53 | |
| 1889500 | 2205198 | 8/26/2021 | 270 | 56.25 | |
| 1889454 | 2205137 | 8/26/2021 | 270 | 40.00 | |
| 1889457 | 2205140 | 8/26/2021 | 270 | 1.65 | |
| 1889426 | 8009698 EFT REV E | 8/26/2021 | 270 | | 83,679.73 |
| 1889429 | 8009696 DSMV ETC | 8/26/2021 | 270 | | 850.00 |
| 1889412 | 2700801 | 8/26/2021 | 270 | | 35,129,578.12 |
| 1889413 | 2700802 | 8/26/2021 | 270 | | 6,295,724.36 |
| 1889414 | 2700803 | 8/26/2021 | 270 | | 160.00 |
| 1889416 | 2700805 | 8/26/2021 | 270 | | 104,499,693.07 |

Run Date: 12/30/2021
 Run Time: 2:44:16PM

Demand Account Activity

Page: 57
 User: 0

Start Date: 7/1/2021 End Date: 12/31/2021

| Jnl. Entry | Ref # | Trx. Date | Ledger | Debit Amount | Credit Amount |
|------------|---------------------|-----------|--------|----------------|---------------|
| 1889417 | 2700806 | 8/26/2021 | 270 | | 8,779,043.96 |
| 1889825 | 2700804 | 8/27/2021 | 270 | 126,012,145.85 | |
| 1889941 | Back Out Journal Er | 8/27/2021 | 270 | 40,000,000.00 | |
| 1889815 | 2700807 AIRS TAX | 8/27/2021 | 270 | 28,688,087.11 | |
| 1889939 | 0810801 | 8/27/2021 | 270 | 15,575,735.29 | |
| 1889821 | 3000802 | 8/27/2021 | 270 | 6,000,000.00 | |
| 1889929 | 2205351 | 8/27/2021 | 270 | 4,972,155.78 | |
| 1889889 | 2205302 | 8/27/2021 | 270 | 3,546,666.00 | |
| 1889826 | 2700805 | 8/27/2021 | 270 | 2,012,615.00 | |
| 1889845 | 2205231 | 8/27/2021 | 270 | 1,020,431.78 | |
| 1889927 | 2205349 | 8/27/2021 | 270 | 817,047.26 | |
| 1889895 | 2205311 | 8/27/2021 | 270 | 439,400.93 | |
| 1889862 | 2205259 | 8/27/2021 | 270 | 397,909.64 | |
| 1889839 | 2205225 | 8/27/2021 | 270 | 196,277.40 | |
| 1889926 | 2205348 | 8/27/2021 | 270 | 166,793.43 | |
| 1889903 | 2205320 | 8/27/2021 | 270 | 159,479.63 | |
| 1889932 | 2205360 | 8/27/2021 | 270 | 146,779.00 | |
| 1889828 | 2700812 | 8/27/2021 | 270 | 128,938.70 | |
| 1889868 | 2205272 | 8/27/2021 | 270 | 110,264.02 | |
| 1889935 | 2205364 | 8/27/2021 | 270 | 78,000.00 | |
| 1889904 | 2205321 | 8/27/2021 | 270 | 55,452.75 | |
| 1889818 | 2700810 AIRS DSM | 8/27/2021 | 270 | 44,181.15 | |
| 1889854 | 2205246 | 8/27/2021 | 270 | 40,000.00 | |
| 1889844 | 2205230 | 8/27/2021 | 270 | 39,694.21 | |
| 1889894 | 2205307 | 8/27/2021 | 270 | 38,902.33 | |
| 1889816 | 2700808 AIRS TAX | 8/27/2021 | 270 | 31,755.60 | |
| 1889925 | 2205347 | 8/27/2021 | 270 | 28,513.25 | |
| 1889847 | 2205233 | 8/27/2021 | 270 | 27,120.94 | |
| 1889855 | 2205247 | 8/27/2021 | 270 | 13,824.59 | |
| 1889865 | 2205269 | 8/27/2021 | 270 | 5,747.39 | |
| 1889924 | 2205346 | 8/27/2021 | 270 | 5,613.50 | |
| 1889881 | 2205294 | 8/27/2021 | 270 | 5,301.00 | |
| 1889877 | 2205290 | 8/27/2021 | 270 | 5,170.00 | |
| 1889888 | 2205301 | 8/27/2021 | 270 | 4,855.00 | |
| 1889928 | 2205350 | 8/27/2021 | 270 | 4,818.69 | |
| 1889923 | 2205345 | 8/27/2021 | 270 | 4,500.00 | |
| 1889876 | 2205289 | 8/27/2021 | 270 | 3,675.00 | |
| 1889859 | 2205254 | 8/27/2021 | 270 | 3,320.00 | |
| 1889848 | 2205234 | 8/27/2021 | 270 | 3,000.00 | |
| 1889900 | 2205317 | 8/27/2021 | 270 | 2,472.65 | |
| 1889817 | 2700809 AIRS DSM | 8/27/2021 | 270 | 2,269.99 | |
| 1889819 | 2700811 AIRS DSM | 8/27/2021 | 270 | 2,250.00 | |
| 1889856 | 2205248 | 8/27/2021 | 270 | 2,010.00 | |
| 1889858 | 2205252 | 8/27/2021 | 270 | 1,891.50 | |
| 1889887 | 2205300 | 8/27/2021 | 270 | 1,040.00 | |
| 1889880 | 2205293 | 8/27/2021 | 270 | 800.00 | |
| 1889867 | 2205271 | 8/27/2021 | 270 | 766.32 | |
| 1889899 | 2205316 | 8/27/2021 | 270 | 725.00 | |
| 1889842 | 2205228 | 8/27/2021 | 270 | 622.80 | |
| 1889922 | 2205344 | 8/27/2021 | 270 | 606.69 | |
| 1889841 | 2205227 | 8/27/2021 | 270 | 580.81 | |
| 1889861 | 2205258 | 8/27/2021 | 270 | 573.67 | |
| 1889882 | 2205295 | 8/27/2021 | 270 | 480.00 | |
| 1889883 | 2205296 | 8/27/2021 | 270 | 480.00 | |
| 1889866 | 2205270 | 8/27/2021 | 270 | 464.23 | |
| 1889853 | 2205244 | 8/27/2021 | 270 | 442.78 | |

Run Date: 12/30/2021
 Run Time: 2:44:16PM

Demand Account Activity

Start Date: 7/1/2021 End Date: 12/31/2021

Page: 58
 User: 0

| Jnl. Entry | Ref # | Trx. Date | Ledger | Debit Amount | Credit Amount |
|------------|---------------------|-----------|--------|----------------|----------------|
| 1889860 | 2205256 | 8/27/2021 | 270 | 439.75 | |
| 1889884 | 2205297 | 8/27/2021 | 270 | 375.00 | |
| 1889885 | 2205298 | 8/27/2021 | 270 | 250.00 | |
| 1889857 | 2205249 | 8/27/2021 | 270 | 160.00 | |
| 1889921 | 2205343 | 8/27/2021 | 270 | 123.62 | |
| 1889837 | 0800801 | 8/27/2021 | 270 | 105.00 | |
| 1889944 | 0800801 | 8/27/2021 | 270 | 105.00 | |
| 1889918 | 2205340 | 8/27/2021 | 270 | 74.63 | |
| 1889850 | 2205237 | 8/27/2021 | 270 | 51.29 | |
| 1889920 | 2205342 | 8/27/2021 | 270 | 42.04 | |
| 1889886 | 2205299 | 8/27/2021 | 270 | 40.00 | |
| 1889840 | 2205226 | 8/27/2021 | 270 | 30.00 | |
| 1889936 | 2205365 | 8/27/2021 | 270 | 24.00 | |
| 1889919 | 2205341 | 8/27/2021 | 270 | 19.43 | |
| 1889846 | 2205232 | 8/27/2021 | 270 | 12.08 | |
| 1889836 | 8009701 EFT REV E | 8/27/2021 | 270 | | 31,563.31 |
| 1889822 | 2700801 | 8/27/2021 | 270 | | 150,072,856.59 |
| 1889823 | 2700802 | 8/27/2021 | 270 | | 288.25 |
| 1889824 | 2700803 | 8/27/2021 | 270 | | 5,277,421.17 |
| 1889827 | 2700806 | 8/27/2021 | 270 | | 2,623,719.38 |
| 1889937 | Back Out Journal Er | 8/27/2021 | 270 | | 105.00 |
| 1889940 | 2780801 | 8/27/2021 | 270 | | 40,000,000.00 |
| 1889942 | 2780801 | 8/27/2021 | 270 | | 33,000,000.00 |
| 1890204 | 222700806 | 8/30/2021 | 270 | 186,647,813.88 | |
| 1890206 | 222700808 | 8/30/2021 | 270 | 10,495,286.92 | |
| 1890308 | 2205457 | 8/30/2021 | 270 | 8,440,100.19 | |
| 1890222 | 222700801EFT AIRS | 8/30/2021 | 270 | 6,875,820.96 | |
| 1890203 | 222700805 | 8/30/2021 | 270 | 4,000,000.00 | |
| 1890316 | 2205465 | 8/30/2021 | 270 | 2,100,000.00 | |
| 1890235 | 222700820 | 8/30/2021 | 270 | 1,690,249.94 | |
| 1890249 | 2205382 | 8/30/2021 | 270 | 1,310,200.36 | |
| 1890290 | 2205434 | 8/30/2021 | 270 | 625,302.00 | |
| 1890285 | 2205426 | 8/30/2021 | 270 | 314,651.37 | |
| 1890310 | 2205459 | 8/30/2021 | 270 | 290,497.11 | |
| 1890292 | 2205437 | 8/30/2021 | 270 | 256,187.06 | |
| 1890325 | 2205478 | 8/30/2021 | 270 | 111,034.85 | |
| 1890286 | 2205427 | 8/30/2021 | 270 | 101,824.97 | |
| 1890259 | 2205394 | 8/30/2021 | 270 | 100,000.00 | |
| 1890307 | 2205456 | 8/30/2021 | 270 | 75,292.49 | |
| 1890256 | 2205391 | 8/30/2021 | 270 | 75,000.00 | |
| 1890317 | 2205466 | 8/30/2021 | 270 | 70,665.80 | |
| 1890265 | 2205404 | 8/30/2021 | 270 | 67,000.00 | |
| 1890315 | 2205464 | 8/30/2021 | 270 | 59,698.35 | |
| 1890334 | 2205490 | 8/30/2021 | 270 | 50,000.00 | |
| 1890278 | 2205418 | 8/30/2021 | 270 | 45,907.62 | |
| 1890271 | 2205410 | 8/30/2021 | 270 | 43,296.93 | |
| 1890264 | 2205403 | 8/30/2021 | 270 | 38,780.00 | |
| 1890273 | 2205412 | 8/30/2021 | 270 | 32,475.56 | |
| 1890224 | 222700804IRP CC A | 8/30/2021 | 270 | 24,038.42 | |
| 1890309 | 2205458 | 8/30/2021 | 270 | 22,695.01 | |
| 1890239 | 2205368 | 8/30/2021 | 270 | 17,240.78 | |
| 1890266 | 2205405 | 8/30/2021 | 270 | 16,701.55 | |
| 1890324 | 2205475 | 8/30/2021 | 270 | 14,603.83 | |
| 1890279 | 2205420 | 8/30/2021 | 270 | 14,574.00 | |
| 1890267 | 2205406 | 8/30/2021 | 270 | 12,379.57 | |
| 1890320 | 2205471 | 8/30/2021 | 270 | 10,937.00 | |

Run Date: 12/30/2021
 Run Time: 2:44:16PM

Demand Account Activity

Start Date: 7/1/2021 End Date: 12/31/2021

Page: 59
 User: 0

| Jnl. Entry | Ref # | Trx. Date | Ledger | Debit Amount | Credit Amount |
|------------|-------------------|-----------|--------|----------------|----------------|
| 1890255 | 2205390 | 8/30/2021 | 270 | 8,000.00 | |
| 1890258 | 2205393 | 8/30/2021 | 270 | 7,400.62 | |
| 1890272 | 2205411 | 8/30/2021 | 270 | 7,169.88 | |
| 1890209 | 222700811 | 8/30/2021 | 270 | 6,775.52 | |
| 1890237 | 2205366 | 8/30/2021 | 270 | 6,000.00 | |
| 1890277 | 2205417 | 8/30/2021 | 270 | 5,166.00 | |
| 1890284 | 2205425 | 8/30/2021 | 270 | 4,724.65 | |
| 1890291 | 2205436 | 8/30/2021 | 270 | 4,722.28 | |
| 1890205 | 222700807 | 8/30/2021 | 270 | 4,033.33 | |
| 1890282 | 2205423 | 8/30/2021 | 270 | 3,887.50 | |
| 1890261 | 2205396 | 8/30/2021 | 270 | 2,945.00 | |
| 1890257 | 2205392 | 8/30/2021 | 270 | 2,594.78 | |
| 1890238 | 2205367 | 8/30/2021 | 270 | 2,520.70 | |
| 1890322 | 2205473 | 8/30/2021 | 270 | 2,432.50 | |
| 1890240 | 2205369 | 8/30/2021 | 270 | 2,361.48 | |
| 1890260 | 2205395 | 8/30/2021 | 270 | 2,110.00 | |
| 1890321 | 2205472 | 8/30/2021 | 270 | 2,015.00 | |
| 1890254 | 2205389 | 8/30/2021 | 270 | 1,915.37 | |
| 1890280 | 2205421 | 8/30/2021 | 270 | 1,800.00 | |
| 1890319 | 2205470 | 8/30/2021 | 270 | 1,781.49 | |
| 1890223 | 222700803IFTA CC | 8/30/2021 | 270 | 1,754.31 | |
| 1890241 | 2205370 | 8/30/2021 | 270 | 1,676.96 | |
| 1890274 | 2205414 | 8/30/2021 | 270 | 1,460.00 | |
| 1890262 | 2205398 | 8/30/2021 | 270 | 1,450.25 | |
| 1890336 | 2205492 | 8/30/2021 | 270 | 1,351.32 | |
| 1890288 | 2205431 | 8/30/2021 | 270 | 1,250.00 | |
| 1890294 | 2205439 | 8/30/2021 | 270 | 1,250.00 | |
| 1890335 | 2205491 | 8/30/2021 | 270 | 1,155.71 | |
| 1890318 | 2205469 | 8/30/2021 | 270 | 955.53 | |
| 1890323 | 2205474 | 8/30/2021 | 270 | 951.75 | |
| 1890283 | 2205424 | 8/30/2021 | 270 | 840.00 | |
| 1890253 | 2205388 | 8/30/2021 | 270 | 726.18 | |
| 1890289 | 2205432 | 8/30/2021 | 270 | 717.79 | |
| 1890252 | 2205387 | 8/30/2021 | 270 | 267.10 | |
| 1890281 | 2205422 | 8/30/2021 | 270 | 261.25 | |
| 1890311 | 2205460 | 8/30/2021 | 270 | 242.06 | |
| 1890263 | 2205400 | 8/30/2021 | 270 | 120.00 | |
| 1890225 | 222700805ABC LIC | 8/30/2021 | 270 | 75.00 | |
| 1890312 | 2205461 | 8/30/2021 | 270 | 10.95 | |
| 1890313 | 2205462 | 8/30/2021 | 270 | 3.89 | |
| 1890314 | 2205463 | 8/30/2021 | 270 | 0.79 | |
| 1890207 | 222700809 | 8/30/2021 | 270 | | 194,497,076.68 |
| 1890210 | 222700812 | 8/30/2021 | 270 | | 610.00 |
| 1890212 | 222700814 | 8/30/2021 | 270 | | 7,558,596.61 |
| 1890226 | 8009702 | 8/30/2021 | 270 | | 1,232.90 |
| 1890227 | 8009703 | 8/30/2021 | 270 | | 5,248.54 |
| 1890236 | 222700821 | 8/30/2021 | 270 | | 22,000,000.00 |
| 1891047 | 222700809 | 8/31/2021 | 270 | 188,400,708.89 | |
| 1891045 | 222700807 | 8/31/2021 | 270 | 58,793,108.00 | |
| 1891044 | 222700806 | 8/31/2021 | 270 | 7,000,000.00 | |
| 1891132 | 2205566 | 8/31/2021 | 270 | 5,066,006.90 | |
| 1891064 | 222700801EFT AIR: | 8/31/2021 | 270 | 4,330,052.09 | |
| 1891200 | 222700820 | 8/31/2021 | 270 | 2,353,086.57 | |
| 1891049 | 222700811 | 8/31/2021 | 270 | 1,850,970.92 | |
| 1891120 | 2205546 | 8/31/2021 | 270 | 1,590,972.51 | |
| 1891130 | 2205564 | 8/31/2021 | 270 | 1,325,674.61 | |

Run Date: 12/30/2021
 Run Time: 2:44:16PM

Demand Account Activity

Page: 60
 User: 0

Start Date: 7/1/2021 End Date: 12/31/2021

| Jnl. Entry | Ref # | Trx. Date | Ledger | Debit Amount | Credit Amount |
|------------|------------------|-----------|--------|--------------|---------------|
| 1891083 | 2205504 | 8/31/2021 | 270 | 747,029.33 | |
| 1891166 | 2205608 | 8/31/2021 | 270 | 544,759.43 | |
| 1891091 | 2205513 | 8/31/2021 | 270 | 533,816.43 | |
| 1891096 | 2205518 | 8/31/2021 | 270 | 294,714.03 | |
| 1891097 | 2205519 | 8/31/2021 | 270 | 234,374.74 | |
| 1891142 | 2205578 | 8/31/2021 | 270 | 190,286.79 | |
| 1891098 | 2205520 | 8/31/2021 | 270 | 129,574.51 | |
| 1891121 | 2205547 | 8/31/2021 | 270 | 115,313.89 | |
| 1891122 | 2205548 | 8/31/2021 | 270 | 111,391.54 | |
| 1891138 | 2205574 | 8/31/2021 | 270 | 96,173.39 | |
| 1891099 | 2205521 | 8/31/2021 | 270 | 94,694.46 | |
| 1891100 | 2205522 | 8/31/2021 | 270 | 92,758.74 | |
| 1891136 | 2205571 | 8/31/2021 | 270 | 91,307.64 | |
| 1891090 | 2205512 | 8/31/2021 | 270 | 71,934.05 | |
| 1891095 | 2205517 | 8/31/2021 | 270 | 66,343.80 | |
| 1891125 | 2205557 | 8/31/2021 | 270 | 65,015.85 | |
| 1891065 | 222700802CC AIRS | 8/31/2021 | 270 | 53,939.63 | |
| 1891159 | 2205600 | 8/31/2021 | 270 | 53,278.45 | |
| 1891158 | 2205599 | 8/31/2021 | 270 | 50,380.59 | |
| 1891167 | 2205611 | 8/31/2021 | 270 | 43,133.55 | |
| 1891101 | 2205523 | 8/31/2021 | 270 | 37,830.77 | |
| 1891102 | 2205524 | 8/31/2021 | 270 | 35,641.74 | |
| 1891067 | 222700804IRPCC A | 8/31/2021 | 270 | 29,762.96 | |
| 1891103 | 2205525 | 8/31/2021 | 270 | 27,780.17 | |
| 1891119 | 2205545 | 8/31/2021 | 270 | 26,610.20 | |
| 1891123 | 2205549 | 8/31/2021 | 270 | 26,473.32 | |
| 1891137 | 2205572 | 8/31/2021 | 270 | 25,400.23 | |
| 1891089 | 2205511 | 8/31/2021 | 270 | 20,569.52 | |
| 1891135 | 2205570 | 8/31/2021 | 270 | 19,759.69 | |
| 1891160 | 2205602 | 8/31/2021 | 270 | 11,943.34 | |
| 1891104 | 2205526 | 8/31/2021 | 270 | 10,807.82 | |
| 1891105 | 2205527 | 8/31/2021 | 270 | 7,799.06 | |
| 1891140 | 2205576 | 8/31/2021 | 270 | 6,541.75 | |
| 1891139 | 2205575 | 8/31/2021 | 270 | 5,583.04 | |
| 1891141 | 2205577 | 8/31/2021 | 270 | 4,811.29 | |
| 1891106 | 2205528 | 8/31/2021 | 270 | 3,755.04 | |
| 1891107 | 2205529 | 8/31/2021 | 270 | 2,414.00 | |
| 1891144 | 2205580 | 8/31/2021 | 270 | 2,335.00 | |
| 1891116 | 2205539 | 8/31/2021 | 270 | 2,312.00 | |
| 1891068 | 222700805ABC LIC | 8/31/2021 | 270 | 2,272.50 | |
| 1891165 | 2205607 | 8/31/2021 | 270 | 2,144.35 | |
| 1891108 | 2205530 | 8/31/2021 | 270 | 1,990.00 | |
| 1891109 | 2205531 | 8/31/2021 | 270 | 1,852.00 | |
| 1891110 | 2205532 | 8/31/2021 | 270 | 1,800.00 | |
| 1891145 | 2205582 | 8/31/2021 | 270 | 1,728.25 | |
| 1891161 | 2205603 | 8/31/2021 | 270 | 1,390.00 | |
| 1891150 | 2205591 | 8/31/2021 | 270 | 1,362.00 | |
| 1891053 | 222700815 | 8/31/2021 | 270 | 1,216.51 | |
| 1891143 | 2205579 | 8/31/2021 | 270 | 1,150.00 | |
| 1891086 | 2205508 | 8/31/2021 | 270 | 1,100.00 | |
| 1891087 | 2205509 | 8/31/2021 | 270 | 1,100.00 | |
| 1891149 | 2205590 | 8/31/2021 | 270 | 1,099.00 | |
| 1891111 | 2205533 | 8/31/2021 | 270 | 1,066.00 | |
| 1891085 | 2205507 | 8/31/2021 | 270 | 1,000.00 | |
| 1891151 | 2205592 | 8/31/2021 | 270 | 922.00 | |
| 1891152 | 2205593 | 8/31/2021 | 270 | 730.00 | |

Run Date: 12/30/2021
 Run Time: 2:44:16PM

Demand Account Activity

Start Date: 7/1/2021 End Date: 12/31/2021

Page: 61
 User: 0

| Jnl. Entry | Ref # | Trx. Date | Ledger | Debit Amount | Credit Amount |
|------------|----------------------|-----------|--------|----------------|----------------|
| 1891153 | 2205594 | 8/31/2021 | 270 | 730.00 | |
| 1891154 | 2205595 | 8/31/2021 | 270 | 672.00 | |
| 1891157 | 2205598 | 8/31/2021 | 270 | 591.02 | |
| 1891148 | 2205589 | 8/31/2021 | 270 | 590.00 | |
| 1891146 | 2205584 | 8/31/2021 | 270 | 429.50 | |
| 1891088 | 2205510 | 8/31/2021 | 270 | 340.00 | |
| 1891118 | 2205544 | 8/31/2021 | 270 | 306.00 | |
| 1891084 | 2205506 | 8/31/2021 | 270 | 300.00 | |
| 1891127 | 2205559 | 8/31/2021 | 270 | 250.53 | |
| 1891170 | 2205614 | 8/31/2021 | 270 | 235.16 | |
| 1891155 | 2205596 | 8/31/2021 | 270 | 205.00 | |
| 1891115 | 2205538 | 8/31/2021 | 270 | 200.00 | |
| 1891156 | 2205597 | 8/31/2021 | 270 | 196.25 | |
| 1891147 | 2205586 | 8/31/2021 | 270 | 160.00 | |
| 1891094 | 2205516 | 8/31/2021 | 270 | 150.00 | |
| 1891114 | 2205537 | 8/31/2021 | 270 | 150.00 | |
| 1891066 | 222700803IFTA CC | 8/31/2021 | 270 | 100.00 | |
| 1891093 | 2205515 | 8/31/2021 | 270 | 100.00 | |
| 1891092 | 2205514 | 8/31/2021 | 270 | 50.00 | |
| 1891128 | 2205560 | 8/31/2021 | 270 | 20.78 | |
| 1891046 | 222700808 | 8/31/2021 | 270 | | 71,186,922.98 |
| 1891048 | 222700810 | 8/31/2021 | 270 | | 15,380,860.94 |
| 1891052 | 222700814 | 8/31/2021 | 270 | | 6,398.86 |
| 1891070 | 8009711 EFT REV C | 8/31/2021 | 270 | | 8,658.51 |
| 1891201 | 222700821 | 8/31/2021 | 270 | | 189,000,000.00 |
| 1891520 | 222700926 | 9/1/2021 | 270 | 205,000,000.00 | |
| 1891468 | 2205694 | 9/1/2021 | 270 | 51,184,584.95 | |
| 1891466 | 2205692 | 9/1/2021 | 270 | 10,300,465.55 | |
| 1891504 | 2205735 | 9/1/2021 | 270 | 8,019,686.64 | |
| 1891519 | 222700925 | 9/1/2021 | 270 | 6,973,131.45 | |
| 1891522 | Correct Journal Entr | 9/1/2021 | 270 | 6,973,131.45 | |
| 1891464 | 2205690 | 9/1/2021 | 270 | 4,427,672.76 | |
| 1891440 | 222700903 | 9/1/2021 | 270 | 2,981,907.65 | |
| 1891455 | 2205676 | 9/1/2021 | 270 | 841,987.17 | |
| 1891505 | 2205736 | 9/1/2021 | 270 | 687,053.25 | |
| 1891501 | 2205732 | 9/1/2021 | 270 | 403,589.00 | |
| 1891467 | 2205693 | 9/1/2021 | 270 | 124,835.82 | |
| 1891463 | 2205689 | 9/1/2021 | 270 | 112,289.89 | |
| 1891483 | 2205709 | 9/1/2021 | 270 | 95,871.86 | |
| 1891472 | 2205698 | 9/1/2021 | 270 | 89,513.11 | |
| 1891485 | 2205713 | 9/1/2021 | 270 | 79,809.86 | |
| 1891510 | 2205741 | 9/1/2021 | 270 | 48,458.18 | |
| 1891474 | 2205700 | 9/1/2021 | 270 | 42,121.96 | |
| 1891518 | 2205750 | 9/1/2021 | 270 | 32,494.85 | |
| 1891454 | 2205674 | 9/1/2021 | 270 | 29,960.00 | |
| 1891469 | 2205695 | 9/1/2021 | 270 | 28,111.17 | |
| 1891506 | 2205737 | 9/1/2021 | 270 | 26,459.70 | |
| 1891507 | 2205738 | 9/1/2021 | 270 | 22,114.78 | |
| 1891471 | 2205697 | 9/1/2021 | 270 | 20,872.42 | |
| 1891465 | 2205691 | 9/1/2021 | 270 | 20,684.91 | |
| 1891478 | 2205704 | 9/1/2021 | 270 | 15,731.76 | |
| 1891484 | 2205712 | 9/1/2021 | 270 | 13,400.00 | |
| 1891473 | 2205699 | 9/1/2021 | 270 | 13,224.00 | |
| 1891486 | 2205714 | 9/1/2021 | 270 | 12,447.60 | |
| 1891461 | 2205687 | 9/1/2021 | 270 | 12,070.72 | |
| 1891508 | 2205739 | 9/1/2021 | 270 | 9,940.81 | |

Run Date: 12/30/2021
 Run Time: 2:44:16PM

Demand Account Activity

Start Date: 7/1/2021 End Date: 12/31/2021

Page: 62
 User: 0

| Jnl. Entry | Ref # | Trx. Date | Ledger | Debit Amount | Credit Amount |
|------------|---------------------|-----------|--------|----------------|----------------|
| 1891479 | 2205705 | 9/1/2021 | 270 | 8,186.12 | |
| 1891511 | 2205742 | 9/1/2021 | 270 | 5,889.51 | |
| 1891502 | 2205733 | 9/1/2021 | 270 | 5,500.00 | |
| 1891516 | 2205748 | 9/1/2021 | 270 | 3,852.50 | |
| 1891514 | 2205746 | 9/1/2021 | 270 | 3,252.50 | |
| 1891477 | 2205703 | 9/1/2021 | 270 | 3,230.00 | |
| 1891482 | 2205708 | 9/1/2021 | 270 | 2,728.90 | |
| 1891452 | 2205672 | 9/1/2021 | 270 | 2,117.02 | |
| 1891445 | 222700913 | 9/1/2021 | 270 | 1,799.00 | |
| 1891487 | 2205715 | 9/1/2021 | 270 | 1,493.52 | |
| 1891517 | 2205749 | 9/1/2021 | 270 | 1,440.00 | |
| 1891453 | 2205673 | 9/1/2021 | 270 | 813.00 | |
| 1891462 | 2205688 | 9/1/2021 | 270 | 700.00 | |
| 1891515 | 2205747 | 9/1/2021 | 270 | 577.25 | |
| 1891480 | 2205706 | 9/1/2021 | 270 | 393.00 | |
| 1891509 | 2205740 | 9/1/2021 | 270 | 223.85 | |
| 1891488 | 2205716 | 9/1/2021 | 270 | 219.92 | |
| 1891489 | 2205717 | 9/1/2021 | 270 | 57.61 | |
| 1891470 | 2205696 | 9/1/2021 | 270 | 35.00 | |
| 1891481 | 2205707 | 9/1/2021 | 270 | 27.05 | |
| 1891438 | 222700901 | 9/1/2021 | 270 | | 1,233,862.89 |
| 1891439 | 222700902 | 9/1/2021 | 270 | | 12,174,653.29 |
| 1891441 | 222700910 | 9/1/2021 | 270 | | 267,348,417.66 |
| 1891447 | 222700915 | 9/1/2021 | 270 | | 10,522,220.37 |
| 1891521 | Back Out Journal Er | 9/1/2021 | 270 | | 6,973,131.45 |
| 1891865 | 2205804 | 9/2/2021 | 270 | 316,959,166.22 | |
| 1891817 | 222700801AIRS EF | 9/2/2021 | 270 | 11,245,974.70 | |
| 1891946 | 222700930 | 9/2/2021 | 270 | 10,000,000.00 | |
| 1891806 | 222700912 | 9/2/2021 | 270 | 8,000,000.00 | |
| 1891947 | 222700931 | 9/2/2021 | 270 | 996,639.91 | |
| 1891804 | 222700910 | 9/2/2021 | 270 | 599,562.72 | |
| 1891855 | 2205794 | 9/2/2021 | 270 | 355,274.91 | |
| 1891829 | 2205756 | 9/2/2021 | 270 | 354,502.35 | |
| 1891878 | 2205819 | 9/2/2021 | 270 | 292,681.11 | |
| 1891820 | 222700804IRP CC A | 9/2/2021 | 270 | 196,586.45 | |
| 1891818 | 222700802CC AIRS | 9/2/2021 | 270 | 155,298.64 | |
| 1891832 | 2205759 | 9/2/2021 | 270 | 146,845.02 | |
| 1891868 | 2205808 | 9/2/2021 | 270 | 128,565.44 | |
| 1891853 | 2205792 | 9/2/2021 | 270 | 76,880.25 | |
| 1891834 | 2205761 | 9/2/2021 | 270 | 57,172.44 | |
| 1891828 | 2205755 | 9/2/2021 | 270 | 52,250.00 | |
| 1891862 | 2205801 | 9/2/2021 | 270 | 45,113.07 | |
| 1891837 | 2205766 | 9/2/2021 | 270 | 28,492.72 | |
| 1891824 | 2205751 | 9/2/2021 | 270 | 27,189.66 | |
| 1891866 | 2205806 | 9/2/2021 | 270 | 24,521.77 | |
| 1891835 | 2205764 | 9/2/2021 | 270 | 20,271.89 | |
| 1891864 | 2205803 | 9/2/2021 | 270 | 19,627.80 | |
| 1891826 | 2205753 | 9/2/2021 | 270 | 12,682.00 | |
| 1891897 | 2205843 | 9/2/2021 | 270 | 10,924.00 | |
| 1891895 | 2205841 | 9/2/2021 | 270 | 9,568.55 | |
| 1891877 | 2205818 | 9/2/2021 | 270 | 9,399.25 | |
| 1891833 | 2205760 | 9/2/2021 | 270 | 9,297.00 | |
| 1891851 | 2205790 | 9/2/2021 | 270 | 7,840.00 | |
| 1891869 | 2205809 | 9/2/2021 | 270 | 7,802.96 | |
| 1891845 | 2205778 | 9/2/2021 | 270 | 7,060.00 | |
| 1891870 | 2205810 | 9/2/2021 | 270 | 6,084.05 | |

Run Date: 12/30/2021
 Run Time: 2:44:16PM

Demand Account Activity

Page: 63
 User: 0

Start Date: 7/1/2021 End Date: 12/31/2021

| Jnl. Entry | Ref # | Trx. Date | Ledger | Debit Amount | Credit Amount |
|------------|----------------------|-----------|--------|----------------|----------------|
| 1891852 | 2205791 | 9/2/2021 | 270 | 5,600.00 | |
| 1891846 | 2205780 | 9/2/2021 | 270 | 4,489.00 | |
| 1891821 | 222700805ABC LIC | 9/2/2021 | 270 | 4,397.50 | |
| 1891876 | 2205817 | 9/2/2021 | 270 | 4,380.00 | |
| 1891836 | 2205765 | 9/2/2021 | 270 | 3,882.82 | |
| 1891899 | 2205845 | 9/2/2021 | 270 | 3,765.00 | |
| 1891896 | 2205842 | 9/2/2021 | 270 | 3,601.65 | |
| 1891825 | 2205752 | 9/2/2021 | 270 | 3,595.80 | |
| 1891803 | 222700909 | 9/2/2021 | 270 | 3,189.00 | |
| 1891867 | 2205807 | 9/2/2021 | 270 | 2,708.91 | |
| 1891839 | 2205769 | 9/2/2021 | 270 | 2,483.39 | |
| 1891942 | 2205893 | 9/2/2021 | 270 | 2,364.29 | |
| 1891872 | 2205812 | 9/2/2021 | 270 | 2,214.95 | |
| 1891856 | 2205795 | 9/2/2021 | 270 | 2,184.00 | |
| 1891830 | 2205757 | 9/2/2021 | 270 | 2,088.80 | |
| 1891871 | 2205811 | 9/2/2021 | 270 | 2,076.24 | |
| 1891909 | 2205857 | 9/2/2021 | 270 | 2,030.71 | |
| 1891847 | 2205782 | 9/2/2021 | 270 | 2,008.00 | |
| 1891848 | 2205784 | 9/2/2021 | 270 | 2,004.75 | |
| 1891849 | 2205786 | 9/2/2021 | 270 | 1,960.00 | |
| 1891842 | 2205773 | 9/2/2021 | 270 | 1,940.00 | |
| 1891873 | 2205814 | 9/2/2021 | 270 | 1,913.55 | |
| 1891831 | 2205758 | 9/2/2021 | 270 | 1,803.36 | |
| 1891898 | 2205844 | 9/2/2021 | 270 | 1,740.00 | |
| 1891843 | 2205774 | 9/2/2021 | 270 | 1,630.00 | |
| 1891857 | 2205796 | 9/2/2021 | 270 | 1,506.00 | |
| 1891924 | 2205872 | 9/2/2021 | 270 | 1,489.91 | |
| 1891819 | 222700803IFTA CC | 9/2/2021 | 270 | 1,453.37 | |
| 1891840 | 2205770 | 9/2/2021 | 270 | 1,378.23 | |
| 1891894 | 2205840 | 9/2/2021 | 270 | 920.00 | |
| 1891859 | 2205798 | 9/2/2021 | 270 | 902.00 | |
| 1891861 | 2205800 | 9/2/2021 | 270 | 756.00 | |
| 1891910 | 2205858 | 9/2/2021 | 270 | 706.92 | |
| 1891926 | 2205874 | 9/2/2021 | 270 | 600.00 | |
| 1891850 | 2205788 | 9/2/2021 | 270 | 466.50 | |
| 1891863 | 2205802 | 9/2/2021 | 270 | 394.94 | |
| 1891931 | 2205882 | 9/2/2021 | 270 | 356.25 | |
| 1891875 | 2205816 | 9/2/2021 | 270 | 342.08 | |
| 1891858 | 2205797 | 9/2/2021 | 270 | 265.00 | |
| 1891841 | 2205772 | 9/2/2021 | 270 | 171.02 | |
| 1891844 | 2205775 | 9/2/2021 | 270 | 160.00 | |
| 1891854 | 2205793 | 9/2/2021 | 270 | 150.00 | |
| 1891860 | 2205799 | 9/2/2021 | 270 | 70.00 | |
| 1891822 | 222700806ABC BR | 9/2/2021 | 270 | 45.00 | |
| 1891900 | 2205846 | 9/2/2021 | 270 | 42.00 | |
| 1891874 | 2205815 | 9/2/2021 | 270 | 39.27 | |
| 1891827 | 2205754 | 9/2/2021 | 270 | 34.00 | |
| 1891925 | 2205873 | 9/2/2021 | 270 | 16.59 | |
| 1891838 | 2205768 | 9/2/2021 | 270 | 15.93 | |
| 1891801 | 222700907 | 9/2/2021 | 270 | | 334,985,076.42 |
| 1891802 | 222700908 | 9/2/2021 | 270 | | 9,439,924.53 |
| 1891807 | 222700913 | 9/2/2021 | 270 | | 12,179.52 |
| 1891808 | 222700914 | 9/2/2021 | 270 | | 5,385,682.15 |
| 1892837 | 222700906 | 9/3/2021 | 270 | 379,460,463.12 | |
| 1892957 | 222700931 | 9/3/2021 | 270 | 32,000,000.00 | |
| 1892959 | Correct Journal Entr | 9/3/2021 | 270 | 30,000,000.00 | |

Run Date: 12/30/2021
Run Time: 2:44:16PM

Demand Account Activity

Start Date: 7/1/2021 End Date: 12/31/2021

Page: 64
User: 0

| Jnl. Entry | Ref # | Trx. Date | Ledger | Debit Amount | Credit Amount |
|------------|------------------|-----------|--------|---------------|---------------|
| 1892951 | 222700901EFT AIR | 9/3/2021 | 270 | 11,257,090.23 | |
| 1892841 | 222700910 | 9/3/2021 | 270 | 8,000,000.00 | |
| 1892886 | 2205937 | 9/3/2021 | 270 | 4,283,173.57 | |
| 1892898 | 2205952 | 9/3/2021 | 270 | 1,972,653.05 | |
| 1892956 | 222700930 | 9/3/2021 | 270 | 1,873,327.94 | |
| 1892900 | 2205956 | 9/3/2021 | 270 | 885,569.53 | |
| 1892859 | 2205896 | 9/3/2021 | 270 | 366,834.09 | |
| 1892912 | 2205968 | 9/3/2021 | 270 | 230,511.55 | |
| 1892901 | 2205957 | 9/3/2021 | 270 | 166,018.83 | |
| 1892876 | 2205917 | 9/3/2021 | 270 | 159,596.15 | |
| 1892937 | 2206010 | 9/3/2021 | 270 | 137,500.00 | |
| 1892877 | 2205918 | 9/3/2021 | 270 | 131,778.63 | |
| 1892887 | 2205938 | 9/3/2021 | 270 | 90,589.99 | |
| 1892879 | 2205923 | 9/3/2021 | 270 | 83,942.62 | |
| 1892839 | 222700908 | 9/3/2021 | 270 | 64,080.44 | |
| 1892875 | 2205916 | 9/3/2021 | 270 | 51,480.00 | |
| 1892954 | 222700904IRPCCAI | 9/3/2021 | 270 | 45,276.32 | |
| 1892861 | 2205898 | 9/3/2021 | 270 | 37,909.78 | |
| 1892909 | 2205965 | 9/3/2021 | 270 | 37,297.64 | |
| 1892878 | 2205921 | 9/3/2021 | 270 | 37,222.14 | |
| 1892910 | 2205966 | 9/3/2021 | 270 | 32,271.26 | |
| 1892869 | 2205906 | 9/3/2021 | 270 | 31,353.52 | |
| 1892874 | 2205913 | 9/3/2021 | 270 | 29,581.31 | |
| 1892902 | 2205958 | 9/3/2021 | 270 | 26,701.82 | |
| 1892860 | 2205897 | 9/3/2021 | 270 | 25,503.54 | |
| 1892871 | 2205909 | 9/3/2021 | 270 | 21,924.65 | |
| 1892863 | 2205900 | 9/3/2021 | 270 | 18,170.53 | |
| 1892864 | 2205901 | 9/3/2021 | 270 | 13,158.72 | |
| 1892939 | 2206012 | 9/3/2021 | 270 | 12,687.00 | |
| 1892888 | 2205939 | 9/3/2021 | 270 | 10,803.90 | |
| 1892943 | 2206016 | 9/3/2021 | 270 | 9,500.00 | |
| 1892911 | 2205967 | 9/3/2021 | 270 | 9,424.84 | |
| 1892847 | 222700914 | 9/3/2021 | 270 | 7,623.66 | |
| 1892908 | 2205964 | 9/3/2021 | 270 | 5,391.19 | |
| 1892938 | 2206011 | 9/3/2021 | 270 | 5,287.00 | |
| 1892873 | 2205912 | 9/3/2021 | 270 | 4,485.69 | |
| 1892865 | 2205902 | 9/3/2021 | 270 | 4,228.98 | |
| 1892903 | 2205959 | 9/3/2021 | 270 | 3,932.13 | |
| 1892899 | 2205954 | 9/3/2021 | 270 | 3,157.36 | |
| 1892862 | 2205899 | 9/3/2021 | 270 | 3,111.60 | |
| 1892883 | 2205931 | 9/3/2021 | 270 | 2,745.00 | |
| 1892914 | 2205970 | 9/3/2021 | 270 | 2,490.00 | |
| 1892884 | 2205933 | 9/3/2021 | 270 | 2,181.25 | |
| 1892870 | 2205908 | 9/3/2021 | 270 | 2,092.47 | |
| 1892882 | 2205930 | 9/3/2021 | 270 | 2,030.00 | |
| 1892942 | 2206015 | 9/3/2021 | 270 | 1,940.39 | |
| 1892866 | 2205903 | 9/3/2021 | 270 | 1,243.64 | |
| 1892913 | 2205969 | 9/3/2021 | 270 | 1,175.00 | |
| 1892955 | 222700905ABC LIC | 9/3/2021 | 270 | 1,125.00 | |
| 1892867 | 2205904 | 9/3/2021 | 270 | 922.48 | |
| 1892904 | 2205960 | 9/3/2021 | 270 | 748.66 | |
| 1892885 | 2205935 | 9/3/2021 | 270 | 658.00 | |
| 1892952 | 222700902CC AIRS | 9/3/2021 | 270 | 581.42 | |
| 1892868 | 2205905 | 9/3/2021 | 270 | 522.26 | |
| 1892872 | 2205911 | 9/3/2021 | 270 | 509.68 | |
| 1892953 | 222700903IFTA CC | 9/3/2021 | 270 | 403.34 | |

Run Date: 12/30/2021
 Run Time: 2:44:16PM

Demand Account Activity

Start Date: 7/1/2021 End Date: 12/31/2021

Page: 65
 User: 0

| Jnl. Entry | Ref # | Trx. Date | Ledger | Debit Amount | Credit Amount |
|------------|----------------------|-----------|--------|---------------|----------------|
| 1892905 | 2205961 | 9/3/2021 | 270 | 344.69 | |
| 1892880 | 2205924 | 9/3/2021 | 270 | 320.00 | |
| 1892906 | 2205962 | 9/3/2021 | 270 | 243.45 | |
| 1892881 | 2205927 | 9/3/2021 | 270 | 140.00 | |
| 1892907 | 2205963 | 9/3/2021 | 270 | 128.21 | |
| 1892897 | 2205951 | 9/3/2021 | 270 | 97.05 | |
| 1892915 | 2205971 | 9/3/2021 | 270 | 78.25 | |
| 1892843 | 8009714 ETCKT RE | 9/3/2021 | 270 | | 1,531.00 |
| 1892844 | 8009712 EFT REV | 9/3/2021 | 270 | | 43,429.24 |
| 1892838 | 222700907 | 9/3/2021 | 270 | | 434,340,364.32 |
| 1892848 | 222700915 | 9/3/2021 | 270 | | 5,320,340.16 |
| 1892849 | 222700916 | 9/3/2021 | 270 | | 250.00 |
| 1892958 | Back Out Journal Er | 9/3/2021 | 270 | | 32,000,000.00 |
| 1893216 | 2740901 | 9/7/2021 | 270 | 20,681,000.00 | |
| 1893209 | 2700907 AIRS TAX | 9/7/2021 | 270 | 8,909,171.96 | |
| 1893353 | 0810901 | 9/7/2021 | 270 | 4,290,713.41 | |
| 1893219 | 3000902 | 9/7/2021 | 270 | 4,000,000.00 | |
| 1893211 | 2700909 AIRS DSM | 9/7/2021 | 270 | 3,786,397.00 | |
| 1893310 | 2206129 | 9/7/2021 | 270 | 1,100,000.00 | |
| 1893354 | 2780901 | 9/7/2021 | 270 | 1,000,000.00 | |
| 1893320 | 2206139 | 9/7/2021 | 270 | 944,460.02 | |
| 1893288 | 2206101 | 9/7/2021 | 270 | 741,736.70 | |
| 1893263 | 2206062 | 9/7/2021 | 270 | 730,153.59 | |
| 1893265 | 2206075 | 9/7/2021 | 270 | 675,866.21 | |
| 1893336 | 2206156 | 9/7/2021 | 270 | 589,930.92 | |
| 1893286 | 2206096 | 9/7/2021 | 270 | 568,132.12 | |
| 1893348 | 2206175 | 9/7/2021 | 270 | 500,000.00 | |
| 1893285 | 2206095 | 9/7/2021 | 270 | 330,076.85 | |
| 1893248 | 2206041 | 9/7/2021 | 270 | 330,000.00 | |
| 1893258 | 2206057 | 9/7/2021 | 270 | 328,027.00 | |
| 1893256 | 2206055 | 9/7/2021 | 270 | 298,499.07 | |
| 1893317 | 2206136 | 9/7/2021 | 270 | 253,131.31 | |
| 1893255 | 2206054 | 9/7/2021 | 270 | 248,207.92 | |
| 1893284 | 2206094 | 9/7/2021 | 270 | 177,538.29 | |
| 1893283 | 2206093 | 9/7/2021 | 270 | 162,539.44 | |
| 1893282 | 2206092 | 9/7/2021 | 270 | 152,218.08 | |
| 1893264 | 2206071 | 9/7/2021 | 270 | 139,727.89 | |
| 1893281 | 2206091 | 9/7/2021 | 270 | 127,150.05 | |
| 1893321 | 2206141 | 9/7/2021 | 270 | 114,337.72 | |
| 1893280 | 2206090 | 9/7/2021 | 270 | 104,005.55 | |
| 1893215 | 2750901 | 9/7/2021 | 270 | 65,590.34 | |
| 1893266 | 2206076 | 9/7/2021 | 270 | 60,979.00 | |
| 1893315 | 2206134 | 9/7/2021 | 270 | 58,472.84 | |
| 1893235 | Correct Journal Entr | 9/7/2021 | 270 | 51,018.94 | |
| 1893225 | 3980901 | 9/7/2021 | 270 | 49,763.88 | |
| 1893287 | 2206097 | 9/7/2021 | 270 | 47,026.55 | |
| 1893257 | 2206056 | 9/7/2021 | 270 | 41,030.00 | |
| 1893316 | 2206135 | 9/7/2021 | 270 | 39,804.49 | |
| 1893279 | 2206089 | 9/7/2021 | 270 | 20,380.00 | |
| 1893278 | 2206088 | 9/7/2021 | 270 | 18,409.56 | |
| 1893313 | 2206132 | 9/7/2021 | 270 | 16,147.38 | |
| 1893210 | 2700908 AIRS TAX | 9/7/2021 | 270 | 12,566.62 | |
| 1893311 | 2206130 | 9/7/2021 | 270 | 12,398.00 | |
| 1893236 | 2206024 | 9/7/2021 | 270 | 11,324.00 | |
| 1893277 | 2206087 | 9/7/2021 | 270 | 10,421.07 | |
| 1893289 | 2206106 | 9/7/2021 | 270 | 8,900.00 | |

Run Date: 12/30/2021
 Run Time: 2:44:16PM

Demand Account Activity

Start Date: 7/1/2021 End Date: 12/31/2021

Page: 66
 User: 0

| Jnl. Entry | Ref # | Trx. Date | Ledger | Debit Amount | Credit Amount |
|------------|----------------------|-----------|--------|---------------|---------------|
| 1893276 | 2206086 | 9/7/2021 | 270 | 7,081.41 | |
| 1893237 | 2206025 | 9/7/2021 | 270 | 5,575.71 | |
| 1893314 | 2206133 | 9/7/2021 | 270 | 5,014.97 | |
| 1893238 | 2206026 | 9/7/2021 | 270 | 4,278.27 | |
| 1893239 | 2206027 | 9/7/2021 | 270 | 4,160.00 | |
| 1893275 | 2206085 | 9/7/2021 | 270 | 3,858.72 | |
| 1893233 | Correct Journal Entr | 9/7/2021 | 270 | 3,786.97 | |
| 1893246 | 2206037 | 9/7/2021 | 270 | 3,540.00 | |
| 1893254 | 2206053 | 9/7/2021 | 270 | 3,326.00 | |
| 1893309 | 2206128 | 9/7/2021 | 270 | 3,220.00 | |
| 1893274 | 2206084 | 9/7/2021 | 270 | 3,168.54 | |
| 1893242 | 2206030 | 9/7/2021 | 270 | 3,109.90 | |
| 1893312 | 2206131 | 9/7/2021 | 270 | 2,256.35 | |
| 1893245 | 2206035 | 9/7/2021 | 270 | 2,156.25 | |
| 1893318 | 2206137 | 9/7/2021 | 270 | 2,141.64 | |
| 1893273 | 2206083 | 9/7/2021 | 270 | 1,833.33 | |
| 1893272 | 2206082 | 9/7/2021 | 270 | 1,714.00 | |
| 1893307 | 2206126 | 9/7/2021 | 270 | 1,575.00 | |
| 1893243 | 2206031 | 9/7/2021 | 270 | 1,350.00 | |
| 1893271 | 2206081 | 9/7/2021 | 270 | 1,196.00 | |
| 1893212 | 2700910 AIRS DSM | 9/7/2021 | 270 | 1,018.94 | |
| 1893270 | 2206080 | 9/7/2021 | 270 | 980.00 | |
| 1893269 | 2206079 | 9/7/2021 | 270 | 717.00 | |
| 1893213 | 2700901 | 9/7/2021 | 270 | 525.92 | |
| 1893247 | 2206039 | 9/7/2021 | 270 | 493.25 | |
| 1893240 | 2206028 | 9/7/2021 | 270 | 483.31 | |
| 1893308 | 2206127 | 9/7/2021 | 270 | 407.25 | |
| 1893260 | 2206059 | 9/7/2021 | 270 | 250.00 | |
| 1893290 | 2206107 | 9/7/2021 | 270 | 210.00 | |
| 1893268 | 2206078 | 9/7/2021 | 270 | 200.00 | |
| 1893244 | 2206032 | 9/7/2021 | 270 | 180.00 | |
| 1893319 | 2206138 | 9/7/2021 | 270 | 112.51 | |
| 1893267 | 2206077 | 9/7/2021 | 270 | 60.00 | |
| 1893259 | 2206058 | 9/7/2021 | 270 | 50.00 | |
| 1893241 | 2206029 | 9/7/2021 | 270 | 39.22 | |
| 1892964 | CD ACH Bank Trans | 9/7/2021 | 270 | | 528,000.00 |
| 1893231 | DFA EFT REV 9-7-2 | 9/7/2021 | 270 | | 8,145.81 |
| 1893232 | DSMV E TICKET RE | 9/7/2021 | 270 | | 1,850.00 |
| 1893214 | 2700902 | 9/7/2021 | 270 | | 8,294,889.53 |
| 1893218 | 2700903 | 9/7/2021 | 270 | | 39,467,032.08 |
| 1893220 | 2700904 | 9/7/2021 | 270 | | 12.00 |
| 1893228 | Back Out Journal Er | 9/7/2021 | 270 | | 3,786,397.00 |
| 1893234 | Back Out Journal Er | 9/7/2021 | 270 | | 1,018.94 |
| 1893604 | 2740901 | 9/8/2021 | 270 | 20,377,858.61 | |
| 1893596 | 2700907 AIRS TAX | 9/8/2021 | 270 | 8,947,962.67 | |
| 1893617 | 2206182 | 9/8/2021 | 270 | 5,051,871.92 | |
| 1893606 | 3000902 | 9/8/2021 | 270 | 5,000,000.00 | |
| 1893653 | 2206227 | 9/8/2021 | 270 | 4,104,579.34 | |
| 1893717 | 0810901 | 9/8/2021 | 270 | 3,285,938.43 | |
| 1893627 | 2206193 | 9/8/2021 | 270 | 2,078,349.42 | |
| 1893634 | 2206200 | 9/8/2021 | 270 | 2,000,000.00 | |
| 1893684 | 2206263 | 9/8/2021 | 270 | 552,348.26 | |
| 1893618 | 2206183 | 9/8/2021 | 270 | 448,636.01 | |
| 1893647 | 2206219 | 9/8/2021 | 270 | 385,915.07 | |
| 1893599 | 2700910 airs dsmv | 9/8/2021 | 270 | 159,946.43 | |
| 1893628 | 2206194 | 9/8/2021 | 270 | 145,269.66 | |

Run Date: 12/30/2021
 Run Time: 2:44:16PM

Demand Account Activity

Page: 67
 User: 0

Start Date: 7/1/2021 End Date: 12/31/2021

| Jnl. Entry | Ref # | Trx. Date | Ledger | Debit Amount | Credit Amount |
|------------|---------|-----------|----------|--------------|---------------|
| 1893639 | 2206205 | 9/8/2021 | 270 | 138,662.00 | |
| 1893711 | 2206305 | 9/8/2021 | 270 | 137,797.01 | |
| 1893677 | 2206256 | 9/8/2021 | 270 | 71,566.00 | |
| 1893651 | 2206223 | 9/8/2021 | 270 | 66,532.48 | |
| 1893597 | 2700908 | airs tax | 9/8/2021 | 270 | 63,436.48 |
| 1893687 | 2206266 | 9/8/2021 | 270 | 49,748.44 | |
| 1893654 | 2206228 | 9/8/2021 | 270 | 46,691.65 | |
| 1893668 | 2206246 | 9/8/2021 | 270 | 46,473.77 | |
| 1893657 | 2206231 | 9/8/2021 | 270 | 39,212.18 | |
| 1893637 | 2206203 | 9/8/2021 | 270 | 34,000.00 | |
| 1893603 | 2750901 | 9/8/2021 | 270 | 27,526.61 | |
| 1893629 | 2206195 | 9/8/2021 | 270 | 27,389.77 | |
| 1893616 | 2206181 | 9/8/2021 | 270 | 25,901.12 | |
| 1893626 | 2206192 | 9/8/2021 | 270 | 24,008.27 | |
| 1893625 | 2206191 | 9/8/2021 | 270 | 23,748.55 | |
| 1893688 | 2206267 | 9/8/2021 | 270 | 23,083.89 | |
| 1893681 | 2206260 | 9/8/2021 | 270 | 21,185.00 | |
| 1893673 | 2206251 | 9/8/2021 | 270 | 17,409.50 | |
| 1893630 | 2206196 | 9/8/2021 | 270 | 16,866.92 | |
| 1893674 | 2206252 | 9/8/2021 | 270 | 16,293.22 | |
| 1893640 | 2206207 | 9/8/2021 | 270 | 15,328.75 | |
| 1893638 | 2206204 | 9/8/2021 | 270 | 11,473.89 | |
| 1893682 | 2206261 | 9/8/2021 | 270 | 11,374.00 | |
| 1893689 | 2206268 | 9/8/2021 | 270 | 10,667.54 | |
| 1893648 | 2206220 | 9/8/2021 | 270 | 8,437.74 | |
| 1893676 | 2206255 | 9/8/2021 | 270 | 8,394.75 | |
| 1893675 | 2206254 | 9/8/2021 | 270 | 4,380.00 | |
| 1893680 | 2206259 | 9/8/2021 | 270 | 4,150.00 | |
| 1893685 | 2206264 | 9/8/2021 | 270 | 3,771.00 | |
| 1893642 | 2206209 | 9/8/2021 | 270 | 3,000.00 | |
| 1893615 | 2206180 | 9/8/2021 | 270 | 2,694.93 | |
| 1893624 | 2206190 | 9/8/2021 | 270 | 2,637.00 | |
| 1893650 | 2206222 | 9/8/2021 | 270 | 2,074.82 | |
| 1893643 | 2206211 | 9/8/2021 | 270 | 2,018.00 | |
| 1893598 | 2700909 | airs dsmv | 9/8/2021 | 270 | 1,897.85 |
| 1893644 | 2206213 | 9/8/2021 | 270 | 1,424.75 | |
| 1893641 | 2206208 | 9/8/2021 | 270 | 1,300.00 | |
| 1893621 | 2206187 | 9/8/2021 | 270 | 1,240.00 | |
| 1893686 | 2206265 | 9/8/2021 | 270 | 1,200.00 | |
| 1893622 | 2206188 | 9/8/2021 | 270 | 1,140.00 | |
| 1893652 | 2206226 | 9/8/2021 | 270 | 947.30 | |
| 1893649 | 2206221 | 9/8/2021 | 270 | 919.25 | |
| 1893623 | 2206189 | 9/8/2021 | 270 | 900.00 | |
| 1893620 | 2206186 | 9/8/2021 | 270 | 500.00 | |
| 1893619 | 2206185 | 9/8/2021 | 270 | 350.00 | |
| 1893633 | 2206199 | 9/8/2021 | 270 | 268.00 | |
| 1893683 | 2206262 | 9/8/2021 | 270 | 252.75 | |
| 1893600 | 2700901 | 9/8/2021 | 270 | 227.55 | |
| 1893656 | 2206230 | 9/8/2021 | 270 | 205.10 | |
| 1893614 | 2700911 | AIRS DSM | 9/8/2021 | 270 | 200.00 |
| 1893655 | 2206229 | 9/8/2021 | 270 | 197.76 | |
| 1893635 | 2206201 | 9/8/2021 | 270 | 94.32 | |
| 1893645 | 2206215 | 9/8/2021 | 270 | 80.00 | |
| 1893631 | 2206197 | 9/8/2021 | 270 | 7.58 | |
| 1893632 | 2206198 | 9/8/2021 | 270 | 7.58 | |
| 1893646 | 2206218 | 9/8/2021 | 270 | 7.46 | |

Run Date: 12/30/2021
 Run Time: 2:44:16PM

Demand Account Activity

Page: 68
 User: 0

Start Date: 7/1/2021 End Date: 12/31/2021

| Jnl. Entry | Ref # | Trx. Date | Ledger | Debit Amount | Credit Amount |
|------------|----------------------|-----------|--------|---------------|---------------|
| 1893636 | 2206202 | 9/8/2021 | 270 | 1.00 | |
| 1893613 | DFA EFT REV 9/8/21 | 9/8/2021 | 270 | | 8,845.32 |
| 1893601 | 2700902 | 9/8/2021 | 270 | | 12,820,357.42 |
| 1893602 | 2700903 | 9/8/2021 | 270 | | 5,051,871.92 |
| 1893605 | 2700904 | 9/8/2021 | 270 | | 24,702,119.71 |
| 1893608 | 2700905 | 9/8/2021 | 270 | | 6,285,871.12 |
| 1893719 | 2700901 | 9/8/2021 | 270 | | 5,000,000.00 |
| 1894765 | 2206388 | 9/9/2021 | 270 | 50,315,914.24 | |
| 1894715 | 2206313 | 9/9/2021 | 270 | 19,625,460.92 | |
| 1894690 | 2700907 AIRS TAX | 9/9/2021 | 270 | 9,671,223.57 | |
| 1894699 | 3000902 | 9/9/2021 | 270 | 6,000,000.00 | |
| 1894766 | 2206390 | 9/9/2021 | 270 | 2,108,752.43 | |
| 1894760 | 2206378 | 9/9/2021 | 270 | 1,716,086.41 | |
| 1894752 | 2206362 | 9/9/2021 | 270 | 1,027,402.16 | |
| 1894764 | 2206384 | 9/9/2021 | 270 | 904,700.66 | |
| 1894712 | 0810901 | 9/9/2021 | 270 | 800,794.29 | |
| 1894722 | 2206320 | 9/9/2021 | 270 | 183,307.28 | |
| 1894759 | 2206377 | 9/9/2021 | 270 | 158,553.26 | |
| 1894768 | 2206392 | 9/9/2021 | 270 | 152,324.31 | |
| 1894720 | 2206318 | 9/9/2021 | 270 | 127,811.05 | |
| 1894725 | 2206324 | 9/9/2021 | 270 | 107,452.56 | |
| 1894767 | 2206391 | 9/9/2021 | 270 | 106,447.66 | |
| 1894691 | 2700908 AIRS TAX | 9/9/2021 | 270 | 74,641.01 | |
| 1894761 | 2206379 | 9/9/2021 | 270 | 73,000.53 | |
| 1894714 | 2206312 | 9/9/2021 | 270 | 59,522.00 | |
| 1894693 | 2700910 AIRS DSM | 9/9/2021 | 270 | 51,489.92 | |
| 1894710 | Back Out Journal Er | 9/9/2021 | 270 | 51,489.92 | |
| 1894711 | Correct Journal Entr | 9/9/2021 | 270 | 51,489.92 | |
| 1894755 | 2206366 | 9/9/2021 | 270 | 47,060.25 | |
| 1894753 | 2206363 | 9/9/2021 | 270 | 37,164.54 | |
| 1894773 | 2206397 | 9/9/2021 | 270 | 33,562.62 | |
| 1894696 | 2740901 | 9/9/2021 | 270 | 25,595.53 | |
| 1894769 | 2206393 | 9/9/2021 | 270 | 21,738.03 | |
| 1894774 | 2206398 | 9/9/2021 | 270 | 20,158.12 | |
| 1894781 | 2206405 | 9/9/2021 | 270 | 19,968.12 | |
| 1894724 | 2206323 | 9/9/2021 | 270 | 16,553.00 | |
| 1894762 | 2206380 | 9/9/2021 | 270 | 15,110.23 | |
| 1894735 | 2206339 | 9/9/2021 | 270 | 13,303.50 | |
| 1894771 | 2206395 | 9/9/2021 | 270 | 6,759.23 | |
| 1894713 | 2206311 | 9/9/2021 | 270 | 5,241.93 | |
| 1894721 | 2206319 | 9/9/2021 | 270 | 4,938.68 | |
| 1894717 | 2206315 | 9/9/2021 | 270 | 4,730.00 | |
| 1894782 | 2206406 | 9/9/2021 | 270 | 4,672.00 | |
| 1894763 | 2206381 | 9/9/2021 | 270 | 3,253.60 | |
| 1894723 | 2206321 | 9/9/2021 | 270 | 2,800.00 | |
| 1894754 | 2206364 | 9/9/2021 | 270 | 2,742.49 | |
| 1894729 | 2206328 | 9/9/2021 | 270 | 2,695.00 | |
| 1894779 | 2206403 | 9/9/2021 | 270 | 2,315.00 | |
| 1894726 | 2206325 | 9/9/2021 | 270 | 1,972.04 | |
| 1894746 | 2206356 | 9/9/2021 | 270 | 1,916.00 | |
| 1894727 | 2206326 | 9/9/2021 | 270 | 1,420.00 | |
| 1894697 | 2750901 | 9/9/2021 | 270 | 1,417.00 | |
| 1894730 | 2206330 | 9/9/2021 | 270 | 1,273.75 | |
| 1894748 | 2206358 | 9/9/2021 | 270 | 1,092.00 | |
| 1894734 | 2206338 | 9/9/2021 | 270 | 940.00 | |
| 1894719 | 2206317 | 9/9/2021 | 270 | 755.80 | |

Run Date: 12/30/2021
 Run Time: 2:44:16PM

Demand Account Activity

Start Date: 7/1/2021 End Date: 12/31/2021

Page: 69
 User: 0

| Jnl. Entry | Ref # | Trx. Date | Ledger | Debit Amount | Credit Amount |
|------------|---------------------|-----------|--------|----------------|---------------|
| 1894749 | 2206359 | 9/9/2021 | 270 | 599.00 | |
| 1894733 | 2206337 | 9/9/2021 | 270 | 593.75 | |
| 1894692 | 2700909 AIRS DSM | 9/9/2021 | 270 | 465.57 | |
| 1894737 | 2206341 | 9/9/2021 | 270 | 400.00 | |
| 1894694 | 2700901 | 9/9/2021 | 270 | 372.00 | |
| 1894744 | 2206354 | 9/9/2021 | 270 | 300.00 | |
| 1894731 | 2206332 | 9/9/2021 | 270 | 233.25 | |
| 1894745 | 2206355 | 9/9/2021 | 270 | 200.00 | |
| 1894716 | 2206314 | 9/9/2021 | 270 | 140.25 | |
| 1894747 | 2206357 | 9/9/2021 | 270 | 125.00 | |
| 1894780 | 2206404 | 9/9/2021 | 270 | 114.50 | |
| 1894728 | 2206327 | 9/9/2021 | 270 | 95.44 | |
| 1894732 | 2206334 | 9/9/2021 | 270 | 80.00 | |
| 1894738 | 2206342 | 9/9/2021 | 270 | 79.40 | |
| 1894718 | 2206316 | 9/9/2021 | 270 | 7.00 | |
| 1894708 | DFA EFT REV 9/9/21 | 9/9/2021 | 270 | | 3,617.76 |
| 1894693 | 2700910 AIRS DSM | 9/9/2021 | 270 | | 51,489.92 |
| 1894695 | 2700902 | 9/9/2021 | 270 | | 8,496,775.65 |
| 1894698 | 2700903 | 9/9/2021 | 270 | | 18,315,288.17 |
| 1894700 | 2700904 | 9/9/2021 | 270 | | 1,953,817.63 |
| 1894701 | 2700905 | 9/9/2021 | 270 | | 55,794,104.46 |
| 1894710 | Back Out Journal Er | 9/9/2021 | 270 | | 51,489.92 |
| 1894797 | 2700901 | 9/9/2021 | 270 | | 9,000,000.00 |
| 1895072 | 3980901 | 9/10/2021 | 270 | 161,422,181.70 | |
| 1895179 | 2780901 | 9/10/2021 | 270 | 13,000,000.00 | |
| 1895077 | 2206429 | 9/10/2021 | 270 | 11,611,123.92 | |
| 1895067 | 3000902 | 9/10/2021 | 270 | 11,000,000.00 | |
| 1895059 | 2700907 AIRS TAX | 9/10/2021 | 270 | 10,113,859.21 | |
| 1895158 | 2206566 | 9/10/2021 | 270 | 2,913,280.95 | |
| 1895073 | 0810901 | 9/10/2021 | 270 | 2,423,060.52 | |
| 1895079 | 2206432 | 9/10/2021 | 270 | 1,344,010.79 | |
| 1895111 | 2206501 | 9/10/2021 | 270 | 1,220,536.88 | |
| 1895100 | 2206465 | 9/10/2021 | 270 | 481,515.26 | |
| 1895078 | 2206430 | 9/10/2021 | 270 | 427,834.43 | |
| 1895129 | 2206522 | 9/10/2021 | 270 | 379,810.88 | |
| 1895131 | 2206524 | 9/10/2021 | 270 | 321,719.17 | |
| 1895130 | 2206523 | 9/10/2021 | 270 | 319,795.96 | |
| 1895060 | 2700908 AIRS TAX | 9/10/2021 | 270 | 294,459.33 | |
| 1895089 | 2206442 | 9/10/2021 | 270 | 176,327.01 | |
| 1895080 | 2206433 | 9/10/2021 | 270 | 148,910.76 | |
| 1895101 | 2206473 | 9/10/2021 | 270 | 124,000.00 | |
| 1895107 | 2206492 | 9/10/2021 | 270 | 112,961.40 | |
| 1895081 | 2206434 | 9/10/2021 | 270 | 78,071.77 | |
| 1895112 | 2206503 | 9/10/2021 | 270 | 76,821.18 | |
| 1895132 | 2206525 | 9/10/2021 | 270 | 71,177.43 | |
| 1895084 | 2206437 | 9/10/2021 | 270 | 62,589.71 | |
| 1895099 | 2206464 | 9/10/2021 | 270 | 39,493.25 | |
| 1895088 | 2206441 | 9/10/2021 | 270 | 32,699.15 | |
| 1895159 | 2206567 | 9/10/2021 | 270 | 27,257.19 | |
| 1895090 | 2206446 | 9/10/2021 | 270 | 23,659.83 | |
| 1895124 | 2206517 | 9/10/2021 | 270 | 23,396.00 | |
| 1895062 | 2700910 AIRS DSM | 9/10/2021 | 270 | 22,200.00 | |
| 1895157 | 2206565 | 9/10/2021 | 270 | 18,586.43 | |
| 1895137 | 2206530 | 9/10/2021 | 270 | 18,382.66 | |
| 1895133 | 2206526 | 9/10/2021 | 270 | 12,517.17 | |
| 1895063 | 2700901 | 9/10/2021 | 270 | 12,042.70 | |

Run Date: 12/30/2021
 Run Time: 2:44:16PM

Demand Account Activity

Start Date: 7/1/2021 End Date: 12/31/2021

Page: 70
 User: 0

| Jnl. Entry | Ref # | Trx. Date | Ledger | Debit Amount | Credit Amount |
|------------|-------------------|-----------|--------|---------------|----------------|
| 1895125 | 2206518 | 9/10/2021 | 270 | 11,700.00 | |
| 1895106 | 2206491 | 9/10/2021 | 270 | 11,570.35 | |
| 1895166 | 2206574 | 9/10/2021 | 270 | 8,924.00 | |
| 1895095 | 2206455 | 9/10/2021 | 270 | 7,550.00 | |
| 1895087 | 2206440 | 9/10/2021 | 270 | 6,101.00 | |
| 1895144 | 2206537 | 9/10/2021 | 270 | 5,854.01 | |
| 1895167 | 2206575 | 9/10/2021 | 270 | 5,731.09 | |
| 1895096 | 2206457 | 9/10/2021 | 270 | 5,674.50 | |
| 1895102 | 2206476 | 9/10/2021 | 270 | 5,381.86 | |
| 1895135 | 2206528 | 9/10/2021 | 270 | 5,045.00 | |
| 1895161 | 2206569 | 9/10/2021 | 270 | 4,889.10 | |
| 1895134 | 2206527 | 9/10/2021 | 270 | 4,397.58 | |
| 1895082 | 2206435 | 9/10/2021 | 270 | 4,379.83 | |
| 1895083 | 2206436 | 9/10/2021 | 270 | 4,097.22 | |
| 1895094 | 2206454 | 9/10/2021 | 270 | 3,870.00 | |
| 1895061 | 2700909 AIRS DSM | 9/10/2021 | 270 | 3,593.94 | |
| 1895165 | 2206573 | 9/10/2021 | 270 | 3,258.56 | |
| 1895092 | 2206452 | 9/10/2021 | 270 | 3,060.00 | |
| 1895086 | 2206439 | 9/10/2021 | 270 | 3,000.00 | |
| 1895091 | 2206450 | 9/10/2021 | 270 | 2,768.00 | |
| 1895126 | 2206519 | 9/10/2021 | 270 | 2,605.00 | |
| 1895156 | 2206564 | 9/10/2021 | 270 | 2,400.00 | |
| 1895162 | 2206570 | 9/10/2021 | 270 | 1,992.88 | |
| 1895163 | 2206571 | 9/10/2021 | 270 | 1,885.40 | |
| 1895142 | 2206535 | 9/10/2021 | 270 | 1,026.72 | |
| 1895128 | 2206521 | 9/10/2021 | 270 | 860.00 | |
| 1895151 | 2206558 | 9/10/2021 | 270 | 667.94 | |
| 1895097 | 2206459 | 9/10/2021 | 270 | 651.50 | |
| 1895127 | 2206520 | 9/10/2021 | 270 | 590.75 | |
| 1895085 | 2206438 | 9/10/2021 | 270 | 450.00 | |
| 1895098 | 2206461 | 9/10/2021 | 270 | 440.00 | |
| 1895160 | 2206568 | 9/10/2021 | 270 | 234.68 | |
| 1895138 | 2206531 | 9/10/2021 | 270 | 229.76 | |
| 1895143 | 2206536 | 9/10/2021 | 270 | 205.47 | |
| 1895108 | 2206493 | 9/10/2021 | 270 | 125.78 | |
| 1895141 | 2206534 | 9/10/2021 | 270 | 113.77 | |
| 1895123 | 2206516 | 9/10/2021 | 270 | 65.85 | |
| 1895093 | 2206453 | 9/10/2021 | 270 | 46.05 | |
| 1895136 | 2206529 | 9/10/2021 | 270 | 35.00 | |
| 1895164 | 2206572 | 9/10/2021 | 270 | 29.96 | |
| 1895152 | 2206559 | 9/10/2021 | 270 | 3.77 | |
| 1895074 | DFA EFT REV 9-10- | 9/10/2021 | 270 | | 3,382.41 |
| 1895075 | E TICKET REV 9-10 | 9/10/2021 | 270 | | 1,710.99 |
| 1895076 | DSMV E TICKET RE | 9/10/2021 | 270 | | 2,950.00 |
| 1895064 | 2700902 | 9/10/2021 | 270 | | 4,282,557.88 |
| 1895065 | 2700903 | 9/10/2021 | 270 | | 11,611,123.92 |
| 1895066 | 2700904 | 9/10/2021 | 270 | | 202,360,932.16 |
| 1895068 | 2700905 | 9/10/2021 | 270 | | 80.00 |
| 1895189 | 2700907 AIRS TAX | 9/13/2021 | 270 | 29,151,638.39 | |
| 1895460 | 2780901 | 9/13/2021 | 270 | 11,000,000.00 | |
| 1895192 | 3000902 | 9/13/2021 | 270 | 8,000,000.00 | |
| 1895520 | 2206667 | 9/13/2021 | 270 | 4,810,189.22 | |
| 1895535 | 2206682 | 9/13/2021 | 270 | 3,383,927.43 | |
| 1895470 | 2206606 | 9/13/2021 | 270 | 2,679,003.98 | |
| 1895519 | 2206666 | 9/13/2021 | 270 | 2,181,428.15 | |
| 1895534 | 2206681 | 9/13/2021 | 270 | 1,789,621.92 | |

Run Date: 12/30/2021
Run Time: 2:44:16PM

Demand Account Activity

Start Date: 7/1/2021 End Date: 12/31/2021

Page: 71
User: 0

| Jnl. Entry | Ref # | Trx. Date | Ledger | Debit Amount | Credit Amount |
|------------|------------------|-----------|--------|--------------|---------------|
| 1895546 | 2206695 | 9/13/2021 | 270 | 1,540,000.00 | |
| 1895572 | 0810901 | 9/13/2021 | 270 | 1,502,716.80 | |
| 1895508 | 2206655 | 9/13/2021 | 270 | 406,931.29 | |
| 1895486 | 2206628 | 9/13/2021 | 270 | 357,507.34 | |
| 1895533 | 2206680 | 9/13/2021 | 270 | 227,138.64 | |
| 1895532 | 2206679 | 9/13/2021 | 270 | 166,769.61 | |
| 1895567 | 2206736 | 9/13/2021 | 270 | 164,000.00 | |
| 1895471 | 2206607 | 9/13/2021 | 270 | 162,252.89 | |
| 1895547 | 2206696 | 9/13/2021 | 270 | 152,976.95 | |
| 1895472 | 2206608 | 9/13/2021 | 270 | 144,787.26 | |
| 1895480 | 2206616 | 9/13/2021 | 270 | 140,556.37 | |
| 1895490 | 2206632 | 9/13/2021 | 270 | 105,343.48 | |
| 1895463 | 2206599 | 9/13/2021 | 270 | 95,025.00 | |
| 1895478 | 2206614 | 9/13/2021 | 270 | 84,943.70 | |
| 1895509 | 2206656 | 9/13/2021 | 270 | 78,478.03 | |
| 1895465 | 2206601 | 9/13/2021 | 270 | 71,985.00 | |
| 1895467 | 2206603 | 9/13/2021 | 270 | 65,875.00 | |
| 1895497 | 2206644 | 9/13/2021 | 270 | 50,230.00 | |
| 1895197 | 2750901 | 9/13/2021 | 270 | 50,027.56 | |
| 1895510 | 2206657 | 9/13/2021 | 270 | 44,493.46 | |
| 1895531 | 2206678 | 9/13/2021 | 270 | 31,661.57 | |
| 1895469 | 2206605 | 9/13/2021 | 270 | 23,595.89 | |
| 1895190 | 2700908 AIRS TAX | 9/13/2021 | 270 | 18,363.42 | |
| 1895474 | 2206610 | 9/13/2021 | 270 | 15,761.67 | |
| 1895498 | 2206645 | 9/13/2021 | 270 | 14,175.00 | |
| 1895523 | 2206670 | 9/13/2021 | 270 | 13,659.00 | |
| 1895196 | 2700904 | 9/13/2021 | 270 | 9,150.00 | |
| 1895499 | 2206646 | 9/13/2021 | 270 | 9,112.25 | |
| 1895518 | 2206665 | 9/13/2021 | 270 | 9,021.86 | |
| 1895487 | 2206629 | 9/13/2021 | 270 | 9,000.00 | |
| 1895511 | 2206658 | 9/13/2021 | 270 | 8,136.55 | |
| 1895516 | 2206663 | 9/13/2021 | 270 | 7,838.90 | |
| 1895484 | 2206626 | 9/13/2021 | 270 | 7,785.89 | |
| 1895479 | 2206615 | 9/13/2021 | 270 | 7,516.11 | |
| 1895500 | 2206647 | 9/13/2021 | 270 | 7,300.00 | |
| 1895515 | 2206662 | 9/13/2021 | 270 | 5,889.51 | |
| 1895473 | 2206609 | 9/13/2021 | 270 | 4,528.35 | |
| 1895558 | 2206727 | 9/13/2021 | 270 | 4,425.00 | |
| 1895521 | 2206668 | 9/13/2021 | 270 | 3,544.77 | |
| 1895525 | 2206672 | 9/13/2021 | 270 | 3,093.00 | |
| 1895495 | 2206641 | 9/13/2021 | 270 | 3,085.00 | |
| 1895475 | 2206611 | 9/13/2021 | 270 | 2,945.36 | |
| 1895522 | 2206669 | 9/13/2021 | 270 | 2,664.20 | |
| 1895476 | 2206612 | 9/13/2021 | 270 | 2,596.39 | |
| 1895462 | 2206598 | 9/13/2021 | 270 | 2,213.00 | |
| 1895530 | 2206677 | 9/13/2021 | 270 | 2,179.86 | |
| 1895529 | 2206676 | 9/13/2021 | 270 | 2,137.50 | |
| 1895485 | 2206627 | 9/13/2021 | 270 | 1,888.00 | |
| 1895512 | 2206659 | 9/13/2021 | 270 | 1,878.21 | |
| 1895538 | 2206685 | 9/13/2021 | 270 | 1,772.15 | |
| 1895491 | 2206633 | 9/13/2021 | 270 | 1,700.00 | |
| 1895524 | 2206671 | 9/13/2021 | 270 | 1,670.00 | |
| 1895489 | 2206631 | 9/13/2021 | 270 | 1,635.46 | |
| 1895483 | 2206625 | 9/13/2021 | 270 | 1,538.00 | |
| 1895493 | 2206637 | 9/13/2021 | 270 | 1,475.25 | |
| 1895527 | 2206674 | 9/13/2021 | 270 | 1,040.00 | |

Run Date: 12/30/2021
 Run Time: 2:44:16PM

Demand Account Activity

Page: 72
 User: 0

Start Date: 7/1/2021 End Date: 12/31/2021

| Jnl. Entry | Ref # | Trx. Date | Ledger | Debit Amount | Credit Amount |
|------------|-------------------|-----------|--------|---------------|---------------|
| 1895482 | 2206624 | 9/13/2021 | 270 | 753.00 | |
| 1895481 | 2206623 | 9/13/2021 | 270 | 670.00 | |
| 1895464 | 2206600 | 9/13/2021 | 270 | 600.00 | |
| 1895513 | 2206660 | 9/13/2021 | 270 | 514.04 | |
| 1895466 | 2206602 | 9/13/2021 | 270 | 400.00 | |
| 1895496 | 2206643 | 9/13/2021 | 270 | 350.00 | |
| 1895468 | 2206604 | 9/13/2021 | 270 | 300.00 | |
| 1895494 | 2206639 | 9/13/2021 | 270 | 286.50 | |
| 1895528 | 2206675 | 9/13/2021 | 270 | 271.18 | |
| 1895492 | 2206634 | 9/13/2021 | 270 | 240.00 | |
| 1895477 | 2206613 | 9/13/2021 | 270 | 237.00 | |
| 1895488 | 2206630 | 9/13/2021 | 270 | 184.00 | |
| 1895526 | 2206673 | 9/13/2021 | 270 | 178.50 | |
| 1895456 | 0800901 | 9/13/2021 | 270 | 93.00 | |
| 1895517 | 2206664 | 9/13/2021 | 270 | 0.04 | |
| 1895457 | DFA EFT REV 9/13/ | 9/13/2021 | 270 | | 25,199.81 |
| 1895458 | DSMV E TICKET RE | 9/13/2021 | 270 | | 350.00 |
| 1895193 | 2700901 | 9/13/2021 | 270 | | 360.00 |
| 1895194 | 2700902 | 9/13/2021 | 270 | | 19,868,160.61 |
| 1895195 | 2700903 | 9/13/2021 | 270 | | 1,384,883.04 |
| 1895199 | 2700905 | 9/13/2021 | 270 | | 39,982,847.23 |
| 1895202 | 2700906 | 9/13/2021 | 270 | | 7,406,860.52 |
| 1896057 | 2740901 | 9/14/2021 | 270 | 56,972,594.18 | |
| 1896048 | 2700907 AIRS TAX | 9/14/2021 | 270 | 50,550,051.12 | |
| 1896110 | 2206788 | 9/14/2021 | 270 | 15,480,482.80 | |
| 1896056 | 3000902 | 9/14/2021 | 270 | 8,000,000.00 | |
| 1896152 | 0810901 | 9/14/2021 | 270 | 738,111.24 | |
| 1896095 | 2206770 | 9/14/2021 | 270 | 423,684.20 | |
| 1896093 | 2206767 | 9/14/2021 | 270 | 366,558.38 | |
| 1896092 | 2206766 | 9/14/2021 | 270 | 337,805.42 | |
| 1896076 | 2206745 | 9/14/2021 | 270 | 324,990.75 | |
| 1896097 | 2206775 | 9/14/2021 | 270 | 180,102.64 | |
| 1896123 | 2206802 | 9/14/2021 | 270 | 154,406.30 | |
| 1896124 | 2206809 | 9/14/2021 | 270 | 132,469.16 | |
| 1896109 | 2206787 | 9/14/2021 | 270 | 98,977.92 | |
| 1896108 | 2206786 | 9/14/2021 | 270 | 68,505.00 | |
| 1896107 | 2206785 | 9/14/2021 | 270 | 52,242.76 | |
| 1896111 | 2206789 | 9/14/2021 | 270 | 38,947.72 | |
| 1896094 | 2206768 | 9/14/2021 | 270 | 36,636.29 | |
| 1896091 | 2206765 | 9/14/2021 | 270 | 32,238.15 | |
| 1896098 | 2206776 | 9/14/2021 | 270 | 31,429.51 | |
| 1896106 | 2206784 | 9/14/2021 | 270 | 27,342.94 | |
| 1896053 | 2700910 AIRS DSM | 9/14/2021 | 270 | 25,098.57 | |
| 1896073 | 2206742 | 9/14/2021 | 270 | 24,589.23 | |
| 1896090 | 2206764 | 9/14/2021 | 270 | 24,082.39 | |
| 1896050 | 2700908 AIRS TAX | 9/14/2021 | 270 | 23,458.09 | |
| 1896105 | 2206783 | 9/14/2021 | 270 | 20,285.31 | |
| 1896119 | 2206797 | 9/14/2021 | 270 | 13,411.00 | |
| 1896117 | 2206795 | 9/14/2021 | 270 | 12,748.00 | |
| 1896104 | 2206782 | 9/14/2021 | 270 | 8,872.59 | |
| 1896089 | 2206763 | 9/14/2021 | 270 | 6,605.79 | |
| 1896103 | 2206781 | 9/14/2021 | 270 | 6,250.00 | |
| 1896072 | 2206741 | 9/14/2021 | 270 | 6,173.00 | |
| 1896074 | 2206743 | 9/14/2021 | 270 | 5,768.59 | |
| 1896075 | 2206744 | 9/14/2021 | 270 | 5,263.02 | |
| 1896118 | 2206796 | 9/14/2021 | 270 | 5,259.12 | |

Run Date: 12/30/2021
 Run Time: 2:44:16PM

Demand Account Activity

Start Date: 7/1/2021 End Date: 12/31/2021

Page: 73
 User: 0

| Jnl. Entry | Ref # | Trx. Date | Ledger | Debit Amount | Credit Amount |
|------------|-------------------|-----------|--------|---------------|---------------|
| 1896088 | 2206762 | 9/14/2021 | 270 | 4,140.53 | |
| 1896087 | 2206761 | 9/14/2021 | 270 | 4,040.53 | |
| 1896084 | 2206758 | 9/14/2021 | 270 | 3,319.37 | |
| 1896086 | 2206760 | 9/14/2021 | 270 | 3,168.54 | |
| 1896114 | 2206792 | 9/14/2021 | 270 | 2,895.00 | |
| 1896081 | 2206753 | 9/14/2021 | 270 | 2,605.00 | |
| 1896052 | 2700909 AIRS DSM | 9/14/2021 | 270 | 2,598.90 | |
| 1896126 | 2206811 | 9/14/2021 | 270 | 2,565.55 | |
| 1896054 | 2700911 AIRS DSM | 9/14/2021 | 270 | 1,700.00 | |
| 1896082 | 2206755 | 9/14/2021 | 270 | 1,690.00 | |
| 1896065 | 2700904 | 9/14/2021 | 270 | 1,650.00 | |
| 1896077 | 2206746 | 9/14/2021 | 270 | 1,100.00 | |
| 1896134 | 2206826 | 9/14/2021 | 270 | 979.19 | |
| 1896058 | 2750901 | 9/14/2021 | 270 | 641.63 | |
| 1896083 | 2206757 | 9/14/2021 | 270 | 620.00 | |
| 1896085 | 2206759 | 9/14/2021 | 270 | 496.31 | |
| 1896120 | 2206799 | 9/14/2021 | 270 | 450.00 | |
| 1896080 | 2206751 | 9/14/2021 | 270 | 447.65 | |
| 1896079 | 2206750 | 9/14/2021 | 270 | 426.50 | |
| 1896125 | 2206810 | 9/14/2021 | 270 | 293.64 | |
| 1896096 | 2206773 | 9/14/2021 | 270 | 266.30 | |
| 1896102 | 2206780 | 9/14/2021 | 270 | 265.09 | |
| 1896113 | 2206791 | 9/14/2021 | 270 | 238.50 | |
| 1896078 | 2206747 | 9/14/2021 | 270 | 220.00 | |
| 1896101 | 2206779 | 9/14/2021 | 270 | 153.13 | |
| 1896100 | 2206778 | 9/14/2021 | 270 | 29.84 | |
| 1896099 | 2206777 | 9/14/2021 | 270 | 8.61 | |
| 1896066 | DFA EFT REV 9/14/ | 9/14/2021 | 270 | | 13,331.10 |
| 1896071 | DSMV E TICKET RE | 9/14/2021 | 270 | | 100.00 |
| 1896062 | 2700901 | 9/14/2021 | 270 | | 10,110,813.47 |
| 1896063 | 2700902 | 9/14/2021 | 270 | | 518.08 |
| 1896064 | 2700903 | 9/14/2021 | 270 | | 88,506,725.76 |
| 1896067 | 700905 | 9/14/2021 | 270 | | 7,438,958.34 |
| 1896068 | 2700906 | 9/14/2021 | 270 | | 2,256,814.42 |
| 1896153 | 2700915 | 9/14/2021 | 270 | | 26,000,000.00 |
| 1896705 | 2700908 AIRS TAX | 9/15/2021 | 270 | 63,709,533.73 | |
| 1896751 | 2206884 | 9/15/2021 | 270 | 12,514,949.50 | |
| 1896739 | 2206869 | 9/15/2021 | 270 | 9,303,825.49 | |
| 1896776 | 2206917 | 9/15/2021 | 270 | 4,214,247.77 | |
| 1896707 | 2700910 AIRS DSM | 9/15/2021 | 270 | 4,208,035.43 | |
| 1896733 | 0810901 | 9/15/2021 | 270 | 4,101,873.51 | |
| 1896712 | 3000902 | 9/15/2021 | 270 | 4,000,000.00 | |
| 1896721 | 4720901 | 9/15/2021 | 270 | 1,141,494.70 | |
| 1896784 | 2206928 | 9/15/2021 | 270 | 976,110.91 | |
| 1896722 | 2740901 | 9/15/2021 | 270 | 853,242.74 | |
| 1896778 | 2206922 | 9/15/2021 | 270 | 740,923.76 | |
| 1896742 | 2206872 | 9/15/2021 | 270 | 740,000.00 | |
| 1896752 | 2206885 | 9/15/2021 | 270 | 522,169.20 | |
| 1896735 | 2206865 | 9/15/2021 | 270 | 334,766.92 | |
| 1896783 | 2206927 | 9/15/2021 | 270 | 320,977.43 | |
| 1896749 | 2206880 | 9/15/2021 | 270 | 319,720.75 | |
| 1896777 | 2206920 | 9/15/2021 | 270 | 272,789.14 | |
| 1896759 | 2206897 | 9/15/2021 | 270 | 191,999.31 | |
| 1896772 | 2206913 | 9/15/2021 | 270 | 172,762.33 | |
| 1896762 | 2206902 | 9/15/2021 | 270 | 144,404.10 | |
| 1896736 | 2206866 | 9/15/2021 | 270 | 130,968.75 | |

Run Date: 12/30/2021
 Run Time: 2:44:16PM

Demand Account Activity

Start Date: 7/1/2021 End Date: 12/31/2021

Page: 74
 User: 0

| Jnl. Entry | Ref # | Trx. Date | Ledger | Debit Amount | Credit Amount |
|------------|----------------------|-----------|--------|--------------|---------------|
| 1896771 | 2206912 | 9/15/2021 | 270 | 120,034.79 | |
| 1896760 | 2206898 | 9/15/2021 | 270 | 119,150.37 | |
| 1896753 | 2206886 | 9/15/2021 | 270 | 113,934.86 | |
| 1896717 | 2700904 | 9/15/2021 | 270 | 95,599.19 | |
| 1896743 | 2206873 | 9/15/2021 | 270 | 86,020.54 | |
| 1896744 | 2206874 | 9/15/2021 | 270 | 81,103.77 | |
| 1896706 | 2700909 AIRS DSM | 9/15/2021 | 270 | 79,724.47 | |
| 1896807 | 2206969 | 9/15/2021 | 270 | 72,168.08 | |
| 1896782 | 2206926 | 9/15/2021 | 270 | 68,986.64 | |
| 1896748 | 2206879 | 9/15/2021 | 270 | 67,658.24 | |
| 1896770 | 2206911 | 9/15/2021 | 270 | 58,177.70 | |
| 1896790 | 2206934 | 9/15/2021 | 270 | 39,011.04 | |
| 1896709 | 2700912 AIRS DSM | 9/15/2021 | 270 | 36,639.92 | |
| 1896723 | 2750901 | 9/15/2021 | 270 | 33,051.53 | |
| 1896769 | 2206910 | 9/15/2021 | 270 | 30,659.30 | |
| 1896786 | 2206930 | 9/15/2021 | 270 | 23,609.00 | |
| 1896781 | 2206925 | 9/15/2021 | 270 | 13,385.13 | |
| 1896745 | 2206875 | 9/15/2021 | 270 | 13,263.16 | |
| 1896761 | 2206899 | 9/15/2021 | 270 | 4,652.56 | |
| 1896775 | 2206916 | 9/15/2021 | 270 | 3,000.00 | |
| 1896757 | 2206893 | 9/15/2021 | 270 | 2,895.00 | |
| 1896750 | 2206882 | 9/15/2021 | 270 | 2,784.93 | |
| 1896715 | 2700902 | 9/15/2021 | 270 | 2,543.00 | |
| 1896788 | 2206932 | 9/15/2021 | 270 | 2,345.00 | |
| 1896768 | 2206908 | 9/15/2021 | 270 | 2,208.00 | |
| 1896756 | 2206891 | 9/15/2021 | 270 | 1,728.25 | |
| 1896754 | 2206887 | 9/15/2021 | 270 | 1,720.00 | |
| 1896740 | 2206870 | 9/15/2021 | 270 | 1,700.00 | |
| 1896785 | 2206929 | 9/15/2021 | 270 | 1,699.00 | |
| 1896767 | 2206907 | 9/15/2021 | 270 | 1,616.00 | |
| 1896787 | 2206931 | 9/15/2021 | 270 | 1,575.00 | |
| 1896737 | 2206867 | 9/15/2021 | 270 | 1,262.46 | |
| 1896708 | 2700911 AIRS DSM | 9/15/2021 | 270 | 1,019.25 | |
| 1896766 | 2206906 | 9/15/2021 | 270 | 953.00 | |
| 1896758 | 2206895 | 9/15/2021 | 270 | 629.00 | |
| 1896765 | 2206905 | 9/15/2021 | 270 | 622.46 | |
| 1896738 | 2206868 | 9/15/2021 | 270 | 583.73 | |
| 1896741 | 2206871 | 9/15/2021 | 270 | 278.91 | |
| 1896780 | 2206924 | 9/15/2021 | 270 | 215.15 | |
| 1896747 | 2206878 | 9/15/2021 | 270 | 150.00 | |
| 1896789 | 2206933 | 9/15/2021 | 270 | 138.25 | |
| 1896704 | 2700907 AIRS TAX | 9/15/2021 | 270 | 100.00 | |
| 1896710 | 2700912 AIRS DSM | 9/15/2021 | 270 | 100.00 | |
| 1896731 | Correct Journal Entr | 9/15/2021 | 270 | 100.00 | |
| 1896755 | 2206888 | 9/15/2021 | 270 | 100.00 | |
| 1896746 | 2206876 | 9/15/2021 | 270 | 99.31 | |
| 1896764 | 2206904 | 9/15/2021 | 270 | 87.30 | |
| 1896763 | 2206903 | 9/15/2021 | 270 | 46.20 | |
| 1896791 | 2206935 | 9/15/2021 | 270 | 33.08 | |
| 1896779 | 2206923 | 9/15/2021 | 270 | 3.15 | |
| 1896729 | 8009747 EFT REV C | 9/15/2021 | 270 | | 33,379.18 |
| 1896730 | 8009748 EFT SST F | 9/15/2021 | 270 | | 14,471.26 |
| 1896732 | CORRECT JE 1896 | 9/15/2021 | 270 | | 100.00 |
| 1896714 | 2700901 | 9/15/2021 | 270 | | 12,048,950.07 |
| 1896716 | 2700903 | 9/15/2021 | 270 | | 5.00 |
| 1896718 | 2700905 | 9/15/2021 | 270 | | 9,935,352.99 |

Run Date: 12/30/2021
 Run Time: 2:44:16PM

Demand Account Activity

Start Date: 7/1/2021 End Date: 12/31/2021

Page: 75
 User: 0

| Jnl. Entry | Ref # | Trx. Date | Ledger | Debit Amount | Credit Amount |
|------------|---------------------|-----------|--------|----------------|---------------|
| 1896719 | 2700906 | 9/15/2021 | 270 | | 9,303,825.49 |
| 1896720 | 2700913 | 9/15/2021 | 270 | | 66,418,643.98 |
| 1896728 | Back Out Journal Er | 9/15/2021 | 270 | | 100.00 |
| 1896734 | 2780901 | 9/15/2021 | 270 | | 12,000,000.00 |
| 1897207 | 2700907 AIRS TAX | 9/16/2021 | 270 | 166,496,117.21 | |
| 1897259 | 2207047 | 9/16/2021 | 270 | 40,715,406.99 | |
| 1897217 | 3000904 | 9/16/2021 | 270 | 21,000,000.00 | |
| 1897227 | 0810901 | 9/16/2021 | 270 | 2,325,619.05 | |
| 1897317 | 2207122 | 9/16/2021 | 270 | 437,445.00 | |
| 1897236 | 2207016 | 9/16/2021 | 270 | 418,801.28 | |
| 1897239 | 2207020 | 9/16/2021 | 270 | 235,365.71 | |
| 1897258 | 2207046 | 9/16/2021 | 270 | 188,882.45 | |
| 1897208 | 2700908 AIRS TAX | 9/16/2021 | 270 | 146,296.85 | |
| 1897210 | 2700910 AIRS DSM | 9/16/2021 | 270 | 125,614.91 | |
| 1897266 | 2207054 | 9/16/2021 | 270 | 118,868.89 | |
| 1897271 | 2207059 | 9/16/2021 | 270 | 81,410.16 | |
| 1897257 | 2207045 | 9/16/2021 | 270 | 73,471.76 | |
| 1897265 | 2207053 | 9/16/2021 | 270 | 60,426.21 | |
| 1897318 | 2207124 | 9/16/2021 | 270 | 58,335.32 | |
| 1897264 | 2207052 | 9/16/2021 | 270 | 34,350.68 | |
| 1897256 | 2207044 | 9/16/2021 | 270 | 19,066.64 | |
| 1897255 | 2207043 | 9/16/2021 | 270 | 16,877.75 | |
| 1897222 | 2750901 | 9/16/2021 | 270 | 16,114.20 | |
| 1897319 | 2207125 | 9/16/2021 | 270 | 14,023.83 | |
| 1897298 | 2207088 | 9/16/2021 | 270 | 12,324.00 | |
| 1897232 | 2207012 | 9/16/2021 | 270 | 11,567.00 | |
| 1897280 | 2207070 | 9/16/2021 | 270 | 10,619.00 | |
| 1897263 | 2207051 | 9/16/2021 | 270 | 10,000.00 | |
| 1897254 | 2207042 | 9/16/2021 | 270 | 8,928.00 | |
| 1897247 | 2207034 | 9/16/2021 | 270 | 7,500.00 | |
| 1897253 | 2207041 | 9/16/2021 | 270 | 6,701.52 | |
| 1897262 | 2207050 | 9/16/2021 | 270 | 6,478.75 | |
| 1897238 | 2207019 | 9/16/2021 | 270 | 6,416.41 | |
| 1897244 | 2207029 | 9/16/2021 | 270 | 6,250.00 | |
| 1897237 | 2207018 | 9/16/2021 | 270 | 5,790.40 | |
| 1897243 | 2207027 | 9/16/2021 | 270 | 5,789.25 | |
| 1897250 | 2207038 | 9/16/2021 | 270 | 4,818.85 | |
| 1897246 | 2207033 | 9/16/2021 | 270 | 4,383.71 | |
| 1897279 | 2207069 | 9/16/2021 | 270 | 2,920.00 | |
| 1897249 | 2207036 | 9/16/2021 | 270 | 2,723.15 | |
| 1897241 | 2207023 | 9/16/2021 | 270 | 2,520.00 | |
| 1897281 | 2207071 | 9/16/2021 | 270 | 2,267.79 | |
| 1897296 | 2207086 | 9/16/2021 | 270 | 1,990.00 | |
| 1897234 | 2207014 | 9/16/2021 | 270 | 1,710.80 | |
| 1897295 | 2207085 | 9/16/2021 | 270 | 1,555.00 | |
| 1897231 | 2207011 | 9/16/2021 | 270 | 880.00 | |
| 1897230 | 2207010 | 9/16/2021 | 270 | 740.00 | |
| 1897240 | 2207021 | 9/16/2021 | 270 | 667.09 | |
| 1897245 | 2207031 | 9/16/2021 | 270 | 410.00 | |
| 1897261 | 2207049 | 9/16/2021 | 270 | 385.27 | |
| 1897229 | 2207009 | 9/16/2021 | 270 | 370.00 | |
| 1897297 | 2207087 | 9/16/2021 | 270 | 326.25 | |
| 1897228 | 2207008 | 9/16/2021 | 270 | 200.00 | |
| 1897209 | 2700909 AIRS DSM | 9/16/2021 | 270 | 165.33 | |
| 1897235 | 2207015 | 9/16/2021 | 270 | 150.00 | |
| 1897277 | 2207067 | 9/16/2021 | 270 | 135.00 | |

Run Date: 12/30/2021
 Run Time: 2:44:16PM

Demand Account Activity

Start Date: 7/1/2021 End Date: 12/31/2021

Page: 76
 User: 0

| Jnl. Entry | Ref # | Trx. Date | Ledger | Debit Amount | Credit Amount |
|------------|----------------------|-----------|--------|----------------|----------------|
| 1897242 | 2207024 | 9/16/2021 | 270 | 120.00 | |
| 1897252 | 2207040 | 9/16/2021 | 270 | 50.18 | |
| 1897260 | 2207048 | 9/16/2021 | 270 | 40.01 | |
| 1897251 | 2207039 | 9/16/2021 | 270 | 30.00 | |
| 1897248 | 2207035 | 9/16/2021 | 270 | 25.07 | |
| 1897233 | 2207013 | 9/16/2021 | 270 | 4.25 | |
| 1897226 | 2700903 | 9/16/2021 | 270 | 1.20 | |
| 1896834 | CD ACH Bank Trans | 9/16/2021 | 270 | | 1,712,000.00 |
| 1897213 | 8009753 EFT REV | 9/16/2021 | 270 | | 8,664.07 |
| 1897218 | 2700901 | 9/16/2021 | 270 | | 35,702,510.16 |
| 1897219 | 2700902 | 9/16/2021 | 270 | | 182.00 |
| 1897220 | 2700904 | 9/16/2021 | 270 | | 6,532,282.96 |
| 1897221 | 2700905 | 9/16/2021 | 270 | | 158,453,413.63 |
| 1897321 | 2780901 | 9/16/2021 | 270 | | 31,000,000.00 |
| 1897676 | 2700907 AIRS TAX | 9/17/2021 | 270 | 109,190,653.92 | |
| 1897785 | 2207251 | 9/17/2021 | 270 | 40,408,892.38 | |
| 1897798 | 2780901 | 9/17/2021 | 270 | 31,000,000.00 | |
| 1897690 | 2740901 | 9/17/2021 | 270 | 17,081,223.17 | |
| 1897682 | 3000902 | 9/17/2021 | 270 | 10,000,000.00 | |
| 1897700 | Correct Journal Entr | 9/17/2021 | 270 | 10,000,000.00 | |
| 1897708 | 2207146 | 9/17/2021 | 270 | 8,633,835.50 | |
| 1897797 | 0810901 | 9/17/2021 | 270 | 5,700,521.57 | |
| 1897757 | 2207210 | 9/17/2021 | 270 | 4,946,770.33 | |
| 1897770 | 2207224 | 9/17/2021 | 270 | 1,422,421.11 | |
| 1897787 | 2207254 | 9/17/2021 | 270 | 874,175.68 | |
| 1897711 | 2207149 | 9/17/2021 | 270 | 836,723.51 | |
| 1897691 | 2750901 | 9/17/2021 | 270 | 710,884.07 | |
| 1897756 | 2207209 | 9/17/2021 | 270 | 296,271.63 | |
| 1897768 | 2207222 | 9/17/2021 | 270 | 242,789.31 | |
| 1897765 | 2207219 | 9/17/2021 | 270 | 240,460.59 | |
| 1897704 | 2207139 | 9/17/2021 | 270 | 216,000.00 | |
| 1897733 | 2207182 | 9/17/2021 | 270 | 201,932.27 | |
| 1897702 | 2207137 | 9/17/2021 | 270 | 119,760.26 | |
| 1897771 | 2207225 | 9/17/2021 | 270 | 116,381.00 | |
| 1897784 | 2207250 | 9/17/2021 | 270 | 109,945.00 | |
| 1897703 | 2207138 | 9/17/2021 | 270 | 90,034.58 | |
| 1897731 | 2207180 | 9/17/2021 | 270 | 86,072.27 | |
| 1897721 | 2207162 | 9/17/2021 | 270 | 45,997.16 | |
| 1897715 | 2207153 | 9/17/2021 | 270 | 38,813.51 | |
| 1897712 | 2207150 | 9/17/2021 | 270 | 34,767.42 | |
| 1897755 | 2207208 | 9/17/2021 | 270 | 30,736.79 | |
| 1897677 | 2700908 AIRS DSM | 9/17/2021 | 270 | 23,451.46 | |
| 1897754 | 2207207 | 9/17/2021 | 270 | 22,847.73 | |
| 1897762 | 2207216 | 9/17/2021 | 270 | 14,987.00 | |
| 1897717 | 2207155 | 9/17/2021 | 270 | 11,654.83 | |
| 1897766 | 2207220 | 9/17/2021 | 270 | 11,606.57 | |
| 1897716 | 2207154 | 9/17/2021 | 270 | 7,847.67 | |
| 1897753 | 2207206 | 9/17/2021 | 270 | 7,631.43 | |
| 1897679 | 2700910 AIRS DSM | 9/17/2021 | 270 | 7,527.51 | |
| 1897710 | 2207148 | 9/17/2021 | 270 | 7,458.00 | |
| 1897719 | 2207158 | 9/17/2021 | 270 | 6,877.70 | |
| 1897689 | 2700906 | 9/17/2021 | 270 | 6,000.00 | |
| 1897709 | 2207147 | 9/17/2021 | 270 | 4,962.00 | |
| 1897720 | 2207159 | 9/17/2021 | 270 | 4,238.13 | |
| 1897764 | 2207218 | 9/17/2021 | 270 | 4,135.00 | |
| 1897748 | 2207201 | 9/17/2021 | 270 | 4,067.18 | |

Run Date: 12/30/2021
 Run Time: 2:44:16PM

Demand Account Activity

Start Date: 7/1/2021 End Date: 12/31/2021

Page: 77
 User: 0

| Jnl. Entry | Ref # | Trx. Date | Ledger | Debit Amount | Credit Amount |
|------------|---------------------|-----------|--------|---------------|----------------|
| 1897680 | 2700911 AIRS DSM | 9/17/2021 | 270 | 3,200.00 | |
| 1897713 | 2207151 | 9/17/2021 | 270 | 3,113.33 | |
| 1897726 | 2207172 | 9/17/2021 | 270 | 2,660.75 | |
| 1897727 | 2207174 | 9/17/2021 | 270 | 2,620.00 | |
| 1897723 | 2207167 | 9/17/2021 | 270 | 2,002.38 | |
| 1897724 | 2207168 | 9/17/2021 | 270 | 1,900.00 | |
| 1897714 | 2207152 | 9/17/2021 | 270 | 1,883.77 | |
| 1897761 | 2207215 | 9/17/2021 | 270 | 1,795.00 | |
| 1897767 | 2207221 | 9/17/2021 | 270 | 1,606.23 | |
| 1897737 | 2207186 | 9/17/2021 | 270 | 1,572.20 | |
| 1897752 | 2207205 | 9/17/2021 | 270 | 1,365.25 | |
| 1897734 | 2207183 | 9/17/2021 | 270 | 1,309.85 | |
| 1897730 | 2207179 | 9/17/2021 | 270 | 1,304.90 | |
| 1897783 | 2207248 | 9/17/2021 | 270 | 1,182.18 | |
| 1897722 | 2207165 | 9/17/2021 | 270 | 1,057.96 | |
| 1897735 | 2207184 | 9/17/2021 | 270 | 849.49 | |
| 1897728 | 2207176 | 9/17/2021 | 270 | 841.50 | |
| 1897729 | 2207178 | 9/17/2021 | 270 | 712.54 | |
| 1897751 | 2207204 | 9/17/2021 | 270 | 675.24 | |
| 1897750 | 2207203 | 9/17/2021 | 270 | 665.26 | |
| 1897678 | 2700909 AIRS DSM | 9/17/2021 | 270 | 648.69 | |
| 1897736 | 2207185 | 9/17/2021 | 270 | 643.69 | |
| 1897718 | 2207157 | 9/17/2021 | 270 | 598.49 | |
| 1897769 | 2207223 | 9/17/2021 | 270 | 572.80 | |
| 1897760 | 2207213 | 9/17/2021 | 270 | 377.81 | |
| 1897763 | 2207217 | 9/17/2021 | 270 | 290.00 | |
| 1897725 | 2207169 | 9/17/2021 | 270 | 120.00 | |
| 1897707 | 2207145 | 9/17/2021 | 270 | 67.20 | |
| 1897696 | 0800901 | 9/17/2021 | 270 | 50.00 | |
| 1897749 | 2207202 | 9/17/2021 | 270 | 0.83 | |
| 1897732 | 2207181 | 9/17/2021 | 270 | 0.04 | |
| 1897323 | CD ACH Bank Trans | 9/17/2021 | 270 | | 6,984,000.00 |
| 1897687 | 8009754 EFT REV C | 9/17/2021 | 270 | | 82,825.54 |
| 1897683 | 2700901 | 9/17/2021 | 270 | | 1,702,871.33 |
| 1897684 | 2700902 | 9/17/2021 | 270 | | 8,633,835.50 |
| 1897685 | 2700903 | 9/17/2021 | 270 | | 58,982,596.65 |
| 1897686 | 2700904 | 9/17/2021 | 270 | | 4,919,829.99 |
| 1897688 | 2700905 | 9/17/2021 | 270 | | 150,731,653.58 |
| 1897699 | Back Out Journal Er | 9/17/2021 | 270 | | 10,000,000.00 |
| 1898072 | 222700901EFT AIRS | 9/20/2021 | 270 | 37,809,762.32 | |
| 1898196 | 222700920 | 9/20/2021 | 270 | 27,000,000.00 | |
| 1898148 | 2207353 | 9/20/2021 | 270 | 15,500,000.00 | |
| 1898056 | 222700907 | 9/20/2021 | 270 | 11,000,000.00 | |
| 1898195 | 222700920 | 9/20/2021 | 270 | 3,462,923.87 | |
| 1898171 | 2207379 | 9/20/2021 | 270 | 2,689,330.15 | |
| 1898091 | 2207279 | 9/20/2021 | 270 | 1,291,694.45 | |
| 1898119 | 2207313 | 9/20/2021 | 270 | 553,846.76 | |
| 1898107 | 2207301 | 9/20/2021 | 270 | 416,612.64 | |
| 1898127 | 2207326 | 9/20/2021 | 270 | 415,864.43 | |
| 1898128 | 2207327 | 9/20/2021 | 270 | 370,305.64 | |
| 1898095 | 2207283 | 9/20/2021 | 270 | 344,892.00 | |
| 1898103 | 2207296 | 9/20/2021 | 270 | 255,477.50 | |
| 1898153 | 2207358 | 9/20/2021 | 270 | 189,586.42 | |
| 1898090 | 2207278 | 9/20/2021 | 270 | 124,360.00 | |
| 1898118 | 2207312 | 9/20/2021 | 270 | 102,282.39 | |
| 1898104 | 2207297 | 9/20/2021 | 270 | 100,748.41 | |

Run Date: 12/30/2021
 Run Time: 2:44:16PM

Demand Account Activity

Start Date: 7/1/2021 End Date: 12/31/2021

Page: 78
 User: 0

| Jnl. Entry | Ref # | Trx. Date | Ledger | Debit Amount | Credit Amount |
|------------|-------------------|-----------|--------|--------------|---------------|
| 1898147 | 2207352 | 9/20/2021 | 270 | 98,757.64 | |
| 1898106 | 2207300 | 9/20/2021 | 270 | 47,689.37 | |
| 1898102 | 2207295 | 9/20/2021 | 270 | 44,520.00 | |
| 1898133 | 2207332 | 9/20/2021 | 270 | 43,708.63 | |
| 1898125 | 2207324 | 9/20/2021 | 270 | 37,852.30 | |
| 1898076 | 222700904IRP CC A | 9/20/2021 | 270 | 36,111.73 | |
| 1898169 | 2207377 | 9/20/2021 | 270 | 34,114.50 | |
| 1898086 | 2207274 | 9/20/2021 | 270 | 30,887.88 | |
| 1898088 | 2207276 | 9/20/2021 | 270 | 23,909.95 | |
| 1898166 | 2207374 | 9/20/2021 | 270 | 22,905.21 | |
| 1898154 | 2207359 | 9/20/2021 | 270 | 20,251.77 | |
| 1898111 | 2207305 | 9/20/2021 | 270 | 18,562.14 | |
| 1898175 | 2207384 | 9/20/2021 | 270 | 18,288.22 | |
| 1898130 | 2207329 | 9/20/2021 | 270 | 17,684.74 | |
| 1898110 | 2207304 | 9/20/2021 | 270 | 14,745.55 | |
| 1898162 | 2207370 | 9/20/2021 | 270 | 13,698.00 | |
| 1898167 | 2207375 | 9/20/2021 | 270 | 11,735.25 | |
| 1898089 | 2207277 | 9/20/2021 | 270 | 9,160.00 | |
| 1898092 | 2207280 | 9/20/2021 | 270 | 8,814.89 | |
| 1898149 | 2207354 | 9/20/2021 | 270 | 7,270.00 | |
| 1898131 | 2207330 | 9/20/2021 | 270 | 5,619.19 | |
| 1898117 | 2207311 | 9/20/2021 | 270 | 4,935.90 | |
| 1898113 | 2207307 | 9/20/2021 | 270 | 4,589.83 | |
| 1898105 | 2207299 | 9/20/2021 | 270 | 3,879.76 | |
| 1898099 | 2207290 | 9/20/2021 | 270 | 3,680.00 | |
| 1898093 | 2207281 | 9/20/2021 | 270 | 3,417.25 | |
| 1898108 | 2207302 | 9/20/2021 | 270 | 3,257.62 | |
| 1898156 | 2207361 | 9/20/2021 | 270 | 3,095.50 | |
| 1898094 | 2207282 | 9/20/2021 | 270 | 3,086.85 | |
| 1898165 | 2207373 | 9/20/2021 | 270 | 2,395.00 | |
| 1898116 | 2207310 | 9/20/2021 | 270 | 1,922.00 | |
| 1898163 | 2207371 | 9/20/2021 | 270 | 1,815.00 | |
| 1898058 | 222700909 | 9/20/2021 | 270 | 1,612.91 | |
| 1898098 | 2207288 | 9/20/2021 | 270 | 1,601.75 | |
| 1898115 | 2207309 | 9/20/2021 | 270 | 1,586.00 | |
| 1898176 | 2207385 | 9/20/2021 | 270 | 1,500.00 | |
| 1898054 | 222700905 | 9/20/2021 | 270 | 1,483.00 | |
| 1898152 | 2207357 | 9/20/2021 | 270 | 1,460.00 | |
| 1898096 | 2207284 | 9/20/2021 | 270 | 1,430.00 | |
| 1898155 | 2207360 | 9/20/2021 | 270 | 1,062.60 | |
| 1898168 | 2207376 | 9/20/2021 | 270 | 931.04 | |
| 1898134 | 2207333 | 9/20/2021 | 270 | 913.89 | |
| 1898109 | 2207303 | 9/20/2021 | 270 | 785.00 | |
| 1898161 | 2207369 | 9/20/2021 | 270 | 745.00 | |
| 1898075 | 222700903IFTA CC | 9/20/2021 | 270 | 710.31 | |
| 1898074 | 222700902CC AIRS | 9/20/2021 | 270 | 579.00 | |
| 1898170 | 2207378 | 9/20/2021 | 270 | 481.85 | |
| 1898100 | 2207292 | 9/20/2021 | 270 | 248.25 | |
| 1898164 | 2207372 | 9/20/2021 | 270 | 232.75 | |
| 1898097 | 2207285 | 9/20/2021 | 270 | 180.00 | |
| 1898114 | 2207308 | 9/20/2021 | 270 | 142.12 | |
| 1898101 | 2207294 | 9/20/2021 | 270 | 73.15 | |
| 1898053 | CD ACH Bank Trans | 9/20/2021 | 270 | | 16,000,000.00 |
| 1898084 | 8009756 EFT REV C | 9/20/2021 | 270 | | 41,154.68 |
| 1898085 | 8009755 EFT DSMV | 9/20/2021 | 270 | | 1,428.84 |
| 1898057 | 222700908 | 9/20/2021 | 270 | | 10,557,718.22 |

Run Date: 12/30/2021
 Run Time: 2:44:16PM

Demand Account Activity

Start Date: 7/1/2021 End Date: 12/31/2021

Page: 79
 User: 0

| Jnl. Entry | Ref # | Trx. Date | Ledger | Debit Amount | Credit Amount |
|------------|-------------------|-----------|--------|----------------|---------------|
| 1898059 | 222700910 | 9/20/2021 | 270 | | 190.00 |
| 1898060 | 222700911 | 9/20/2021 | 270 | | 11,357,153.98 |
| 1898078 | 222700915 | 9/20/2021 | 270 | | 56,333,390.90 |
| 1898082 | 222700918 | 9/20/2021 | 270 | | 7,892,456.26 |
| 1898487 | 222700901EFT AIRS | 9/21/2021 | 270 | 135,921,293.32 | |
| 1898500 | 222700910 | 9/21/2021 | 270 | 114,068,495.00 | |
| 1898492 | 222700906 | 9/21/2021 | 270 | 21,009,266.20 | |
| 1898491 | 222700905 | 9/21/2021 | 270 | 17,000,000.00 | |
| 1898568 | 2207490 | 9/21/2021 | 270 | 3,040,792.72 | |
| 1898615 | 222700920 | 9/21/2021 | 270 | 1,395,807.80 | |
| 1898522 | 2207434 | 9/21/2021 | 270 | 1,271,290.59 | |
| 1898558 | 2207477 | 9/21/2021 | 270 | 876,555.64 | |
| 1898556 | 2207473 | 9/21/2021 | 270 | 576,306.05 | |
| 1898523 | 2207435 | 9/21/2021 | 270 | 276,000.00 | |
| 1898579 | 2207505 | 9/21/2021 | 270 | 230,000.00 | |
| 1898521 | 2207429 | 9/21/2021 | 270 | 201,692.59 | |
| 1898511 | 2207417 | 9/21/2021 | 270 | 164,064.93 | |
| 1898560 | 2207482 | 9/21/2021 | 270 | 162,045.43 | |
| 1898555 | 2207472 | 9/21/2021 | 270 | 161,682.57 | |
| 1898490 | 222700904IRPCC A | 9/21/2021 | 270 | 157,181.97 | |
| 1898518 | 2207424 | 9/21/2021 | 270 | 138,810.97 | |
| 1898557 | 2207474 | 9/21/2021 | 270 | 127,243.99 | |
| 1898567 | 2207489 | 9/21/2021 | 270 | 111,155.63 | |
| 1898554 | 2207471 | 9/21/2021 | 270 | 102,341.35 | |
| 1898553 | 2207470 | 9/21/2021 | 270 | 99,348.60 | |
| 1898512 | 2207418 | 9/21/2021 | 270 | 92,207.95 | |
| 1898605 | 2207538 | 9/21/2021 | 270 | 89,387.69 | |
| 1898536 | 2207453 | 9/21/2021 | 270 | 86,607.72 | |
| 1898559 | 2207481 | 9/21/2021 | 270 | 83,338.75 | |
| 1898488 | 222700902CC AIRS | 9/21/2021 | 270 | 45,602.06 | |
| 1898504 | 2207413 | 9/21/2021 | 270 | 33,844.00 | |
| 1898566 | 2207488 | 9/21/2021 | 270 | 33,650.34 | |
| 1898510 | 2207416 | 9/21/2021 | 270 | 30,024.86 | |
| 1898508 | 2207414 | 9/21/2021 | 270 | 28,333.61 | |
| 1898493 | 222700907 | 9/21/2021 | 270 | 27,258.42 | |
| 1898513 | 2207419 | 9/21/2021 | 270 | 22,937.39 | |
| 1898565 | 2207487 | 9/21/2021 | 270 | 20,623.92 | |
| 1898535 | 2207452 | 9/21/2021 | 270 | 15,328.78 | |
| 1898552 | 2207469 | 9/21/2021 | 270 | 14,971.57 | |
| 1898524 | 2207436 | 9/21/2021 | 270 | 14,262.50 | |
| 1898576 | 2207501 | 9/21/2021 | 270 | 13,686.36 | |
| 1898551 | 2207468 | 9/21/2021 | 270 | 11,326.34 | |
| 1898550 | 2207467 | 9/21/2021 | 270 | 10,421.07 | |
| 1898489 | 222700903IFTA CC | 9/21/2021 | 270 | 9,804.31 | |
| 1898606 | 2207539 | 9/21/2021 | 270 | 9,171.83 | |
| 1898519 | 2207427 | 9/21/2021 | 270 | 8,994.63 | |
| 1898516 | 2207422 | 9/21/2021 | 270 | 7,919.28 | |
| 1898549 | 2207466 | 9/21/2021 | 270 | 7,081.41 | |
| 1898585 | 2276108 | 9/21/2021 | 270 | 5,662.00 | |
| 1898520 | 2207428 | 9/21/2021 | 270 | 4,842.09 | |
| 1898514 | 2207420 | 9/21/2021 | 270 | 3,680.00 | |
| 1898548 | 2207465 | 9/21/2021 | 270 | 3,414.48 | |
| 1898528 | 2207443 | 9/21/2021 | 270 | 3,035.00 | |
| 1898534 | 2207451 | 9/21/2021 | 270 | 3,000.00 | |
| 1898547 | 2207464 | 9/21/2021 | 270 | 2,794.00 | |
| 1898583 | 2207509 | 9/21/2021 | 270 | 2,475.00 | |

Run Date: 12/30/2021
 Run Time: 2:44:16PM

Demand Account Activity

Start Date: 7/1/2021 End Date: 12/31/2021

Page: 80
 User: 0

| Jnl. Entry | Ref # | Trx. Date | Ledger | Debit Amount | Credit Amount |
|------------|-------------------|-----------|--------|----------------|----------------|
| 1898530 | 2207447 | 9/21/2021 | 270 | 2,347.22 | |
| 1898586 | 2207512 | 9/21/2021 | 270 | 2,230.87 | |
| 1898527 | 2207441 | 9/21/2021 | 270 | 1,841.50 | |
| 1898546 | 2207463 | 9/21/2021 | 270 | 1,646.00 | |
| 1898517 | 2207423 | 9/21/2021 | 270 | 1,568.17 | |
| 1898525 | 2207437 | 9/21/2021 | 270 | 1,400.00 | |
| 1898580 | 2207506 | 9/21/2021 | 270 | 1,250.00 | |
| 1898545 | 2207462 | 9/21/2021 | 270 | 1,145.00 | |
| 1898544 | 2207461 | 9/21/2021 | 270 | 946.00 | |
| 1898543 | 2207460 | 9/21/2021 | 270 | 861.00 | |
| 1898542 | 2207459 | 9/21/2021 | 270 | 728.00 | |
| 1898541 | 2207458 | 9/21/2021 | 270 | 658.00 | |
| 1898604 | 2207537 | 9/21/2021 | 270 | 492.60 | |
| 1898540 | 2207457 | 9/21/2021 | 270 | 485.00 | |
| 1898501 | 222700911 | 9/21/2021 | 270 | 388.88 | |
| 1898529 | 2207445 | 9/21/2021 | 270 | 312.50 | |
| 1898515 | 2207421 | 9/21/2021 | 270 | 272.26 | |
| 1898572 | 2207494 | 9/21/2021 | 270 | 250.00 | |
| 1898539 | 2207456 | 9/21/2021 | 270 | 237.50 | |
| 1898538 | 2207455 | 9/21/2021 | 270 | 200.00 | |
| 1898571 | 2207493 | 9/21/2021 | 270 | 200.00 | |
| 1898564 | 2207486 | 9/21/2021 | 270 | 188.11 | |
| 1898537 | 2207454 | 9/21/2021 | 270 | 179.55 | |
| 1898570 | 2207492 | 9/21/2021 | 270 | 150.00 | |
| 1898532 | 2207449 | 9/21/2021 | 270 | 120.02 | |
| 1898526 | 2207438 | 9/21/2021 | 270 | 120.00 | |
| 1898563 | 2207485 | 9/21/2021 | 270 | 110.52 | |
| 1898562 | 2207484 | 9/21/2021 | 270 | 108.33 | |
| 1898561 | 2207483 | 9/21/2021 | 270 | 101.38 | |
| 1898569 | 2207491 | 9/21/2021 | 270 | 100.00 | |
| 1898584 | 2207510 | 9/21/2021 | 270 | 96.25 | |
| 1898533 | 2207450 | 9/21/2021 | 270 | 2.45 | |
| 1898531 | 2207448 | 9/21/2021 | 270 | 1.69 | |
| 1898505 | 8009758 EFT REV C | 9/21/2021 | 270 | | 105,663.69 |
| 1898495 | 222700908 | 9/21/2021 | 270 | | 50,343,658.79 |
| 1898496 | 222700909 | 9/21/2021 | 270 | | 901.25 |
| 1898499 | 222700912 | 9/21/2021 | 270 | | 11,116,811.85 |
| 1898616 | 222700921 | 9/21/2021 | 270 | | 237,000,000.00 |
| 1899097 | 222700901EFT AIRS | 9/22/2021 | 270 | 118,671,133.96 | |
| 1899206 | 222700931 | 9/22/2021 | 270 | 73,000,000.00 | |
| 1899084 | 222700916 | 9/22/2021 | 270 | 21,000,000.00 | |
| 1899103 | 2207555 | 9/22/2021 | 270 | 20,341,356.83 | |
| 1899114 | 2207568 | 9/22/2021 | 270 | 4,183,856.03 | |
| 1899205 | 222700930 | 9/22/2021 | 270 | 2,136,060.64 | |
| 1899104 | 2207556 | 9/22/2021 | 270 | 2,131,006.66 | |
| 1899102 | 2207554 | 9/22/2021 | 270 | 2,036,634.09 | |
| 1899197 | 2207691 | 9/22/2021 | 270 | 1,996,943.80 | |
| 1899158 | 2207630 | 9/22/2021 | 270 | 1,845,748.03 | |
| 1899174 | 2207647 | 9/22/2021 | 270 | 544,449.51 | |
| 1899105 | 2207557 | 9/22/2021 | 270 | 267,043.73 | |
| 1899112 | 2207566 | 9/22/2021 | 270 | 233,689.99 | |
| 1899196 | 2207690 | 9/22/2021 | 270 | 200,000.00 | |
| 1899137 | 2207604 | 9/22/2021 | 270 | 146,153.34 | |
| 1899176 | 2207649 | 9/22/2021 | 270 | 140,603.06 | |
| 1899111 | 2207563 | 9/22/2021 | 270 | 110,462.95 | |
| 1899098 | 222700902CC AIRS | 9/22/2021 | 270 | 69,763.56 | |

Run Date: 12/30/2021
 Run Time: 2:44:16PM

Demand Account Activity

Start Date: 7/1/2021 End Date: 12/31/2021

Page: 81
 User: 0

| Jnl. Entry | Ref # | Trx. Date | Ledger | Debit Amount | Credit Amount |
|------------|------------------|-----------|--------|--------------|---------------|
| 1899120 | 2207574 | 9/22/2021 | 270 | 69,487.36 | |
| 1899134 | 2207601 | 9/22/2021 | 270 | 67,081.04 | |
| 1899113 | 2207567 | 9/22/2021 | 270 | 60,245.86 | |
| 1899157 | 2207629 | 9/22/2021 | 270 | 57,622.00 | |
| 1899155 | 2207627 | 9/22/2021 | 270 | 54,265.77 | |
| 1899077 | 222700907 | 9/22/2021 | 270 | 50,442.84 | |
| 1899138 | 2207605 | 9/22/2021 | 270 | 48,968.21 | |
| 1899203 | 222700904IRPCCAI | 9/22/2021 | 270 | 43,940.38 | |
| 1899078 | 222700908 | 9/22/2021 | 270 | 37,421.22 | |
| 1899139 | 2207606 | 9/22/2021 | 270 | 35,849.74 | |
| 1899154 | 2207626 | 9/22/2021 | 270 | 28,420.47 | |
| 1899118 | 2207572 | 9/22/2021 | 270 | 23,041.58 | |
| 1899175 | 2207648 | 9/22/2021 | 270 | 19,499.94 | |
| 1899119 | 2207573 | 9/22/2021 | 270 | 11,500.00 | |
| 1899153 | 2207625 | 9/22/2021 | 270 | 11,088.73 | |
| 1899140 | 2207607 | 9/22/2021 | 270 | 10,525.79 | |
| 1899135 | 2207602 | 9/22/2021 | 270 | 9,632.00 | |
| 1899188 | 2207680 | 9/22/2021 | 270 | 9,065.00 | |
| 1899159 | 2207631 | 9/22/2021 | 270 | 8,248.00 | |
| 1899151 | 2207623 | 9/22/2021 | 270 | 7,598.06 | |
| 1899173 | 2207646 | 9/22/2021 | 270 | 5,099.50 | |
| 1899161 | 2207634 | 9/22/2021 | 270 | 5,028.89 | |
| 1899142 | 2207609 | 9/22/2021 | 270 | 4,561.10 | |
| 1899117 | 2207571 | 9/22/2021 | 270 | 3,961.53 | |
| 1899141 | 2207608 | 9/22/2021 | 270 | 3,242.97 | |
| 1899147 | 2207617 | 9/22/2021 | 270 | 3,075.00 | |
| 1899189 | 2207681 | 9/22/2021 | 270 | 2,550.00 | |
| 1899136 | 2207603 | 9/22/2021 | 270 | 2,486.15 | |
| 1899146 | 2207615 | 9/22/2021 | 270 | 2,094.50 | |
| 1899162 | 2207635 | 9/22/2021 | 270 | 1,795.00 | |
| 1899144 | 2207611 | 9/22/2021 | 270 | 1,580.00 | |
| 1899149 | 2207621 | 9/22/2021 | 270 | 1,560.00 | |
| 1899190 | 2207682 | 9/22/2021 | 270 | 1,462.00 | |
| 1899110 | 2207562 | 9/22/2021 | 270 | 1,309.63 | |
| 1899150 | 2207622 | 9/22/2021 | 270 | 1,296.00 | |
| 1899080 | 222700910 | 9/22/2021 | 270 | 1,287.24 | |
| 1899170 | 2207643 | 9/22/2021 | 270 | 1,140.00 | |
| 1899169 | 2207642 | 9/22/2021 | 270 | 1,100.00 | |
| 1899167 | 2207640 | 9/22/2021 | 270 | 1,050.00 | |
| 1899187 | 2207679 | 9/22/2021 | 270 | 960.00 | |
| 1899099 | 222700903IFTA CC | 9/22/2021 | 270 | 950.37 | |
| 1899171 | 2207644 | 9/22/2021 | 270 | 700.00 | |
| 1899101 | 2207553 | 9/22/2021 | 270 | 630.00 | |
| 1899109 | 2207561 | 9/22/2021 | 270 | 628.53 | |
| 1899194 | 2207687 | 9/22/2021 | 270 | 560.00 | |
| 1899192 | 2207684 | 9/22/2021 | 270 | 550.00 | |
| 1899172 | 2207645 | 9/22/2021 | 270 | 540.00 | |
| 1899204 | 222700905ABC LIC | 9/22/2021 | 270 | 500.00 | |
| 1899191 | 2207683 | 9/22/2021 | 270 | 450.00 | |
| 1899202 | 2207698 | 9/22/2021 | 270 | 440.00 | |
| 1899168 | 2207641 | 9/22/2021 | 270 | 400.00 | |
| 1899106 | 2207558 | 9/22/2021 | 270 | 244.00 | |
| 1899148 | 2207619 | 9/22/2021 | 270 | 201.50 | |
| 1899160 | 2207633 | 9/22/2021 | 270 | 140.25 | |
| 1899145 | 2207612 | 9/22/2021 | 270 | 120.00 | |
| 1899107 | 2207559 | 9/22/2021 | 270 | 94.32 | |

Run Date: 12/30/2021
 Run Time: 2:44:16PM

Demand Account Activity

Page: 82
 User: 0

Start Date: 7/1/2021 End Date: 12/31/2021

| Jnl. Entry | Ref # | Trx. Date | Ledger | Debit Amount | Credit Amount |
|------------|---------------------|-----------|--------|----------------|----------------|
| 1899116 | 2207570 | 9/22/2021 | 270 | 54.89 | |
| 1899115 | 2207569 | 9/22/2021 | 270 | 50.85 | |
| 1899143 | 2207610 | 9/22/2021 | 270 | 50.00 | |
| 1899129 | 2207592 | 9/22/2021 | 270 | 22.00 | |
| 1899152 | 2207624 | 9/22/2021 | 270 | 6.01 | |
| 1899133 | 2207600 | 9/22/2021 | 270 | 5.76 | |
| 1899177 | 2207654 | 9/22/2021 | 270 | 2.50 | |
| 1899108 | 2207560 | 9/22/2021 | 270 | 1.00 | |
| 1899074 | 8009760 EFT REV € | 9/22/2021 | 270 | | 76,924.34 |
| 1899076 | 222700906 | 9/22/2021 | 270 | | 15,551,205.66 |
| 1899081 | 222700911 | 9/22/2021 | 270 | | 6,390,124.90 |
| 1899082 | 222700912 | 9/22/2021 | 270 | | 470.52 |
| 1899083 | 222700915 | 9/22/2021 | 270 | | 224,983,812.51 |
| 1899085 | 222700913 | 9/22/2021 | 270 | | 2,036,634.09 |
| 1900224 | 222700906 | 9/23/2021 | 270 | 142,701,240.55 | |
| 1900310 | 2207785 | 9/23/2021 | 270 | 67,889,602.54 | |
| 1900392 | Back Out Journal Er | 9/23/2021 | 270 | 42,000,000.00 | |
| 1900248 | 222700901EFT AIR€ | 9/23/2021 | 270 | 35,399,249.90 | |
| 1900253 | 2207699 | 9/23/2021 | 270 | 24,000,000.00 | |
| 1900227 | 222700915 | 9/23/2021 | 270 | 23,068,735.17 | |
| 1900226 | 222700913 | 9/23/2021 | 270 | 16,000,000.00 | |
| 1900384 | 2207876 | 9/23/2021 | 270 | 12,432,774.70 | |
| 1900387 | 2207880 | 9/23/2021 | 270 | 8,945,466.25 | |
| 1900302 | 2207777 | 9/23/2021 | 270 | 3,070,525.14 | |
| 1900391 | 222700931 | 9/23/2021 | 270 | 2,416,808.06 | |
| 1900308 | 2207783 | 9/23/2021 | 270 | 1,400,151.37 | |
| 1900327 | 2207804 | 9/23/2021 | 270 | 1,060,108.30 | |
| 1900276 | 2207725 | 9/23/2021 | 270 | 821,866.89 | |
| 1900305 | 2207780 | 9/23/2021 | 270 | 813,846.09 | |
| 1900312 | 2207788 | 9/23/2021 | 270 | 813,528.54 | |
| 1900352 | 2207834 | 9/23/2021 | 270 | 675,586.55 | |
| 1900290 | 2207741 | 9/23/2021 | 270 | 578,521.79 | |
| 1900300 | 2207775 | 9/23/2021 | 270 | 507,500.00 | |
| 1900389 | 2207883 | 9/23/2021 | 270 | 504,000.00 | |
| 1900273 | 2207722 | 9/23/2021 | 270 | 407,812.00 | |
| 1900385 | 2207877 | 9/23/2021 | 270 | 353,804.66 | |
| 1900306 | 2207781 | 9/23/2021 | 270 | 237,392.00 | |
| 1900282 | 2207733 | 9/23/2021 | 270 | 201,194.70 | |
| 1900315 | 2207791 | 9/23/2021 | 270 | 199,206.22 | |
| 1900249 | 222700902CC AIRS | 9/23/2021 | 270 | 181,820.54 | |
| 1900284 | 2207735 | 9/23/2021 | 270 | 180,832.57 | |
| 1900287 | 2207738 | 9/23/2021 | 270 | 175,000.00 | |
| 1900341 | 2207823 | 9/23/2021 | 270 | 149,430.00 | |
| 1900277 | 2207727 | 9/23/2021 | 270 | 141,963.36 | |
| 1900348 | 2207830 | 9/23/2021 | 270 | 113,993.25 | |
| 1900349 | 2207831 | 9/23/2021 | 270 | 98,260.91 | |
| 1900342 | 2207824 | 9/23/2021 | 270 | 85,947.42 | |
| 1900309 | 2207784 | 9/23/2021 | 270 | 72,231.41 | |
| 1900343 | 2207825 | 9/23/2021 | 270 | 65,694.57 | |
| 1900314 | 2207790 | 9/23/2021 | 270 | 62,222.62 | |
| 1900272 | 2207720 | 9/23/2021 | 270 | 61,431.00 | |
| 1900350 | 2207832 | 9/23/2021 | 270 | 47,290.02 | |
| 1900339 | 2207821 | 9/23/2021 | 270 | 38,045.00 | |
| 1900351 | 2207833 | 9/23/2021 | 270 | 36,626.77 | |
| 1900251 | 222700904IRPCC A | 9/23/2021 | 270 | 31,963.08 | |
| 1900228 | 222700914 | 9/23/2021 | 270 | 29,984.98 | |

Run Date: 12/30/2021
Run Time: 2:44:16PM

Demand Account Activity

Start Date: 7/1/2021 End Date: 12/31/2021

Page: 83
User: 0

| Jnl. Entry | Ref # | Trx. Date | Ledger | Debit Amount | Credit Amount |
|------------|------------------|-----------|--------|--------------|---------------|
| 1900344 | 2207826 | 9/23/2021 | 270 | 27,179.37 | |
| 1900271 | 2207719 | 9/23/2021 | 270 | 21,867.00 | |
| 1900367 | 2207857 | 9/23/2021 | 270 | 21,648.00 | |
| 1900288 | 2207739 | 9/23/2021 | 270 | 21,238.46 | |
| 1900274 | 2207723 | 9/23/2021 | 270 | 20,698.60 | |
| 1900291 | 2207753 | 9/23/2021 | 270 | 18,092.76 | |
| 1900289 | 2207740 | 9/23/2021 | 270 | 16,875.72 | |
| 1900386 | 2207878 | 9/23/2021 | 270 | 15,971.90 | |
| 1900368 | 2207858 | 9/23/2021 | 270 | 14,524.00 | |
| 1900340 | 2207822 | 9/23/2021 | 270 | 13,192.49 | |
| 1900347 | 2207829 | 9/23/2021 | 270 | 12,963.88 | |
| 1900366 | 2207856 | 9/23/2021 | 270 | 11,774.00 | |
| 1900237 | 222700911 | 9/23/2021 | 270 | 10,399.46 | |
| 1900270 | 2207718 | 9/23/2021 | 270 | 8,865.00 | |
| 1900278 | 2207729 | 9/23/2021 | 270 | 8,168.00 | |
| 1900307 | 2207782 | 9/23/2021 | 270 | 7,898.84 | |
| 1900269 | 2207717 | 9/23/2021 | 270 | 6,545.00 | |
| 1900294 | 2207759 | 9/23/2021 | 270 | 6,110.00 | |
| 1900295 | 2207761 | 9/23/2021 | 270 | 6,074.75 | |
| 1900254 | 2207700 | 9/23/2021 | 270 | 5,805.00 | |
| 1900338 | 2207820 | 9/23/2021 | 270 | 5,012.21 | |
| 1900337 | 2207819 | 9/23/2021 | 270 | 4,864.27 | |
| 1900388 | 2207881 | 9/23/2021 | 270 | 3,394.95 | |
| 1900268 | 2207716 | 9/23/2021 | 270 | 2,735.00 | |
| 1900335 | 2207817 | 9/23/2021 | 270 | 2,666.00 | |
| 1900267 | 2207715 | 9/23/2021 | 270 | 2,400.00 | |
| 1900266 | 2207714 | 9/23/2021 | 270 | 2,100.00 | |
| 1900293 | 2207758 | 9/23/2021 | 270 | 2,050.00 | |
| 1900265 | 2207713 | 9/23/2021 | 270 | 1,720.00 | |
| 1900264 | 2207712 | 9/23/2021 | 270 | 1,700.00 | |
| 1900263 | 2207711 | 9/23/2021 | 270 | 1,680.00 | |
| 1900332 | 2207814 | 9/23/2021 | 270 | 1,625.00 | |
| 1900331 | 2207813 | 9/23/2021 | 270 | 1,604.00 | |
| 1900280 | 2207731 | 9/23/2021 | 270 | 1,518.10 | |
| 1900363 | 2207853 | 9/23/2021 | 270 | 1,400.00 | |
| 1900330 | 2207812 | 9/23/2021 | 270 | 1,346.00 | |
| 1900313 | 2207789 | 9/23/2021 | 270 | 1,342.34 | |
| 1900250 | 222700903IFTA CC | 9/23/2021 | 270 | 1,340.46 | |
| 1900318 | 2207795 | 9/23/2021 | 270 | 1,290.00 | |
| 1900275 | 2207724 | 9/23/2021 | 270 | 1,272.30 | |
| 1900255 | 2207701 | 9/23/2021 | 270 | 1,055.00 | |
| 1900262 | 2207710 | 9/23/2021 | 270 | 1,050.00 | |
| 1900326 | 2207803 | 9/23/2021 | 270 | 995.00 | |
| 1900325 | 2207802 | 9/23/2021 | 270 | 794.00 | |
| 1900324 | 2207801 | 9/23/2021 | 270 | 793.00 | |
| 1900329 | 2207811 | 9/23/2021 | 270 | 790.00 | |
| 1900365 | 2207855 | 9/23/2021 | 270 | 725.00 | |
| 1900261 | 2207709 | 9/23/2021 | 270 | 560.00 | |
| 1900323 | 2207800 | 9/23/2021 | 270 | 545.00 | |
| 1900296 | 2207763 | 9/23/2021 | 270 | 536.50 | |
| 1900316 | 2207793 | 9/23/2021 | 270 | 372.59 | |
| 1900286 | 2207737 | 9/23/2021 | 270 | 350.00 | |
| 1900260 | 2207708 | 9/23/2021 | 270 | 300.00 | |
| 1900283 | 2207734 | 9/23/2021 | 270 | 300.00 | |
| 1900259 | 2207707 | 9/23/2021 | 270 | 250.00 | |
| 1900297 | 2207765 | 9/23/2021 | 270 | 237.50 | |

Run Date: 12/30/2021
 Run Time: 2:44:16PM

Demand Account Activity

Start Date: 7/1/2021 End Date: 12/31/2021

Page: 84
 User: 0

| Jnl. Entry | Ref # | Trx. Date | Ledger | Debit Amount | Credit Amount |
|------------|----------------------|-----------|--------|----------------|----------------|
| 1900256 | 2207703 | 9/23/2021 | 270 | 230.00 | |
| 1900292 | 2207755 | 9/23/2021 | 270 | 220.00 | |
| 1900233 | 3000901 | 9/23/2021 | 270 | 200.00 | |
| 1900285 | 2207736 | 9/23/2021 | 270 | 200.00 | |
| 1900317 | 2207794 | 9/23/2021 | 270 | 150.00 | |
| 1900364 | 2207854 | 9/23/2021 | 270 | 134.50 | |
| 1900279 | 2207730 | 9/23/2021 | 270 | 107.50 | |
| 1900252 | 222700905ABC LIC | 9/23/2021 | 270 | 100.00 | |
| 1900322 | 2207799 | 9/23/2021 | 270 | 85.00 | |
| 1900258 | 2207706 | 9/23/2021 | 270 | 80.00 | |
| 1900319 | 2207796 | 9/23/2021 | 270 | 50.00 | |
| 1900281 | 2207732 | 9/23/2021 | 270 | 21.25 | |
| 1900257 | 2207705 | 9/23/2021 | 270 | 15.00 | |
| 1900328 | 2207810 | 9/23/2021 | 270 | 12.00 | |
| 1900346 | 2207828 | 9/23/2021 | 270 | 1.29 | |
| 1900345 | 2207827 | 9/23/2021 | 270 | 1.00 | |
| 1900222 | 8009766 EFT REV C | 9/23/2021 | 270 | | 32,605.11 |
| 1900225 | 222700907 | 9/23/2021 | 270 | | 78,341,319.45 |
| 1900229 | 222700916 | 9/23/2021 | 270 | | 222,705,591.84 |
| 1900238 | 222700912 | 9/23/2021 | 270 | | 7,430,627.55 |
| 1900239 | 222700917 | 9/23/2021 | 270 | | 250.00 |
| 1900390 | 222700930 | 9/23/2021 | 270 | | 42,000,000.00 |
| 1900393 | Correct Journal Entr | 9/23/2021 | 270 | | 38,000,000.00 |
| 1900714 | 222700930 | 9/24/2021 | 270 | 150,000,000.00 | |
| 1900685 | 222700907 | 9/24/2021 | 270 | 31,878,333.35 | |
| 1900688 | 222700910 | 9/24/2021 | 270 | 12,000,000.00 | |
| 1900705 | 222700901EFT AIRS | 9/24/2021 | 270 | 11,562,695.02 | |
| 1900754 | 2207935 | 9/24/2021 | 270 | 5,796,068.32 | |
| 1900820 | 222700931 | 9/24/2021 | 270 | 2,223,751.66 | |
| 1900753 | 2207934 | 9/24/2021 | 270 | 2,097,113.64 | |
| 1900750 | 2207929 | 9/24/2021 | 270 | 1,745,668.00 | |
| 1900732 | 2207908 | 9/24/2021 | 270 | 1,501,046.08 | |
| 1900739 | 2207915 | 9/24/2021 | 270 | 1,500,000.00 | |
| 1900722 | 2207896 | 9/24/2021 | 270 | 707,773.75 | |
| 1900692 | 222700914 | 9/24/2021 | 270 | 425,171.95 | |
| 1900767 | 2207951 | 9/24/2021 | 270 | 411,021.20 | |
| 1900726 | 2207901 | 9/24/2021 | 270 | 379,621.14 | |
| 1900715 | 2207884 | 9/24/2021 | 270 | 159,453.80 | |
| 1900762 | 2207943 | 9/24/2021 | 270 | 147,699.19 | |
| 1900716 | 2207885 | 9/24/2021 | 270 | 104,037.96 | |
| 1900796 | 2207994 | 9/24/2021 | 270 | 100,910.93 | |
| 1900740 | 2207916 | 9/24/2021 | 270 | 100,311.07 | |
| 1900713 | Correct Journal Entr | 9/24/2021 | 270 | 75,546.34 | |
| 1900761 | 2207942 | 9/24/2021 | 270 | 74,708.80 | |
| 1900743 | 2207921 | 9/24/2021 | 270 | 69,000.00 | |
| 1900728 | 2207904 | 9/24/2021 | 270 | 67,345.00 | |
| 1900727 | 2207903 | 9/24/2021 | 270 | 66,735.00 | |
| 1900742 | 2207920 | 9/24/2021 | 270 | 63,846.36 | |
| 1900759 | 2207940 | 9/24/2021 | 270 | 51,312.52 | |
| 1900723 | 2207898 | 9/24/2021 | 270 | 40,660.00 | |
| 1900795 | 2207993 | 9/24/2021 | 270 | 37,266.25 | |
| 1900738 | 2207914 | 9/24/2021 | 270 | 34,345.71 | |
| 1900706 | 222700902CC AIRS | 9/24/2021 | 270 | 16,180.17 | |
| 1900790 | 2207988 | 9/24/2021 | 270 | 14,574.00 | |
| 1900758 | 2207939 | 9/24/2021 | 270 | 8,238.59 | |
| 1900737 | 2207913 | 9/24/2021 | 270 | 6,600.32 | |

Run Date: 12/30/2021
 Run Time: 2:44:16PM

Demand Account Activity

Page: 85
 User: 0

Start Date: 7/1/2021 End Date: 12/31/2021

| Jnl. Entry | Ref # | Trx. Date | Ledger | Debit Amount | Credit Amount |
|------------|----------------------|-----------|--------|---------------|----------------|
| 1900741 | 2207918 | 9/24/2021 | 270 | 6,536.16 | |
| 1900773 | 2207960 | 9/24/2021 | 270 | 6,409.11 | |
| 1900760 | 2207941 | 9/24/2021 | 270 | 6,386.66 | |
| 1900757 | 2207938 | 9/24/2021 | 270 | 6,217.18 | |
| 1900749 | 2207928 | 9/24/2021 | 270 | 6,204.64 | |
| 1900744 | 2207922 | 9/24/2021 | 270 | 5,840.00 | |
| 1900736 | 2207912 | 9/24/2021 | 270 | 4,272.51 | |
| 1900720 | 2207892 | 9/24/2021 | 270 | 3,430.00 | |
| 1900689 | 222700911 | 9/24/2021 | 270 | 3,365.25 | |
| 1900746 | 2207925 | 9/24/2021 | 270 | 3,174.58 | |
| 1900717 | 2207886 | 9/24/2021 | 270 | 2,990.00 | |
| 1900725 | 2207900 | 9/24/2021 | 270 | 2,960.00 | |
| 1900747 | 2207926 | 9/24/2021 | 270 | 2,757.50 | |
| 1900719 | 2207890 | 9/24/2021 | 270 | 2,674.00 | |
| 1900707 | 222700903IFTA CC | 9/24/2021 | 270 | 2,619.69 | |
| 1900708 | 222700904IRPCC A | 9/24/2021 | 270 | 2,619.69 | |
| 1900778 | 2207966 | 9/24/2021 | 270 | 2,528.97 | |
| 1900786 | 2207984 | 9/24/2021 | 270 | 2,362.50 | |
| 1900724 | 2207899 | 9/24/2021 | 270 | 2,137.50 | |
| 1900794 | 2207992 | 9/24/2021 | 270 | 1,200.00 | |
| 1900781 | 2207975 | 9/24/2021 | 270 | 1,150.00 | |
| 1900797 | 2207995 | 9/24/2021 | 270 | 905.00 | |
| 1900731 | 2207907 | 9/24/2021 | 270 | 835.00 | |
| 1900733 | 2207909 | 9/24/2021 | 270 | 804.65 | |
| 1900730 | 2207906 | 9/24/2021 | 270 | 800.00 | |
| 1900729 | 2207905 | 9/24/2021 | 270 | 500.00 | |
| 1900721 | 2207894 | 9/24/2021 | 270 | 443.00 | |
| 1900748 | 2207927 | 9/24/2021 | 270 | 195.70 | |
| 1900718 | 2207887 | 9/24/2021 | 270 | 180.00 | |
| 1900745 | 2207924 | 9/24/2021 | 270 | 150.00 | |
| 1900785 | 2207983 | 9/24/2021 | 270 | 86.00 | |
| 1900821 | 222700932 | 9/24/2021 | 270 | 85.00 | |
| 1900756 | 2207937 | 9/24/2021 | 270 | 82.07 | |
| 1900735 | 2207911 | 9/24/2021 | 270 | 35.14 | |
| 1900734 | 2207910 | 9/24/2021 | 270 | 19.89 | |
| 1900755 | 2207936 | 9/24/2021 | 270 | 0.15 | |
| 1900686 | 222700908 | 9/24/2021 | 270 | | 10,372,639.85 |
| 1900690 | 222700912 | 9/24/2021 | 270 | | 208,237,565.39 |
| 1900691 | 222700913 | 9/24/2021 | 270 | | 4,864,735.44 |
| 1900693 | 222700915 | 9/24/2021 | 270 | | 300.00 |
| 1900710 | 8009770 EFT REV C | 9/24/2021 | 270 | | 130,699.12 |
| 1900712 | 8009767 EFT DSMV | 9/24/2021 | 270 | | 2,006.03 |
| 1900711 | Back Out Journal Er | 9/24/2021 | 270 | | 2,619.69 |
| 1901186 | 2780901 | 9/27/2021 | 270 | 36,000,000.00 | |
| 1901090 | Correct Journal Entr | 9/27/2021 | 270 | 29,783,460.20 | |
| 1900831 | 2700907 AIRS TAX | 9/27/2021 | 270 | 29,783,460.02 | |
| 1901032 | 3000902 | 9/27/2021 | 270 | 15,000,000.00 | |
| 1901093 | 2208021 | 9/27/2021 | 270 | 13,035,700.74 | |
| 1901144 | 2208082 | 9/27/2021 | 270 | 5,720,738.61 | |
| 1901091 | Back Out Journal Er | 9/27/2021 | 270 | 4,028,971.46 | |
| 1901151 | 2208089 | 9/27/2021 | 270 | 2,509,735.16 | |
| 1901185 | 0810901 | 9/27/2021 | 270 | 1,904,485.35 | |
| 1901102 | 2208030 | 9/27/2021 | 270 | 529,359.97 | |
| 1901116 | 2208049 | 9/27/2021 | 270 | 439,704.22 | |
| 1901117 | 2208050 | 9/27/2021 | 270 | 403,020.55 | |
| 1901145 | 2208083 | 9/27/2021 | 270 | 292,727.77 | |

Run Date: 12/30/2021
Run Time: 2:44:16PM

Demand Account Activity

Start Date: 7/1/2021 End Date: 12/31/2021

Page: 86
User: 0

| Jnl. Entry | Ref # | Trx. Date | Ledger | Debit Amount | Credit Amount |
|------------|------------------|-----------|--------|--------------|---------------|
| 1901115 | 2208048 | 9/27/2021 | 270 | 187,068.77 | |
| 1901082 | 3980902 | 9/27/2021 | 270 | 185,355.70 | |
| 1901099 | 2208027 | 9/27/2021 | 270 | 159,000.00 | |
| 1901118 | 2208051 | 9/27/2021 | 270 | 148,150.17 | |
| 1901131 | 2208064 | 9/27/2021 | 270 | 81,191.34 | |
| 1901164 | 2208104 | 9/27/2021 | 270 | 58,198.42 | |
| 1901119 | 2208052 | 9/27/2021 | 270 | 47,815.05 | |
| 1901120 | 2208053 | 9/27/2021 | 270 | 28,688.83 | |
| 1901121 | 2208054 | 9/27/2021 | 270 | 28,423.44 | |
| 1901170 | 2208110 | 9/27/2021 | 270 | 18,368.00 | |
| 1901146 | 2208084 | 9/27/2021 | 270 | 17,216.21 | |
| 1901097 | 2208025 | 9/27/2021 | 270 | 15,173.18 | |
| 1900834 | 2700901 | 9/27/2021 | 270 | 14,041.00 | |
| 1901149 | 2208087 | 9/27/2021 | 270 | 11,942.02 | |
| 1901095 | 2208023 | 9/27/2021 | 270 | 11,540.00 | |
| 1901112 | 2208045 | 9/27/2021 | 270 | 11,443.75 | |
| 1901098 | 2208026 | 9/27/2021 | 270 | 11,079.87 | |
| 1901166 | 2208106 | 9/27/2021 | 270 | 10,835.00 | |
| 1901132 | 2208067 | 9/27/2021 | 270 | 9,067.50 | |
| 1901122 | 2208055 | 9/27/2021 | 270 | 8,708.93 | |
| 1901096 | 2208024 | 9/27/2021 | 270 | 7,500.00 | |
| 1901150 | 2208088 | 9/27/2021 | 270 | 6,164.00 | |
| 1901157 | 2208097 | 9/27/2021 | 270 | 6,051.76 | |
| 1901165 | 2208105 | 9/27/2021 | 270 | 4,667.80 | |
| 1901105 | 2208033 | 9/27/2021 | 270 | 4,605.56 | |
| 1901171 | 2208111 | 9/27/2021 | 270 | 4,380.00 | |
| 1901094 | 2208022 | 9/27/2021 | 270 | 3,375.00 | |
| 1901107 | 2208036 | 9/27/2021 | 270 | 2,845.00 | |
| 1901168 | 2208108 | 9/27/2021 | 270 | 2,820.00 | |
| 1901148 | 2208086 | 9/27/2021 | 270 | 2,690.64 | |
| 1901106 | 2208034 | 9/27/2021 | 270 | 2,574.00 | |
| 1901103 | 2208031 | 9/27/2021 | 270 | 2,121.26 | |
| 1901123 | 2208056 | 9/27/2021 | 270 | 1,682.65 | |
| 1901143 | 2208081 | 9/27/2021 | 270 | 1,662.73 | |
| 1901124 | 2208057 | 9/27/2021 | 270 | 1,512.00 | |
| 1901169 | 2208109 | 9/27/2021 | 270 | 1,360.00 | |
| 1901125 | 2208058 | 9/27/2021 | 270 | 1,340.00 | |
| 1901100 | 2208028 | 9/27/2021 | 270 | 1,205.52 | |
| 1901108 | 2208038 | 9/27/2021 | 270 | 1,190.00 | |
| 1901126 | 2208059 | 9/27/2021 | 270 | 961.91 | |
| 1901111 | 2208044 | 9/27/2021 | 270 | 876.49 | |
| 1901127 | 2208060 | 9/27/2021 | 270 | 819.00 | |
| 1901128 | 2208061 | 9/27/2021 | 270 | 788.00 | |
| 1901129 | 2208062 | 9/27/2021 | 270 | 720.00 | |
| 1900833 | 2700909 AIRS DSM | 9/27/2021 | 270 | 673.42 | |
| 1901101 | 2208029 | 9/27/2021 | 270 | 559.14 | |
| 1900832 | 2700908 AIRS TAX | 9/27/2021 | 270 | 352.00 | |
| 1901109 | 2208039 | 9/27/2021 | 270 | 310.00 | |
| 1901130 | 2208063 | 9/27/2021 | 270 | 255.00 | |
| 1901162 | 2208102 | 9/27/2021 | 270 | 198.30 | |
| 1901167 | 2208107 | 9/27/2021 | 270 | 188.75 | |
| 1901113 | 2208046 | 9/27/2021 | 270 | 150.00 | |
| 1901114 | 2208047 | 9/27/2021 | 270 | 150.00 | |
| 1901153 | 2208091 | 9/27/2021 | 270 | 117.77 | |
| 1901110 | 2208041 | 9/27/2021 | 270 | 60.00 | |
| 1901156 | 2208096 | 9/27/2021 | 270 | 30.00 | |

Run Date: 12/30/2021
 Run Time: 2:44:16PM

Demand Account Activity

Start Date: 7/1/2021 End Date: 12/31/2021

Page: 87
 User: 0

| Jnl. Entry | Ref # | Trx. Date | Ledger | Debit Amount | Credit Amount |
|------------|----------------------|-----------|--------|---------------|---------------|
| 1901147 | 2208085 | 9/27/2021 | 270 | 28.66 | |
| 1901104 | 2208032 | 9/27/2021 | 270 | 12.77 | |
| 1901152 | 2208090 | 9/27/2021 | 270 | 2.42 | |
| 1901081 | DFA EFT REV 9/27/: | 9/27/2021 | 270 | | 55,137.96 |
| 1901028 | 2700902 | 9/27/2021 | 270 | | 59,198,730.34 |
| 1901040 | 2700903 | 9/27/2021 | 270 | | 5,919,020.32 |
| 1901078 | 2700904 | 9/27/2021 | 270 | | 1,155,856.14 |
| 1901085 | 2700905 | 9/27/2021 | 270 | | 4,028,971.46 |
| 1901089 | Back Out Journal Er | 9/27/2021 | 270 | | 29,783,460.02 |
| 1901092 | Correct Journal Entr | 9/27/2021 | 270 | | 40,728,971.46 |
| 1901478 | 2700907 AIRS TAX | 9/28/2021 | 270 | 43,876,701.39 | |
| 1901484 | 2740901 | 9/28/2021 | 270 | 34,248,471.74 | |
| 1901494 | 3980903 | 9/28/2021 | 270 | 20,311,707.92 | |
| 1901488 | 3000902 | 9/28/2021 | 270 | 9,000,000.00 | |
| 1901582 | 0810901 | 9/28/2021 | 270 | 4,162,726.02 | |
| 1901550 | 2208210 | 9/28/2021 | 270 | 3,428,961.43 | |
| 1901499 | 2208137 | 9/28/2021 | 270 | 2,334,255.22 | |
| 1901532 | 2208187 | 9/28/2021 | 270 | 980,667.37 | |
| 1901515 | 2208158 | 9/28/2021 | 270 | 541,171.49 | |
| 1901578 | 2208248 | 9/28/2021 | 270 | 400,000.00 | |
| 1901531 | 2208182 | 9/28/2021 | 270 | 155,101.78 | |
| 1901517 | 2208162 | 9/28/2021 | 270 | 143,000.00 | |
| 1901581 | 2208252 | 9/28/2021 | 270 | 110,000.00 | |
| 1901481 | 2700910 AIRS DSM | 9/28/2021 | 270 | 93,720.99 | |
| 1901548 | 2208208 | 9/28/2021 | 270 | 86,410.17 | |
| 1901479 | 2700908 AIRS TAX | 9/28/2021 | 270 | 79,572.54 | |
| 1901534 | 2208189 | 9/28/2021 | 270 | 72,389.35 | |
| 1901551 | 2208212 | 9/28/2021 | 270 | 66,107.72 | |
| 1901508 | 2208151 | 9/28/2021 | 270 | 64,378.00 | |
| 1901511 | 2208154 | 9/28/2021 | 270 | 63,008.25 | |
| 1901485 | 2750901 | 9/28/2021 | 270 | 46,753.53 | |
| 1901555 | 2208216 | 9/28/2021 | 270 | 44,708.48 | |
| 1901552 | 2208213 | 9/28/2021 | 270 | 42,354.17 | |
| 1901535 | 2208190 | 9/28/2021 | 270 | 31,529.75 | |
| 1901521 | 2208166 | 9/28/2021 | 270 | 28,105.59 | |
| 1901510 | 2208153 | 9/28/2021 | 270 | 25,880.72 | |
| 1901561 | 2208225 | 9/28/2021 | 270 | 25,671.35 | |
| 1901538 | 2208193 | 9/28/2021 | 270 | 19,866.00 | |
| 1901482 | 2700901 | 9/28/2021 | 270 | 12,500.00 | |
| 1901512 | 2208155 | 9/28/2021 | 270 | 11,812.92 | |
| 1901516 | 2208161 | 9/28/2021 | 270 | 11,274.92 | |
| 1901557 | 2208221 | 9/28/2021 | 270 | 11,250.00 | |
| 1901537 | 2208192 | 9/28/2021 | 270 | 8,412.95 | |
| 1901520 | 2208165 | 9/28/2021 | 270 | 6,987.90 | |
| 1901514 | 2208157 | 9/28/2021 | 270 | 3,139.20 | |
| 1901556 | 2208217 | 9/28/2021 | 270 | 2,595.00 | |
| 1901502 | 2208142 | 9/28/2021 | 270 | 2,430.00 | |
| 1901560 | 2208224 | 9/28/2021 | 270 | 1,850.00 | |
| 1901513 | 2208156 | 9/28/2021 | 270 | 1,798.00 | |
| 1901505 | 2208147 | 9/28/2021 | 270 | 1,350.00 | |
| 1901503 | 2208143 | 9/28/2021 | 270 | 1,275.25 | |
| 1901509 | 2208152 | 9/28/2021 | 270 | 1,200.00 | |
| 1901504 | 2208145 | 9/28/2021 | 270 | 1,099.75 | |
| 1901518 | 2208163 | 9/28/2021 | 270 | 975.97 | |
| 1901559 | 2208223 | 9/28/2021 | 270 | 823.85 | |
| 1901507 | 2208149 | 9/28/2021 | 270 | 649.81 | |

Run Date: 12/30/2021
 Run Time: 2:44:16PM

Demand Account Activity

Page: 88
 User: 0

Start Date: 7/1/2021 End Date: 12/31/2021

| Jnl. Entry | Ref # | Trx. Date | Ledger | Debit Amount | Credit Amount |
|------------|-------------------|-----------|--------|----------------|---------------|
| 1901554 | 2208215 | 9/28/2021 | 270 | 610.77 | |
| 1901480 | 2700909 AIRS DSM | 9/28/2021 | 270 | 571.80 | |
| 1901529 | 2208180 | 9/28/2021 | 270 | 373.24 | |
| 1901558 | 2208222 | 9/28/2021 | 270 | 196.50 | |
| 1901519 | 2208164 | 9/28/2021 | 270 | 165.73 | |
| 1901506 | 2208148 | 9/28/2021 | 270 | 165.00 | |
| 1901553 | 2208214 | 9/28/2021 | 270 | 102.92 | |
| 1901501 | 2208139 | 9/28/2021 | 270 | 100.00 | |
| 1901533 | 2208188 | 9/28/2021 | 270 | 50.00 | |
| 1901549 | 2208209 | 9/28/2021 | 270 | 47.26 | |
| 1901487 | DFA EFT REV 9-28- | 9/28/2021 | 270 | | 17,725.70 |
| 1901483 | 2700902 | 9/28/2021 | 270 | | 17,029,658.67 |
| 1901486 | 2700903 | 9/28/2021 | 270 | | 81,421,924.15 |
| 1901489 | 2700904 | 9/28/2021 | 270 | | 294.00 |
| 1901490 | 2700905 | 9/28/2021 | 270 | | 694,300.00 |
| 1901497 | 2700906 | 9/28/2021 | 270 | | 2,350,712.66 |
| 1901583 | 2700901 | 9/28/2021 | 270 | | 19,000,000.00 |
| 1901900 | 3980903 | 9/29/2021 | 270 | 127,037,924.96 | |
| 1901916 | 2208265 | 9/29/2021 | 270 | 53,271,717.05 | |
| 1901883 | 2700907 AIRS TAX | 9/29/2021 | 270 | 30,573,948.41 | |
| 1901892 | 2740901 | 9/29/2021 | 270 | 20,040,896.91 | |
| 1901904 | 0810901 | 9/29/2021 | 270 | 4,291,672.64 | |
| 1901920 | 2208269 | 9/29/2021 | 270 | 4,025,198.00 | |
| 1901894 | 3000902 | 9/29/2021 | 270 | 4,000,000.00 | |
| 1901921 | 2208270 | 9/29/2021 | 270 | 753,100.93 | |
| 1901915 | 2208264 | 9/29/2021 | 270 | 553,580.38 | |
| 1901907 | 2208254 | 9/29/2021 | 270 | 492,735.60 | |
| 1901927 | 2208276 | 9/29/2021 | 270 | 171,318.00 | |
| 1901919 | 2208268 | 9/29/2021 | 270 | 161,480.00 | |
| 1901911 | 2208260 | 9/29/2021 | 270 | 139,644.08 | |
| 1901933 | 2208282 | 9/29/2021 | 270 | 119,257.51 | |
| 1901997 | 2208380 | 9/29/2021 | 270 | 117,000.00 | |
| 1901930 | 2208279 | 9/29/2021 | 270 | 51,790.47 | |
| 1901918 | 2208267 | 9/29/2021 | 270 | 50,000.00 | |
| 1901926 | 2208275 | 9/29/2021 | 270 | 49,063.20 | |
| 1901925 | 2208274 | 9/29/2021 | 270 | 43,296.49 | |
| 1901931 | 2208280 | 9/29/2021 | 270 | 41,173.07 | |
| 1901940 | 2208301 | 9/29/2021 | 270 | 37,636.00 | |
| 1901950 | 2208325 | 9/29/2021 | 270 | 37,433.00 | |
| 1901922 | 2208271 | 9/29/2021 | 270 | 35,692.79 | |
| 1901909 | 2208258 | 9/29/2021 | 270 | 26,114.43 | |
| 1901929 | 2208278 | 9/29/2021 | 270 | 24,665.74 | |
| 1901979 | 2208362 | 9/29/2021 | 270 | 20,074.00 | |
| 1901908 | 2208257 | 9/29/2021 | 270 | 18,407.46 | |
| 1901887 | 2700910 AIRS DSM | 9/29/2021 | 270 | 15,608.77 | |
| 1901885 | 2700908 AIRS TAX | 9/29/2021 | 270 | 12,996.29 | |
| 1901932 | 2208281 | 9/29/2021 | 270 | 11,727.90 | |
| 1901928 | 2208277 | 9/29/2021 | 270 | 10,869.44 | |
| 1901951 | 2208326 | 9/29/2021 | 270 | 9,543.00 | |
| 1901888 | 2700901 | 9/29/2021 | 270 | 9,500.00 | |
| 1901917 | 2208266 | 9/29/2021 | 270 | 9,063.50 | |
| 1901935 | 2208284 | 9/29/2021 | 270 | 6,926.86 | |
| 1901913 | 2208262 | 9/29/2021 | 270 | 6,282.96 | |
| 1901936 | 2208288 | 9/29/2021 | 270 | 6,050.00 | |
| 1901957 | 2208332 | 9/29/2021 | 270 | 4,020.00 | |
| 1901960 | 2208335 | 9/29/2021 | 270 | 3,621.00 | |

Run Date: 12/30/2021
 Run Time: 2:44:16PM

Demand Account Activity

Start Date: 7/1/2021 End Date: 12/31/2021

Page: 89
 User: 0

| Jnl. Entry | Ref # | Trx. Date | Ledger | Debit Amount | Credit Amount |
|------------|-------------------|-----------|--------|----------------|----------------|
| 1901891 | 2750901 | 9/29/2021 | 270 | 3,367.59 | |
| 1901939 | 2208300 | 9/29/2021 | 270 | 2,968.75 | |
| 1901959 | 2208334 | 9/29/2021 | 270 | 2,300.00 | |
| 1901938 | 2208299 | 9/29/2021 | 270 | 2,218.40 | |
| 1901971 | 2208352 | 9/29/2021 | 270 | 2,204.66 | |
| 1901980 | 2208363 | 9/29/2021 | 270 | 2,062.50 | |
| 1901956 | 2208331 | 9/29/2021 | 270 | 1,935.00 | |
| 1901982 | 2208365 | 9/29/2021 | 270 | 1,525.00 | |
| 1901914 | 2208263 | 9/29/2021 | 270 | 1,350.00 | |
| 1901934 | 2208283 | 9/29/2021 | 270 | 1,237.50 | |
| 1901958 | 2208333 | 9/29/2021 | 270 | 1,200.00 | |
| 1901953 | 2208328 | 9/29/2021 | 270 | 1,180.46 | |
| 1901910 | 2208259 | 9/29/2021 | 270 | 894.64 | |
| 1901937 | 2208298 | 9/29/2021 | 270 | 600.00 | |
| 1901941 | 2208302 | 9/29/2021 | 270 | 516.94 | |
| 1901952 | 2208327 | 9/29/2021 | 270 | 500.00 | |
| 1901972 | 2208353 | 9/29/2021 | 270 | 385.91 | |
| 1901981 | 2208364 | 9/29/2021 | 270 | 56.25 | |
| 1901886 | 2700909 AIRS DSM | 9/29/2021 | 270 | 50.00 | |
| 1901924 | 2208273 | 9/29/2021 | 270 | 22.71 | |
| 1901912 | 2208261 | 9/29/2021 | 270 | 2.50 | |
| 1901923 | 2208272 | 9/29/2021 | 270 | 1.00 | |
| 1901884 | DFA EFT REV 9/29/ | 9/29/2021 | 270 | | 8,872.47 |
| 1901889 | 2700902 | 9/29/2021 | 270 | | 6,749,453.58 |
| 1901890 | 2700903 | 9/29/2021 | 270 | | 553,580.38 |
| 1901893 | 2700904 | 9/29/2021 | 270 | | 193,816,513.39 |
| 1901895 | 2700905 | 9/29/2021 | 270 | | 227.00 |
| 1901896 | 2700906 | 9/29/2021 | 270 | | 1,734,791.80 |
| 1901998 | 2700901 | 9/29/2021 | 270 | | 43,000,000.00 |
| 1902547 | 3980904 | 9/30/2021 | 270 | 157,286,600.84 | |
| 1902612 | 2208436 | 9/30/2021 | 270 | 57,614,761.18 | |
| 1902551 | 0810901 | 9/30/2021 | 270 | 11,891,246.48 | |
| 1902538 | 3000903 | 9/30/2021 | 270 | 7,000,000.00 | |
| 1902531 | 2700907 AIRS TAX | 9/30/2021 | 270 | 4,447,460.12 | |
| 1902684 | 2208539 | 9/30/2021 | 270 | 2,916,553.05 | |
| 1902550 | 4720901 | 9/30/2021 | 270 | 1,336,685.12 | |
| 1902633 | 2208460 | 9/30/2021 | 270 | 877,283.75 | |
| 1902601 | 2208421 | 9/30/2021 | 270 | 844,887.46 | |
| 1902533 | 2700909 AIRS DSM | 9/30/2021 | 270 | 386,664.11 | |
| 1902600 | 2208420 | 9/30/2021 | 270 | 258,855.70 | |
| 1902690 | 2208546 | 9/30/2021 | 270 | 217,842.75 | |
| 1902619 | 2208443 | 9/30/2021 | 270 | 203,854.60 | |
| 1902618 | 2208442 | 9/30/2021 | 270 | 125,386.29 | |
| 1902685 | 2208540 | 9/30/2021 | 270 | 116,881.84 | |
| 1902653 | 2208492 | 9/30/2021 | 270 | 106,290.07 | |
| 1902639 | 2208468 | 9/30/2021 | 270 | 83,711.96 | |
| 1902683 | 2208537 | 9/30/2021 | 270 | 77,676.57 | |
| 1902617 | 2208441 | 9/30/2021 | 270 | 62,048.11 | |
| 1902645 | 2208484 | 9/30/2021 | 270 | 56,819.83 | |
| 1902605 | 2208429 | 9/30/2021 | 270 | 43,765.56 | |
| 1902542 | 2750901 | 9/30/2021 | 270 | 32,350.00 | |
| 1902570 | 2208382 | 9/30/2021 | 270 | 29,747.85 | |
| 1902606 | 2208430 | 9/30/2021 | 270 | 25,681.56 | |
| 1902535 | 2700901 | 9/30/2021 | 270 | 23,413.00 | |
| 1902573 | 2208385 | 9/30/2021 | 270 | 19,866.21 | |
| 1902654 | 2208493 | 9/30/2021 | 270 | 19,461.47 | |

Run Date: 12/30/2021
 Run Time: 2:44:16PM

Demand Account Activity

Page: 90
 User: 0

Start Date: 7/1/2021 End Date: 12/31/2021

| Jnl. Entry | Ref # | Trx. Date | Ledger | Debit Amount | Credit Amount |
|------------|------------------|-----------|--------|--------------|---------------|
| 1902651 | 2208490 | 9/30/2021 | 270 | 19,446.57 | |
| 1902641 | 2208479 | 9/30/2021 | 270 | 17,570.00 | |
| 1902647 | 2208486 | 9/30/2021 | 270 | 17,035.00 | |
| 1902602 | 2208424 | 9/30/2021 | 270 | 15,180.56 | |
| 1902611 | 2208435 | 9/30/2021 | 270 | 13,794.29 | |
| 1902640 | 2208469 | 9/30/2021 | 270 | 11,698.00 | |
| 1902603 | 2208425 | 9/30/2021 | 270 | 11,480.83 | |
| 1902687 | 2208543 | 9/30/2021 | 270 | 11,400.00 | |
| 1902634 | 2208462 | 9/30/2021 | 270 | 7,948.24 | |
| 1902574 | 2208386 | 9/30/2021 | 270 | 7,621.17 | |
| 1902578 | 2208390 | 9/30/2021 | 270 | 7,046.38 | |
| 1902658 | 2208497 | 9/30/2021 | 270 | 6,959.12 | |
| 1902646 | 2208485 | 9/30/2021 | 270 | 5,743.55 | |
| 1902637 | 2208466 | 9/30/2021 | 270 | 5,645.51 | |
| 1902607 | 2208431 | 9/30/2021 | 270 | 5,295.60 | |
| 1902608 | 2208432 | 9/30/2021 | 270 | 4,262.17 | |
| 1902623 | 2208450 | 9/30/2021 | 270 | 4,132.00 | |
| 1902546 | 3980903 | 9/30/2021 | 270 | 4,033.33 | |
| 1902622 | 2208449 | 9/30/2021 | 270 | 3,900.00 | |
| 1902689 | 2208545 | 9/30/2021 | 270 | 3,558.50 | |
| 1902674 | 2208524 | 9/30/2021 | 270 | 3,150.00 | |
| 1902638 | 2208467 | 9/30/2021 | 270 | 2,694.08 | |
| 1902660 | 2208499 | 9/30/2021 | 270 | 1,985.00 | |
| 1902579 | 2208391 | 9/30/2021 | 270 | 1,840.00 | |
| 1902532 | 2700908 AIRS DSM | 9/30/2021 | 270 | 1,589.35 | |
| 1902616 | 2208440 | 9/30/2021 | 270 | 1,450.85 | |
| 1902571 | 2208383 | 9/30/2021 | 270 | 1,370.00 | |
| 1902659 | 2208498 | 9/30/2021 | 270 | 1,170.00 | |
| 1902665 | 2208504 | 9/30/2021 | 270 | 1,085.00 | |
| 1902580 | 2208392 | 9/30/2021 | 270 | 1,060.00 | |
| 1902615 | 2208439 | 9/30/2021 | 270 | 1,028.25 | |
| 1902534 | 2700910 AIRS DSM | 9/30/2021 | 270 | 1,000.00 | |
| 1902581 | 2208393 | 9/30/2021 | 270 | 967.00 | |
| 1902662 | 2208501 | 9/30/2021 | 270 | 870.00 | |
| 1902657 | 2208496 | 9/30/2021 | 270 | 845.82 | |
| 1902582 | 2208394 | 9/30/2021 | 270 | 841.00 | |
| 1902572 | 2208384 | 9/30/2021 | 270 | 830.00 | |
| 1902620 | 2208444 | 9/30/2021 | 270 | 780.00 | |
| 1902664 | 2208503 | 9/30/2021 | 270 | 750.00 | |
| 1902583 | 2208395 | 9/30/2021 | 270 | 745.00 | |
| 1902663 | 2208502 | 9/30/2021 | 270 | 730.00 | |
| 1902596 | 2208416 | 9/30/2021 | 270 | 723.00 | |
| 1902673 | 2208519 | 9/30/2021 | 270 | 688.00 | |
| 1902661 | 2208500 | 9/30/2021 | 270 | 675.00 | |
| 1902635 | 2208464 | 9/30/2021 | 270 | 667.81 | |
| 1902621 | 2208446 | 9/30/2021 | 270 | 610.00 | |
| 1902609 | 2208433 | 9/30/2021 | 270 | 573.55 | |
| 1902597 | 2208417 | 9/30/2021 | 270 | 542.50 | |
| 1902648 | 2208487 | 9/30/2021 | 270 | 521.92 | |
| 1902610 | 2208434 | 9/30/2021 | 270 | 521.19 | |
| 1902541 | 2740901 | 9/30/2021 | 270 | 454.70 | |
| 1902688 | 2208544 | 9/30/2021 | 270 | 436.25 | |
| 1902599 | 2208419 | 9/30/2021 | 270 | 309.76 | |
| 1902577 | 2208389 | 9/30/2021 | 270 | 300.00 | |
| 1902584 | 2208396 | 9/30/2021 | 270 | 255.00 | |
| 1902614 | 2208438 | 9/30/2021 | 270 | 228.58 | |

Run Date: 12/30/2021
 Run Time: 2:44:16PM

Demand Account Activity

Start Date: 7/1/2021 End Date: 12/31/2021

Page: 91
 User: 0

| Jnl. Entry | Ref # | Trx. Date | Ledger | Debit Amount | Credit Amount |
|------------|--------------------|-----------|--------|----------------|----------------|
| 1902575 | 2208387 | 9/30/2021 | 270 | 200.00 | |
| 1902604 | 2208428 | 9/30/2021 | 270 | 132.56 | |
| 1902576 | 2208388 | 9/30/2021 | 270 | 100.00 | |
| 1902613 | 2208437 | 9/30/2021 | 270 | 66.97 | |
| 1902649 | 2208488 | 9/30/2021 | 270 | 32.06 | |
| 1902636 | 2208465 | 9/30/2021 | 270 | 30.00 | |
| 1902650 | 2208489 | 9/30/2021 | 270 | 12.75 | |
| 1902554 | Various Chargeback | 9/30/2021 | 270 | | 6,934.29 |
| 1902536 | 2700902 | 9/30/2021 | 270 | | 11,325,343.74 |
| 1902537 | 2700903 | 9/30/2021 | 270 | | 11,263,567.25 |
| 1902557 | 2700901 | 9/30/2021 | 270 | | 224,000,000.00 |
| 1903019 | 222701030 | 10/1/2021 | 270 | 283,000,000.00 | |
| 1902946 | 2208554 | 10/1/2021 | 270 | 52,379,907.91 | |
| 1902985 | 2208609 | 10/1/2021 | 270 | 6,279,538.05 | |
| 1902951 | 2208559 | 10/1/2021 | 270 | 4,095,008.42 | |
| 1902945 | 2208553 | 10/1/2021 | 270 | 3,549,002.51 | |
| 1902954 | 2208562 | 10/1/2021 | 270 | 2,879,156.13 | |
| 1903020 | 222701031 | 10/1/2021 | 270 | 2,387,058.90 | |
| 1902955 | 2208563 | 10/1/2021 | 270 | 1,306,822.43 | |
| 1902958 | 2208566 | 10/1/2021 | 270 | 830,745.37 | |
| 1902991 | 2208615 | 10/1/2021 | 270 | 651,614.92 | |
| 1902986 | 2208610 | 10/1/2021 | 270 | 428,950.04 | |
| 1902950 | 2208558 | 10/1/2021 | 270 | 311,241.24 | |
| 1902987 | 2208611 | 10/1/2021 | 270 | 197,485.91 | |
| 1902953 | 2208561 | 10/1/2021 | 270 | 176,105.00 | |
| 1902988 | 2208612 | 10/1/2021 | 270 | 142,264.07 | |
| 1902956 | 2208564 | 10/1/2021 | 270 | 88,080.65 | |
| 1902929 | 2750901 | 10/1/2021 | 270 | 81,358.48 | |
| 1902961 | 2208571 | 10/1/2021 | 270 | 70,018.61 | |
| 1903008 | 2208640 | 10/1/2021 | 270 | 64,078.15 | |
| 1902947 | 2208555 | 10/1/2021 | 270 | 58,819.92 | |
| 1902948 | 2208556 | 10/1/2021 | 270 | 46,869.49 | |
| 1902962 | 2208572 | 10/1/2021 | 270 | 41,238.03 | |
| 1902982 | 2208606 | 10/1/2021 | 270 | 34,044.97 | |
| 1902959 | 2208569 | 10/1/2021 | 270 | 28,811.73 | |
| 1902984 | 2208608 | 10/1/2021 | 270 | 24,027.35 | |
| 1902997 | 2208621 | 10/1/2021 | 270 | 20,350.00 | |
| 1902992 | 2208616 | 10/1/2021 | 270 | 20,261.18 | |
| 1902989 | 2208613 | 10/1/2021 | 270 | 20,219.18 | |
| 1902974 | 2208592 | 10/1/2021 | 270 | 13,388.49 | |
| 1902998 | 2208624 | 10/1/2021 | 270 | 10,332.00 | |
| 1902957 | 2208565 | 10/1/2021 | 270 | 8,934.80 | |
| 1902927 | 2700901 | 10/1/2021 | 270 | 8,292.47 | |
| 1902990 | 2208614 | 10/1/2021 | 270 | 6,718.90 | |
| 1902952 | 2208560 | 10/1/2021 | 270 | 6,195.42 | |
| 1902969 | 2208581 | 10/1/2021 | 270 | 6,147.33 | |
| 1902983 | 2208607 | 10/1/2021 | 270 | 5,789.82 | |
| 1902963 | 2208575 | 10/1/2021 | 270 | 4,795.00 | |
| 1902996 | 2208620 | 10/1/2021 | 270 | 2,603.73 | |
| 1903018 | 2208659 | 10/1/2021 | 270 | 2,459.96 | |
| 1902964 | 2208576 | 10/1/2021 | 270 | 1,799.28 | |
| 1902960 | 2208570 | 10/1/2021 | 270 | 1,313.39 | |
| 1902999 | 2208625 | 10/1/2021 | 270 | 1,301.20 | |
| 1902994 | 2208618 | 10/1/2021 | 270 | 1,070.82 | |
| 1902949 | 2208557 | 10/1/2021 | 270 | 500.00 | |
| 1902995 | 2208619 | 10/1/2021 | 270 | 283.34 | |

Run Date: 12/30/2021
 Run Time: 2:44:16PM

Demand Account Activity

Page: 92
 User: 0

Start Date: 7/1/2021 End Date: 12/31/2021

| Jnl. Entry | Ref # | Trx. Date | Ledger | Debit Amount | Credit Amount |
|------------|------------------|-----------|--------|---------------|----------------|
| 1902993 | 2208617 | 10/1/2021 | 270 | 8.32 | |
| 1902928 | 2700902 | 10/1/2021 | 270 | | 12,481,140.02 |
| 1902931 | 2700903 | 10/1/2021 | 270 | | 109,145,120.12 |
| 1902932 | 2700904 | 10/1/2021 | 270 | | 200.00 |
| 1902937 | 2700906 | 10/1/2021 | 270 | | 237,095,336.65 |
| 1902938 | 2700905 | 10/1/2021 | 270 | | 1,263,872.20 |
| 1903391 | 2781001 | 10/4/2021 | 270 | 29,000,000.00 | |
| 1903287 | 2701007 AIRS TAX | 10/4/2021 | 270 | 11,081,922.63 | |
| 1903291 | 3001002 | 10/4/2021 | 270 | 5,000,000.00 | |
| 1903392 | 0811001 | 10/4/2021 | 270 | 4,892,675.86 | |
| 1903358 | 2208732 | 10/4/2021 | 270 | 1,620,000.00 | |
| 1903335 | 2208704 | 10/4/2021 | 270 | 942,276.01 | |
| 1903357 | 2208730 | 10/4/2021 | 270 | 541,564.00 | |
| 1903311 | 2208665 | 10/4/2021 | 270 | 506,819.34 | |
| 1903307 | 2208661 | 10/4/2021 | 270 | 361,972.31 | |
| 1903315 | 2208671 | 10/4/2021 | 270 | 305,903.13 | |
| 1903298 | 2731001 | 10/4/2021 | 270 | 281,348.23 | |
| 1903336 | 2208705 | 10/4/2021 | 270 | 222,247.03 | |
| 1903288 | 2701008 AIRS TAX | 10/4/2021 | 270 | 199,860.69 | |
| 1903299 | 2741001 | 10/4/2021 | 270 | 112,334.00 | |
| 1903329 | 2208698 | 10/4/2021 | 270 | 98,250.06 | |
| 1903318 | 2208675 | 10/4/2021 | 270 | 89,170.00 | |
| 1903312 | 2208668 | 10/4/2021 | 270 | 75,108.45 | |
| 1903289 | 2701009 AIRS DSM | 10/4/2021 | 270 | 70,890.68 | |
| 1903313 | 2208669 | 10/4/2021 | 270 | 34,158.75 | |
| 1903317 | 2208674 | 10/4/2021 | 270 | 27,029.13 | |
| 1903353 | 2208726 | 10/4/2021 | 270 | 26,446.66 | |
| 1903300 | 2751001 | 10/4/2021 | 270 | 23,957.59 | |
| 1903374 | 2208750 | 10/4/2021 | 270 | 20,460.25 | |
| 1903331 | 2208700 | 10/4/2021 | 270 | 13,095.20 | |
| 1903293 | 2701002 | 10/4/2021 | 270 | 9,949.00 | |
| 1903327 | 2208691 | 10/4/2021 | 270 | 6,304.25 | |
| 1903316 | 2208673 | 10/4/2021 | 270 | 5,651.40 | |
| 1903332 | 2208701 | 10/4/2021 | 270 | 4,517.99 | |
| 1903310 | 2208664 | 10/4/2021 | 270 | 4,242.97 | |
| 1903340 | 2208709 | 10/4/2021 | 270 | 4,110.08 | |
| 1903319 | 2208676 | 10/4/2021 | 270 | 3,003.81 | |
| 1903321 | 2208678 | 10/4/2021 | 270 | 2,980.00 | |
| 1903324 | 2208684 | 10/4/2021 | 270 | 2,945.00 | |
| 1903328 | 2208697 | 10/4/2021 | 270 | 2,197.92 | |
| 1903334 | 2208703 | 10/4/2021 | 270 | 2,083.40 | |
| 1903314 | 2208670 | 10/4/2021 | 270 | 1,795.23 | |
| 1903326 | 2208689 | 10/4/2021 | 270 | 1,565.00 | |
| 1903322 | 2208679 | 10/4/2021 | 270 | 1,363.00 | |
| 1903306 | 2208660 | 10/4/2021 | 270 | 1,170.00 | |
| 1903356 | 2208729 | 10/4/2021 | 270 | 1,075.56 | |
| 1903320 | 2208677 | 10/4/2021 | 270 | 870.00 | |
| 1903333 | 2208702 | 10/4/2021 | 270 | 842.50 | |
| 1903338 | 2208707 | 10/4/2021 | 270 | 780.00 | |
| 1903339 | 2208708 | 10/4/2021 | 270 | 282.50 | |
| 1903325 | 2208686 | 10/4/2021 | 270 | 280.00 | |
| 1903337 | 2208706 | 10/4/2021 | 270 | 251.18 | |
| 1903308 | 2208662 | 10/4/2021 | 270 | 100.00 | |
| 1903323 | 2208681 | 10/4/2021 | 270 | 100.00 | |
| 1903330 | 2208699 | 10/4/2021 | 270 | 13.65 | |
| 1903309 | 2208663 | 10/4/2021 | 270 | 0.27 | |

Run Date: 12/30/2021
 Run Time: 2:44:16PM

Demand Account Activity

Page: 93
 User: 0

Start Date: 7/1/2021 End Date: 12/31/2021

| Jnl. Entry | Ref # | Trx. Date | Ledger | Debit Amount | Credit Amount |
|------------|----------------------|-----------|--------|---------------|---------------|
| 1903292 | 2701001 | 10/4/2021 | 270 | | 26,932,479.43 |
| 1903294 | 2701003 | 10/4/2021 | 270 | | 100.00 |
| 1903295 | 2701004 | 10/4/2021 | 270 | | 12,853,288.18 |
| 1903296 | 2701005 | 10/4/2021 | 270 | | 14,297,962.25 |
| 1903297 | 2701006 | 10/4/2021 | 270 | | 954,888.07 |
| 1903685 | 2701005 | 10/5/2021 | 270 | 28,403,945.87 | |
| 1903686 | 2741001 | 10/5/2021 | 270 | 15,821,640.70 | |
| 1903675 | 2701007 AIRS TAX | 10/5/2021 | 270 | 12,429,037.28 | |
| 1903680 | 3001002 | 10/5/2021 | 270 | 5,000,000.00 | |
| 1903781 | 0811001 | 10/5/2021 | 270 | 2,497,605.29 | |
| 1903784 | Correct Journal Entr | 10/5/2021 | 270 | 2,497,605.28 | |
| 1903710 | 2208794 | 10/5/2021 | 270 | 716,269.82 | |
| 1903717 | 2208804 | 10/5/2021 | 270 | 496,675.40 | |
| 1903718 | 2208805 | 10/5/2021 | 270 | 306,000.00 | |
| 1903707 | 2208791 | 10/5/2021 | 270 | 259,000.00 | |
| 1903729 | 2208817 | 10/5/2021 | 270 | 253,662.20 | |
| 1903705 | 2208785 | 10/5/2021 | 270 | 190,198.08 | |
| 1903719 | 2208806 | 10/5/2021 | 270 | 156,374.41 | |
| 1903701 | 2208781 | 10/5/2021 | 270 | 135,343.47 | |
| 1903725 | 2208813 | 10/5/2021 | 270 | 117,982.03 | |
| 1903732 | 2208821 | 10/5/2021 | 270 | 100,000.00 | |
| 1903741 | 2208834 | 10/5/2021 | 270 | 95,954.16 | |
| 1903702 | 2208782 | 10/5/2021 | 270 | 77,316.56 | |
| 1903724 | 2208812 | 10/5/2021 | 270 | 73,571.25 | |
| 1903748 | 2208844 | 10/5/2021 | 270 | 50,750.72 | |
| 1903676 | 2701008 AIRS TAX | 10/5/2021 | 270 | 40,554.49 | |
| 1903723 | 2208811 | 10/5/2021 | 270 | 36,187.89 | |
| 1903727 | 2208815 | 10/5/2021 | 270 | 29,774.26 | |
| 1903728 | 2208816 | 10/5/2021 | 270 | 27,439.43 | |
| 1903706 | 2208790 | 10/5/2021 | 270 | 26,939.75 | |
| 1903733 | 2208822 | 10/5/2021 | 270 | 25,258.95 | |
| 1903734 | 2208823 | 10/5/2021 | 270 | 21,422.60 | |
| 1903722 | 2208810 | 10/5/2021 | 270 | 15,087.22 | |
| 1903740 | 2208833 | 10/5/2021 | 270 | 14,774.00 | |
| 1903678 | 2701010 AIRS DSM | 10/5/2021 | 270 | 14,642.75 | |
| 1903709 | 2208793 | 10/5/2021 | 270 | 12,935.00 | |
| 1903731 | 2208819 | 10/5/2021 | 270 | 11,425.00 | |
| 1903708 | 2208792 | 10/5/2021 | 270 | 11,200.00 | |
| 1903739 | 2208832 | 10/5/2021 | 270 | 10,715.27 | |
| 1903716 | 2208803 | 10/5/2021 | 270 | 10,711.31 | |
| 1903744 | 2208840 | 10/5/2021 | 270 | 6,480.00 | |
| 1903712 | 2208799 | 10/5/2021 | 270 | 5,889.52 | |
| 1903730 | 2208818 | 10/5/2021 | 270 | 5,473.90 | |
| 1903703 | 2208783 | 10/5/2021 | 270 | 5,241.93 | |
| 1903681 | 2701001 | 10/5/2021 | 270 | 4,986.22 | |
| 1903726 | 2208814 | 10/5/2021 | 270 | 4,825.98 | |
| 1903715 | 2208802 | 10/5/2021 | 270 | 3,168.54 | |
| 1903737 | 2208828 | 10/5/2021 | 270 | 2,600.00 | |
| 1903720 | 2208808 | 10/5/2021 | 270 | 2,285.00 | |
| 1903753 | 2208858 | 10/5/2021 | 270 | 2,132.75 | |
| 1903714 | 2208801 | 10/5/2021 | 270 | 1,999.50 | |
| 1903754 | 2208860 | 10/5/2021 | 270 | 1,988.69 | |
| 1903738 | 2208830 | 10/5/2021 | 270 | 1,903.25 | |
| 1903736 | 2208827 | 10/5/2021 | 270 | 1,730.00 | |
| 1903687 | 2751001 | 10/5/2021 | 270 | 1,283.26 | |
| 1903677 | 2701009 AIRS DSM | 10/5/2021 | 270 | 1,140.44 | |

Run Date: 12/30/2021
 Run Time: 2:44:16PM

Demand Account Activity

Start Date: 7/1/2021 End Date: 12/31/2021

Page: 94
 User: 0

| Jnl. Entry | Ref # | Trx. Date | Ledger | Debit Amount | Credit Amount |
|------------|---------------------|-----------|--------|---------------|---------------|
| 1903713 | 2208800 | 10/5/2021 | 270 | 1,035.00 | |
| 1903711 | 2208798 | 10/5/2021 | 270 | 1,000.00 | |
| 1903785 | 0801001 | 10/5/2021 | 270 | 571.16 | |
| 1903721 | 2208809 | 10/5/2021 | 270 | 194.64 | |
| 1903735 | 2208824 | 10/5/2021 | 270 | 100.00 | |
| 1903755 | 2208861 | 10/5/2021 | 270 | 26.68 | |
| 1903704 | 2208784 | 10/5/2021 | 270 | 25.53 | |
| 1903691 | 8009780 EFT REV 1 | 10/5/2021 | 270 | | 261,890.28 |
| 1903682 | 2701002 | 10/5/2021 | 270 | | 175.00 |
| 1903683 | 2701003 | 10/5/2021 | 270 | | 37,574,539.88 |
| 1903684 | 2701004 | 10/5/2021 | 270 | | 13,975,153.15 |
| 1903782 | 2781001 | 10/5/2021 | 270 | | 16,000,000.00 |
| 1903783 | Back Out Journal Er | 10/5/2021 | 270 | | 2,497,605.29 |
| 1904080 | 2701012 | 10/6/2021 | 270 | 50,000,243.05 | |
| 1904103 | 2208931 | 10/6/2021 | 270 | 24,906,705.27 | |
| 1904065 | 2701007 AIRS TAX | 10/6/2021 | 270 | 10,763,953.80 | |
| 1904072 | 3001002 | 10/6/2021 | 270 | 5,000,000.00 | |
| 1904149 | 2208979 | 10/6/2021 | 270 | 3,952,345.16 | |
| 1904132 | 2208962 | 10/6/2021 | 270 | 3,329,226.63 | |
| 1904108 | 2208936 | 10/6/2021 | 270 | 2,338,026.67 | |
| 1904086 | 0811001 | 10/6/2021 | 270 | 1,925,336.08 | |
| 1904109 | 2208937 | 10/6/2021 | 270 | 1,860,592.89 | |
| 1904148 | 2208978 | 10/6/2021 | 270 | 880,263.25 | |
| 1904081 | 2741001 | 10/6/2021 | 270 | 334,704.11 | |
| 1904134 | 2208964 | 10/6/2021 | 270 | 206,457.38 | |
| 1904131 | 2208960 | 10/6/2021 | 270 | 189,798.25 | |
| 1904150 | 2208980 | 10/6/2021 | 270 | 180,531.50 | |
| 1904158 | 2208989 | 10/6/2021 | 270 | 153,946.76 | |
| 1904112 | 2208940 | 10/6/2021 | 270 | 152,090.49 | |
| 1904133 | 2208963 | 10/6/2021 | 270 | 150,442.33 | |
| 1904118 | 2208946 | 10/6/2021 | 270 | 143,126.95 | |
| 1904175 | 2209026 | 10/6/2021 | 270 | 140,061.15 | |
| 1904068 | 2701010 AIRS DSM | 10/6/2021 | 270 | 123,980.42 | |
| 1904156 | 2208986 | 10/6/2021 | 270 | 122,345.55 | |
| 1904155 | 2208985 | 10/6/2021 | 270 | 81,607.53 | |
| 1904066 | 2701008 AIRS TAX | 10/6/2021 | 270 | 61,973.72 | |
| 1904157 | 2208988 | 10/6/2021 | 270 | 61,646.96 | |
| 1904136 | 2208966 | 10/6/2021 | 270 | 59,005.38 | |
| 1904176 | 2209027 | 10/6/2021 | 270 | 51,971.33 | |
| 1904172 | 2209023 | 10/6/2021 | 270 | 51,398.41 | |
| 1904082 | 2751001 | 10/6/2021 | 270 | 50,680.51 | |
| 1904128 | 2208957 | 10/6/2021 | 270 | 41,833.46 | |
| 1904120 | 2208948 | 10/6/2021 | 270 | 22,763.07 | |
| 1904110 | 2208938 | 10/6/2021 | 270 | 20,644.70 | |
| 1904135 | 2208965 | 10/6/2021 | 270 | 20,541.75 | |
| 1904151 | 2208981 | 10/6/2021 | 270 | 20,091.00 | |
| 1904177 | 2209028 | 10/6/2021 | 270 | 17,409.50 | |
| 1904127 | 2208955 | 10/6/2021 | 270 | 16,145.99 | |
| 1904129 | 2208958 | 10/6/2021 | 270 | 15,298.00 | |
| 1904111 | 2208939 | 10/6/2021 | 270 | 11,018.06 | |
| 1904174 | 2209025 | 10/6/2021 | 270 | 9,871.21 | |
| 1904104 | 2208932 | 10/6/2021 | 270 | 8,353.50 | |
| 1904113 | 2208941 | 10/6/2021 | 270 | 8,323.00 | |
| 1904106 | 2208934 | 10/6/2021 | 270 | 8,000.00 | |
| 1904146 | 2208976 | 10/6/2021 | 270 | 7,998.14 | |
| 1904145 | 2208975 | 10/6/2021 | 270 | 7,078.50 | |

Run Date: 12/30/2021
 Run Time: 2:44:16PM

Demand Account Activity

Start Date: 7/1/2021 End Date: 12/31/2021

Page: 95
 User: 0

| Jnl. Entry | Ref # | Trx. Date | Ledger | Debit Amount | Credit Amount |
|------------|-------------------|-----------|--------|----------------|---------------|
| 1904160 | 2208991 | 10/6/2021 | 270 | 6,175.25 | |
| 1904126 | 2208954 | 10/6/2021 | 270 | 5,790.34 | |
| 1904147 | 2208977 | 10/6/2021 | 270 | 5,768.59 | |
| 1904105 | 2208933 | 10/6/2021 | 270 | 5,700.00 | |
| 1904114 | 2208942 | 10/6/2021 | 270 | 5,600.00 | |
| 1904115 | 2208943 | 10/6/2021 | 270 | 4,380.00 | |
| 1904116 | 2208944 | 10/6/2021 | 270 | 3,950.00 | |
| 1904123 | 2208951 | 10/6/2021 | 270 | 3,715.80 | |
| 1904124 | 2208952 | 10/6/2021 | 270 | 2,751.06 | |
| 1904125 | 2208953 | 10/6/2021 | 270 | 2,500.00 | |
| 1904178 | 2209029 | 10/6/2021 | 270 | 2,470.43 | |
| 1904143 | 2208973 | 10/6/2021 | 270 | 2,450.00 | |
| 1904142 | 2208972 | 10/6/2021 | 270 | 2,417.81 | |
| 1904173 | 2209024 | 10/6/2021 | 270 | 2,254.15 | |
| 1904076 | 2701003 | 10/6/2021 | 270 | 2,071.00 | |
| 1904137 | 2208967 | 10/6/2021 | 270 | 2,026.00 | |
| 1904138 | 2208968 | 10/6/2021 | 270 | 2,018.00 | |
| 1904139 | 2208969 | 10/6/2021 | 270 | 1,828.00 | |
| 1904154 | 2208984 | 10/6/2021 | 270 | 1,589.52 | |
| 1904144 | 2208974 | 10/6/2021 | 270 | 1,230.00 | |
| 1904153 | 2208983 | 10/6/2021 | 270 | 1,200.00 | |
| 1904168 | 2209011 | 10/6/2021 | 270 | 1,193.60 | |
| 1904159 | 2208990 | 10/6/2021 | 270 | 1,110.00 | |
| 1904140 | 2208970 | 10/6/2021 | 270 | 1,076.00 | |
| 1904117 | 2208945 | 10/6/2021 | 270 | 900.00 | |
| 1904152 | 2208982 | 10/6/2021 | 270 | 744.39 | |
| 1904107 | 2208935 | 10/6/2021 | 270 | 550.00 | |
| 1904167 | 2209010 | 10/6/2021 | 270 | 525.00 | |
| 1904130 | 2208959 | 10/6/2021 | 270 | 521.81 | |
| 1904067 | 2701009 AIRS DSM | 10/6/2021 | 270 | 393.04 | |
| 1904121 | 2208949 | 10/6/2021 | 270 | 266.96 | |
| 1904119 | 2208947 | 10/6/2021 | 270 | 256.04 | |
| 1904122 | 2208950 | 10/6/2021 | 270 | 202.94 | |
| 1904141 | 2208971 | 10/6/2021 | 270 | 120.25 | |
| 1904069 | 2701011 AIRS DSM | 10/6/2021 | 270 | 100.00 | |
| 1904074 | 2701001 | 10/6/2021 | 270 | | 36,009,354.81 |
| 1904075 | 2701002 | 10/6/2021 | 270 | | 135.00 |
| 1904077 | 2701004 | 10/6/2021 | 270 | | 24,906,705.27 |
| 1904078 | 2701005 | 10/6/2021 | 270 | | 11,041,843.43 |
| 1904079 | 2701006 | 10/6/2021 | 270 | | 1,195,875.08 |
| 1904087 | 8009783 EFT REV 1 | 10/6/2021 | 270 | | 22,419.30 |
| 1904193 | 2781001 | 10/6/2021 | 270 | | 34,000,000.00 |
| 1905162 | 2209046 | 10/7/2021 | 270 | 329,228,026.59 | |
| 1905130 | 3001003 | 10/7/2021 | 270 | 9,000,000.00 | |
| 1905155 | 2701007 AIRS TAX | 10/7/2021 | 270 | 6,521,456.03 | |
| 1905241 | 0811001 | 10/7/2021 | 270 | 855,549.28 | |
| 1905188 | 2209080 | 10/7/2021 | 270 | 603,048.59 | |
| 1905165 | 2209049 | 10/7/2021 | 270 | 584,551.90 | |
| 1905163 | 2209047 | 10/7/2021 | 270 | 365,952.94 | |
| 1905164 | 2209048 | 10/7/2021 | 270 | 309,930.66 | |
| 1905156 | 2701008 AIRS TAX | 10/7/2021 | 270 | 303,987.87 | |
| 1905168 | 2209052 | 10/7/2021 | 270 | 277,683.39 | |
| 1905169 | 2209053 | 10/7/2021 | 270 | 252,688.54 | |
| 1905170 | 2209054 | 10/7/2021 | 270 | 227,563.96 | |
| 1905171 | 2209055 | 10/7/2021 | 270 | 192,065.11 | |
| 1905172 | 2209056 | 10/7/2021 | 270 | 179,986.04 | |

Run Date: 12/30/2021
 Run Time: 2:44:16PM

Demand Account Activity

Start Date: 7/1/2021 End Date: 12/31/2021

Page: 96
 User: 0

| Jnl. Entry | Ref # | Trx. Date | Ledger | Debit Amount | Credit Amount |
|------------|-------------------|-----------|--------|----------------|----------------|
| 1905240 | 2209166 | 10/7/2021 | 270 | 170,000.00 | |
| 1905166 | 2209050 | 10/7/2021 | 270 | 146,674.71 | |
| 1905226 | 2209135 | 10/7/2021 | 270 | 132,738.23 | |
| 1905184 | 2209075 | 10/7/2021 | 270 | 111,015.29 | |
| 1905138 | 2751001 | 10/7/2021 | 270 | 102,897.72 | |
| 1905158 | 2701010 AIRS DSM | 10/7/2021 | 270 | 96,921.28 | |
| 1905183 | 2209073 | 10/7/2021 | 270 | 84,705.05 | |
| 1905198 | 2209107 | 10/7/2021 | 270 | 67,569.00 | |
| 1905210 | 2209119 | 10/7/2021 | 270 | 64,725.30 | |
| 1905209 | 2209118 | 10/7/2021 | 270 | 62,870.82 | |
| 1905173 | 2209057 | 10/7/2021 | 270 | 54,667.39 | |
| 1905187 | 2209079 | 10/7/2021 | 270 | 54,537.13 | |
| 1905191 | 2209093 | 10/7/2021 | 270 | 48,301.30 | |
| 1905137 | 2701006 | 10/7/2021 | 270 | 23,712.05 | |
| 1905208 | 2209117 | 10/7/2021 | 270 | 22,248.00 | |
| 1905190 | 2209082 | 10/7/2021 | 270 | 18,031.25 | |
| 1905207 | 2209116 | 10/7/2021 | 270 | 14,333.38 | |
| 1905167 | 2209051 | 10/7/2021 | 270 | 13,241.69 | |
| 1905206 | 2209115 | 10/7/2021 | 270 | 11,537.00 | |
| 1905232 | 2209146 | 10/7/2021 | 270 | 10,811.00 | |
| 1905181 | 2209071 | 10/7/2021 | 270 | 9,520.89 | |
| 1905205 | 2209114 | 10/7/2021 | 270 | 7,685.62 | |
| 1905159 | 2701011 AIRS DSM | 10/7/2021 | 270 | 7,050.00 | |
| 1905203 | 2209112 | 10/7/2021 | 270 | 3,522.00 | |
| 1905214 | 2209123 | 10/7/2021 | 270 | 3,000.00 | |
| 1905230 | 2209144 | 10/7/2021 | 270 | 2,713.24 | |
| 1905157 | 2701009 AIRS DSM | 10/7/2021 | 270 | 2,558.48 | |
| 1905174 | 2209060 | 10/7/2021 | 270 | 2,229.88 | |
| 1905192 | 2209094 | 10/7/2021 | 270 | 2,055.80 | |
| 1905182 | 2209072 | 10/7/2021 | 270 | 1,946.64 | |
| 1905178 | 2209064 | 10/7/2021 | 270 | 1,774.00 | |
| 1905204 | 2209113 | 10/7/2021 | 270 | 1,660.00 | |
| 1905228 | 2209142 | 10/7/2021 | 270 | 1,530.00 | |
| 1905175 | 2209061 | 10/7/2021 | 270 | 1,362.00 | |
| 1905176 | 2209062 | 10/7/2021 | 270 | 1,027.00 | |
| 1905177 | 2209063 | 10/7/2021 | 270 | 945.00 | |
| 1905202 | 2209111 | 10/7/2021 | 270 | 815.74 | |
| 1905179 | 2209067 | 10/7/2021 | 270 | 755.00 | |
| 1905211 | 2209120 | 10/7/2021 | 270 | 417.72 | |
| 1905193 | 2209096 | 10/7/2021 | 270 | 350.00 | |
| 1905189 | 2209081 | 10/7/2021 | 270 | 336.75 | |
| 1905229 | 2209143 | 10/7/2021 | 270 | 218.50 | |
| 1905201 | 2209110 | 10/7/2021 | 270 | 200.00 | |
| 1905231 | 2209145 | 10/7/2021 | 270 | 200.00 | |
| 1905180 | 2209068 | 10/7/2021 | 270 | 190.00 | |
| 1905200 | 2209109 | 10/7/2021 | 270 | 53.96 | |
| 1905199 | 2209108 | 10/7/2021 | 270 | 17.00 | |
| 1905126 | 8009785 EFT REV 1 | 10/7/2021 | 270 | | 11,303.54 |
| 1905132 | 2701001 | 10/7/2021 | 270 | | 6,076,344.41 |
| 1905133 | 2701002 | 10/7/2021 | 270 | | 47,462,103.75 |
| 1905134 | 2701003 | 10/7/2021 | 270 | | 269,899,183.35 |
| 1905135 | 2701004 | 10/7/2021 | 270 | | 75.00 |
| 1905136 | 2701005 | 10/7/2021 | 270 | | 22,064,849.90 |
| 1905242 | 2781001 | 10/7/2021 | 270 | | 5,000,000.00 |
| 1905546 | 2701005 | 10/8/2021 | 270 | 504,944,332.93 | |
| 1905563 | 2701007 AIRS TAX | 10/8/2021 | 270 | 10,670,726.26 | |

Run Date: 12/30/2021
 Run Time: 2:44:16PM

Demand Account Activity

Page: 97
 User: 0

Start Date: 7/1/2021 End Date: 12/31/2021

| Jnl. Entry | Ref # | Trx. Date | Ledger | Debit Amount | Credit Amount |
|------------|-------------------|------------|--------|--------------|----------------|
| 1905540 | 3001002 | 10/8/2021 | 270 | 6,000,000.00 | |
| 1905567 | 2781001 | 10/8/2021 | 270 | 6,000,000.00 | |
| 1905566 | 0811001 | 10/8/2021 | 270 | 3,764,785.19 | |
| 1905617 | 2209243 | 10/8/2021 | 270 | 2,446,415.09 | |
| 1905615 | 2209241 | 10/8/2021 | 270 | 2,424,010.00 | |
| 1905588 | 2209202 | 10/8/2021 | 270 | 750,000.00 | |
| 1905586 | 2209198 | 10/8/2021 | 270 | 464,244.20 | |
| 1905604 | 2209225 | 10/8/2021 | 270 | 449,179.65 | |
| 1905570 | 2209169 | 10/8/2021 | 270 | 274,985.88 | |
| 1905575 | 2209186 | 10/8/2021 | 270 | 217,243.61 | |
| 1905577 | 2209189 | 10/8/2021 | 270 | 206,369.74 | |
| 1905589 | 2209203 | 10/8/2021 | 270 | 76,356.02 | |
| 1905606 | 2209227 | 10/8/2021 | 270 | 54,931.84 | |
| 1905585 | 2209197 | 10/8/2021 | 270 | 41,461.59 | |
| 1905565 | 2701009 AIRS DSM | 10/8/2021 | 270 | 37,146.67 | |
| 1905568 | 2209167 | 10/8/2021 | 270 | 35,401.81 | |
| 1905618 | 2209248 | 10/8/2021 | 270 | 27,731.16 | |
| 1905587 | 2209201 | 10/8/2021 | 270 | 26,388.93 | |
| 1905611 | 2209237 | 10/8/2021 | 270 | 10,000.00 | |
| 1905574 | 2209176 | 10/8/2021 | 270 | 9,378.75 | |
| 1905605 | 2209226 | 10/8/2021 | 270 | 8,676.00 | |
| 1905616 | 2209242 | 10/8/2021 | 270 | 7,715.35 | |
| 1905641 | 2209284 | 10/8/2021 | 270 | 7,444.48 | |
| 1905590 | 2209204 | 10/8/2021 | 270 | 5,086.83 | |
| 1905579 | 2209191 | 10/8/2021 | 270 | 4,305.00 | |
| 1905620 | 2209250 | 10/8/2021 | 270 | 4,230.00 | |
| 1905572 | 2209174 | 10/8/2021 | 270 | 4,135.07 | |
| 1905580 | 2209192 | 10/8/2021 | 270 | 3,875.00 | |
| 1905640 | 2209283 | 10/8/2021 | 270 | 3,470.17 | |
| 1905564 | 2701008 AIRS TAX | 10/8/2021 | 270 | 3,050.38 | |
| 1905573 | 2209175 | 10/8/2021 | 270 | 2,552.04 | |
| 1905582 | 2209194 | 10/8/2021 | 270 | 2,300.00 | |
| 1905614 | 2209240 | 10/8/2021 | 270 | 1,297.01 | |
| 1905583 | 2209195 | 10/8/2021 | 270 | 1,270.00 | |
| 1905612 | 2209238 | 10/8/2021 | 270 | 753.12 | |
| 1905581 | 2209193 | 10/8/2021 | 270 | 675.00 | |
| 1905578 | 2209190 | 10/8/2021 | 270 | 650.00 | |
| 1905576 | 2209187 | 10/8/2021 | 270 | 605.50 | |
| 1905554 | 0801001 | 10/8/2021 | 270 | 409.42 | |
| 1905584 | 2209196 | 10/8/2021 | 270 | 400.00 | |
| 1905613 | 2209239 | 10/8/2021 | 270 | 355.56 | |
| 1905619 | 2209249 | 10/8/2021 | 270 | 153.68 | |
| 1905571 | 2209173 | 10/8/2021 | 270 | 50.00 | |
| 1905569 | 2209168 | 10/8/2021 | 270 | 1.00 | |
| 1905548 | 8009786 EFT REV 1 | 10/8/2021 | 270 | | 22,608.31 |
| 1905542 | 2701001 | 10/8/2021 | 270 | | 25.00 |
| 1905543 | 2701002 | 10/8/2021 | 270 | | 524,092,214.00 |
| 1905544 | 2701003 | 10/8/2021 | 270 | | 6,306,180.40 |
| 1905545 | 2701004 | 10/8/2021 | 270 | | 8,602,206.27 |
| 1905860 | 2209324 | 10/11/2021 | 270 | 452,398.68 | |
| 1905844 | 2209305 | 10/11/2021 | 270 | 213,000.00 | |
| 1905835 | 0811001 | 10/11/2021 | 270 | 106,463.63 | |
| 1905861 | 2209325 | 10/11/2021 | 270 | 11,661.00 | |
| 1905838 | 2209295 | 10/11/2021 | 270 | 11,574.00 | |
| 1905856 | 2209318 | 10/11/2021 | 270 | 9,973.25 | |
| 1905845 | 2209306 | 10/11/2021 | 270 | 8,500.00 | |

Run Date: 12/30/2021
 Run Time: 2:44:16PM

Demand Account Activity

Page: 98
 User: 0

Start Date: 7/1/2021 End Date: 12/31/2021

| Jnl. Entry | Ref # | Trx. Date | Ledger | Debit Amount | Credit Amount |
|------------|-------------------|------------|--------|---------------|---------------|
| 1905864 | 2209328 | 10/11/2021 | 270 | 4,972.50 | |
| 1905868 | 2701003 | 10/11/2021 | 270 | 4,751.00 | |
| 1905841 | 2209298 | 10/11/2021 | 270 | 3,455.00 | |
| 1905846 | 2209307 | 10/11/2021 | 270 | 3,310.32 | |
| 1905859 | 2209323 | 10/11/2021 | 270 | 3,194.50 | |
| 1905834 | 0801001 | 10/11/2021 | 270 | 2,937.30 | |
| 1905857 | 2209319 | 10/11/2021 | 270 | 2,143.24 | |
| 1905840 | 2209297 | 10/11/2021 | 270 | 1,740.00 | |
| 1905842 | 2209300 | 10/11/2021 | 270 | 1,679.75 | |
| 1905862 | 2209326 | 10/11/2021 | 270 | 1,675.00 | |
| 1905855 | 2209317 | 10/11/2021 | 270 | 1,460.00 | |
| 1905848 | 2209309 | 10/11/2021 | 270 | 1,060.00 | |
| 1905863 | 2209327 | 10/11/2021 | 270 | 216.50 | |
| 1905843 | 2209302 | 10/11/2021 | 270 | 160.00 | |
| 1905847 | 2209308 | 10/11/2021 | 270 | 138.25 | |
| 1905839 | 2209296 | 10/11/2021 | 270 | 125.85 | |
| 1905830 | 2701001 | 10/11/2021 | 270 | | 262.00 |
| 1906154 | 222701030 | 10/12/2021 | 270 | 41,000,000.00 | |
| 1906134 | 222701009 | 10/12/2021 | 270 | 11,000,000.00 | |
| 1906148 | 222700901EFT AIR: | 10/12/2021 | 270 | 10,096,984.80 | |
| 1906261 | 222701031 | 10/12/2021 | 270 | 5,403,331.60 | |
| 1906247 | 2209452 | 10/12/2021 | 270 | 1,500,000.00 | |
| 1906215 | 2209398 | 10/12/2021 | 270 | 1,078,298.26 | |
| 1906216 | 2209399 | 10/12/2021 | 270 | 1,034,517.57 | |
| 1906183 | 2209361 | 10/12/2021 | 270 | 832,275.52 | |
| 1906204 | 2209383 | 10/12/2021 | 270 | 561,374.79 | |
| 1906133 | 222701008 | 10/12/2021 | 270 | 454,857.00 | |
| 1906177 | 2209355 | 10/12/2021 | 270 | 375,353.28 | |
| 1906132 | 222701007 | 10/12/2021 | 270 | 295,784.57 | |
| 1906203 | 2209381 | 10/12/2021 | 270 | 250,653.77 | |
| 1906251 | 2209459 | 10/12/2021 | 270 | 235,000.00 | |
| 1906254 | 2209462 | 10/12/2021 | 270 | 226,000.00 | |
| 1906184 | 2209362 | 10/12/2021 | 270 | 206,538.95 | |
| 1906252 | 2209460 | 10/12/2021 | 270 | 175,000.00 | |
| 1906173 | 2209351 | 10/12/2021 | 270 | 142,856.06 | |
| 1906217 | 2209400 | 10/12/2021 | 270 | 112,375.06 | |
| 1906185 | 2209363 | 10/12/2021 | 270 | 90,712.08 | |
| 1906206 | 2209388 | 10/12/2021 | 270 | 87,598.36 | |
| 1906151 | 222700904IRPCC A | 10/12/2021 | 270 | 73,008.76 | |
| 1906186 | 2209364 | 10/12/2021 | 270 | 56,553.74 | |
| 1906187 | 2209365 | 10/12/2021 | 270 | 54,404.23 | |
| 1906178 | 2209356 | 10/12/2021 | 270 | 52,603.09 | |
| 1906181 | 2209359 | 10/12/2021 | 270 | 48,988.38 | |
| 1906149 | 222700902CCAIRS | 10/12/2021 | 270 | 34,724.50 | |
| 1906168 | 2209345 | 10/12/2021 | 270 | 34,720.00 | |
| 1906207 | 2209389 | 10/12/2021 | 270 | 29,138.50 | |
| 1906172 | 2209349 | 10/12/2021 | 270 | 22,073.88 | |
| 1906188 | 2209366 | 10/12/2021 | 270 | 19,850.00 | |
| 1906170 | 2209347 | 10/12/2021 | 270 | 12,600.00 | |
| 1906153 | 222700906ABC LIC | 10/12/2021 | 270 | 10,665.00 | |
| 1906179 | 2209357 | 10/12/2021 | 270 | 10,067.18 | |
| 1906189 | 2209367 | 10/12/2021 | 270 | 9,815.41 | |
| 1906190 | 2209368 | 10/12/2021 | 270 | 9,106.97 | |
| 1906191 | 2209369 | 10/12/2021 | 270 | 9,000.00 | |
| 1906192 | 2209370 | 10/12/2021 | 270 | 8,425.54 | |
| 1906212 | 2209395 | 10/12/2021 | 270 | 5,995.71 | |

Run Date: 12/30/2021
 Run Time: 2:44:16PM

Demand Account Activity

Page: 99
 User: 0

Start Date: 7/1/2021 End Date: 12/31/2021

| Jnl. Entry | Ref # | Trx. Date | Ledger | Debit Amount | Credit Amount |
|------------|----------------------|------------|--------|---------------|---------------|
| 1906180 | 2209358 | 10/12/2021 | 270 | 4,538.36 | |
| 1906182 | 2209360 | 10/12/2021 | 270 | 2,853.96 | |
| 1906162 | 2209339 | 10/12/2021 | 270 | 2,395.00 | |
| 1906160 | 2209337 | 10/12/2021 | 270 | 2,210.00 | |
| 1906152 | 222700905ABC LIC | 10/12/2021 | 270 | 1,900.00 | |
| 1906150 | 222700903IFTA CC | 10/12/2021 | 270 | 1,782.59 | |
| 1906210 | 2209392 | 10/12/2021 | 270 | 1,673.56 | |
| 1906193 | 2209371 | 10/12/2021 | 270 | 1,624.00 | |
| 1906208 | 2209390 | 10/12/2021 | 270 | 1,606.23 | |
| 1906194 | 2209372 | 10/12/2021 | 270 | 1,114.00 | |
| 1906169 | 2209346 | 10/12/2021 | 270 | 1,080.00 | |
| 1906163 | 2209340 | 10/12/2021 | 270 | 955.00 | |
| 1906195 | 2209373 | 10/12/2021 | 270 | 904.00 | |
| 1906165 | 2209342 | 10/12/2021 | 270 | 675.00 | |
| 1906164 | 2209341 | 10/12/2021 | 270 | 650.00 | |
| 1906161 | 2209338 | 10/12/2021 | 270 | 620.00 | |
| 1906167 | 2209344 | 10/12/2021 | 270 | 600.00 | |
| 1906196 | 2209374 | 10/12/2021 | 270 | 500.00 | |
| 1906199 | 2209377 | 10/12/2021 | 270 | 461.16 | |
| 1906171 | 2209348 | 10/12/2021 | 270 | 349.41 | |
| 1906166 | 2209343 | 10/12/2021 | 270 | 300.00 | |
| 1906209 | 2209391 | 10/12/2021 | 270 | 262.58 | |
| 1906176 | 2209354 | 10/12/2021 | 270 | 200.00 | |
| 1906197 | 2209375 | 10/12/2021 | 270 | 150.00 | |
| 1906175 | 2209353 | 10/12/2021 | 270 | 131.76 | |
| 1906200 | 2209378 | 10/12/2021 | 270 | 131.76 | |
| 1906198 | 2209376 | 10/12/2021 | 270 | 65.88 | |
| 1906174 | 2209352 | 10/12/2021 | 270 | 26.35 | |
| 1906211 | 2209394 | 10/12/2021 | 270 | 25.21 | |
| 1906130 | 8009789 EFT REV 1 | 10/12/2021 | 270 | | 7,812.38 |
| 1906131 | 8009790 EFT REV 1 | 10/12/2021 | 270 | | 31,134.00 |
| 1906135 | 222701010 | 10/12/2021 | 270 | | 26,999,611.12 |
| 1906136 | 222701011 | 10/12/2021 | 270 | | 32,819,722.81 |
| 1906139 | 222701015 | 10/12/2021 | 270 | | 16,269,195.39 |
| 1906567 | 2209472 | 10/13/2021 | 270 | 75,388,717.99 | |
| 1906539 | 222701001EFT AIR: | 10/13/2021 | 270 | 51,449,969.45 | |
| 1906600 | 2209529 | 10/13/2021 | 270 | 27,562,674.31 | |
| 1906604 | 2209533 | 10/13/2021 | 270 | 22,938,808.25 | |
| 1906637 | 2209592 | 10/13/2021 | 270 | 10,119,706.00 | |
| 1906544 | 222701006 | 10/13/2021 | 270 | 8,000,000.00 | |
| 1906578 | 2209483 | 10/13/2021 | 270 | 3,147,509.91 | |
| 1906560 | 222701040 | 10/13/2021 | 270 | 3,047,984.55 | |
| 1906570 | 2209475 | 10/13/2021 | 270 | 2,642,444.48 | |
| 1906606 | 2209535 | 10/13/2021 | 270 | 2,154,986.55 | |
| 1906605 | 2209534 | 10/13/2021 | 270 | 1,748,047.96 | |
| 1906624 | 2209575 | 10/13/2021 | 270 | 1,429,631.30 | |
| 1906621 | 2209572 | 10/13/2021 | 270 | 1,347,133.38 | |
| 1906634 | 2209588 | 10/13/2021 | 270 | 1,269,691.89 | |
| 1906582 | 2209498 | 10/13/2021 | 270 | 604,361.72 | |
| 1906572 | 2209477 | 10/13/2021 | 270 | 333,762.84 | |
| 1906559 | 222701003NONAIR: | 10/13/2021 | 270 | 303,472.46 | |
| 1906679 | Correct Journal Entr | 10/13/2021 | 270 | 302,472.46 | |
| 1906571 | 2209476 | 10/13/2021 | 270 | 301,155.00 | |
| 1906595 | 2209524 | 10/13/2021 | 270 | 300,000.00 | |
| 1906651 | 2209607 | 10/13/2021 | 270 | 294,310.95 | |
| 1906568 | 2209473 | 10/13/2021 | 270 | 215,629.47 | |

Run Date: 12/30/2021
 Run Time: 2:44:16PM

Demand Account Activity

Start Date: 7/1/2021 End Date: 12/31/2021

Page: 100
 User: 0

| Jnl. Entry | Ref # | Trx. Date | Ledger | Debit Amount | Credit Amount |
|------------|--------------------|------------|--------|--------------|---------------|
| 1906540 | 222701002CC AIRS | 10/13/2021 | 270 | 198,256.93 | |
| 1906573 | 2209478 | 10/13/2021 | 270 | 195,497.36 | |
| 1906597 | 2209526 | 10/13/2021 | 270 | 173,900.00 | |
| 1906620 | 2209571 | 10/13/2021 | 270 | 171,183.34 | |
| 1906623 | 2209574 | 10/13/2021 | 270 | 136,768.10 | |
| 1906586 | 2209509 | 10/13/2021 | 270 | 118,925.00 | |
| 1906625 | 2209579 | 10/13/2021 | 270 | 100,636.48 | |
| 1906584 | 2209500 | 10/13/2021 | 270 | 87,648.73 | |
| 1906585 | 2209505 | 10/13/2021 | 270 | 87,448.32 | |
| 1906628 | 2209582 | 10/13/2021 | 270 | 87,044.82 | |
| 1906643 | 2209599 | 10/13/2021 | 270 | 73,776.59 | |
| 1906626 | 2209580 | 10/13/2021 | 270 | 46,677.15 | |
| 1906638 | 2209593 | 10/13/2021 | 270 | 35,333.85 | |
| 1906541 | 222701004IFTA CC | 10/13/2021 | 270 | 32,281.94 | |
| 1906569 | 2209474 | 10/13/2021 | 270 | 30,619.18 | |
| 1906580 | 2209496 | 10/13/2021 | 270 | 26,418.12 | |
| 1906542 | 222701005IRPCC A | 10/13/2021 | 270 | 22,981.29 | |
| 1906635 | 2209590 | 10/13/2021 | 270 | 16,099.31 | |
| 1906545 | 222701007 | 10/13/2021 | 270 | 14,753.90 | |
| 1906636 | 2209591 | 10/13/2021 | 270 | 11,359.00 | |
| 1906583 | 2209499 | 10/13/2021 | 270 | 11,321.97 | |
| 1906622 | 2209573 | 10/13/2021 | 270 | 11,264.51 | |
| 1906644 | 2209600 | 10/13/2021 | 270 | 11,187.80 | |
| 1906574 | 2209479 | 10/13/2021 | 270 | 8,486.64 | |
| 1906641 | 2209597 | 10/13/2021 | 270 | 7,782.50 | |
| 1906566 | 2209471 | 10/13/2021 | 270 | 7,679.55 | |
| 1906581 | 2209497 | 10/13/2021 | 270 | 7,297.94 | |
| 1906632 | 2209586 | 10/13/2021 | 270 | 7,149.00 | |
| 1906596 | 2209525 | 10/13/2021 | 270 | 4,548.25 | |
| 1906587 | 2209510 | 10/13/2021 | 270 | 3,231.63 | |
| 1906562 | Warrant Adjustment | 10/13/2021 | 270 | 3,227.00 | |
| 1906640 | 2209595 | 10/13/2021 | 270 | 2,950.00 | |
| 1906556 | 222701030 | 10/13/2021 | 270 | 2,793.00 | |
| 1906590 | 2209514 | 10/13/2021 | 270 | 2,670.00 | |
| 1906616 | 2209567 | 10/13/2021 | 270 | 2,444.10 | |
| 1906548 | 222701010 | 10/13/2021 | 270 | 2,438.26 | |
| 1906579 | 2209494 | 10/13/2021 | 270 | 2,134.64 | |
| 1906575 | 2209480 | 10/13/2021 | 270 | 2,009.30 | |
| 1906589 | 2209513 | 10/13/2021 | 270 | 1,920.00 | |
| 1906652 | 2209608 | 10/13/2021 | 270 | 1,840.45 | |
| 1906594 | 2209523 | 10/13/2021 | 270 | 1,430.00 | |
| 1906591 | 2209516 | 10/13/2021 | 270 | 1,415.00 | |
| 1906564 | 2209469 | 10/13/2021 | 270 | 1,170.60 | |
| 1906642 | 2209598 | 10/13/2021 | 270 | 745.25 | |
| 1906592 | 2209518 | 10/13/2021 | 270 | 585.00 | |
| 1906617 | 2209568 | 10/13/2021 | 270 | 448.78 | |
| 1906593 | 2209520 | 10/13/2021 | 270 | 200.00 | |
| 1906633 | 2209587 | 10/13/2021 | 270 | 169.05 | |
| 1906576 | 2209481 | 10/13/2021 | 270 | 149.00 | |
| 1906639 | 2209594 | 10/13/2021 | 270 | 100.00 | |
| 1906577 | 2209482 | 10/13/2021 | 270 | 81.49 | |
| 1906588 | 2209512 | 10/13/2021 | 270 | 46.00 | |
| 1906565 | 2209470 | 10/13/2021 | 270 | 36.13 | |
| 1906627 | 2209581 | 10/13/2021 | 270 | 29.49 | |
| 1906557 | 8009791 EFT REV 1 | 10/13/2021 | 270 | | 1,384.00 |
| 1906546 | 222701008 | 10/13/2021 | 270 | | 7,766,976.59 |

Run Date: 12/30/2021
 Run Time: 2:44:16PM

Demand Account Activity

Start Date: 7/1/2021 End Date: 12/31/2021

Page: 101
 User: 0

| Jnl. Entry | Ref # | Trx. Date | Ledger | Debit Amount | Credit Amount |
|------------|---------------------|------------|--------|---------------|---------------|
| 1906549 | 222701011 | 10/13/2021 | 270 | | 75,388,717.99 |
| 1906550 | 222701012 | 10/13/2021 | 270 | | 70.00 |
| 1906551 | 222701013 | 10/13/2021 | 270 | | 15,615,532.77 |
| 1906552 | 222701020 | 10/13/2021 | 270 | | 3,503,792.78 |
| 1906554 | 222701022 | 10/13/2021 | 270 | | 79,999,477.79 |
| 1906563 | 222701041 | 10/13/2021 | 270 | | 34,000,000.00 |
| 1906678 | Back Out Journal Er | 10/13/2021 | 270 | | 303,472.46 |
| 1907105 | 2209692 | 10/14/2021 | 270 | 66,080,447.80 | |
| 1907061 | 222701001EFT AIRS | 10/14/2021 | 270 | 42,802,352.33 | |
| 1907045 | 222701005 | 10/14/2021 | 270 | 5,000,000.00 | |
| 1907040 | 222701003 | 10/14/2021 | 270 | 4,137,627.32 | |
| 1907175 | 222701040 | 10/14/2021 | 270 | 3,029,076.54 | |
| 1907076 | 2209657 | 10/14/2021 | 270 | 1,166,752.59 | |
| 1907172 | 2209789 | 10/14/2021 | 270 | 422,000.00 | |
| 1907113 | 2209702 | 10/14/2021 | 270 | 410,023.84 | |
| 1907047 | 222701007 | 10/14/2021 | 270 | 268,362.44 | |
| 1907091 | 2209677 | 10/14/2021 | 270 | 256,567.95 | |
| 1907098 | 2209684 | 10/14/2021 | 270 | 242,166.18 | |
| 1907099 | 2209685 | 10/14/2021 | 270 | 233,345.45 | |
| 1907171 | 2209788 | 10/14/2021 | 270 | 227,962.65 | |
| 1907065 | 2209646 | 10/14/2021 | 270 | 197,371.54 | |
| 1907048 | 222701008 | 10/14/2021 | 270 | 132,985.00 | |
| 1907072 | 2209653 | 10/14/2021 | 270 | 112,226.48 | |
| 1907174 | 2209791 | 10/14/2021 | 270 | 99,009.61 | |
| 1907096 | 2209682 | 10/14/2021 | 270 | 88,565.00 | |
| 1907073 | 2209654 | 10/14/2021 | 270 | 87,437.43 | |
| 1907095 | 2209681 | 10/14/2021 | 270 | 81,560.00 | |
| 1907173 | 2209790 | 10/14/2021 | 270 | 81,230.25 | |
| 1907092 | 2209678 | 10/14/2021 | 270 | 73,540.01 | |
| 1907097 | 2209683 | 10/14/2021 | 270 | 67,570.00 | |
| 1907110 | 2209699 | 10/14/2021 | 270 | 52,109.89 | |
| 1907071 | 2209652 | 10/14/2021 | 270 | 41,010.92 | |
| 1907077 | 2209658 | 10/14/2021 | 270 | 36,152.79 | |
| 1907075 | 2209656 | 10/14/2021 | 270 | 34,882.80 | |
| 1907151 | 2209755 | 10/14/2021 | 270 | 29,822.00 | |
| 1907122 | 2209715 | 10/14/2021 | 270 | 25,467.07 | |
| 1907150 | 2209754 | 10/14/2021 | 270 | 25,201.00 | |
| 1907104 | 2209691 | 10/14/2021 | 270 | 23,087.03 | |
| 1907082 | 2209663 | 10/14/2021 | 270 | 20,100.00 | |
| 1907121 | 2209714 | 10/14/2021 | 270 | 18,383.00 | |
| 1907108 | 2209697 | 10/14/2021 | 270 | 16,300.00 | |
| 1907103 | 2209689 | 10/14/2021 | 270 | 11,603.46 | |
| 1907100 | 2209686 | 10/14/2021 | 270 | 8,988.89 | |
| 1907116 | 2209709 | 10/14/2021 | 270 | 6,250.00 | |
| 1907062 | 222701002CC AIRS | 10/14/2021 | 270 | 5,683.42 | |
| 1907139 | 2209734 | 10/14/2021 | 270 | 5,596.50 | |
| 1907078 | 2209659 | 10/14/2021 | 270 | 4,850.38 | |
| 1907101 | 2209687 | 10/14/2021 | 270 | 4,739.05 | |
| 1907079 | 2209660 | 10/14/2021 | 270 | 3,924.64 | |
| 1907074 | 2209655 | 10/14/2021 | 270 | 3,788.33 | |
| 1907069 | 2209650 | 10/14/2021 | 270 | 3,452.00 | |
| 1907154 | 2209758 | 10/14/2021 | 270 | 3,426.70 | |
| 1907087 | 2209668 | 10/14/2021 | 270 | 3,115.00 | |
| 1907106 | 2209694 | 10/14/2021 | 270 | 2,975.65 | |
| 1907114 | 2209707 | 10/14/2021 | 270 | 2,780.70 | |
| 1907067 | 2209648 | 10/14/2021 | 270 | 2,775.00 | |

Run Date: 12/30/2021
 Run Time: 2:44:16PM

Demand Account Activity

Page: 102
 User: 0

Start Date: 7/1/2021 End Date: 12/31/2021

| Jnl. Entry | Ref # | Trx. Date | Ledger | Debit Amount | Credit Amount |
|------------|-------------------|------------|--------|---------------|---------------|
| 1907102 | 2209688 | 10/14/2021 | 270 | 2,596.39 | |
| 1907112 | 2209701 | 10/14/2021 | 270 | 2,540.34 | |
| 1907044 | 222701004 | 10/14/2021 | 270 | 2,335.00 | |
| 1907118 | 2209711 | 10/14/2021 | 270 | 2,112.93 | |
| 1907155 | 2209759 | 10/14/2021 | 270 | 2,104.20 | |
| 1907120 | 2209713 | 10/14/2021 | 270 | 1,747.93 | |
| 1907086 | 2209667 | 10/14/2021 | 270 | 1,660.00 | |
| 1907083 | 2209664 | 10/14/2021 | 270 | 1,637.63 | |
| 1907152 | 2209756 | 10/14/2021 | 270 | 1,545.00 | |
| 1907149 | 2209753 | 10/14/2021 | 270 | 1,532.83 | |
| 1907088 | 2209670 | 10/14/2021 | 270 | 1,463.50 | |
| 1907138 | 2209733 | 10/14/2021 | 270 | 1,460.00 | |
| 1907084 | 2209665 | 10/14/2021 | 270 | 1,169.68 | |
| 1907117 | 2209710 | 10/14/2021 | 270 | 1,156.30 | |
| 1907119 | 2209712 | 10/14/2021 | 270 | 1,061.70 | |
| 1907080 | 2209661 | 10/14/2021 | 270 | 960.00 | |
| 1907115 | 2209708 | 10/14/2021 | 270 | 779.94 | |
| 1907148 | 2209752 | 10/14/2021 | 270 | 765.70 | |
| 1907066 | 2209647 | 10/14/2021 | 270 | 535.00 | |
| 1907068 | 2209649 | 10/14/2021 | 270 | 452.00 | |
| 1907081 | 2209662 | 10/14/2021 | 270 | 316.38 | |
| 1907094 | 2209680 | 10/14/2021 | 270 | 300.00 | |
| 1907089 | 2209672 | 10/14/2021 | 270 | 236.50 | |
| 1907107 | 2209696 | 10/14/2021 | 270 | 229.60 | |
| 1907093 | 2209679 | 10/14/2021 | 270 | 200.00 | |
| 1907090 | 2209674 | 10/14/2021 | 270 | 120.00 | |
| 1907085 | 2209666 | 10/14/2021 | 270 | 110.00 | |
| 1907111 | 2209700 | 10/14/2021 | 270 | 102.58 | |
| 1907153 | 2209757 | 10/14/2021 | 270 | 84.00 | |
| 1907070 | 2209651 | 10/14/2021 | 270 | 4.25 | |
| 1907043 | 8009796 EFT REV 1 | 10/14/2021 | 270 | | 48,201.47 |
| 1907046 | 222701006 | 10/14/2021 | 270 | | 7,576,323.37 |
| 1907049 | 222701009 | 10/14/2021 | 270 | | 51,964,257.59 |
| 1907053 | 222701013 | 10/14/2021 | 270 | | 10,000,000.00 |
| 1907176 | 222701041 | 10/14/2021 | 270 | | 57,000,000.00 |
| 1907589 | 222701041 | 10/15/2021 | 270 | 89,000,000.00 | |
| 1907482 | 2209792 | 10/15/2021 | 270 | 26,638,432.61 | |
| 1907455 | 222701010 | 10/15/2021 | 270 | 18,243,510.23 | |
| 1907475 | 222701001EFT AIRS | 10/15/2021 | 270 | 15,880,097.03 | |
| 1907453 | 222701008 | 10/15/2021 | 270 | 8,000,000.00 | |
| 1907481 | 222701040 | 10/15/2021 | 270 | 2,512,589.52 | |
| 1907537 | 2209860 | 10/15/2021 | 270 | 1,892,006.32 | |
| 1907523 | 2209846 | 10/15/2021 | 270 | 1,097,806.54 | |
| 1907557 | 2209884 | 10/15/2021 | 270 | 941,631.65 | |
| 1907536 | 2209859 | 10/15/2021 | 270 | 666,166.13 | |
| 1907492 | 2209802 | 10/15/2021 | 270 | 662,004.00 | |
| 1907535 | 2209858 | 10/15/2021 | 270 | 520,449.92 | |
| 1907522 | 2209845 | 10/15/2021 | 270 | 376,941.71 | |
| 1907500 | 2209813 | 10/15/2021 | 270 | 275,516.19 | |
| 1907542 | 2209868 | 10/15/2021 | 270 | 256,409.21 | |
| 1907540 | 2209866 | 10/15/2021 | 270 | 235,078.00 | |
| 1907503 | 2209816 | 10/15/2021 | 270 | 231,868.76 | |
| 1907484 | 2209794 | 10/15/2021 | 270 | 214,502.00 | |
| 1907454 | 222701009 | 10/15/2021 | 270 | 168,154.01 | |
| 1907476 | 222701002CC AIRS | 10/15/2021 | 270 | 141,696.81 | |
| 1907486 | 2209796 | 10/15/2021 | 270 | 130,484.76 | |

Run Date: 12/30/2021
 Run Time: 2:44:16PM

Demand Account Activity

Start Date: 7/1/2021 End Date: 12/31/2021

Page: 103
 User: 0

| Jnl. Entry | Ref # | Trx. Date | Ledger | Debit Amount | Credit Amount |
|------------|---------------------|------------|--------|--------------|---------------|
| 1907493 | 2209803 | 10/15/2021 | 270 | 128,184.00 | |
| 1907572 | 2209909 | 10/15/2021 | 270 | 128,104.80 | |
| 1907543 | 2209870 | 10/15/2021 | 270 | 114,428.28 | |
| 1907534 | 2209857 | 10/15/2021 | 270 | 104,758.26 | |
| 1907533 | 2209856 | 10/15/2021 | 270 | 89,189.63 | |
| 1907521 | 2209844 | 10/15/2021 | 270 | 66,843.14 | |
| 1907538 | 2209861 | 10/15/2021 | 270 | 53,183.86 | |
| 1907520 | 2209843 | 10/15/2021 | 270 | 46,860.82 | |
| 1907491 | 2209801 | 10/15/2021 | 270 | 33,224.11 | |
| 1907490 | 2209800 | 10/15/2021 | 270 | 31,700.88 | |
| 1907485 | 2209795 | 10/15/2021 | 270 | 31,537.88 | |
| 1907477 | 222701003IFTA CC | 10/15/2021 | 270 | 31,469.14 | |
| 1907532 | 2209855 | 10/15/2021 | 270 | 26,570.98 | |
| 1907487 | 2209797 | 10/15/2021 | 270 | 22,666.17 | |
| 1907488 | 2209798 | 10/15/2021 | 270 | 22,096.84 | |
| 1907478 | 222701004IRPCC A | 10/15/2021 | 270 | 17,639.03 | |
| 1907571 | 2209905 | 10/15/2021 | 270 | 17,082.20 | |
| 1907582 | 2209927 | 10/15/2021 | 270 | 15,896.66 | |
| 1907494 | 2209804 | 10/15/2021 | 270 | 14,191.77 | |
| 1907519 | 2209842 | 10/15/2021 | 270 | 13,897.30 | |
| 1907525 | 2209848 | 10/15/2021 | 270 | 13,651.82 | |
| 1907524 | 2209847 | 10/15/2021 | 270 | 11,833.29 | |
| 1907518 | 2209841 | 10/15/2021 | 270 | 11,026.47 | |
| 1907544 | 2209871 | 10/15/2021 | 270 | 10,187.00 | |
| 1907502 | 2209815 | 10/15/2021 | 270 | 9,047.64 | |
| 1907497 | 2209807 | 10/15/2021 | 270 | 9,030.00 | |
| 1907498 | 2209809 | 10/15/2021 | 270 | 8,228.00 | |
| 1907483 | 2209793 | 10/15/2021 | 270 | 5,987.62 | |
| 1907531 | 2209854 | 10/15/2021 | 270 | 5,407.17 | |
| 1907489 | 2209799 | 10/15/2021 | 270 | 5,385.10 | |
| 1907495 | 2209805 | 10/15/2021 | 270 | 4,360.00 | |
| 1907513 | 2209834 | 10/15/2021 | 270 | 3,560.00 | |
| 1907504 | 2209821 | 10/15/2021 | 270 | 3,266.54 | |
| 1907464 | 222701019 | 10/15/2021 | 270 | 3,213.70 | |
| 1907530 | 2209853 | 10/15/2021 | 270 | 3,146.00 | |
| 1907499 | 2209811 | 10/15/2021 | 270 | 3,001.25 | |
| 1907479 | 222701005ABC LIC | 10/15/2021 | 270 | 2,700.00 | |
| 1907529 | 2209852 | 10/15/2021 | 270 | 2,325.64 | |
| 1907547 | 2209874 | 10/15/2021 | 270 | 1,736.00 | |
| 1907528 | 2209851 | 10/15/2021 | 270 | 1,390.00 | |
| 1907527 | 2209850 | 10/15/2021 | 270 | 1,332.00 | |
| 1907545 | 2209872 | 10/15/2021 | 270 | 1,330.00 | |
| 1907526 | 2209849 | 10/15/2021 | 270 | 1,241.92 | |
| 1907556 | 2209883 | 10/15/2021 | 270 | 833.20 | |
| 1907496 | 2209806 | 10/15/2021 | 270 | 625.06 | |
| 1907517 | 2209840 | 10/15/2021 | 270 | 474.03 | |
| 1907514 | 2209835 | 10/15/2021 | 270 | 300.00 | |
| 1907546 | 2209873 | 10/15/2021 | 270 | 218.50 | |
| 1907516 | 2209839 | 10/15/2021 | 270 | 166.97 | |
| 1907539 | 2209865 | 10/15/2021 | 270 | 100.00 | |
| 1907590 | 222701042 til check | 10/15/2021 | 270 | 48.00 | |
| 1907515 | 2209838 | 10/15/2021 | 270 | 28.72 | |
| 1907466 | 8009797 EFT REV 1 | 10/15/2021 | 270 | | 95,001.13 |
| 1907467 | 8009798 EFT REV 1 | 10/15/2021 | 270 | | 5,303.05 |
| 1907452 | 222701007 | 10/15/2021 | 270 | | 1,683,840.02 |
| 1907458 | 222701013 | 10/15/2021 | 270 | | 315.00 |

Run Date: 12/30/2021
 Run Time: 2:44:16PM

Demand Account Activity

Page: 104
 User: 0

Start Date: 7/1/2021 End Date: 12/31/2021

| Jnl. Entry | Ref # | Trx. Date | Ledger | Debit Amount | Credit Amount |
|------------|------------------|------------|--------|----------------|----------------|
| 1907459 | 222701014 | 10/15/2021 | 270 | | 6,454,045.79 |
| 1907460 | 222701015 | 10/15/2021 | 270 | | 133,847,722.71 |
| 1907463 | 222701018 | 10/15/2021 | 270 | | 26,638,432.61 |
| 1908450 | 2701007 AIRS TAX | 10/18/2021 | 270 | 163,440,104.41 | |
| 1908458 | 3001002 | 10/18/2021 | 270 | 8,000,000.00 | |
| 1908629 | 0811018 | 10/18/2021 | 270 | 2,390,763.71 | |
| 1908566 | 2210050 | 10/18/2021 | 270 | 1,721,624.75 | |
| 1908538 | 2210008 | 10/18/2021 | 270 | 1,274,008.75 | |
| 1908572 | 2210056 | 10/18/2021 | 270 | 1,216,618.01 | |
| 1908549 | 2210025 | 10/18/2021 | 270 | 790,987.71 | |
| 1908529 | 2209996 | 10/18/2021 | 270 | 706,852.01 | |
| 1908622 | 2210129 | 10/18/2021 | 270 | 488,937.25 | |
| 1908579 | 2210063 | 10/18/2021 | 270 | 449,374.62 | |
| 1908537 | 2210007 | 10/18/2021 | 270 | 406,160.62 | |
| 1908480 | 2209940 | 10/18/2021 | 270 | 365,841.00 | |
| 1908479 | 2209939 | 10/18/2021 | 270 | 211,536.05 | |
| 1908573 | 2210057 | 10/18/2021 | 270 | 178,390.52 | |
| 1908489 | 2209949 | 10/18/2021 | 270 | 167,338.39 | |
| 1908589 | 2210074 | 10/18/2021 | 270 | 164,664.64 | |
| 1908574 | 2210058 | 10/18/2021 | 270 | 117,848.83 | |
| 1908514 | 2209981 | 10/18/2021 | 270 | 116,354.83 | |
| 1908535 | 2210005 | 10/18/2021 | 270 | 105,395.63 | |
| 1908575 | 2210059 | 10/18/2021 | 270 | 95,325.16 | |
| 1908481 | 2209941 | 10/18/2021 | 270 | 95,000.00 | |
| 1908576 | 2210060 | 10/18/2021 | 270 | 91,035.79 | |
| 1908452 | 2701009 AIRS DSM | 10/18/2021 | 270 | 82,274.40 | |
| 1908532 | 2210002 | 10/18/2021 | 270 | 74,784.63 | |
| 1908482 | 2209942 | 10/18/2021 | 270 | 71,787.69 | |
| 1908569 | 2210053 | 10/18/2021 | 270 | 70,372.18 | |
| 1908580 | 2210064 | 10/18/2021 | 270 | 60,508.34 | |
| 1908531 | 2209998 | 10/18/2021 | 270 | 53,033.67 | |
| 1908515 | 2209982 | 10/18/2021 | 270 | 42,922.53 | |
| 1908539 | 2210009 | 10/18/2021 | 270 | 41,270.00 | |
| 1908456 | 2741001 | 10/18/2021 | 270 | 40,548.00 | |
| 1908548 | 2210024 | 10/18/2021 | 270 | 36,209.98 | |
| 1908571 | 2210055 | 10/18/2021 | 270 | 23,694.61 | |
| 1908518 | 2209985 | 10/18/2021 | 270 | 18,455.07 | |
| 1908550 | 2210032 | 10/18/2021 | 270 | 16,369.30 | |
| 1908517 | 2209984 | 10/18/2021 | 270 | 15,943.75 | |
| 1908570 | 2210054 | 10/18/2021 | 270 | 14,876.83 | |
| 1908478 | 2209938 | 10/18/2021 | 270 | 14,100.00 | |
| 1908555 | 2210037 | 10/18/2021 | 270 | 12,861.99 | |
| 1908563 | 2210047 | 10/18/2021 | 270 | 11,674.00 | |
| 1908477 | 2209937 | 10/18/2021 | 270 | 10,840.00 | |
| 1908451 | 2701008 AIRS DSM | 10/18/2021 | 270 | 9,776.96 | |
| 1908533 | 2210003 | 10/18/2021 | 270 | 9,246.11 | |
| 1908504 | 2209966 | 10/18/2021 | 270 | 5,480.00 | |
| 1908454 | 2701001 | 10/18/2021 | 270 | 3,935.10 | |
| 1908492 | 2209952 | 10/18/2021 | 270 | 3,915.00 | |
| 1908536 | 2210006 | 10/18/2021 | 270 | 3,242.97 | |
| 1908552 | 2210034 | 10/18/2021 | 270 | 2,723.13 | |
| 1908628 | 2210136 | 10/18/2021 | 270 | 2,672.73 | |
| 1908453 | 2701010 AIRS DSM | 10/18/2021 | 270 | 2,400.00 | |
| 1908494 | 2209954 | 10/18/2021 | 270 | 2,389.00 | |
| 1908541 | 2210012 | 10/18/2021 | 270 | 2,300.00 | |
| 1908497 | 2209957 | 10/18/2021 | 270 | 2,160.00 | |

Run Date: 12/30/2021
 Run Time: 2:44:16PM

Demand Account Activity

Start Date: 7/1/2021 End Date: 12/31/2021

Page: 105
 User: 0

| Jnl. Entry | Ref # | Trx. Date | Ledger | Debit Amount | Credit Amount |
|------------|-------------------|------------|--------|--------------|---------------|
| 1908562 | 2210046 | 10/18/2021 | 270 | 2,091.30 | |
| 1908588 | 2210073 | 10/18/2021 | 270 | 1,874.00 | |
| 1908553 | 2210035 | 10/18/2021 | 270 | 1,865.07 | |
| 1908577 | 2210061 | 10/18/2021 | 270 | 1,791.51 | |
| 1908554 | 2210036 | 10/18/2021 | 270 | 1,788.40 | |
| 1908542 | 2210014 | 10/18/2021 | 270 | 1,753.25 | |
| 1908488 | 2209948 | 10/18/2021 | 270 | 1,600.00 | |
| 1908493 | 2209953 | 10/18/2021 | 270 | 1,600.00 | |
| 1908561 | 2210045 | 10/18/2021 | 270 | 1,595.00 | |
| 1908540 | 2210011 | 10/18/2021 | 270 | 1,450.00 | |
| 1908543 | 2210016 | 10/18/2021 | 270 | 1,321.50 | |
| 1908557 | 2210039 | 10/18/2021 | 270 | 1,200.00 | |
| 1908490 | 2209950 | 10/18/2021 | 270 | 1,180.00 | |
| 1908491 | 2209951 | 10/18/2021 | 270 | 1,173.54 | |
| 1908556 | 2210038 | 10/18/2021 | 270 | 1,155.89 | |
| 1908624 | 2210132 | 10/18/2021 | 270 | 1,150.00 | |
| 1908520 | 2209987 | 10/18/2021 | 270 | 994.00 | |
| 1908521 | 2209988 | 10/18/2021 | 270 | 906.00 | |
| 1908559 | 2210043 | 10/18/2021 | 270 | 862.75 | |
| 1908522 | 2209989 | 10/18/2021 | 270 | 853.00 | |
| 1908547 | 2210023 | 10/18/2021 | 270 | 770.72 | |
| 1908523 | 2209990 | 10/18/2021 | 270 | 672.00 | |
| 1908625 | 2210133 | 10/18/2021 | 270 | 650.00 | |
| 1908524 | 2209991 | 10/18/2021 | 270 | 585.00 | |
| 1908525 | 2209992 | 10/18/2021 | 270 | 571.00 | |
| 1908483 | 2209943 | 10/18/2021 | 270 | 500.00 | |
| 1908519 | 2209986 | 10/18/2021 | 270 | 491.67 | |
| 1908627 | 2210135 | 10/18/2021 | 270 | 400.00 | |
| 1908551 | 2210033 | 10/18/2021 | 270 | 363.20 | |
| 1908545 | 2210021 | 10/18/2021 | 270 | 356.25 | |
| 1908485 | 2209945 | 10/18/2021 | 270 | 350.00 | |
| 1908620 | 2210127 | 10/18/2021 | 270 | 350.00 | |
| 1908466 | 0801001 | 10/18/2021 | 270 | 317.45 | |
| 1908621 | 2210128 | 10/18/2021 | 270 | 300.00 | |
| 1908495 | 2209955 | 10/18/2021 | 270 | 280.00 | |
| 1908508 | 2209973 | 10/18/2021 | 270 | 275.00 | |
| 1908475 | 222701050 | 10/18/2021 | 270 | 252.00 | |
| 1908487 | 2209947 | 10/18/2021 | 270 | 250.00 | |
| 1908546 | 2210022 | 10/18/2021 | 270 | 237.50 | |
| 1908512 | 2209978 | 10/18/2021 | 270 | 187.00 | |
| 1908526 | 2209993 | 10/18/2021 | 270 | 185.00 | |
| 1908544 | 2210018 | 10/18/2021 | 270 | 180.00 | |
| 1908486 | 2209946 | 10/18/2021 | 270 | 150.00 | |
| 1908484 | 2209944 | 10/18/2021 | 270 | 100.00 | |
| 1908534 | 2210004 | 10/18/2021 | 270 | 60.00 | |
| 1908578 | 2210062 | 10/18/2021 | 270 | 39.67 | |
| 1908527 | 2209994 | 10/18/2021 | 270 | 35.00 | |
| 1908528 | 2209995 | 10/18/2021 | 270 | 15.00 | |
| 1908530 | 2209997 | 10/18/2021 | 270 | 6.50 | |
| 1908465 | DFA EFT REV 10/18 | 10/18/2021 | 270 | | 48,725.34 |
| 1908455 | 2701002 | 10/18/2021 | 270 | | 14,314,107.41 |
| 1908457 | 2701003 | 10/18/2021 | 270 | | 45,058,854.97 |
| 1908459 | 2701004 | 10/18/2021 | 270 | | 50.00 |
| 1908468 | 2701004 | 10/18/2021 | 270 | | 92,263,874.38 |
| 1908473 | 2701005 | 10/18/2021 | 270 | | 2,448,761.90 |
| 1908630 | 2701018 | 10/18/2021 | 270 | | 29,000,000.00 |

Run Date: 12/30/2021
 Run Time: 2:44:16PM

Demand Account Activity

Start Date: 7/1/2021 End Date: 12/31/2021

Page: 106
 User: 0

| Jnl. Entry | Ref # | Trx. Date | Ledger | Debit Amount | Credit Amount |
|------------|------------------|------------|--------|---------------|---------------|
| 1908975 | 3001015 AIRS DSM | 10/19/2021 | 270 | 68,530,470.72 | |
| 1909014 | 2210159 | 10/19/2021 | 270 | 23,877,784.11 | |
| 1909013 | 2210158 | 10/19/2021 | 270 | 15,710,418.51 | |
| 1908985 | 3001002 | 10/19/2021 | 270 | 6,000,000.00 | |
| 1908994 | 0811001 | 10/19/2021 | 270 | 2,157,255.69 | |
| 1909008 | 2210153 | 10/19/2021 | 270 | 1,655,530.55 | |
| 1909022 | 2210167 | 10/19/2021 | 270 | 1,344,206.47 | |
| 1908997 | 2210139 | 10/19/2021 | 270 | 1,160,000.00 | |
| 1909007 | 2210152 | 10/19/2021 | 270 | 1,082,266.11 | |
| 1909015 | 2210160 | 10/19/2021 | 270 | 899,772.25 | |
| 1909002 | 2210144 | 10/19/2021 | 270 | 761,667.31 | |
| 1909061 | 2210227 | 10/19/2021 | 270 | 593,000.00 | |
| 1908999 | 2210141 | 10/19/2021 | 270 | 559,319.73 | |
| 1909077 | 2210247 | 10/19/2021 | 270 | 439,972.74 | |
| 1909036 | 2210187 | 10/19/2021 | 270 | 405,000.00 | |
| 1909012 | 2210157 | 10/19/2021 | 270 | 173,686.84 | |
| 1909003 | 2210148 | 10/19/2021 | 270 | 162,473.50 | |
| 1909038 | 2210189 | 10/19/2021 | 270 | 137,201.14 | |
| 1909021 | 2210166 | 10/19/2021 | 270 | 111,118.53 | |
| 1909030 | 2210175 | 10/19/2021 | 270 | 102,400.45 | |
| 1909004 | 2210149 | 10/19/2021 | 270 | 100,000.00 | |
| 1909043 | 2210198 | 10/19/2021 | 270 | 97,700.15 | |
| 1909005 | 2210150 | 10/19/2021 | 270 | 82,129.83 | |
| 1909044 | 2210199 | 10/19/2021 | 270 | 63,342.82 | |
| 1909023 | 2210168 | 10/19/2021 | 270 | 54,339.90 | |
| 1908996 | 2210138 | 10/19/2021 | 270 | 50,000.00 | |
| 1908983 | 2741001 | 10/19/2021 | 270 | 45,575.00 | |
| 1908976 | 2701008 AIRS TAX | 10/19/2021 | 270 | 44,265.97 | |
| 1908998 | 2210140 | 10/19/2021 | 270 | 33,536.14 | |
| 1909037 | 2210188 | 10/19/2021 | 270 | 32,453.98 | |
| 1908978 | 2701010 AIRS DSM | 10/19/2021 | 270 | 27,141.97 | |
| 1909019 | 2210164 | 10/19/2021 | 270 | 26,018.77 | |
| 1909039 | 2210192 | 10/19/2021 | 270 | 21,924.57 | |
| 1909029 | 2210174 | 10/19/2021 | 270 | 20,864.99 | |
| 1908995 | 2210137 | 10/19/2021 | 270 | 20,824.33 | |
| 1909048 | 2210203 | 10/19/2021 | 270 | 17,621.34 | |
| 1909051 | 2210206 | 10/19/2021 | 270 | 17,621.34 | |
| 1909009 | 2210154 | 10/19/2021 | 270 | 16,772.80 | |
| 1909010 | 2210155 | 10/19/2021 | 270 | 14,766.28 | |
| 1909028 | 2210173 | 10/19/2021 | 270 | 14,293.61 | |
| 1908977 | 2701009 AIRS DSM | 10/19/2021 | 270 | 13,950.31 | |
| 1909000 | 2210142 | 10/19/2021 | 270 | 12,515.98 | |
| 1909040 | 2210195 | 10/19/2021 | 270 | 12,487.00 | |
| 1909024 | 2210169 | 10/19/2021 | 270 | 7,784.32 | |
| 1909006 | 2210151 | 10/19/2021 | 270 | 6,142.08 | |
| 1908980 | 2701001 | 10/19/2021 | 270 | 4,999.30 | |
| 1909045 | 2210200 | 10/19/2021 | 270 | 3,718.61 | |
| 1909001 | 2210143 | 10/19/2021 | 270 | 3,168.54 | |
| 1908979 | 2701011 AIRS DSM | 10/19/2021 | 270 | 3,000.00 | |
| 1909041 | 2210196 | 10/19/2021 | 270 | 2,841.05 | |
| 1909046 | 2210201 | 10/19/2021 | 270 | 2,658.58 | |
| 1909031 | 2210177 | 10/19/2021 | 270 | 2,655.00 | |
| 1908982 | 2751002 | 10/19/2021 | 270 | 2,623.10 | |
| 1909017 | 2210162 | 10/19/2021 | 270 | 2,402.00 | |
| 1909033 | 2210180 | 10/19/2021 | 270 | 1,956.25 | |
| 1909047 | 2210202 | 10/19/2021 | 270 | 1,897.15 | |

Run Date: 12/30/2021
 Run Time: 2:44:16PM

Demand Account Activity

Page: 107
 User: 0

Start Date: 7/1/2021 End Date: 12/31/2021

| Jnl. Entry | Ref # | Trx. Date | Ledger | Debit Amount | Credit Amount |
|------------|-------------------|------------|--------|---------------|----------------|
| 1909032 | 2210179 | 10/19/2021 | 270 | 1,250.00 | |
| 1909020 | 2210165 | 10/19/2021 | 270 | 1,073.31 | |
| 1909018 | 2210163 | 10/19/2021 | 270 | 890.57 | |
| 1909050 | 2210205 | 10/19/2021 | 270 | 677.00 | |
| 1909060 | 2210226 | 10/19/2021 | 270 | 430.80 | |
| 1909042 | 2210197 | 10/19/2021 | 270 | 284.10 | |
| 1909025 | 2210170 | 10/19/2021 | 270 | 271.45 | |
| 1909034 | 2210182 | 10/19/2021 | 270 | 140.00 | |
| 1909035 | 2210185 | 10/19/2021 | 270 | 130.00 | |
| 1908991 | 0801002 | 10/19/2021 | 270 | 128.79 | |
| 1909016 | 2210161 | 10/19/2021 | 270 | 100.00 | |
| 1909026 | 2210171 | 10/19/2021 | 270 | 96.69 | |
| 1909011 | 2210156 | 10/19/2021 | 270 | 60.11 | |
| 1909027 | 2210172 | 10/19/2021 | 270 | 30.91 | |
| 1908968 | DFA EFT REV 10/19 | 10/19/2021 | 270 | | 15,521.07 |
| 1908981 | 2701002 | 10/19/2021 | 270 | | 11,474,806.30 |
| 1908984 | 2701003 | 10/19/2021 | 270 | | 14,327,179.34 |
| 1908986 | 2701004 | 10/19/2021 | 270 | | 100,706,896.45 |
| 1908992 | 2701001 | 10/19/2021 | 270 | | 35.00 |
| 1909094 | 2701001 | 10/19/2021 | 270 | | 1,000,000.00 |
| 1909109 | 2701007 AIRS TAX | 10/20/2021 | 270 | 38,556,674.66 | |
| 1909595 | 2781001 | 10/20/2021 | 270 | 32,000,000.00 | |
| 1909119 | 2741001 | 10/20/2021 | 270 | 10,304,734.26 | |
| 1909123 | 3001002 | 10/20/2021 | 270 | 10,000,000.00 | |
| 1909134 | 2210267 | 10/20/2021 | 270 | 9,026,466.77 | |
| 1909591 | 0811001 | 10/20/2021 | 270 | 3,018,322.11 | |
| 1909575 | 2210356 | 10/20/2021 | 270 | 1,784,659.61 | |
| 1909511 | 2210270 | 10/20/2021 | 270 | 1,316,244.55 | |
| 1909535 | 2210302 | 10/20/2021 | 270 | 980,402.19 | |
| 1909509 | 2210268 | 10/20/2021 | 270 | 844,218.46 | |
| 1909536 | 2210303 | 10/20/2021 | 270 | 807,458.01 | |
| 1909589 | 2210374 | 10/20/2021 | 270 | 505,919.77 | |
| 1909537 | 2210304 | 10/20/2021 | 270 | 247,934.93 | |
| 1909538 | 2210305 | 10/20/2021 | 270 | 217,541.55 | |
| 1909512 | 2210271 | 10/20/2021 | 270 | 201,971.55 | |
| 1909528 | 2210292 | 10/20/2021 | 270 | 166,644.37 | |
| 1909577 | 2210358 | 10/20/2021 | 270 | 140,883.75 | |
| 1909529 | 2210293 | 10/20/2021 | 270 | 101,265.78 | |
| 1909510 | 2210269 | 10/20/2021 | 270 | 87,917.99 | |
| 1909584 | 2210365 | 10/20/2021 | 270 | 82,287.12 | |
| 1909527 | 2210291 | 10/20/2021 | 270 | 77,998.33 | |
| 1909533 | 2210297 | 10/20/2021 | 270 | 75,653.60 | |
| 1909539 | 2210306 | 10/20/2021 | 270 | 44,487.22 | |
| 1909110 | 2701008 AIRS TAX | 10/20/2021 | 270 | 43,437.89 | |
| 1909112 | 2701010 AIRS DSM | 10/20/2021 | 270 | 34,269.89 | |
| 1909540 | 2210307 | 10/20/2021 | 270 | 24,882.00 | |
| 1909587 | 2210372 | 10/20/2021 | 270 | 22,666.17 | |
| 1909534 | 2210301 | 10/20/2021 | 270 | 20,988.40 | |
| 1909518 | 2210277 | 10/20/2021 | 270 | 18,523.23 | |
| 1909580 | 2210361 | 10/20/2021 | 270 | 18,461.00 | |
| 1909530 | 2210294 | 10/20/2021 | 270 | 17,685.27 | |
| 1909576 | 2210357 | 10/20/2021 | 270 | 17,409.50 | |
| 1909531 | 2210295 | 10/20/2021 | 270 | 16,410.06 | |
| 1909579 | 2210360 | 10/20/2021 | 270 | 14,224.02 | |
| 1909514 | 2210273 | 10/20/2021 | 270 | 11,674.00 | |
| 1909520 | 2210279 | 10/20/2021 | 270 | 11,486.74 | |

Run Date: 12/30/2021
 Run Time: 2:44:16PM

Demand Account Activity

Start Date: 7/1/2021 End Date: 12/31/2021

Page: 108
 User: 0

| Jnl. Entry | Ref # | Trx. Date | Ledger | Debit Amount | Credit Amount |
|------------|-------------------|------------|--------|----------------|---------------|
| 1909111 | 2701009 AIRS DSM | 10/20/2021 | 270 | 10,179.59 | |
| 1909555 | 2210331 | 10/20/2021 | 270 | 7,202.00 | |
| 1909556 | 2210332 | 10/20/2021 | 270 | 6,126.79 | |
| 1909582 | 2210363 | 10/20/2021 | 270 | 5,842.50 | |
| 1909578 | 2210359 | 10/20/2021 | 270 | 4,673.14 | |
| 1909517 | 2210276 | 10/20/2021 | 270 | 4,257.50 | |
| 1909574 | 2210355 | 10/20/2021 | 270 | 3,934.63 | |
| 1909519 | 2210278 | 10/20/2021 | 270 | 3,315.00 | |
| 1909113 | 2701011 AIRS DSM | 10/20/2021 | 270 | 3,000.00 | |
| 1909532 | 2210296 | 10/20/2021 | 270 | 2,795.77 | |
| 1909118 | 2751001 | 10/20/2021 | 270 | 2,750.00 | |
| 1909523 | 2210282 | 10/20/2021 | 270 | 2,370.00 | |
| 1909581 | 2210362 | 10/20/2021 | 270 | 1,810.00 | |
| 1909115 | 2701001 | 10/20/2021 | 270 | 1,796.01 | |
| 1909513 | 2210272 | 10/20/2021 | 270 | 1,771.72 | |
| 1909525 | 2210286 | 10/20/2021 | 270 | 1,678.25 | |
| 1909524 | 2210284 | 10/20/2021 | 270 | 1,589.75 | |
| 1909117 | 2701003 | 10/20/2021 | 270 | 1,500.00 | |
| 1909522 | 2210281 | 10/20/2021 | 270 | 970.00 | |
| 1909515 | 2210274 | 10/20/2021 | 270 | 521.81 | |
| 1909521 | 2210280 | 10/20/2021 | 270 | 426.15 | |
| 1909526 | 2210288 | 10/20/2021 | 270 | 200.00 | |
| 1909583 | 2210364 | 10/20/2021 | 270 | 166.00 | |
| 1909114 | 2701012 AIRS DSM | 10/20/2021 | 270 | 105.00 | |
| 1909516 | 2210275 | 10/20/2021 | 270 | 78.25 | |
| 1909592 | 0801001 | 10/20/2021 | 270 | 58.91 | |
| 1909541 | 2210308 | 10/20/2021 | 270 | 17.57 | |
| 1909542 | 2210309 | 10/20/2021 | 270 | 1.44 | |
| 1909120 | DFA EFT REV 10/20 | 10/20/2021 | 270 | | 23,024.23 |
| 1909116 | 2701002 | 10/20/2021 | 270 | | 10,517,863.79 |
| 1909121 | 2701003 | 10/20/2021 | 270 | | 9,026,466.77 |
| 1909122 | 2701004 | 10/20/2021 | 270 | | 55,143,149.21 |
| 1909125 | 2701004 | 10/20/2021 | 270 | | 87.00 |
| 1909126 | 2701005 | 10/20/2021 | 270 | | 30,303,067.34 |
| 1909130 | 2701006 | 10/20/2021 | 270 | | 5,868,623.41 |
| 1909594 | 2701001 | 10/20/2021 | 270 | | 0.50 |
| 1910672 | 2701007 AIRS TAX | 10/21/2021 | 270 | 146,188,112.54 | |
| 1910687 | 3981003 | 10/21/2021 | 270 | 101,687,002.38 | |
| 1910795 | 2781001 | 10/21/2021 | 270 | 89,000,000.00 | |
| 1910713 | 2210395 | 10/21/2021 | 270 | 56,073,238.36 | |
| 1910782 | 2210484 | 10/21/2021 | 270 | 48,304,723.77 | |
| 1910681 | 3001002 | 10/21/2021 | 270 | 14,000,000.00 | |
| 1909851 | CD ACH Bank Trans | 10/21/2021 | 270 | 4,224,000.00 | |
| 1910701 | 2210382 | 10/21/2021 | 270 | 1,107,457.46 | |
| 1910794 | 0811001 | 10/21/2021 | 270 | 1,075,704.57 | |
| 1910712 | 2210394 | 10/21/2021 | 270 | 861,897.60 | |
| 1910772 | 2210474 | 10/21/2021 | 270 | 550,000.00 | |
| 1910673 | 2701008 AIRS TAX | 10/21/2021 | 270 | 523,294.67 | |
| 1910755 | 2210454 | 10/21/2021 | 270 | 447,594.43 | |
| 1910780 | 2210482 | 10/21/2021 | 270 | 444,278.16 | |
| 1910730 | 2210418 | 10/21/2021 | 270 | 284,325.16 | |
| 1910731 | 2210419 | 10/21/2021 | 270 | 208,013.45 | |
| 1910705 | 2210386 | 10/21/2021 | 270 | 183,597.15 | |
| 1910707 | 2210388 | 10/21/2021 | 270 | 165,259.76 | |
| 1910750 | 2210449 | 10/21/2021 | 270 | 135,744.74 | |
| 1910722 | 2210405 | 10/21/2021 | 270 | 135,090.38 | |

Run Date: 12/30/2021
 Run Time: 2:44:16PM

Demand Account Activity

Page: 109
 User: 0

Start Date: 7/1/2021 End Date: 12/31/2021

| Jnl. Entry | Ref # | Trx. Date | Ledger | Debit Amount | Credit Amount |
|------------|------------------|------------|--------|--------------|---------------|
| 1910721 | 2210404 | 10/21/2021 | 270 | 106,473.83 | |
| 1910714 | 2210397 | 10/21/2021 | 270 | 93,784.81 | |
| 1910786 | 2210490 | 10/21/2021 | 270 | 88,381.36 | |
| 1910715 | 2210398 | 10/21/2021 | 270 | 79,808.68 | |
| 1910708 | 2210389 | 10/21/2021 | 270 | 63,719.16 | |
| 1910704 | 2210385 | 10/21/2021 | 270 | 57,681.09 | |
| 1910697 | 2210378 | 10/21/2021 | 270 | 57,586.00 | |
| 1910732 | 2210420 | 10/21/2021 | 270 | 53,568.79 | |
| 1910738 | 2210426 | 10/21/2021 | 270 | 53,152.44 | |
| 1910751 | 2210450 | 10/21/2021 | 270 | 40,667.67 | |
| 1910706 | 2210387 | 10/21/2021 | 270 | 36,689.32 | |
| 1910733 | 2210421 | 10/21/2021 | 270 | 31,025.00 | |
| 1910716 | 2210399 | 10/21/2021 | 270 | 28,311.59 | |
| 1910773 | 2210475 | 10/21/2021 | 270 | 27,910.63 | |
| 1910740 | 2210432 | 10/21/2021 | 270 | 26,179.00 | |
| 1910752 | 2210451 | 10/21/2021 | 270 | 26,078.00 | |
| 1910734 | 2210422 | 10/21/2021 | 270 | 25,831.46 | |
| 1910679 | 2741001 | 10/21/2021 | 270 | 24,539.00 | |
| 1910675 | 2701010 AIRS DSM | 10/21/2021 | 270 | 24,411.26 | |
| 1910711 | 2210393 | 10/21/2021 | 270 | 18,220.00 | |
| 1910674 | 2701009 AIRS DSM | 10/21/2021 | 270 | 15,479.97 | |
| 1910702 | 2210383 | 10/21/2021 | 270 | 13,919.50 | |
| 1910717 | 2210400 | 10/21/2021 | 270 | 12,620.67 | |
| 1910779 | 2210481 | 10/21/2021 | 270 | 11,412.50 | |
| 1910776 | 2210478 | 10/21/2021 | 270 | 9,398.00 | |
| 1910678 | 2751001 | 10/21/2021 | 270 | 9,127.74 | |
| 1910718 | 2210401 | 10/21/2021 | 270 | 8,379.00 | |
| 1910749 | 2210448 | 10/21/2021 | 270 | 8,187.31 | |
| 1910719 | 2210402 | 10/21/2021 | 270 | 7,743.24 | |
| 1910739 | 2210430 | 10/21/2021 | 270 | 6,464.15 | |
| 1910724 | 2210407 | 10/21/2021 | 270 | 6,346.75 | |
| 1910774 | 2210476 | 10/21/2021 | 270 | 6,151.23 | |
| 1910700 | 2210381 | 10/21/2021 | 270 | 5,767.00 | |
| 1910781 | 2210483 | 10/21/2021 | 270 | 5,704.52 | |
| 1910693 | 2210376 | 10/21/2021 | 270 | 5,698.95 | |
| 1910725 | 2210409 | 10/21/2021 | 270 | 5,685.00 | |
| 1910775 | 2210477 | 10/21/2021 | 270 | 5,375.60 | |
| 1910703 | 2210384 | 10/21/2021 | 270 | 2,920.00 | |
| 1910784 | 2210487 | 10/21/2021 | 270 | 2,135.45 | |
| 1910735 | 2210423 | 10/21/2021 | 270 | 1,972.00 | |
| 1910723 | 2210406 | 10/21/2021 | 270 | 1,950.00 | |
| 1910720 | 2210403 | 10/21/2021 | 270 | 1,531.10 | |
| 1910736 | 2210424 | 10/21/2021 | 270 | 1,468.00 | |
| 1910777 | 2210479 | 10/21/2021 | 270 | 1,255.00 | |
| 1910709 | 2210391 | 10/21/2021 | 270 | 1,227.65 | |
| 1910729 | 2210417 | 10/21/2021 | 270 | 1,040.00 | |
| 1910726 | 2210411 | 10/21/2021 | 270 | 1,031.00 | |
| 1910698 | 2210379 | 10/21/2021 | 270 | 693.50 | |
| 1910785 | 2210489 | 10/21/2021 | 270 | 635.00 | |
| 1910676 | 2701001 | 10/21/2021 | 270 | 468.22 | |
| 1910737 | 2210425 | 10/21/2021 | 270 | 379.52 | |
| 1910753 | 2210452 | 10/21/2021 | 270 | 206.31 | |
| 1910727 | 2210413 | 10/21/2021 | 270 | 120.00 | |
| 1910728 | 2210416 | 10/21/2021 | 270 | 55.57 | |
| 1910778 | 2210480 | 10/21/2021 | 270 | 42.00 | |
| 1910699 | 2210380 | 10/21/2021 | 270 | 25.50 | |

Run Date: 12/30/2021
 Run Time: 2:44:16PM

Demand Account Activity

Start Date: 7/1/2021 End Date: 12/31/2021

Page: 110
 User: 0

| Jnl. Entry | Ref # | Trx. Date | Ledger | Debit Amount | Credit Amount |
|------------|---------------------|------------|--------|----------------|----------------|
| 1910695 | DFA EFT REV 10/21 | 10/21/2021 | 270 | | 55,406.20 |
| 1910677 | 2701002 | 10/21/2021 | 270 | | 3,312,318.72 |
| 1910680 | 2701003 | 10/21/2021 | 270 | | 39,396,690.84 |
| 1910684 | 2701004 | 10/21/2021 | 270 | | 245,316,989.43 |
| 1910796 | Back Out Journal Er | 10/21/2021 | 270 | | 89,000,000.00 |
| 1910797 | 2701001 | 10/21/2021 | 270 | | 89,000,000.00 |
| 1910811 | 2701007 AIRS TAX | 10/22/2021 | 270 | 108,380,835.56 | |
| 1911249 | 2781001 | 10/22/2021 | 270 | 52,000,000.00 | |
| 1911148 | 3001003 | 10/22/2021 | 270 | 21,000,000.00 | |
| 1911157 | 2210514 | 10/22/2021 | 270 | 14,121,747.25 | |
| 1910817 | 2741001 | 10/22/2021 | 270 | 12,937,550.73 | |
| 1911156 | 2210513 | 10/22/2021 | 270 | 11,658,318.11 | |
| 1911229 | 2210613 | 10/22/2021 | 270 | 9,052,899.37 | |
| 1911150 | Back Out Journal Er | 10/22/2021 | 270 | 4,373,084.89 | |
| 1911154 | 2210507 | 10/22/2021 | 270 | 4,373,084.49 | |
| 1911216 | 2210596 | 10/22/2021 | 270 | 2,815,561.36 | |
| 1911248 | 0811001 | 10/22/2021 | 270 | 2,716,967.20 | |
| 1911215 | 2210595 | 10/22/2021 | 270 | 1,295,395.98 | |
| 1911158 | 2210515 | 10/22/2021 | 270 | 1,200,000.00 | |
| 1911155 | 2210508 | 10/22/2021 | 270 | 1,175,392.73 | |
| 1911200 | 2210579 | 10/22/2021 | 270 | 1,060,871.50 | |
| 1911209 | 2210589 | 10/22/2021 | 270 | 787,396.29 | |
| 1911159 | 2210516 | 10/22/2021 | 270 | 700,942.93 | |
| 1911163 | 2210520 | 10/22/2021 | 270 | 582,114.11 | |
| 1911218 | 2210598 | 10/22/2021 | 270 | 544,760.86 | |
| 1911207 | 2210587 | 10/22/2021 | 270 | 477,753.41 | |
| 1911221 | 2210605 | 10/22/2021 | 270 | 162,207.41 | |
| 1911220 | 2210600 | 10/22/2021 | 270 | 131,941.59 | |
| 1911160 | 2210517 | 10/22/2021 | 270 | 83,806.96 | |
| 1911161 | 2210518 | 10/22/2021 | 270 | 43,994.47 | |
| 1911170 | 2210528 | 10/22/2021 | 270 | 34,190.61 | |
| 1910812 | 2701008 AIRS TAX | 10/22/2021 | 270 | 31,775.38 | |
| 1911153 | 2210506 | 10/22/2021 | 270 | 27,244.11 | |
| 1911210 | 2210590 | 10/22/2021 | 270 | 25,315.05 | |
| 1911166 | 2210524 | 10/22/2021 | 270 | 23,375.95 | |
| 1911177 | 2210540 | 10/22/2021 | 270 | 16,574.10 | |
| 1910814 | 2701010 AIRS DSM | 10/22/2021 | 270 | 15,231.87 | |
| 1910813 | 2701009 AIRS DSM | 10/22/2021 | 270 | 12,028.68 | |
| 1911219 | 2210599 | 10/22/2021 | 270 | 10,935.67 | |
| 1911203 | 2210583 | 10/22/2021 | 270 | 10,874.00 | |
| 1911217 | 2210597 | 10/22/2021 | 270 | 9,705.33 | |
| 1911169 | 2210527 | 10/22/2021 | 270 | 9,581.00 | |
| 1911206 | 2210586 | 10/22/2021 | 270 | 9,169.00 | |
| 1911202 | 2210582 | 10/22/2021 | 270 | 7,605.50 | |
| 1911162 | 2210519 | 10/22/2021 | 270 | 7,461.06 | |
| 1911176 | 2210539 | 10/22/2021 | 270 | 5,735.03 | |
| 1911175 | 2210537 | 10/22/2021 | 270 | 2,838.75 | |
| 1911171 | 2210530 | 10/22/2021 | 270 | 2,797.80 | |
| 1911164 | 2210522 | 10/22/2021 | 270 | 2,697.75 | |
| 1911172 | 2210531 | 10/22/2021 | 270 | 2,690.00 | |
| 1911178 | 2210544 | 10/22/2021 | 270 | 2,471.60 | |
| 1911185 | 2210551 | 10/22/2021 | 270 | 2,274.41 | |
| 1911201 | 2210581 | 10/22/2021 | 270 | 1,460.00 | |
| 1910815 | 2701001 | 10/22/2021 | 270 | 1,349.00 | |
| 1911208 | 2210588 | 10/22/2021 | 270 | 1,181.82 | |
| 1911204 | 2210584 | 10/22/2021 | 270 | 1,045.00 | |

Run Date: 12/30/2021
 Run Time: 2:44:16PM

Demand Account Activity

Page: 111
 User: 0

Start Date: 7/1/2021 End Date: 12/31/2021

| Jnl. Entry | Ref # | Trx. Date | Ledger | Debit Amount | Credit Amount |
|------------|----------------------|------------|--------|----------------|----------------|
| 1911199 | 2210578 | 10/22/2021 | 270 | 939.20 | |
| 1911174 | 2210535 | 10/22/2021 | 270 | 678.25 | |
| 1911198 | 2210577 | 10/22/2021 | 270 | 420.00 | |
| 1911179 | 2210545 | 10/22/2021 | 270 | 350.00 | |
| 1911152 | 0801001 | 10/22/2021 | 270 | 250.00 | |
| 1911165 | 2210523 | 10/22/2021 | 270 | 125.99 | |
| 1911205 | 2210585 | 10/22/2021 | 270 | 118.25 | |
| 1911167 | 2210525 | 10/22/2021 | 270 | 100.00 | |
| 1911173 | 2210532 | 10/22/2021 | 270 | 80.00 | |
| 1911211 | 2210591 | 10/22/2021 | 270 | 61.93 | |
| 1911212 | 2210592 | 10/22/2021 | 270 | 41.58 | |
| 1911213 | 2210593 | 10/22/2021 | 270 | 5.73 | |
| 1911168 | 2210526 | 10/22/2021 | 270 | 3.23 | |
| 1911214 | 2210594 | 10/22/2021 | 270 | 0.66 | |
| 1911149 | DFA EFT REV 10/22 | 10/22/2021 | 270 | | 89,959.30 |
| 1910816 | 2701002 | 10/22/2021 | 270 | | 13,716,411.22 |
| 1910818 | 2701003 | 10/22/2021 | 270 | | 4,373,084.89 |
| 1910819 | 2701004 | 10/22/2021 | 270 | | 227,723,282.47 |
| 1910820 | 2701005 | 10/22/2021 | 270 | | 50.00 |
| 1910825 | 2701006 | 10/22/2021 | 270 | | 1,984,079.59 |
| 1911151 | Correct Journal Entr | 10/22/2021 | 270 | | 4,373,084.49 |
| 1911578 | 2701006 | 10/25/2021 | 270 | 206,261,333.20 | |
| 1911260 | 2701007 AIRS TAX | 10/25/2021 | 270 | 39,620,113.63 | |
| 1911559 | 3001002 | 10/25/2021 | 270 | 10,000,000.00 | |
| 1911583 | 0811001 | 10/25/2021 | 270 | 1,506,493.01 | |
| 1911597 | 2210672 | 10/25/2021 | 270 | 955,822.65 | |
| 1911644 | 2210722 | 10/25/2021 | 270 | 804,525.51 | |
| 1911672 | 2210753 | 10/25/2021 | 270 | 617,039.25 | |
| 1911643 | 2210721 | 10/25/2021 | 270 | 456,958.11 | |
| 1911680 | 2210765 | 10/25/2021 | 270 | 298,000.00 | |
| 1911642 | 2210720 | 10/25/2021 | 270 | 294,509.32 | |
| 1911574 | 2701005 | 10/25/2021 | 270 | 168,195.34 | |
| 1911656 | 2210734 | 10/25/2021 | 270 | 156,584.93 | |
| 1911651 | 2210729 | 10/25/2021 | 270 | 150,187.51 | |
| 1911622 | 2210698 | 10/25/2021 | 270 | 144,108.57 | |
| 1911626 | 2210702 | 10/25/2021 | 270 | 121,011.90 | |
| 1911641 | 2210719 | 10/25/2021 | 270 | 120,454.83 | |
| 1911670 | 2210751 | 10/25/2021 | 270 | 74,388.18 | |
| 1911590 | 2210665 | 10/25/2021 | 270 | 63,799.50 | |
| 1911673 | 2210755 | 10/25/2021 | 270 | 63,505.38 | |
| 1911681 | 2210766 | 10/25/2021 | 270 | 57,867.77 | |
| 1911589 | 2210664 | 10/25/2021 | 270 | 57,567.02 | |
| 1911623 | 2210699 | 10/25/2021 | 270 | 47,417.61 | |
| 1911640 | 2210718 | 10/25/2021 | 270 | 41,836.86 | |
| 1911645 | 2210723 | 10/25/2021 | 270 | 40,166.90 | |
| 1911624 | 2210700 | 10/25/2021 | 270 | 39,873.75 | |
| 1911671 | 2210752 | 10/25/2021 | 270 | 37,460.00 | |
| 1911564 | 2741001 | 10/25/2021 | 270 | 31,006.47 | |
| 1911639 | 2210717 | 10/25/2021 | 270 | 24,100.31 | |
| 1911596 | 2210671 | 10/25/2021 | 270 | 21,718.24 | |
| 1911263 | 2701010 AIRS DSM | 10/25/2021 | 270 | 20,388.85 | |
| 1911262 | 2701009 AIRS DSM | 10/25/2021 | 270 | 19,150.91 | |
| 1911594 | 2210669 | 10/25/2021 | 270 | 18,894.61 | |
| 1911669 | 2210750 | 10/25/2021 | 270 | 17,917.32 | |
| 1911659 | 2210737 | 10/25/2021 | 270 | 15,423.00 | |
| 1911592 | 2210667 | 10/25/2021 | 270 | 14,014.80 | |

Run Date: 12/30/2021
 Run Time: 2:44:16PM

Demand Account Activity

Start Date: 7/1/2021 End Date: 12/31/2021

Page: 112
 User: 0

| Jnl. Entry | Ref # | Trx. Date | Ledger | Debit Amount | Credit Amount |
|------------|----------------------|------------|--------|---------------|----------------|
| 1911625 | 2210701 | 10/25/2021 | 270 | 13,115.70 | |
| 1911647 | 2210725 | 10/25/2021 | 270 | 10,722.03 | |
| 1911581 | Correct Journal Entr | 10/25/2021 | 270 | 8,489.65 | |
| 1911638 | 2210716 | 10/25/2021 | 270 | 7,459.80 | |
| 1911593 | 2210668 | 10/25/2021 | 270 | 7,086.89 | |
| 1911649 | 2210727 | 10/25/2021 | 270 | 5,504.00 | |
| 1911648 | 2210726 | 10/25/2021 | 270 | 4,734.00 | |
| 1911637 | 2210715 | 10/25/2021 | 270 | 3,688.28 | |
| 1911636 | 2210714 | 10/25/2021 | 270 | 3,005.00 | |
| 1911586 | 2210658 | 10/25/2021 | 270 | 2,284.25 | |
| 1911650 | 2210728 | 10/25/2021 | 270 | 2,231.00 | |
| 1911617 | 2210693 | 10/25/2021 | 270 | 1,959.08 | |
| 1911591 | 2210666 | 10/25/2021 | 270 | 1,901.92 | |
| 1911621 | 2210697 | 10/25/2021 | 270 | 1,693.56 | |
| 1911587 | 2210660 | 10/25/2021 | 270 | 1,685.00 | |
| 1911619 | 2210695 | 10/25/2021 | 270 | 1,626.00 | |
| 1911620 | 2210696 | 10/25/2021 | 270 | 1,304.00 | |
| 1911584 | 2210654 | 10/25/2021 | 270 | 1,250.00 | |
| 1911618 | 2210694 | 10/25/2021 | 270 | 1,216.74 | |
| 1911616 | 2210692 | 10/25/2021 | 270 | 930.00 | |
| 1911615 | 2210691 | 10/25/2021 | 270 | 851.00 | |
| 1911657 | 2210735 | 10/25/2021 | 270 | 785.00 | |
| 1911614 | 2210690 | 10/25/2021 | 270 | 639.00 | |
| 1911613 | 2210689 | 10/25/2021 | 270 | 617.00 | |
| 1911612 | 2210688 | 10/25/2021 | 270 | 594.00 | |
| 1911588 | 2210662 | 10/25/2021 | 270 | 543.25 | |
| 1911635 | 2210713 | 10/25/2021 | 270 | 482.08 | |
| 1911679 | 2210764 | 10/25/2021 | 270 | 378.29 | |
| 1911603 | 2210678 | 10/25/2021 | 270 | 350.00 | |
| 1911634 | 2210712 | 10/25/2021 | 270 | 313.40 | |
| 1911611 | 2210687 | 10/25/2021 | 270 | 285.00 | |
| 1911646 | 2210724 | 10/25/2021 | 270 | 272.81 | |
| 1911601 | 2210676 | 10/25/2021 | 270 | 250.00 | |
| 1911602 | 2210677 | 10/25/2021 | 270 | 250.00 | |
| 1911609 | 2210685 | 10/25/2021 | 270 | 202.50 | |
| 1911261 | 2701008 AIRS TAX | 10/25/2021 | 270 | 200.00 | |
| 1911605 | 2210680 | 10/25/2021 | 270 | 185.00 | |
| 1911598 | 2210673 | 10/25/2021 | 270 | 150.00 | |
| 1911599 | 2210674 | 10/25/2021 | 270 | 150.00 | |
| 1911668 | 2210749 | 10/25/2021 | 270 | 140.00 | |
| 1911658 | 2210736 | 10/25/2021 | 270 | 62.00 | |
| 1911585 | 2210655 | 10/25/2021 | 270 | 60.00 | |
| 1911633 | 2210711 | 10/25/2021 | 270 | 47.70 | |
| 1911604 | 2210679 | 10/25/2021 | 270 | 15.00 | |
| 1911632 | 2210710 | 10/25/2021 | 270 | 7.55 | |
| 1911631 | 2210709 | 10/25/2021 | 270 | 2.00 | |
| 1911572 | 8009807 EFT REV 1 | 10/25/2021 | 270 | | 47,334.92 |
| 1911560 | 2701001 | 10/25/2021 | 270 | | 11,515,196.76 |
| 1911561 | 2701002 | 10/25/2021 | 270 | | 75,509,194.12 |
| 1911563 | 2701004 | 10/25/2021 | 270 | | 152,418,196.12 |
| 1911682 | 2781001 | 10/25/2021 | 270 | | 23,000,000.00 |
| 1912003 | 2701007 AIRS TAX | 10/26/2021 | 270 | 32,330,029.19 | |
| 1912116 | 2781001 | 10/26/2021 | 270 | 15,000,000.00 | |
| 1912008 | 3001002 | 10/26/2021 | 270 | 7,000,000.00 | |
| 1912023 | 2210767 | 10/26/2021 | 270 | 6,750,000.00 | |
| 1912082 | 2210848 | 10/26/2021 | 270 | 1,996,137.34 | |

Run Date: 12/30/2021
 Run Time: 2:44:16PM

Demand Account Activity

Page: 113
 User: 0

Start Date: 7/1/2021 End Date: 12/31/2021

| Jnl. Entry | Ref # | Trx. Date | Ledger | Debit Amount | Credit Amount |
|------------|------------------|------------|--------|--------------|---------------|
| 1912015 | 2741001 | 10/26/2021 | 270 | 1,589,085.06 | |
| 1912031 | 2210776 | 10/26/2021 | 270 | 764,136.00 | |
| 1912021 | 0811001 | 10/26/2021 | 270 | 728,092.36 | |
| 1912084 | 2210856 | 10/26/2021 | 270 | 314,359.52 | |
| 1912043 | 2210795 | 10/26/2021 | 270 | 192,620.14 | |
| 1912074 | 2210837 | 10/26/2021 | 270 | 172,015.50 | |
| 1912073 | 2210836 | 10/26/2021 | 270 | 144,220.00 | |
| 1912093 | 2210865 | 10/26/2021 | 270 | 120,164.63 | |
| 1912041 | 2210792 | 10/26/2021 | 270 | 94,126.40 | |
| 1912047 | 2210802 | 10/26/2021 | 270 | 80,000.00 | |
| 1912088 | 2210860 | 10/26/2021 | 270 | 61,802.27 | |
| 1912004 | 2701008 AIRS TAX | 10/26/2021 | 270 | 50,630.03 | |
| 1912072 | 2210835 | 10/26/2021 | 270 | 38,060.00 | |
| 1912089 | 2210861 | 10/26/2021 | 270 | 36,484.18 | |
| 1912040 | 2210791 | 10/26/2021 | 270 | 35,501.82 | |
| 1912006 | 2701010 AIRS DSM | 10/26/2021 | 270 | 30,961.79 | |
| 1912010 | 2701002 | 10/26/2021 | 270 | 29,800.00 | |
| 1912024 | 2210768 | 10/26/2021 | 270 | 26,740.02 | |
| 1912028 | 2210772 | 10/26/2021 | 270 | 18,446.68 | |
| 1912005 | 2701009 AIRS DSM | 10/26/2021 | 270 | 18,134.62 | |
| 1912046 | 2210801 | 10/26/2021 | 270 | 18,000.00 | |
| 1912108 | 2210894 | 10/26/2021 | 270 | 17,571.01 | |
| 1912087 | 2210859 | 10/26/2021 | 270 | 16,153.56 | |
| 1912081 | 2210847 | 10/26/2021 | 270 | 16,091.47 | |
| 1912076 | 2210841 | 10/26/2021 | 270 | 13,871.51 | |
| 1912042 | 2210793 | 10/26/2021 | 270 | 8,334.97 | |
| 1912071 | 2210834 | 10/26/2021 | 270 | 6,750.00 | |
| 1912092 | 2210864 | 10/26/2021 | 270 | 6,398.78 | |
| 1912049 | 2210805 | 10/26/2021 | 270 | 6,265.50 | |
| 1912027 | 2210771 | 10/26/2021 | 270 | 5,036.48 | |
| 1912106 | 2210892 | 10/26/2021 | 270 | 4,653.00 | |
| 1912059 | 2210822 | 10/26/2021 | 270 | 4,103.91 | |
| 1912029 | 2210773 | 10/26/2021 | 270 | 2,892.74 | |
| 1912037 | 2210787 | 10/26/2021 | 270 | 2,885.00 | |
| 1912035 | 2210783 | 10/26/2021 | 270 | 2,685.00 | |
| 1912078 | 2210843 | 10/26/2021 | 270 | 2,096.15 | |
| 1912068 | 2210831 | 10/26/2021 | 270 | 2,000.00 | |
| 1912048 | 2210804 | 10/26/2021 | 270 | 1,988.91 | |
| 1912026 | 2210770 | 10/26/2021 | 270 | 1,988.64 | |
| 1912036 | 2210785 | 10/26/2021 | 270 | 1,933.25 | |
| 1912034 | 2210781 | 10/26/2021 | 270 | 1,929.75 | |
| 1912039 | 2210790 | 10/26/2021 | 270 | 1,880.00 | |
| 1912070 | 2210833 | 10/26/2021 | 270 | 1,875.00 | |
| 1912086 | 2210858 | 10/26/2021 | 270 | 1,585.81 | |
| 1912032 | 2210777 | 10/26/2021 | 270 | 1,540.00 | |
| 1912030 | 2210774 | 10/26/2021 | 270 | 1,186.13 | |
| 1912069 | 2210832 | 10/26/2021 | 270 | 790.00 | |
| 1912045 | 2210800 | 10/26/2021 | 270 | 589.02 | |
| 1912075 | 2210840 | 10/26/2021 | 270 | 500.00 | |
| 1912044 | 2210799 | 10/26/2021 | 270 | 440.36 | |
| 1912112 | 2210899 | 10/26/2021 | 270 | 417.75 | |
| 1912077 | 2210842 | 10/26/2021 | 270 | 385.61 | |
| 1912025 | 2210769 | 10/26/2021 | 270 | 334.71 | |
| 1912065 | 2210828 | 10/26/2021 | 270 | 198.30 | |
| 1912033 | 2210778 | 10/26/2021 | 270 | 140.00 | |
| 1912085 | 2210857 | 10/26/2021 | 270 | 115.84 | |

Run Date: 12/30/2021
 Run Time: 2:44:16PM

Demand Account Activity

Start Date: 7/1/2021 End Date: 12/31/2021

Page: 114
 User: 0

| Jnl. Entry | Ref # | Trx. Date | Ledger | Debit Amount | Credit Amount |
|------------|-------------------|------------|--------|---------------|---------------|
| 1912091 | 2210863 | 10/26/2021 | 270 | 100.47 | |
| 1912090 | 2210862 | 10/26/2021 | 270 | 61.37 | |
| 1912038 | 2210789 | 10/26/2021 | 270 | 60.07 | |
| 1912083 | 2210855 | 10/26/2021 | 270 | 35.90 | |
| 1912022 | 8009810 EFT REV 1 | 10/26/2021 | 270 | | 118,284.00 |
| 1912009 | 2701001 | 10/26/2021 | 270 | | 9,678,231.62 |
| 1912011 | 2701003 | 10/26/2021 | 270 | | 10,475,487.01 |
| 1912012 | 2701004 | 10/26/2021 | 270 | | 45.00 |
| 1912013 | 2701005 | 10/26/2021 | 270 | | 39,663,314.71 |
| 1912014 | 2701006 | 10/26/2021 | 270 | | 7,950,906.60 |
| 1912396 | 2701007 AIRS TAX | 10/27/2021 | 270 | 63,667,397.34 | |
| 1912404 | 3001004 | 10/27/2021 | 270 | 10,000,000.00 | |
| 1912436 | 2210920 | 10/27/2021 | 270 | 7,611,881.25 | |
| 1912527 | 0811001 | 10/27/2021 | 270 | 2,796,879.65 | |
| 1912417 | 0811001 | 10/27/2021 | 270 | 1,896,126.05 | |
| 1912486 | 2210978 | 10/27/2021 | 270 | 963,797.96 | |
| 1912412 | 2741001 | 10/27/2021 | 270 | 549,988.56 | |
| 1912413 | 2751001 | 10/27/2021 | 270 | 487,285.71 | |
| 1912501 | 2210997 | 10/27/2021 | 270 | 400,000.00 | |
| 1912474 | 2210966 | 10/27/2021 | 270 | 193,559.86 | |
| 1912488 | 2210980 | 10/27/2021 | 270 | 181,463.99 | |
| 1912444 | 2210928 | 10/27/2021 | 270 | 148,619.00 | |
| 1912445 | 2210929 | 10/27/2021 | 270 | 120,649.01 | |
| 1912485 | 2210977 | 10/27/2021 | 270 | 115,208.22 | |
| 1912487 | 2210979 | 10/27/2021 | 270 | 83,183.82 | |
| 1912484 | 2210976 | 10/27/2021 | 270 | 63,212.39 | |
| 1912397 | 2701008 AIRS TAX | 10/27/2021 | 270 | 58,622.98 | |
| 1912435 | 2210919 | 10/27/2021 | 270 | 48,835.29 | |
| 1912518 | 2211019 | 10/27/2021 | 270 | 36,456.10 | |
| 1912517 | 2211017 | 10/27/2021 | 270 | 29,730.00 | |
| 1912399 | 2701010 AIRS DSM | 10/27/2021 | 270 | 27,731.49 | |
| 1912483 | 2210975 | 10/27/2021 | 270 | 27,605.91 | |
| 1912446 | 2210931 | 10/27/2021 | 270 | 26,431.34 | |
| 1912398 | 2701009 AIRS DSM | 10/27/2021 | 270 | 25,899.97 | |
| 1912439 | 2210923 | 10/27/2021 | 270 | 9,479.26 | |
| 1912429 | 2210913 | 10/27/2021 | 270 | 6,645.00 | |
| 1912423 | 2210907 | 10/27/2021 | 270 | 5,000.00 | |
| 1912428 | 2210912 | 10/27/2021 | 270 | 4,760.00 | |
| 1912447 | 2210932 | 10/27/2021 | 270 | 4,246.48 | |
| 1912478 | 2210970 | 10/27/2021 | 270 | 4,145.75 | |
| 1912427 | 2210911 | 10/27/2021 | 270 | 4,080.00 | |
| 1912422 | 2210906 | 10/27/2021 | 270 | 4,065.00 | |
| 1912438 | 2210922 | 10/27/2021 | 270 | 3,601.65 | |
| 1912421 | 2210904 | 10/27/2021 | 270 | 2,670.05 | |
| 1912424 | 2210908 | 10/27/2021 | 270 | 2,400.00 | |
| 1912452 | 2210941 | 10/27/2021 | 270 | 2,250.00 | |
| 1912420 | 2210903 | 10/27/2021 | 270 | 2,175.00 | |
| 1912441 | 2210925 | 10/27/2021 | 270 | 1,953.56 | |
| 1912477 | 2210969 | 10/27/2021 | 270 | 1,904.00 | |
| 1912453 | 2210943 | 10/27/2021 | 270 | 1,776.45 | |
| 1912431 | 2210915 | 10/27/2021 | 270 | 1,670.00 | |
| 1912502 | 2210998 | 10/27/2021 | 270 | 1,652.85 | |
| 1912408 | 2701003 | 10/27/2021 | 270 | 1,625.92 | |
| 1912451 | 2210939 | 10/27/2021 | 270 | 1,501.75 | |
| 1912440 | 2210924 | 10/27/2021 | 270 | 1,489.93 | |
| 1912448 | 2210933 | 10/27/2021 | 270 | 1,450.00 | |

Run Date: 12/30/2021
 Run Time: 2:44:16PM

Demand Account Activity

Start Date: 7/1/2021 End Date: 12/31/2021

Page: 115
 User: 0

| Jnl. Entry | Ref # | Trx. Date | Ledger | Debit Amount | Credit Amount |
|------------|---------------------|------------|--------|----------------|---------------|
| 1912400 | 2701011 AIRS DSM | 10/27/2021 | 270 | 1,400.00 | |
| 1912426 | 2210910 | 10/27/2021 | 270 | 1,381.00 | |
| 1912433 | 2210917 | 10/27/2021 | 270 | 1,292.00 | |
| 1912482 | 2210974 | 10/27/2021 | 270 | 1,124.78 | |
| 1912454 | 2210944 | 10/27/2021 | 270 | 703.17 | |
| 1912430 | 2210914 | 10/27/2021 | 270 | 700.00 | |
| 1912434 | 2210918 | 10/27/2021 | 270 | 625.00 | |
| 1912450 | 2210937 | 10/27/2021 | 270 | 625.00 | |
| 1912432 | 2210916 | 10/27/2021 | 270 | 250.00 | |
| 1912425 | 2210909 | 10/27/2021 | 270 | 200.00 | |
| 1912437 | 2210921 | 10/27/2021 | 270 | 158.50 | |
| 1912442 | 2210926 | 10/27/2021 | 270 | 150.00 | |
| 1912481 | 2210973 | 10/27/2021 | 270 | 127.84 | |
| 1912449 | 2210934 | 10/27/2021 | 270 | 120.00 | |
| 1912480 | 2210972 | 10/27/2021 | 270 | 22.71 | |
| 1912443 | 2210927 | 10/27/2021 | 270 | 1.03 | |
| 1912479 | 2210971 | 10/27/2021 | 270 | 1.00 | |
| 1912418 | 8009812 EFT REV 1 | 10/27/2021 | 270 | | 17,908.00 |
| 1912405 | 2701001 | 10/27/2021 | 270 | | 9,533,451.06 |
| 1912407 | 2701002 | 10/27/2021 | 270 | | 7,611,881.25 |
| 1912409 | 2701004 | 10/27/2021 | 270 | | 1,567,776.56 |
| 1912410 | 2701005 | 10/27/2021 | 270 | | 53,998,013.90 |
| 1912411 | 2701006 | 10/27/2021 | 270 | | 7,664,039.11 |
| 1912419 | 2781001 | 10/27/2021 | 270 | | 6,000,000.00 |
| 1912526 | Back Out Journal Er | 10/27/2021 | 270 | | 1,896,126.05 |
| 1912528 | 2781002 | 10/27/2021 | 270 | | 1,000,000.00 |
| 1912829 | 2701004 | 10/28/2021 | 270 | 216,633,882.66 | |
| 1912917 | 2211120 | 10/28/2021 | 270 | 56,398,221.05 | |
| 1912823 | 3001003 | 10/28/2021 | 270 | 12,000,000.00 | |
| 1912817 | 2701007 AIRS TAX | 10/28/2021 | 270 | 9,883,986.52 | |
| 1912842 | 0811001 | 10/28/2021 | 270 | 6,784,353.52 | |
| 1912832 | 2741001 | 10/28/2021 | 270 | 2,613,526.26 | |
| 1912850 | 2211042 | 10/28/2021 | 270 | 1,916,828.86 | |
| 1912851 | 2211044 | 10/28/2021 | 270 | 1,409,579.29 | |
| 1912906 | 2211109 | 10/28/2021 | 270 | 766,365.87 | |
| 1912862 | 2211055 | 10/28/2021 | 270 | 301,098.00 | |
| 1912918 | 2211121 | 10/28/2021 | 270 | 169,860.05 | |
| 1912857 | 2211050 | 10/28/2021 | 270 | 124,692.80 | |
| 1912858 | 2211051 | 10/28/2021 | 270 | 99,381.49 | |
| 1912928 | 2211132 | 10/28/2021 | 270 | 86,766.27 | |
| 1912887 | 2211090 | 10/28/2021 | 270 | 86,305.71 | |
| 1912903 | 2211106 | 10/28/2021 | 270 | 49,684.38 | |
| 1912859 | 2211052 | 10/28/2021 | 270 | 49,227.11 | |
| 1912881 | 2211084 | 10/28/2021 | 270 | 37,636.00 | |
| 1912866 | 2211060 | 10/28/2021 | 270 | 30,737.20 | |
| 1912904 | 2211107 | 10/28/2021 | 270 | 28,474.00 | |
| 1912818 | 2701008 AIRS TAX | 10/28/2021 | 270 | 26,625.08 | |
| 1912895 | 2211098 | 10/28/2021 | 270 | 25,671.35 | |
| 1912820 | 2701010 AIRS DSM | 10/28/2021 | 270 | 25,579.32 | |
| 1912843 | 2211035 | 10/28/2021 | 270 | 21,728.53 | |
| 1912868 | 2211062 | 10/28/2021 | 270 | 13,553.36 | |
| 1912892 | 2211095 | 10/28/2021 | 270 | 11,987.00 | |
| 1912861 | 2211054 | 10/28/2021 | 270 | 10,850.00 | |
| 1912864 | 2211057 | 10/28/2021 | 270 | 10,532.01 | |
| 1912863 | 2211056 | 10/28/2021 | 270 | 9,781.01 | |
| 1912905 | 2211108 | 10/28/2021 | 270 | 9,724.00 | |

Run Date: 12/30/2021
 Run Time: 2:44:16PM

Demand Account Activity

Start Date: 7/1/2021 End Date: 12/31/2021

Page: 116
 User: 0

| Jnl. Entry | Ref # | Trx. Date | Ledger | Debit Amount | Credit Amount |
|------------|-------------------|------------|--------|----------------|----------------|
| 1912886 | 2211089 | 10/28/2021 | 270 | 9,587.00 | |
| 1912910 | 2211113 | 10/28/2021 | 270 | 8,226.91 | |
| 1912878 | 2211079 | 10/28/2021 | 270 | 6,870.00 | |
| 1912819 | 2701009 AIRS DSM | 10/28/2021 | 270 | 6,584.45 | |
| 1912877 | 2211077 | 10/28/2021 | 270 | 6,424.75 | |
| 1912890 | 2211093 | 10/28/2021 | 270 | 5,519.50 | |
| 1912856 | 2211049 | 10/28/2021 | 270 | 4,562.00 | |
| 1912865 | 2211059 | 10/28/2021 | 270 | 3,888.40 | |
| 1912860 | 2211053 | 10/28/2021 | 270 | 3,102.82 | |
| 1912916 | 2211119 | 10/28/2021 | 270 | 2,332.80 | |
| 1912875 | 2211073 | 10/28/2021 | 270 | 1,960.00 | |
| 1912889 | 2211092 | 10/28/2021 | 270 | 1,950.00 | |
| 1912896 | 2211099 | 10/28/2021 | 270 | 1,875.66 | |
| 1912885 | 2211088 | 10/28/2021 | 270 | 1,650.00 | |
| 1912908 | 2211111 | 10/28/2021 | 270 | 1,455.00 | |
| 1912852 | 2211045 | 10/28/2021 | 270 | 1,350.00 | |
| 1912894 | 2211097 | 10/28/2021 | 270 | 1,243.88 | |
| 1912869 | 2211065 | 10/28/2021 | 270 | 1,200.00 | |
| 1912849 | 2211041 | 10/28/2021 | 270 | 670.00 | |
| 1912897 | 2211100 | 10/28/2021 | 270 | 648.08 | |
| 1912848 | 2211040 | 10/28/2021 | 270 | 570.00 | |
| 1912847 | 2211039 | 10/28/2021 | 270 | 475.00 | |
| 1912846 | 2211038 | 10/28/2021 | 270 | 400.00 | |
| 1912853 | 2211046 | 10/28/2021 | 270 | 400.00 | |
| 1912879 | 2211081 | 10/28/2021 | 270 | 390.00 | |
| 1912909 | 2211112 | 10/28/2021 | 270 | 378.75 | |
| 1912893 | 2211096 | 10/28/2021 | 270 | 307.80 | |
| 1912907 | 2211110 | 10/28/2021 | 270 | 292.62 | |
| 1912844 | 2211036 | 10/28/2021 | 270 | 200.00 | |
| 1912845 | 2211037 | 10/28/2021 | 270 | 200.00 | |
| 1912891 | 2211094 | 10/28/2021 | 270 | 198.50 | |
| 1912855 | 2211048 | 10/28/2021 | 270 | 175.00 | |
| 1912876 | 2211074 | 10/28/2021 | 270 | 160.00 | |
| 1912854 | 2211047 | 10/28/2021 | 270 | 38.25 | |
| 1912880 | 2211083 | 10/28/2021 | 270 | 27.62 | |
| 1912867 | 2211061 | 10/28/2021 | 270 | 25.00 | |
| 1912826 | 2701001 | 10/28/2021 | 270 | 22.23 | |
| 1912902 | 2211105 | 10/28/2021 | 270 | 0.70 | |
| 1912838 | 8009813 EFT REV 1 | 10/28/2021 | 270 | | 14,546.42 |
| 1912827 | 2701002 | 10/28/2021 | 270 | | 184,430,961.91 |
| 1912828 | 2701003 | 10/28/2021 | 270 | | 35.00 |
| 1912830 | 2701005 | 10/28/2021 | 270 | | 23,187,169.70 |
| 1912939 | 2781001 | 10/28/2021 | 270 | | 102,000,000.00 |
| 1914075 | 222701030 | 10/29/2021 | 270 | 152,000,000.00 | |
| 1913905 | 222701009 | 10/29/2021 | 270 | 19,367,179.00 | |
| 1913944 | 2211168 | 10/29/2021 | 270 | 12,058,570.16 | |
| 1913899 | 222701003 | 10/29/2021 | 270 | 5,000,000.00 | |
| 1914076 | 222701031 | 10/29/2021 | 270 | 4,678,067.61 | |
| 1913921 | 222701001EFT AIRS | 10/29/2021 | 270 | 3,457,251.60 | |
| 1913903 | 222701007 | 10/29/2021 | 270 | 2,523,500.69 | |
| 1913892 | CD ACH Bank Trans | 10/29/2021 | 270 | 1,650,000.00 | |
| 1913983 | 2211223 | 10/29/2021 | 270 | 1,222,092.32 | |
| 1913976 | 2211216 | 10/29/2021 | 270 | 826,888.00 | |
| 1913984 | 2211224 | 10/29/2021 | 270 | 620,725.14 | |
| 1914033 | 2211284 | 10/29/2021 | 270 | 595,428.49 | |
| 1913904 | 222701008 | 10/29/2021 | 270 | 401,337.10 | |

Run Date: 12/30/2021
 Run Time: 2:44:16PM

Demand Account Activity

Page: 117
 User: 0

Start Date: 7/1/2021 End Date: 12/31/2021

| Jnl. Entry | Ref # | Trx. Date | Ledger | Debit Amount | Credit Amount |
|------------|------------------|------------|--------|--------------|---------------|
| 1913951 | 2211175 | 10/29/2021 | 270 | 271,718.36 | |
| 1913986 | 2211226 | 10/29/2021 | 270 | 267,700.30 | |
| 1914011 | 2211252 | 10/29/2021 | 270 | 199,500.00 | |
| 1913953 | 2211177 | 10/29/2021 | 270 | 193,094.13 | |
| 1914046 | 2211305 | 10/29/2021 | 270 | 114,015.97 | |
| 1914027 | 2211273 | 10/29/2021 | 270 | 107,483.68 | |
| 1914014 | 2211255 | 10/29/2021 | 270 | 104,991.85 | |
| 1914059 | 2211326 | 10/29/2021 | 270 | 92,243.46 | |
| 1914010 | 2211251 | 10/29/2021 | 270 | 87,090.73 | |
| 1913985 | 2211225 | 10/29/2021 | 270 | 69,029.78 | |
| 1914009 | 2211250 | 10/29/2021 | 270 | 48,347.71 | |
| 1913963 | 2211187 | 10/29/2021 | 270 | 43,618.01 | |
| 1914008 | 2211249 | 10/29/2021 | 270 | 38,278.78 | |
| 1914007 | 2211248 | 10/29/2021 | 270 | 35,089.36 | |
| 1914006 | 2211247 | 10/29/2021 | 270 | 30,633.96 | |
| 1913962 | 2211186 | 10/29/2021 | 270 | 28,901.53 | |
| 1913972 | 2211210 | 10/29/2021 | 270 | 26,411.77 | |
| 1913991 | 2211231 | 10/29/2021 | 270 | 22,860.37 | |
| 1913943 | 2211167 | 10/29/2021 | 270 | 21,883.59 | |
| 1913992 | 2211232 | 10/29/2021 | 270 | 20,401.62 | |
| 1914015 | 2211256 | 10/29/2021 | 270 | 20,000.00 | |
| 1913947 | 2211171 | 10/29/2021 | 270 | 17,960.00 | |
| 1913955 | 2211179 | 10/29/2021 | 270 | 17,559.00 | |
| 1913989 | 2211229 | 10/29/2021 | 270 | 17,517.19 | |
| 1914001 | 2211242 | 10/29/2021 | 270 | 15,152.59 | |
| 1913949 | 2211173 | 10/29/2021 | 270 | 14,800.00 | |
| 1913961 | 2211185 | 10/29/2021 | 270 | 13,697.50 | |
| 1914038 | 2211292 | 10/29/2021 | 270 | 13,365.84 | |
| 1913945 | 2211169 | 10/29/2021 | 270 | 13,003.00 | |
| 1913988 | 2211228 | 10/29/2021 | 270 | 12,751.92 | |
| 1913987 | 2211227 | 10/29/2021 | 270 | 11,069.85 | |
| 1913977 | 2211217 | 10/29/2021 | 270 | 10,444.18 | |
| 1913973 | 2211212 | 10/29/2021 | 270 | 9,895.74 | |
| 1913922 | 222701002IFTA CC | 10/29/2021 | 270 | 6,905.86 | |
| 1913952 | 2211176 | 10/29/2021 | 270 | 6,529.25 | |
| 1913975 | 2211215 | 10/29/2021 | 270 | 5,110.40 | |
| 1914043 | 2211297 | 10/29/2021 | 270 | 4,702.00 | |
| 1913982 | 2211222 | 10/29/2021 | 270 | 4,351.23 | |
| 1914073 | 2211350 | 10/29/2021 | 270 | 4,093.20 | |
| 1913954 | 2211178 | 10/29/2021 | 270 | 3,945.75 | |
| 1913971 | 2211208 | 10/29/2021 | 270 | 3,917.13 | |
| 1913990 | 2211230 | 10/29/2021 | 270 | 3,527.59 | |
| 1913968 | 2211203 | 10/29/2021 | 270 | 3,255.00 | |
| 1913900 | 222701004 | 10/29/2021 | 270 | 2,778.03 | |
| 1913970 | 2211207 | 10/29/2021 | 270 | 2,663.00 | |
| 1913964 | 2211196 | 10/29/2021 | 270 | 2,570.00 | |
| 1913993 | 2211234 | 10/29/2021 | 270 | 2,144.35 | |
| 1914005 | 2211246 | 10/29/2021 | 270 | 2,134.00 | |
| 1914004 | 2211245 | 10/29/2021 | 270 | 2,108.00 | |
| 1913966 | 2211200 | 10/29/2021 | 270 | 1,856.25 | |
| 1914003 | 2211244 | 10/29/2021 | 270 | 1,650.00 | |
| 1914013 | 2211254 | 10/29/2021 | 270 | 1,600.27 | |
| 1913959 | 2211183 | 10/29/2021 | 270 | 1,240.00 | |
| 1914021 | 2211266 | 10/29/2021 | 270 | 1,149.46 | |
| 1913942 | 2211166 | 10/29/2021 | 270 | 1,146.97 | |
| 1914002 | 2211243 | 10/29/2021 | 270 | 1,098.00 | |

Run Date: 12/30/2021
 Run Time: 2:44:16PM

Demand Account Activity

Page: 118
 User: 0

Start Date: 7/1/2021 End Date: 12/31/2021

| Jnl. Entry | Ref # | Trx. Date | Ledger | Debit Amount | Credit Amount |
|------------|---------------------|------------|--------|---------------|----------------|
| 1914030 | 2211281 | 10/29/2021 | 270 | 1,068.80 | |
| 1914016 | 2211257 | 10/29/2021 | 270 | 977.70 | |
| 1913981 | 2211221 | 10/29/2021 | 270 | 968.61 | |
| 1913980 | 2211220 | 10/29/2021 | 270 | 963.90 | |
| 1914000 | 2211241 | 10/29/2021 | 270 | 884.00 | |
| 1913999 | 2211240 | 10/29/2021 | 270 | 830.00 | |
| 1913998 | 2211239 | 10/29/2021 | 270 | 824.00 | |
| 1914034 | 2211288 | 10/29/2021 | 270 | 650.00 | |
| 1913997 | 2211238 | 10/29/2021 | 270 | 414.51 | |
| 1913996 | 2211237 | 10/29/2021 | 270 | 360.00 | |
| 1913958 | 2211182 | 10/29/2021 | 270 | 300.00 | |
| 1913969 | 2211205 | 10/29/2021 | 270 | 283.25 | |
| 1913957 | 2211181 | 10/29/2021 | 270 | 250.00 | |
| 1913894 | Wrrt Adj 10292021 S | 10/29/2021 | 270 | 249.18 | |
| 1913974 | 2211214 | 10/29/2021 | 270 | 240.00 | |
| 1913956 | 2211180 | 10/29/2021 | 270 | 200.00 | |
| 1913950 | 2211174 | 10/29/2021 | 270 | 181.98 | |
| 1913965 | 2211197 | 10/29/2021 | 270 | 120.00 | |
| 1913946 | 2211170 | 10/29/2021 | 270 | 115.00 | |
| 1913995 | 2211236 | 10/29/2021 | 270 | 110.55 | |
| 1913994 | 2211235 | 10/29/2021 | 270 | 85.00 | |
| 1913960 | 2211184 | 10/29/2021 | 270 | 62.00 | |
| 1913979 | 2211219 | 10/29/2021 | 270 | 4.84 | |
| 1913978 | 2211218 | 10/29/2021 | 270 | 0.06 | |
| 1913925 | 8009814 EFT REV 1 | 10/29/2021 | 270 | | 40,956.72 |
| 1913902 | 222701006 | 10/29/2021 | 270 | | 112,170,783.08 |
| 1913906 | 222701010 | 10/29/2021 | 270 | | 5,946,240.52 |
| 1913926 | 222701021 | 10/29/2021 | 270 | | 87,040,468.23 |
| 1913927 | 222701022 | 10/29/2021 | 270 | | 1,477,786.51 |
| 1914309 | 222701120 | 11/1/2021 | 270 | 24,556,605.72 | |
| 1914388 | 2211447 | 11/1/2021 | 270 | 5,726,566.22 | |
| 1914365 | 2211414 | 11/1/2021 | 270 | 5,087,817.85 | |
| 1914363 | 2211412 | 11/1/2021 | 270 | 4,799,101.17 | |
| 1914333 | 2211377 | 11/1/2021 | 270 | 3,120,913.87 | |
| 1914302 | 222701107 | 11/1/2021 | 270 | 2,513,341.77 | |
| 1914362 | 2211411 | 11/1/2021 | 270 | 1,281,260.78 | |
| 1914390 | 222701130 | 11/1/2021 | 270 | 1,188,455.17 | |
| 1914372 | 2211421 | 11/1/2021 | 270 | 660,000.00 | |
| 1914361 | 2211410 | 11/1/2021 | 270 | 329,946.64 | |
| 1914320 | 2211359 | 11/1/2021 | 270 | 296,242.88 | |
| 1914324 | 2211364 | 11/1/2021 | 270 | 135,466.66 | |
| 1914360 | 2211409 | 11/1/2021 | 270 | 95,115.08 | |
| 1914334 | 2211378 | 11/1/2021 | 270 | 76,977.55 | |
| 1914336 | 2211382 | 11/1/2021 | 270 | 68,592.63 | |
| 1914387 | 2211446 | 11/1/2021 | 270 | 40,790.16 | |
| 1914359 | 2211408 | 11/1/2021 | 270 | 28,284.26 | |
| 1914358 | 2211407 | 11/1/2021 | 270 | 19,765.94 | |
| 1914321 | 2211361 | 11/1/2021 | 270 | 18,545.49 | |
| 1914357 | 2211406 | 11/1/2021 | 270 | 15,383.84 | |
| 1914299 | 222701104 | 11/1/2021 | 270 | 12,252.00 | |
| 1914373 | 2211422 | 11/1/2021 | 270 | 11,850.63 | |
| 1914350 | 2211399 | 11/1/2021 | 270 | 11,635.00 | |
| 1914349 | 2211398 | 11/1/2021 | 270 | 10,700.00 | |
| 1914347 | 2211396 | 11/1/2021 | 270 | 10,445.37 | |
| 1914318 | 2211357 | 11/1/2021 | 270 | 10,189.98 | |
| 1914323 | 2211363 | 11/1/2021 | 270 | 7,691.83 | |

Run Date: 12/30/2021
 Run Time: 2:44:16PM

Demand Account Activity

Start Date: 7/1/2021 End Date: 12/31/2021

Page: 119
 User: 0

| Jnl. Entry | Ref # | Trx. Date | Ledger | Debit Amount | Credit Amount |
|------------|----------------------|-----------|--------|--------------|---------------|
| 1914352 | 2211401 | 11/1/2021 | 270 | 7,220.00 | |
| 1914335 | 2211380 | 11/1/2021 | 270 | 5,736.68 | |
| 1914393 | Back Out Journal Er | 11/1/2021 | 270 | 5,108.00 | |
| 1914394 | Correct Journal Entr | 11/1/2021 | 270 | 5,108.00 | |
| 1914339 | 2211388 | 11/1/2021 | 270 | 4,031.57 | |
| 1914356 | 2211405 | 11/1/2021 | 270 | 2,598.95 | |
| 1914319 | 2211358 | 11/1/2021 | 270 | 2,500.15 | |
| 1914338 | 2211387 | 11/1/2021 | 270 | 1,700.87 | |
| 1914322 | 2211362 | 11/1/2021 | 270 | 1,680.78 | |
| 1914315 | 2211356 | 11/1/2021 | 270 | 1,505.00 | |
| 1914348 | 2211397 | 11/1/2021 | 270 | 1,495.32 | |
| 1914355 | 2211404 | 11/1/2021 | 270 | 1,120.39 | |
| 1914371 | 2211420 | 11/1/2021 | 270 | 906.48 | |
| 1914305 | 222701110 | 11/1/2021 | 270 | 750.00 | |
| 1914351 | 2211400 | 11/1/2021 | 270 | 730.00 | |
| 1914353 | 2211402 | 11/1/2021 | 270 | 592.80 | |
| 1914364 | 2211413 | 11/1/2021 | 270 | 530.61 | |
| 1914389 | 2211449 | 11/1/2021 | 270 | 175.52 | |
| 1914346 | 2211395 | 11/1/2021 | 270 | 56.25 | |
| 1914354 | 2211403 | 11/1/2021 | 270 | 53.42 | |
| 1914328 | 2211371 | 11/1/2021 | 270 | 9.21 | |
| 1914297 | 222701102 | 11/1/2021 | 270 | | 14,552,511.54 |
| 1914298 | 222701103 | 11/1/2021 | 270 | | 16,102.72 |
| 1914300 | 222701105 | 11/1/2021 | 270 | | 5,108.00 |
| 1914306 | 222701111 | 11/1/2021 | 270 | | 14,700,122.84 |
| 1914314 | 222701121 | 11/1/2021 | 270 | | 1,745,774.23 |
| 1914391 | 222701131 | 11/1/2021 | 270 | | 19,000,000.00 |
| 1914716 | 222701101AIRS EF | 11/2/2021 | 270 | 9,749,182.53 | |
| 1914705 | 222701111 | 11/2/2021 | 270 | 5,000,000.00 | |
| 1914847 | 222701130 | 11/2/2021 | 270 | 3,434,521.80 | |
| 1914700 | 222701106 | 11/2/2021 | 270 | 3,005,933.33 | |
| 1914760 | 2211502 | 11/2/2021 | 270 | 2,497,513.92 | |
| 1914776 | 2211535 | 11/2/2021 | 270 | 2,231,489.38 | |
| 1914753 | 2211492 | 11/2/2021 | 270 | 713,936.72 | |
| 1914803 | 2211562 | 11/2/2021 | 270 | 655,000.00 | |
| 1914756 | 2211498 | 11/2/2021 | 270 | 570,236.50 | |
| 1914795 | 2211554 | 11/2/2021 | 270 | 445,313.51 | |
| 1914774 | 2211533 | 11/2/2021 | 270 | 300,000.00 | |
| 1914849 | 222701124IRPCC A | 11/2/2021 | 270 | 213,090.10 | |
| 1914717 | 222701102CC AIRS | 11/2/2021 | 270 | 205,917.66 | |
| 1914772 | 2211523 | 11/2/2021 | 270 | 171,847.60 | |
| 1914794 | 2211553 | 11/2/2021 | 270 | 165,540.70 | |
| 1914754 | 2211495 | 11/2/2021 | 270 | 156,490.50 | |
| 1914761 | 2211503 | 11/2/2021 | 270 | 144,209.66 | |
| 1914764 | 2211506 | 11/2/2021 | 270 | 134,927.90 | |
| 1914718 | 222701003IFTA CC | 11/2/2021 | 270 | 106,051.13 | |
| 1914701 | 222701107 | 11/2/2021 | 270 | 103,491.00 | |
| 1914739 | 2211471 | 11/2/2021 | 270 | 98,902.47 | |
| 1914755 | 2211496 | 11/2/2021 | 270 | 84,379.45 | |
| 1914728 | 2211454 | 11/2/2021 | 270 | 75,645.00 | |
| 1914727 | 2211453 | 11/2/2021 | 270 | 66,125.00 | |
| 1914773 | 2211528 | 11/2/2021 | 270 | 54,374.57 | |
| 1914778 | 2211537 | 11/2/2021 | 270 | 37,552.50 | |
| 1914752 | 2211488 | 11/2/2021 | 270 | 37,125.76 | |
| 1914793 | 2211552 | 11/2/2021 | 270 | 33,282.56 | |
| 1914792 | 2211551 | 11/2/2021 | 270 | 29,703.66 | |

Run Date: 12/30/2021
 Run Time: 2:44:16PM

Demand Account Activity

Start Date: 7/1/2021 End Date: 12/31/2021

Page: 120
 User: 0

| Jnl. Entry | Ref # | Trx. Date | Ledger | Debit Amount | Credit Amount |
|------------|----------------------|-----------|--------|--------------|---------------|
| 1914783 | 2211542 | 11/2/2021 | 270 | 26,885.67 | |
| 1914751 | 2211487 | 11/2/2021 | 270 | 23,123.26 | |
| 1914724 | 2211450 | 11/2/2021 | 270 | 15,100.00 | |
| 1914785 | 2211544 | 11/2/2021 | 270 | 14,134.21 | |
| 1914757 | 2211499 | 11/2/2021 | 270 | 12,515.98 | |
| 1914791 | 2211550 | 11/2/2021 | 270 | 12,398.25 | |
| 1914787 | 2211546 | 11/2/2021 | 270 | 11,272.00 | |
| 1914762 | 2211504 | 11/2/2021 | 270 | 11,021.60 | |
| 1914786 | 2211545 | 11/2/2021 | 270 | 10,713.88 | |
| 1914722 | 222701112 | 11/2/2021 | 270 | 9,504.95 | |
| 1914790 | 2211549 | 11/2/2021 | 270 | 9,375.50 | |
| 1914779 | 2211538 | 11/2/2021 | 270 | 9,184.00 | |
| 1914729 | 2211455 | 11/2/2021 | 270 | 8,900.00 | |
| 1914846 | 2211614 | 11/2/2021 | 270 | 8,778.32 | |
| 1914822 | 2211587 | 11/2/2021 | 270 | 5,500.00 | |
| 1914740 | 2211472 | 11/2/2021 | 270 | 4,870.68 | |
| 1914763 | 2211505 | 11/2/2021 | 270 | 4,775.64 | |
| 1914741 | 2211473 | 11/2/2021 | 270 | 4,262.18 | |
| 1914742 | 2211474 | 11/2/2021 | 270 | 3,844.36 | |
| 1914780 | 2211539 | 11/2/2021 | 270 | 3,718.62 | |
| 1914775 | 2211534 | 11/2/2021 | 270 | 3,700.50 | |
| 1914758 | 2211500 | 11/2/2021 | 270 | 3,168.54 | |
| 1914850 | 222701125 | 11/2/2021 | 270 | 3,000.00 | |
| 1914734 | 2211464 | 11/2/2021 | 270 | 2,915.00 | |
| 1914738 | 2211470 | 11/2/2021 | 270 | 2,912.40 | |
| 1914781 | 2211540 | 11/2/2021 | 270 | 2,841.18 | |
| 1914737 | 2211469 | 11/2/2021 | 270 | 2,550.00 | |
| 1914733 | 2211462 | 11/2/2021 | 270 | 2,284.25 | |
| 1914736 | 2211468 | 11/2/2021 | 270 | 2,025.00 | |
| 1914732 | 2211461 | 11/2/2021 | 270 | 1,950.00 | |
| 1914730 | 2211457 | 11/2/2021 | 270 | 1,925.61 | |
| 1914788 | 2211547 | 11/2/2021 | 270 | 1,895.00 | |
| 1914802 | 2211561 | 11/2/2021 | 270 | 1,894.12 | |
| 1914743 | 2211475 | 11/2/2021 | 270 | 1,500.00 | |
| 1914747 | 2211483 | 11/2/2021 | 270 | 1,445.00 | |
| 1914826 | 2211591 | 11/2/2021 | 270 | 1,224.27 | |
| 1914746 | 2211481 | 11/2/2021 | 270 | 1,135.00 | |
| 1914745 | 2211479 | 11/2/2021 | 270 | 1,110.50 | |
| 1914777 | 2211536 | 11/2/2021 | 270 | 967.30 | |
| 1914749 | 2211485 | 11/2/2021 | 270 | 890.00 | |
| 1914726 | 2211452 | 11/2/2021 | 270 | 800.00 | |
| 1914735 | 2211466 | 11/2/2021 | 270 | 761.50 | |
| 1914702 | 222701108 | 11/2/2021 | 270 | 641.63 | |
| 1914851 | til checks 11-1-2021 | 11/2/2021 | 270 | 461.33 | |
| 1914750 | 2211486 | 11/2/2021 | 270 | 384.00 | |
| 1914759 | 2211501 | 11/2/2021 | 270 | 352.19 | |
| 1914725 | 2211451 | 11/2/2021 | 270 | 300.00 | |
| 1914782 | 2211541 | 11/2/2021 | 270 | 284.09 | |
| 1914804 | 2211563 | 11/2/2021 | 270 | 264.17 | |
| 1914748 | 2211484 | 11/2/2021 | 270 | 237.22 | |
| 1914797 | 2211556 | 11/2/2021 | 270 | 130.00 | |
| 1914731 | 2211458 | 11/2/2021 | 270 | 120.00 | |
| 1914796 | 2211555 | 11/2/2021 | 270 | 110.00 | |
| 1914789 | 2211548 | 11/2/2021 | 270 | 104.00 | |
| 1914744 | 2211476 | 11/2/2021 | 270 | 100.00 | |
| 1914827 | 2211592 | 11/2/2021 | 270 | 94.40 | |

Run Date: 12/30/2021
 Run Time: 2:44:16PM

Demand Account Activity

Start Date: 7/1/2021 End Date: 12/31/2021

Page: 121
 User: 0

| Jnl. Entry | Ref # | Trx. Date | Ledger | Debit Amount | Credit Amount |
|------------|-------------------|-----------|--------|---------------|---------------|
| 1914703 | 222701109 | 11/2/2021 | 270 | | 9,819,920.61 |
| 1914723 | 222701111 | 11/2/2021 | 270 | | 13,206,020.95 |
| 1914848 | 222701131 | 11/2/2021 | 270 | | 8,000,000.00 |
| 1915260 | 222701107 | 11/3/2021 | 270 | 19,344,592.24 | |
| 1915283 | 222701101EFT AIRS | 11/3/2021 | 270 | 11,176,015.33 | |
| 1915158 | 2211621 | 11/3/2021 | 270 | 9,709,114.00 | |
| 1915259 | 222701106 | 11/3/2021 | 270 | 8,000,000.00 | |
| 1915154 | 222701103 | 11/3/2021 | 270 | 3,899,553.02 | |
| 1915285 | 222701130 | 11/3/2021 | 270 | 2,876,161.75 | |
| 1915230 | 2211713 | 11/3/2021 | 270 | 1,162,731.04 | |
| 1915229 | 2211712 | 11/3/2021 | 270 | 1,058,718.49 | |
| 1915161 | 2211624 | 11/3/2021 | 270 | 397,213.42 | |
| 1915228 | 2211711 | 11/3/2021 | 270 | 385,692.76 | |
| 1915187 | 2211659 | 11/3/2021 | 270 | 338,729.49 | |
| 1915227 | 2211710 | 11/3/2021 | 270 | 309,909.53 | |
| 1915162 | 2211629 | 11/3/2021 | 270 | 247,199.32 | |
| 1915160 | 2211623 | 11/3/2021 | 270 | 241,681.91 | |
| 1915165 | 2211632 | 11/3/2021 | 270 | 180,000.00 | |
| 1915226 | 2211709 | 11/3/2021 | 270 | 167,593.83 | |
| 1915217 | 2211700 | 11/3/2021 | 270 | 143,446.22 | |
| 1915166 | 2211633 | 11/3/2021 | 270 | 136,806.17 | |
| 1915191 | 2211670 | 11/3/2021 | 270 | 78,762.53 | |
| 1915219 | 2211702 | 11/3/2021 | 270 | 68,424.83 | |
| 1915199 | 2211679 | 11/3/2021 | 270 | 66,123.85 | |
| 1915268 | 222701115 | 11/3/2021 | 270 | 43,884.00 | |
| 1915156 | 2211616 | 11/3/2021 | 270 | 33,468.57 | |
| 1915193 | 2211672 | 11/3/2021 | 270 | 24,073.03 | |
| 1915284 | 222701102 | 11/3/2021 | 270 | 21,929.03 | |
| 1915164 | 2211631 | 11/3/2021 | 270 | 21,577.20 | |
| 1915205 | 2211685 | 11/3/2021 | 270 | 18,922.00 | |
| 1915176 | 2211648 | 11/3/2021 | 270 | 18,642.93 | |
| 1915192 | 2211671 | 11/3/2021 | 270 | 17,409.48 | |
| 1915184 | 2211656 | 11/3/2021 | 270 | 15,931.10 | |
| 1915159 | 2211622 | 11/3/2021 | 270 | 15,920.00 | |
| 1915258 | 222701105 | 11/3/2021 | 270 | 12,291.66 | |
| 1915203 | 2211683 | 11/3/2021 | 270 | 8,898.00 | |
| 1915195 | 2211675 | 11/3/2021 | 270 | 7,505.00 | |
| 1915179 | 2211651 | 11/3/2021 | 270 | 4,955.00 | |
| 1915225 | 2211708 | 11/3/2021 | 270 | 4,615.05 | |
| 1915157 | 2211620 | 11/3/2021 | 270 | 3,999.49 | |
| 1915218 | 2211701 | 11/3/2021 | 270 | 3,335.99 | |
| 1915169 | 2211638 | 11/3/2021 | 270 | 2,940.00 | |
| 1915224 | 2211707 | 11/3/2021 | 270 | 2,926.04 | |
| 1915174 | 2211646 | 11/3/2021 | 270 | 2,705.00 | |
| 1915167 | 2211634 | 11/3/2021 | 270 | 2,280.00 | |
| 1915155 | 2211615 | 11/3/2021 | 270 | 1,902.00 | |
| 1915200 | 2211680 | 11/3/2021 | 270 | 1,750.00 | |
| 1915206 | 2211686 | 11/3/2021 | 270 | 1,510.00 | |
| 1915190 | 2211668 | 11/3/2021 | 270 | 1,475.00 | |
| 1915171 | 2211642 | 11/3/2021 | 270 | 1,438.50 | |
| 1915208 | 2211689 | 11/3/2021 | 270 | 1,417.00 | |
| 1915178 | 2211650 | 11/3/2021 | 270 | 1,100.00 | |
| 1915181 | 2211653 | 11/3/2021 | 270 | 950.00 | |
| 1915215 | 2211697 | 11/3/2021 | 270 | 700.00 | |
| 1915194 | 2211674 | 11/3/2021 | 270 | 645.00 | |
| 1915163 | 2211630 | 11/3/2021 | 270 | 521.81 | |

Run Date: 12/30/2021
 Run Time: 2:44:16PM

Demand Account Activity

Start Date: 7/1/2021 End Date: 12/31/2021

Page: 122
 User: 0

| Jnl. Entry | Ref # | Trx. Date | Ledger | Debit Amount | Credit Amount |
|------------|-------------------|-----------|--------|----------------|---------------|
| 1915170 | 2211640 | 11/3/2021 | 270 | 455.00 | |
| 1915216 | 2211699 | 11/3/2021 | 270 | 450.00 | |
| 1915207 | 2211687 | 11/3/2021 | 270 | 435.00 | |
| 1915177 | 2211649 | 11/3/2021 | 270 | 360.00 | |
| 1915180 | 2211652 | 11/3/2021 | 270 | 300.00 | |
| 1915168 | 2211635 | 11/3/2021 | 270 | 280.00 | |
| 1915201 | 2211681 | 11/3/2021 | 270 | 269.00 | |
| 1915182 | 2211654 | 11/3/2021 | 270 | 250.00 | |
| 1915223 | 2211706 | 11/3/2021 | 270 | 249.10 | |
| 1915222 | 2211705 | 11/3/2021 | 270 | 233.70 | |
| 1915183 | 2211655 | 11/3/2021 | 270 | 150.00 | |
| 1915185 | 2211657 | 11/3/2021 | 270 | 150.00 | |
| 1915186 | 2211658 | 11/3/2021 | 270 | 150.00 | |
| 1915263 | 222701110 | 11/3/2021 | 270 | 150.00 | |
| 1915175 | 2211647 | 11/3/2021 | 270 | 55.59 | |
| 1915221 | 2211704 | 11/3/2021 | 270 | 37.20 | |
| 1915220 | 2211703 | 11/3/2021 | 270 | 19.32 | |
| 1915150 | BOA-RCPT Adjustm | 11/3/2021 | 270 | | 1,392.69 |
| 1915151 | BOA-RCPT Adjustm | 11/3/2021 | 270 | | 17.00 |
| 1915152 | 8009823 EFT REV 1 | 11/3/2021 | 270 | | 81,672.02 |
| 1915257 | 222701104 | 11/3/2021 | 270 | | 9,709,114.00 |
| 1915261 | 222701108 | 11/3/2021 | 270 | | 9,998,150.01 |
| 1915262 | 222701109 | 11/3/2021 | 270 | | 170.00 |
| 1915269 | 222701116 | 11/3/2021 | 270 | | 22,258,051.31 |
| 1915270 | 222701117 | 11/3/2021 | 270 | | 8,452,954.46 |
| 1915286 | 222701131 | 11/3/2021 | 270 | | 10,000,000.00 |
| 1916415 | 2211868 | 11/4/2021 | 270 | 326,168,803.98 | |
| 1916413 | 2211866 | 11/4/2021 | 270 | 28,438,252.67 | |
| 1916324 | 222701101EFT AIRS | 11/4/2021 | 270 | 8,464,424.94 | |
| 1916302 | 222701108 | 11/4/2021 | 270 | 6,000,000.00 | |
| 1916412 | 2211865 | 11/4/2021 | 270 | 2,945,720.76 | |
| 1916416 | 2211869 | 11/4/2021 | 270 | 998,189.23 | |
| 1916362 | 2211789 | 11/4/2021 | 270 | 771,112.09 | |
| 1916390 | 2211826 | 11/4/2021 | 270 | 612,793.64 | |
| 1916429 | 222701130 | 11/4/2021 | 270 | 491,267.83 | |
| 1916346 | 2211769 | 11/4/2021 | 270 | 313,803.00 | |
| 1916417 | 2211870 | 11/4/2021 | 270 | 306,115.50 | |
| 1916391 | 2211827 | 11/4/2021 | 270 | 294,949.08 | |
| 1916399 | 2211838 | 11/4/2021 | 270 | 180,755.06 | |
| 1916386 | 2211820 | 11/4/2021 | 270 | 117,123.40 | |
| 1916385 | 2211819 | 11/4/2021 | 270 | 95,919.48 | |
| 1916361 | 2211787 | 11/4/2021 | 270 | 84,417.41 | |
| 1916371 | 2211803 | 11/4/2021 | 270 | 83,154.43 | |
| 1916325 | 222701102CC AIRS | 11/4/2021 | 270 | 74,258.94 | |
| 1916327 | 222701104IRPCC A | 11/4/2021 | 270 | 71,623.33 | |
| 1916370 | 2211802 | 11/4/2021 | 270 | 65,158.67 | |
| 1916351 | 2211774 | 11/4/2021 | 270 | 52,072.35 | |
| 1916387 | 2211821 | 11/4/2021 | 270 | 37,899.32 | |
| 1916326 | 222701103IFTACC / | 11/4/2021 | 270 | 33,985.04 | |
| 1916418 | 2211871 | 11/4/2021 | 270 | 22,767.93 | |
| 1916303 | 222701109 | 11/4/2021 | 270 | 20,250.00 | |
| 1916403 | 2211842 | 11/4/2021 | 270 | 12,174.00 | |
| 1916419 | 2211872 | 11/4/2021 | 270 | 11,983.58 | |
| 1916337 | 2211759 | 11/4/2021 | 270 | 8,962.03 | |
| 1916358 | 2211784 | 11/4/2021 | 270 | 8,910.22 | |
| 1916330 | 2211752 | 11/4/2021 | 270 | 8,480.00 | |

Run Date: 12/30/2021
 Run Time: 2:44:16PM

Demand Account Activity

Start Date: 7/1/2021 End Date: 12/31/2021

Page: 123
 User: 0

| Jnl. Entry | Ref # | Trx. Date | Ledger | Debit Amount | Credit Amount |
|------------|-------------------|-----------|--------|--------------|----------------|
| 1916336 | 2211758 | 11/4/2021 | 270 | 6,380.29 | |
| 1916384 | 2211818 | 11/4/2021 | 270 | 5,941.44 | |
| 1916367 | 2211797 | 11/4/2021 | 270 | 5,875.00 | |
| 1916383 | 2211817 | 11/4/2021 | 270 | 5,315.07 | |
| 1916339 | 2211762 | 11/4/2021 | 270 | 5,242.19 | |
| 1916335 | 2211757 | 11/4/2021 | 270 | 5,167.12 | |
| 1916295 | 222701105 | 11/4/2021 | 270 | 5,000.00 | |
| 1916400 | 2211839 | 11/4/2021 | 270 | 4,950.75 | |
| 1916342 | 2211765 | 11/4/2021 | 270 | 3,982.00 | |
| 1916345 | 2211768 | 11/4/2021 | 270 | 3,302.20 | |
| 1916366 | 2211795 | 11/4/2021 | 270 | 3,218.25 | |
| 1916354 | 2211779 | 11/4/2021 | 270 | 3,168.12 | |
| 1916350 | 2211773 | 11/4/2021 | 270 | 3,070.96 | |
| 1916363 | 2211790 | 11/4/2021 | 270 | 2,980.00 | |
| 1916382 | 2211816 | 11/4/2021 | 270 | 2,580.38 | |
| 1916334 | 2211756 | 11/4/2021 | 270 | 2,500.00 | |
| 1916301 | 222701107 | 11/4/2021 | 270 | 2,252.00 | |
| 1916373 | 2211807 | 11/4/2021 | 270 | 2,244.13 | |
| 1916356 | 2211782 | 11/4/2021 | 270 | 2,162.00 | |
| 1916381 | 2211815 | 11/4/2021 | 270 | 2,094.00 | |
| 1916360 | 2211786 | 11/4/2021 | 270 | 2,015.84 | |
| 1916409 | 2211862 | 11/4/2021 | 270 | 1,687.17 | |
| 1916380 | 2211814 | 11/4/2021 | 270 | 1,676.00 | |
| 1916379 | 2211813 | 11/4/2021 | 270 | 1,662.00 | |
| 1916329 | 2211751 | 11/4/2021 | 270 | 1,655.00 | |
| 1916338 | 2211760 | 11/4/2021 | 270 | 1,616.01 | |
| 1916404 | 2211843 | 11/4/2021 | 270 | 1,460.00 | |
| 1916410 | 2211863 | 11/4/2021 | 270 | 1,460.00 | |
| 1916328 | 2211750 | 11/4/2021 | 270 | 1,000.00 | |
| 1916378 | 2211812 | 11/4/2021 | 270 | 914.00 | |
| 1916333 | 2211755 | 11/4/2021 | 270 | 900.00 | |
| 1916377 | 2211811 | 11/4/2021 | 270 | 868.00 | |
| 1916376 | 2211810 | 11/4/2021 | 270 | 716.00 | |
| 1916368 | 2211799 | 11/4/2021 | 270 | 628.00 | |
| 1916375 | 2211809 | 11/4/2021 | 270 | 595.00 | |
| 1916374 | 2211808 | 11/4/2021 | 270 | 550.00 | |
| 1916427 | 2211884 | 11/4/2021 | 270 | 440.00 | |
| 1916340 | 2211763 | 11/4/2021 | 270 | 439.68 | |
| 1916332 | 2211754 | 11/4/2021 | 270 | 250.00 | |
| 1916348 | 2211771 | 11/4/2021 | 270 | 200.00 | |
| 1916331 | 2211753 | 11/4/2021 | 270 | 175.00 | |
| 1916414 | 2211867 | 11/4/2021 | 270 | 161.81 | |
| 1916349 | 2211772 | 11/4/2021 | 270 | 150.00 | |
| 1916365 | 2211794 | 11/4/2021 | 270 | 125.06 | |
| 1916428 | 2211885 | 11/4/2021 | 270 | 104.28 | |
| 1916369 | 2211801 | 11/4/2021 | 270 | 66.78 | |
| 1916347 | 2211770 | 11/4/2021 | 270 | 50.00 | |
| 1916425 | 2211880 | 11/4/2021 | 270 | 50.00 | |
| 1916364 | 2211791 | 11/4/2021 | 270 | 40.00 | |
| 1916372 | 2211806 | 11/4/2021 | 270 | 36.51 | |
| 1916341 | 2211764 | 11/4/2021 | 270 | 25.50 | |
| 1916405 | 2211844 | 11/4/2021 | 270 | 20.00 | |
| 1916309 | 8009824 EFT REV 1 | 11/4/2021 | 270 | | 28,244.58 |
| 1916306 | 222701112 | 11/4/2021 | 270 | | 34,304,735.08 |
| 1916307 | 222701113 | 11/4/2021 | 270 | | 4,707,717.64 |
| 1916308 | 222701114 | 11/4/2021 | 270 | | 314,998,728.35 |

Run Date: 12/30/2021
 Run Time: 2:44:16PM

Demand Account Activity

Start Date: 7/1/2021 End Date: 12/31/2021

Page: 124
 User: 0

| Jnl. Entry | Ref # | Trx. Date | Ledger | Debit Amount | Credit Amount |
|------------|------------------|-----------|--------|----------------|---------------|
| 1916311 | 222701116 | 11/4/2021 | 270 | | 1,539,862.26 |
| 1916430 | 222701131 | 11/4/2021 | 270 | | 21,000,000.00 |
| 1916703 | 3981102 | 11/5/2021 | 270 | 491,004,494.45 | |
| 1916715 | 2211886 | 11/5/2021 | 270 | 8,867,508.66 | |
| 1916823 | 0811101 | 11/5/2021 | 270 | 7,791,490.39 | |
| 1916691 | 2701107 AIRS TAX | 11/5/2021 | 270 | 5,495,058.78 | |
| 1916700 | 3001102 | 11/5/2021 | 270 | 4,000,000.00 | |
| 1916794 | 2211990 | 11/5/2021 | 270 | 2,190,139.88 | |
| 1916771 | 2211965 | 11/5/2021 | 270 | 2,181,199.10 | |
| 1916793 | 2211989 | 11/5/2021 | 270 | 467,272.10 | |
| 1916740 | 2211923 | 11/5/2021 | 270 | 425,027.62 | |
| 1916720 | 2211893 | 11/5/2021 | 270 | 376,218.82 | |
| 1916797 | 2212003 | 11/5/2021 | 270 | 365,000.00 | |
| 1916772 | 2211966 | 11/5/2021 | 270 | 330,010.94 | |
| 1916692 | 2701108 AIRS TAX | 11/5/2021 | 270 | 219,117.47 | |
| 1916759 | 2211953 | 11/5/2021 | 270 | 142,688.75 | |
| 1916693 | 2701109 AIRS TAX | 11/5/2021 | 270 | 96,685.54 | |
| 1916770 | 2211964 | 11/5/2021 | 270 | 76,928.46 | |
| 1916745 | 2211932 | 11/5/2021 | 270 | 64,079.36 | |
| 1916694 | 2701110 AIRS TAX | 11/5/2021 | 270 | 60,777.89 | |
| 1916769 | 2211963 | 11/5/2021 | 270 | 49,626.09 | |
| 1916717 | 2211888 | 11/5/2021 | 270 | 43,556.20 | |
| 1916773 | 2211967 | 11/5/2021 | 270 | 37,719.00 | |
| 1916757 | 2211949 | 11/5/2021 | 270 | 27,770.91 | |
| 1916768 | 2211962 | 11/5/2021 | 270 | 25,760.50 | |
| 1916735 | 2211918 | 11/5/2021 | 270 | 23,061.19 | |
| 1916744 | 2211931 | 11/5/2021 | 270 | 21,077.21 | |
| 1916767 | 2211961 | 11/5/2021 | 270 | 17,685.22 | |
| 1916719 | 2211890 | 11/5/2021 | 270 | 14,032.53 | |
| 1916742 | 2211928 | 11/5/2021 | 270 | 11,948.29 | |
| 1916799 | 2212005 | 11/5/2021 | 270 | 11,837.00 | |
| 1916721 | 2211895 | 11/5/2021 | 270 | 11,552.40 | |
| 1916698 | 2751101 | 11/5/2021 | 270 | 10,425.34 | |
| 1916746 | 2211937 | 11/5/2021 | 270 | 8,751.74 | |
| 1916758 | 2211952 | 11/5/2021 | 270 | 7,681.23 | |
| 1916802 | 2212008 | 11/5/2021 | 270 | 7,307.50 | |
| 1916695 | 2701111 AIRS DSM | 11/5/2021 | 270 | 7,057.00 | |
| 1916800 | 2212006 | 11/5/2021 | 270 | 6,404.50 | |
| 1916776 | 2211970 | 11/5/2021 | 270 | 6,093.39 | |
| 1916741 | 2211927 | 11/5/2021 | 270 | 5,400.00 | |
| 1916763 | 2211957 | 11/5/2021 | 270 | 3,761.46 | |
| 1916696 | 2701101 | 11/5/2021 | 270 | 3,750.00 | |
| 1916722 | 2211896 | 11/5/2021 | 270 | 3,167.70 | |
| 1916729 | 2211908 | 11/5/2021 | 270 | 2,540.00 | |
| 1916766 | 2211960 | 11/5/2021 | 270 | 2,372.55 | |
| 1916723 | 2211897 | 11/5/2021 | 270 | 1,990.00 | |
| 1916765 | 2211959 | 11/5/2021 | 270 | 1,945.61 | |
| 1916725 | 2211901 | 11/5/2021 | 270 | 1,804.75 | |
| 1916736 | 2211919 | 11/5/2021 | 270 | 1,532.99 | |
| 1916764 | 2211958 | 11/5/2021 | 270 | 1,491.47 | |
| 1916798 | 2212004 | 11/5/2021 | 270 | 1,205.00 | |
| 1916747 | 2211939 | 11/5/2021 | 270 | 1,037.00 | |
| 1916718 | 2211889 | 11/5/2021 | 270 | 995.00 | |
| 1916730 | 2211910 | 11/5/2021 | 270 | 813.00 | |
| 1916743 | 2211929 | 11/5/2021 | 270 | 566.73 | |
| 1916762 | 2211956 | 11/5/2021 | 270 | 500.00 | |

Run Date: 12/30/2021
 Run Time: 2:44:16PM

Demand Account Activity

Start Date: 7/1/2021 End Date: 12/31/2021

Page: 125
 User: 0

| Jnl. Entry | Ref # | Trx. Date | Ledger | Debit Amount | Credit Amount |
|------------|-------------------|-----------|--------|---------------|----------------|
| 1916716 | 2211887 | 11/5/2021 | 270 | 450.00 | |
| 1916739 | 2211922 | 11/5/2021 | 270 | 371.49 | |
| 1916737 | 2211920 | 11/5/2021 | 270 | 329.48 | |
| 1916774 | 2211968 | 11/5/2021 | 270 | 292.55 | |
| 1916724 | 2211898 | 11/5/2021 | 270 | 140.00 | |
| 1916775 | 2211969 | 11/5/2021 | 270 | 127.27 | |
| 1916801 | 2212007 | 11/5/2021 | 270 | 112.50 | |
| 1916783 | 2211978 | 11/5/2021 | 270 | 111.86 | |
| 1916748 | 2211940 | 11/5/2021 | 270 | 105.92 | |
| 1916761 | 2211955 | 11/5/2021 | 270 | 88.28 | |
| 1916738 | 2211921 | 11/5/2021 | 270 | 37.40 | |
| 1916734 | 2211917 | 11/5/2021 | 270 | 20.18 | |
| 1916704 | 8009826 EFT REV 1 | 11/5/2021 | 270 | | 8,254.05 |
| 1916697 | 2701102 | 11/5/2021 | 270 | | 7,132,971.12 |
| 1916699 | 2701103 | 11/5/2021 | 270 | | 496,769,145.13 |
| 1916824 | 2781101 | 11/5/2021 | 270 | | 21,000,000.00 |
| 1917072 | 2741101 | 11/8/2021 | 270 | 25,068,244.65 | |
| 1917188 | 2781101 | 11/8/2021 | 270 | 13,000,000.00 | |
| 1917066 | 2701107 AIRS TAX | 11/8/2021 | 270 | 5,811,759.05 | |
| 1917074 | 3001104 | 11/8/2021 | 270 | 4,000,000.00 | |
| 1917165 | 2212156 | 11/8/2021 | 270 | 1,075,641.95 | |
| 1917174 | 2212165 | 11/8/2021 | 270 | 771,325.03 | |
| 1917086 | 0811101 | 11/8/2021 | 270 | 637,471.72 | |
| 1917116 | 2212076 | 11/8/2021 | 270 | 452,000.00 | |
| 1917124 | 2212089 | 11/8/2021 | 270 | 329,221.36 | |
| 1917100 | 2212055 | 11/8/2021 | 270 | 314,025.17 | |
| 1917122 | 2212087 | 11/8/2021 | 270 | 235,317.69 | |
| 1917092 | 2212047 | 11/8/2021 | 270 | 215,928.65 | |
| 1917126 | 2212091 | 11/8/2021 | 270 | 183,071.17 | |
| 1917113 | 2212071 | 11/8/2021 | 270 | 179,921.53 | |
| 1917166 | 2212157 | 11/8/2021 | 270 | 147,323.31 | |
| 1917095 | 2212050 | 11/8/2021 | 270 | 136,771.75 | |
| 1917175 | 2212166 | 11/8/2021 | 270 | 109,846.96 | |
| 1917096 | 2212051 | 11/8/2021 | 270 | 83,574.76 | |
| 1917163 | 2212154 | 11/8/2021 | 270 | 79,003.75 | |
| 1917176 | 2212167 | 11/8/2021 | 270 | 64,520.73 | |
| 1917167 | 2212158 | 11/8/2021 | 270 | 54,945.00 | |
| 1917068 | 2701109 AIRS DSM' | 11/8/2021 | 270 | 49,255.33 | |
| 1917177 | 2212168 | 11/8/2021 | 270 | 45,650.95 | |
| 1917069 | 2701110 AIRS DSM' | 11/8/2021 | 270 | 42,843.57 | |
| 1917168 | 2212159 | 11/8/2021 | 270 | 25,926.07 | |
| 1917103 | 2212061 | 11/8/2021 | 270 | 25,300.78 | |
| 1917102 | 2212060 | 11/8/2021 | 270 | 20,493.66 | |
| 1917114 | 2212074 | 11/8/2021 | 270 | 18,552.75 | |
| 1917067 | 2701108 AIRS TAX | 11/8/2021 | 270 | 12,742.86 | |
| 1917093 | 2212048 | 11/8/2021 | 270 | 11,770.81 | |
| 1917162 | 2212153 | 11/8/2021 | 270 | 10,520.50 | |
| 1917171 | 2212162 | 11/8/2021 | 270 | 9,304.22 | |
| 1917179 | 2212171 | 11/8/2021 | 270 | 8,753.50 | |
| 1917097 | 2212052 | 11/8/2021 | 270 | 7,697.20 | |
| 1917144 | 2212124 | 11/8/2021 | 270 | 5,272.36 | |
| 1917164 | 2212155 | 11/8/2021 | 270 | 4,562.16 | |
| 1917094 | 2212049 | 11/8/2021 | 270 | 4,406.44 | |
| 1917118 | 2212078 | 11/8/2021 | 270 | 3,030.00 | |
| 1917105 | 2212063 | 11/8/2021 | 270 | 2,497.60 | |
| 1917070 | 2701101 | 11/8/2021 | 270 | 2,200.00 | |

Run Date: 12/30/2021
 Run Time: 2:44:16PM

Demand Account Activity

Start Date: 7/1/2021 End Date: 12/31/2021

Page: 126
 User: 0

| Jnl. Entry | Ref # | Trx. Date | Ledger | Debit Amount | Credit Amount |
|------------|-------------------|-----------|--------|---------------|---------------|
| 1917178 | 2212169 | 11/8/2021 | 270 | 2,157.40 | |
| 1917119 | 2212080 | 11/8/2021 | 270 | 2,069.50 | |
| 1917123 | 2212088 | 11/8/2021 | 270 | 2,000.00 | |
| 1917161 | 2212152 | 11/8/2021 | 270 | 1,960.00 | |
| 1917117 | 2212077 | 11/8/2021 | 270 | 1,590.00 | |
| 1917173 | 2212164 | 11/8/2021 | 270 | 1,414.99 | |
| 1917098 | 2212053 | 11/8/2021 | 270 | 1,270.00 | |
| 1917099 | 2212054 | 11/8/2021 | 270 | 1,194.00 | |
| 1917106 | 2212064 | 11/8/2021 | 270 | 1,100.00 | |
| 1917089 | 2212044 | 11/8/2021 | 270 | 953.53 | |
| 1917127 | 2212096 | 11/8/2021 | 270 | 843.00 | |
| 1917112 | 2212070 | 11/8/2021 | 270 | 680.00 | |
| 1917120 | 2212082 | 11/8/2021 | 270 | 582.50 | |
| 1917111 | 2212069 | 11/8/2021 | 270 | 570.00 | |
| 1917107 | 2212065 | 11/8/2021 | 270 | 560.00 | |
| 1917115 | 2212075 | 11/8/2021 | 270 | 410.16 | |
| 1917110 | 2212068 | 11/8/2021 | 270 | 321.25 | |
| 1917104 | 2212062 | 11/8/2021 | 270 | 300.00 | |
| 1917108 | 2212066 | 11/8/2021 | 270 | 250.00 | |
| 1917172 | 2212163 | 11/8/2021 | 270 | 222.88 | |
| 1917109 | 2212067 | 11/8/2021 | 270 | 200.00 | |
| 1917169 | 2212160 | 11/8/2021 | 270 | 189.67 | |
| 1917087 | 2212042 | 11/8/2021 | 270 | 116.40 | |
| 1917125 | 2212090 | 11/8/2021 | 270 | 86.22 | |
| 1917121 | 2212084 | 11/8/2021 | 270 | 80.00 | |
| 1917088 | 2212043 | 11/8/2021 | 270 | 70.63 | |
| 1917083 | 0801101 | 11/8/2021 | 270 | 66.40 | |
| 1917160 | 2212151 | 11/8/2021 | 270 | 56.25 | |
| 1917101 | 2212059 | 11/8/2021 | 270 | 24.00 | |
| 1917090 | 2212045 | 11/8/2021 | 270 | 15.13 | |
| 1917170 | 2212161 | 11/8/2021 | 270 | 8.93 | |
| 1917091 | 2212046 | 11/8/2021 | 270 | 7.58 | |
| 1917054 | CD ACH Bank Trans | 11/8/2021 | 270 | | 791,000.00 |
| 1917082 | 8009827 EFT REV 1 | 11/8/2021 | 270 | | 39,635.49 |
| 1917071 | 2701102 | 11/8/2021 | 270 | | 10,420,834.00 |
| 1917073 | 2701103 | 11/8/2021 | 270 | | 40,086,046.08 |
| 1917076 | 2701104 | 11/8/2021 | 270 | | 85.00 |
| 1917078 | 2701105 | 11/8/2021 | 270 | | 1,894,738.25 |
| 1917476 | 2212189 | 11/9/2021 | 270 | 61,392,901.52 | |
| 1917515 | 2212253 | 11/9/2021 | 270 | 15,534,108.20 | |
| 1917450 | 2701107 AIRS TAX | 11/9/2021 | 270 | 14,770,763.62 | |
| 1917545 | 2212299 | 11/9/2021 | 270 | 14,027,259.81 | |
| 1917526 | 2212265 | 11/9/2021 | 270 | 7,782,682.19 | |
| 1917469 | 2212181 | 11/9/2021 | 270 | 5,796,349.27 | |
| 1917460 | 3001102 | 11/9/2021 | 270 | 4,000,000.00 | |
| 1917567 | 0811101 | 11/9/2021 | 270 | 3,470,936.81 | |
| 1917497 | 2212228 | 11/9/2021 | 270 | 1,130,000.00 | |
| 1917486 | 2212210 | 11/9/2021 | 270 | 757,665.14 | |
| 1917487 | 2212212 | 11/9/2021 | 270 | 420,900.00 | |
| 1917518 | 2212256 | 11/9/2021 | 270 | 371,811.68 | |
| 1917485 | 2212209 | 11/9/2021 | 270 | 225,256.96 | |
| 1917522 | 2212260 | 11/9/2021 | 270 | 202,075.51 | |
| 1917472 | 2212184 | 11/9/2021 | 270 | 116,082.39 | |
| 1917478 | 2212193 | 11/9/2021 | 270 | 113,203.71 | |
| 1917474 | 2212187 | 11/9/2021 | 270 | 83,447.26 | |
| 1917504 | 2212242 | 11/9/2021 | 270 | 76,914.08 | |

Run Date: 12/30/2021
 Run Time: 2:44:16PM

Demand Account Activity

Start Date: 7/1/2021 End Date: 12/31/2021

Page: 127
 User: 0

| Jnl. Entry | Ref # | Trx. Date | Ledger | Debit Amount | Credit Amount |
|------------|---------------------|------------|--------|----------------|---------------|
| 1917458 | 2741101 | 11/9/2021 | 270 | 53,851.00 | |
| 1917477 | 2212190 | 11/9/2021 | 270 | 53,277.36 | |
| 1917519 | 2212257 | 11/9/2021 | 270 | 43,533.93 | |
| 1917501 | 2212232 | 11/9/2021 | 270 | 41,783.01 | |
| 1917452 | 2701109 AIRS DSM | 11/9/2021 | 270 | 37,035.94 | |
| 1917514 | 2212252 | 11/9/2021 | 270 | 34,011.38 | |
| 1917520 | 2212258 | 11/9/2021 | 270 | 24,071.98 | |
| 1917473 | 2212185 | 11/9/2021 | 270 | 20,250.00 | |
| 1917495 | 2212226 | 11/9/2021 | 270 | 19,300.00 | |
| 1917552 | 2212307 | 11/9/2021 | 270 | 18,134.00 | |
| 1917534 | 2212281 | 11/9/2021 | 270 | 14,650.00 | |
| 1917533 | 2212280 | 11/9/2021 | 270 | 14,387.00 | |
| 1917532 | 2212279 | 11/9/2021 | 270 | 14,130.00 | |
| 1917512 | 2212250 | 11/9/2021 | 270 | 13,690.00 | |
| 1917516 | 2212254 | 11/9/2021 | 270 | 9,464.73 | |
| 1917531 | 2212278 | 11/9/2021 | 270 | 8,281.00 | |
| 1917455 | 2701101 | 11/9/2021 | 270 | 6,505.94 | |
| 1917546 | 2212300 | 11/9/2021 | 270 | 5,658.44 | |
| 1917507 | 2212245 | 11/9/2021 | 270 | 5,457.55 | |
| 1917470 | 2212182 | 11/9/2021 | 270 | 3,925.37 | |
| 1917471 | 2212183 | 11/9/2021 | 270 | 2,875.87 | |
| 1917468 | 0801101 | 11/9/2021 | 270 | 2,800.00 | |
| 1917475 | 2212188 | 11/9/2021 | 270 | 2,625.00 | |
| 1917502 | 2212239 | 11/9/2021 | 270 | 2,604.19 | |
| 1917499 | 2212230 | 11/9/2021 | 270 | 2,546.63 | |
| 1917451 | 2701108 AIRS TAX | 11/9/2021 | 270 | 2,427.51 | |
| 1917480 | 2212199 | 11/9/2021 | 270 | 2,320.00 | |
| 1917536 | 2212283 | 11/9/2021 | 270 | 2,290.00 | |
| 1917550 | 2212304 | 11/9/2021 | 270 | 1,892.00 | |
| 1917498 | 2212229 | 11/9/2021 | 270 | 1,812.80 | |
| 1917484 | 2212208 | 11/9/2021 | 270 | 1,770.00 | |
| 1917481 | 2212201 | 11/9/2021 | 270 | 1,704.75 | |
| 1917479 | 2212198 | 11/9/2021 | 270 | 1,660.00 | |
| 1917551 | 2212306 | 11/9/2021 | 270 | 1,075.00 | |
| 1917500 | 2212231 | 11/9/2021 | 270 | 859.38 | |
| 1917548 | 2212302 | 11/9/2021 | 270 | 650.00 | |
| 1917517 | 2212255 | 11/9/2021 | 270 | 507.31 | |
| 1917513 | 2212251 | 11/9/2021 | 270 | 450.30 | |
| 1917521 | 2212259 | 11/9/2021 | 270 | 344.02 | |
| 1917547 | 2212301 | 11/9/2021 | 270 | 250.00 | |
| 1917549 | 2212303 | 11/9/2021 | 270 | 200.00 | |
| 1917483 | 2212206 | 11/9/2021 | 270 | 130.00 | |
| 1917535 | 2212282 | 11/9/2021 | 270 | 112.50 | |
| 1917482 | 2212203 | 11/9/2021 | 270 | 60.00 | |
| 1917523 | 2212262 | 11/9/2021 | 270 | 7.16 | |
| 1917466 | DFA EFT REV 11/9/21 | 11/9/2021 | 270 | | 8,242.96 |
| 1917457 | 2701102 | 11/9/2021 | 270 | | 10,663,044.53 |
| 1917459 | 2701103 | 11/9/2021 | 270 | | 28,541,848.27 |
| 1917462 | 2701104 | 11/9/2021 | 270 | | 26,994,873.25 |
| 1917568 | 2701101 | 11/9/2021 | 270 | | 64,000,000.00 |
| 1917889 | 2212342 | 11/10/2021 | 270 | 204,680,419.85 | |
| 1917974 | 2212463 | 11/10/2021 | 270 | 55,421,114.45 | |
| 1917873 | 2741101 | 11/10/2021 | 270 | 24,579,374.09 | |
| 1918005 | 2781101 | 11/10/2021 | 270 | 19,000,000.00 | |
| 1917865 | 2701107 AIRS TAX | 11/10/2021 | 270 | 9,101,959.40 | |
| 1917886 | 08111101 | 11/10/2021 | 270 | 6,160,630.60 | |

Run Date: 12/30/2021
 Run Time: 2:44:16PM

Demand Account Activity

Page: 128
 User: 0

Start Date: 7/1/2021 End Date: 12/31/2021

| Jnl. Entry | Ref # | Trx. Date | Ledger | Debit Amount | Credit Amount |
|------------|-------------------|------------|--------|--------------|---------------|
| 1917940 | 2212406 | 11/10/2021 | 270 | 4,481,802.52 | |
| 1917875 | 3001102 | 11/10/2021 | 270 | 4,000,000.00 | |
| 1917888 | 2212341 | 11/10/2021 | 270 | 2,708,581.78 | |
| 1917975 | 2212464 | 11/10/2021 | 270 | 1,636,237.33 | |
| 1917887 | 2212340 | 11/10/2021 | 270 | 1,086,003.76 | |
| 1917922 | 2212378 | 11/10/2021 | 270 | 698,239.65 | |
| 1917977 | 2212466 | 11/10/2021 | 270 | 223,290.40 | |
| 1917929 | 2212391 | 11/10/2021 | 270 | 198,386.71 | |
| 1917866 | 2701108 AIRS TAX | 11/10/2021 | 270 | 155,030.18 | |
| 1917908 | 2212361 | 11/10/2021 | 270 | 140,026.69 | |
| 1917902 | 2212355 | 11/10/2021 | 270 | 131,610.23 | |
| 1917972 | 2212461 | 11/10/2021 | 270 | 116,203.82 | |
| 1917952 | 2212433 | 11/10/2021 | 270 | 115,496.80 | |
| 1917984 | 2212473 | 11/10/2021 | 270 | 75,080.76 | |
| 1917928 | 2212390 | 11/10/2021 | 270 | 66,272.00 | |
| 1917901 | 2212354 | 11/10/2021 | 270 | 65,005.92 | |
| 1917976 | 2212465 | 11/10/2021 | 270 | 64,333.78 | |
| 1917985 | 2212474 | 11/10/2021 | 270 | 61,971.87 | |
| 1917903 | 2212356 | 11/10/2021 | 270 | 56,401.25 | |
| 1917990 | 2212479 | 11/10/2021 | 270 | 47,760.18 | |
| 1917930 | 2212392 | 11/10/2021 | 270 | 46,473.46 | |
| 1917931 | 2212393 | 11/10/2021 | 270 | 42,517.08 | |
| 1917909 | 2212362 | 11/10/2021 | 270 | 41,575.26 | |
| 1917920 | 2212373 | 11/10/2021 | 270 | 26,095.34 | |
| 1917904 | 2212357 | 11/10/2021 | 270 | 25,737.24 | |
| 1917898 | 2212351 | 11/10/2021 | 270 | 22,350.00 | |
| 1917933 | 2212395 | 11/10/2021 | 270 | 21,919.45 | |
| 1917868 | 2701110 AIRS DSM' | 11/10/2021 | 270 | 20,548.29 | |
| 1917897 | 2212350 | 11/10/2021 | 270 | 17,310.00 | |
| 1917872 | 2751101 | 11/10/2021 | 270 | 17,000.00 | |
| 1917935 | 2212399 | 11/10/2021 | 270 | 16,922.83 | |
| 1917946 | 2212418 | 11/10/2021 | 270 | 15,346.70 | |
| 1917890 | 2212343 | 11/10/2021 | 270 | 14,027.35 | |
| 1917896 | 2212349 | 11/10/2021 | 270 | 12,340.00 | |
| 1917960 | 2212441 | 11/10/2021 | 270 | 11,739.50 | |
| 1917893 | 2212346 | 11/10/2021 | 270 | 11,070.00 | |
| 1917986 | 2212475 | 11/10/2021 | 270 | 10,495.75 | |
| 1917936 | 2212400 | 11/10/2021 | 270 | 9,227.22 | |
| 1917938 | 2212404 | 11/10/2021 | 270 | 8,846.25 | |
| 1917983 | 2212472 | 11/10/2021 | 270 | 8,675.52 | |
| 1917989 | 2212478 | 11/10/2021 | 270 | 7,734.05 | |
| 1917895 | 2212348 | 11/10/2021 | 270 | 7,730.00 | |
| 1917991 | 2212480 | 11/10/2021 | 270 | 7,462.00 | |
| 1917987 | 2212476 | 11/10/2021 | 270 | 7,338.73 | |
| 1917910 | 2212363 | 11/10/2021 | 270 | 5,769.66 | |
| 1917911 | 2212364 | 11/10/2021 | 270 | 3,907.01 | |
| 1917944 | 2212416 | 11/10/2021 | 270 | 3,866.06 | |
| 1917867 | 2701109 AIRS DSM' | 11/10/2021 | 270 | 3,309.24 | |
| 1917945 | 2212417 | 11/10/2021 | 270 | 2,730.92 | |
| 1917982 | 2212471 | 11/10/2021 | 270 | 2,498.00 | |
| 1917912 | 2212365 | 11/10/2021 | 270 | 2,446.00 | |
| 1918004 | 0801101 | 11/10/2021 | 270 | 2,119.96 | |
| 1917924 | 2212381 | 11/10/2021 | 270 | 2,119.50 | |
| 1917925 | 2212383 | 11/10/2021 | 270 | 1,940.00 | |
| 1917988 | 2212477 | 11/10/2021 | 270 | 1,849.88 | |
| 1917923 | 2212380 | 11/10/2021 | 270 | 1,700.00 | |

Run Date: 12/30/2021
 Run Time: 2:44:16PM

Demand Account Activity

Start Date: 7/1/2021 End Date: 12/31/2021

Page: 129
 User: 0

| Jnl. Entry | Ref # | Trx. Date | Ledger | Debit Amount | Credit Amount |
|------------|---------------------|------------|--------|---------------|----------------|
| 1917913 | 2212366 | 11/10/2021 | 270 | 1,560.00 | |
| 1917958 | 2212439 | 11/10/2021 | 270 | 1,280.00 | |
| 1917921 | 2212377 | 11/10/2021 | 270 | 1,200.00 | |
| 1917926 | 2212385 | 11/10/2021 | 270 | 1,165.00 | |
| 1917914 | 2212367 | 11/10/2021 | 270 | 985.00 | |
| 1917891 | 2212344 | 11/10/2021 | 270 | 920.00 | |
| 1917894 | 2212347 | 11/10/2021 | 270 | 805.00 | |
| 1917869 | 2701101 | 11/10/2021 | 270 | 794.57 | |
| 1917899 | 2212352 | 11/10/2021 | 270 | 780.00 | |
| 1917957 | 2212438 | 11/10/2021 | 270 | 712.00 | |
| 1917915 | 2212368 | 11/10/2021 | 270 | 589.00 | |
| 1917892 | 2212345 | 11/10/2021 | 270 | 450.00 | |
| 1917900 | 2212353 | 11/10/2021 | 270 | 392.20 | |
| 1917907 | 2212360 | 11/10/2021 | 270 | 326.62 | |
| 1917916 | 2212369 | 11/10/2021 | 270 | 323.00 | |
| 1917905 | 2212358 | 11/10/2021 | 270 | 250.00 | |
| 1917883 | Warrant Adjustment | 11/10/2021 | 270 | 219.00 | |
| 1917959 | 2212440 | 11/10/2021 | 270 | 218.50 | |
| 1917917 | 2212370 | 11/10/2021 | 270 | 193.08 | |
| 1917927 | 2212387 | 11/10/2021 | 270 | 180.00 | |
| 1917918 | 2212371 | 11/10/2021 | 270 | 75.00 | |
| 1917919 | 2212372 | 11/10/2021 | 270 | 71.20 | |
| 1917906 | 2212359 | 11/10/2021 | 270 | 50.00 | |
| 1917882 | DFA EFT REV 11/10 | 11/10/2021 | 270 | | 47,764.40 |
| 1917870 | 2701102 | 11/10/2021 | 270 | | 8,392,649.25 |
| 1917871 | 2701103 | 11/10/2021 | 270 | | 204,680,419.85 |
| 1917874 | 2701104 | 11/10/2021 | 270 | | 83,437,116.87 |
| 1917877 | 2701105 | 11/10/2021 | 270 | | 39,539,266.38 |
| 1918419 | Back Out Journal Er | 11/12/2021 | 270 | 97,000,000.00 | |
| 1918420 | 222701146 | 11/12/2021 | 270 | 97,000,000.00 | |
| 1918337 | 222701131 | 11/12/2021 | 270 | 40,000,000.00 | |
| 1918326 | 222701101EFT AIRS | 11/12/2021 | 270 | 17,541,019.49 | |
| 1918387 | 2212550 | 11/12/2021 | 270 | 7,413,807.68 | |
| 1918313 | 222701111 | 11/12/2021 | 270 | 7,000,000.00 | |
| 1918341 | 222701145 | 11/12/2021 | 270 | 3,136,786.81 | |
| 1918408 | 2212587 | 11/12/2021 | 270 | 235,582.27 | |
| 1918360 | 2212514 | 11/12/2021 | 270 | 235,416.52 | |
| 1918361 | 2212518 | 11/12/2021 | 270 | 207,570.88 | |
| 1918395 | 2212558 | 11/12/2021 | 270 | 190,378.17 | |
| 1918327 | 222701102CC AIRS | 11/12/2021 | 270 | 185,494.00 | |
| 1918350 | 2212504 | 11/12/2021 | 270 | 164,667.26 | |
| 1918388 | 2212551 | 11/12/2021 | 270 | 116,660.60 | |
| 1918329 | 222701104IRPCC A | 11/12/2021 | 270 | 114,470.98 | |
| 1918343 | 2212496 | 11/12/2021 | 270 | 95,145.00 | |
| 1918386 | 2212549 | 11/12/2021 | 270 | 67,205.70 | |
| 1918351 | 2212505 | 11/12/2021 | 270 | 53,064.41 | |
| 1918389 | 2212552 | 11/12/2021 | 270 | 47,519.00 | |
| 1918362 | 2212519 | 11/12/2021 | 270 | 45,831.80 | |
| 1918349 | 2212502 | 11/12/2021 | 270 | 35,980.74 | |
| 1918390 | 2212553 | 11/12/2021 | 270 | 29,130.99 | |
| 1918354 | 2212508 | 11/12/2021 | 270 | 27,084.06 | |
| 1918391 | 2212554 | 11/12/2021 | 270 | 24,764.92 | |
| 1918365 | 2212522 | 11/12/2021 | 270 | 24,077.00 | |
| 1918352 | 2212506 | 11/12/2021 | 270 | 23,376.85 | |
| 1918407 | 2212586 | 11/12/2021 | 270 | 21,339.56 | |
| 1918393 | 2212556 | 11/12/2021 | 270 | 14,039.05 | |

Run Date: 12/30/2021
 Run Time: 2:44:16PM

Demand Account Activity

Start Date: 7/1/2021 End Date: 12/31/2021

Page: 130
 User: 0

| Jnl. Entry | Ref # | Trx. Date | Ledger | Debit Amount | Credit Amount |
|------------|----------------------|------------|--------|---------------|----------------|
| 1918347 | 2212500 | 11/12/2021 | 270 | 8,138.00 | |
| 1918372 | 2212534 | 11/12/2021 | 270 | 7,572.00 | |
| 1918367 | 2212525 | 11/12/2021 | 270 | 7,455.00 | |
| 1918355 | 2212509 | 11/12/2021 | 270 | 7,026.70 | |
| 1918394 | 2212557 | 11/12/2021 | 270 | 6,848.10 | |
| 1918385 | 2212548 | 11/12/2021 | 270 | 4,663.75 | |
| 1918311 | 222701109 | 11/12/2021 | 270 | 3,442.89 | |
| 1918366 | 2212524 | 11/12/2021 | 270 | 2,240.00 | |
| 1918328 | 222701103IFTA CC. | 11/12/2021 | 270 | 1,950.63 | |
| 1918392 | 2212555 | 11/12/2021 | 270 | 1,812.07 | |
| 1918356 | 2212510 | 11/12/2021 | 270 | 1,705.38 | |
| 1918357 | 2212511 | 11/12/2021 | 270 | 1,682.00 | |
| 1918342 | 2212495 | 11/12/2021 | 270 | 1,297.93 | |
| 1918405 | 2212584 | 11/12/2021 | 270 | 1,185.00 | |
| 1918353 | 2212507 | 11/12/2021 | 270 | 1,082.88 | |
| 1918340 | 222701140 | 11/12/2021 | 270 | 1,002.35 | |
| 1918422 | Correct Journal Entr | 11/12/2021 | 270 | 1,002.25 | |
| 1918371 | 2212533 | 11/12/2021 | 270 | 731.74 | |
| 1918364 | 2212521 | 11/12/2021 | 270 | 594.29 | |
| 1918369 | 2212530 | 11/12/2021 | 270 | 409.50 | |
| 1918330 | 222701105ABC LIC | 11/12/2021 | 270 | 350.00 | |
| 1918338 | Back Out Journal Er | 11/12/2021 | 270 | 302.90 | |
| 1918339 | Correct Journal Entr | 11/12/2021 | 270 | 302.90 | |
| 1918370 | 2212532 | 11/12/2021 | 270 | 248.04 | |
| 1918344 | 2212497 | 11/12/2021 | 270 | 200.00 | |
| 1918368 | 2212527 | 11/12/2021 | 270 | 120.00 | |
| 1918406 | 2212585 | 11/12/2021 | 270 | 100.25 | |
| 1918346 | 2212499 | 11/12/2021 | 270 | 90.00 | |
| 1918358 | 2212512 | 11/12/2021 | 270 | 81.16 | |
| 1918363 | 2212520 | 11/12/2021 | 270 | 37.82 | |
| 1918348 | 2212501 | 11/12/2021 | 270 | 25.50 | |
| 1918345 | 2212498 | 11/12/2021 | 270 | 7.00 | |
| 1918359 | 2212513 | 11/12/2021 | 270 | 5.41 | |
| 1918308 | 222701106 | 11/12/2021 | 270 | | 10,895,659.01 |
| 1918309 | 222701107 | 11/12/2021 | 270 | | 302.90 |
| 1918310 | 222701108 | 11/12/2021 | 270 | | 150.00 |
| 1918314 | 222701112 | 11/12/2021 | 270 | | 104,858,841.43 |
| 1918331 | DFA EFT REV 11/12 | 11/12/2021 | 270 | | 18,942.98 |
| 1918332 | 222701122 | 11/12/2021 | 270 | | 58,584,544.36 |
| 1918418 | 222701146 | 11/12/2021 | 270 | | 97,000,000.00 |
| 1918421 | Back Out Journal Er | 11/12/2021 | 270 | | 1,002.35 |
| 1918424 | Back Out Journal Er | 11/12/2021 | 270 | | 302.90 |
| 1918425 | CORR ENTRY WAC | 11/12/2021 | 270 | | 302.90 |
| 1918717 | 2212612 | 11/15/2021 | 270 | 58,724,897.19 | |
| 1918710 | 2701107 AIRS TAX | 11/15/2021 | 270 | 41,428,632.89 | |
| 1918776 | 2212684 | 11/15/2021 | 270 | 5,410,996.89 | |
| 1918685 | 3001002 | 11/15/2021 | 270 | 5,000,000.00 | |
| 1918738 | 2212642 | 11/15/2021 | 270 | 2,777,297.87 | |
| 1918723 | 2212618 | 11/15/2021 | 270 | 2,000,000.00 | |
| 1918801 | 0811101 | 11/15/2021 | 270 | 1,616,829.79 | |
| 1918804 | 0811101 | 11/15/2021 | 270 | 1,616,829.79 | |
| 1918743 | 2212647 | 11/15/2021 | 270 | 1,544,574.82 | |
| 1918800 | 2212725 | 11/15/2021 | 270 | 1,113,000.00 | |
| 1918780 | 2212689 | 11/15/2021 | 270 | 970,000.00 | |
| 1918731 | 2212635 | 11/15/2021 | 270 | 907,373.45 | |
| 1918730 | 2212634 | 11/15/2021 | 270 | 495,181.59 | |

Run Date: 12/30/2021
 Run Time: 2:44:16PM

Demand Account Activity

Start Date: 7/1/2021 End Date: 12/31/2021

Page: 131
 User: 0

| Jnl. Entry | Ref # | Trx. Date | Ledger | Debit Amount | Credit Amount |
|------------|-------------------|------------|--------|--------------|---------------|
| 1918747 | 2212651 | 11/15/2021 | 270 | 443,030.74 | |
| 1918763 | 2212668 | 11/15/2021 | 270 | 294,690.89 | |
| 1918732 | 2212636 | 11/15/2021 | 270 | 220,000.00 | |
| 1918727 | 2212625 | 11/15/2021 | 270 | 167,369.11 | |
| 1918764 | 2212669 | 11/15/2021 | 270 | 147,424.72 | |
| 1918739 | 2212643 | 11/15/2021 | 270 | 119,430.91 | |
| 1918737 | 2212641 | 11/15/2021 | 270 | 118,164.07 | |
| 1918718 | 2212613 | 11/15/2021 | 270 | 98,685.53 | |
| 1918733 | 2212637 | 11/15/2021 | 270 | 76,333.43 | |
| 1918691 | 2701006 | 11/15/2021 | 270 | 63,192.94 | |
| 1918766 | 2212671 | 11/15/2021 | 270 | 36,906.76 | |
| 1918724 | 2212619 | 11/15/2021 | 270 | 25,787.77 | |
| 1918720 | 2212615 | 11/15/2021 | 270 | 24,293.12 | |
| 1918755 | 2212659 | 11/15/2021 | 270 | 21,116.92 | |
| 1918722 | 2212617 | 11/15/2021 | 270 | 18,911.00 | |
| 1918740 | 2212644 | 11/15/2021 | 270 | 15,225.00 | |
| 1918746 | 2212650 | 11/15/2021 | 270 | 14,223.08 | |
| 1918716 | 2212611 | 11/15/2021 | 270 | 13,147.00 | |
| 1918782 | 2212691 | 11/15/2021 | 270 | 13,011.00 | |
| 1918750 | 2212654 | 11/15/2021 | 270 | 12,753.99 | |
| 1918752 | 2212656 | 11/15/2021 | 270 | 7,823.70 | |
| 1918765 | 2212670 | 11/15/2021 | 270 | 6,755.52 | |
| 1918713 | 2701110 AIRS DSM' | 11/15/2021 | 270 | 6,475.12 | |
| 1918751 | 2212655 | 11/15/2021 | 270 | 5,572.78 | |
| 1918753 | 2212657 | 11/15/2021 | 270 | 5,039.40 | |
| 1918686 | 2701001 | 11/15/2021 | 270 | 4,429.44 | |
| 1918726 | 2212624 | 11/15/2021 | 270 | 3,731.00 | |
| 1918728 | 2212631 | 11/15/2021 | 270 | 3,266.54 | |
| 1918729 | 2212633 | 11/15/2021 | 270 | 3,242.97 | |
| 1918744 | 2212648 | 11/15/2021 | 270 | 2,677.05 | |
| 1918711 | 2701108 AIRS DSM' | 11/15/2021 | 270 | 2,191.85 | |
| 1918714 | 2701111 AIRS DSM' | 11/15/2021 | 270 | 2,000.00 | |
| 1918695 | 2751001 | 11/15/2021 | 270 | 1,417.00 | |
| 1918719 | 2212614 | 11/15/2021 | 270 | 1,119.90 | |
| 1918712 | 2701109 AIRS DSM' | 11/15/2021 | 270 | 1,026.78 | |
| 1918725 | 2212623 | 11/15/2021 | 270 | 807.33 | |
| 1918721 | 2212616 | 11/15/2021 | 270 | 633.82 | |
| 1918734 | 2212638 | 11/15/2021 | 270 | 567.52 | |
| 1918756 | 2212661 | 11/15/2021 | 270 | 500.00 | |
| 1918748 | 2212652 | 11/15/2021 | 270 | 396.69 | |
| 1918694 | 2741001 | 11/15/2021 | 270 | 360.00 | |
| 1918754 | 2212658 | 11/15/2021 | 270 | 313.89 | |
| 1918745 | 2212649 | 11/15/2021 | 270 | 294.45 | |
| 1918781 | 2212690 | 11/15/2021 | 270 | 218.00 | |
| 1918741 | 2212645 | 11/15/2021 | 270 | 210.45 | |
| 1918749 | 2212653 | 11/15/2021 | 270 | 70.14 | |
| 1918735 | 2212639 | 11/15/2021 | 270 | 11.24 | |
| 1918736 | 2212640 | 11/15/2021 | 270 | 6.91 | |
| 1918742 | 2212646 | 11/15/2021 | 270 | 1.82 | |
| 1918683 | 8009838 EFT REV 1 | 11/15/2021 | 270 | | 3,384.00 |
| 1918687 | 2701002 | 11/15/2021 | 270 | | 24,589,754.07 |
| 1918688 | 2701003 | 11/15/2021 | 270 | | 58,724,897.19 |
| 1918689 | 2701004 | 11/15/2021 | 270 | | 652.00 |
| 1918690 | 2701005 | 11/15/2021 | 270 | | 3,383,753.25 |
| 1918692 | 2701015 | 11/15/2021 | 270 | | 23,540,614.14 |
| 1918693 | 2701016 | 11/15/2021 | 270 | | 9,550,134.79 |

Run Date: 12/30/2021
 Run Time: 2:44:16PM

Demand Account Activity

Start Date: 7/1/2021 End Date: 12/31/2021

Page: 132
 User: 0

| Jnl. Entry | Ref # | Trx. Date | Ledger | Debit Amount | Credit Amount |
|------------|---------------------|------------|--------|----------------|---------------|
| 1918802 | Back Out Journal Er | 11/15/2021 | 270 | | 1,616,829.79 |
| 1918803 | 2701101 | 11/15/2021 | 270 | | 4,000,000.00 |
| 1919099 | 2701107 AIRS TAX | 11/16/2021 | 270 | 181,324,712.28 | |
| 1919199 | 2212836 | 11/16/2021 | 270 | 8,183,119.67 | |
| 1919105 | 3001103 | 11/16/2021 | 270 | 3,000,000.00 | |
| 1919169 | 2212791 | 11/16/2021 | 270 | 1,340,631.13 | |
| 1919117 | 0811101 | 11/16/2021 | 270 | 1,327,855.70 | |
| 1919108 | 2701103 | 11/16/2021 | 270 | 1,253,499.65 | |
| 1919139 | 2212743 | 11/16/2021 | 270 | 1,211,310.86 | |
| 1919200 | 2212837 | 11/16/2021 | 270 | 911,955.51 | |
| 1919161 | 2212783 | 11/16/2021 | 270 | 782,482.65 | |
| 1919133 | 2212737 | 11/16/2021 | 270 | 575,709.66 | |
| 1919111 | 2741101 | 11/16/2021 | 270 | 374,032.57 | |
| 1919170 | 2212792 | 11/16/2021 | 270 | 264,030.37 | |
| 1919142 | 2212750 | 11/16/2021 | 270 | 245,897.31 | |
| 1919182 | 2212811 | 11/16/2021 | 270 | 215,000.00 | |
| 1919140 | 2212748 | 11/16/2021 | 270 | 152,528.00 | |
| 1919151 | 2212768 | 11/16/2021 | 270 | 138,201.92 | |
| 1919122 | 2212726 | 11/16/2021 | 270 | 120,505.90 | |
| 1919162 | 2212784 | 11/16/2021 | 270 | 106,181.55 | |
| 1919125 | 2212729 | 11/16/2021 | 270 | 87,815.51 | |
| 1919187 | 2212816 | 11/16/2021 | 270 | 85,276.95 | |
| 1919144 | 2212755 | 11/16/2021 | 270 | 84,632.42 | |
| 1919163 | 2212785 | 11/16/2021 | 270 | 52,805.85 | |
| 1919177 | 2212805 | 11/16/2021 | 270 | 39,771.13 | |
| 1919189 | 2212818 | 11/16/2021 | 270 | 35,640.40 | |
| 1919124 | 2212728 | 11/16/2021 | 270 | 32,270.57 | |
| 1919180 | 2212808 | 11/16/2021 | 270 | 19,246.07 | |
| 1919188 | 2212817 | 11/16/2021 | 270 | 19,127.17 | |
| 1919134 | 2212738 | 11/16/2021 | 270 | 18,545.02 | |
| 1919143 | 2212754 | 11/16/2021 | 270 | 18,063.04 | |
| 1919168 | 2212790 | 11/16/2021 | 270 | 14,759.52 | |
| 1919100 | 2701108 AIRS TAX | 11/16/2021 | 270 | 14,436.98 | |
| 1919126 | 2212730 | 11/16/2021 | 270 | 14,134.17 | |
| 1919135 | 2212739 | 11/16/2021 | 270 | 12,515.98 | |
| 1919172 | 2212798 | 11/16/2021 | 270 | 12,484.51 | |
| 1919132 | 2212736 | 11/16/2021 | 270 | 11,500.00 | |
| 1919130 | 2212734 | 11/16/2021 | 270 | 9,730.13 | |
| 1919160 | 2212782 | 11/16/2021 | 270 | 8,819.00 | |
| 1919153 | 2212770 | 11/16/2021 | 270 | 7,435.32 | |
| 1919102 | 2701110 AIRS DSM' | 11/16/2021 | 270 | 6,010.91 | |
| 1919127 | 2212731 | 11/16/2021 | 270 | 3,718.61 | |
| 1919148 | 2212762 | 11/16/2021 | 270 | 3,605.00 | |
| 1919128 | 2212732 | 11/16/2021 | 270 | 3,296.17 | |
| 1919136 | 2212740 | 11/16/2021 | 270 | 3,168.54 | |
| 1919123 | 2212727 | 11/16/2021 | 270 | 2,734.23 | |
| 1919204 | 2212842 | 11/16/2021 | 270 | 2,626.51 | |
| 1919141 | 2212749 | 11/16/2021 | 270 | 2,486.01 | |
| 1919178 | 2212806 | 11/16/2021 | 270 | 2,478.19 | |
| 1919179 | 2212807 | 11/16/2021 | 270 | 2,220.00 | |
| 1919131 | 2212735 | 11/16/2021 | 270 | 1,894.12 | |
| 1919149 | 2212764 | 11/16/2021 | 270 | 1,818.00 | |
| 1919146 | 2212760 | 11/16/2021 | 270 | 1,740.00 | |
| 1919137 | 2212741 | 11/16/2021 | 270 | 1,154.56 | |
| 1919101 | 2701109 AIRS DSM' | 11/16/2021 | 270 | 1,129.26 | |
| 1919150 | 2212766 | 11/16/2021 | 270 | 926.25 | |

Run Date: 12/30/2021
 Run Time: 2:44:16PM

Demand Account Activity

Page: 133
 User: 0

Start Date: 7/1/2021 End Date: 12/31/2021

| Jnl. Entry | Ref # | Trx. Date | Ledger | Debit Amount | Credit Amount |
|------------|-------------------|------------|--------|---------------|----------------|
| 1919112 | 2751101 | 11/16/2021 | 270 | 875.23 | |
| 1919164 | 2212786 | 11/16/2021 | 270 | 864.62 | |
| 1919166 | 2212788 | 11/16/2021 | 270 | 640.42 | |
| 1919129 | 2212733 | 11/16/2021 | 270 | 345.57 | |
| 1919107 | 2701102 | 11/16/2021 | 270 | 236.00 | |
| 1919147 | 2212761 | 11/16/2021 | 270 | 137.21 | |
| 1919165 | 2212787 | 11/16/2021 | 270 | 108.44 | |
| 1919145 | 2212757 | 11/16/2021 | 270 | 100.00 | |
| 1919152 | 2212769 | 11/16/2021 | 270 | 50.00 | |
| 1919167 | 2212789 | 11/16/2021 | 270 | 18.90 | |
| 1919120 | 8009842 EFT REV 1 | 11/16/2021 | 270 | | 5,089.34 |
| 1919121 | 8009843 EFT SST F | 11/16/2021 | 270 | | 67.17 |
| 1919106 | 2701101 | 11/16/2021 | 270 | | 13,821,471.97 |
| 1919109 | 2701104 | 11/16/2021 | 270 | | 11,957,181.15 |
| 1919110 | 2701105 | 11/16/2021 | 270 | | 152,459,141.93 |
| 1919209 | 2781101 | 11/16/2021 | 270 | | 24,000,000.00 |
| 1919478 | 2701107 AIRS TAX | 11/17/2021 | 270 | 58,454,455.55 | |
| 1919676 | 2212849 | 11/17/2021 | 270 | 45,751,657.43 | |
| 1919681 | 2212854 | 11/17/2021 | 270 | 38,551,662.55 | |
| 1919484 | 3001102 | 11/17/2021 | 270 | 7,000,000.00 | |
| 1919648 | 0811101 | 11/17/2021 | 270 | 5,278,268.88 | |
| 1919745 | 2212936 | 11/17/2021 | 270 | 4,706,168.86 | |
| 1919767 | 2212968 | 11/17/2021 | 270 | 1,810,688.49 | |
| 1919718 | 2212905 | 11/17/2021 | 270 | 1,362,900.00 | |
| 1919746 | 2212938 | 11/17/2021 | 270 | 1,080,566.25 | |
| 1919747 | 2212939 | 11/17/2021 | 270 | 1,001,040.32 | |
| 1919776 | 2212981 | 11/17/2021 | 270 | 614,202.30 | |
| 1919480 | 2701109 AIRS DSM | 11/17/2021 | 270 | 424,953.87 | |
| 1919719 | 2212910 | 11/17/2021 | 270 | 234,976.05 | |
| 1919491 | 2741101 | 11/17/2021 | 270 | 232,311.48 | |
| 1919748 | 2212940 | 11/17/2021 | 270 | 226,746.16 | |
| 1919799 | 2213018 | 11/17/2021 | 270 | 153,509.37 | |
| 1919738 | 2212929 | 11/17/2021 | 270 | 139,072.73 | |
| 1919685 | 2212860 | 11/17/2021 | 270 | 129,689.97 | |
| 1919778 | 2212986 | 11/17/2021 | 270 | 78,207.93 | |
| 1919737 | 2212928 | 11/17/2021 | 270 | 71,746.20 | |
| 1919749 | 2212941 | 11/17/2021 | 270 | 68,712.82 | |
| 1919479 | 2701108 AIRS TAX | 11/17/2021 | 270 | 66,551.57 | |
| 1919765 | 2212966 | 11/17/2021 | 270 | 61,940.00 | |
| 1919736 | 2212927 | 11/17/2021 | 270 | 51,271.91 | |
| 1919690 | 2212865 | 11/17/2021 | 270 | 49,648.13 | |
| 1919750 | 2212942 | 11/17/2021 | 270 | 46,710.35 | |
| 1919683 | 2212858 | 11/17/2021 | 270 | 39,858.57 | |
| 1919689 | 2212864 | 11/17/2021 | 270 | 37,099.41 | |
| 1919693 | 2212868 | 11/17/2021 | 270 | 34,084.67 | |
| 1919751 | 2212943 | 11/17/2021 | 270 | 29,287.78 | |
| 1919774 | 2212979 | 11/17/2021 | 270 | 26,306.70 | |
| 1919691 | 2212866 | 11/17/2021 | 270 | 23,357.54 | |
| 1919769 | 2212974 | 11/17/2021 | 270 | 22,464.96 | |
| 1919752 | 2212944 | 11/17/2021 | 270 | 21,352.52 | |
| 1919800 | 2213019 | 11/17/2021 | 270 | 21,098.56 | |
| 1919766 | 2212967 | 11/17/2021 | 270 | 20,060.00 | |
| 1919797 | 2213016 | 11/17/2021 | 270 | 19,918.95 | |
| 1919705 | 2212881 | 11/17/2021 | 270 | 19,777.87 | |
| 1919707 | 2212884 | 11/17/2021 | 270 | 16,853.22 | |
| 1919482 | 2701111 AIRS DSM | 11/17/2021 | 270 | 15,246.94 | |

Run Date: 12/30/2021
 Run Time: 2:44:16PM

Demand Account Activity

Page: 134
 User: 0

Start Date: 7/1/2021 End Date: 12/31/2021

| Jnl. Entry | Ref # | Trx. Date | Ledger | Debit Amount | Credit Amount |
|------------|-------------------|------------|--------|--------------|---------------|
| 1919677 | 2212850 | 11/17/2021 | 270 | 13,875.00 | |
| 1919735 | 2212926 | 11/17/2021 | 270 | 13,818.67 | |
| 1919730 | 2212921 | 11/17/2021 | 270 | 12,460.82 | |
| 1919731 | 2212922 | 11/17/2021 | 270 | 9,739.23 | |
| 1919680 | 2212853 | 11/17/2021 | 270 | 9,050.00 | |
| 1919687 | 2212862 | 11/17/2021 | 270 | 8,968.75 | |
| 1919741 | 2212932 | 11/17/2021 | 270 | 7,697.20 | |
| 1919679 | 2212852 | 11/17/2021 | 270 | 7,650.00 | |
| 1919780 | 2212988 | 11/17/2021 | 270 | 7,130.21 | |
| 1919699 | 2212875 | 11/17/2021 | 270 | 5,820.00 | |
| 1919708 | 2212885 | 11/17/2021 | 270 | 5,435.00 | |
| 1919678 | 2212851 | 11/17/2021 | 270 | 5,085.00 | |
| 1919775 | 2212980 | 11/17/2021 | 270 | 4,551.29 | |
| 1919686 | 2212861 | 11/17/2021 | 270 | 4,376.75 | |
| 1919802 | 2213021 | 11/17/2021 | 270 | 4,247.60 | |
| 1919703 | 2212879 | 11/17/2021 | 270 | 4,201.00 | |
| 1919684 | 2212859 | 11/17/2021 | 270 | 4,176.00 | |
| 1919709 | 2212887 | 11/17/2021 | 270 | 3,646.25 | |
| 1919710 | 2212889 | 11/17/2021 | 270 | 3,540.00 | |
| 1919692 | 2212867 | 11/17/2021 | 270 | 3,525.00 | |
| 1919711 | 2212891 | 11/17/2021 | 270 | 3,310.00 | |
| 1919697 | 2212873 | 11/17/2021 | 270 | 3,295.00 | |
| 1919712 | 2212892 | 11/17/2021 | 270 | 3,250.00 | |
| 1919796 | 2213014 | 11/17/2021 | 270 | 3,210.00 | |
| 1919713 | 2212893 | 11/17/2021 | 270 | 3,090.25 | |
| 1919781 | 2212999 | 11/17/2021 | 270 | 3,000.00 | |
| 1919682 | 2212857 | 11/17/2021 | 270 | 2,785.13 | |
| 1919770 | 2212975 | 11/17/2021 | 270 | 2,728.85 | |
| 1919701 | 2212877 | 11/17/2021 | 270 | 2,680.00 | |
| 1919487 | 2701103 | 11/17/2021 | 270 | 2,642.76 | |
| 1919706 | 2212883 | 11/17/2021 | 270 | 2,580.89 | |
| 1919740 | 2212931 | 11/17/2021 | 270 | 2,396.00 | |
| 1919704 | 2212880 | 11/17/2021 | 270 | 2,265.00 | |
| 1919739 | 2212930 | 11/17/2021 | 270 | 2,078.00 | |
| 1919795 | 2213013 | 11/17/2021 | 270 | 1,945.00 | |
| 1919695 | 2212871 | 11/17/2021 | 270 | 1,910.00 | |
| 1919777 | 2212985 | 11/17/2021 | 270 | 1,250.00 | |
| 1919783 | 2213001 | 11/17/2021 | 270 | 1,250.00 | |
| 1919801 | 2213020 | 11/17/2021 | 270 | 900.00 | |
| 1919714 | 2212895 | 11/17/2021 | 270 | 866.50 | |
| 1919743 | 2212934 | 11/17/2021 | 270 | 853.00 | |
| 1919492 | 2751101 | 11/17/2021 | 270 | 750.00 | |
| 1919700 | 2212876 | 11/17/2021 | 270 | 720.00 | |
| 1919744 | 2212935 | 11/17/2021 | 270 | 697.00 | |
| 1919771 | 2212976 | 11/17/2021 | 270 | 625.00 | |
| 1919696 | 2212872 | 11/17/2021 | 270 | 550.00 | |
| 1919481 | 2701110 AIRS DSM' | 11/17/2021 | 270 | 546.07 | |
| 1919688 | 2212863 | 11/17/2021 | 270 | 427.50 | |
| 1919694 | 2212869 | 11/17/2021 | 270 | 332.00 | |
| 1919784 | 2213002 | 11/17/2021 | 270 | 323.75 | |
| 1919772 | 2212977 | 11/17/2021 | 270 | 323.05 | |
| 1919798 | 2213017 | 11/17/2021 | 270 | 302.50 | |
| 1919732 | 2212923 | 11/17/2021 | 270 | 300.00 | |
| 1919715 | 2212897 | 11/17/2021 | 270 | 293.25 | |
| 1919794 | 2213012 | 11/17/2021 | 270 | 241.00 | |
| 1919810 | 2213043 | 11/17/2021 | 270 | 241.00 | |

Run Date: 12/30/2021
 Run Time: 2:44:16PM

Demand Account Activity

Start Date: 7/1/2021 End Date: 12/31/2021

Page: 135
 User: 0

| Jnl. Entry | Ref # | Trx. Date | Ledger | Debit Amount | Credit Amount |
|------------|----------------------|------------|--------|---------------|---------------|
| 1919702 | 2212878 | 11/17/2021 | 270 | 200.00 | |
| 1919773 | 2212978 | 11/17/2021 | 270 | 191.30 | |
| 1919717 | 2212902 | 11/17/2021 | 270 | 180.00 | |
| 1919716 | 2212899 | 11/17/2021 | 270 | 160.00 | |
| 1919698 | 2212874 | 11/17/2021 | 270 | 125.00 | |
| 1919742 | 2212933 | 11/17/2021 | 270 | 120.00 | |
| 1919733 | 2212924 | 11/17/2021 | 270 | 100.00 | |
| 1919734 | 2212925 | 11/17/2021 | 270 | 100.00 | |
| 1919753 | 2212945 | 11/17/2021 | 270 | 43.39 | |
| 1919811 | 2213044 | 11/17/2021 | 270 | 22.00 | |
| 1919496 | 8009846 EFT REV 1 | 11/17/2021 | 270 | | 563,817.60 |
| 1919498 | 8009847 EFT SST F | 11/17/2021 | 270 | | 1,021.12 |
| 1919499 | CD ACH Bank Trans | 11/17/2021 | 270 | | 1,694,000.00 |
| 1919485 | 2701101 | 11/17/2021 | 270 | | 13,365,127.05 |
| 1919486 | 2701102 | 11/17/2021 | 270 | | 12,694,257.73 |
| 1919488 | 2701104 | 11/17/2021 | 270 | | 45,751,657.43 |
| 1919489 | 2701105 | 11/17/2021 | 270 | | 80.00 |
| 1919490 | 2701106 | 11/17/2021 | 270 | | 64,995,572.23 |
| 1919497 | 2701106 | 11/17/2021 | 270 | | 2,885,788.36 |
| 1919649 | 2781101 | 11/17/2021 | 270 | | 26,000,000.00 |
| 1920873 | 2213064 | 11/18/2021 | 270 | 48,344,139.84 | |
| 1920959 | 2781101 | 11/18/2021 | 270 | 43,000,000.00 | |
| 1920848 | 2701107 AIRS TAX | 11/18/2021 | 270 | 27,084,569.74 | |
| 1920953 | 2213166 | 11/18/2021 | 270 | 20,249,707.91 | |
| 1920874 | 2213065 | 11/18/2021 | 270 | 13,193,466.61 | |
| 1920936 | 2213140 | 11/18/2021 | 270 | 8,973,360.95 | |
| 1920861 | 2741101 | 11/18/2021 | 270 | 6,202,520.95 | |
| 1920853 | 3001102 | 11/18/2021 | 270 | 6,000,000.00 | |
| 1920875 | 2213066 | 11/18/2021 | 270 | 3,357,983.18 | |
| 1920954 | 2213169 | 11/18/2021 | 270 | 1,958,646.24 | |
| 1920958 | 0811101 | 11/18/2021 | 270 | 1,718,975.56 | |
| 1920961 | Correct Journal Entr | 11/18/2021 | 270 | 1,718,975.56 | |
| 1920872 | 2213063 | 11/18/2021 | 270 | 1,170,553.66 | |
| 1920931 | 2213135 | 11/18/2021 | 270 | 914,091.42 | |
| 1920890 | 2213081 | 11/18/2021 | 270 | 761,365.07 | |
| 1920876 | 2213067 | 11/18/2021 | 270 | 546,818.84 | |
| 1920897 | 2213088 | 11/18/2021 | 270 | 260,570.59 | |
| 1920929 | 2213132 | 11/18/2021 | 270 | 256,701.05 | |
| 1920905 | 2213101 | 11/18/2021 | 270 | 253,429.81 | |
| 1920895 | 2213086 | 11/18/2021 | 270 | 181,101.80 | |
| 1920892 | 2213083 | 11/18/2021 | 270 | 169,495.94 | |
| 1920900 | 2213095 | 11/18/2021 | 270 | 151,259.27 | |
| 1920883 | 2213074 | 11/18/2021 | 270 | 143,807.36 | |
| 1920891 | 2213082 | 11/18/2021 | 270 | 110,000.00 | |
| 1920881 | 2213072 | 11/18/2021 | 270 | 108,541.11 | |
| 1920879 | 2213070 | 11/18/2021 | 270 | 87,409.31 | |
| 1920882 | 2213073 | 11/18/2021 | 270 | 85,502.44 | |
| 1920849 | 2701108 AIRS TAX | 11/18/2021 | 270 | 79,303.99 | |
| 1920884 | 2213075 | 11/18/2021 | 270 | 63,904.30 | |
| 1920902 | 2213097 | 11/18/2021 | 270 | 55,447.83 | |
| 1920889 | 2213080 | 11/18/2021 | 270 | 36,385.04 | |
| 1920894 | 2213085 | 11/18/2021 | 270 | 35,597.61 | |
| 1920893 | 2213084 | 11/18/2021 | 270 | 24,737.43 | |
| 1920886 | 2213077 | 11/18/2021 | 270 | 19,755.33 | |
| 1920903 | 2213099 | 11/18/2021 | 270 | 17,788.34 | |
| 1920877 | 2213068 | 11/18/2021 | 270 | 17,081.10 | |

Run Date: 12/30/2021
 Run Time: 2:44:16PM

Demand Account Activity

Start Date: 7/1/2021 End Date: 12/31/2021

Page: 136
 User: 0

| Jnl. Entry | Ref # | Trx. Date | Ledger | Debit Amount | Credit Amount |
|------------|---------------------|------------|--------|----------------|----------------|
| 1920888 | 2213079 | 11/18/2021 | 270 | 16,335.87 | |
| 1920851 | 2701111 AIRS DSM' | 11/18/2021 | 270 | 14,130.00 | |
| 1920878 | 2213069 | 11/18/2021 | 270 | 11,084.50 | |
| 1920932 | 2213136 | 11/18/2021 | 270 | 10,650.00 | |
| 1920856 | 2701102 | 11/18/2021 | 270 | 9,400.00 | |
| 1920933 | 2213137 | 11/18/2021 | 270 | 5,505.00 | |
| 1920885 | 2213076 | 11/18/2021 | 270 | 5,241.91 | |
| 1920901 | 2213096 | 11/18/2021 | 270 | 3,476.77 | |
| 1920935 | 2213139 | 11/18/2021 | 270 | 3,190.00 | |
| 1920899 | 2213094 | 11/18/2021 | 270 | 2,668.68 | |
| 1920896 | 2213087 | 11/18/2021 | 270 | 1,329.67 | |
| 1920880 | 2213071 | 11/18/2021 | 270 | 1,321.13 | |
| 1920934 | 2213138 | 11/18/2021 | 270 | 1,287.00 | |
| 1920850 | 2701109 AIRS DSM' | 11/18/2021 | 270 | 1,143.14 | |
| 1920871 | 2213062 | 11/18/2021 | 270 | 787.60 | |
| 1920904 | 2213100 | 11/18/2021 | 270 | 478.14 | |
| 1920898 | 2213093 | 11/18/2021 | 270 | 289.99 | |
| 1920862 | 0801101 | 11/18/2021 | 270 | 260.00 | |
| 1920887 | 2213078 | 11/18/2021 | 270 | 253.12 | |
| 1920930 | 2213133 | 11/18/2021 | 270 | 132.33 | |
| 1920836 | 8009848 EFT REV 1 | 11/18/2021 | 270 | | 30,627.60 |
| 1920855 | 2701101 | 11/18/2021 | 270 | | 30.00 |
| 1920857 | 2701103 | 11/18/2021 | 270 | | 14,346,543.94 |
| 1920858 | 2701104 | 11/18/2021 | 270 | | 13,847,914.65 |
| 1920859 | 2701105 | 11/18/2021 | 270 | | 3,597,808.11 |
| 1920860 | 2701106 | 11/18/2021 | 270 | | 153,794,767.46 |
| 1920960 | Back Out Journal Er | 11/18/2021 | 270 | | 1,718,975.56 |
| 1921621 | 2701101 | 11/19/2021 | 270 | 193,987,612.51 | |
| 1921769 | 2781101 | 11/19/2021 | 270 | 39,000,000.00 | |
| 1921638 | 2213176 | 11/19/2021 | 270 | 25,808,143.31 | |
| 1921615 | 2701107 AIRS TAX | 11/19/2021 | 270 | 17,997,032.94 | |
| 1921623 | 2701103 | 11/19/2021 | 270 | 9,815,686.00 | |
| 1921620 | 3001102 | 11/19/2021 | 270 | 7,000,000.00 | |
| 1921632 | 0811101 | 11/19/2021 | 270 | 3,199,052.27 | |
| 1921702 | 2213266 | 11/19/2021 | 270 | 2,262,202.13 | |
| 1921644 | 2213182 | 11/19/2021 | 270 | 1,457,674.42 | |
| 1921654 | 2213192 | 11/19/2021 | 270 | 1,127,004.97 | |
| 1921717 | 2213304 | 11/19/2021 | 270 | 1,006,535.01 | |
| 1921714 | 2213288 | 11/19/2021 | 270 | 314,593.59 | |
| 1921646 | 2213184 | 11/19/2021 | 270 | 265,875.00 | |
| 1921664 | 2213202 | 11/19/2021 | 270 | 189,120.00 | |
| 1921746 | 2213340 | 11/19/2021 | 270 | 158,571.01 | |
| 1921650 | 2213188 | 11/19/2021 | 270 | 156,180.00 | |
| 1921655 | 2213193 | 11/19/2021 | 270 | 148,522.48 | |
| 1921692 | 2213256 | 11/19/2021 | 270 | 144,095.80 | |
| 1921665 | 2213207 | 11/19/2021 | 270 | 130,269.41 | |
| 1921618 | 2701110 AIRS DSM' | 11/19/2021 | 270 | 125,962.83 | |
| 1921651 | 2213189 | 11/19/2021 | 270 | 78,504.44 | |
| 1921674 | 2213219 | 11/19/2021 | 270 | 64,979.72 | |
| 1921694 | 2213258 | 11/19/2021 | 270 | 46,615.26 | |
| 1921744 | 2213337 | 11/19/2021 | 270 | 43,909.30 | |
| 1921616 | 2701108 AIRS TAX | 11/19/2021 | 270 | 43,286.73 | |
| 1921713 | 2213287 | 11/19/2021 | 270 | 42,870.23 | |
| 1921656 | 2213194 | 11/19/2021 | 270 | 38,060.00 | |
| 1921695 | 2213259 | 11/19/2021 | 270 | 37,667.79 | |
| 1921667 | 2213212 | 11/19/2021 | 270 | 37,182.12 | |

Run Date: 12/30/2021
 Run Time: 2:44:16PM

Demand Account Activity

Page: 137
 User: 0

Start Date: 7/1/2021 End Date: 12/31/2021

| Jnl. Entry | Ref # | Trx. Date | Ledger | Debit Amount | Credit Amount |
|------------|------------------|------------|--------|--------------|---------------|
| 1921669 | 2213214 | 11/19/2021 | 270 | 36,429.05 | |
| 1921670 | 2213215 | 11/19/2021 | 270 | 36,306.41 | |
| 1921648 | 2213186 | 11/19/2021 | 270 | 36,305.26 | |
| 1921643 | 2213181 | 11/19/2021 | 270 | 35,783.87 | |
| 1921657 | 2213195 | 11/19/2021 | 270 | 33,825.60 | |
| 1921738 | 2213328 | 11/19/2021 | 270 | 29,797.50 | |
| 1921732 | 2213322 | 11/19/2021 | 270 | 27,196.00 | |
| 1921636 | 2213174 | 11/19/2021 | 270 | 25,637.33 | |
| 1921733 | 2213323 | 11/19/2021 | 270 | 19,998.00 | |
| 1921649 | 2213187 | 11/19/2021 | 270 | 13,932.91 | |
| 1921696 | 2213260 | 11/19/2021 | 270 | 12,612.92 | |
| 1921697 | 2213261 | 11/19/2021 | 270 | 11,585.16 | |
| 1921658 | 2213196 | 11/19/2021 | 270 | 9,000.00 | |
| 1921731 | 2213321 | 11/19/2021 | 270 | 6,642.79 | |
| 1921712 | 2213286 | 11/19/2021 | 270 | 6,545.09 | |
| 1921659 | 2213197 | 11/19/2021 | 270 | 5,376.00 | |
| 1921709 | 2213280 | 11/19/2021 | 270 | 5,099.50 | |
| 1921701 | 2213265 | 11/19/2021 | 270 | 5,094.25 | |
| 1921647 | 2213185 | 11/19/2021 | 270 | 4,993.99 | |
| 1921703 | 2213268 | 11/19/2021 | 270 | 4,500.00 | |
| 1921617 | 2701109 AIRS DSM | 11/19/2021 | 270 | 4,266.22 | |
| 1921645 | 2213183 | 11/19/2021 | 270 | 4,161.50 | |
| 1921682 | 2213236 | 11/19/2021 | 270 | 3,906.79 | |
| 1921705 | 2213270 | 11/19/2021 | 270 | 3,005.00 | |
| 1921766 | 2213376 | 11/19/2021 | 270 | 2,667.96 | |
| 1921660 | 2213198 | 11/19/2021 | 270 | 2,596.00 | |
| 1921704 | 2213269 | 11/19/2021 | 270 | 2,530.00 | |
| 1921706 | 2213272 | 11/19/2021 | 270 | 2,399.00 | |
| 1921693 | 2213257 | 11/19/2021 | 270 | 2,155.23 | |
| 1921716 | 2213302 | 11/19/2021 | 270 | 2,142.66 | |
| 1921710 | 2213282 | 11/19/2021 | 270 | 2,073.25 | |
| 1921661 | 2213199 | 11/19/2021 | 270 | 1,985.42 | |
| 1921671 | 2213216 | 11/19/2021 | 270 | 1,908.81 | |
| 1921653 | 2213191 | 11/19/2021 | 270 | 1,875.00 | |
| 1921677 | 2213231 | 11/19/2021 | 270 | 1,742.36 | |
| 1921734 | 2213324 | 11/19/2021 | 270 | 1,735.00 | |
| 1921642 | 2213180 | 11/19/2021 | 270 | 1,625.00 | |
| 1921662 | 2213200 | 11/19/2021 | 270 | 1,592.00 | |
| 1921735 | 2213325 | 11/19/2021 | 270 | 1,275.00 | |
| 1921698 | 2213262 | 11/19/2021 | 270 | 1,137.31 | |
| 1921668 | 2213213 | 11/19/2021 | 270 | 1,025.00 | |
| 1921637 | 2213175 | 11/19/2021 | 270 | 842.24 | |
| 1921652 | 2213190 | 11/19/2021 | 270 | 790.00 | |
| 1921711 | 2213284 | 11/19/2021 | 270 | 414.75 | |
| 1921639 | 2213177 | 11/19/2021 | 270 | 400.00 | |
| 1921672 | 2213217 | 11/19/2021 | 270 | 315.38 | |
| 1921752 | 2213355 | 11/19/2021 | 270 | 241.00 | |
| 1921708 | 2213277 | 11/19/2021 | 270 | 240.00 | |
| 1921673 | 2213218 | 11/19/2021 | 270 | 192.59 | |
| 1921625 | 2701105 | 11/19/2021 | 270 | 131.42 | |
| 1921707 | 2213274 | 11/19/2021 | 270 | 100.00 | |
| 1921736 | 2213326 | 11/19/2021 | 270 | 98.25 | |
| 1921737 | 2213327 | 11/19/2021 | 270 | 92.50 | |
| 1921730 | 2213320 | 11/19/2021 | 270 | 60.00 | |
| 1921641 | 2213179 | 11/19/2021 | 270 | 42.50 | |
| 1921666 | 2213211 | 11/19/2021 | 270 | 24.00 | |

Run Date: 12/30/2021
 Run Time: 2:44:16PM

Demand Account Activity

Start Date: 7/1/2021 End Date: 12/31/2021

Page: 138
 User: 0

| Jnl. Entry | Ref # | Trx. Date | Ledger | Debit Amount | Credit Amount |
|------------|----------------------|------------|--------|----------------|----------------|
| 1921640 | 2213178 | 11/19/2021 | 270 | 20.00 | |
| 1921663 | 2213201 | 11/19/2021 | 270 | 11.19 | |
| 1921633 | 8009849 EFT REV 1 | 11/19/2021 | 270 | | 31,128.85 |
| 1921622 | 2701102 | 11/19/2021 | 270 | | 261,781,583.55 |
| 1921624 | 2701104 | 11/19/2021 | 270 | | 7,717,534.78 |
| 1921626 | 2701106 | 11/19/2021 | 270 | | 9,831,212.27 |
| 1921627 | 2701111 | 11/19/2021 | 270 | | 75.00 |
| 1921628 | 2701112 | 11/19/2021 | 270 | | 25,808,143.31 |
| 1922031 | 222701116 | 11/22/2021 | 270 | 116,476,192.73 | |
| 1922156 | 2213516 | 11/22/2021 | 270 | 62,549,854.12 | |
| 1922050 | 222701101EFT AIRS | 11/22/2021 | 270 | 57,081,154.54 | |
| 1922055 | 2213380 | 11/22/2021 | 270 | 30,597,600.36 | |
| 1922062 | 2213387 | 11/22/2021 | 270 | 24,876,784.91 | |
| 1922029 | 222701110 | 11/22/2021 | 270 | 9,737,272.44 | |
| 1922026 | 222701107 | 11/22/2021 | 270 | 4,000,000.00 | |
| 1922168 | 222701121 | 11/22/2021 | 270 | 2,877,684.06 | |
| 1922027 | 222701109 | 11/22/2021 | 270 | 1,651,544.00 | |
| 1922157 | 2213517 | 11/22/2021 | 270 | 1,096,050.18 | |
| 1922107 | 2213449 | 11/22/2021 | 270 | 923,808.09 | |
| 1922113 | 2213455 | 11/22/2021 | 270 | 659,702.04 | |
| 1922080 | 2213405 | 11/22/2021 | 270 | 633,651.23 | |
| 1922158 | 2213518 | 11/22/2021 | 270 | 534,000.00 | |
| 1922061 | 2213386 | 11/22/2021 | 270 | 421,255.82 | |
| 1922166 | 2213530 | 11/22/2021 | 270 | 275,941.00 | |
| 1922133 | 2213488 | 11/22/2021 | 270 | 205,244.72 | |
| 1922100 | 2213438 | 11/22/2021 | 270 | 166,400.00 | |
| 1922074 | 2213399 | 11/22/2021 | 270 | 119,332.53 | |
| 1922085 | 2213414 | 11/22/2021 | 270 | 110,629.54 | |
| 1922063 | 2213388 | 11/22/2021 | 270 | 100,262.43 | |
| 1922092 | 2213424 | 11/22/2021 | 270 | 100,000.00 | |
| 1922101 | 2213440 | 11/22/2021 | 270 | 90,188.84 | |
| 1922073 | 2213398 | 11/22/2021 | 270 | 89,793.55 | |
| 1922118 | 2213461 | 11/22/2021 | 270 | 85,069.87 | |
| 1922060 | 2213385 | 11/22/2021 | 270 | 84,408.07 | |
| 1922119 | 2213462 | 11/22/2021 | 270 | 68,177.27 | |
| 1922075 | 2213400 | 11/22/2021 | 270 | 64,006.66 | |
| 1922132 | 2213487 | 11/22/2021 | 270 | 62,793.69 | |
| 1922082 | 2213411 | 11/22/2021 | 270 | 57,317.02 | |
| 1922088 | 2213419 | 11/22/2021 | 270 | 49,538.42 | |
| 1922090 | 2213422 | 11/22/2021 | 270 | 49,321.21 | |
| 1922058 | 2213383 | 11/22/2021 | 270 | 36,200.00 | |
| 1922105 | 2213447 | 11/22/2021 | 270 | 35,336.60 | |
| 1922106 | 2213448 | 11/22/2021 | 270 | 34,897.98 | |
| 1922065 | 2213390 | 11/22/2021 | 270 | 32,636.63 | |
| 1922076 | 2213401 | 11/22/2021 | 270 | 31,685.00 | |
| 1922072 | 2213397 | 11/22/2021 | 270 | 29,010.82 | |
| 1922052 | 222701103IRPCC A | 11/22/2021 | 270 | 23,939.40 | |
| 1922108 | 2213450 | 11/22/2021 | 270 | 22,813.06 | |
| 1922117 | 2213459 | 11/22/2021 | 270 | 16,234.59 | |
| 1922121 | 2213464 | 11/22/2021 | 270 | 13,086.36 | |
| 1922122 | 2213465 | 11/22/2021 | 270 | 12,874.51 | |
| 1922169 | Back Out Journal Er | 11/22/2021 | 270 | 12,116.00 | |
| 1922170 | Correct Journal Entr | 11/22/2021 | 270 | 12,116.00 | |
| 1922102 | 2213442 | 11/22/2021 | 270 | 11,517.69 | |
| 1922084 | 2213413 | 11/22/2021 | 270 | 11,500.00 | |
| 1922087 | 2213417 | 11/22/2021 | 270 | 10,400.11 | |

Run Date: 12/30/2021
 Run Time: 2:44:16PM

Demand Account Activity

Page: 139
 User: 0

Start Date: 7/1/2021 End Date: 12/31/2021

| Jnl. Entry | Ref # | Trx. Date | Ledger | Debit Amount | Credit Amount |
|------------|--------------------|------------|--------|----------------|----------------|
| 1922057 | 2213382 | 11/22/2021 | 270 | 10,100.00 | |
| 1922109 | 2213451 | 11/22/2021 | 270 | 9,810.70 | |
| 1922120 | 2213463 | 11/22/2021 | 270 | 6,856.51 | |
| 1922089 | 2213421 | 11/22/2021 | 270 | 5,888.76 | |
| 1922077 | 2213402 | 11/22/2021 | 270 | 5,326.82 | |
| 1922095 | 2213427 | 11/22/2021 | 270 | 4,925.00 | |
| 1922110 | 2213452 | 11/22/2021 | 270 | 4,730.71 | |
| 1922086 | 2213416 | 11/22/2021 | 270 | 4,728.27 | |
| 1922091 | 2213423 | 11/22/2021 | 270 | 4,242.97 | |
| 1922147 | 2213504 | 11/22/2021 | 270 | 4,161.50 | |
| 1922114 | 2213456 | 11/22/2021 | 270 | 2,515.00 | |
| 1922059 | 2213384 | 11/22/2021 | 270 | 2,511.00 | |
| 1922017 | forgery 11-22-2021 | 11/22/2021 | 270 | 2,459.82 | |
| 1922096 | 2213429 | 11/22/2021 | 270 | 2,385.00 | |
| 1922081 | 2213410 | 11/22/2021 | 270 | 2,286.32 | |
| 1922097 | 2213431 | 11/22/2021 | 270 | 2,182.75 | |
| 1922064 | 2213389 | 11/22/2021 | 270 | 1,913.12 | |
| 1922093 | 2213425 | 11/22/2021 | 270 | 1,855.71 | |
| 1922148 | 2213505 | 11/22/2021 | 270 | 1,696.80 | |
| 1922094 | 2213426 | 11/22/2021 | 270 | 1,580.00 | |
| 1922141 | 2213498 | 11/22/2021 | 270 | 1,577.00 | |
| 1922051 | 222701102CC AIRS | 11/22/2021 | 270 | 1,437.00 | |
| 1922078 | 2213403 | 11/22/2021 | 270 | 1,286.00 | |
| 1922083 | 2213412 | 11/22/2021 | 270 | 1,192.75 | |
| 1922103 | 2213445 | 11/22/2021 | 270 | 869.43 | |
| 1922070 | 2213395 | 11/22/2021 | 270 | 850.00 | |
| 1922071 | 2213396 | 11/22/2021 | 270 | 839.66 | |
| 1922056 | 2213381 | 11/22/2021 | 270 | 677.75 | |
| 1922098 | 2213433 | 11/22/2021 | 270 | 477.00 | |
| 1922111 | 2213453 | 11/22/2021 | 270 | 301.98 | |
| 1922099 | 2213435 | 11/22/2021 | 270 | 280.00 | |
| 1922067 | 2213392 | 11/22/2021 | 270 | 250.00 | |
| 1922079 | 2213404 | 11/22/2021 | 270 | 241.88 | |
| 1922104 | 2213446 | 11/22/2021 | 270 | 200.00 | |
| 1922068 | 2213393 | 11/22/2021 | 270 | 150.00 | |
| 1922069 | 2213394 | 11/22/2021 | 270 | 105.00 | |
| 1922066 | 2213391 | 11/22/2021 | 270 | 100.00 | |
| 1922112 | 2213454 | 11/22/2021 | 270 | 7.40 | |
| 1922020 | 8009852 EFT REV 1 | 11/22/2021 | 270 | | 142,481.34 |
| 1922030 | 222701115 | 11/22/2021 | 270 | | 34,502,987.85 |
| 1922032 | 222701111 | 11/22/2021 | 270 | | 38,207,257.28 |
| 1922036 | 222701106 | 11/22/2021 | 270 | | 12,116.00 |
| 1922037 | 222701108 | 11/22/2021 | 270 | | 7,257,249.06 |
| 1922040 | 222701114 | 11/22/2021 | 270 | | 110.00 |
| 1922053 | 222701120 | 11/22/2021 | 270 | | 236,000,000.00 |
| 1922641 | 222701101 | 11/23/2021 | 270 | 147,223,351.53 | |
| 1922513 | 222701104 | 11/23/2021 | 270 | 144,000,000.00 | |
| 1922632 | 222701117 | 11/23/2021 | 270 | 31,763,266.34 | |
| 1922519 | 2213534 | 11/23/2021 | 270 | 6,100,000.00 | |
| 1922516 | 222701107 | 11/23/2021 | 270 | 5,000,000.00 | |
| 1922512 | 222701103 | 11/23/2021 | 270 | 3,588,493.33 | |
| 1922515 | 222701106 | 11/23/2021 | 270 | 3,013,860.00 | |
| 1922588 | 2213616 | 11/23/2021 | 270 | 2,506,856.80 | |
| 1922535 | 2213550 | 11/23/2021 | 270 | 1,943,337.17 | |
| 1922523 | 2213538 | 11/23/2021 | 270 | 1,783,943.90 | |
| 1922620 | 2213652 | 11/23/2021 | 270 | 1,615,926.59 | |

Run Date: 12/30/2021
Run Time: 2:44:16PM

Demand Account Activity

Start Date: 7/1/2021 End Date: 12/31/2021

Page: 140
User: 0

| Jnl. Entry | Ref # | Trx. Date | Ledger | Debit Amount | Credit Amount |
|------------|-----------|------------|--------|--------------|---------------|
| 1922542 | 2213562 | 11/23/2021 | 270 | 355,376.45 | |
| 1922529 | 2213544 | 11/23/2021 | 270 | 157,314.57 | |
| 1922543 | 2213564 | 11/23/2021 | 270 | 140,000.00 | |
| 1922521 | 2213536 | 11/23/2021 | 270 | 135,433.60 | |
| 1922518 | 2213533 | 11/23/2021 | 270 | 115,366.70 | |
| 1922544 | 2213565 | 11/23/2021 | 270 | 98,600.00 | |
| 1922621 | 2213654 | 11/23/2021 | 270 | 78,208.29 | |
| 1922613 | 2213645 | 11/23/2021 | 270 | 68,211.67 | |
| 1922577 | 2213603 | 11/23/2021 | 270 | 66,993.53 | |
| 1922522 | 2213537 | 11/23/2021 | 270 | 56,410.91 | |
| 1922532 | 2213547 | 11/23/2021 | 270 | 53,266.18 | |
| 1922614 | 2213646 | 11/23/2021 | 270 | 52,286.08 | |
| 1922520 | 2213535 | 11/23/2021 | 270 | 47,860.36 | |
| 1922642 | 222701103 | 11/23/2021 | 270 | 39,736.65 | |
| 1922562 | 2213588 | 11/23/2021 | 270 | 39,407.00 | |
| 1922575 | 2213601 | 11/23/2021 | 270 | 27,000.00 | |
| 1922615 | 2213647 | 11/23/2021 | 270 | 23,583.19 | |
| 1922531 | 2213546 | 11/23/2021 | 270 | 19,014.40 | |
| 1922580 | 2213608 | 11/23/2021 | 270 | 16,540.84 | |
| 1922560 | 2213586 | 11/23/2021 | 270 | 12,946.00 | |
| 1922578 | 2213606 | 11/23/2021 | 270 | 12,561.00 | |
| 1922561 | 2213587 | 11/23/2021 | 270 | 11,624.00 | |
| 1922526 | 2213541 | 11/23/2021 | 270 | 9,753.37 | |
| 1922616 | 2213648 | 11/23/2021 | 270 | 6,697.89 | |
| 1922610 | 2213642 | 11/23/2021 | 270 | 6,529.25 | |
| 1922579 | 2213607 | 11/23/2021 | 270 | 5,219.68 | |
| 1922533 | 2213548 | 11/23/2021 | 270 | 5,080.77 | |
| 1922630 | 222701115 | 11/23/2021 | 270 | 5,039.21 | |
| 1922534 | 2213549 | 11/23/2021 | 270 | 4,845.41 | |
| 1922626 | 222701112 | 11/23/2021 | 270 | 4,143.51 | |
| 1922593 | 2213621 | 11/23/2021 | 270 | 3,722.40 | |
| 1922568 | 2213594 | 11/23/2021 | 270 | 3,666.66 | |
| 1922569 | 2213595 | 11/23/2021 | 270 | 3,583.44 | |
| 1922538 | 2213555 | 11/23/2021 | 270 | 3,265.00 | |
| 1922525 | 2213540 | 11/23/2021 | 270 | 1,884.55 | |
| 1922565 | 2213591 | 11/23/2021 | 270 | 1,880.00 | |
| 1922572 | 2213598 | 11/23/2021 | 270 | 1,824.00 | |
| 1922541 | 2213561 | 11/23/2021 | 270 | 1,690.00 | |
| 1922537 | 2213554 | 11/23/2021 | 270 | 1,610.00 | |
| 1922539 | 2213557 | 11/23/2021 | 270 | 1,420.00 | |
| 1922540 | 2213559 | 11/23/2021 | 270 | 1,363.50 | |
| 1922564 | 2213590 | 11/23/2021 | 270 | 1,170.00 | |
| 1922524 | 2213539 | 11/23/2021 | 270 | 1,054.85 | |
| 1922574 | 2213600 | 11/23/2021 | 270 | 804.00 | |
| 1922527 | 2213542 | 11/23/2021 | 270 | 613.32 | |
| 1922573 | 2213599 | 11/23/2021 | 270 | 585.60 | |
| 1922517 | 2213532 | 11/23/2021 | 270 | 533.90 | |
| 1922559 | 2213585 | 11/23/2021 | 270 | 475.00 | |
| 1922567 | 2213593 | 11/23/2021 | 270 | 350.00 | |
| 1922566 | 2213592 | 11/23/2021 | 270 | 300.00 | |
| 1922536 | 2213551 | 11/23/2021 | 270 | 140.00 | |
| 1922617 | 2213649 | 11/23/2021 | 270 | 102.30 | |
| 1922571 | 2213597 | 11/23/2021 | 270 | 85.00 | |
| 1922563 | 2213589 | 11/23/2021 | 270 | 56.25 | |
| 1922570 | 2213596 | 11/23/2021 | 270 | 52.50 | |
| 1922530 | 2213545 | 11/23/2021 | 270 | 33.55 | |

Run Date: 12/30/2021
 Run Time: 2:44:16PM

Demand Account Activity

Start Date: 7/1/2021 End Date: 12/31/2021

Page: 141
 User: 0

| Jnl. Entry | Ref # | Trx. Date | Ledger | Debit Amount | Credit Amount |
|------------|---------------------|------------|--------|----------------|----------------|
| 1922528 | 2213543 | 11/23/2021 | 270 | 9.33 | |
| 1922508 | 8009853 EFT REV 1 | 11/23/2021 | 270 | | 14,524.39 |
| 1922514 | 222701105 | 11/23/2021 | 270 | | 270,741,479.08 |
| 1922628 | 2227011130 | 11/23/2021 | 270 | | 14,943,961.83 |
| 1922629 | 222701114 | 11/23/2021 | 270 | | 10.00 |
| 1922631 | 222701116 | 11/23/2021 | 270 | | 64,451,449.83 |
| 1922643 | Back Out Journal Er | 11/23/2021 | 270 | | 4,143.51 |
| 1922644 | 222701112 | 11/23/2021 | 270 | | 4,143.51 |
| 1922974 | 222701111 | 11/24/2021 | 270 | 302,302,340.27 | |
| 1923126 | Back Out Journal Er | 11/24/2021 | 270 | 122,000,000.00 | |
| 1922970 | 222701101EFT AIRS | 11/24/2021 | 270 | 93,263,653.06 | |
| 1923027 | 2213698 | 11/24/2021 | 270 | 53,329,783.84 | |
| 1922988 | 2213655 | 11/24/2021 | 270 | 21,131,249.42 | |
| 1923122 | 222701130 | 11/24/2021 | 270 | 5,694,564.81 | |
| 1922980 | 222701109 | 11/24/2021 | 270 | 5,000,000.00 | |
| 1922985 | 222701115 | 11/24/2021 | 270 | 996,197.54 | |
| 1923021 | 2213692 | 11/24/2021 | 270 | 681,628.53 | |
| 1923106 | 2213809 | 11/24/2021 | 270 | 284,940.25 | |
| 1923083 | 2213782 | 11/24/2021 | 270 | 255,911.28 | |
| 1923071 | 2213769 | 11/24/2021 | 270 | 254,704.92 | |
| 1923020 | 2213691 | 11/24/2021 | 270 | 205,220.00 | |
| 1923036 | 2213709 | 11/24/2021 | 270 | 195,965.05 | |
| 1923005 | 2213672 | 11/24/2021 | 270 | 169,807.72 | |
| 1923104 | 2213806 | 11/24/2021 | 270 | 158,353.61 | |
| 1923006 | 2213676 | 11/24/2021 | 270 | 148,897.93 | |
| 1923023 | 2213694 | 11/24/2021 | 270 | 104,707.29 | |
| 1923039 | 2213721 | 11/24/2021 | 270 | 102,742.30 | |
| 1923032 | 2213703 | 11/24/2021 | 270 | 94,337.85 | |
| 1923007 | 2213678 | 11/24/2021 | 270 | 65,338.54 | |
| 1923001 | 2213668 | 11/24/2021 | 270 | 60,551.58 | |
| 1923072 | 2213770 | 11/24/2021 | 270 | 52,802.63 | |
| 1923028 | 2213699 | 11/24/2021 | 270 | 52,353.78 | |
| 1923040 | 2213722 | 11/24/2021 | 270 | 40,120.00 | |
| 1923105 | 2213807 | 11/24/2021 | 270 | 36,259.00 | |
| 1923002 | 2213669 | 11/24/2021 | 270 | 33,935.48 | |
| 1923102 | 2213802 | 11/24/2021 | 270 | 33,365.00 | |
| 1923081 | 2213780 | 11/24/2021 | 270 | 30,130.00 | |
| 1923022 | 2213693 | 11/24/2021 | 270 | 28,214.60 | |
| 1923038 | 2213720 | 11/24/2021 | 270 | 26,536.06 | |
| 1922997 | 2213664 | 11/24/2021 | 270 | 23,698.00 | |
| 1922993 | 2213660 | 11/24/2021 | 270 | 22,390.72 | |
| 1923033 | 2213704 | 11/24/2021 | 270 | 14,808.45 | |
| 1923084 | 2213783 | 11/24/2021 | 270 | 14,331.69 | |
| 1923025 | 2213696 | 11/24/2021 | 270 | 11,147.45 | |
| 1923101 | 2213801 | 11/24/2021 | 270 | 10,822.54 | |
| 1923031 | 2213702 | 11/24/2021 | 270 | 10,775.99 | |
| 1923086 | 2213785 | 11/24/2021 | 270 | 9,730.13 | |
| 1923076 | 2213774 | 11/24/2021 | 270 | 9,542.14 | |
| 1923024 | 2213695 | 11/24/2021 | 270 | 8,226.79 | |
| 1923100 | 2213800 | 11/24/2021 | 270 | 7,327.63 | |
| 1922990 | 2213657 | 11/24/2021 | 270 | 7,219.00 | |
| 1923082 | 2213781 | 11/24/2021 | 270 | 6,970.00 | |
| 1923079 | 2213778 | 11/24/2021 | 270 | 6,760.00 | |
| 1923037 | 2213710 | 11/24/2021 | 270 | 6,217.75 | |
| 1922986 | 222701116 | 11/24/2021 | 270 | 5,922.00 | |
| 1923077 | 2213775 | 11/24/2021 | 270 | 5,867.13 | |

Run Date: 12/30/2021
 Run Time: 2:44:16PM

Demand Account Activity

Start Date: 7/1/2021 End Date: 12/31/2021

Page: 142
 User: 0

| Jnl. Entry | Ref # | Trx. Date | Ledger | Debit Amount | Credit Amount |
|------------|----------------------|------------|--------|----------------|----------------|
| 1922971 | 222701102IRPCCAI | 11/24/2021 | 270 | 5,864.28 | |
| 1922972 | 222701102IRPCC A | 11/24/2021 | 270 | 5,864.28 | |
| 1923080 | 2213779 | 11/24/2021 | 270 | 5,625.00 | |
| 1923078 | 2213777 | 11/24/2021 | 270 | 5,550.00 | |
| 1922994 | 2213661 | 11/24/2021 | 270 | 5,475.92 | |
| 1922989 | 2213656 | 11/24/2021 | 270 | 5,068.00 | |
| 1923029 | 2213700 | 11/24/2021 | 270 | 3,836.22 | |
| 1923085 | 2213784 | 11/24/2021 | 270 | 3,555.38 | |
| 1923099 | 2213799 | 11/24/2021 | 270 | 3,480.03 | |
| 1923098 | 2213798 | 11/24/2021 | 270 | 3,170.60 | |
| 1923013 | 2213684 | 11/24/2021 | 270 | 2,591.85 | |
| 1923000 | 2213667 | 11/24/2021 | 270 | 2,240.02 | |
| 1923016 | 2213687 | 11/24/2021 | 270 | 2,240.00 | |
| 1923012 | 2213683 | 11/24/2021 | 270 | 1,720.00 | |
| 1923103 | 2213804 | 11/24/2021 | 270 | 1,433.00 | |
| 1923011 | 2213682 | 11/24/2021 | 270 | 1,352.00 | |
| 1922973 | 222701103ABC LIC | 11/24/2021 | 270 | 1,100.00 | |
| 1923009 | 2213680 | 11/24/2021 | 270 | 938.00 | |
| 1923030 | 2213701 | 11/24/2021 | 270 | 895.78 | |
| 1923004 | 2213671 | 11/24/2021 | 270 | 678.75 | |
| 1922996 | 2213663 | 11/24/2021 | 270 | 585.00 | |
| 1923003 | 2213670 | 11/24/2021 | 270 | 575.70 | |
| 1923010 | 2213681 | 11/24/2021 | 270 | 538.00 | |
| 1923035 | 2213706 | 11/24/2021 | 270 | 517.02 | |
| 1923087 | 2213786 | 11/24/2021 | 270 | 504.00 | |
| 1922978 | 222701107 | 11/24/2021 | 270 | 431.00 | |
| 1922998 | 2213665 | 11/24/2021 | 270 | 350.00 | |
| 1923008 | 2213679 | 11/24/2021 | 270 | 345.00 | |
| 1923014 | 2213685 | 11/24/2021 | 270 | 304.68 | |
| 1922999 | 2213666 | 11/24/2021 | 270 | 287.00 | |
| 1922992 | 2213659 | 11/24/2021 | 270 | 216.66 | |
| 1922991 | 2213658 | 11/24/2021 | 270 | 140.92 | |
| 1923015 | 2213686 | 11/24/2021 | 270 | 98.25 | |
| 1923124 | 222701140 | 11/24/2021 | 270 | 45.23 | |
| 1922995 | 2213662 | 11/24/2021 | 270 | 34.10 | |
| 1923034 | 2213705 | 11/24/2021 | 270 | 24.89 | |
| 1923026 | 2213697 | 11/24/2021 | 270 | 13.78 | |
| 1922935 | 8009856 EFT REV 1 | 11/24/2021 | 270 | | 32,284.92 |
| 1922975 | 222701104 | 11/24/2021 | 270 | | 21,131,249.42 |
| 1922981 | 222701110 | 11/24/2021 | 270 | | 50,111,085.96 |
| 1922982 | 222701112 | 11/24/2021 | 270 | | 250.00 |
| 1922983 | 222701113 | 11/24/2021 | 270 | | 6,463,989.31 |
| 1922987 | 222701117 | 11/24/2021 | 270 | | 279,747,256.86 |
| 1923121 | Back Out Journal Er | 11/24/2021 | 270 | | 5,864.28 |
| 1923123 | 222701131 | 11/24/2021 | 270 | | 122,000,000.00 |
| 1923127 | Correct Journal Entr | 11/24/2021 | 270 | | 128,000,000.00 |
| 1923435 | 2781101 | 11/29/2021 | 270 | 200,000,000.00 | |
| 1923426 | 3981102 | 11/29/2021 | 270 | 121,071,535.86 | |
| 1923402 | 2701107 AIRS TAX | 11/29/2021 | 270 | 43,167,068.77 | |
| 1923513 | 2213950 | 11/29/2021 | 270 | 11,712,723.33 | |
| 1923418 | 3001102 | 11/29/2021 | 270 | 11,000,000.00 | |
| 1923414 | 2741101 | 11/29/2021 | 270 | 6,417,000.00 | |
| 1923461 | 2213857 | 11/29/2021 | 270 | 6,270,472.42 | |
| 1923454 | 2213849 | 11/29/2021 | 270 | 3,832,385.24 | |
| 1923412 | 2751101 | 11/29/2021 | 270 | 2,980,986.02 | |
| 1923471 | 2213869 | 11/29/2021 | 270 | 2,838,669.92 | |

Run Date: 12/30/2021
 Run Time: 2:44:16PM

Demand Account Activity

Start Date: 7/1/2021 End Date: 12/31/2021

Page: 143
 User: 0

| Jnl. Entry | Ref # | Trx. Date | Ledger | Debit Amount | Credit Amount |
|------------|-------------------|------------|--------|--------------|---------------|
| 1923470 | 2213868 | 11/29/2021 | 270 | 1,242,256.97 | |
| 1923515 | 0811101 | 11/29/2021 | 270 | 781,179.79 | |
| 1923512 | 2213949 | 11/29/2021 | 270 | 400,000.96 | |
| 1923486 | 2213886 | 11/29/2021 | 270 | 400,000.00 | |
| 1923403 | 2701108 AIRS TAX | 11/29/2021 | 270 | 323,451.90 | |
| 1923506 | 2213932 | 11/29/2021 | 270 | 222,400.00 | |
| 1923469 | 2213867 | 11/29/2021 | 270 | 199,803.89 | |
| 1923423 | 3981101 | 11/29/2021 | 270 | 176,784.64 | |
| 1923468 | 2213866 | 11/29/2021 | 270 | 126,276.14 | |
| 1923456 | 2213851 | 11/29/2021 | 270 | 116,824.82 | |
| 1923473 | 2213871 | 11/29/2021 | 270 | 89,921.26 | |
| 1923475 | 2213874 | 11/29/2021 | 270 | 85,467.24 | |
| 1923449 | 2213844 | 11/29/2021 | 270 | 77,112.08 | |
| 1923459 | 2213855 | 11/29/2021 | 270 | 73,718.81 | |
| 1923453 | 2213848 | 11/29/2021 | 270 | 66,494.28 | |
| 1923458 | 2213853 | 11/29/2021 | 270 | 65,827.18 | |
| 1923439 | 2213825 | 11/29/2021 | 270 | 52,316.68 | |
| 1923440 | 2213826 | 11/29/2021 | 270 | 37,900.00 | |
| 1923476 | 2213875 | 11/29/2021 | 270 | 37,510.12 | |
| 1923478 | 2213877 | 11/29/2021 | 270 | 35,240.15 | |
| 1923467 | 2213865 | 11/29/2021 | 270 | 26,723.10 | |
| 1923407 | 2701101 | 11/29/2021 | 270 | 24,368.50 | |
| 1923466 | 2213864 | 11/29/2021 | 270 | 24,230.25 | |
| 1923465 | 2213863 | 11/29/2021 | 270 | 21,602.98 | |
| 1923405 | 2701110 AIRS DSM' | 11/29/2021 | 270 | 17,401.29 | |
| 1923442 | 2213833 | 11/29/2021 | 270 | 16,386.00 | |
| 1923492 | 2213892 | 11/29/2021 | 270 | 16,126.87 | |
| 1923489 | 2213889 | 11/29/2021 | 270 | 13,874.00 | |
| 1923457 | 2213852 | 11/29/2021 | 270 | 13,688.00 | |
| 1923493 | 2213893 | 11/29/2021 | 270 | 12,665.00 | |
| 1923477 | 2213876 | 11/29/2021 | 270 | 12,274.00 | |
| 1923488 | 2213888 | 11/29/2021 | 270 | 7,031.50 | |
| 1923441 | 2213827 | 11/29/2021 | 270 | 5,800.93 | |
| 1923514 | 2213951 | 11/29/2021 | 270 | 5,606.43 | |
| 1923487 | 2213887 | 11/29/2021 | 270 | 5,567.80 | |
| 1923404 | 2701109 AIRS DSM' | 11/29/2021 | 270 | 5,547.98 | |
| 1923447 | 2213840 | 11/29/2021 | 270 | 5,212.75 | |
| 1923448 | 2213842 | 11/29/2021 | 270 | 4,105.00 | |
| 1923450 | 2213845 | 11/29/2021 | 270 | 3,857.00 | |
| 1923446 | 2213839 | 11/29/2021 | 270 | 3,380.00 | |
| 1923511 | 2213947 | 11/29/2021 | 270 | 3,372.90 | |
| 1923455 | 2213850 | 11/29/2021 | 270 | 3,113.36 | |
| 1923510 | 2213945 | 11/29/2021 | 270 | 2,530.00 | |
| 1923499 | 2213900 | 11/29/2021 | 270 | 2,110.00 | |
| 1923464 | 2213862 | 11/29/2021 | 270 | 1,647.37 | |
| 1923495 | 2213895 | 11/29/2021 | 270 | 1,200.00 | |
| 1923491 | 2213891 | 11/29/2021 | 270 | 1,100.00 | |
| 1923490 | 2213890 | 11/29/2021 | 270 | 885.00 | |
| 1923507 | 2213939 | 11/29/2021 | 270 | 700.00 | |
| 1923474 | 2213872 | 11/29/2021 | 270 | 653.00 | |
| 1923451 | 2213846 | 11/29/2021 | 270 | 530.00 | |
| 1923509 | 2213943 | 11/29/2021 | 270 | 505.00 | |
| 1923485 | 2213885 | 11/29/2021 | 270 | 376.25 | |
| 1923406 | 2701111 AIRS DSM' | 11/29/2021 | 270 | 350.00 | |
| 1923494 | 2213894 | 11/29/2021 | 270 | 176.50 | |
| 1923460 | 2213856 | 11/29/2021 | 270 | 121.97 | |

Run Date: 12/30/2021
 Run Time: 2:44:16PM

Demand Account Activity

Start Date: 7/1/2021 End Date: 12/31/2021

Page: 144
 User: 0

| Jnl. Entry | Ref # | Trx. Date | Ledger | Debit Amount | Credit Amount |
|------------|-------------------|------------|--------|---------------|----------------|
| 1923452 | 2213847 | 11/29/2021 | 270 | 63.75 | |
| 1923444 | 2213835 | 11/29/2021 | 270 | 60.00 | |
| 1923445 | 2213836 | 11/29/2021 | 270 | 60.00 | |
| 1923508 | 2213940 | 11/29/2021 | 270 | 60.00 | |
| 1923434 | 0801101 | 11/29/2021 | 270 | 40.00 | |
| 1923463 | 2213861 | 11/29/2021 | 270 | 6.16 | |
| 1923462 | 2213860 | 11/29/2021 | 270 | 5.36 | |
| 1923437 | DFA EFT REV 11/29 | 11/29/2021 | 270 | | 61,715.66 |
| 1923409 | 2701102 | 11/29/2021 | 270 | | 4,362,505.58 |
| 1923416 | 2701103 | 11/29/2021 | 270 | | 194,828,368.27 |
| 1923422 | 2701104 | 11/29/2021 | 270 | | 2,585.00 |
| 1923516 | 2701101 | 11/29/2021 | 270 | | 13,016,667.46 |
| 1923517 | 2701101 | 11/29/2021 | 270 | | 202,000,000.00 |
| 1923602 | 2701107 AIRS TAX | 11/30/2021 | 270 | 74,743,977.58 | |
| 1923994 | 2781101 | 11/30/2021 | 270 | 68,000,000.00 | |
| 1923993 | 0811101 | 11/30/2021 | 270 | 13,131,982.59 | |
| 1923608 | 3001105 | 11/30/2021 | 270 | 11,000,000.00 | |
| 1923880 | 2213986 | 11/30/2021 | 270 | 5,661,391.75 | |
| 1923874 | 2213975 | 11/30/2021 | 270 | 2,512,000.43 | |
| 1923873 | 2213974 | 11/30/2021 | 270 | 1,878,500.80 | |
| 1923584 | 4721101 | 11/30/2021 | 270 | 1,540,698.61 | |
| 1923891 | 2213997 | 11/30/2021 | 270 | 767,000.00 | |
| 1923879 | 2213982 | 11/30/2021 | 270 | 716,896.14 | |
| 1923883 | 2213989 | 11/30/2021 | 270 | 630,759.32 | |
| 1923943 | 2214069 | 11/30/2021 | 270 | 576,094.25 | |
| 1923868 | 2213966 | 11/30/2021 | 270 | 476,553.20 | |
| 1923573 | 2741101 | 11/30/2021 | 270 | 407,918.61 | |
| 1923922 | 2214048 | 11/30/2021 | 270 | 300,000.00 | |
| 1923923 | 2214049 | 11/30/2021 | 270 | 277,457.63 | |
| 1923941 | 2214067 | 11/30/2021 | 270 | 205,189.50 | |
| 1923875 | 2213978 | 11/30/2021 | 270 | 157,952.64 | |
| 1923894 | 2214002 | 11/30/2021 | 270 | 146,829.11 | |
| 1923605 | 2701110 AIRS DSM' | 11/30/2021 | 270 | 146,230.56 | |
| 1923899 | 2214007 | 11/30/2021 | 270 | 140,298.35 | |
| 1923924 | 2214050 | 11/30/2021 | 270 | 129,628.60 | |
| 1923914 | 2214025 | 11/30/2021 | 270 | 113,353.00 | |
| 1923892 | 2213998 | 11/30/2021 | 270 | 102,254.40 | |
| 1923861 | 2213958 | 11/30/2021 | 270 | 87,630.72 | |
| 1923857 | 2213954 | 11/30/2021 | 270 | 74,448.90 | |
| 1923876 | 2213979 | 11/30/2021 | 270 | 70,180.90 | |
| 1923895 | 2214003 | 11/30/2021 | 270 | 62,082.36 | |
| 1923896 | 2214004 | 11/30/2021 | 270 | 58,845.29 | |
| 1923958 | 2214086 | 11/30/2021 | 270 | 49,500.00 | |
| 1923878 | 2213981 | 11/30/2021 | 270 | 36,367.09 | |
| 1923957 | 2214085 | 11/30/2021 | 270 | 32,594.91 | |
| 1923920 | 2214046 | 11/30/2021 | 270 | 30,717.50 | |
| 1923905 | 2214015 | 11/30/2021 | 270 | 28,994.76 | |
| 1923893 | 2214001 | 11/30/2021 | 270 | 27,773.74 | |
| 1923603 | 2701108 AIRS TAX | 11/30/2021 | 270 | 22,702.27 | |
| 1923856 | 2213953 | 11/30/2021 | 270 | 22,280.00 | |
| 1923858 | 2213955 | 11/30/2021 | 270 | 20,721.50 | |
| 1923956 | 2214084 | 11/30/2021 | 270 | 20,120.00 | |
| 1923872 | 2213973 | 11/30/2021 | 270 | 16,452.80 | |
| 1923882 | 2213988 | 11/30/2021 | 270 | 15,034.96 | |
| 1923897 | 2214005 | 11/30/2021 | 270 | 14,777.63 | |
| 1923571 | 2701101 | 11/30/2021 | 270 | 14,603.00 | |

Run Date: 12/30/2021
 Run Time: 2:44:16PM

Demand Account Activity

Page: 145
 User: 0

Start Date: 7/1/2021 End Date: 12/31/2021

| Jnl. Entry | Ref # | Trx. Date | Ledger | Debit Amount | Credit Amount |
|------------|-------------------|------------|--------|----------------|----------------|
| 1923925 | 2214051 | 11/30/2021 | 270 | 13,290.62 | |
| 1923910 | 2214020 | 11/30/2021 | 270 | 12,792.00 | |
| 1923908 | 2214018 | 11/30/2021 | 270 | 12,700.75 | |
| 1923903 | 2214012 | 11/30/2021 | 270 | 12,366.19 | |
| 1923921 | 2214047 | 11/30/2021 | 270 | 11,931.10 | |
| 1923962 | 2214090 | 11/30/2021 | 270 | 10,800.00 | |
| 1923915 | 2214029 | 11/30/2021 | 270 | 9,999.25 | |
| 1923961 | 2214089 | 11/30/2021 | 270 | 7,673.50 | |
| 1923918 | 2214043 | 11/30/2021 | 270 | 6,798.29 | |
| 1923953 | 2214081 | 11/30/2021 | 270 | 6,360.00 | |
| 1923912 | 2214022 | 11/30/2021 | 270 | 6,064.33 | |
| 1923607 | 2701112 AIRS DSM' | 11/30/2021 | 270 | 5,940.00 | |
| 1923940 | 2214066 | 11/30/2021 | 270 | 5,345.00 | |
| 1923954 | 2214082 | 11/30/2021 | 270 | 4,260.00 | |
| 1923833 | 3981101 | 11/30/2021 | 270 | 4,033.33 | |
| 1923870 | 2213969 | 11/30/2021 | 270 | 3,750.00 | |
| 1923919 | 2214045 | 11/30/2021 | 270 | 3,500.00 | |
| 1923955 | 2214083 | 11/30/2021 | 270 | 3,420.00 | |
| 1923884 | 2213990 | 11/30/2021 | 270 | 3,255.90 | |
| 1923942 | 2214068 | 11/30/2021 | 270 | 3,211.66 | |
| 1923932 | 2214058 | 11/30/2021 | 270 | 2,550.00 | |
| 1923871 | 2213972 | 11/30/2021 | 270 | 2,500.00 | |
| 1923877 | 2213980 | 11/30/2021 | 270 | 2,395.12 | |
| 1923933 | 2214059 | 11/30/2021 | 270 | 2,144.35 | |
| 1923945 | 2214073 | 11/30/2021 | 270 | 1,820.70 | |
| 1923604 | 2701109 AIRS DSM' | 11/30/2021 | 270 | 1,544.39 | |
| 1923886 | 2213992 | 11/30/2021 | 270 | 1,362.53 | |
| 1923959 | 2214087 | 11/30/2021 | 270 | 1,345.00 | |
| 1923926 | 2214052 | 11/30/2021 | 270 | 1,082.00 | |
| 1923930 | 2214056 | 11/30/2021 | 270 | 969.00 | |
| 1923917 | 2214042 | 11/30/2021 | 270 | 700.00 | |
| 1923929 | 2214055 | 11/30/2021 | 270 | 665.00 | |
| 1923928 | 2214054 | 11/30/2021 | 270 | 625.00 | |
| 1923606 | 2701111 AIRS DSM' | 11/30/2021 | 270 | 500.00 | |
| 1923927 | 2214053 | 11/30/2021 | 270 | 430.16 | |
| 1923898 | 2214006 | 11/30/2021 | 270 | 401.85 | |
| 1923890 | 2213996 | 11/30/2021 | 270 | 350.00 | |
| 1923885 | 2213991 | 11/30/2021 | 270 | 272.40 | |
| 1923934 | 2214060 | 11/30/2021 | 270 | 250.00 | |
| 1923888 | 2213994 | 11/30/2021 | 270 | 150.00 | |
| 1923931 | 2214057 | 11/30/2021 | 270 | 120.50 | |
| 1923889 | 2213995 | 11/30/2021 | 270 | 100.00 | |
| 1923960 | 2214088 | 11/30/2021 | 270 | 92.50 | |
| 1923887 | 2213993 | 11/30/2021 | 270 | 78.36 | |
| 1923881 | 2213987 | 11/30/2021 | 270 | 64.88 | |
| 1923944 | 2214071 | 11/30/2021 | 270 | 55.25 | |
| 1923916 | 2214041 | 11/30/2021 | 270 | 20.06 | |
| 1923572 | 2701102 | 11/30/2021 | 270 | | 14,251,490.96 |
| 1923574 | 2701103 | 11/30/2021 | 270 | | 15,986,633.47 |
| 1923575 | 2701104 | 11/30/2021 | 270 | | 150.00 |
| 1923577 | 2701105 | 11/30/2021 | 270 | | 27,685,505.85 |
| 1923579 | 2701106 | 11/30/2021 | 270 | | 126,060,108.00 |
| 1924394 | 2781201 | 12/1/2021 | 270 | 109,000,000.00 | |
| 1924359 | 2214195 | 12/1/2021 | 270 | 3,165,782.24 | |
| 1924372 | 2214217 | 12/1/2021 | 270 | 1,835,744.29 | |
| 1924305 | 2751201 | 12/1/2021 | 270 | 1,701,944.62 | |

Run Date: 12/30/2021
 Run Time: 2:44:16PM

Demand Account Activity

Start Date: 7/1/2021 End Date: 12/31/2021

Page: 146
 User: 0

| Jnl. Entry | Ref # | Trx. Date | Ledger | Debit Amount | Credit Amount |
|------------|---------|-----------|--------|----------------|---------------|
| 1924346 | 2214178 | 12/1/2021 | 270 | 1,154,107.81 | |
| 1924332 | 2214155 | 12/1/2021 | 270 | 1,131,622.00 | |
| 1924360 | 2214196 | 12/1/2021 | 270 | 949,410.51 | |
| 1924353 | 2214185 | 12/1/2021 | 270 | 793,826.95 | |
| 1924354 | 2214186 | 12/1/2021 | 270 | 752,566.93 | |
| 1924345 | 2214168 | 12/1/2021 | 270 | 675,046.91 | |
| 1924393 | 0811201 | 12/1/2021 | 270 | 518,233.76 | |
| 1924341 | 2214164 | 12/1/2021 | 270 | 368,020.07 | |
| 1924364 | 2214200 | 12/1/2021 | 270 | 147,571.08 | |
| 1924356 | 2214188 | 12/1/2021 | 270 | 78,967.98 | |
| 1924363 | 2214199 | 12/1/2021 | 270 | 56,936.00 | |
| 1924323 | 2214146 | 12/1/2021 | 270 | 50,000.00 | |
| 1924342 | 2214165 | 12/1/2021 | 270 | 40,806.42 | |
| 1924322 | 2214145 | 12/1/2021 | 270 | 39,137.59 | |
| 1924362 | 2214198 | 12/1/2021 | 270 | 25,671.35 | |
| 1924373 | 2214218 | 12/1/2021 | 270 | 25,000.00 | |
| 1924326 | 2214149 | 12/1/2021 | 270 | 22,264.02 | |
| 1924384 | 2214232 | 12/1/2021 | 270 | 21,363.00 | |
| 1924366 | 2214202 | 12/1/2021 | 270 | 20,901.32 | |
| 1924298 | 2701202 | 12/1/2021 | 270 | 17,916.99 | |
| 1924365 | 2214201 | 12/1/2021 | 270 | 17,409.43 | |
| 1924392 | 2214240 | 12/1/2021 | 270 | 15,181.72 | |
| 1924378 | 2214223 | 12/1/2021 | 270 | 10,561.00 | |
| 1924344 | 2214167 | 12/1/2021 | 270 | 8,242.89 | |
| 1924325 | 2214148 | 12/1/2021 | 270 | 6,480.00 | |
| 1924371 | 2214207 | 12/1/2021 | 270 | 6,262.75 | |
| 1924321 | 2214143 | 12/1/2021 | 270 | 6,194.61 | |
| 1924385 | 2214233 | 12/1/2021 | 270 | 6,030.00 | |
| 1924377 | 2214222 | 12/1/2021 | 270 | 5,855.00 | |
| 1924355 | 2214187 | 12/1/2021 | 270 | 5,794.78 | |
| 1924367 | 2214203 | 12/1/2021 | 270 | 5,720.00 | |
| 1924348 | 2214180 | 12/1/2021 | 270 | 4,380.71 | |
| 1924361 | 2214197 | 12/1/2021 | 270 | 2,995.44 | |
| 1924327 | 2214150 | 12/1/2021 | 270 | 2,841.09 | |
| 1924391 | 2214239 | 12/1/2021 | 270 | 2,224.25 | |
| 1924357 | 2214193 | 12/1/2021 | 270 | 2,223.45 | |
| 1924335 | 2214158 | 12/1/2021 | 270 | 1,798.20 | |
| 1924324 | 2214147 | 12/1/2021 | 270 | 1,783.10 | |
| 1924352 | 2214184 | 12/1/2021 | 270 | 1,702.02 | |
| 1924347 | 2214179 | 12/1/2021 | 270 | 1,433.30 | |
| 1924358 | 2214194 | 12/1/2021 | 270 | 1,030.00 | |
| 1924374 | 2214219 | 12/1/2021 | 270 | 983.50 | |
| 1924343 | 2214166 | 12/1/2021 | 270 | 848.41 | |
| 1924334 | 2214157 | 12/1/2021 | 270 | 481.19 | |
| 1924329 | 2214152 | 12/1/2021 | 270 | 282.57 | |
| 1924350 | 2214182 | 12/1/2021 | 270 | 173.39 | |
| 1924375 | 2214220 | 12/1/2021 | 270 | 172.02 | |
| 1924351 | 2214183 | 12/1/2021 | 270 | 170.09 | |
| 1924376 | 2214221 | 12/1/2021 | 270 | 154.50 | |
| 1924349 | 2214181 | 12/1/2021 | 270 | 14.77 | |
| 1924295 | 2701201 | 12/1/2021 | 270 | | 13,019,804.34 |
| 1924299 | 2701203 | 12/1/2021 | 270 | | 10,590,916.36 |
| 1924301 | 2701204 | 12/1/2021 | 270 | | 99,810,650.14 |
| 1925513 | 2214272 | 12/2/2021 | 270 | 327,631,897.29 | |
| 1925540 | 2214321 | 12/2/2021 | 270 | 19,723,371.46 | |
| 1925591 | 2781201 | 12/2/2021 | 270 | 12,000,000.00 | |

Run Date: 12/30/2021
 Run Time: 2:44:16PM

Demand Account Activity

Start Date: 7/1/2021 End Date: 12/31/2021

Page: 147
 User: 0

| Jnl. Entry | Ref # | Trx. Date | Ledger | Debit Amount | Credit Amount |
|------------|------------------|-----------|--------|--------------|---------------|
| 1925466 | 2701207 AIRS TAX | 12/2/2021 | 270 | 8,864,904.99 | |
| 1925471 | 3001202 | 12/2/2021 | 270 | 8,000,000.00 | |
| 1925502 | 2214258 | 12/2/2021 | 270 | 3,502,272.84 | |
| 1925516 | 2214276 | 12/2/2021 | 270 | 1,940,880.70 | |
| 1925590 | 0811201 | 12/2/2021 | 270 | 986,442.92 | |
| 1925521 | 2214281 | 12/2/2021 | 270 | 355,607.49 | |
| 1925534 | 2214315 | 12/2/2021 | 270 | 285,132.17 | |
| 1925538 | 2214319 | 12/2/2021 | 270 | 270,000.00 | |
| 1925547 | 2214328 | 12/2/2021 | 270 | 227,951.13 | |
| 1925499 | 2214255 | 12/2/2021 | 270 | 180,051.48 | |
| 1925511 | 2214267 | 12/2/2021 | 270 | 152,439.92 | |
| 1925500 | 2214256 | 12/2/2021 | 270 | 68,021.29 | |
| 1925517 | 2214277 | 12/2/2021 | 270 | 62,873.01 | |
| 1925467 | 2701208 AIRS DSM | 12/2/2021 | 270 | 56,910.75 | |
| 1925587 | 2214379 | 12/2/2021 | 270 | 45,415.82 | |
| 1925544 | 2214325 | 12/2/2021 | 270 | 40,002.50 | |
| 1925532 | 2214304 | 12/2/2021 | 270 | 32,331.20 | |
| 1925523 | 2214288 | 12/2/2021 | 270 | 31,460.81 | |
| 1925515 | 2214275 | 12/2/2021 | 270 | 29,349.05 | |
| 1925469 | 2701201 | 12/2/2021 | 270 | 26,263.76 | |
| 1925512 | 2214271 | 12/2/2021 | 270 | 23,766.66 | |
| 1925522 | 2214287 | 12/2/2021 | 270 | 19,058.34 | |
| 1925501 | 2214257 | 12/2/2021 | 270 | 16,840.26 | |
| 1925541 | 2214322 | 12/2/2021 | 270 | 14,046.82 | |
| 1925530 | 2214295 | 12/2/2021 | 270 | 12,990.00 | |
| 1925543 | 2214324 | 12/2/2021 | 270 | 12,611.00 | |
| 1925549 | 2214330 | 12/2/2021 | 270 | 11,053.28 | |
| 1925531 | 2214296 | 12/2/2021 | 270 | 8,797.00 | |
| 1925519 | 2214279 | 12/2/2021 | 270 | 8,038.18 | |
| 1925514 | 2214274 | 12/2/2021 | 270 | 6,742.19 | |
| 1925468 | 2701209 AIRS DSM | 12/2/2021 | 270 | 5,036.00 | |
| 1925498 | 2214254 | 12/2/2021 | 270 | 4,433.92 | |
| 1925529 | 2214294 | 12/2/2021 | 270 | 3,951.33 | |
| 1925518 | 2214278 | 12/2/2021 | 270 | 3,420.00 | |
| 1925497 | 2214253 | 12/2/2021 | 270 | 3,155.00 | |
| 1925563 | 2214344 | 12/2/2021 | 270 | 1,823.39 | |
| 1925505 | 2214261 | 12/2/2021 | 270 | 1,694.00 | |
| 1925510 | 2214266 | 12/2/2021 | 270 | 1,406.00 | |
| 1925520 | 2214280 | 12/2/2021 | 270 | 1,378.61 | |
| 1925545 | 2214326 | 12/2/2021 | 270 | 1,330.00 | |
| 1925524 | 2214289 | 12/2/2021 | 270 | 1,137.26 | |
| 1925508 | 2214264 | 12/2/2021 | 270 | 1,117.60 | |
| 1925548 | 2214329 | 12/2/2021 | 270 | 1,098.20 | |
| 1925509 | 2214265 | 12/2/2021 | 270 | 1,026.00 | |
| 1925528 | 2214293 | 12/2/2021 | 270 | 900.26 | |
| 1925562 | 2214343 | 12/2/2021 | 270 | 512.73 | |
| 1925527 | 2214292 | 12/2/2021 | 270 | 435.30 | |
| 1925493 | 2214249 | 12/2/2021 | 270 | 400.00 | |
| 1925542 | 2214323 | 12/2/2021 | 270 | 390.00 | |
| 1925504 | 2214260 | 12/2/2021 | 270 | 331.60 | |
| 1925495 | 2214251 | 12/2/2021 | 270 | 207.00 | |
| 1925526 | 2214291 | 12/2/2021 | 270 | 180.00 | |
| 1925546 | 2214327 | 12/2/2021 | 270 | 154.50 | |
| 1925503 | 2214259 | 12/2/2021 | 270 | 112.45 | |
| 1925494 | 2214250 | 12/2/2021 | 270 | 70.00 | |
| 1925496 | 2214252 | 12/2/2021 | 270 | 12.75 | |

Run Date: 12/30/2021
 Run Time: 2:44:16PM

Demand Account Activity

Start Date: 7/1/2021 End Date: 12/31/2021

Page: 148
 User: 0

| Jnl. Entry | Ref # | Trx. Date | Ledger | Debit Amount | Credit Amount |
|------------|-------------------|-----------|--------|----------------|----------------|
| 1925477 | 3981202 | 12/2/2021 | 270 | 0.45 | |
| 1925479 | DFA EFT REV 12/2/ | 12/2/2021 | 270 | | 235,956.72 |
| 1925470 | 2701202 | 12/2/2021 | 270 | | 3,572,967.32 |
| 1925472 | 2701203 | 12/2/2021 | 270 | | 14,827,397.88 |
| 1925473 | 2701204 | 12/2/2021 | 270 | | 125.00 |
| 1925475 | 2701205 | 12/2/2021 | 270 | | 3,405,195.81 |
| 1925481 | 2701206 | 12/2/2021 | 270 | | 362,265,079.69 |
| 1925965 | 2701201 | 12/3/2021 | 270 | 438,945,325.01 | |
| 1925958 | 2701207 AIRS TAX | 12/3/2021 | 270 | 10,825,143.93 | |
| 1926119 | 0811201 | 12/3/2021 | 270 | 9,585,753.44 | |
| 1926030 | 2214432 | 12/3/2021 | 270 | 5,617,217.85 | |
| 1926049 | 2214452 | 12/3/2021 | 270 | 2,308,912.83 | |
| 1925963 | 3001202 | 12/3/2021 | 270 | 2,000,000.00 | |
| 1926120 | 2781201 | 12/3/2021 | 270 | 2,000,000.00 | |
| 1926024 | 2214422 | 12/3/2021 | 270 | 919,686.16 | |
| 1926069 | 2214474 | 12/3/2021 | 270 | 557,510.20 | |
| 1925971 | 2741201 | 12/3/2021 | 270 | 261,755.96 | |
| 1926014 | 2214411 | 12/3/2021 | 270 | 255,887.34 | |
| 1925989 | 2214385 | 12/3/2021 | 270 | 204,229.03 | |
| 1926070 | 2214475 | 12/3/2021 | 270 | 165,064.50 | |
| 1925959 | 2701208 AIRS TAX | 12/3/2021 | 270 | 145,409.32 | |
| 1926035 | 2214437 | 12/3/2021 | 270 | 91,525.11 | |
| 1926008 | 2214405 | 12/3/2021 | 270 | 90,945.00 | |
| 1926077 | 2214487 | 12/3/2021 | 270 | 83,673.04 | |
| 1926094 | 2214507 | 12/3/2021 | 270 | 81,941.97 | |
| 1926007 | 2214404 | 12/3/2021 | 270 | 77,545.00 | |
| 1926027 | 2214429 | 12/3/2021 | 270 | 66,456.42 | |
| 1926005 | 2214402 | 12/3/2021 | 270 | 64,425.00 | |
| 1926089 | 2214502 | 12/3/2021 | 270 | 53,760.00 | |
| 1926036 | 2214438 | 12/3/2021 | 270 | 48,180.00 | |
| 1926021 | 2214419 | 12/3/2021 | 270 | 43,487.14 | |
| 1926045 | 2214448 | 12/3/2021 | 270 | 35,983.00 | |
| 1926033 | 2214435 | 12/3/2021 | 270 | 31,694.53 | |
| 1926019 | 2214417 | 12/3/2021 | 270 | 27,752.50 | |
| 1926037 | 2214439 | 12/3/2021 | 270 | 26,055.12 | |
| 1926071 | 2214477 | 12/3/2021 | 270 | 23,980.55 | |
| 1925966 | 2701202 | 12/3/2021 | 270 | 16,350.00 | |
| 1926022 | 2214420 | 12/3/2021 | 270 | 13,450.72 | |
| 1926090 | 2214503 | 12/3/2021 | 270 | 11,387.00 | |
| 1926091 | 2214504 | 12/3/2021 | 270 | 11,297.50 | |
| 1926018 | 2214416 | 12/3/2021 | 270 | 9,600.00 | |
| 1926066 | 2214471 | 12/3/2021 | 270 | 8,943.00 | |
| 1926000 | 2214397 | 12/3/2021 | 270 | 8,500.00 | |
| 1926003 | 2214400 | 12/3/2021 | 270 | 8,160.00 | |
| 1926017 | 2214415 | 12/3/2021 | 270 | 5,768.58 | |
| 1926015 | 2214412 | 12/3/2021 | 270 | 5,668.25 | |
| 1925960 | 2701209 AIRS DSM | 12/3/2021 | 270 | 5,511.33 | |
| 1926016 | 2214413 | 12/3/2021 | 270 | 5,400.00 | |
| 1926095 | 2214509 | 12/3/2021 | 270 | 5,306.38 | |
| 1926013 | 2214410 | 12/3/2021 | 270 | 4,950.64 | |
| 1926032 | 2214434 | 12/3/2021 | 270 | 4,689.65 | |
| 1926087 | 2214500 | 12/3/2021 | 270 | 4,510.00 | |
| 1926002 | 2214399 | 12/3/2021 | 270 | 4,500.00 | |
| 1926001 | 2214398 | 12/3/2021 | 270 | 4,250.00 | |
| 1926038 | 2214440 | 12/3/2021 | 270 | 3,842.13 | |
| 1926053 | 2214458 | 12/3/2021 | 270 | 3,830.00 | |

Run Date: 12/30/2021
 Run Time: 2:44:16PM

Demand Account Activity

Start Date: 7/1/2021 End Date: 12/31/2021

Page: 149
 User: 0

| Jnl. Entry | Ref # | Trx. Date | Ledger | Debit Amount | Credit Amount |
|------------|-------------------|-----------|--------|---------------|----------------|
| 1926072 | 2214479 | 12/3/2021 | 270 | 3,460.00 | |
| 1926073 | 2214480 | 12/3/2021 | 270 | 3,345.00 | |
| 1925961 | 2701210 AIRS DSM | 12/3/2021 | 270 | 3,170.82 | |
| 1926056 | 2214461 | 12/3/2021 | 270 | 2,320.00 | |
| 1926093 | 2214506 | 12/3/2021 | 270 | 2,195.00 | |
| 1926088 | 2214501 | 12/3/2021 | 270 | 1,875.00 | |
| 1925972 | 2751201 | 12/3/2021 | 270 | 1,417.00 | |
| 1926099 | 2214515 | 12/3/2021 | 270 | 1,375.00 | |
| 1926075 | 2214484 | 12/3/2021 | 270 | 1,212.00 | |
| 1926004 | 2214401 | 12/3/2021 | 270 | 939.68 | |
| 1926074 | 2214482 | 12/3/2021 | 270 | 746.50 | |
| 1925985 | 0801201 | 12/3/2021 | 270 | 693.40 | |
| 1926050 | 2214455 | 12/3/2021 | 270 | 650.00 | |
| 1926052 | 2214457 | 12/3/2021 | 270 | 625.00 | |
| 1926023 | 2214421 | 12/3/2021 | 270 | 622.07 | |
| 1926040 | 2214442 | 12/3/2021 | 270 | 440.00 | |
| 1926028 | 2214430 | 12/3/2021 | 270 | 414.89 | |
| 1926009 | 2214406 | 12/3/2021 | 270 | 400.00 | |
| 1926010 | 2214407 | 12/3/2021 | 270 | 400.00 | |
| 1926054 | 2214459 | 12/3/2021 | 270 | 375.00 | |
| 1926034 | 2214436 | 12/3/2021 | 270 | 342.15 | |
| 1926055 | 2214460 | 12/3/2021 | 270 | 325.00 | |
| 1926039 | 2214441 | 12/3/2021 | 270 | 300.00 | |
| 1926011 | 2214408 | 12/3/2021 | 270 | 272.81 | |
| 1926025 | 2214427 | 12/3/2021 | 270 | 217.99 | |
| 1926020 | 2214418 | 12/3/2021 | 270 | 215.59 | |
| 1926006 | 2214403 | 12/3/2021 | 270 | 200.00 | |
| 1926062 | 2214467 | 12/3/2021 | 270 | 200.00 | |
| 1926092 | 2214505 | 12/3/2021 | 270 | 176.25 | |
| 1926098 | 2214512 | 12/3/2021 | 270 | 140.00 | |
| 1926051 | 2214456 | 12/3/2021 | 270 | 100.00 | |
| 1926031 | 2214433 | 12/3/2021 | 270 | 68.85 | |
| 1926026 | 2214428 | 12/3/2021 | 270 | 51.22 | |
| 1926029 | 2214431 | 12/3/2021 | 270 | 49.99 | |
| 1926012 | 2214409 | 12/3/2021 | 270 | 43.52 | |
| 1925979 | DFA EFT REV 12/3/ | 12/3/2021 | 270 | | 2,660.42 |
| 1925967 | 2701203 | 12/3/2021 | 270 | | 300.00 |
| 1925968 | 2701204 | 12/3/2021 | 270 | | 1,998,912.22 |
| 1925969 | 2701205 | 12/3/2021 | 270 | | 5,523,883.15 |
| 1925970 | 2701206 | 12/3/2021 | 270 | | 467,329,496.40 |
| 1926480 | 222701231 | 12/6/2021 | 270 | 20,000,000.00 | |
| 1926475 | 222701201EFT AIRS | 12/6/2021 | 270 | 12,374,153.93 | |
| 1926393 | 2214594 | 12/6/2021 | 270 | 4,020,800.38 | |
| 1926479 | 222701230 | 12/6/2021 | 270 | 2,243,832.07 | |
| 1926463 | 222701208 | 12/6/2021 | 270 | 2,000,000.00 | |
| 1926395 | 2214596 | 12/6/2021 | 270 | 1,590,400.25 | |
| 1926409 | 2214613 | 12/6/2021 | 270 | 1,170,000.00 | |
| 1926445 | 2214674 | 12/6/2021 | 270 | 1,129,513.72 | |
| 1926383 | 2214584 | 12/6/2021 | 270 | 971,507.13 | |
| 1926459 | 2214696 | 12/6/2021 | 270 | 569,227.40 | |
| 1926392 | 2214593 | 12/6/2021 | 270 | 501,736.23 | |
| 1926423 | 2214627 | 12/6/2021 | 270 | 475,058.36 | |
| 1926376 | 2214572 | 12/6/2021 | 270 | 384,222.14 | |
| 1926360 | 2214550 | 12/6/2021 | 270 | 239,603.87 | |
| 1926369 | 2214560 | 12/6/2021 | 270 | 219,544.16 | |
| 1926446 | 2214675 | 12/6/2021 | 270 | 199,355.64 | |

Run Date: 12/30/2021
 Run Time: 2:44:16PM

Demand Account Activity

Start Date: 7/1/2021 End Date: 12/31/2021

Page: 150
 User: 0

| Jnl. Entry | Ref # | Trx. Date | Ledger | Debit Amount | Credit Amount |
|------------|------------------|-----------|--------|--------------|---------------|
| 1926478 | 222701204IRPCC A | 12/6/2021 | 270 | 190,542.40 | |
| 1926391 | 2214592 | 12/6/2021 | 270 | 121,329.64 | |
| 1926375 | 2214571 | 12/6/2021 | 270 | 110,837.45 | |
| 1926449 | 2214678 | 12/6/2021 | 270 | 67,590.81 | |
| 1926390 | 2214591 | 12/6/2021 | 270 | 39,873.75 | |
| 1926403 | 2214607 | 12/6/2021 | 270 | 35,439.94 | |
| 1926416 | 2214620 | 12/6/2021 | 270 | 33,712.42 | |
| 1926458 | 2214695 | 12/6/2021 | 270 | 32,676.15 | |
| 1926368 | 2214558 | 12/6/2021 | 270 | 31,696.46 | |
| 1926448 | 2214677 | 12/6/2021 | 270 | 22,043.25 | |
| 1926363 | 2214553 | 12/6/2021 | 270 | 21,946.40 | |
| 1926377 | 2214573 | 12/6/2021 | 270 | 21,677.01 | |
| 1926437 | 2214661 | 12/6/2021 | 270 | 21,053.53 | |
| 1926367 | 2214557 | 12/6/2021 | 270 | 20,905.75 | |
| 1926365 | 2214555 | 12/6/2021 | 270 | 19,750.45 | |
| 1926438 | 2214662 | 12/6/2021 | 270 | 19,576.00 | |
| 1926476 | 222701202CC AIRS | 12/6/2021 | 270 | 16,465.49 | |
| 1926447 | 2214676 | 12/6/2021 | 270 | 16,228.59 | |
| 1926462 | 222701207 | 12/6/2021 | 270 | 15,541.00 | |
| 1926405 | 2214609 | 12/6/2021 | 270 | 15,298.00 | |
| 1926406 | 2214610 | 12/6/2021 | 270 | 11,637.60 | |
| 1926366 | 2214556 | 12/6/2021 | 270 | 10,194.60 | |
| 1926394 | 2214595 | 12/6/2021 | 270 | 9,129.15 | |
| 1926389 | 2214590 | 12/6/2021 | 270 | 8,654.61 | |
| 1926364 | 2214554 | 12/6/2021 | 270 | 7,027.71 | |
| 1926477 | 222701203IFTA CC | 12/6/2021 | 270 | 3,677.29 | |
| 1926388 | 2214589 | 12/6/2021 | 270 | 3,564.19 | |
| 1926408 | 2214612 | 12/6/2021 | 270 | 3,015.00 | |
| 1926378 | 2214575 | 12/6/2021 | 270 | 3,000.00 | |
| 1926380 | 2214579 | 12/6/2021 | 270 | 2,840.00 | |
| 1926435 | 2214657 | 12/6/2021 | 270 | 2,835.00 | |
| 1926387 | 2214588 | 12/6/2021 | 270 | 2,635.32 | |
| 1926404 | 2214608 | 12/6/2021 | 270 | 2,235.00 | |
| 1926430 | 2214649 | 12/6/2021 | 270 | 2,025.85 | |
| 1926382 | 2214583 | 12/6/2021 | 270 | 1,943.00 | |
| 1926359 | 2214549 | 12/6/2021 | 270 | 1,500.00 | |
| 1926434 | 2214655 | 12/6/2021 | 270 | 1,451.75 | |
| 1926358 | 2214548 | 12/6/2021 | 270 | 1,425.00 | |
| 1926451 | 2214680 | 12/6/2021 | 270 | 1,324.00 | |
| 1926381 | 2214581 | 12/6/2021 | 270 | 1,172.00 | |
| 1926418 | 2214622 | 12/6/2021 | 270 | 1,025.00 | |
| 1926419 | 2214623 | 12/6/2021 | 270 | 772.00 | |
| 1926420 | 2214624 | 12/6/2021 | 270 | 696.00 | |
| 1926417 | 2214621 | 12/6/2021 | 270 | 676.00 | |
| 1926362 | 2214552 | 12/6/2021 | 270 | 632.55 | |
| 1926436 | 2214659 | 12/6/2021 | 270 | 580.00 | |
| 1926386 | 2214587 | 12/6/2021 | 270 | 500.00 | |
| 1926413 | 2214617 | 12/6/2021 | 270 | 450.00 | |
| 1926421 | 2214625 | 12/6/2021 | 270 | 395.00 | |
| 1926385 | 2214586 | 12/6/2021 | 270 | 387.69 | |
| 1926384 | 2214585 | 12/6/2021 | 270 | 355.40 | |
| 1926361 | 2214551 | 12/6/2021 | 270 | 292.16 | |
| 1926414 | 2214618 | 12/6/2021 | 270 | 274.31 | |
| 1926379 | 2214576 | 12/6/2021 | 270 | 260.00 | |
| 1926412 | 2214616 | 12/6/2021 | 270 | 200.00 | |
| 1926407 | 2214611 | 12/6/2021 | 270 | 176.25 | |

Run Date: 12/30/2021
 Run Time: 2:44:16PM

Demand Account Activity

Start Date: 7/1/2021 End Date: 12/31/2021

Page: 151
 User: 0

| Jnl. Entry | Ref # | Trx. Date | Ledger | Debit Amount | Credit Amount |
|------------|-------------------|-----------|--------|---------------|---------------|
| 1926357 | 2214547 | 12/6/2021 | 270 | 120.50 | |
| 1926433 | 2214652 | 12/6/2021 | 270 | 120.00 | |
| 1926450 | 2214679 | 12/6/2021 | 270 | 105.00 | |
| 1926410 | 2214614 | 12/6/2021 | 270 | 100.00 | |
| 1926411 | 2214615 | 12/6/2021 | 270 | 100.00 | |
| 1926422 | 2214626 | 12/6/2021 | 270 | 85.00 | |
| 1926355 | 8009871 EFT REV 1 | 12/6/2021 | 270 | | 26,379.10 |
| 1926356 | 8009869 ETICKET F | 12/6/2021 | 270 | | 3.89 |
| 1926464 | 222701209 | 12/6/2021 | 270 | | 9,987,741.68 |
| 1926465 | 222701210 | 12/6/2021 | 270 | | 1,272,723.48 |
| 1926466 | 122701211 | 12/6/2021 | 270 | | 23,748,884.56 |
| 1926467 | 122701212 | 12/6/2021 | 270 | | 13,870,597.17 |
| 1926468 | 122701213 | 12/6/2021 | 270 | | 150.00 |
| 1926735 | 222701232 | 12/7/2021 | 270 | 31,000,000.00 | |
| 1926850 | 2214836 | 12/7/2021 | 270 | 27,301,716.36 | |
| 1926712 | 222701204 | 12/7/2021 | 270 | 10,049,844.44 | |
| 1926732 | 222701201EFT AIRS | 12/7/2021 | 270 | 7,715,914.41 | |
| 1926788 | 2214760 | 12/7/2021 | 270 | 3,652,446.89 | |
| 1926713 | 222701205 | 12/7/2021 | 270 | 3,000,000.00 | |
| 1926767 | 2214730 | 12/7/2021 | 270 | 1,651,130.59 | |
| 1926741 | 2214702 | 12/7/2021 | 270 | 1,386,984.75 | |
| 1926810 | 2214783 | 12/7/2021 | 270 | 1,368,993.34 | |
| 1926859 | 2227011233 | 12/7/2021 | 270 | 804,934.72 | |
| 1926748 | 2214709 | 12/7/2021 | 270 | 620,835.55 | |
| 1926747 | 2214708 | 12/7/2021 | 270 | 539,881.42 | |
| 1926780 | 2214743 | 12/7/2021 | 270 | 508,649.23 | |
| 1926808 | 2214781 | 12/7/2021 | 270 | 416,000.00 | |
| 1926855 | 2214843 | 12/7/2021 | 270 | 398,954.81 | |
| 1926858 | 2214847 | 12/7/2021 | 270 | 348,790.42 | |
| 1926742 | 2214703 | 12/7/2021 | 270 | 238,922.12 | |
| 1926766 | 2214729 | 12/7/2021 | 270 | 233,677.98 | |
| 1926751 | 2214712 | 12/7/2021 | 270 | 186,067.92 | |
| 1926755 | 2214718 | 12/7/2021 | 270 | 178,353.70 | |
| 1926851 | 2214837 | 12/7/2021 | 270 | 126,738.45 | |
| 1926765 | 2214728 | 12/7/2021 | 270 | 113,872.69 | |
| 1926854 | 2214842 | 12/7/2021 | 270 | 101,900.00 | |
| 1926773 | 2214736 | 12/7/2021 | 270 | 82,221.00 | |
| 1926753 | 2214716 | 12/7/2021 | 270 | 80,826.79 | |
| 1926764 | 2214727 | 12/7/2021 | 270 | 79,012.80 | |
| 1926763 | 2214726 | 12/7/2021 | 270 | 77,829.56 | |
| 1926733 | 222701202IRPCC A | 12/7/2021 | 270 | 73,818.72 | |
| 1926787 | 2214759 | 12/7/2021 | 270 | 61,942.04 | |
| 1926739 | 2214700 | 12/7/2021 | 270 | 50,529.06 | |
| 1926778 | 2214741 | 12/7/2021 | 270 | 47,188.16 | |
| 1926736 | 2214697 | 12/7/2021 | 270 | 46,246.00 | |
| 1926849 | 2214835 | 12/7/2021 | 270 | 43,074.44 | |
| 1926746 | 2214707 | 12/7/2021 | 270 | 39,584.15 | |
| 1926744 | 2214705 | 12/7/2021 | 270 | 35,781.79 | |
| 1926852 | 2214840 | 12/7/2021 | 270 | 29,874.50 | |
| 1926809 | 2214782 | 12/7/2021 | 270 | 25,064.47 | |
| 1926844 | 2214830 | 12/7/2021 | 270 | 24,190.00 | |
| 1926724 | 122701210 | 12/7/2021 | 270 | 21,160.43 | |
| 1926749 | 2214710 | 12/7/2021 | 270 | 19,995.94 | |
| 1926845 | 2214831 | 12/7/2021 | 270 | 19,145.00 | |
| 1926745 | 2214706 | 12/7/2021 | 270 | 14,850.00 | |
| 1926743 | 2214704 | 12/7/2021 | 270 | 14,819.58 | |

Run Date: 12/30/2021
 Run Time: 2:44:16PM

Demand Account Activity

Start Date: 7/1/2021 End Date: 12/31/2021

Page: 152
 User: 0

| Jnl. Entry | Ref # | Trx. Date | Ledger | Debit Amount | Credit Amount |
|------------|---------------------|-----------|--------|--------------|---------------|
| 1926738 | 2214699 | 12/7/2021 | 270 | 13,913.77 | |
| 1926846 | 2214832 | 12/7/2021 | 270 | 8,790.00 | |
| 1926856 | 2214845 | 12/7/2021 | 270 | 8,437.74 | |
| 1926795 | 2214767 | 12/7/2021 | 270 | 6,510.00 | |
| 1926847 | 2214833 | 12/7/2021 | 270 | 6,405.00 | |
| 1926752 | 2214714 | 12/7/2021 | 270 | 6,152.85 | |
| 1926789 | 2214761 | 12/7/2021 | 270 | 5,396.03 | |
| 1926813 | 2214787 | 12/7/2021 | 270 | 5,375.00 | |
| 1926815 | 2214789 | 12/7/2021 | 270 | 4,745.00 | |
| 1926797 | 2214769 | 12/7/2021 | 270 | 4,040.00 | |
| 1926800 | 2214772 | 12/7/2021 | 270 | 3,648.24 | |
| 1926811 | 2214784 | 12/7/2021 | 270 | 3,610.99 | |
| 1926814 | 2214788 | 12/7/2021 | 270 | 3,555.00 | |
| 1926796 | 2214768 | 12/7/2021 | 270 | 3,479.00 | |
| 1926771 | 2214734 | 12/7/2021 | 270 | 2,802.61 | |
| 1926754 | 2214717 | 12/7/2021 | 270 | 2,455.00 | |
| 1926762 | 2214725 | 12/7/2021 | 270 | 2,380.00 | |
| 1926799 | 2214771 | 12/7/2021 | 270 | 2,165.00 | |
| 1926775 | 2214738 | 12/7/2021 | 270 | 2,060.00 | |
| 1926857 | 2214846 | 12/7/2021 | 270 | 1,866.00 | |
| 1926711 | 222701203 | 12/7/2021 | 270 | 1,818.00 | |
| 1926786 | 2214758 | 12/7/2021 | 270 | 1,473.86 | |
| 1926740 | 2214701 | 12/7/2021 | 270 | 1,471.69 | |
| 1926798 | 2214770 | 12/7/2021 | 270 | 1,455.00 | |
| 1926761 | 2214724 | 12/7/2021 | 270 | 1,332.32 | |
| 1926785 | 2214757 | 12/7/2021 | 270 | 1,304.26 | |
| 1926774 | 2214737 | 12/7/2021 | 270 | 1,303.38 | |
| 1926760 | 2214723 | 12/7/2021 | 270 | 1,271.14 | |
| 1926772 | 2214735 | 12/7/2021 | 270 | 1,044.40 | |
| 1926759 | 2214722 | 12/7/2021 | 270 | 934.00 | |
| 1926853 | 2214841 | 12/7/2021 | 270 | 893.73 | |
| 1926794 | 2214766 | 12/7/2021 | 270 | 775.00 | |
| 1926777 | 2214740 | 12/7/2021 | 270 | 774.51 | |
| 1926770 | 2214733 | 12/7/2021 | 270 | 713.64 | |
| 1926793 | 2214765 | 12/7/2021 | 270 | 550.00 | |
| 1926779 | 2214742 | 12/7/2021 | 270 | 461.18 | |
| 1926790 | 2214762 | 12/7/2021 | 270 | 400.00 | |
| 1926791 | 2214763 | 12/7/2021 | 270 | 400.00 | |
| 1926757 | 2214720 | 12/7/2021 | 270 | 250.00 | |
| 1926784 | 2214756 | 12/7/2021 | 270 | 228.62 | |
| 1926776 | 2214739 | 12/7/2021 | 270 | 210.52 | |
| 1926737 | 2214698 | 12/7/2021 | 270 | 204.12 | |
| 1926769 | 2214732 | 12/7/2021 | 270 | 200.00 | |
| 1926756 | 2214719 | 12/7/2021 | 270 | 175.00 | |
| 1926750 | 2214711 | 12/7/2021 | 270 | 156.85 | |
| 1926758 | 2214721 | 12/7/2021 | 270 | 150.00 | |
| 1926812 | 2214786 | 12/7/2021 | 270 | 80.00 | |
| 1926792 | 2214764 | 12/7/2021 | 270 | 50.00 | |
| 1926783 | 2214755 | 12/7/2021 | 270 | 30.02 | |
| 1926782 | 2214754 | 12/7/2021 | 270 | 29.30 | |
| 1926781 | 2214753 | 12/7/2021 | 270 | 1.00 | |
| 1926709 | 8009872 EFT REV 1 | 12/7/2021 | 270 | | 7,361.00 |
| 1926719 | 122701206 | 12/7/2021 | 270 | | 17,226,722.28 |
| 1926723 | 122701209 | 12/7/2021 | 270 | | 13,915,945.92 |
| 1926725 | 122701211 | 12/7/2021 | 270 | | 75.00 |
| 1926860 | Back Out Journal Er | 12/7/2021 | 270 | | 31,000,000.00 |

Run Date: 12/30/2021
 Run Time: 2:44:16PM

Demand Account Activity

Start Date: 7/1/2021 End Date: 12/31/2021

Page: 153
 User: 0

| Jnl. Entry | Ref # | Trx. Date | Ledger | Debit Amount | Credit Amount |
|------------|----------------------|-----------|--------|---------------|---------------|
| 1926861 | Correct Journal Entr | 12/7/2021 | 270 | | 31,000,000.00 |
| 1927131 | 222701201EFT AIRS | 12/8/2021 | 270 | 14,718,975.52 | |
| 1927226 | 222701205 | 12/8/2021 | 270 | 9,000,000.00 | |
| 1927229 | 222701208 | 12/8/2021 | 270 | 8,150,306.66 | |
| 1927230 | 122701209 | 12/8/2021 | 270 | 5,000,000.00 | |
| 1927140 | 2214858 | 12/8/2021 | 270 | 3,449,153.56 | |
| 1927204 | 2214941 | 12/8/2021 | 270 | 1,884,908.36 | |
| 1927166 | 2214888 | 12/8/2021 | 270 | 1,791,354.70 | |
| 1927165 | 2214887 | 12/8/2021 | 270 | 978,460.59 | |
| 1927224 | 2214966 | 12/8/2021 | 270 | 509,648.00 | |
| 1927156 | 2214878 | 12/8/2021 | 270 | 494,040.87 | |
| 1927216 | 2214953 | 12/8/2021 | 270 | 162,453.63 | |
| 1927158 | 2214880 | 12/8/2021 | 270 | 138,901.50 | |
| 1927190 | 2214924 | 12/8/2021 | 270 | 113,676.97 | |
| 1927153 | 2214875 | 12/8/2021 | 270 | 90,510.57 | |
| 1927132 | 222701202CC AIRS | 12/8/2021 | 270 | 82,278.91 | |
| 1927136 | 2214850 | 12/8/2021 | 270 | 67,609.39 | |
| 1927164 | 2214886 | 12/8/2021 | 270 | 48,304.85 | |
| 1927163 | 2214885 | 12/8/2021 | 270 | 36,370.91 | |
| 1927154 | 2214876 | 12/8/2021 | 270 | 35,444.13 | |
| 1927134 | 222701204IRPCC A | 12/8/2021 | 270 | 35,345.60 | |
| 1927142 | 2214860 | 12/8/2021 | 270 | 31,352.59 | |
| 1927194 | 2214928 | 12/8/2021 | 270 | 28,980.00 | |
| 1927155 | 2214877 | 12/8/2021 | 270 | 27,992.57 | |
| 1927150 | 2214872 | 12/8/2021 | 270 | 24,077.42 | |
| 1927209 | 2214946 | 12/8/2021 | 270 | 22,724.00 | |
| 1927141 | 2214859 | 12/8/2021 | 270 | 22,457.94 | |
| 1927211 | 2214948 | 12/8/2021 | 270 | 18,695.50 | |
| 1927232 | 122701211 | 12/8/2021 | 270 | 14,639.52 | |
| 1927210 | 2214947 | 12/8/2021 | 270 | 11,324.00 | |
| 1927220 | 2214962 | 12/8/2021 | 270 | 10,406.00 | |
| 1927188 | 2214922 | 12/8/2021 | 270 | 10,177.10 | |
| 1927137 | 2214851 | 12/8/2021 | 270 | 9,255.75 | |
| 1927151 | 2214873 | 12/8/2021 | 270 | 8,598.22 | |
| 1927133 | 222701203IFTA CC | 12/8/2021 | 270 | 5,063.50 | |
| 1927167 | 2214889 | 12/8/2021 | 270 | 4,913.00 | |
| 1927148 | 2214870 | 12/8/2021 | 270 | 4,207.89 | |
| 1927212 | 2214949 | 12/8/2021 | 270 | 3,895.00 | |
| 1927157 | 2214879 | 12/8/2021 | 270 | 3,842.14 | |
| 1927187 | 2214921 | 12/8/2021 | 270 | 3,636.30 | |
| 1927146 | 2214866 | 12/8/2021 | 270 | 3,440.00 | |
| 1927227 | 222701206 | 12/8/2021 | 270 | 3,240.00 | |
| 1927143 | 2214861 | 12/8/2021 | 270 | 3,000.00 | |
| 1927193 | 2214927 | 12/8/2021 | 270 | 3,000.00 | |
| 1927149 | 2214871 | 12/8/2021 | 270 | 2,320.92 | |
| 1927135 | 2214849 | 12/8/2021 | 270 | 2,175.00 | |
| 1927189 | 2214923 | 12/8/2021 | 270 | 1,866.42 | |
| 1927147 | 2214868 | 12/8/2021 | 270 | 1,645.00 | |
| 1927195 | 2214930 | 12/8/2021 | 270 | 1,501.75 | |
| 1927139 | 2214853 | 12/8/2021 | 270 | 1,485.31 | |
| 1927144 | 2214862 | 12/8/2021 | 270 | 1,400.00 | |
| 1927214 | 2214951 | 12/8/2021 | 270 | 1,018.84 | |
| 1927215 | 2214952 | 12/8/2021 | 270 | 592.14 | |
| 1927196 | 2214932 | 12/8/2021 | 270 | 220.00 | |
| 1927213 | 2214950 | 12/8/2021 | 270 | 156.25 | |
| 1927145 | 2214863 | 12/8/2021 | 270 | 140.00 | |

Run Date: 12/30/2021
 Run Time: 2:44:16PM

Demand Account Activity

Start Date: 7/1/2021 End Date: 12/31/2021

Page: 154
 User: 0

| Jnl. Entry | Ref # | Trx. Date | Ledger | Debit Amount | Credit Amount |
|------------|----------------------|-----------|--------|---------------|---------------|
| 1927162 | 2214884 | 12/8/2021 | 270 | 105.48 | |
| 1927161 | 2214883 | 12/8/2021 | 270 | 80.19 | |
| 1927138 | 2214852 | 12/8/2021 | 270 | 19.04 | |
| 1927152 | 2214874 | 12/8/2021 | 270 | 8.19 | |
| 1927160 | 2214882 | 12/8/2021 | 270 | 4.11 | |
| 1927159 | 2214881 | 12/8/2021 | 270 | 0.14 | |
| 1927123 | 8009876 EFT REV 1 | 12/8/2021 | 270 | | 34,280.94 |
| 1927228 | 222701207 | 12/8/2021 | 270 | | 14,830,741.15 |
| 1927231 | 122701210 | 12/8/2021 | 270 | | 19,988,863.89 |
| 1927238 | 122701214 | 12/8/2021 | 270 | | 4,182.50 |
| 1927239 | 122701215 | 12/8/2021 | 270 | | 3,449,153.56 |
| 1927240 | 122701216 | 12/8/2021 | 270 | | 8,551,693.18 |
| 1927595 | 2215034 | 12/9/2021 | 270 | 71,761,700.15 | |
| 1927534 | 222701201EFT AIRS | 12/9/2021 | 270 | 16,409,984.00 | |
| 1927655 | Correct Journal Entr | 12/9/2021 | 270 | 11,000,000.00 | |
| 1927513 | 222701206 | 12/9/2021 | 270 | 10,000,000.00 | |
| 1927653 | 222701232 | 12/9/2021 | 270 | 8,000,000.00 | |
| 1927657 | Correct Journal Entr | 12/9/2021 | 270 | 5,000,000.00 | |
| 1927521 | 222701214 | 12/9/2021 | 270 | 3,295,404.26 | |
| 1927541 | 222701231 | 12/9/2021 | 270 | 3,178,254.06 | |
| 1927608 | 2215050 | 12/9/2021 | 270 | 2,901,746.50 | |
| 1927598 | 2215037 | 12/9/2021 | 270 | 1,463,413.24 | |
| 1927550 | 2214980 | 12/9/2021 | 270 | 1,148,414.37 | |
| 1927559 | 2214990 | 12/9/2021 | 270 | 758,364.25 | |
| 1927627 | 2215091 | 12/9/2021 | 270 | 631,577.42 | |
| 1927594 | 2215033 | 12/9/2021 | 270 | 619,051.94 | |
| 1927522 | 222701215 | 12/9/2021 | 270 | 615,600.00 | |
| 1927626 | 2215090 | 12/9/2021 | 270 | 584,965.48 | |
| 1927577 | 2215013 | 12/9/2021 | 270 | 533,348.98 | |
| 1927599 | 2215038 | 12/9/2021 | 270 | 473,899.95 | |
| 1927549 | 2214976 | 12/9/2021 | 270 | 336,395.56 | |
| 1927582 | 2215019 | 12/9/2021 | 270 | 190,498.42 | |
| 1927535 | 222701202CC AIRS | 12/9/2021 | 270 | 184,289.45 | |
| 1927564 | 2214995 | 12/9/2021 | 270 | 168,915.50 | |
| 1927537 | 222701204IRPCC A | 12/9/2021 | 270 | 110,564.18 | |
| 1927565 | 2214996 | 12/9/2021 | 270 | 109,500.00 | |
| 1927593 | 2215032 | 12/9/2021 | 270 | 97,921.81 | |
| 1927567 | 2214998 | 12/9/2021 | 270 | 81,347.37 | |
| 1927568 | 2214999 | 12/9/2021 | 270 | 61,783.73 | |
| 1927569 | 2215000 | 12/9/2021 | 270 | 49,494.71 | |
| 1927558 | 2214989 | 12/9/2021 | 270 | 45,083.05 | |
| 1927548 | 2214975 | 12/9/2021 | 270 | 42,664.67 | |
| 1927566 | 2214997 | 12/9/2021 | 270 | 38,332.03 | |
| 1927604 | 2215046 | 12/9/2021 | 270 | 32,503.53 | |
| 1927592 | 2215031 | 12/9/2021 | 270 | 29,737.98 | |
| 1927552 | 2214983 | 12/9/2021 | 270 | 23,896.59 | |
| 1927547 | 2214974 | 12/9/2021 | 270 | 17,064.34 | |
| 1927542 | 2214969 | 12/9/2021 | 270 | 9,876.62 | |
| 1927632 | 2215108 | 12/9/2021 | 270 | 9,471.00 | |
| 1927580 | 2215017 | 12/9/2021 | 270 | 9,138.31 | |
| 1927512 | 222701205 | 12/9/2021 | 270 | 8,688.12 | |
| 1927579 | 2215015 | 12/9/2021 | 270 | 8,576.95 | |
| 1927607 | 2215049 | 12/9/2021 | 270 | 8,567.50 | |
| 1927546 | 2214973 | 12/9/2021 | 270 | 7,600.41 | |
| 1927573 | 2215006 | 12/9/2021 | 270 | 7,191.00 | |
| 1927633 | 2215109 | 12/9/2021 | 270 | 7,006.98 | |

Run Date: 12/30/2021
 Run Time: 2:44:16PM

Demand Account Activity

Start Date: 7/1/2021 End Date: 12/31/2021

Page: 155
 User: 0

| Jnl. Entry | Ref # | Trx. Date | Ledger | Debit Amount | Credit Amount |
|------------|---------------------|------------|--------|----------------|---------------|
| 1927574 | 2215008 | 12/9/2021 | 270 | 5,535.00 | |
| 1927556 | 2214987 | 12/9/2021 | 270 | 4,650.00 | |
| 1927544 | 2214971 | 12/9/2021 | 270 | 4,509.70 | |
| 1927545 | 2214972 | 12/9/2021 | 270 | 4,399.99 | |
| 1927605 | 2215047 | 12/9/2021 | 270 | 3,265.00 | |
| 1927570 | 2215001 | 12/9/2021 | 270 | 3,122.54 | |
| 1927554 | 2214985 | 12/9/2021 | 270 | 2,895.00 | |
| 1927586 | 2215025 | 12/9/2021 | 270 | 2,602.60 | |
| 1927543 | 2214970 | 12/9/2021 | 270 | 2,355.00 | |
| 1927583 | 2215022 | 12/9/2021 | 270 | 2,310.45 | |
| 1927571 | 2215002 | 12/9/2021 | 270 | 2,280.00 | |
| 1927597 | 2215036 | 12/9/2021 | 270 | 2,051.00 | |
| 1927585 | 2215024 | 12/9/2021 | 270 | 1,615.48 | |
| 1927553 | 2214984 | 12/9/2021 | 270 | 1,152.10 | |
| 1927540 | 222701230 | 12/9/2021 | 270 | 856.32 | |
| 1927536 | 222701203IFTA CC | 12/9/2021 | 270 | 836.01 | |
| 1927601 | 2215041 | 12/9/2021 | 270 | 749.00 | |
| 1927591 | 2215030 | 12/9/2021 | 270 | 535.41 | |
| 1927555 | 2214986 | 12/9/2021 | 270 | 500.00 | |
| 1927581 | 2215018 | 12/9/2021 | 270 | 385.08 | |
| 1927551 | 2214982 | 12/9/2021 | 270 | 360.00 | |
| 1927590 | 2215029 | 12/9/2021 | 270 | 312.56 | |
| 1927584 | 2215023 | 12/9/2021 | 270 | 295.49 | |
| 1927589 | 2215028 | 12/9/2021 | 270 | 228.54 | |
| 1927575 | 2215010 | 12/9/2021 | 270 | 180.00 | |
| 1927572 | 2215003 | 12/9/2021 | 270 | 140.00 | |
| 1927588 | 2215027 | 12/9/2021 | 270 | 112.84 | |
| 1927576 | 2215012 | 12/9/2021 | 270 | 46.00 | |
| 1927578 | 2215014 | 12/9/2021 | 270 | 24.59 | |
| 1927587 | 2215026 | 12/9/2021 | 270 | 23.30 | |
| 1927606 | 2215048 | 12/9/2021 | 270 | 20.00 | |
| 1927557 | 2214988 | 12/9/2021 | 270 | 17.00 | |
| 1927563 | 2214994 | 12/9/2021 | 270 | 0.50 | |
| 1927509 | 8009879 EFT REV 1 | 12/9/2021 | 270 | | 382.41 |
| 1927515 | 222701208 | 12/9/2021 | 270 | | 1,604,635.75 |
| 1927516 | 222701209 | 12/9/2021 | 270 | | 79,138,496.99 |
| 1927519 | 222701212 | 12/9/2021 | 270 | | 11,171,969.78 |
| 1927520 | 222701213 | 12/9/2021 | 270 | | 29,289,594.40 |
| 1927654 | Back Out Journal Er | 12/9/2021 | 270 | | 8,000,000.00 |
| 1927656 | Back Out Journal Er | 12/9/2021 | 270 | | 11,000,000.00 |
| 1927946 | 222701208 | 12/10/2021 | 270 | 125,006,058.35 | |
| 1928074 | 2215311 | 12/10/2021 | 270 | 25,836,444.19 | |
| 1928091 | 222701230 | 12/10/2021 | 270 | 12,000,000.00 | |
| 1928087 | 222701201EFT AIR: | 12/10/2021 | 270 | 8,599,622.72 | |
| 1927967 | 2215152 | 12/10/2021 | 270 | 4,705,113.99 | |
| 1928062 | 2215284 | 12/10/2021 | 270 | 4,462,261.37 | |
| 1927944 | 222701206 | 12/10/2021 | 270 | 4,000,000.00 | |
| 1927983 | 2215174 | 12/10/2021 | 270 | 1,595,988.23 | |
| 1928070 | 2215292 | 12/10/2021 | 270 | 1,170,560.00 | |
| 1928092 | 222701231 | 12/10/2021 | 270 | 1,151,322.99 | |
| 1928054 | 2215273 | 12/10/2021 | 270 | 621,885.16 | |
| 1927950 | 222701210 | 12/10/2021 | 270 | 369,336.00 | |
| 1927976 | 2215161 | 12/10/2021 | 270 | 312,718.92 | |
| 1927968 | 2215153 | 12/10/2021 | 270 | 155,869.79 | |
| 1928073 | 2215310 | 12/10/2021 | 270 | 125,057.24 | |
| 1927985 | 2215176 | 12/10/2021 | 270 | 107,652.28 | |

Run Date: 12/30/2021
Run Time: 2:44:16PM

Demand Account Activity

Start Date: 7/1/2021 End Date: 12/31/2021

Page: 156
User: 0

| Jnl. Entry | Ref # | Trx. Date | Ledger | Debit Amount | Credit Amount |
|------------|------------------|------------|--------|--------------|---------------|
| 1928006 | 2215197 | 12/10/2021 | 270 | 103,906.36 | |
| 1928004 | 2215195 | 12/10/2021 | 270 | 103,032.82 | |
| 1928003 | 2215194 | 12/10/2021 | 270 | 95,226.48 | |
| 1928034 | 2215239 | 12/10/2021 | 270 | 91,932.58 | |
| 1927975 | 2215160 | 12/10/2021 | 270 | 63,468.08 | |
| 1927978 | 2215169 | 12/10/2021 | 270 | 55,394.87 | |
| 1928045 | 2215255 | 12/10/2021 | 270 | 48,758.79 | |
| 1927979 | 2215170 | 12/10/2021 | 270 | 36,962.70 | |
| 1927969 | 2215154 | 12/10/2021 | 270 | 35,301.79 | |
| 1928090 | 222701204IRPCC A | 12/10/2021 | 270 | 31,589.75 | |
| 1928002 | 2215193 | 12/10/2021 | 270 | 31,500.00 | |
| 1928076 | 2215313 | 12/10/2021 | 270 | 30,506.33 | |
| 1927974 | 2215159 | 12/10/2021 | 270 | 29,025.00 | |
| 1928035 | 2215240 | 12/10/2021 | 270 | 28,480.00 | |
| 1927980 | 2215171 | 12/10/2021 | 270 | 26,963.72 | |
| 1928058 | 2215278 | 12/10/2021 | 270 | 26,604.39 | |
| 1928001 | 2215192 | 12/10/2021 | 270 | 24,935.42 | |
| 1927951 | 222701212 | 12/10/2021 | 270 | 21,412.74 | |
| 1928000 | 2215191 | 12/10/2021 | 270 | 20,201.65 | |
| 1927977 | 2215167 | 12/10/2021 | 270 | 20,168.20 | |
| 1927970 | 2215155 | 12/10/2021 | 270 | 17,131.57 | |
| 1928033 | 2215238 | 12/10/2021 | 270 | 13,160.00 | |
| 1927965 | 2215150 | 12/10/2021 | 270 | 7,298.92 | |
| 1927999 | 2215190 | 12/10/2021 | 270 | 7,258.80 | |
| 1928072 | 2215309 | 12/10/2021 | 270 | 7,037.22 | |
| 1928059 | 2215281 | 12/10/2021 | 270 | 6,800.00 | |
| 1928088 | 222701202CC AIRS | 12/10/2021 | 270 | 5,704.63 | |
| 1928019 | 2215224 | 12/10/2021 | 270 | 4,978.21 | |
| 1927981 | 2215172 | 12/10/2021 | 270 | 4,525.33 | |
| 1927966 | 2215151 | 12/10/2021 | 270 | 4,251.22 | |
| 1928056 | 2215276 | 12/10/2021 | 270 | 4,175.00 | |
| 1928057 | 2215277 | 12/10/2021 | 270 | 3,830.00 | |
| 1928069 | 2215291 | 12/10/2021 | 270 | 3,372.25 | |
| 1927982 | 2215173 | 12/10/2021 | 270 | 3,242.97 | |
| 1927963 | 2215146 | 12/10/2021 | 270 | 3,000.00 | |
| 1927960 | 2215140 | 12/10/2021 | 270 | 2,920.00 | |
| 1927956 | 2215136 | 12/10/2021 | 270 | 2,228.00 | |
| 1928036 | 2215244 | 12/10/2021 | 270 | 2,223.15 | |
| 1927998 | 2215189 | 12/10/2021 | 270 | 2,199.90 | |
| 1927961 | 2215141 | 12/10/2021 | 270 | 2,184.25 | |
| 1927986 | 2215177 | 12/10/2021 | 270 | 1,768.17 | |
| 1927984 | 2215175 | 12/10/2021 | 270 | 1,750.00 | |
| 1927997 | 2215188 | 12/10/2021 | 270 | 1,706.00 | |
| 1927996 | 2215187 | 12/10/2021 | 270 | 1,642.00 | |
| 1928089 | 222701203IFTA CC | 12/10/2021 | 270 | 1,603.19 | |
| 1928075 | 2215312 | 12/10/2021 | 270 | 1,570.00 | |
| 1927995 | 2215186 | 12/10/2021 | 270 | 1,410.00 | |
| 1927994 | 2215185 | 12/10/2021 | 270 | 1,224.00 | |
| 1927993 | 2215184 | 12/10/2021 | 270 | 966.00 | |
| 1927992 | 2215183 | 12/10/2021 | 270 | 938.00 | |
| 1927991 | 2215182 | 12/10/2021 | 270 | 882.00 | |
| 1927990 | 2215181 | 12/10/2021 | 270 | 869.00 | |
| 1927964 | 2215148 | 12/10/2021 | 270 | 730.00 | |
| 1928037 | 2215245 | 12/10/2021 | 270 | 700.00 | |
| 1927971 | 2215156 | 12/10/2021 | 270 | 500.00 | |
| 1927989 | 2215180 | 12/10/2021 | 270 | 407.50 | |

Run Date: 12/30/2021
 Run Time: 2:44:16PM

Demand Account Activity

Start Date: 7/1/2021 End Date: 12/31/2021

Page: 157
 User: 0

| Jnl. Entry | Ref # | Trx. Date | Ledger | Debit Amount | Credit Amount |
|------------|-------------------|------------|--------|---------------|----------------|
| 1928005 | 2215196 | 12/10/2021 | 270 | 383.29 | |
| 1927988 | 2215179 | 12/10/2021 | 270 | 375.00 | |
| 1927972 | 2215157 | 12/10/2021 | 270 | 350.00 | |
| 1927973 | 2215158 | 12/10/2021 | 270 | 300.00 | |
| 1927987 | 2215178 | 12/10/2021 | 270 | 300.00 | |
| 1928055 | 2215275 | 12/10/2021 | 270 | 290.00 | |
| 1927957 | 2215137 | 12/10/2021 | 270 | 200.00 | |
| 1927958 | 2215138 | 12/10/2021 | 270 | 175.00 | |
| 1928071 | 2215308 | 12/10/2021 | 270 | 162.13 | |
| 1927962 | 2215143 | 12/10/2021 | 270 | 160.00 | |
| 1927959 | 2215139 | 12/10/2021 | 270 | 40.00 | |
| 1927938 | 8009881 EFT REV 1 | 12/10/2021 | 270 | | 70,781.58 |
| 1927940 | 8009880 DSMV ETC | 12/10/2021 | 270 | | 260.00 |
| 1927945 | 222701207 | 12/10/2021 | 270 | | 2,271,496.37 |
| 1927948 | 222701209 | 12/10/2021 | 270 | | 177,958,692.25 |
| 1927952 | 222701213 | 12/10/2021 | 270 | | 6,585,330.48 |
| 1927955 | 222701216 | 12/10/2021 | 270 | | 4,705,113.99 |
| 1928361 | 2701207 AIRS TAX | 12/13/2021 | 270 | 28,577,389.42 | |
| 1928378 | 2751201 | 12/13/2021 | 270 | 8,384,083.31 | |
| 1928372 | 3001204 | 12/13/2021 | 270 | 5,000,000.00 | |
| 1928396 | 2215332 | 12/13/2021 | 270 | 3,309,676.00 | |
| 1928431 | 2215391 | 12/13/2021 | 270 | 3,030,189.54 | |
| 1928386 | 0811201 | 12/13/2021 | 270 | 2,765,326.40 | |
| 1928387 | 2781201 | 12/13/2021 | 270 | 2,000,000.00 | |
| 1928429 | 2215389 | 12/13/2021 | 270 | 1,596,442.02 | |
| 1928464 | 2215434 | 12/13/2021 | 270 | 1,505,784.46 | |
| 1928436 | 2215398 | 12/13/2021 | 270 | 1,330,000.00 | |
| 1928411 | 2215352 | 12/13/2021 | 270 | 467,354.37 | |
| 1928437 | 2215399 | 12/13/2021 | 270 | 411,145.27 | |
| 1928412 | 2215361 | 12/13/2021 | 270 | 370,653.11 | |
| 1928428 | 2215388 | 12/13/2021 | 270 | 183,850.56 | |
| 1928438 | 2215400 | 12/13/2021 | 270 | 143,640.74 | |
| 1928427 | 2215387 | 12/13/2021 | 270 | 136,952.81 | |
| 1928393 | 2215327 | 12/13/2021 | 270 | 105,578.71 | |
| 1928419 | 2215378 | 12/13/2021 | 270 | 102,823.44 | |
| 1928458 | 2215428 | 12/13/2021 | 270 | 97,691.10 | |
| 1928395 | 2215329 | 12/13/2021 | 270 | 84,114.95 | |
| 1928442 | 2215404 | 12/13/2021 | 270 | 83,742.85 | |
| 1928388 | 2215321 | 12/13/2021 | 270 | 66,700.00 | |
| 1928433 | 2215393 | 12/13/2021 | 270 | 47,723.28 | |
| 1928446 | 2215408 | 12/13/2021 | 270 | 44,198.31 | |
| 1928444 | 2215406 | 12/13/2021 | 270 | 33,662.60 | |
| 1928422 | 2215382 | 12/13/2021 | 270 | 32,306.20 | |
| 1928423 | 2215383 | 12/13/2021 | 270 | 22,320.00 | |
| 1928430 | 2215390 | 12/13/2021 | 270 | 19,837.37 | |
| 1928421 | 2215380 | 12/13/2021 | 270 | 17,156.57 | |
| 1928394 | 2215328 | 12/13/2021 | 270 | 16,462.91 | |
| 1928373 | 2701201 | 12/13/2021 | 270 | 15,615.11 | |
| 1928364 | 2701210 AIRS DSM | 12/13/2021 | 270 | 14,786.23 | |
| 1928410 | 2215351 | 12/13/2021 | 270 | 11,660.57 | |
| 1928445 | 2215407 | 12/13/2021 | 270 | 10,929.50 | |
| 1928362 | 2701208 AIRS TAX | 12/13/2021 | 270 | 9,700.02 | |
| 1928409 | 2215350 | 12/13/2021 | 270 | 9,408.59 | |
| 1928426 | 2215386 | 12/13/2021 | 270 | 8,301.46 | |
| 1928408 | 2215349 | 12/13/2021 | 270 | 5,435.21 | |
| 1928403 | 2215344 | 12/13/2021 | 270 | 5,176.00 | |

Run Date: 12/30/2021
 Run Time: 2:44:16PM

Demand Account Activity

Start Date: 7/1/2021 End Date: 12/31/2021

Page: 158
 User: 0

| Jnl. Entry | Ref # | Trx. Date | Ledger | Debit Amount | Credit Amount |
|------------|----------------------|------------|--------|---------------|---------------|
| 1928400 | 2215339 | 12/13/2021 | 270 | 3,075.00 | |
| 1928432 | 2215392 | 12/13/2021 | 270 | 2,837.48 | |
| 1928398 | 2215334 | 12/13/2021 | 270 | 2,487.25 | |
| 1928389 | 2215323 | 12/13/2021 | 270 | 2,115.00 | |
| 1928397 | 2215333 | 12/13/2021 | 270 | 1,820.00 | |
| 1928439 | 2215401 | 12/13/2021 | 270 | 1,449.90 | |
| 1928406 | 2215347 | 12/13/2021 | 270 | 1,411.69 | |
| 1928402 | 2215343 | 12/13/2021 | 270 | 800.00 | |
| 1928401 | 2215341 | 12/13/2021 | 270 | 746.25 | |
| 1928392 | 2215326 | 12/13/2021 | 270 | 746.00 | |
| 1928363 | 2701209 AIRS DSM | 12/13/2021 | 270 | 551.25 | |
| 1928455 | 2215425 | 12/13/2021 | 270 | 505.00 | |
| 1928407 | 2215348 | 12/13/2021 | 270 | 257.47 | |
| 1928390 | 2215324 | 12/13/2021 | 270 | 190.81 | |
| 1928425 | 2215385 | 12/13/2021 | 270 | 169.80 | |
| 1928399 | 2215336 | 12/13/2021 | 270 | 160.00 | |
| 1928443 | 2215405 | 12/13/2021 | 270 | 62.00 | |
| 1928404 | 2215345 | 12/13/2021 | 270 | 50.00 | |
| 1928383 | 0801201 | 12/13/2021 | 270 | 40.00 | |
| 1928385 | Correct Journal Entr | 12/13/2021 | 270 | 36.00 | |
| 1928405 | 2215346 | 12/13/2021 | 270 | 25.00 | |
| 1928424 | 2215384 | 12/13/2021 | 270 | 6.67 | |
| 1928369 | DFA EFT REV 12/13 | 12/13/2021 | 270 | | 34,218.85 |
| 1928374 | 2701202 | 12/13/2021 | 270 | | 25,052,088.37 |
| 1928375 | 270120 | 12/13/2021 | 270 | | 12,904,980.05 |
| 1928376 | 2701204 | 12/13/2021 | 270 | | 20,826,711.12 |
| 1928377 | 2701205 | 12/13/2021 | 270 | | 1,023,800.32 |
| 1928384 | Back Out Journal Er | 12/13/2021 | 270 | | 40.00 |
| 1928805 | 2701207 AIRS TAX | 12/14/2021 | 270 | 56,454,394.15 | |
| 1928822 | 2741201 | 12/14/2021 | 270 | 5,100,795.00 | |
| 1928815 | 3001202 | 12/14/2021 | 270 | 5,000,000.00 | |
| 1928807 | 2701209 AIRS DSM | 12/14/2021 | 270 | 3,782,408.02 | |
| 1928853 | 2215474 | 12/14/2021 | 270 | 3,419,600.09 | |
| 1928989 | 0811201 | 12/14/2021 | 270 | 1,815,906.00 | |
| 1928854 | 2215475 | 12/14/2021 | 270 | 1,584,985.00 | |
| 1928851 | 2215468 | 12/14/2021 | 270 | 1,269,897.24 | |
| 1928470 | CD ACH Bank Trans | 12/14/2021 | 270 | 1,200,000.00 | |
| 1928880 | 2215507 | 12/14/2021 | 270 | 1,094,891.69 | |
| 1928823 | 2751201 | 12/14/2021 | 270 | 723,557.40 | |
| 1928882 | 2215510 | 12/14/2021 | 270 | 722,159.05 | |
| 1928955 | 2215596 | 12/14/2021 | 270 | 453,000.00 | |
| 1928829 | 2215439 | 12/14/2021 | 270 | 446,877.32 | |
| 1928809 | 2701211 AIRS DSM | 12/14/2021 | 270 | 315,477.64 | |
| 1928836 | 2215445 | 12/14/2021 | 270 | 299,647.12 | |
| 1928951 | 2215592 | 12/14/2021 | 270 | 279,066.15 | |
| 1928884 | 2215517 | 12/14/2021 | 270 | 261,038.26 | |
| 1928873 | 2215500 | 12/14/2021 | 270 | 220,000.00 | |
| 1928850 | 2215465 | 12/14/2021 | 270 | 177,100.00 | |
| 1928988 | 2215641 | 12/14/2021 | 270 | 164,364.57 | |
| 1928867 | 2215493 | 12/14/2021 | 270 | 161,100.78 | |
| 1928924 | 2215560 | 12/14/2021 | 270 | 127,118.87 | |
| 1928934 | 2215573 | 12/14/2021 | 270 | 121,993.17 | |
| 1928908 | 2215544 | 12/14/2021 | 270 | 92,577.37 | |
| 1928923 | 2215559 | 12/14/2021 | 270 | 88,062.70 | |
| 1928922 | 2215558 | 12/14/2021 | 270 | 84,465.49 | |
| 1928980 | 2215624 | 12/14/2021 | 270 | 83,768.00 | |

Run Date: 12/30/2021
 Run Time: 2:44:16PM

Demand Account Activity

Start Date: 7/1/2021 End Date: 12/31/2021

Page: 159
 User: 0

| Jnl. Entry | Ref # | Trx. Date | Ledger | Debit Amount | Credit Amount |
|------------|----------------------|------------|--------|--------------|---------------|
| 1928872 | 2215499 | 12/14/2021 | 270 | 81,839.38 | |
| 1928812 | Correct Journal Entr | 12/14/2021 | 270 | 81,469.92 | |
| 1928921 | 2215557 | 12/14/2021 | 270 | 71,206.79 | |
| 1928879 | 2215506 | 12/14/2021 | 270 | 62,284.97 | |
| 1928863 | 2215489 | 12/14/2021 | 270 | 60,740.92 | |
| 1928926 | 2215565 | 12/14/2021 | 270 | 50,600.00 | |
| 1928979 | 2215623 | 12/14/2021 | 270 | 49,746.87 | |
| 1928878 | 2215505 | 12/14/2021 | 270 | 46,314.08 | |
| 1928877 | 2215504 | 12/14/2021 | 270 | 46,025.32 | |
| 1928883 | 2215516 | 12/14/2021 | 270 | 43,786.77 | |
| 1928932 | 2215571 | 12/14/2021 | 270 | 41,320.49 | |
| 1928925 | 2215561 | 12/14/2021 | 270 | 29,591.10 | |
| 1928848 | 2215458 | 12/14/2021 | 270 | 28,179.06 | |
| 1928838 | 2215448 | 12/14/2021 | 270 | 27,754.22 | |
| 1928907 | 2215543 | 12/14/2021 | 270 | 22,272.90 | |
| 1928847 | 2215457 | 12/14/2021 | 270 | 21,926.13 | |
| 1928881 | 2215508 | 12/14/2021 | 270 | 21,005.05 | |
| 1928978 | 2215622 | 12/14/2021 | 270 | 19,625.60 | |
| 1928846 | 2215456 | 12/14/2021 | 270 | 19,403.54 | |
| 1928849 | 2215459 | 12/14/2021 | 270 | 18,522.42 | |
| 1928920 | 2215556 | 12/14/2021 | 270 | 16,650.00 | |
| 1928845 | 2215455 | 12/14/2021 | 270 | 15,818.73 | |
| 1928855 | 2215476 | 12/14/2021 | 270 | 15,328.77 | |
| 1928938 | 2215577 | 12/14/2021 | 270 | 13,697.10 | |
| 1928866 | 2215492 | 12/14/2021 | 270 | 12,547.43 | |
| 1928844 | 2215454 | 12/14/2021 | 270 | 12,000.37 | |
| 1928843 | 2215453 | 12/14/2021 | 270 | 11,816.20 | |
| 1928842 | 2215452 | 12/14/2021 | 270 | 11,584.06 | |
| 1928841 | 2215451 | 12/14/2021 | 270 | 11,552.65 | |
| 1928840 | 2215450 | 12/14/2021 | 270 | 11,522.00 | |
| 1928941 | 2215582 | 12/14/2021 | 270 | 11,511.00 | |
| 1928834 | 2215443 | 12/14/2021 | 270 | 11,410.00 | |
| 1928833 | 2215442 | 12/14/2021 | 270 | 11,390.00 | |
| 1928939 | 2215580 | 12/14/2021 | 270 | 10,811.00 | |
| 1928832 | 2215441 | 12/14/2021 | 270 | 10,550.00 | |
| 1928942 | 2215583 | 12/14/2021 | 270 | 10,461.00 | |
| 1928940 | 2215581 | 12/14/2021 | 270 | 10,237.00 | |
| 1928831 | 2215440 | 12/14/2021 | 270 | 9,960.00 | |
| 1928977 | 2215621 | 12/14/2021 | 270 | 8,731.00 | |
| 1928945 | 2215586 | 12/14/2021 | 270 | 7,867.50 | |
| 1928919 | 2215555 | 12/14/2021 | 270 | 7,697.20 | |
| 1928972 | 2215616 | 12/14/2021 | 270 | 6,745.00 | |
| 1928918 | 2215554 | 12/14/2021 | 270 | 4,336.64 | |
| 1928819 | 2701203 | 12/14/2021 | 270 | 4,246.00 | |
| 1928937 | 2215576 | 12/14/2021 | 270 | 4,160.92 | |
| 1928943 | 2215584 | 12/14/2021 | 270 | 4,130.00 | |
| 1928976 | 2215620 | 12/14/2021 | 270 | 4,023.65 | |
| 1928930 | 2215569 | 12/14/2021 | 270 | 4,000.00 | |
| 1928837 | 2215447 | 12/14/2021 | 270 | 3,747.87 | |
| 1928871 | 2215498 | 12/14/2021 | 270 | 3,550.00 | |
| 1928865 | 2215491 | 12/14/2021 | 270 | 3,509.60 | |
| 1928835 | 2215444 | 12/14/2021 | 270 | 3,261.76 | |
| 1928861 | 2215487 | 12/14/2021 | 270 | 3,019.25 | |
| 1928975 | 2215619 | 12/14/2021 | 270 | 2,969.00 | |
| 1928917 | 2215553 | 12/14/2021 | 270 | 2,835.83 | |
| 1928857 | 2215480 | 12/14/2021 | 270 | 2,400.00 | |

Run Date: 12/30/2021
 Run Time: 2:44:16PM

Demand Account Activity

Page: 160
 User: 0

Start Date: 7/1/2021 End Date: 12/31/2021

| Jnl. Entry | Ref # | Trx. Date | Ledger | Debit Amount | Credit Amount |
|------------|-------------------|------------|--------|---------------|---------------|
| 1928929 | 2215568 | 12/14/2021 | 270 | 2,280.34 | |
| 1928974 | 2215618 | 12/14/2021 | 270 | 2,178.80 | |
| 1928946 | 2215587 | 12/14/2021 | 270 | 2,060.00 | |
| 1928916 | 2215552 | 12/14/2021 | 270 | 1,914.00 | |
| 1928859 | 2215483 | 12/14/2021 | 270 | 1,795.00 | |
| 1928808 | 2701210 AIRS DSM | 12/14/2021 | 270 | 1,658.14 | |
| 1928858 | 2215481 | 12/14/2021 | 270 | 1,653.25 | |
| 1928862 | 2215488 | 12/14/2021 | 270 | 1,520.00 | |
| 1928915 | 2215551 | 12/14/2021 | 270 | 1,452.00 | |
| 1928914 | 2215550 | 12/14/2021 | 270 | 1,404.25 | |
| 1928852 | 2215473 | 12/14/2021 | 270 | 855.00 | |
| 1928860 | 2215485 | 12/14/2021 | 270 | 803.25 | |
| 1928913 | 2215549 | 12/14/2021 | 270 | 651.00 | |
| 1928931 | 2215570 | 12/14/2021 | 270 | 573.55 | |
| 1928912 | 2215548 | 12/14/2021 | 270 | 535.00 | |
| 1928826 | 0801201 | 12/14/2021 | 270 | 524.24 | |
| 1928911 | 2215547 | 12/14/2021 | 270 | 500.00 | |
| 1928944 | 2215585 | 12/14/2021 | 270 | 394.50 | |
| 1928910 | 2215546 | 12/14/2021 | 270 | 340.00 | |
| 1928933 | 2215572 | 12/14/2021 | 270 | 295.89 | |
| 1928973 | 2215617 | 12/14/2021 | 270 | 284.10 | |
| 1928928 | 2215567 | 12/14/2021 | 270 | 250.00 | |
| 1928876 | 2215503 | 12/14/2021 | 270 | 236.36 | |
| 1928856 | 2215477 | 12/14/2021 | 270 | 200.00 | |
| 1928927 | 2215566 | 12/14/2021 | 270 | 200.00 | |
| 1928936 | 2215575 | 12/14/2021 | 270 | 193.60 | |
| 1928839 | 2215449 | 12/14/2021 | 270 | 150.00 | |
| 1928909 | 2215545 | 12/14/2021 | 270 | 102.44 | |
| 1928875 | 2215502 | 12/14/2021 | 270 | 27.81 | |
| 1928987 | 2215640 | 12/14/2021 | 270 | 5.00 | |
| 1928864 | 2215490 | 12/14/2021 | 270 | 1.00 | |
| 1928874 | 2215501 | 12/14/2021 | 270 | 0.67 | |
| 1928814 | DFA EFT REV 12/14 | 12/14/2021 | 270 | | 981.24 |
| 1928830 | DFA EFT SST REV | 12/14/2021 | 270 | | 45.67 |
| 1928817 | 2701201 | 12/14/2021 | 270 | | 45,951,243.55 |
| 1928818 | 2701202 | 12/14/2021 | 270 | | 113,964.52 |
| 1928820 | 2701205 | 12/14/2021 | 270 | | 11,112,961.45 |
| 1928821 | 2701206 | 12/14/2021 | 270 | | 19,986,691.68 |
| 1928990 | 2781201 | 12/14/2021 | 270 | | 10,000,000.00 |
| 1929398 | 2701207 AIRS TAX | 12/15/2021 | 270 | 63,607,405.78 | |
| 1929425 | 2215648 | 12/15/2021 | 270 | 13,840,315.28 | |
| 1929540 | 2781201 | 12/15/2021 | 270 | 11,000,000.00 | |
| 1929480 | 2215711 | 12/15/2021 | 270 | 8,966,285.10 | |
| 1929436 | 2215659 | 12/15/2021 | 270 | 6,037,833.76 | |
| 1929404 | 3001202 | 12/15/2021 | 270 | 5,000,000.00 | |
| 1929494 | 2215734 | 12/15/2021 | 270 | 1,758,636.39 | |
| 1929539 | 0811201 | 12/15/2021 | 270 | 1,383,604.94 | |
| 1929455 | 2215685 | 12/15/2021 | 270 | 1,354,976.10 | |
| 1929435 | 2215658 | 12/15/2021 | 270 | 1,340,211.19 | |
| 1929493 | 2215733 | 12/15/2021 | 270 | 817,707.51 | |
| 1929451 | 2215679 | 12/15/2021 | 270 | 499,987.18 | |
| 1929410 | 2751201 | 12/15/2021 | 270 | 423,948.45 | |
| 1929535 | 2215777 | 12/15/2021 | 270 | 332,473.59 | |
| 1929477 | 2215708 | 12/15/2021 | 270 | 288,577.68 | |
| 1929434 | 2215657 | 12/15/2021 | 270 | 261,685.43 | |
| 1929507 | 2215747 | 12/15/2021 | 270 | 181,722.30 | |

Run Date: 12/30/2021
 Run Time: 2:44:16PM

Demand Account Activity

Start Date: 7/1/2021 End Date: 12/31/2021

Page: 161
 User: 0

| Jnl. Entry | Ref # | Trx. Date | Ledger | Debit Amount | Credit Amount |
|------------|------------------|------------|--------|--------------|---------------|
| 1929456 | 2215686 | 12/15/2021 | 270 | 151,000.00 | |
| 1929475 | 2215706 | 12/15/2021 | 270 | 148,077.12 | |
| 1929481 | 2215712 | 12/15/2021 | 270 | 134,930.80 | |
| 1929427 | 2215650 | 12/15/2021 | 270 | 130,000.00 | |
| 1929508 | 2215748 | 12/15/2021 | 270 | 108,012.38 | |
| 1929476 | 2215707 | 12/15/2021 | 270 | 105,642.17 | |
| 1929478 | 2215709 | 12/15/2021 | 270 | 100,000.00 | |
| 1929452 | 2215680 | 12/15/2021 | 270 | 95,374.98 | |
| 1929534 | 2215776 | 12/15/2021 | 270 | 79,002.77 | |
| 1929401 | 2701210 AIRS DSM | 12/15/2021 | 270 | 77,305.51 | |
| 1929457 | 2215687 | 12/15/2021 | 270 | 76,667.78 | |
| 1929438 | 2215661 | 12/15/2021 | 270 | 74,279.00 | |
| 1929411 | 2701206 | 12/15/2021 | 270 | 54,612.92 | |
| 1929453 | 2215683 | 12/15/2021 | 270 | 50,000.00 | |
| 1929424 | 2215647 | 12/15/2021 | 270 | 49,546.72 | |
| 1929433 | 2215656 | 12/15/2021 | 270 | 48,466.70 | |
| 1929423 | 2215646 | 12/15/2021 | 270 | 47,524.30 | |
| 1929399 | 2701208 AIRS TAX | 12/15/2021 | 270 | 46,129.09 | |
| 1929454 | 2215684 | 12/15/2021 | 270 | 40,521.97 | |
| 1929526 | 2215768 | 12/15/2021 | 270 | 29,767.08 | |
| 1929495 | 2215735 | 12/15/2021 | 270 | 17,409.51 | |
| 1929500 | 2215740 | 12/15/2021 | 270 | 10,150.00 | |
| 1929432 | 2215655 | 12/15/2021 | 270 | 10,131.55 | |
| 1929426 | 2215649 | 12/15/2021 | 270 | 9,497.36 | |
| 1929422 | 2215645 | 12/15/2021 | 270 | 7,462.00 | |
| 1929458 | 2215688 | 12/15/2021 | 270 | 7,428.38 | |
| 1929450 | 2215678 | 12/15/2021 | 270 | 6,170.00 | |
| 1929431 | 2215654 | 12/15/2021 | 270 | 5,496.11 | |
| 1929429 | 2215652 | 12/15/2021 | 270 | 3,451.20 | |
| 1929441 | 2215666 | 12/15/2021 | 270 | 2,450.00 | |
| 1929479 | 2215710 | 12/15/2021 | 270 | 2,444.37 | |
| 1929449 | 2215677 | 12/15/2021 | 270 | 2,400.00 | |
| 1929442 | 2215668 | 12/15/2021 | 270 | 1,565.00 | |
| 1929439 | 2215662 | 12/15/2021 | 270 | 1,520.00 | |
| 1929407 | 2701203 | 12/15/2021 | 270 | 1,500.00 | |
| 1929525 | 2215767 | 12/15/2021 | 270 | 1,496.00 | |
| 1929420 | 2215643 | 12/15/2021 | 270 | 1,425.00 | |
| 1929506 | 2215746 | 12/15/2021 | 270 | 1,205.00 | |
| 1929538 | 2215784 | 12/15/2021 | 270 | 973.70 | |
| 1929446 | 2215674 | 12/15/2021 | 270 | 900.00 | |
| 1929524 | 2215766 | 12/15/2021 | 270 | 846.00 | |
| 1929501 | 2215741 | 12/15/2021 | 270 | 835.00 | |
| 1929444 | 2215672 | 12/15/2021 | 270 | 658.83 | |
| 1929523 | 2215765 | 12/15/2021 | 270 | 561.00 | |
| 1929430 | 2215653 | 12/15/2021 | 270 | 481.19 | |
| 1929443 | 2215670 | 12/15/2021 | 270 | 390.00 | |
| 1929400 | 2701209 AIRS DSM | 12/15/2021 | 270 | 339.33 | |
| 1929428 | 2215651 | 12/15/2021 | 270 | 338.76 | |
| 1929520 | 2215761 | 12/15/2021 | 270 | 300.00 | |
| 1929509 | 2215749 | 12/15/2021 | 270 | 260.86 | |
| 1929440 | 2215663 | 12/15/2021 | 270 | 240.00 | |
| 1929445 | 2215673 | 12/15/2021 | 270 | 240.00 | |
| 1929421 | 2215644 | 12/15/2021 | 270 | 220.00 | |
| 1929448 | 2215676 | 12/15/2021 | 270 | 200.00 | |
| 1929505 | 2215745 | 12/15/2021 | 270 | 160.00 | |
| 1929531 | 2215773 | 12/15/2021 | 270 | 135.00 | |

Run Date: 12/30/2021
 Run Time: 2:44:16PM

Demand Account Activity

Start Date: 7/1/2021 End Date: 12/31/2021

Page: 162
 User: 0

| Jnl. Entry | Ref # | Trx. Date | Ledger | Debit Amount | Credit Amount |
|------------|--------------------|------------|--------|----------------|---------------|
| 1929459 | 2215689 | 12/15/2021 | 270 | 108.48 | |
| 1929522 | 2215763 | 12/15/2021 | 270 | 73.43 | |
| 1929536 | 2215782 | 12/15/2021 | 270 | 70.00 | |
| 1929447 | 2215675 | 12/15/2021 | 270 | 50.00 | |
| 1929518 | 2215759 | 12/15/2021 | 270 | 50.00 | |
| 1929460 | 2215690 | 12/15/2021 | 270 | 41.18 | |
| 1929403 | Check21 Adj-Dup CI | 12/15/2021 | 270 | | 25.00 |
| 1929417 | 8009888 EFT REV 1 | 12/15/2021 | 270 | | 9,430.64 |
| 1929418 | 8009889 EFT SST F | 12/15/2021 | 270 | | 4,497.23 |
| 1929405 | 2701201 | 12/15/2021 | 270 | | 21,666,428.75 |
| 1929406 | 2701202 | 12/15/2021 | 270 | | 9,741,424.55 |
| 1929408 | 2701204 | 12/15/2021 | 270 | | 13,840,315.28 |
| 1929409 | 2701205 | 12/15/2021 | 270 | | 73,260,965.05 |
| 1930578 | 2701207 AIRS TAX | 12/16/2021 | 270 | 179,185,787.27 | |
| 1930584 | 2701201 | 12/16/2021 | 270 | 50,113,000.00 | |
| 1930705 | 2215914 | 12/16/2021 | 270 | 48,390,319.29 | |
| 1930644 | 2215830 | 12/16/2021 | 270 | 34,498,471.98 | |
| 1930583 | 3001202 | 12/16/2021 | 270 | 7,000,000.00 | |
| 1929542 | CD ACH Bank Trans | 12/16/2021 | 270 | 5,000,000.00 | |
| 1930602 | 0811201 | 12/16/2021 | 270 | 3,877,251.65 | |
| 1930589 | 2741201 | 12/16/2021 | 270 | 2,152,541.00 | |
| 1930675 | 2215870 | 12/16/2021 | 270 | 2,004,929.00 | |
| 1930665 | 2215856 | 12/16/2021 | 270 | 1,332,119.56 | |
| 1930706 | 2215915 | 12/16/2021 | 270 | 998,063.65 | |
| 1930581 | 2701210 AIRS DSM | 12/16/2021 | 270 | 605,642.25 | |
| 1930667 | 2215859 | 12/16/2021 | 270 | 517,415.84 | |
| 1930619 | 2215796 | 12/16/2021 | 270 | 485,099.00 | |
| 1930648 | 2215836 | 12/16/2021 | 270 | 461,916.55 | |
| 1930590 | 2751201 | 12/16/2021 | 270 | 311,424.59 | |
| 1930707 | 2215916 | 12/16/2021 | 270 | 253,125.52 | |
| 1930647 | 2215833 | 12/16/2021 | 270 | 248,943.60 | |
| 1930708 | 2215917 | 12/16/2021 | 270 | 222,185.91 | |
| 1930628 | 2215806 | 12/16/2021 | 270 | 182,510.14 | |
| 1930638 | 2215824 | 12/16/2021 | 270 | 158,574.71 | |
| 1930579 | 2701208 AIRS TAX | 12/16/2021 | 270 | 138,956.20 | |
| 1930639 | 2215825 | 12/16/2021 | 270 | 115,786.59 | |
| 1930614 | 2215791 | 12/16/2021 | 270 | 104,952.02 | |
| 1930640 | 2215826 | 12/16/2021 | 270 | 99,251.70 | |
| 1930643 | 2215829 | 12/16/2021 | 270 | 74,708.12 | |
| 1930703 | 2215912 | 12/16/2021 | 270 | 73,447.43 | |
| 1930690 | 2215899 | 12/16/2021 | 270 | 67,414.85 | |
| 1930618 | 2215795 | 12/16/2021 | 270 | 60,235.00 | |
| 1930615 | 2215792 | 12/16/2021 | 270 | 54,000.00 | |
| 1930627 | 2215804 | 12/16/2021 | 270 | 47,171.43 | |
| 1930716 | 2215925 | 12/16/2021 | 270 | 37,534.65 | |
| 1930702 | 2215911 | 12/16/2021 | 270 | 36,532.05 | |
| 1930692 | 2215901 | 12/16/2021 | 270 | 24,598.00 | |
| 1930715 | 2215924 | 12/16/2021 | 270 | 24,392.92 | |
| 1930587 | 2701204 | 12/16/2021 | 270 | 22,447.87 | |
| 1930616 | 2215793 | 12/16/2021 | 270 | 20,010.02 | |
| 1930714 | 2215923 | 12/16/2021 | 270 | 16,871.25 | |
| 1930686 | 2215895 | 12/16/2021 | 270 | 12,160.00 | |
| 1930713 | 2215922 | 12/16/2021 | 270 | 11,731.30 | |
| 1930612 | 2215789 | 12/16/2021 | 270 | 11,138.95 | |
| 1930684 | 2215890 | 12/16/2021 | 270 | 10,915.00 | |
| 1930691 | 2215900 | 12/16/2021 | 270 | 10,887.00 | |

Run Date: 12/30/2021
 Run Time: 2:44:16PM

Demand Account Activity

Start Date: 7/1/2021 End Date: 12/31/2021

Page: 163
 User: 0

| Jnl. Entry | Ref # | Trx. Date | Ledger | Debit Amount | Credit Amount |
|------------|----------------------|------------|--------|----------------|----------------|
| 1930642 | 2215828 | 12/16/2021 | 270 | 8,395.37 | |
| 1930617 | 2215794 | 12/16/2021 | 270 | 7,892.69 | |
| 1930719 | 2215928 | 12/16/2021 | 270 | 7,462.00 | |
| 1930694 | 2215903 | 12/16/2021 | 270 | 7,420.00 | |
| 1930666 | 2215857 | 12/16/2021 | 270 | 6,882.07 | |
| 1930718 | 2215927 | 12/16/2021 | 270 | 6,433.57 | |
| 1930712 | 2215921 | 12/16/2021 | 270 | 5,903.92 | |
| 1930634 | 2215816 | 12/16/2021 | 270 | 5,800.00 | |
| 1930641 | 2215827 | 12/16/2021 | 270 | 5,002.96 | |
| 1930623 | 2215800 | 12/16/2021 | 270 | 4,642.00 | |
| 1930633 | 2215814 | 12/16/2021 | 270 | 4,345.00 | |
| 1930711 | 2215920 | 12/16/2021 | 270 | 3,420.00 | |
| 1930693 | 2215902 | 12/16/2021 | 270 | 2,980.00 | |
| 1930610 | 2215787 | 12/16/2021 | 270 | 2,835.00 | |
| 1930704 | 2215913 | 12/16/2021 | 270 | 2,690.64 | |
| 1930710 | 2215919 | 12/16/2021 | 270 | 2,664.01 | |
| 1930630 | 2215808 | 12/16/2021 | 270 | 2,630.00 | |
| 1930613 | 2215790 | 12/16/2021 | 270 | 1,982.60 | |
| 1930626 | 2215803 | 12/16/2021 | 270 | 1,965.11 | |
| 1930625 | 2215802 | 12/16/2021 | 270 | 1,421.01 | |
| 1930580 | 2701209 AIRS DSM | 12/16/2021 | 270 | 1,381.07 | |
| 1930709 | 2215918 | 12/16/2021 | 270 | 1,202.54 | |
| 1930620 | 2215797 | 12/16/2021 | 270 | 1,124.00 | |
| 1930717 | 2215926 | 12/16/2021 | 270 | 1,050.00 | |
| 1930601 | 1930601 | 12/16/2021 | 270 | 1,000.00 | |
| 1930632 | 2215812 | 12/16/2021 | 270 | 788.00 | |
| 1930635 | 2215818 | 12/16/2021 | 270 | 680.00 | |
| 1930661 | 2215850 | 12/16/2021 | 270 | 616.44 | |
| 1930689 | 2215898 | 12/16/2021 | 270 | 360.00 | |
| 1930696 | 2215905 | 12/16/2021 | 270 | 332.34 | |
| 1930701 | 2215910 | 12/16/2021 | 270 | 287.78 | |
| 1930604 | EFT SST REV | 12/16/2021 | 270 | 234.24 | |
| 1930606 | Back Out Journal Er | 12/16/2021 | 270 | 234.24 | |
| 1930608 | Back Out Journal Er | 12/16/2021 | 270 | 234.24 | |
| 1930629 | 2215807 | 12/16/2021 | 270 | 227.50 | |
| 1930624 | 2215801 | 12/16/2021 | 270 | 178.50 | |
| 1930695 | 2215904 | 12/16/2021 | 270 | 176.25 | |
| 1930622 | 2215799 | 12/16/2021 | 270 | 166.00 | |
| 1930631 | 2215809 | 12/16/2021 | 270 | 160.00 | |
| 1930611 | 2215788 | 12/16/2021 | 270 | 140.00 | |
| 1930621 | 2215798 | 12/16/2021 | 270 | 87.50 | |
| 1930664 | 2215855 | 12/16/2021 | 270 | 30.00 | |
| 1930603 | DFA EFT REV 12-16 | 12/16/2021 | 270 | | 7,047.16 |
| 1930604 | EFT SST REV | 12/16/2021 | 270 | | 234.24 |
| 1930585 | 2701202 | 12/16/2021 | 270 | | 269,767,283.71 |
| 1930586 | 2701203 | 12/16/2021 | 270 | | 10,466,984.71 |
| 1930588 | 2701206 | 12/16/2021 | 270 | | 141.25 |
| 1930595 | 2701205 | 12/16/2021 | 270 | | 27,585,942.35 |
| 1930606 | Back Out Journal Er | 12/16/2021 | 270 | | 234.24 |
| 1930607 | Correct Journal Entr | 12/16/2021 | 270 | | 234.24 |
| 1930609 | Correct Journal Entr | 12/16/2021 | 270 | | 234.24 |
| 1930728 | 2781201 | 12/16/2021 | 270 | | 31,000,000.00 |
| 1931426 | 2701205 | 12/17/2021 | 270 | 133,512,197.79 | |
| 1931416 | 2701207 AIRS TAX | 12/17/2021 | 270 | 106,302,844.31 | |
| 1931445 | 2215955 | 12/17/2021 | 270 | 14,985,022.78 | |
| 1931439 | 2215949 | 12/17/2021 | 270 | 12,468,803.86 | |

Run Date: 12/30/2021
 Run Time: 2:44:16PM

Demand Account Activity

Page: 164
 User: 0

Start Date: 7/1/2021 End Date: 12/31/2021

| Jnl. Entry | Ref # | Trx. Date | Ledger | Debit Amount | Credit Amount |
|------------|------------------|------------|--------|--------------|---------------|
| 1931421 | 3001202 | 12/17/2021 | 270 | 6,000,000.00 | |
| 1931475 | 2215995 | 12/17/2021 | 270 | 4,015,234.00 | |
| 1931431 | 0811201 | 12/17/2021 | 270 | 1,567,944.76 | |
| 1931474 | 2215994 | 12/17/2021 | 270 | 1,146,077.52 | |
| 1931461 | 2215976 | 12/17/2021 | 270 | 1,128,758.76 | |
| 1931444 | 2215954 | 12/17/2021 | 270 | 677,896.95 | |
| 1931457 | 2215968 | 12/17/2021 | 270 | 215,346.45 | |
| 1931501 | 2216040 | 12/17/2021 | 270 | 212,823.51 | |
| 1931522 | 2216079 | 12/17/2021 | 270 | 206,000.00 | |
| 1931419 | 2701210 AIRS DSM | 12/17/2021 | 270 | 199,952.62 | |
| 1931459 | 2215973 | 12/17/2021 | 270 | 153,080.55 | |
| 1931441 | 2215951 | 12/17/2021 | 270 | 144,404.86 | |
| 1931491 | 2216030 | 12/17/2021 | 270 | 69,088.92 | |
| 1931456 | 2215967 | 12/17/2021 | 270 | 67,643.84 | |
| 1931458 | 2215969 | 12/17/2021 | 270 | 52,253.84 | |
| 1931460 | 2215974 | 12/17/2021 | 270 | 48,431.00 | |
| 1931492 | 2216031 | 12/17/2021 | 270 | 41,811.36 | |
| 1931434 | 2215944 | 12/17/2021 | 270 | 40,427.50 | |
| 1931476 | 2215996 | 12/17/2021 | 270 | 37,541.24 | |
| 1931433 | 2215943 | 12/17/2021 | 270 | 34,435.50 | |
| 1931487 | 2216024 | 12/17/2021 | 270 | 34,278.34 | |
| 1931493 | 2216032 | 12/17/2021 | 270 | 32,004.63 | |
| 1931488 | 2216027 | 12/17/2021 | 270 | 31,981.03 | |
| 1931473 | 2215993 | 12/17/2021 | 270 | 31,339.07 | |
| 1931440 | 2215950 | 12/17/2021 | 270 | 23,752.71 | |
| 1931417 | 2701208 AIRS TAX | 12/17/2021 | 270 | 16,339.25 | |
| 1931435 | 2215945 | 12/17/2021 | 270 | 15,481.72 | |
| 1931455 | 2215966 | 12/17/2021 | 270 | 11,454.48 | |
| 1931500 | 2216039 | 12/17/2021 | 270 | 10,047.14 | |
| 1931423 | 2701202 | 12/17/2021 | 270 | 7,300.95 | |
| 1931425 | 2701204 | 12/17/2021 | 270 | 5,000.00 | |
| 1931454 | 2215965 | 12/17/2021 | 270 | 4,316.34 | |
| 1931484 | 2216016 | 12/17/2021 | 270 | 4,000.00 | |
| 1931447 | 2215957 | 12/17/2021 | 270 | 3,266.55 | |
| 1931463 | 2215978 | 12/17/2021 | 270 | 2,860.00 | |
| 1931467 | 2215985 | 12/17/2021 | 270 | 2,490.00 | |
| 1931466 | 2215983 | 12/17/2021 | 270 | 2,031.25 | |
| 1931453 | 2215964 | 12/17/2021 | 270 | 1,770.00 | |
| 1931452 | 2215963 | 12/17/2021 | 270 | 1,740.00 | |
| 1931462 | 2215977 | 12/17/2021 | 270 | 1,346.00 | |
| 1931443 | 2215953 | 12/17/2021 | 270 | 1,115.00 | |
| 1931472 | 2215992 | 12/17/2021 | 270 | 1,010.75 | |
| 1931451 | 2215962 | 12/17/2021 | 270 | 760.11 | |
| 1931446 | 2215956 | 12/17/2021 | 270 | 744.18 | |
| 1931442 | 2215952 | 12/17/2021 | 270 | 685.00 | |
| 1931471 | 2215991 | 12/17/2021 | 270 | 677.52 | |
| 1931418 | 2701209 AIRS DSM | 12/17/2021 | 270 | 534.65 | |
| 1931450 | 2215961 | 12/17/2021 | 270 | 491.00 | |
| 1931468 | 2215987 | 12/17/2021 | 270 | 355.00 | |
| 1931470 | 2215990 | 12/17/2021 | 270 | 330.20 | |
| 1931448 | 2215959 | 12/17/2021 | 270 | 250.00 | |
| 1931449 | 2215960 | 12/17/2021 | 270 | 150.00 | |
| 1931438 | 2215948 | 12/17/2021 | 270 | 135.65 | |
| 1931465 | 2215982 | 12/17/2021 | 270 | 125.00 | |
| 1931437 | 2215947 | 12/17/2021 | 270 | 100.00 | |
| 1931464 | 2215979 | 12/17/2021 | 270 | 100.00 | |

Run Date: 12/30/2021
 Run Time: 2:44:16PM

Demand Account Activity

Start Date: 7/1/2021 End Date: 12/31/2021

Page: 165
 User: 0

| Jnl. Entry | Ref # | Trx. Date | Ledger | Debit Amount | Credit Amount |
|------------|-------------------|------------|--------|---------------|----------------|
| 1931436 | 2215946 | 12/17/2021 | 270 | 82.43 | |
| 1931432 | 8009896 EFT REV 1 | 12/17/2021 | 270 | | 62,295.61 |
| 1931422 | 2701201 | 12/17/2021 | 270 | | 12,468,803.86 |
| 1931424 | 2701203 | 12/17/2021 | 270 | | 200,928,831.28 |
| 1931429 | 3981203 | 12/17/2021 | 270 | | 8,661,626.37 |
| 1931523 | 2781201 | 12/17/2021 | 270 | | 62,000,000.00 |
| 1931849 | 3981201 | 12/20/2021 | 270 | 67,435,000.00 | |
| 1931833 | 2701207 AIRS TAX | 12/20/2021 | 270 | 45,015,036.87 | |
| 1931855 | 2216080 | 12/20/2021 | 270 | 18,787,157.63 | |
| 1931948 | 2781201 | 12/20/2021 | 270 | 14,000,000.00 | |
| 1931841 | 3001202 | 12/20/2021 | 270 | 5,000,000.00 | |
| 1931938 | 2216202 | 12/20/2021 | 270 | 4,450,000.00 | |
| 1931842 | 4721201 | 12/20/2021 | 270 | 2,815,645.96 | |
| 1931853 | CD ACH Bank Trans | 12/20/2021 | 270 | 2,485,000.00 | |
| 1931899 | 2216140 | 12/20/2021 | 270 | 1,673,655.23 | |
| 1931838 | 2741201 | 12/20/2021 | 270 | 1,362,750.00 | |
| 1931907 | 2216149 | 12/20/2021 | 270 | 1,305,065.16 | |
| 1931905 | 2216147 | 12/20/2021 | 270 | 1,217,740.22 | |
| 1931866 | 2216100 | 12/20/2021 | 270 | 1,076,480.37 | |
| 1931868 | 2216102 | 12/20/2021 | 270 | 971,461.17 | |
| 1931940 | 2216204 | 12/20/2021 | 270 | 840,347.10 | |
| 1931854 | 0811201 | 12/20/2021 | 270 | 737,813.83 | |
| 1931890 | 2216128 | 12/20/2021 | 270 | 442,426.06 | |
| 1931867 | 2216101 | 12/20/2021 | 270 | 338,392.34 | |
| 1931862 | 2216096 | 12/20/2021 | 270 | 286,015.37 | |
| 1931930 | 2216193 | 12/20/2021 | 270 | 260,745.00 | |
| 1931900 | 2216141 | 12/20/2021 | 270 | 218,641.44 | |
| 1931870 | 2216104 | 12/20/2021 | 270 | 194,403.25 | |
| 1931861 | 2216095 | 12/20/2021 | 270 | 192,168.78 | |
| 1931893 | 2216131 | 12/20/2021 | 270 | 190,776.94 | |
| 1931878 | 2216112 | 12/20/2021 | 270 | 166,185.00 | |
| 1931875 | 2216109 | 12/20/2021 | 270 | 141,634.64 | |
| 1931939 | 2216203 | 12/20/2021 | 270 | 100,000.00 | |
| 1931865 | 2216099 | 12/20/2021 | 270 | 93,579.31 | |
| 1931883 | 2216121 | 12/20/2021 | 270 | 89,556.94 | |
| 1931908 | 2216150 | 12/20/2021 | 270 | 75,412.43 | |
| 1931896 | 2216137 | 12/20/2021 | 270 | 66,380.00 | |
| 1931856 | 2216081 | 12/20/2021 | 270 | 51,038.94 | |
| 1931936 | 2216200 | 12/20/2021 | 270 | 50,000.00 | |
| 1931835 | 2701210 AIRS SAM | 12/20/2021 | 270 | 48,169.50 | |
| 1931839 | 2751201 | 12/20/2021 | 270 | 39,240.00 | |
| 1931876 | 2216110 | 12/20/2021 | 270 | 38,060.00 | |
| 1931901 | 2216142 | 12/20/2021 | 270 | 28,547.84 | |
| 1931898 | 2216139 | 12/20/2021 | 270 | 27,770.70 | |
| 1931836 | 2701201 | 12/20/2021 | 270 | 22,716.96 | |
| 1931864 | 2216098 | 12/20/2021 | 270 | 13,339.94 | |
| 1931882 | 2216120 | 12/20/2021 | 270 | 10,824.00 | |
| 1931895 | 2216136 | 12/20/2021 | 270 | 10,021.56 | |
| 1931903 | 2216144 | 12/20/2021 | 270 | 8,073.67 | |
| 1931859 | 2216084 | 12/20/2021 | 270 | 7,860.00 | |
| 1931880 | 2216118 | 12/20/2021 | 270 | 6,936.69 | |
| 1931860 | 2216094 | 12/20/2021 | 270 | 4,242.97 | |
| 1931857 | 2216082 | 12/20/2021 | 270 | 4,075.60 | |
| 1931897 | 2216138 | 12/20/2021 | 270 | 4,070.00 | |
| 1931929 | 2216192 | 12/20/2021 | 270 | 4,000.00 | |
| 1931879 | 2216117 | 12/20/2021 | 270 | 3,785.00 | |

Run Date: 12/30/2021
 Run Time: 2:44:16PM

Demand Account Activity

Start Date: 7/1/2021 End Date: 12/31/2021

Page: 166
 User: 0

| Jnl. Entry | Ref # | Trx. Date | Ledger | Debit Amount | Credit Amount |
|------------|-------------------|------------|--------|----------------|---------------|
| 1931884 | 2216122 | 12/20/2021 | 270 | 3,688.80 | |
| 1931934 | 2216198 | 12/20/2021 | 270 | 3,397.00 | |
| 1931909 | 2216151 | 12/20/2021 | 270 | 3,120.00 | |
| 1931885 | 2216123 | 12/20/2021 | 270 | 2,866.60 | |
| 1931906 | 2216148 | 12/20/2021 | 270 | 2,704.23 | |
| 1931886 | 2216124 | 12/20/2021 | 270 | 2,687.58 | |
| 1931874 | 2216108 | 12/20/2021 | 270 | 2,500.00 | |
| 1931877 | 2216111 | 12/20/2021 | 270 | 1,875.00 | |
| 1931871 | 2216105 | 12/20/2021 | 270 | 1,813.75 | |
| 1931891 | 2216129 | 12/20/2021 | 270 | 1,280.00 | |
| 1931928 | 2216191 | 12/20/2021 | 270 | 1,205.00 | |
| 1931889 | 2216127 | 12/20/2021 | 270 | 850.00 | |
| 1931858 | 2216083 | 12/20/2021 | 270 | 838.14 | |
| 1931894 | 2216135 | 12/20/2021 | 270 | 756.28 | |
| 1931869 | 2216103 | 12/20/2021 | 270 | 650.00 | |
| 1931933 | 2216197 | 12/20/2021 | 270 | 491.30 | |
| 1931935 | 2216199 | 12/20/2021 | 270 | 475.00 | |
| 1931887 | 2216125 | 12/20/2021 | 270 | 461.00 | |
| 1931937 | 2216201 | 12/20/2021 | 270 | 429.25 | |
| 1931834 | 2701209 AIRS DSM | 12/20/2021 | 270 | 316.96 | |
| 1931872 | 2216106 | 12/20/2021 | 270 | 250.00 | |
| 1931892 | 2216130 | 12/20/2021 | 270 | 140.00 | |
| 1931902 | 2216143 | 12/20/2021 | 270 | 122.09 | |
| 1931881 | 2216119 | 12/20/2021 | 270 | 116.25 | |
| 1931873 | 2216107 | 12/20/2021 | 270 | 100.00 | |
| 1931888 | 2216126 | 12/20/2021 | 270 | 50.00 | |
| 1931904 | 2216145 | 12/20/2021 | 270 | 3.00 | |
| 1931844 | 8009898 EFT REV 1 | 12/20/2021 | 270 | | 63,163.28 |
| 1931837 | 2701202 | 12/20/2021 | 270 | | 30,366,233.34 |
| 1931840 | 2701203 | 12/20/2021 | 270 | | 55,984,664.41 |
| 1931843 | 2701204 | 12/20/2021 | 270 | | 85,857,704.52 |
| 1932367 | 2701207 AIRS TAX | 12/21/2021 | 270 | 144,085,037.08 | |
| 1932378 | 3981201 | 12/21/2021 | 270 | 126,096,414.47 | |
| 1932376 | 3001202 | 12/21/2021 | 270 | 7,000,000.00 | |
| 1932386 | 0811201 | 12/21/2021 | 270 | 1,265,320.28 | |
| 1932447 | 2216295 | 12/21/2021 | 270 | 963,951.64 | |
| 1932445 | 2216293 | 12/21/2021 | 270 | 800,008.84 | |
| 1932374 | 2751201 | 12/21/2021 | 270 | 600,217.11 | |
| 1932450 | 2216298 | 12/21/2021 | 270 | 501,080.91 | |
| 1932396 | 2216226 | 12/21/2021 | 270 | 319,887.44 | |
| 1932428 | 2216267 | 12/21/2021 | 270 | 308,786.62 | |
| 1932413 | 2216252 | 12/21/2021 | 270 | 207,443.93 | |
| 1932387 | 2216216 | 12/21/2021 | 270 | 175,605.74 | |
| 1932429 | 2216271 | 12/21/2021 | 270 | 175,430.08 | |
| 1932395 | 2216225 | 12/21/2021 | 270 | 157,971.60 | |
| 1932408 | 2216245 | 12/21/2021 | 270 | 155,293.66 | |
| 1932412 | 2216251 | 12/21/2021 | 270 | 123,635.44 | |
| 1932370 | 2701210 AIRS DSM | 12/21/2021 | 270 | 96,430.66 | |
| 1932391 | 2216221 | 12/21/2021 | 270 | 96,075.00 | |
| 1932414 | 2216253 | 12/21/2021 | 270 | 82,357.93 | |
| 1932392 | 2216222 | 12/21/2021 | 270 | 79,615.00 | |
| 1932476 | 2216355 | 12/21/2021 | 270 | 71,117.71 | |
| 1932468 | 2216345 | 12/21/2021 | 270 | 65,794.82 | |
| 1932368 | 2701208 AIRS TAX | 12/21/2021 | 270 | 65,336.22 | |
| 1932425 | 2216264 | 12/21/2021 | 270 | 49,585.70 | |
| 1932430 | 2216272 | 12/21/2021 | 270 | 49,353.63 | |

Run Date: 12/30/2021
 Run Time: 2:44:16PM

Demand Account Activity

Page: 167
 User: 0

Start Date: 7/1/2021 End Date: 12/31/2021

| Jnl. Entry | Ref # | Trx. Date | Ledger | Debit Amount | Credit Amount |
|------------|-------------------|------------|--------|--------------|----------------|
| 1932397 | 2216227 | 12/21/2021 | 270 | 38,847.43 | |
| 1932424 | 2216263 | 12/21/2021 | 270 | 36,322.20 | |
| 1932454 | 2216312 | 12/21/2021 | 270 | 26,691.81 | |
| 1932415 | 2216254 | 12/21/2021 | 270 | 25,561.87 | |
| 1932416 | 2216255 | 12/21/2021 | 270 | 22,744.10 | |
| 1932390 | 2216220 | 12/21/2021 | 270 | 20,140.00 | |
| 1932448 | 2216296 | 12/21/2021 | 270 | 19,802.00 | |
| 1932417 | 2216256 | 12/21/2021 | 270 | 16,184.64 | |
| 1932398 | 2216228 | 12/21/2021 | 270 | 14,287.00 | |
| 1932443 | 2216291 | 12/21/2021 | 270 | 12,067.29 | |
| 1932372 | 2701201 | 12/21/2021 | 270 | 11,400.00 | |
| 1932441 | 2216289 | 12/21/2021 | 270 | 10,811.00 | |
| 1932400 | 2216230 | 12/21/2021 | 270 | 10,168.75 | |
| 1932410 | 2216249 | 12/21/2021 | 270 | 9,185.00 | |
| 1932449 | 2216297 | 12/21/2021 | 270 | 7,988.60 | |
| 1932401 | 2216231 | 12/21/2021 | 270 | 7,318.50 | |
| 1932423 | 2216262 | 12/21/2021 | 270 | 7,003.11 | |
| 1932371 | 2701211 AIRS DSM | 12/21/2021 | 270 | 4,755.00 | |
| 1932455 | 2216313 | 12/21/2021 | 270 | 4,629.21 | |
| 1932431 | 2216273 | 12/21/2021 | 270 | 3,458.58 | |
| 1932446 | 2216294 | 12/21/2021 | 270 | 3,384.34 | |
| 1932394 | 2216224 | 12/21/2021 | 270 | 2,980.00 | |
| 1932444 | 2216292 | 12/21/2021 | 270 | 2,795.00 | |
| 1932440 | 2216287 | 12/21/2021 | 270 | 2,783.44 | |
| 1932426 | 2216265 | 12/21/2021 | 270 | 2,675.00 | |
| 1932411 | 2216250 | 12/21/2021 | 270 | 2,604.00 | |
| 1932435 | 2216280 | 12/21/2021 | 270 | 2,370.00 | |
| 1932419 | 2216258 | 12/21/2021 | 270 | 2,074.00 | |
| 1932469 | 2216346 | 12/21/2021 | 270 | 2,065.00 | |
| 1932432 | 2216274 | 12/21/2021 | 270 | 1,990.00 | |
| 1932437 | 2216284 | 12/21/2021 | 270 | 1,580.00 | |
| 1932436 | 2216282 | 12/21/2021 | 270 | 1,476.75 | |
| 1932389 | 2216218 | 12/21/2021 | 270 | 1,243.00 | |
| 1932388 | 2216217 | 12/21/2021 | 270 | 1,125.00 | |
| 1932475 | 2216354 | 12/21/2021 | 270 | 810.00 | |
| 1932421 | 2216260 | 12/21/2021 | 270 | 755.00 | |
| 1932470 | 2216347 | 12/21/2021 | 270 | 720.00 | |
| 1932434 | 2216278 | 12/21/2021 | 270 | 716.85 | |
| 1932451 | 2216299 | 12/21/2021 | 270 | 535.41 | |
| 1932393 | 2216223 | 12/21/2021 | 270 | 500.00 | |
| 1932458 | 2216322 | 12/21/2021 | 270 | 400.00 | |
| 1932427 | 2216266 | 12/21/2021 | 270 | 308.75 | |
| 1932369 | 2701209 AIRS DSM | 12/21/2021 | 270 | 279.15 | |
| 1932474 | 2216353 | 12/21/2021 | 270 | 260.00 | |
| 1932442 | 2216290 | 12/21/2021 | 270 | 240.00 | |
| 1932420 | 2216259 | 12/21/2021 | 270 | 225.00 | |
| 1932486 | 2216368 | 12/21/2021 | 270 | 170.00 | |
| 1932399 | 2216229 | 12/21/2021 | 270 | 150.00 | |
| 1932418 | 2216257 | 12/21/2021 | 270 | 150.00 | |
| 1932385 | 0801201 | 12/21/2021 | 270 | 139.46 | |
| 1932433 | 2216275 | 12/21/2021 | 270 | 120.00 | |
| 1932453 | 2216311 | 12/21/2021 | 270 | 19.41 | |
| 1932422 | 2216261 | 12/21/2021 | 270 | 4.30 | |
| 1932383 | 8009899 EFT REV 1 | 12/21/2021 | 270 | | 11,115.07 |
| 1932373 | 2701202 | 12/21/2021 | 270 | | 15,041,138.83 |
| 1932375 | 2701203 | 12/21/2021 | 270 | | 218,416,674.46 |

Run Date: 12/30/2021
 Run Time: 2:44:16PM

Demand Account Activity

Page: 168
 User: 0

Start Date: 7/1/2021 End Date: 12/31/2021

| Jnl. Entry | Ref # | Trx. Date | Ledger | Debit Amount | Credit Amount |
|------------|------------------|------------|--------|----------------|---------------|
| 1932377 | 2701204 | 12/21/2021 | 270 | | 188.17 |
| 1932488 | 2701201 | 12/21/2021 | 270 | | 50,000,000.00 |
| 1932932 | 2781201 | 12/22/2021 | 270 | 125,000,000.00 | |
| 1932796 | 2701207 AIRS TAX | 12/22/2021 | 270 | 117,639,536.80 | |
| 1932811 | 3981202 | 12/22/2021 | 270 | 85,076,479.15 | |
| 1932828 | 2216379 | 12/22/2021 | 270 | 56,010,088.82 | |
| 1932870 | 2216448 | 12/22/2021 | 270 | 49,693,280.47 | |
| 1932867 | 2216445 | 12/22/2021 | 270 | 32,792,671.29 | |
| 1932822 | 2216373 | 12/22/2021 | 270 | 16,877,460.74 | |
| 1932819 | 0811201 | 12/22/2021 | 270 | 6,696,491.22 | |
| 1932808 | 2751201 | 12/22/2021 | 270 | 6,367,900.00 | |
| 1932804 | 3001201 | 12/22/2021 | 270 | 5,000,000.00 | |
| 1932869 | 2216447 | 12/22/2021 | 270 | 1,792,948.74 | |
| 1932850 | 2216412 | 12/22/2021 | 270 | 752,270.40 | |
| 1932843 | 2216400 | 12/22/2021 | 270 | 484,573.43 | |
| 1932853 | 2216416 | 12/22/2021 | 270 | 482,389.59 | |
| 1932841 | 2216396 | 12/22/2021 | 270 | 450,971.18 | |
| 1932851 | 2216413 | 12/22/2021 | 270 | 351,252.36 | |
| 1932799 | 2701210 AIRS DSM | 12/22/2021 | 270 | 302,262.68 | |
| 1932855 | 2216423 | 12/22/2021 | 270 | 196,558.22 | |
| 1932823 | 2216374 | 12/22/2021 | 270 | 181,161.11 | |
| 1932840 | 2216392 | 12/22/2021 | 270 | 178,570.19 | |
| 1932903 | 2216481 | 12/22/2021 | 270 | 151,253.45 | |
| 1932833 | 2216384 | 12/22/2021 | 270 | 125,905.87 | |
| 1932834 | 2216385 | 12/22/2021 | 270 | 119,262.24 | |
| 1932839 | 2216391 | 12/22/2021 | 270 | 89,609.09 | |
| 1932827 | 2216378 | 12/22/2021 | 270 | 85,519.94 | |
| 1932835 | 2216386 | 12/22/2021 | 270 | 77,182.41 | |
| 1932797 | 2701208 AIRS TAX | 12/22/2021 | 270 | 76,199.75 | |
| 1932831 | 2216382 | 12/22/2021 | 270 | 53,372.51 | |
| 1932904 | 2216482 | 12/22/2021 | 270 | 52,163.64 | |
| 1932825 | 2216376 | 12/22/2021 | 270 | 47,242.01 | |
| 1932930 | 2216533 | 12/22/2021 | 270 | 33,819.00 | |
| 1932836 | 2216387 | 12/22/2021 | 270 | 33,695.56 | |
| 1932849 | 2216411 | 12/22/2021 | 270 | 20,097.54 | |
| 1932890 | 2216468 | 12/22/2021 | 270 | 17,835.00 | |
| 1932829 | 2216380 | 12/22/2021 | 270 | 17,238.16 | |
| 1932873 | 2216451 | 12/22/2021 | 270 | 16,044.58 | |
| 1932856 | 2216424 | 12/22/2021 | 270 | 15,490.62 | |
| 1932830 | 2216381 | 12/22/2021 | 270 | 14,372.47 | |
| 1932883 | 2216461 | 12/22/2021 | 270 | 12,885.00 | |
| 1932884 | 2216462 | 12/22/2021 | 270 | 10,745.00 | |
| 1932893 | 2216471 | 12/22/2021 | 270 | 10,107.50 | |
| 1932885 | 2216463 | 12/22/2021 | 270 | 8,560.00 | |
| 1932888 | 2216466 | 12/22/2021 | 270 | 8,538.25 | |
| 1932876 | 2216454 | 12/22/2021 | 270 | 7,342.81 | |
| 1932877 | 2216455 | 12/22/2021 | 270 | 7,019.66 | |
| 1932842 | 2216399 | 12/22/2021 | 270 | 6,500.00 | |
| 1932832 | 2216383 | 12/22/2021 | 270 | 5,013.87 | |
| 1932889 | 2216467 | 12/22/2021 | 270 | 4,487.42 | |
| 1932826 | 2216377 | 12/22/2021 | 270 | 4,369.00 | |
| 1932824 | 2216375 | 12/22/2021 | 270 | 4,000.16 | |
| 1932887 | 2216465 | 12/22/2021 | 270 | 3,253.30 | |
| 1932844 | 2216401 | 12/22/2021 | 270 | 2,320.00 | |
| 1932891 | 2216469 | 12/22/2021 | 270 | 2,135.00 | |
| 1932801 | 2701202 | 12/22/2021 | 270 | 2,009.00 | |

Run Date: 12/30/2021
 Run Time: 2:44:16PM

Demand Account Activity

Start Date: 7/1/2021 End Date: 12/31/2021

Page: 169
 User: 0

| Jnl. Entry | Ref # | Trx. Date | Ledger | Debit Amount | Credit Amount |
|------------|----------------------|------------|--------|---------------|----------------|
| 1932886 | 2216464 | 12/22/2021 | 270 | 1,854.60 | |
| 1932846 | 2216404 | 12/22/2021 | 270 | 1,528.25 | |
| 1932852 | 2216415 | 12/22/2021 | 270 | 1,371.24 | |
| 1932902 | 2216480 | 12/22/2021 | 270 | 1,325.50 | |
| 1932845 | 2216403 | 12/22/2021 | 270 | 1,220.00 | |
| 1932838 | 2216389 | 12/22/2021 | 270 | 1,123.50 | |
| 1932899 | 2216477 | 12/22/2021 | 270 | 850.00 | |
| 1932871 | 2216449 | 12/22/2021 | 270 | 539.55 | |
| 1932872 | 2216450 | 12/22/2021 | 270 | 404.11 | |
| 1932847 | 2216406 | 12/22/2021 | 270 | 386.58 | |
| 1932798 | 2701209 AIRS SMV | 12/22/2021 | 270 | 354.36 | |
| 1932892 | 2216470 | 12/22/2021 | 270 | 240.00 | |
| 1932848 | 2216408 | 12/22/2021 | 270 | 160.00 | |
| 1932854 | 2216422 | 12/22/2021 | 270 | 78.84 | |
| 1932818 | 0801201 | 12/22/2021 | 270 | 28.87 | |
| 1932837 | 2216388 | 12/22/2021 | 270 | 0.26 | |
| 1932868 | 2216446 | 12/22/2021 | 270 | 0.04 | |
| 1932817 | 8009901 EFT REV 1 | 12/22/2021 | 270 | | 36,671.44 |
| 1932800 | 2701201 | 12/22/2021 | 270 | | 13,235,411.61 |
| 1932802 | 2701203 | 12/22/2021 | 270 | | 16,877,460.74 |
| 1932803 | 2701204 | 12/22/2021 | 270 | | 265,450,232.78 |
| 1932805 | 2701205 | 12/22/2021 | 270 | | 4,560.00 |
| 1932809 | 2701206 | 12/22/2021 | 270 | | 66,910,301.95 |
| 1933419 | Correct Journal Entr | 12/27/2021 | 270 | 40,866,676.11 | |
| 1933305 | 222701217 | 12/27/2021 | 270 | 25,025,000.00 | |
| 1933366 | 2216595 | 12/27/2021 | 270 | 14,300,902.83 | |
| 1933310 | 222701222 | 12/27/2021 | 270 | 13,000,000.00 | |
| 1933371 | 2216600 | 12/27/2021 | 270 | 3,017,245.15 | |
| 1933298 | 222701209 | 12/27/2021 | 270 | 2,468,000.00 | |
| 1933297 | 222701208 | 12/27/2021 | 270 | 1,515,267.18 | |
| 1933369 | 2216598 | 12/27/2021 | 270 | 1,218,103.60 | |
| 1933417 | 222701233 | 12/27/2021 | 270 | 671,403.84 | |
| 1933362 | 2216591 | 12/27/2021 | 270 | 430,121.65 | |
| 1933293 | 222701204IRPCC A | 12/27/2021 | 270 | 254,045.20 | |
| 1933405 | 2216649 | 12/27/2021 | 270 | 250,000.00 | |
| 1933303 | 222701215 | 12/27/2021 | 270 | 199,166.67 | |
| 1933327 | 2216547 | 12/27/2021 | 270 | 198,166.20 | |
| 1933329 | 2216549 | 12/27/2021 | 270 | 196,172.87 | |
| 1933346 | 2216566 | 12/27/2021 | 270 | 164,576.77 | |
| 1933332 | 2216552 | 12/27/2021 | 270 | 156,757.02 | |
| 1933365 | 2216594 | 12/27/2021 | 270 | 145,655.82 | |
| 1933291 | 222701201 CC AIRS | 12/27/2021 | 270 | 135,605.18 | |
| 1933352 | 2216574 | 12/27/2021 | 270 | 116,000.00 | |
| 1933333 | 2216553 | 12/27/2021 | 270 | 109,731.39 | |
| 1933295 | 222701206 | 12/27/2021 | 270 | 103,088.60 | |
| 1933347 | 2216567 | 12/27/2021 | 270 | 90,835.11 | |
| 1933353 | 2216575 | 12/27/2021 | 270 | 86,099.35 | |
| 1933335 | 2216555 | 12/27/2021 | 270 | 75,269.29 | |
| 1933330 | 2216550 | 12/27/2021 | 270 | 71,393.82 | |
| 1933336 | 2216556 | 12/27/2021 | 270 | 30,944.78 | |
| 1933351 | 2216573 | 12/27/2021 | 270 | 26,180.35 | |
| 1933367 | 2216596 | 12/27/2021 | 270 | 23,821.49 | |
| 1933372 | 2216601 | 12/27/2021 | 270 | 22,025.83 | |
| 1933337 | 2216557 | 12/27/2021 | 270 | 16,276.12 | |
| 1933359 | 2216586 | 12/27/2021 | 270 | 14,687.39 | |
| 1933334 | 2216554 | 12/27/2021 | 270 | 11,375.58 | |

Run Date: 12/30/2021
 Run Time: 2:44:16PM

Demand Account Activity

Page: 170
 User: 0

Start Date: 7/1/2021 End Date: 12/31/2021

| Jnl. Entry | Ref # | Trx. Date | Ledger | Debit Amount | Credit Amount |
|------------|-------------------|------------|--------|--------------|----------------|
| 1933409 | 2216655 | 12/27/2021 | 270 | 11,011.00 | |
| 1933323 | 2216543 | 12/27/2021 | 270 | 10,860.00 | |
| 1933410 | 2216656 | 12/27/2021 | 270 | 10,130.00 | |
| 1933402 | 2216646 | 12/27/2021 | 270 | 9,004.00 | |
| 1933331 | 2216551 | 12/27/2021 | 270 | 8,359.12 | |
| 1933301 | 222701213 | 12/27/2021 | 270 | 7,260.49 | |
| 1933355 | 2216577 | 12/27/2021 | 270 | 5,005.00 | |
| 1933356 | 2216579 | 12/27/2021 | 270 | 3,912.50 | |
| 1933354 | 2216576 | 12/27/2021 | 270 | 3,760.00 | |
| 1933349 | 2216569 | 12/27/2021 | 270 | 3,692.73 | |
| 1933348 | 2216568 | 12/27/2021 | 270 | 3,238.53 | |
| 1933350 | 2216570 | 12/27/2021 | 270 | 2,944.39 | |
| 1933386 | 2216625 | 12/27/2021 | 270 | 2,910.51 | |
| 1933411 | 2216657 | 12/27/2021 | 270 | 2,682.50 | |
| 1933373 | 2216602 | 12/27/2021 | 270 | 2,424.35 | |
| 1933328 | 2216548 | 12/27/2021 | 270 | 2,364.28 | |
| 1933321 | 2216541 | 12/27/2021 | 270 | 2,360.00 | |
| 1933341 | 2216561 | 12/27/2021 | 270 | 2,151.06 | |
| 1933399 | 2216643 | 12/27/2021 | 270 | 2,125.00 | |
| 1933400 | 2216644 | 12/27/2021 | 270 | 1,890.00 | |
| 1933379 | 2216618 | 12/27/2021 | 270 | 1,812.98 | |
| 1933326 | 2216546 | 12/27/2021 | 270 | 1,800.00 | |
| 1933368 | 2216597 | 12/27/2021 | 270 | 1,709.42 | |
| 1933320 | 2216540 | 12/27/2021 | 270 | 1,590.00 | |
| 1933345 | 2216565 | 12/27/2021 | 270 | 1,342.00 | |
| 1933344 | 2216564 | 12/27/2021 | 270 | 1,326.00 | |
| 1933401 | 2216645 | 12/27/2021 | 270 | 1,295.00 | |
| 1933339 | 2216559 | 12/27/2021 | 270 | 923.08 | |
| 1933340 | 2216560 | 12/27/2021 | 270 | 909.33 | |
| 1933343 | 2216563 | 12/27/2021 | 270 | 860.00 | |
| 1933357 | 2216581 | 12/27/2021 | 270 | 799.50 | |
| 1933361 | 2216590 | 12/27/2021 | 270 | 659.53 | |
| 1933342 | 2216562 | 12/27/2021 | 270 | 629.00 | |
| 1933294 | 222701205ABC LIC | 12/27/2021 | 270 | 565.58 | |
| 1933370 | 2216599 | 12/27/2021 | 270 | 535.41 | |
| 1933360 | 2216589 | 12/27/2021 | 270 | 373.00 | |
| 1933398 | 2216642 | 12/27/2021 | 270 | 292.50 | |
| 1933396 | 2216640 | 12/27/2021 | 270 | 234.50 | |
| 1933292 | 222701203IFTA CC | 12/27/2021 | 270 | 204.19 | |
| 1933397 | 2216641 | 12/27/2021 | 270 | 172.50 | |
| 1933358 | 2216583 | 12/27/2021 | 270 | 140.00 | |
| 1933338 | 2216558 | 12/27/2021 | 270 | 100.00 | |
| 1933325 | 2216545 | 12/27/2021 | 270 | 92.00 | |
| 1933364 | 2216593 | 12/27/2021 | 270 | 80.29 | |
| 1933324 | 2216544 | 12/27/2021 | 270 | 60.00 | |
| 1933363 | 2216592 | 12/27/2021 | 270 | 11.54 | |
| 1933322 | 2216542 | 12/27/2021 | 270 | 8.50 | |
| 1933266 | DFA-FCOVDEX | 12/27/2021 | 270 | | 8,000,000.00 |
| 1933269 | 8009902 EFT REV 1 | 12/27/2021 | 270 | | 316,551.52 |
| 1933306 | 222701218 | 12/27/2021 | 270 | | 3,147,776.48 |
| 1933307 | 222701219 | 12/27/2021 | 270 | | 9,628,111.78 |
| 1933308 | 222701220 | 12/27/2021 | 270 | | 2,580,292.26 |
| 1933311 | 222701223 | 12/27/2021 | 270 | | 17,471,983.03 |
| 1933312 | 222701224 | 12/27/2021 | 270 | | 36,925,593.92 |
| 1933314 | 222701230 | 12/27/2021 | 270 | | 38,061,162.16 |
| 1933316 | 222701232 | 12/27/2021 | 270 | | 134,000,000.00 |

Run Date: 12/30/2021
 Run Time: 2:44:16PM

Demand Account Activity

Page: 171
 User: 0

Start Date: 7/1/2021 End Date: 12/31/2021

| Jnl. Entry | Ref # | Trx. Date | Ledger | Debit Amount | Credit Amount |
|------------|-------------------|------------|--------|---------------|---------------|
| 1933421 | 222701250 | 12/27/2021 | 270 | | 595.00 |
| 1933856 | 222701201EFT AIRS | 12/28/2021 | 270 | 38,227,071.90 | |
| 1933738 | 222701230 | 12/28/2021 | 270 | 19,000,000.00 | |
| 1933736 | 222701209 | 12/28/2021 | 270 | 11,000,000.00 | |
| 1933837 | 222701231 | 12/28/2021 | 270 | 3,876,954.01 | |
| 1933753 | 2216685 | 12/28/2021 | 270 | 3,184,623.25 | |
| 1933803 | 2216753 | 12/28/2021 | 270 | 1,408,851.90 | |
| 1933735 | 222701208 | 12/28/2021 | 270 | 1,088,479.49 | |
| 1933743 | 2216669 | 12/28/2021 | 270 | 1,053,000.00 | |
| 1933752 | 2216678 | 12/28/2021 | 270 | 665,158.82 | |
| 1933748 | 2216674 | 12/28/2021 | 270 | 628,298.10 | |
| 1933764 | 2216704 | 12/28/2021 | 270 | 411,063.17 | |
| 1933772 | 2216717 | 12/28/2021 | 270 | 375,000.00 | |
| 1933749 | 2216675 | 12/28/2021 | 270 | 225,000.00 | |
| 1933755 | 2216690 | 12/28/2021 | 270 | 171,216.68 | |
| 1933761 | 2216697 | 12/28/2021 | 270 | 166,376.12 | |
| 1933758 | 2216694 | 12/28/2021 | 270 | 161,183.49 | |
| 1933787 | 2216732 | 12/28/2021 | 270 | 128,157.29 | |
| 1933802 | 2216752 | 12/28/2021 | 270 | 123,188.49 | |
| 1933859 | 222701204IRPCC A | 12/28/2021 | 270 | 102,347.39 | |
| 1933821 | 2216778 | 12/28/2021 | 270 | 100,533.80 | |
| 1933742 | 2216668 | 12/28/2021 | 270 | 69,357.05 | |
| 1933842 | 222701238 | 12/28/2021 | 270 | 63,884.90 | |
| 1933757 | 2216693 | 12/28/2021 | 270 | 44,889.48 | |
| 1933804 | 2216754 | 12/28/2021 | 270 | 22,407.71 | |
| 1933857 | 222701202CC AIRS | 12/28/2021 | 270 | 20,886.97 | |
| 1933805 | 2216755 | 12/28/2021 | 270 | 19,551.02 | |
| 1933750 | 2216676 | 12/28/2021 | 270 | 18,828.79 | |
| 1933796 | 2216745 | 12/28/2021 | 270 | 18,620.00 | |
| 1933810 | 2216760 | 12/28/2021 | 270 | 14,755.00 | |
| 1933779 | 2216724 | 12/28/2021 | 270 | 13,041.22 | |
| 1933747 | 2216673 | 12/28/2021 | 270 | 12,547.43 | |
| 1933799 | 2216749 | 12/28/2021 | 270 | 10,470.00 | |
| 1933783 | 2216728 | 12/28/2021 | 270 | 10,170.18 | |
| 1933759 | 2216695 | 12/28/2021 | 270 | 9,000.00 | |
| 1933762 | 2216701 | 12/28/2021 | 270 | 7,722.74 | |
| 1933797 | 2216746 | 12/28/2021 | 270 | 7,072.22 | |
| 1933760 | 2216696 | 12/28/2021 | 270 | 6,277.24 | |
| 1933798 | 2216748 | 12/28/2021 | 270 | 5,150.00 | |
| 1933756 | 2216692 | 12/28/2021 | 270 | 4,958.81 | |
| 1933780 | 2216725 | 12/28/2021 | 270 | 3,718.57 | |
| 1933786 | 2216731 | 12/28/2021 | 270 | 2,841.03 | |
| 1933823 | 2216780 | 12/28/2021 | 270 | 2,270.00 | |
| 1933822 | 2216779 | 12/28/2021 | 270 | 2,200.00 | |
| 1933765 | 2216705 | 12/28/2021 | 270 | 2,040.00 | |
| 1933766 | 2216706 | 12/28/2021 | 270 | 2,007.75 | |
| 1933767 | 2216708 | 12/28/2021 | 270 | 1,995.00 | |
| 1933824 | 2216782 | 12/28/2021 | 270 | 1,703.25 | |
| 1933809 | 2216759 | 12/28/2021 | 270 | 1,633.41 | |
| 1933741 | 2216667 | 12/28/2021 | 270 | 1,570.00 | |
| 1933740 | 2216666 | 12/28/2021 | 270 | 1,520.00 | |
| 1933778 | 2216723 | 12/28/2021 | 270 | 1,145.40 | |
| 1933751 | 2216677 | 12/28/2021 | 270 | 1,020.00 | |
| 1933768 | 2216710 | 12/28/2021 | 270 | 998.00 | |
| 1933825 | 2216784 | 12/28/2021 | 270 | 854.75 | |
| 1933784 | 2216729 | 12/28/2021 | 270 | 711.13 | |

Run Date: 12/30/2021
 Run Time: 2:44:16PM

Demand Account Activity

Start Date: 7/1/2021 End Date: 12/31/2021

Page: 172
 User: 0

| Jnl. Entry | Ref # | Trx. Date | Ledger | Debit Amount | Credit Amount |
|------------|-------------------|------------|--------|---------------|---------------|
| 1933858 | 222701203IFTA CC | 12/28/2021 | 270 | 670.59 | |
| 1933746 | 2216672 | 12/28/2021 | 270 | 518.34 | |
| 1933754 | 2216689 | 12/28/2021 | 270 | 508.36 | |
| 1933744 | 2216670 | 12/28/2021 | 270 | 500.00 | |
| 1933770 | 2216715 | 12/28/2021 | 270 | 470.00 | |
| 1933777 | 2216722 | 12/28/2021 | 270 | 372.90 | |
| 1933785 | 2216730 | 12/28/2021 | 270 | 284.09 | |
| 1933745 | 2216671 | 12/28/2021 | 270 | 188.24 | |
| 1933826 | 2216786 | 12/28/2021 | 270 | 180.00 | |
| 1933769 | 2216712 | 12/28/2021 | 270 | 100.00 | |
| 1933763 | 2216703 | 12/28/2021 | 270 | 85.46 | |
| 1933806 | 2216756 | 12/28/2021 | 270 | 77.93 | |
| 1933807 | 2216757 | 12/28/2021 | 270 | 53.86 | |
| 1933808 | 2216758 | 12/28/2021 | 270 | 36.19 | |
| 1933739 | 8009905 EFT REV 1 | 12/28/2021 | 270 | | 615,100.81 |
| 1933732 | 222701207 | 12/28/2021 | 270 | | 34,453,980.44 |
| 1933733 | 222701206 | 12/28/2021 | 270 | | 31,826,467.22 |
| 1933734 | 222701205 | 12/28/2021 | 270 | | 10,727,830.16 |
| 1933843 | 222701239 | 12/28/2021 | 270 | | 5,035,948.93 |
| 1933844 | 222701240 | 12/28/2021 | 270 | | 29,256.64 |
| 1934186 | 222701201EFT AIRS | 12/29/2021 | 270 | 55,213,070.25 | |
| 1934213 | 2216824 | 12/29/2021 | 270 | 26,365,853.85 | |
| 1934157 | 222701205 | 12/29/2021 | 270 | 8,000,000.00 | |
| 1934171 | 222701207 | 12/29/2021 | 270 | 7,824,549.37 | |
| 1934320 | 222701241 | 12/29/2021 | 270 | 7,414,860.14 | |
| 1934254 | 2216873 | 12/29/2021 | 270 | 5,926,760.02 | |
| 1934278 | 2216898 | 12/29/2021 | 270 | 1,730,628.53 | |
| 1934255 | 2216874 | 12/29/2021 | 270 | 750,000.00 | |
| 1934231 | 2216843 | 12/29/2021 | 270 | 525,016.57 | |
| 1934218 | 2216829 | 12/29/2021 | 270 | 491,418.05 | |
| 1934252 | 2216871 | 12/29/2021 | 270 | 451,685.46 | |
| 1934229 | 2216841 | 12/29/2021 | 270 | 448,451.33 | |
| 1934250 | 2216865 | 12/29/2021 | 270 | 359,117.32 | |
| 1934228 | 2216840 | 12/29/2021 | 270 | 255,263.00 | |
| 1934189 | 222701204IRPCC A | 12/29/2021 | 270 | 196,342.22 | |
| 1934280 | 2216900 | 12/29/2021 | 270 | 177,267.09 | |
| 1934281 | 2216901 | 12/29/2021 | 270 | 136,314.34 | |
| 1934187 | 222701202CC AIRS | 12/29/2021 | 270 | 104,537.71 | |
| 1934216 | 2216827 | 12/29/2021 | 270 | 98,400.00 | |
| 1934214 | 2216825 | 12/29/2021 | 270 | 83,471.61 | |
| 1934232 | 2216844 | 12/29/2021 | 270 | 64,135.70 | |
| 1934247 | 2216862 | 12/29/2021 | 270 | 59,865.00 | |
| 1934212 | 2216823 | 12/29/2021 | 270 | 56,988.00 | |
| 1934253 | 2216872 | 12/29/2021 | 270 | 38,967.76 | |
| 1934256 | 2216875 | 12/29/2021 | 270 | 37,510.12 | |
| 1934251 | 2216870 | 12/29/2021 | 270 | 35,811.09 | |
| 1934233 | 2216845 | 12/29/2021 | 270 | 29,505.90 | |
| 1934244 | 2216856 | 12/29/2021 | 270 | 25,607.08 | |
| 1934259 | 2216878 | 12/29/2021 | 270 | 23,764.00 | |
| 1934262 | 2216882 | 12/29/2021 | 270 | 19,253.99 | |
| 1934234 | 2216846 | 12/29/2021 | 270 | 16,558.32 | |
| 1934215 | 2216826 | 12/29/2021 | 270 | 12,910.00 | |
| 1934230 | 2216842 | 12/29/2021 | 270 | 12,360.49 | |
| 1934221 | 2216832 | 12/29/2021 | 270 | 11,661.00 | |
| 1934220 | 2216831 | 12/29/2021 | 270 | 10,787.00 | |
| 1934245 | 2216860 | 12/29/2021 | 270 | 10,696.46 | |

Run Date: 12/30/2021
 Run Time: 2:44:16PM

Demand Account Activity

Start Date: 7/1/2021 End Date: 12/31/2021

Page: 173
 User: 0

| Jnl. Entry | Ref # | Trx. Date | Ledger | Debit Amount | Credit Amount |
|------------|-------------------|------------|--------|----------------|---------------|
| 1934219 | 2216830 | 12/29/2021 | 270 | 10,045.00 | |
| 1934261 | 2216881 | 12/29/2021 | 270 | 7,892.34 | |
| 1934235 | 2216847 | 12/29/2021 | 270 | 7,232.74 | |
| 1934222 | 2216833 | 12/29/2021 | 270 | 6,000.00 | |
| 1934246 | 2216861 | 12/29/2021 | 270 | 5,971.00 | |
| 1934227 | 2216839 | 12/29/2021 | 270 | 4,010.00 | |
| 1934300 | 2216941 | 12/29/2021 | 270 | 3,254.65 | |
| 1934236 | 2216848 | 12/29/2021 | 270 | 2,799.44 | |
| 1934226 | 2216838 | 12/29/2021 | 270 | 2,175.00 | |
| 1934248 | 2216863 | 12/29/2021 | 270 | 2,141.64 | |
| 1934301 | 2216942 | 12/29/2021 | 270 | 1,820.00 | |
| 1934304 | 2216948 | 12/29/2021 | 270 | 1,540.00 | |
| 1934310 | 2216959 | 12/29/2021 | 270 | 1,495.00 | |
| 1934305 | 2216950 | 12/29/2021 | 270 | 1,274.50 | |
| 1934303 | 2216946 | 12/29/2021 | 270 | 1,248.75 | |
| 1934237 | 2216849 | 12/29/2021 | 270 | 985.65 | |
| 1934309 | 2216957 | 12/29/2021 | 270 | 857.50 | |
| 1934238 | 2216850 | 12/29/2021 | 270 | 850.00 | |
| 1934299 | 2216940 | 12/29/2021 | 270 | 843.00 | |
| 1934307 | 2216953 | 12/29/2021 | 270 | 830.00 | |
| 1934239 | 2216851 | 12/29/2021 | 270 | 655.00 | |
| 1934240 | 2216852 | 12/29/2021 | 270 | 534.00 | |
| 1934225 | 2216836 | 12/29/2021 | 270 | 481.19 | |
| 1934284 | 2216913 | 12/29/2021 | 270 | 401.00 | |
| 1934249 | 2216864 | 12/29/2021 | 270 | 310.00 | |
| 1934217 | 2216828 | 12/29/2021 | 270 | 275.00 | |
| 1934188 | 222701203IFTA CC | 12/29/2021 | 270 | 258.25 | |
| 1934241 | 2216853 | 12/29/2021 | 270 | 175.00 | |
| 1934302 | 2216943 | 12/29/2021 | 270 | 160.00 | |
| 1934263 | 2216883 | 12/29/2021 | 270 | 137.22 | |
| 1934223 | 2216834 | 12/29/2021 | 270 | 100.00 | |
| 1934224 | 2216835 | 12/29/2021 | 270 | 100.00 | |
| 1934308 | 2216954 | 12/29/2021 | 270 | 100.00 | |
| 1934242 | 2216854 | 12/29/2021 | 270 | 20.19 | |
| 1934243 | 2216855 | 12/29/2021 | 270 | 0.64 | |
| 1934169 | 8009906 EFT REV 1 | 12/29/2021 | 270 | | 1,149.39 |
| 1934170 | 222701206 | 12/29/2021 | 270 | | 27,758,491.75 |
| 1934172 | 222701208 | 12/29/2021 | 270 | | 34,617,453.53 |
| 1934176 | 222701232 | 12/29/2021 | 270 | | 26,365,853.85 |
| 1934177 | 222701233 | 12/29/2021 | 270 | | 62.00 |
| 1934178 | 222701234 | 12/29/2021 | 270 | | 2,471,693.64 |
| 1934319 | 222701240 | 12/29/2021 | 270 | | 26,000,000.00 |
| 1935384 | 222701206 | 12/30/2021 | 270 | 188,072,730.19 | |
| 1935472 | 2217036 | 12/30/2021 | 270 | 129,816,996.62 | |
| 1935404 | 222701201EFT AIR | 12/30/2021 | 270 | 21,439,544.08 | |
| 1935385 | 222701207 | 12/30/2021 | 270 | 15,000,000.00 | |
| 1935395 | 222701241 | 12/30/2021 | 270 | 7,915,125.00 | |
| 1935420 | 2216969 | 12/30/2021 | 270 | 5,495,517.12 | |
| 1935471 | 2217035 | 12/30/2021 | 270 | 1,009,369.91 | |
| 1935418 | 222701238 | 12/30/2021 | 270 | 733,772.54 | |
| 1935506 | 2217071 | 12/30/2021 | 270 | 505,550.50 | |
| 1935473 | 2217037 | 12/30/2021 | 270 | 481,121.18 | |
| 1935427 | 2216976 | 12/30/2021 | 270 | 179,067.61 | |
| 1935389 | 222701210 | 12/30/2021 | 270 | 150,259.80 | |
| 1935433 | 2216982 | 12/30/2021 | 270 | 121,646.60 | |
| 1935481 | 2217045 | 12/30/2021 | 270 | 86,448.79 | |

Run Date: 12/30/2021
 Run Time: 2:44:16PM

Demand Account Activity

Start Date: 7/1/2021 End Date: 12/31/2021

Page: 174
 User: 0

| Jnl. Entry | Ref # | Trx. Date | Ledger | Debit Amount | Credit Amount |
|------------|------------------|------------|--------|--------------|---------------|
| 1935474 | 2217038 | 12/30/2021 | 270 | 75,674.34 | |
| 1935450 | 2217005 | 12/30/2021 | 270 | 60,216.27 | |
| 1935475 | 2217039 | 12/30/2021 | 270 | 58,289.68 | |
| 1935505 | 2217070 | 12/30/2021 | 270 | 51,516.98 | |
| 1935434 | 2216984 | 12/30/2021 | 270 | 47,831.10 | |
| 1935476 | 2217040 | 12/30/2021 | 270 | 43,762.79 | |
| 1935440 | 2216994 | 12/30/2021 | 270 | 43,228.48 | |
| 1935507 | 2217073 | 12/30/2021 | 270 | 39,120.00 | |
| 1935426 | 2216975 | 12/30/2021 | 270 | 33,583.29 | |
| 1935470 | 2217034 | 12/30/2021 | 270 | 25,671.35 | |
| 1935419 | 222701239 | 12/30/2021 | 270 | 21,202.24 | |
| 1935477 | 2217041 | 12/30/2021 | 270 | 19,980.30 | |
| 1935456 | 2217018 | 12/30/2021 | 270 | 18,827.96 | |
| 1935480 | 2217044 | 12/30/2021 | 270 | 17,080.15 | |
| 1935464 | 2217026 | 12/30/2021 | 270 | 14,449.50 | |
| 1935478 | 2217042 | 12/30/2021 | 270 | 11,836.85 | |
| 1935483 | 2217047 | 12/30/2021 | 270 | 11,611.00 | |
| 1935429 | 2216978 | 12/30/2021 | 270 | 8,066.00 | |
| 1935405 | 222701202CC AIRS | 12/30/2021 | 270 | 7,458.00 | |
| 1935428 | 2216977 | 12/30/2021 | 270 | 5,848.00 | |
| 1935484 | 2217048 | 12/30/2021 | 270 | 5,240.00 | |
| 1935388 | 222701209 | 12/30/2021 | 270 | 4,033.33 | |
| 1935469 | 2217031 | 12/30/2021 | 270 | 3,480.00 | |
| 1935479 | 2217043 | 12/30/2021 | 270 | 3,420.00 | |
| 1935432 | 2216981 | 12/30/2021 | 270 | 3,170.00 | |
| 1935407 | 222701204IRPCC A | 12/30/2021 | 270 | 2,889.10 | |
| 1935517 | 2217095 | 12/30/2021 | 270 | 2,230.25 | |
| 1935406 | 222701203IFTA CC | 12/30/2021 | 270 | 2,165.92 | |
| 1935441 | 2216995 | 12/30/2021 | 270 | 2,144.35 | |
| 1935457 | 2217019 | 12/30/2021 | 270 | 2,026.00 | |
| 1935436 | 2216986 | 12/30/2021 | 270 | 1,980.00 | |
| 1935421 | 2216970 | 12/30/2021 | 270 | 1,950.00 | |
| 1935423 | 2216972 | 12/30/2021 | 270 | 1,652.00 | |
| 1935486 | 2217050 | 12/30/2021 | 270 | 1,435.00 | |
| 1935435 | 2216985 | 12/30/2021 | 270 | 1,258.75 | |
| 1935437 | 2216988 | 12/30/2021 | 270 | 1,123.75 | |
| 1935424 | 2216973 | 12/30/2021 | 270 | 1,106.00 | |
| 1935458 | 2217020 | 12/30/2021 | 270 | 964.00 | |
| 1935459 | 2217021 | 12/30/2021 | 270 | 944.79 | |
| 1935460 | 2217022 | 12/30/2021 | 270 | 898.00 | |
| 1935461 | 2217023 | 12/30/2021 | 270 | 846.00 | |
| 1935438 | 2216990 | 12/30/2021 | 270 | 840.00 | |
| 1935431 | 2216980 | 12/30/2021 | 270 | 722.00 | |
| 1935465 | 2217027 | 12/30/2021 | 270 | 654.00 | |
| 1935462 | 2217024 | 12/30/2021 | 270 | 520.00 | |
| 1935408 | 222701205ABC LIC | 12/30/2021 | 270 | 500.00 | |
| 1935425 | 2216974 | 12/30/2021 | 270 | 474.40 | |
| 1935448 | 2217002 | 12/30/2021 | 270 | 300.00 | |
| 1935466 | 2217028 | 12/30/2021 | 270 | 180.54 | |
| 1935467 | 2217029 | 12/30/2021 | 270 | 162.50 | |
| 1935485 | 2217049 | 12/30/2021 | 270 | 156.25 | |
| 1935463 | 2217025 | 12/30/2021 | 270 | 150.00 | |
| 1935430 | 2216979 | 12/30/2021 | 270 | 60.00 | |
| 1935468 | 2217030 | 12/30/2021 | 270 | 50.00 | |
| 1935439 | 2216991 | 12/30/2021 | 270 | 40.00 | |
| 1935508 | 2217074 | 12/30/2021 | 270 | 26.04 | |

Run Date: 12/30/2021
Run Time: 2:44:16PM

Demand Account Activity

Start Date: 7/1/2021 End Date: 12/31/2021

Page: 175
User: 0

| Jnl. Entry | Ref # | Trx. Date | Ledger | Debit Amount | Credit Amount | |
|---|-------------------|------------------|---------------|--------------------------|--------------------------|--------------------------|
| 1935422 | 2216971 | 12/30/2021 | 270 | 12.75 | | |
| 1935403 | 8009908 EFT REV 1 | 12/30/2021 | 270 | | 14,322.30 | |
| 1935387 | 222701208 | 12/30/2021 | 270 | | 170,451,021.88 | |
| 1935411 | 222701231 | 12/30/2021 | 270 | | 4,035.00 | |
| 1935412 | 222701232 | 12/30/2021 | 270 | | 5,276,436.46 | |
| 1935413 | 222701233 | 12/30/2021 | 270 | | 5,495,517.12 | |
| 1935520 | 22701240 | 12/30/2021 | 270 | | 170,000,000.00 | |
| Totals for: 270 - Bank Of America | | | | Count: 9,740 | 26,195,303,600.94 | 26,174,745,757.31 |

Run Date: 12/30/2021
Run Time: 2:44:16PM

Demand Account Activity

Start Date: 7/1/2021 End Date: 12/31/2021

Page: 176
User: 0

| <u>Jnl. Entry</u> | <u>Ref #</u> | <u>Trx. Date</u> | <u>Ledger</u> | <u>Debit Amount</u> | <u>Credit Amount</u> | |
|---|--------------|------------------|---------------|--------------------------------------|----------------------|-------------------|
| <u>280 - Centennial Bank</u> | | | | | | |
| 1870064 | 2200218 | 7/7/2021 | 280 | 1.12 | | |
| 1880288 | 2202848 | 8/3/2021 | 280 | 1.16 | | |
| 1891913 | 2205861 | 9/2/2021 | 280 | 1.16 | | |
| 1901490 | 2700905 | 9/28/2021 | 280 | 694,300.00 | | |
| 1903301 | 2801004 | 10/4/2021 | 280 | | 694,300.00 | |
| 1903757 | 2208863 | 10/5/2021 | 280 | 8.54 | | |
| 1914829 | 2211594 | 11/2/2021 | 280 | 8.58 | | |
| 1925559 | 2214340 | 12/2/2021 | 280 | 1.12 | | |
| Totals for: 280 - Centennial Bank | | | | Count: 8 | 694,321.68 | 694,300.00 |

Run Date: 12/30/2021
Run Time: 2:44:16PM

Demand Account Activity

Start Date: 7/1/2021 End Date: 12/31/2021

Page: 177
User: 0

| <u>Jnl. Entry</u> | <u>Ref #</u> | <u>Trx. Date</u> | <u>Ledger</u> | <u>Debit Amount</u> | <u>Credit Amount</u> | |
|--|--------------|------------------|---------------|----------------------------------|----------------------|-------------|
| <u>282 - Centennial ICS Account</u> | | | | | | |
| 1870065 | 2200219 | 7/7/2021 | 282 | 5,369.60 | | |
| 1880289 | 2202849 | 8/3/2021 | 282 | 5,550.23 | | |
| 1891914 | 2205862 | 9/2/2021 | 282 | 5,550.82 | | |
| 1903758 | 2208864 | 10/5/2021 | 282 | 5,371.36 | | |
| 1914830 | 2211595 | 11/2/2021 | 282 | 5,552.07 | | |
| 1925558 | 2214339 | 12/2/2021 | 282 | 5,372.55 | | |
| Totals for: 282 - Centennial ICS Account | | | | Count: 6 | 32,766.63 | 0.00 |

Run Date: 12/30/2021
 Run Time: 2:44:16PM

Demand Account Activity

Start Date: 7/1/2021 End Date: 12/31/2021

Page: 178
 User: 0

| Jnl. Entry | Ref # | Trx. Date | Ledger | Debit Amount | Credit Amount |
|---------------------------------|----------------------|-----------|--------|--------------|---------------|
| 300 - Simmons Pine Bluff | | | | | |
| 1867949 | 213000602 | 7/6/2021 | 300 | 7,630,334.29 | |
| 1869561 | 3000708 AIRS DSM | 7/6/2021 | 300 | 7,154,455.73 | |
| 1868850 | 3000712 AIRS DSM | 7/6/2021 | 300 | 4,641,705.06 | |
| 1868847 | 3000709 AIRS TAX | 7/6/2021 | 300 | 3,907,404.64 | |
| 1868849 | 3000711 AIRS DSM | 7/6/2021 | 300 | 2,712,329.53 | |
| 1868852 | 3000714 AIRS DSM | 7/6/2021 | 300 | 44,417.86 | |
| 1868848 | 3000710 AIRS TAX | 7/6/2021 | 300 | 33,431.00 | |
| 1869559 | 3000707 AIRS TAX | 7/6/2021 | 300 | 23,387.10 | |
| 1869562 | 3000709 AIRS DSM | 7/6/2021 | 300 | 16,202.78 | |
| 1868846 | 3000708 AIRS TAX | 7/6/2021 | 300 | 14,241.66 | |
| 1869563 | 3000710 AIRS DSM | 7/6/2021 | 300 | 9,759.72 | |
| 1867948 | 213000601 | 7/6/2021 | 300 | 8,751.85 | |
| 1868845 | 3000707 AIRS TAX | 7/6/2021 | 300 | 8,477.70 | |
| 1868851 | 3000713 AIRS DSM | 7/6/2021 | 300 | 7,255.50 | |
| 1868853 | 3000715 AIRS DSM | 7/6/2021 | 300 | 897.16 | |
| 1867950 | 213000603 | 7/6/2021 | 300 | 400.00 | |
| 1867952 | 213000605 | 7/6/2021 | 300 | 169.50 | |
| 1869655 | Correct Journal Entr | 7/6/2021 | 300 | 169.20 | |
| 1867951 | 213000604 | 7/6/2021 | 300 | 10.20 | |
| 1867953 | 222700601 | 7/6/2021 | 300 | | 7,000,000.00 |
| 1868859 | 3000701 | 7/6/2021 | 300 | | 12,000,000.00 |
| 1868860 | 3000702 | 7/6/2021 | 300 | | 129,949.80 |
| 1869654 | Back Out Journal Er | 7/6/2021 | 300 | | 169.50 |
| 1869952 | 3000710 AIRS DSM | 7/7/2021 | 300 | 3,127,848.58 | |
| 1869951 | 3000709 AIRS TAX | 7/7/2021 | 300 | 2,897,402.89 | |
| 1869950 | 3000708 AIRS TAX | 7/7/2021 | 300 | 34,769.28 | |
| 1869955 | 3000713 AIRS DSM | 7/7/2021 | 300 | 25,866.81 | |
| 1869949 | 3000707 AIRS TAX | 7/7/2021 | 300 | 7,893.60 | |
| 1869960 | 3000701 | 7/7/2021 | 300 | 4,807.25 | |
| 1869954 | 3000712 AIRS DSM | 7/7/2021 | 300 | 4,430.95 | |
| 1870062 | 2200216 | 7/7/2021 | 300 | 3,723.64 | |
| 1869953 | 3000711 AIRS DSM | 7/7/2021 | 300 | 825.00 | |
| 1869961 | 3000702 | 7/7/2021 | 300 | | 13,000,000.00 |
| 1869962 | 3000703 | 7/7/2021 | 300 | | 5,820.00 |
| 1870390 | 3000710 AIRS DSM | 7/8/2021 | 300 | 3,098,791.71 | |
| 1870389 | 3000709 AIRS TAX | 7/8/2021 | 300 | 2,002,787.37 | |
| 1870391 | 3000710 AIRS DSM | 7/8/2021 | 300 | 136,360.28 | |
| 1870393 | 3000713 AIRS DSM | 7/8/2021 | 300 | 23,982.99 | |
| 1870388 | 3000708 AIRS TAX | 7/8/2021 | 300 | 12,861.40 | |
| 1870387 | 3000707 AIRS TAX | 7/8/2021 | 300 | 6,801.30 | |
| 1870392 | 3000712 AIRS DSM | 7/8/2021 | 300 | 6,488.69 | |
| 1870374 | 3000701 | 7/8/2021 | 300 | 4,779.50 | |
| 1870375 | 3000702 | 7/8/2021 | 300 | | 5,000,000.00 |
| 1870376 | 3000703 | 7/8/2021 | 300 | | 19,037.05 |
| 1870818 | 3000710 AIRS DSM | 7/9/2021 | 300 | 4,195,319.09 | |
| 1870817 | 3000709 AIRS TAX | 7/9/2021 | 300 | 3,322,224.16 | |
| 1870821 | 3000713 AIRS DSM | 7/9/2021 | 300 | 31,029.53 | |
| 1870816 | 3000708 AIRS TAX | 7/9/2021 | 300 | 30,264.88 | |
| 1870839 | 3000702 | 7/9/2021 | 300 | 28,503.86 | |
| 1870813 | 3000701 | 7/9/2021 | 300 | 14,408.72 | |
| 1870815 | 3000707 AIRS TAX | 7/9/2021 | 300 | 7,722.00 | |
| 1870820 | 3000712 AIRS DSM | 7/9/2021 | 300 | 2,637.56 | |
| 1870819 | 3000711 AIRS DSM | 7/9/2021 | 300 | 1,050.00 | |
| 1870814 | 3000702 | 7/9/2021 | 300 | 77.00 | |
| 1870838 | 3000701 | 7/9/2021 | 300 | 63.60 | |

Run Date: 12/30/2021
 Run Time: 2:44:16PM

Demand Account Activity

Start Date: 7/1/2021 End Date: 12/31/2021

Page: 179
 User: 0

| Jnl. Entry | Ref # | Trx. Date | Ledger | Debit Amount | Credit Amount |
|------------|----------------------|-----------|--------|--------------|---------------|
| 1870831 | 3000703 | 7/9/2021 | 300 | | 8,000,000.00 |
| 1870832 | 3000704 | 7/9/2021 | 300 | | 2,205.10 |
| 1871314 | 3000710 AIRS DMV | 7/12/2021 | 300 | 2,901,776.87 | |
| 1871313 | 3000709 AIRS TAX | 7/12/2021 | 300 | 1,461,007.95 | |
| 1871315 | 3000711 AIRS DSM | 7/12/2021 | 300 | 44,616.55 | |
| 1871310 | 3000707 AIRS TAX | 7/12/2021 | 300 | 15,298.80 | |
| 1871309 | 3000701 | 7/12/2021 | 300 | 6,510.39 | |
| 1871340 | Correct Journal Entr | 7/12/2021 | 300 | 6,510.38 | |
| 1871312 | 3000708 AIRS TAX | 7/12/2021 | 300 | 2,768.68 | |
| 1871317 | 3000713 AIRS DSM | 7/12/2021 | 300 | 1,523.00 | |
| 1871316 | 3000712 AIRS DSM | 7/12/2021 | 300 | 153.05 | |
| 1871329 | 3000702 | 7/12/2021 | 300 | | 4,000,000.00 |
| 1871330 | 3000703 | 7/12/2021 | 300 | | 626.26 |
| 1871339 | Back Out Journal Er | 7/12/2021 | 300 | | 6,510.39 |
| 1871446 | 3000710 AIRS DSM | 7/13/2021 | 300 | 3,114,843.71 | |
| 1871445 | 3000709 AIRS TAX | 7/13/2021 | 300 | 2,158,245.57 | |
| 1871443 | 3000707 AIRS TAX | 7/13/2021 | 300 | 14,609.10 | |
| 1871449 | 3000713 AIRS DSM | 7/13/2021 | 300 | 10,236.75 | |
| 1871444 | 3000708 AIRS TAX | 7/13/2021 | 300 | 4,120.31 | |
| 1871450 | 3000714 AIRS DSM | 7/13/2021 | 300 | 3,026.83 | |
| 1871442 | 3000701 | 7/13/2021 | 300 | 1,462.25 | |
| 1871447 | 3000711 AIRS DSM | 7/13/2021 | 300 | 825.00 | |
| 1871448 | 3000712 AIRS DSM | 7/13/2021 | 300 | 581.12 | |
| 1871458 | 3000702 | 7/13/2021 | 300 | | 5,000,000.00 |
| 1871825 | 3000703 | 7/13/2021 | 300 | | 90.00 |
| 1872253 | 3000711 AIRS DSM | 7/14/2021 | 300 | 2,935,039.64 | |
| 1872251 | 3000709 AIRS TAX | 7/14/2021 | 300 | 2,569,545.65 | |
| 1872256 | 3000714 AIRS DSM | 7/14/2021 | 300 | 223,680.00 | |
| 1872250 | 3000708 AIRS TAX | 7/14/2021 | 300 | 110,227.36 | |
| 1872255 | 3000713 AIRS DSM | 7/14/2021 | 300 | 13,109.14 | |
| 1872249 | 3000707 AIRS TAX | 7/14/2021 | 300 | 3,237.30 | |
| 1872248 | 3000701 | 7/14/2021 | 300 | 1,492.70 | |
| 1872254 | 3000712 AIRS DSM | 7/14/2021 | 300 | 850.00 | |
| 1872252 | 3000710 AIRS TAX | 7/14/2021 | 300 | 50.00 | |
| 1872265 | 3000702 | 7/14/2021 | 300 | | 6,000,000.00 |
| 1872268 | 3000703 | 7/14/2021 | 300 | | 791.72 |
| 1872383 | 3000709 AIRS TAX | 7/15/2021 | 300 | 3,760,266.62 | |
| 1872384 | 3000710 AIRS DSM | 7/15/2021 | 300 | 2,907,918.22 | |
| 1872387 | 3000713 AIRS DSM | 7/15/2021 | 300 | 34,062.45 | |
| 1872382 | 3000708 AIRS TAX | 7/15/2021 | 300 | 10,218.16 | |
| 1872381 | 3000707 AIRS TAX | 7/15/2021 | 300 | 7,170.90 | |
| 1872380 | 3000701 | 7/15/2021 | 300 | 4,878.00 | |
| 1872385 | 3000711 AIRS DSM | 7/15/2021 | 300 | 1,250.00 | |
| 1872386 | 3000712 AIRS DSM | 7/15/2021 | 300 | 1,126.65 | |
| 1873722 | 3000714 AIRS DSM | 7/15/2021 | 300 | 888.68 | |
| 1873733 | 3000702 | 7/15/2021 | 300 | | 7,000,000.00 |
| 1873735 | 3000703 | 7/15/2021 | 300 | | 2,566.04 |
| 1874148 | 3000711 AIRS DSM | 7/16/2021 | 300 | 2,722,740.21 | |
| 1874146 | 3000709 AIRS TAX | 7/16/2021 | 300 | 927,962.64 | |
| 1874145 | 3000708 | 7/16/2021 | 300 | 28,637.76 | |
| 1874199 | 3000713 AIRS DSM | 7/16/2021 | 300 | 14,216.65 | |
| 1874144 | 3000707 AIRS TAX | 7/16/2021 | 300 | 11,213.40 | |
| 1874198 | 3000712 AIRS DSM | 7/16/2021 | 300 | 8,917.97 | |
| 1873864 | 3000701 | 7/16/2021 | 300 | 4,418.55 | |
| 1874147 | 3000710 AIRS TAX | 7/16/2021 | 300 | 4,000.00 | |
| 1874143 | 3000702 | 7/16/2021 | 300 | 65.00 | |

Run Date: 12/30/2021
 Run Time: 2:44:16PM

Demand Account Activity

Start Date: 7/1/2021 End Date: 12/31/2021

Page: 180
 User: 0

| Jnl. Entry | Ref # | Trx. Date | Ledger | Debit Amount | Credit Amount |
|------------|----------------------|-----------|--------|--------------|---------------|
| 1874208 | 3000703 | 7/16/2021 | 300 | | 4,000,000.00 |
| 1874211 | 3000704 | 7/16/2021 | 300 | | 2,950.18 |
| 1874655 | 223000706SRO AIR | 7/19/2021 | 300 | 2,882,831.36 | |
| 1874654 | 223000705CHECK2 | 7/19/2021 | 300 | 1,891,744.97 | |
| 1874658 | 223000709CHECK2 | 7/19/2021 | 300 | 10,937.00 | |
| 1874653 | 223000704CASH OI | 7/19/2021 | 300 | 6,900.75 | |
| 1874652 | 223000703SROAIR: | 7/19/2021 | 300 | 5,722.20 | |
| 1874635 | 223000701 | 7/19/2021 | 300 | 3,585.80 | |
| 1874657 | 223000708CASH OI | 7/19/2021 | 300 | 1,400.88 | |
| 1874656 | S223000707OTHER | 7/19/2021 | 300 | 25.00 | |
| 1874636 | 222700706 | 7/19/2021 | 300 | | 5,000,000.00 |
| 1875150 | 223000705CHECK2 | 7/20/2021 | 300 | 4,033,409.05 | |
| 1875151 | 223000706SRO AIR | 7/20/2021 | 300 | 2,853,647.10 | |
| 1875149 | 223000704CASH OI | 7/20/2021 | 300 | 163,100.54 | |
| 1875152 | 223000707OTHER / | 7/20/2021 | 300 | 18,292.26 | |
| 1875153 | 223000708CASH OI | 7/20/2021 | 300 | 17,149.60 | |
| 1875148 | 223000703SROAIR: | 7/20/2021 | 300 | 4,653.00 | |
| 1875130 | 223000701 | 7/20/2021 | 300 | 3,872.92 | |
| 1875154 | 223000709CHECK2 | 7/20/2021 | 300 | 861.16 | |
| 1875135 | 223000702 | 7/20/2021 | 300 | | 3,696.00 |
| 1875140 | 222700711 | 7/20/2021 | 300 | | 7,000,000.00 |
| 1875564 | 223000705CHECK2 | 7/21/2021 | 300 | 3,931,875.46 | |
| 1875565 | 223000706SRO AIR | 7/21/2021 | 300 | 2,928,658.22 | |
| 1875568 | 223000709CHECK2 | 7/21/2021 | 300 | 10,518.60 | |
| 1875562 | 223000703SRO AIR | 7/21/2021 | 300 | 9,428.10 | |
| 1875563 | 223000704CASH OI | 7/21/2021 | 300 | 5,870.67 | |
| 1875567 | 223000708CASH OI | 7/21/2021 | 300 | 4,594.40 | |
| 1875566 | 223000707OTHER / | 7/21/2021 | 300 | 4,200.00 | |
| 1875574 | 223000701 | 7/21/2021 | 300 | 4,143.85 | |
| 1875560 | 222700713 | 7/21/2021 | 300 | | 7,000,000.00 |
| 1876015 | 223000705CHECK2 | 7/22/2021 | 300 | 5,039,317.57 | |
| 1876017 | 223000706SRO AIR | 7/22/2021 | 300 | 3,260,612.73 | |
| 1876019 | 223000708CASH AI | 7/22/2021 | 300 | 30,614.67 | |
| 1876013 | 223000703SRO AIR | 7/22/2021 | 300 | 6,481.20 | |
| 1876016 | 223000710FOREIGI | 7/22/2021 | 300 | 4,718.39 | |
| 1876014 | 223000704CASH OI | 7/22/2021 | 300 | 4,433.63 | |
| 1876005 | 223000701 | 7/22/2021 | 300 | 3,847.37 | |
| 1876108 | Correct Journal Entr | 7/22/2021 | 300 | 3,845.37 | |
| 1876018 | 223000707OTHER / | 7/22/2021 | 300 | 725.00 | |
| 1876020 | 223000709CHECK2 | 7/22/2021 | 300 | 498.77 | |
| 1875999 | 222700710 | 7/22/2021 | 300 | | 8,000,000.00 |
| 1876107 | Back Out Journal Er | 7/22/2021 | 300 | | 3,847.37 |
| 1876430 | 223000705CHECK2 | 7/23/2021 | 300 | 3,258,309.06 | |
| 1876431 | 223000706SRO AIR | 7/23/2021 | 300 | 2,787,620.47 | |
| 1876433 | 223000708CASH OI | 7/23/2021 | 300 | 23,412.13 | |
| 1876429 | 223000704CASH OI | 7/23/2021 | 300 | 10,002.36 | |
| 1876427 | 223000703SROAIR: | 7/23/2021 | 300 | 8,560.20 | |
| 1876439 | 223000701 | 7/23/2021 | 300 | 2,747.00 | |
| 1876432 | 223000707OTHER / | 7/23/2021 | 300 | 1,125.00 | |
| 1876420 | 223000701 | 7/23/2021 | 300 | | 388.82 |
| 1876421 | 222700706 | 7/23/2021 | 300 | | 6,000,000.00 |
| 1876838 | 3000709 AIRS TAX | 7/26/2021 | 300 | 3,826,381.27 | |
| 1876839 | 3000710 AIRS DSM | 7/26/2021 | 300 | 2,816,611.53 | |
| 1876842 | 3000713 AIRS DSM | 7/26/2021 | 300 | 47,503.01 | |
| 1876840 | 3000711 AIRS DSM | 7/26/2021 | 300 | 30,762.67 | |
| 1876841 | 3000712 AIRS DSM | 7/26/2021 | 300 | 23,184.99 | |

Run Date: 12/30/2021
 Run Time: 2:44:16PM

Demand Account Activity

Start Date: 7/1/2021 End Date: 12/31/2021

Page: 181
 User: 0

| Jnl. Entry | Ref # | Trx. Date | Ledger | Debit Amount | Credit Amount |
|------------|------------------|-----------|--------|--------------|---------------|
| 1876836 | 3000707 AIRS TAX | 7/26/2021 | 300 | 7,646.10 | |
| 1876835 | 3000701 | 7/26/2021 | 300 | 4,885.88 | |
| 1876837 | 3000708 AIRS TAX | 7/26/2021 | 300 | 4,280.68 | |
| 1876843 | 3000714 | 7/26/2021 | 300 | 666.25 | |
| 1876851 | 3000702 | 7/26/2021 | 300 | | 7,000,000.00 |
| 1876852 | 3000703 | 7/26/2021 | 300 | | 14,400.05 |
| 1876947 | 3000709 AIRS TAX | 7/27/2021 | 300 | 5,141,729.60 | |
| 1876948 | 3000710 AIRS DSM | 7/27/2021 | 300 | 2,705,426.08 | |
| 1876946 | 3000708 AIRS TAX | 7/27/2021 | 300 | 92,937.26 | |
| 1876950 | 3000712 AIRS DSM | 7/27/2021 | 300 | 23,582.17 | |
| 1876945 | 3000707 AIRS TAX | 7/27/2021 | 300 | 7,141.20 | |
| 1876944 | 3000701 | 7/27/2021 | 300 | 3,288.66 | |
| 1876951 | 3000713 AIRS DSM | 7/27/2021 | 300 | 689.65 | |
| 1876949 | 3000711 AIRS DSM | 7/27/2021 | 300 | 625.00 | |
| 1876960 | 3000702 | 7/27/2021 | 300 | | 8,000,000.00 |
| 1876971 | 3000703 | 7/27/2021 | 300 | | 756.39 |
| 1877675 | 3000711 AIRS DSM | 7/28/2021 | 300 | 3,045,882.26 | |
| 1877673 | 3000709 AIRS TAX | 7/28/2021 | 300 | 2,016,640.91 | |
| 1877678 | 3000714 AIRS DSM | 7/28/2021 | 300 | 1,730,486.44 | |
| 1877676 | 3000712 AIRS DSM | 7/28/2021 | 300 | 1,205,770.90 | |
| 1877674 | 3000710 AIRS TAX | 7/28/2021 | 300 | 14,049.00 | |
| 1877671 | 3000707 AIRS TAX | 7/28/2021 | 300 | 13,592.70 | |
| 1877677 | 3000713 AIRS DSM | 7/28/2021 | 300 | 10,436.71 | |
| 1877672 | 3000708 AIRS TAX | 7/28/2021 | 300 | 2,874.64 | |
| 1877670 | 3000701 | 7/28/2021 | 300 | 2,146.55 | |
| 1877699 | 3000702 | 7/28/2021 | 300 | | 8,000,000.00 |
| 1878785 | 3000710 AIRS TAX | 7/29/2021 | 300 | 3,449,768.16 | |
| 1878784 | 3000709 AIRS TAX | 7/29/2021 | 300 | 1,653,225.32 | |
| 1878782 | 3000707 AIRS TAX | 7/29/2021 | 300 | 6,154.50 | |
| 1878787 | 3000712 AIRS DSM | 7/29/2021 | 300 | 4,842.77 | |
| 1878783 | 3000708 AIRS TAX | 7/29/2021 | 300 | 3,568.59 | |
| 1878779 | 3000701 | 7/29/2021 | 300 | 2,825.50 | |
| 1878788 | 3000713 AIRS DSM | 7/29/2021 | 300 | 2,788.30 | |
| 1878786 | 3000711 AIRS DSM | 7/29/2021 | 300 | 900.00 | |
| 1878799 | 3000702 | 7/29/2021 | 300 | | 5,000,000.00 |
| 1879308 | 3000709 AIRS TAX | 7/30/2021 | 300 | 3,816,706.50 | |
| 1879309 | 3000710 AIRS DSM | 7/30/2021 | 300 | 2,632,103.64 | |
| 1879312 | 3000712 AIRS DSM | 7/30/2021 | 300 | 252,139.48 | |
| 1879311 | 3000711 AIRS DSM | 7/30/2021 | 300 | 57,640.89 | |
| 1879306 | 3000708 AIRS TAX | 7/30/2021 | 300 | 26,610.19 | |
| 1879304 | 3000707 AIRS TAX | 7/30/2021 | 300 | 14,955.60 | |
| 1879302 | 3000701 | 7/30/2021 | 300 | 8,336.04 | |
| 1879303 | 3000702 | 7/30/2021 | 300 | 50.00 | |
| 1879327 | 3000703 | 7/30/2021 | 300 | | 7,000,000.00 |
| 1879328 | 3000704 | 7/30/2021 | 300 | | 2,965.58 |
| 1879816 | 3000801 | 8/2/2021 | 300 | 5,205.85 | |
| 1879817 | 3000802 | 8/2/2021 | 300 | 277.89 | |
| 1880182 | 3000809 AIRS DSM | 8/3/2021 | 300 | 5,167,057.16 | |
| 1880181 | 3000807 AIRS TAX | 8/3/2021 | 300 | 27,951.00 | |
| 1880184 | 3000811 AIRS DMV | 8/3/2021 | 300 | 22,108.59 | |
| 1880286 | 2202846 | 8/3/2021 | 300 | 3,667.39 | |
| 1880183 | 3000810 AIRS DSM | 8/3/2021 | 300 | 2,825.00 | |
| 1880190 | 3000801 | 8/3/2021 | 300 | 1,258.00 | |
| 1880191 | 3000802 | 8/3/2021 | 300 | | 5,000,000.00 |
| 1880192 | 3000803 | 8/3/2021 | 300 | | 6,094.00 |
| 1880632 | 3000810 AIRS DSM | 8/4/2021 | 300 | 3,036,642.75 | |

Run Date: 12/30/2021
 Run Time: 2:44:16PM

Demand Account Activity

Start Date: 7/1/2021 End Date: 12/31/2021

Page: 182
 User: 0

| Jnl. Entry | Ref # | Trx. Date | Ledger | Debit Amount | Credit Amount |
|------------|------------------|-----------|--------|--------------|---------------|
| 1880633 | 3000811 AIRS DSM | 8/4/2021 | 300 | 2,548,922.48 | |
| 1880631 | 3000809 AIRS TAX | 8/4/2021 | 300 | 1,710,318.04 | |
| 1880630 | 3000808 AIRS TAX | 8/4/2021 | 300 | 15,977.82 | |
| 1880635 | 3000813 AIRS DSM | 8/4/2021 | 300 | 15,699.22 | |
| 1880629 | 3000807 AIRS TAX | 8/4/2021 | 300 | 7,417.08 | |
| 1880641 | 3000801 | 8/4/2021 | 300 | 2,077.16 | |
| 1880634 | 3000812 AIRS DSM | 8/4/2021 | 300 | 711.90 | |
| 1880642 | 3000802 | 8/4/2021 | 300 | | 7,000,000.00 |
| 1880653 | 3000803 | 8/4/2021 | 300 | | 19,017.42 |
| 1880742 | 3000810 AIRS DSM | 8/5/2021 | 300 | 3,664,260.03 | |
| 1880741 | 3000809 AIRS TAX | 8/5/2021 | 300 | 2,188,387.22 | |
| 1880957 | 3000813 AIRS DSM | 8/5/2021 | 300 | 289,423.28 | |
| 1880744 | 3000812 AIRS DSM | 8/5/2021 | 300 | 31,166.23 | |
| 1880739 | 3000807 AIRS TAX | 8/5/2021 | 300 | 12,431.10 | |
| 1880740 | 3000808 AIRS TAX | 8/5/2021 | 300 | 4,401.52 | |
| 1881067 | 3000801 | 8/5/2021 | 300 | 2,798.60 | |
| 1880743 | 3000811 AIRS DSM | 8/5/2021 | 300 | 325.00 | |
| 1881068 | 3000802 | 8/5/2021 | 300 | | 6,000,000.00 |
| 1881069 | 3000803 | 8/5/2021 | 300 | | 100.00 |
| 1881483 | 3000810 AIRS DSM | 8/6/2021 | 300 | 2,567,653.25 | |
| 1881482 | 3000809 AIRS TAX | 8/6/2021 | 300 | 1,205,250.76 | |
| 1881486 | 3000813 AIRS DSM | 8/6/2021 | 300 | 223,098.39 | |
| 1881485 | 3000812 AIRS DSM | 8/6/2021 | 300 | 101,054.67 | |
| 1881480 | 3000807 AIRS TAX | 8/6/2021 | 300 | 5,765.10 | |
| 1881481 | 3000808 AIRS TAX | 8/6/2021 | 300 | 4,061.08 | |
| 1881461 | 3000801 | 8/6/2021 | 300 | 2,310.50 | |
| 1881484 | 3000811 AIRS DSM | 8/6/2021 | 300 | 1,350.00 | |
| 1881487 | 3000814 AIRS DSM | 8/6/2021 | 300 | 150.10 | |
| 1881462 | 3000802 | 8/6/2021 | 300 | | 5,000,000.00 |
| 1881837 | 223000804CHECK2 | 8/9/2021 | 300 | 6,239,623.46 | |
| 1881838 | 223000805SRO AIR | 8/9/2021 | 300 | 2,532,689.87 | |
| 1881840 | 223000807CASH OI | 8/9/2021 | 300 | 24,957.94 | |
| 1881841 | 223000808CHECK2 | 8/9/2021 | 300 | 23,410.10 | |
| 1881835 | 223000802SROAIR | 8/9/2021 | 300 | 9,761.40 | |
| 1881836 | 223000803CASH OI | 8/9/2021 | 300 | 5,998.49 | |
| 1881834 | 223000801 | 8/9/2021 | 300 | 4,553.95 | |
| 1881842 | 223000809FOREIGI | 8/9/2021 | 300 | 546.00 | |
| 1881839 | 223000806OTHER / | 8/9/2021 | 300 | 275.00 | |
| 1881825 | 222700808 | 8/9/2021 | 300 | | 8,000,000.00 |
| 1881826 | 222700809 | 8/9/2021 | 300 | | 29,453.63 |
| 1882276 | 223000805 | 8/10/2021 | 300 | 2,796,624.55 | |
| 1882275 | 223000804CHECK2 | 8/10/2021 | 300 | 1,821,933.35 | |
| 1882278 | 223000807CASH OI | 8/10/2021 | 300 | 39,203.08 | |
| 1882279 | 223000808CHECK2 | 8/10/2021 | 300 | 14,564.36 | |
| 1882274 | 223000803CASH OI | 8/10/2021 | 300 | 10,391.42 | |
| 1882273 | 223000802SRO AIR | 8/10/2021 | 300 | 3,324.42 | |
| 1882271 | 223000801 | 8/10/2021 | 300 | 2,684.21 | |
| 1882277 | 223000806OTHER / | 8/10/2021 | 300 | 1,975.00 | |
| 1882280 | 223000809FOREIGI | 8/10/2021 | 300 | 12.60 | |
| 1882266 | 222700809 | 8/10/2021 | 300 | | 5,000,000.00 |
| 1882284 | 223000820 | 8/10/2021 | 300 | | 7,334.18 |
| 1882963 | 223000805SRO AIR | 8/11/2021 | 300 | 2,985,957.61 | |
| 1882962 | 223000804CHECK2 | 8/11/2021 | 300 | 1,579,458.26 | |
| 1882965 | 223000807CASHOF | 8/11/2021 | 300 | 74,246.29 | |
| 1882960 | 223000802SRO AIR | 8/11/2021 | 300 | 9,150.90 | |
| 1882964 | 223000806OTHER / | 8/11/2021 | 300 | 4,793.30 | |

Run Date: 12/30/2021
 Run Time: 2:44:16PM

Demand Account Activity

Start Date: 7/1/2021 End Date: 12/31/2021

Page: 183
 User: 0

| Jnl. Entry | Ref # | Trx. Date | Ledger | Debit Amount | Credit Amount |
|------------|-----------|-----------|-----------|--------------|---------------|
| 1882961 | 223000803 | CASH OI | 8/11/2021 | 300 | 3,035.02 |
| 1882958 | 223000801 | | 8/11/2021 | 300 | 1,563.25 |
| 1882954 | 222700814 | | 8/11/2021 | 300 | |
| 1882959 | 223000808 | | 8/11/2021 | 300 | |
| 1884318 | 223000805 | SRO AIR | 8/12/2021 | 300 | 3,060,777.45 |
| 1884317 | 223000804 | CHECK2 | 8/12/2021 | 300 | 3,048,419.46 |
| 1884321 | 223000808 | CHECK2 | 8/12/2021 | 300 | 69,986.93 |
| 1884320 | 223000807 | CASH OI | 8/12/2021 | 300 | 29,051.31 |
| 1884315 | 223000802 | SRO AIR | 8/12/2021 | 300 | 11,424.60 |
| 1884314 | 223000801 | | 8/12/2021 | 300 | 3,698.75 |
| 1884316 | 223000803 | CASH OI | 8/12/2021 | 300 | 3,630.45 |
| 1884319 | 223000806 | OTHER / | 8/12/2021 | 300 | 675.00 |
| 1884322 | 223000809 | FOREIGI | 8/12/2021 | 300 | 602.92 |
| 1884302 | 223000810 | | 8/12/2021 | 300 | |
| 1884308 | 222700812 | | 8/12/2021 | 300 | |
| 1884756 | 223000805 | SRO AIR | 8/13/2021 | 300 | 2,339,425.01 |
| 1884755 | 223000804 | CHECK2 | 8/13/2021 | 300 | 1,111,715.44 |
| 1884758 | 223000807 | CASH OI | 8/13/2021 | 300 | 103,986.89 |
| 1884757 | 223000806 | OTHER / | 8/13/2021 | 300 | 29,777.76 |
| 1884753 | 223000802 | SRO AIR | 8/13/2021 | 300 | 17,103.90 |
| 1884764 | 223000801 | | 8/13/2021 | 300 | 7,763.31 |
| 1884759 | 223000808 | CHECK2 | 8/13/2021 | 300 | 2,615.73 |
| 1884754 | 223000803 | CASH OI | 8/13/2021 | 300 | 2,541.15 |
| 1884760 | 223000809 | FOREIGI | 8/13/2021 | 300 | 468.26 |
| 1884765 | 223000809 | | 8/13/2021 | 300 | 20.00 |
| 1884766 | 223000801 | | 8/13/2021 | 300 | |
| 1884769 | 222700808 | | 8/13/2021 | 300 | |
| 1885141 | 3000810 | AIRS DSM | 8/16/2021 | 300 | 2,266,672.47 |
| 1885140 | 3000809 | AIRS TAX | 8/16/2021 | 300 | 2,120,893.99 |
| 1885143 | 3000812 | AIRS DSM | 8/16/2021 | 300 | 14,418.90 |
| 1885138 | 3000807 | AIRS TAX | 8/16/2021 | 300 | 5,880.60 |
| 1885139 | 3000808 | AIRS TAX | 8/16/2021 | 300 | 4,117.13 |
| 1885137 | 3000801 | | 8/16/2021 | 300 | 3,795.00 |
| 1885144 | 3000813 | AIRS DSM | 8/16/2021 | 300 | 1,324.18 |
| 1885142 | 3000811 | AIRS DSM | 8/16/2021 | 300 | 984.19 |
| 1885145 | 3000814 | AIRS DSM | 8/16/2021 | 300 | 316.80 |
| 1885154 | 3000802 | | 8/16/2021 | 300 | |
| 1885156 | 3000803 | | 8/16/2021 | 300 | |
| 1885597 | 3000810 | AIRS DSM | 8/17/2021 | 300 | 2,542,180.50 |
| 1885596 | 3000809 | AIRS tAX | 8/17/2021 | 300 | 2,226,717.52 |
| 1885599 | 3000812 | AIRS DSM | 8/17/2021 | 300 | 97,405.00 |
| 1885594 | 3000807 | AIRS TAX | 8/17/2021 | 300 | 18,849.60 |
| 1885595 | 3000808 | AIRS TAX | 8/17/2021 | 300 | 5,556.16 |
| 1885600 | 3000813 | AIRS DSM | 8/17/2021 | 300 | 3,060.15 |
| 1885593 | 3000801 | | 8/17/2021 | 300 | 1,995.90 |
| 1885598 | 3000811 | AIRS DSM | 8/17/2021 | 300 | 100.00 |
| 1885611 | 3000802 | | 8/17/2021 | 300 | |
| 1885612 | 3000803 | | 8/17/2021 | 300 | |
| 1886008 | 3000810 | AIRS DSM | 8/18/2021 | 300 | 2,553,851.96 |
| 1886007 | 3000809 | AIRS TAX | 8/18/2021 | 300 | 2,075,169.25 |
| 1886006 | 3000808 | AIRS TAX | 8/18/2021 | 300 | 105,736.72 |
| 1886010 | 3000812 | AIRS DSM | 8/18/2021 | 300 | 78,115.00 |
| 1886011 | 3000813 | AIRS DSM | 8/18/2021 | 300 | 23,024.31 |
| 1886005 | 3000807 | AIRS TAX | 8/18/2021 | 300 | 3,758.70 |
| 1886009 | 3000811 | AIRS DSM | 8/18/2021 | 300 | 1,675.00 |
| 1886004 | 3000801 | | 8/18/2021 | 300 | 362.40 |

Run Date: 12/30/2021
 Run Time: 2:44:16PM

Demand Account Activity

Start Date: 7/1/2021 End Date: 12/31/2021

Page: 184
 User: 0

| Jnl. Entry | Ref # | Trx. Date | Ledger | Debit Amount | Credit Amount |
|------------|----------------------|-----------|--------|--------------|---------------|
| 1886021 | 3000802 | 8/18/2021 | 300 | | 5,000,000.00 |
| 1886023 | 3000803 | 8/18/2021 | 300 | | 15,783.75 |
| 1886536 | 3000808 AIRS TAX | 8/19/2021 | 300 | 3,344,667.60 | |
| 1886538 | 3000810 AIRS DSM | 8/19/2021 | 300 | 3,048,980.12 | |
| 1886540 | 3000812 AIRS DSM | 8/19/2021 | 300 | 236,239.12 | |
| 1886535 | 3000807 AIRA TAX | 8/19/2021 | 300 | 14,407.80 | |
| 1886537 | 3000809 AIRS TAX | 8/19/2021 | 300 | 4,940.46 | |
| 1886534 | 3000801 | 8/19/2021 | 300 | 4,378.85 | |
| 1886539 | 3000811 AIRS DSM | 8/19/2021 | 300 | 2,555.66 | |
| 1886546 | 3000801 | 8/19/2021 | 300 | | 6,000,000.00 |
| 1886553 | 3000802 | 8/19/2021 | 300 | | 253.95 |
| 1886971 | 3000809 AIRS TAX | 8/20/2021 | 300 | 2,725,248.93 | |
| 1886973 | 3000811 AIRS DSM | 8/20/2021 | 300 | 2,589,411.85 | |
| 1886975 | 3000813 AIRS DSM | 8/20/2021 | 300 | 148,049.76 | |
| 1886976 | 3000814 AIRS DSM | 8/20/2021 | 300 | 24,774.95 | |
| 1886970 | 3000808 AIRS TAX | 8/20/2021 | 300 | 15,970.20 | |
| 1886969 | 3000807 AIRS TAX | 8/20/2021 | 300 | 13,143.90 | |
| 1886968 | 3000801 | 8/20/2021 | 300 | 3,216.90 | |
| 1886974 | 3000812 AIRS DSM | 8/20/2021 | 300 | 1,650.00 | |
| 1886977 | 3000815 AIRS DSM | 8/20/2021 | 300 | 1,055.56 | |
| 1886972 | 3000810 AIRS TAX | 8/20/2021 | 300 | 454.00 | |
| 1886986 | 3000802 | 8/20/2021 | 300 | | 6,000,000.00 |
| 1886999 | 3000803 | 8/20/2021 | 300 | | 6,622.00 |
| 1887352 | 3000809 AIRS TAX | 8/23/2021 | 300 | 2,605,172.88 | |
| 1887353 | 3000810 AIRS DSM | 8/23/2021 | 300 | 2,573,808.01 | |
| 1887355 | 3000812 AIRS DSM | 8/23/2021 | 300 | 27,262.56 | |
| 1887356 | 3000813 AIRS DSM | 8/23/2021 | 300 | 18,823.69 | |
| 1887350 | 3000807 AIRS TAX | 8/23/2021 | 300 | 6,332.70 | |
| 1887351 | 3000808 AIRS TAX | 8/23/2021 | 300 | 4,685.03 | |
| 1887361 | 3000801 | 8/23/2021 | 300 | 3,076.75 | |
| 1887354 | 3000811 AIRS DSM | 8/23/2021 | 300 | 850.00 | |
| 1887357 | 3000814 AIRS DSM | 8/23/2021 | 300 | 139.70 | |
| 1887364 | 3000802 | 8/23/2021 | 300 | | 5,000,000.00 |
| 1887365 | 3000803 | 8/23/2021 | 300 | | 880.19 |
| 1887828 | 3000810 AIRS DSM | 8/24/2021 | 300 | 3,288,214.70 | |
| 1887827 | 3000809 AIRS TAX | 8/24/2021 | 300 | 1,862,563.42 | |
| 1887826 | 3000808 AIRS TAX | 8/24/2021 | 300 | 66,672.78 | |
| 1887829 | 3000811 AIRS DSM | 8/24/2021 | 300 | 48,306.83 | |
| 1887830 | 3000812 AIRS DSM | 8/24/2021 | 300 | 19,205.45 | |
| 1887825 | 3000807 AIRS TAX | 8/24/2021 | 300 | 10,269.60 | |
| 1887836 | 3000801 | 8/24/2021 | 300 | 7,889.66 | |
| 1887831 | 3000813 AIRS DSM | 8/24/2021 | 300 | 262.80 | |
| 1887837 | 3000802 | 8/24/2021 | 300 | | 5,000,000.00 |
| 1887838 | 3000803 | 8/24/2021 | 300 | | 9,285.97 |
| 1888280 | 3000809 AIRS TAX | 8/25/2021 | 300 | 2,983,327.98 | |
| 1888281 | 3000810 AIRS DSM | 8/25/2021 | 300 | 2,869,989.74 | |
| 1888283 | 3000812 AIRS DSM | 8/25/2021 | 300 | 46,605.53 | |
| 1888284 | 3000813 AIRS DSM | 8/25/2021 | 300 | 16,997.95 | |
| 1888278 | 3000807 AIRS TAX | 8/25/2021 | 300 | 8,312.70 | |
| 1888290 | 3000801 | 8/25/2021 | 300 | 2,930.00 | |
| 1888320 | Correct Journal Entr | 8/25/2021 | 300 | 2,930.00 | |
| 1888282 | 3000811 AIRS DSM | 8/25/2021 | 300 | 1,875.00 | |
| 1888279 | 3000808 AIRS TAX | 8/25/2021 | 300 | 1,524.68 | |
| 1888285 | 3000814 AIRS DSM | 8/25/2021 | 300 | 25.50 | |
| 1888291 | 3000802 | 8/25/2021 | 300 | | 2,906.65 |
| 1888292 | 3000803 | 8/25/2021 | 300 | | 6,000,000.00 |

Run Date: 12/30/2021
 Run Time: 2:44:16PM

Demand Account Activity

Start Date: 7/1/2021 End Date: 12/31/2021

Page: 185
 User: 0

| Jnl. Entry | Ref # | Trx. Date | Ledger | Debit Amount | Credit Amount |
|------------|---------------------|-----------|--------|--------------|---------------|
| 1888319 | Back Out Journal Er | 8/25/2021 | 300 | | 2,930.00 |
| 1889397 | 3000809 AIRS TAX | 8/26/2021 | 300 | 8,329,326.76 | |
| 1889399 | 3000811 AIRS DSM | 8/26/2021 | 300 | 3,414,036.04 | |
| 1889396 | 3000808 AIRS TAX | 8/26/2021 | 300 | 82,004.93 | |
| 1889401 | 3000813 AIRS DSM | 8/26/2021 | 300 | 20,954.08 | |
| 1889402 | 3000814 AIRS DSM | 8/26/2021 | 300 | 15,372.50 | |
| 1889340 | 3000807 AIRS TAX | 8/26/2021 | 300 | 10,338.70 | |
| 1889410 | 3000801 | 8/26/2021 | 300 | 2,926.05 | |
| 1889398 | 3000810 AIRS TAX | 8/26/2021 | 300 | 2,039.00 | |
| 1889400 | 3000812 AIRS DSM | 8/26/2021 | 300 | 650.00 | |
| 1889403 | 3000815 AIRS DSM | 8/26/2021 | 300 | 131.50 | |
| 1889411 | 3000802 | 8/26/2021 | 300 | | 12,000,000.00 |
| 1889419 | 3000803 | 8/26/2021 | 300 | | 250.52 |
| 1889809 | 3000809 AIRS TAX | 8/27/2021 | 300 | 2,922,831.16 | |
| 1889810 | 3000811 AIRS DSM | 8/27/2021 | 300 | 2,762,512.74 | |
| 1889808 | 3000808 AIRS TAX | 8/27/2021 | 300 | 113,661.92 | |
| 1889813 | 3000814 AIRS DSM | 8/27/2021 | 300 | 96,776.84 | |
| 1889812 | 3000813 AIRS DSM | 8/27/2021 | 300 | 33,610.48 | |
| 1889807 | 3000807 AIRS TAX | 8/27/2021 | 300 | 7,751.70 | |
| 1889820 | 3000801 | 8/27/2021 | 300 | 3,990.56 | |
| 1889814 | 3000815 AIRS DSM | 8/27/2021 | 300 | 782.92 | |
| 1889811 | 3000812 AIRS DSM | 8/27/2021 | 300 | 525.00 | |
| 1889821 | 3000802 | 8/27/2021 | 300 | | 6,000,000.00 |
| 1889835 | 3000803 | 8/27/2021 | 300 | | 6,696.94 |
| 1890218 | 223000805SRO AIR | 8/30/2021 | 300 | 2,305,214.86 | |
| 1890217 | 223000804CHECK2 | 8/30/2021 | 300 | 1,666,330.49 | |
| 1890220 | 223000807CASH OI | 8/30/2021 | 300 | 25,650.16 | |
| 1890221 | 223000808CHECK 2 | 8/30/2021 | 300 | 18,600.82 | |
| 1890216 | 223000803CASH OI | 8/30/2021 | 300 | 17,995.97 | |
| 1890215 | 223000802SRO AIR | 8/30/2021 | 300 | 6,040.00 | |
| 1890214 | 223000801 | 8/30/2021 | 300 | 3,589.39 | |
| 1890219 | 223000806OTHER / | 8/30/2021 | 300 | 725.00 | |
| 1890203 | 222700805 | 8/30/2021 | 300 | | 4,000,000.00 |
| 1891059 | 223000804CHECK2 | 8/31/2021 | 300 | 4,043,442.09 | |
| 1891060 | 223000805SRO AIR | 8/31/2021 | 300 | 2,554,110.30 | |
| 1891063 | 223000808CHECK2 | 8/31/2021 | 300 | 75,659.56 | |
| 1891061 | 223000806OTHER / | 8/31/2021 | 300 | 32,073.00 | |
| 1891058 | 223000803CASH OI | 8/31/2021 | 300 | 23,725.71 | |
| 1891057 | 223000802SRO AIR | 8/31/2021 | 300 | 8,289.60 | |
| 1891062 | 223000807CASH OI | 8/31/2021 | 300 | 4,929.09 | |
| 1891056 | 223000801 | 8/31/2021 | 300 | 3,479.50 | |
| 1891069 | 223000809 | 8/31/2021 | 300 | 350.00 | |
| 1891044 | 222700806 | 8/31/2021 | 300 | | 7,000,000.00 |
| 1891442 | 223000901 | 9/1/2021 | 300 | 1,679.85 | |
| 1891443 | 223000902 | 9/1/2021 | 300 | | 9,634.54 |
| 1891814 | 223000805SRO AIR | 9/2/2021 | 300 | 6,632,442.15 | |
| 1891815 | 223000806OTHER / | 9/2/2021 | 300 | 1,204,547.94 | |
| 1891813 | 223000802SROAIR | 9/2/2021 | 300 | 24,053.90 | |
| 1891816 | 223000807CASH C | 9/2/2021 | 300 | 6,181.61 | |
| 1891812 | 223000901 | 9/2/2021 | 300 | 5,227.42 | |
| 1891912 | 2205860 | 9/2/2021 | 300 | 3,923.63 | |
| 1891805 | 222700911 | 9/2/2021 | 300 | | 1,189.31 |
| 1891806 | 222700912 | 9/2/2021 | 300 | | 8,000,000.00 |
| 1892855 | 223000906SROAIR | 9/3/2021 | 300 | 2,667,917.70 | |
| 1892853 | 223000904CHECK2 | 9/3/2021 | 300 | 2,613,795.10 | |
| 1892856 | 223000907OTHER / | 9/3/2021 | 300 | 2,428,627.14 | |

Run Date: 12/30/2021
 Run Time: 2:44:16PM

Demand Account Activity

Start Date: 7/1/2021 End Date: 12/31/2021

Page: 186
 User: 0

| Jnl. Entry | Ref # | Trx. Date | Ledger | Debit Amount | Credit Amount |
|------------|------------------|-----------|--------|--------------|---------------|
| 1892857 | 223000908CASH OI | 9/3/2021 | 300 | 59,832.90 | |
| 1892852 | 223000903CASH OI | 9/3/2021 | 300 | 19,010.61 | |
| 1892851 | 223000902SRO AIR | 9/3/2021 | 300 | 10,737.20 | |
| 1892850 | 223000901 | 9/3/2021 | 300 | 2,964.76 | |
| 1892858 | 22300909CHECK21 | 9/3/2021 | 300 | 195.66 | |
| 1892854 | 223000905FOREIGI | 9/3/2021 | 300 | 50.00 | |
| 1892840 | 222700909 | 9/3/2021 | 300 | | 18,925.24 |
| 1892841 | 222700910 | 9/3/2021 | 300 | | 8,000,000.00 |
| 1893205 | 3000910 AIRS DSM | 9/7/2021 | 300 | 2,705,728.95 | |
| 1893204 | 3000909 AIRS TAX | 9/7/2021 | 300 | 1,605,715.70 | |
| 1893207 | 3000912 AIRS DSM | 9/7/2021 | 300 | 154,088.00 | |
| 1893208 | 3000913 AIRS DSM | 9/7/2021 | 300 | 27,680.65 | |
| 1893202 | 3000907 AIRS TAX | 9/7/2021 | 300 | 13,592.70 | |
| 1893203 | 3000908 AIRS TAX | 9/7/2021 | 300 | 5,203.91 | |
| 1893161 | 3000901 | 9/7/2021 | 300 | 3,265.63 | |
| 1893206 | 3000911 AIRS DSM | 9/7/2021 | 300 | 850.00 | |
| 1893219 | 3000902 | 9/7/2021 | 300 | | 4,000,000.00 |
| 1893221 | 3000903 | 9/7/2021 | 300 | | 2,518.58 |
| 1893591 | 3000910 AIRS DSM | 9/8/2021 | 300 | 2,705,917.31 | |
| 1893590 | 3000909 AIRS TAX | 9/8/2021 | 300 | 2,657,483.12 | |
| 1893594 | 3000913 AIRS DSM | 9/8/2021 | 300 | 23,139.72 | |
| 1893588 | 3000907 AIRS TAX | 9/8/2021 | 300 | 11,787.60 | |
| 1893589 | 3000908 AIRS TAX | 9/8/2021 | 300 | 10,815.89 | |
| 1893587 | 3000901 | 9/8/2021 | 300 | 6,607.29 | |
| 1893592 | 3000911 AIRS DSM | 9/8/2021 | 300 | 1,600.00 | |
| 1893718 | 0800901 | 9/8/2021 | 300 | 200.00 | |
| 1893595 | 3000914 AIRS DSM | 9/8/2021 | 300 | 132.14 | |
| 1893593 | 3000912 AIRS DSM | 9/8/2021 | 300 | 98.00 | |
| 1893606 | 3000902 | 9/8/2021 | 300 | | 5,000,000.00 |
| 1893607 | 3000903 | 9/8/2021 | 300 | | 730.00 |
| 1894686 | 3000910 AIRS DSM | 9/9/2021 | 300 | 3,228,460.21 | |
| 1894685 | 3000909 AIRS TAX | 9/9/2021 | 300 | 2,421,398.56 | |
| 1894689 | 3000913 AIRS DSM | 9/9/2021 | 300 | 139,538.82 | |
| 1894687 | 3000911 AIRS DSM | 9/9/2021 | 300 | 23,516.92 | |
| 1894683 | 3000907 AIRS TAX | 9/9/2021 | 300 | 9,510.60 | |
| 1894682 | 3000901 | 9/9/2021 | 300 | 2,962.58 | |
| 1894684 | 3000908 AIRS TAX | 9/9/2021 | 300 | 1,696.50 | |
| 1894688 | 3000912 AIRS DSM | 9/9/2021 | 300 | 307.88 | |
| 1894699 | 3000902 | 9/9/2021 | 300 | | 6,000,000.00 |
| 1894709 | 3000903 | 9/9/2021 | 300 | | 14,321.00 |
| 1895053 | 3000909 AIRS TAX | 9/10/2021 | 300 | 7,213,009.22 | |
| 1895054 | 3000910 AIRS DSM | 9/10/2021 | 300 | 3,778,748.16 | |
| 1895057 | 3000913 AIRS DSM | 9/10/2021 | 300 | 8,102.72 | |
| 1895051 | 3000907 AIRS TAX | 9/10/2021 | 300 | 8,075.10 | |
| 1895052 | 3000908 AIRS TAX | 9/10/2021 | 300 | 5,830.86 | |
| 1895056 | 3000912 AIRS DSM | 9/10/2021 | 300 | 4,426.03 | |
| 1895050 | 3000901 | 9/10/2021 | 300 | 2,177.75 | |
| 1895055 | 3000911 AIRS DSM | 9/10/2021 | 300 | 650.00 | |
| 1895058 | 3000914 AIRS DSM | 9/10/2021 | 300 | 100.00 | |
| 1895067 | 3000902 | 9/10/2021 | 300 | | 11,000,000.00 |
| 1895069 | 3000903 | 9/10/2021 | 300 | | 1,877.94 |
| 1895184 | 3000909 AIRS TAX | 9/13/2021 | 300 | 5,376,919.91 | |
| 1895185 | 3000911 AIRS DSM | 9/13/2021 | 300 | 2,470,139.82 | |
| 1895188 | 3000914 AIRS DSM | 9/13/2021 | 300 | 78,243.49 | |
| 1895186 | 3000912 AIRS DSM | 9/13/2021 | 300 | 11,747.29 | |
| 1895182 | 3000907 AIRS TAX | 9/13/2021 | 300 | 8,976.00 | |

Run Date: 12/30/2021
 Run Time: 2:44:16PM

Demand Account Activity

Start Date: 7/1/2021 End Date: 12/31/2021

Page: 187
 User: 0

| Jnl. Entry | Ref # | Trx. Date | Ledger | Debit Amount | Credit Amount |
|------------|----------------------|-----------|--------|---------------|---------------|
| 1895183 | 3000908 AIRS TAX | 9/13/2021 | 300 | 6,214.08 | |
| 1895187 | 3000913 AIRS DSM | 9/13/2021 | 300 | 4,938.56 | |
| 1895191 | 3000901 | 9/13/2021 | 300 | 3,586.50 | |
| 1895192 | 3000902 | 9/13/2021 | 300 | | 8,000,000.00 |
| 1895800 | 3000909 AIRS TAX | 9/14/2021 | 300 | 5,325,023.86 | |
| 1895801 | 3000911 AIRS DSM | 9/14/2021 | 300 | 2,835,680.96 | |
| 1895794 | 3000907 AIRS TAX | 9/14/2021 | 300 | 12,530.10 | |
| 1895804 | 3000913 AIRS DSM | 9/14/2021 | 300 | 10,365.79 | |
| 1896047 | 3000914 AIRS DSM | 9/14/2021 | 300 | 9,168.52 | |
| 1895795 | 3000908 AIRS TAX | 9/14/2021 | 300 | 8,143.53 | |
| 1896055 | 3000901 | 9/14/2021 | 300 | 3,698.50 | |
| 1895803 | 3000912 AIRS DSM | 9/14/2021 | 300 | 575.00 | |
| 1896056 | 3000902 | 9/14/2021 | 300 | | 8,000,000.00 |
| 1896069 | 3000903 | 9/14/2021 | 300 | | 8,725.11 |
| 1896702 | 3000911 AIRS DSM | 9/15/2021 | 300 | 2,600,731.65 | |
| 1896701 | 3000909 AIRS TAX | 9/15/2021 | 300 | 825,681.93 | |
| 1896699 | 3000907 AIRS TAX | 9/15/2021 | 300 | 9,834.00 | |
| 1896700 | 3000908 AIRS TAX | 9/15/2021 | 300 | 3,866.50 | |
| 1896711 | 3000901 | 9/15/2021 | 300 | 2,721.49 | |
| 1896703 | 3000913 AIRS DSM | 9/15/2021 | 300 | 221.78 | |
| 1896732 | CORRECT JE 1896 | 9/15/2021 | 300 | 100.00 | |
| 1896712 | 3000902 | 9/15/2021 | 300 | | 4,000,000.00 |
| 1896713 | 3000903 | 9/15/2021 | 300 | | 200.00 |
| 1897201 | 3000909 AIRS TAX | 9/16/2021 | 300 | 17,292,509.77 | |
| 1897202 | 3000910 AIRS DSM | 9/16/2021 | 300 | 3,145,269.70 | |
| 1897205 | 3000913 AIRS DSM | 9/16/2021 | 300 | 151,188.64 | |
| 1897203 | 3000911 AIRS DSM | 9/16/2021 | 300 | 36,658.21 | |
| 1897199 | 3000907 AIRS TAX | 9/16/2021 | 300 | 8,342.40 | |
| 1897214 | 3000901 | 9/16/2021 | 300 | 2,396.55 | |
| 1897206 | 3000914 AIRS DSM | 9/16/2021 | 300 | 2,274.60 | |
| 1897204 | 3000912 AIRS DSM | 9/16/2021 | 300 | 1,658.28 | |
| 1897216 | 3000903 | 9/16/2021 | 300 | 324.43 | |
| 1897200 | 3000908 AIRS TAX | 9/16/2021 | 300 | 243.90 | |
| 1897215 | 3000902 | 9/16/2021 | 300 | | 2,926.12 |
| 1897217 | 3000904 | 9/16/2021 | 300 | | 21,000,000.00 |
| 1897670 | 3000909 AIR TAX | 9/17/2021 | 300 | 7,763,361.80 | |
| 1897672 | 3000911 AIRS DSM | 9/17/2021 | 300 | 2,723,263.04 | |
| 1897675 | 3000914 AIRS DSM | 9/17/2021 | 300 | 60,023.19 | |
| 1897674 | 3000913 AIRS DSM | 9/17/2021 | 300 | 10,925.36 | |
| 1897668 | 3000907 AIRS TAX | 9/17/2021 | 300 | 9,035.40 | |
| 1897669 | 3000908 AIRS TAX | 9/17/2021 | 300 | 8,893.00 | |
| 1897671 | 3000910 AIRS TAX | 9/17/2021 | 300 | 3,988.10 | |
| 1897681 | 3000901 | 9/17/2021 | 300 | 3,681.12 | |
| 1897698 | Correct Journal Entr | 9/17/2021 | 300 | 3,681.12 | |
| 1897673 | 3000912 AIRS DSM | 9/17/2021 | 300 | 1,300.00 | |
| 1897697 | Back Out Journal Er | 9/17/2021 | 300 | | 3,681.12 |
| 1897700 | Correct Journal Entr | 9/17/2021 | 300 | | 10,000,000.00 |
| 1898066 | 223000904CHECK2 | 9/20/2021 | 300 | 8,887,669.73 | |
| 1898068 | 223000906SRO AIR | 9/20/2021 | 300 | 2,384,824.32 | |
| 1898071 | 223000909CHECK2 | 9/20/2021 | 300 | 34,484.88 | |
| 1898070 | 223000908CASH OI | 9/20/2021 | 300 | 22,047.00 | |
| 1898065 | 223000903CASH OI | 9/20/2021 | 300 | 13,363.95 | |
| 1898062 | 223000901 | 9/20/2021 | 300 | 4,378.91 | |
| 1898063 | 223000902SRO AIR | 9/20/2021 | 300 | 4,246.70 | |
| 1898069 | 223000907OTHER / | 9/20/2021 | 300 | 450.00 | |
| 1898067 | 223000905FOREIGI | 9/20/2021 | 300 | 71.00 | |

Run Date: 12/30/2021
 Run Time: 2:44:16PM

Demand Account Activity

Start Date: 7/1/2021 End Date: 12/31/2021

Page: 188
 User: 0

| Jnl. Entry | Ref # | Trx. Date | Ledger | Debit Amount | Credit Amount |
|------------|------------------|-----------|--------|---------------|---------------|
| 1898056 | 222700907 | 9/20/2021 | 300 | | 11,000,000.00 |
| 1898077 | 223000909 | 9/20/2021 | 300 | | 6,109.14 |
| 1898482 | 223000904CHECK2 | 9/21/2021 | 300 | 13,822,822.83 | |
| 1898483 | 223000906SRO AIR | 9/21/2021 | 300 | 2,659,268.79 | |
| 1898484 | 223000907OTHER / | 9/21/2021 | 300 | 25,892.01 | |
| 1898480 | 223000902SRO AIR | 9/21/2021 | 300 | 8,052.00 | |
| 1898485 | 223000908CASH OI | 9/21/2021 | 300 | 4,793.44 | |
| 1898481 | 223000903CASH OI | 9/21/2021 | 300 | 4,239.34 | |
| 1898486 | 223000909CHECK2 | 9/21/2021 | 300 | 3,588.55 | |
| 1898479 | 223000901 | 9/21/2021 | 300 | 2,605.73 | |
| 1898491 | 222700905 | 9/21/2021 | 300 | | 17,000,000.00 |
| 1898494 | 223000909 | 9/21/2021 | 300 | | 6,675.89 |
| 1899090 | 223000904CHECK : | 9/22/2021 | 300 | 18,223,742.55 | |
| 1899092 | 223000906SRO AIR | 9/22/2021 | 300 | 2,760,715.20 | |
| 1899089 | 223000903CASH OI | 9/22/2021 | 300 | 102,765.87 | |
| 1899095 | 223000909CHECK2 | 9/22/2021 | 300 | 24,504.86 | |
| 1899094 | 223000908CASH OI | 9/22/2021 | 300 | 6,613.60 | |
| 1899088 | 223000902SRO AIR | 9/22/2021 | 300 | 5,011.05 | |
| 1899087 | 223000901 | 9/22/2021 | 300 | 1,716.90 | |
| 1899096 | 223000910FOREIGI | 9/22/2021 | 300 | 1,630.65 | |
| 1899091 | 223000905FOREIGI | 9/22/2021 | 300 | 1,200.00 | |
| 1899093 | 223000907OTHER / | 9/22/2021 | 300 | 850.00 | |
| 1899075 | 223000911 | 9/22/2021 | 300 | | 2,167.24 |
| 1899084 | 222700916 | 9/22/2021 | 300 | | 21,000,000.00 |
| 1900242 | 23000904CHECK21 | 9/23/2021 | 300 | 12,124,445.73 | |
| 1900244 | 223000906SRO AIR | 9/23/2021 | 300 | 3,331,204.75 | |
| 1900240 | 22300902SRO AIRS | 9/23/2021 | 300 | 8,616.30 | |
| 1900241 | 223000903CASH OI | 9/23/2021 | 300 | 6,702.16 | |
| 1900243 | 223000905FOREIGI | 9/23/2021 | 300 | 4,648.00 | |
| 1900230 | 223000901 | 9/23/2021 | 300 | 2,199.28 | |
| 1900246 | 223000908CASH OI | 9/23/2021 | 300 | 1,743.07 | |
| 1900245 | 223000907OTHER / | 9/23/2021 | 300 | 700.00 | |
| 1900247 | 223000909CHECK2 | 9/23/2021 | 300 | 2.83 | |
| 1900233 | 3000901 | 9/23/2021 | 300 | | 200.00 |
| 1900226 | 222700913 | 9/23/2021 | 300 | | 16,000,000.00 |
| 1900699 | 223000904CHECK2 | 9/24/2021 | 300 | 9,369,578.78 | |
| 1900700 | 223000905SRO AIR | 9/24/2021 | 300 | 2,499,973.39 | |
| 1900703 | 223000908CHECK2 | 9/24/2021 | 300 | 318,743.12 | |
| 1900701 | 223000906OTHER / | 9/24/2021 | 300 | 16,250.00 | |
| 1900702 | 223000907CASH OI | 9/24/2021 | 300 | 12,392.71 | |
| 1900697 | 223000902SRO AIR | 9/24/2021 | 300 | 10,989.40 | |
| 1900698 | 223000903CASH OI | 9/24/2021 | 300 | 7,200.96 | |
| 1900696 | 223000910 | 9/24/2021 | 300 | 3,042.80 | |
| 1900704 | 223000909FOREIGI | 9/24/2021 | 300 | 581.90 | |
| 1900709 | 223000930 | 9/24/2021 | 300 | 29.16 | |
| 1900688 | 222700910 | 9/24/2021 | 300 | | 12,000,000.00 |
| 1900694 | 223000901 | 9/24/2021 | 300 | | 1,891.00 |
| 1900826 | 3000909 AIRS TAX | 9/27/2021 | 300 | 12,450,627.21 | |
| 1900827 | 3000910 AIRS DSM | 9/27/2021 | 300 | 2,568,243.84 | |
| 1900825 | 3000908 AIRS TAX | 9/27/2021 | 300 | 252,980.43 | |
| 1900828 | 3000911 AIRS DSM | 9/27/2021 | 300 | 32,020.47 | |
| 1900830 | 3000913 AIRS DSM | 9/27/2021 | 300 | 22,923.00 | |
| 1900829 | 3000912 AIRS DSM | 9/27/2021 | 300 | 15,220.90 | |
| 1900824 | 3000907 AIRS TAX | 9/27/2021 | 300 | 8,679.00 | |
| 1900823 | 3000901 | 9/27/2021 | 300 | 8,402.50 | |
| 1901032 | 3000902 | 9/27/2021 | 300 | | 15,000,000.00 |

Run Date: 12/30/2021
 Run Time: 2:44:16PM

Demand Account Activity

Start Date: 7/1/2021 End Date: 12/31/2021

Page: 189
 User: 0

| Jnl. Entry | Ref # | Trx. Date | Ledger | Debit Amount | Credit Amount |
|------------|------------------|-----------|--------|--------------|---------------|
| 1901068 | 3000903 | 9/27/2021 | 300 | | 2,852.28 |
| 1901472 | 3000909 AIRS TAX | 9/28/2021 | 300 | 4,752,693.51 | |
| 1901473 | 3000910 AIRS DSM | 9/28/2021 | 300 | 2,663,623.90 | |
| 1901474 | 3000911 AIRS DSM | 9/28/2021 | 300 | 1,180,472.10 | |
| 1901476 | 3000913 AIRS DSM | 9/28/2021 | 300 | 134,212.00 | |
| 1901470 | 3000907 AIRS TAX | 9/28/2021 | 300 | 7,951.35 | |
| 1901475 | 3000912 AIRS DSM | 9/28/2021 | 300 | 7,000.00 | |
| 1901471 | 3000908 AIRS TAX | 9/28/2021 | 300 | 5,851.62 | |
| 1901469 | 3000901 | 9/28/2021 | 300 | 3,181.75 | |
| 1901477 | 3000914 AIRS DSM | 9/28/2021 | 300 | 535.00 | |
| 1901488 | 3000902 | 9/28/2021 | 300 | | 9,000,000.00 |
| 1901492 | 3000903 | 9/28/2021 | 300 | | 27,470.00 |
| 1901878 | 3000910 AIRS DSM | 9/29/2021 | 300 | 2,794,050.97 | |
| 1901877 | 3000909 AIRS TAX | 9/29/2021 | 300 | 1,159,935.58 | |
| 1901881 | 3000913 AIRS DSM | 9/29/2021 | 300 | 57,551.76 | |
| 1901875 | 3000907 AIRS TAX | 9/29/2021 | 300 | 9,817.50 | |
| 1901876 | 3000908 AIRS TAX | 9/29/2021 | 300 | 9,373.98 | |
| 1901880 | 3000912 AIRS DSM | 9/29/2021 | 300 | 3,637.57 | |
| 1901882 | 3000914 AIRS DSM | 9/29/2021 | 300 | 1,449.50 | |
| 1901874 | 3000901 | 9/29/2021 | 300 | 688.66 | |
| 1901879 | 3000911 AIRS DSM | 9/29/2021 | 300 | 600.00 | |
| 1901903 | 3000904 | 9/29/2021 | 300 | 125.00 | |
| 1901894 | 3000902 | 9/29/2021 | 300 | | 4,000,000.00 |
| 1901902 | 3000903 | 9/29/2021 | 300 | | 2,001.10 |
| 1902527 | 3000909 AIRS TAX | 9/30/2021 | 300 | 4,199,122.80 | |
| 1902528 | 3000910 AIRS DSM | 9/30/2021 | 300 | 3,214,617.09 | |
| 1902526 | 3000908 AIRS TAX | 9/30/2021 | 300 | 28,728.09 | |
| 1902525 | 3000907 AIRS TAX | 9/30/2021 | 300 | 7,354.05 | |
| 1902523 | 3000901 | 9/30/2021 | 300 | 4,785.85 | |
| 1902529 | 3000911 AIRS DSM | 9/30/2021 | 300 | 3,388.09 | |
| 1902524 | 3000902 | 9/30/2021 | 300 | 216.00 | |
| 1902530 | 3000912 AIRS DSM | 9/30/2021 | 300 | 101.84 | |
| 1902538 | 3000903 | 9/30/2021 | 300 | | 7,000,000.00 |
| 1902543 | 3000904 | 9/30/2021 | 300 | | 18,472.87 |
| 1902926 | 3000901 | 10/1/2021 | 300 | 2,588.51 | |
| 1902933 | 3000902 | 10/1/2021 | 300 | | 32,240.45 |
| 1903284 | 3001008 AIRS DSM | 10/4/2021 | 300 | 4,742,328.84 | |
| 1903283 | 3001007 AIRS TAX | 10/4/2021 | 300 | 21,238.80 | |
| 1903285 | 3001009 AIRS DSM | 10/4/2021 | 300 | 15,516.09 | |
| 1903290 | 3001001 | 10/4/2021 | 300 | 4,688.00 | |
| 1903286 | 3001010 AIRS DSM | 10/4/2021 | 300 | 3,603.59 | |
| 1903291 | 3001002 | 10/4/2021 | 300 | | 5,000,000.00 |
| 1903672 | 3001009 AIRS DSM | 10/5/2021 | 300 | 2,945,061.46 | |
| 1903671 | 3001008 AIRS TAX | 10/5/2021 | 300 | 1,786,075.05 | |
| 1903674 | 3001011 AIRS DSM | 10/5/2021 | 300 | 137,763.82 | |
| 1903670 | 3001007 AIRS TAX | 10/5/2021 | 300 | 6,494.40 | |
| 1903679 | 3001001 | 10/5/2021 | 300 | 4,004.73 | |
| 1903756 | 2208862 | 10/5/2021 | 300 | 3,586.77 | |
| 1903673 | 3001010 AIRS DSM | 10/5/2021 | 300 | 1,750.00 | |
| 1903680 | 3001002 | 10/5/2021 | 300 | | 5,000,000.00 |
| 1903690 | 3001003 | 10/5/2021 | 300 | | 109,782.79 |
| 1904060 | 3001010 AIRS DSM | 10/6/2021 | 300 | 3,004,536.60 | |
| 1904059 | 3001009 AIRS TAX | 10/6/2021 | 300 | 1,659,980.15 | |
| 1904063 | 3001013 AIRS DSM | 10/6/2021 | 300 | 636,195.92 | |
| 1904058 | 3001008 AIRS TAX | 10/6/2021 | 300 | 11,440.12 | |
| 1904064 | 3001014 AIRS DSM | 10/6/2021 | 300 | 8,480.00 | |

Run Date: 12/30/2021
 Run Time: 2:44:16PM

Demand Account Activity

Start Date: 7/1/2021 End Date: 12/31/2021

Page: 190
 User: 0

| Jnl. Entry | Ref # | Trx. Date | Ledger | Debit Amount | Credit Amount |
|------------|-------------------|------------|--------|--------------|---------------|
| 1904057 | 300 1007 AIRS TAX | 10/6/2021 | 300 | 3,478.20 | |
| 1904071 | 3001001 | 10/6/2021 | 300 | 1,093.83 | |
| 1904061 | 3001011 AIRS DSM | 10/6/2021 | 300 | 775.00 | |
| 1904062 | 3001012 AIRS DSM | 10/6/2021 | 300 | 526.01 | |
| 1904072 | 3001002 | 10/6/2021 | 300 | | 5,000,000.00 |
| 1904073 | 3001003 | 10/6/2021 | 300 | | 17.46 |
| 1905149 | 3001009 AIRS TAX | 10/7/2021 | 300 | 3,972,842.73 | |
| 1905150 | 3001010 Airs dsmv | 10/7/2021 | 300 | 3,393,984.27 | |
| 1905153 | 3001013 AIRS DSM | 10/7/2021 | 300 | 1,340,090.92 | |
| 1905148 | 3001008 AIRS TAX | 10/7/2021 | 300 | 86,010.00 | |
| 1905151 | 3001011 AIRS DSM | 10/7/2021 | 300 | 29,113.68 | |
| 1905147 | 3001007 AIRS TAX | 10/7/2021 | 300 | 23,606.55 | |
| 1905152 | 3001012 AIRS DSM | 10/7/2021 | 300 | 23,415.83 | |
| 1905129 | 3001002 | 10/7/2021 | 300 | 2,946.08 | |
| 1905154 | 3001014 AIRS DSM | 10/7/2021 | 300 | 2,808.50 | |
| 1905128 | 3001001 | 10/7/2021 | 300 | 325.00 | |
| 1905130 | 3001003 | 10/7/2021 | 300 | | 9,000,000.00 |
| 1905131 | 3001004 | 10/7/2021 | 300 | | 22,457.11 |
| 1905557 | 3001009 AIRS TAX | 10/8/2021 | 300 | 3,052,539.20 | |
| 1905558 | 3001010 AIRS DSM | 10/8/2021 | 300 | 2,444,331.83 | |
| 1905561 | 3001013 AIRS DSM | 10/8/2021 | 300 | 338,913.80 | |
| 1905556 | 3001008 AIRS TAX | 10/8/2021 | 300 | 11,298.43 | |
| 1905560 | 3001012 AIRS DSM | 10/8/2021 | 300 | 9,955.29 | |
| 1905555 | 3001007 AIRS TAX | 10/8/2021 | 300 | 6,540.60 | |
| 1905539 | 3001001 | 10/8/2021 | 300 | 594.08 | |
| 1905559 | 3001011 AIRS DSM | 10/8/2021 | 300 | 550.00 | |
| 1905562 | 3001014 AIRS DSM | 10/8/2021 | 300 | 258.00 | |
| 1905540 | 3001002 | 10/8/2021 | 300 | | 6,000,000.00 |
| 1905541 | 3001003 | 10/8/2021 | 300 | | 5,003.56 |
| 1905829 | 3001001 | 10/11/2021 | 300 | 4,950.75 | |
| 1906144 | 223000905SRO AIR | 10/12/2021 | 300 | 5,811,212.79 | |
| 1906143 | 223000904CHECK2 | 10/12/2021 | 300 | 4,830,178.82 | |
| 1906147 | 223000908CHECK2 | 10/12/2021 | 300 | 627,065.09 | |
| 1906142 | 223000903CASH OI | 10/12/2021 | 300 | 21,753.16 | |
| 1906141 | 223000902SRO AIR | 10/12/2021 | 300 | 19,202.70 | |
| 1906146 | 223000907CASH OI | 10/12/2021 | 300 | 9,784.74 | |
| 1906145 | 223000906OTHER / | 10/12/2021 | 300 | 2,550.00 | |
| 1906140 | 223001001 | 10/12/2021 | 300 | 722.66 | |
| 1906134 | 222701009 | 10/12/2021 | 300 | | 11,000,000.00 |
| 1906534 | 223001004CHECK : | 10/13/2021 | 300 | 3,103,444.54 | |
| 1906536 | 223001006OTHER / | 10/13/2021 | 300 | 2,651,762.57 | |
| 1906535 | 223001005SRO AIR | 10/13/2021 | 300 | 1,100,668.04 | |
| 1906537 | 223001008CHECK2 | 10/13/2021 | 300 | 611,740.83 | |
| 1906533 | 223001003CASH OI | 10/13/2021 | 300 | 5,988.32 | |
| 1906543 | 223001001 | 10/13/2021 | 300 | 2,501.06 | |
| 1906532 | 223001002SRO AIR | 10/13/2021 | 300 | 679.80 | |
| 1906538 | 223001009FOREIGI | 10/13/2021 | 300 | 614.50 | |
| 1906544 | 222701006 | 10/13/2021 | 300 | | 8,000,000.00 |
| 1907058 | 223001004SRO AIR | 10/14/2021 | 300 | 3,846,492.46 | |
| 1907060 | 223001008CHECK2 | 10/14/2021 | 300 | 539,420.00 | |
| 1907057 | 223001003CHECK2 | 10/14/2021 | 300 | 364,505.16 | |
| 1907056 | 223001002 | 10/14/2021 | 300 | 7,197.30 | |
| 1907055 | 223001001 | 10/14/2021 | 300 | 4,547.07 | |
| 1907059 | 223001007CASH OI | 10/14/2021 | 300 | 2,966.65 | |
| 1907045 | 222701005 | 10/14/2021 | 300 | | 5,000,000.00 |
| 1907054 | 223001007 | 10/14/2021 | 300 | | 3,305.98 |

Run Date: 12/30/2021
 Run Time: 2:44:16PM

Demand Account Activity

Start Date: 7/1/2021 End Date: 12/31/2021

Page: 191
 User: 0

| Jnl. Entry | Ref # | Trx. Date | Ledger | Debit Amount | Credit Amount |
|------------|------------------|------------|--------|---------------|---------------|
| 1907470 | 223001004CHECK2 | 10/15/2021 | 300 | 4,716,574.79 | |
| 1907471 | 223001005SRO AIR | 10/15/2021 | 300 | 2,569,050.79 | |
| 1907474 | 223001008CHECK2 | 10/15/2021 | 300 | 1,369,356.79 | |
| 1907468 | 223001002SRO AIR | 10/15/2021 | 300 | 13,576.20 | |
| 1907473 | 223001007CASH OI | 10/15/2021 | 300 | 7,000.00 | |
| 1907469 | 223001003CASH OI | 10/15/2021 | 300 | 2,908.49 | |
| 1907465 | 223001001 | 10/15/2021 | 300 | 2,218.21 | |
| 1907472 | 223001006OTHER / | 10/15/2021 | 300 | 550.00 | |
| 1907453 | 222701008 | 10/15/2021 | 300 | | 8,000,000.00 |
| 1908444 | 3001009 AIRS TAX | 10/18/2021 | 300 | 4,340,379.01 | |
| 1908445 | 3001010 AIRS DSM | 10/18/2021 | 300 | 2,334,235.89 | |
| 1908448 | 3001013 AIRS DSM | 10/18/2021 | 300 | 1,253,309.77 | |
| 1908447 | 3001012 AIRS DSM | 10/18/2021 | 300 | 25,544.49 | |
| 1908443 | 3001008 AIRS TAX | 10/18/2021 | 300 | 16,548.07 | |
| 1908442 | 3001007 AIRS TAX | 10/18/2021 | 300 | 9,081.90 | |
| 1908441 | 3001001 | 10/18/2021 | 300 | 3,918.65 | |
| 1908446 | 3001011 AIRS DSM | 10/18/2021 | 300 | 600.00 | |
| 1908449 | 3001014 AIRS DSM | 10/18/2021 | 300 | 538.50 | |
| 1908458 | 3001002 | 10/18/2021 | 300 | | 8,000,000.00 |
| 1908969 | 3001009 AIRS TAX | 10/19/2021 | 300 | 2,928,746.39 | |
| 1908971 | 3001011 AIRS DSM | 10/19/2021 | 300 | 2,585,979.07 | |
| 1908974 | 3001014 AIRS DSM | 10/19/2021 | 300 | 111,720.04 | |
| 1908965 | 3001001 | 10/19/2021 | 300 | 7,124.77 | |
| 1908967 | 3001008 AIRS TAX | 10/19/2021 | 300 | 5,288.97 | |
| 1908966 | 3001007 AIRS TAX | 10/19/2021 | 300 | 4,120.40 | |
| 1908972 | 3001012 AIRS DSM | 10/19/2021 | 300 | 2,100.00 | |
| 1908973 | 3001013 AIRS DSM | 10/19/2021 | 300 | 636.00 | |
| 1908970 | 3001010 AIRS TAX | 10/19/2021 | 300 | 60.00 | |
| 1908985 | 3001002 | 10/19/2021 | 300 | | 6,000,000.00 |
| 1908993 | 3001001 | 10/19/2021 | 300 | | 700.00 |
| 1909104 | 3001009 AIRS TAX | 10/20/2021 | 300 | 7,489,729.89 | |
| 1909105 | 3001010 AIRS DSM | 10/20/2021 | 300 | 2,762,334.39 | |
| 1909108 | 3001013 AIRS DSM | 10/20/2021 | 300 | 39,392.40 | |
| 1909107 | 3001012 AIRS DSM | 10/20/2021 | 300 | 12,518.03 | |
| 1909102 | 3001007 AIRS TAX | 10/20/2021 | 300 | 5,478.00 | |
| 1909101 | 3001001 | 10/20/2021 | 300 | 1,580.16 | |
| 1909103 | 3001008 AIRS TAX | 10/20/2021 | 300 | 1,470.97 | |
| 1909106 | 3001011 AIRS DSM | 10/20/2021 | 300 | 825.00 | |
| 1909123 | 3001002 | 10/20/2021 | 300 | | 10,000,000.00 |
| 1909124 | 3001003 | 10/20/2021 | 300 | | 25,425.35 |
| 1910666 | 3001009 AIRS TAX | 10/21/2021 | 300 | 11,135,828.64 | |
| 1910667 | 3001010 AIRS DSM | 10/21/2021 | 300 | 2,942,644.54 | |
| 1910670 | 3001013 AIRS DSM | 10/21/2021 | 300 | 81,418.70 | |
| 1910669 | 3001012 AIRS DSM | 10/21/2021 | 300 | 39,782.15 | |
| 1910664 | 3001007 AIRS TAX | 10/21/2021 | 300 | 11,345.40 | |
| 1910665 | 3001008 AIRS TAX | 10/21/2021 | 300 | 8,939.24 | |
| 1910671 | 3001014 AIRS DSM | 10/21/2021 | 300 | 1,331.60 | |
| 1910663 | 3001001 | 10/21/2021 | 300 | 748.25 | |
| 1910668 | 3001011 AIRS DSM | 10/21/2021 | 300 | 400.00 | |
| 1910681 | 3001002 | 10/21/2021 | 300 | | 14,000,000.00 |
| 1910804 | 3001009 AIRS TAX | 10/22/2021 | 300 | 18,283,118.01 | |
| 1910806 | 3001011 AIRS DSM | 10/22/2021 | 300 | 2,222,583.48 | |
| 1910809 | 3001014 AIRS DSM | 10/22/2021 | 300 | 247,370.00 | |
| 1910803 | 3001008 AIRS TAX | 10/22/2021 | 300 | 109,274.02 | |
| 1910802 | 3001007 AIRS TAX | 10/22/2021 | 300 | 4,916.70 | |
| 1910805 | 3001010 AIRS TAX | 10/22/2021 | 300 | 4,266.66 | |

Run Date: 12/30/2021
 Run Time: 2:44:16PM

Demand Account Activity

Start Date: 7/1/2021 End Date: 12/31/2021

Page: 192
 User: 0

| Jnl. Entry | Ref # | Trx. Date | Ledger | Debit Amount | Credit Amount |
|------------|---------------------|------------|--------|--------------|---------------|
| 1910810 | 3001015 AIRS DSM | 10/22/2021 | 300 | 3,398.00 | |
| 1910808 | 3001013 AIRS DSM | 10/22/2021 | 300 | 1,420.48 | |
| 1910801 | 3001001 | 10/22/2021 | 300 | 968.03 | |
| 1910807 | 3001012 AIRS DSM | 10/22/2021 | 300 | 475.00 | |
| 1910821 | 3001002 | 10/22/2021 | 300 | | 18,642.34 |
| 1911148 | 3001003 | 10/22/2021 | 300 | | 21,000,000.00 |
| 1911254 | 3001009 AIRS TAX | 10/25/2021 | 300 | 7,512,436.31 | |
| 1911256 | 3001011 AIRS DSM | 10/25/2021 | 300 | 2,121,772.59 | |
| 1911259 | 3001014 AIRS DSM | 10/25/2021 | 300 | 178,354.63 | |
| 1911252 | 3001007 AIRS TAX | 10/25/2021 | 300 | 12,340.00 | |
| 1911258 | 3001013 AIRS DSM | 10/25/2021 | 300 | 10,741.31 | |
| 1911562 | 2701003 | 10/25/2021 | 300 | 8,489.65 | |
| 1911264 | 3001001 | 10/25/2021 | 300 | 4,707.83 | |
| 1911253 | 3001008 AIRS TAX | 10/25/2021 | 300 | 4,463.72 | |
| 1911257 | 3001012 AIRS DSM | 10/25/2021 | 300 | 675.00 | |
| 1911255 | 3001010 AIRS TAX | 10/25/2021 | 300 | 177.03 | |
| 1911559 | 3001002 | 10/25/2021 | 300 | | 10,000,000.00 |
| 1911580 | Back Out Journal Er | 10/25/2021 | 300 | | 8,489.65 |
| 1911997 | 3001009 AIRS TAX | 10/26/2021 | 300 | 4,530,145.10 | |
| 1911999 | 3001010 AIRS DSM | 10/26/2021 | 300 | 2,387,555.59 | |
| 1911996 | 3001008 AIRS TAX | 10/26/2021 | 300 | 122,536.24 | |
| 1912002 | 3001013 AIRS DSM | 10/26/2021 | 300 | 28,521.28 | |
| 1911995 | 300 1007 AIRS TAX | 10/26/2021 | 300 | 7,467.90 | |
| 1912000 | 3001011 AIRS DSM | 10/26/2021 | 300 | 4,644.69 | |
| 1912007 | 3001001 | 10/26/2021 | 300 | 4,138.50 | |
| 1912001 | 3001012 AIRS DSM | 10/26/2021 | 300 | 449.50 | |
| 1912008 | 3001002 | 10/26/2021 | 300 | | 7,000,000.00 |
| 1912020 | 3001003 | 10/26/2021 | 300 | | 17,894.74 |
| 1912390 | 3001009 AIRS TAX | 10/27/2021 | 300 | 6,343,203.75 | |
| 1912391 | 3001010 AIRS DSM | 10/27/2021 | 300 | 2,675,061.77 | |
| 1912392 | 3001011 AIRS DSM | 10/27/2021 | 300 | 1,153,526.92 | |
| 1912394 | 3001013 AIRS DSM | 10/27/2021 | 300 | 22,959.91 | |
| 1912389 | 3001007 AIRS TAX | 10/27/2021 | 300 | 6,355.80 | |
| 1912393 | 3001012 AIRS DSM | 10/27/2021 | 300 | 867.50 | |
| 1912401 | 3001001 | 10/27/2021 | 300 | 293.23 | |
| 1912403 | 3001002 | 10/27/2021 | 300 | 10.00 | |
| 1912402 | 3001003 | 10/27/2021 | 300 | | 118,853.03 |
| 1912404 | 3001004 | 10/27/2021 | 300 | | 10,000,000.00 |
| 1912811 | 3001009 AIRS TAX | 10/28/2021 | 300 | 8,246,131.70 | |
| 1912812 | 3001010 AIRS DSM | 10/28/2021 | 300 | 2,886,680.51 | |
| 1912810 | 3001008 AIRS TAX | 10/28/2021 | 300 | 226,713.62 | |
| 1912813 | 3001011 AIRS DSM | 10/28/2021 | 300 | 38,206.49 | |
| 1912530 | 3001007 AIRSTAX | 10/28/2021 | 300 | 26,584.80 | |
| 1912814 | 3001012 AIRS DSM | 10/28/2021 | 300 | 22,366.72 | |
| 1912815 | 3001013 AIRS DSM | 10/28/2021 | 300 | 14,679.56 | |
| 1912821 | 3001001 | 10/28/2021 | 300 | 4,424.25 | |
| 1912816 | 3001014 AIRS DSM | 10/28/2021 | 300 | 63.00 | |
| 1912822 | 3001002 | 10/28/2021 | 300 | 25.00 | |
| 1912823 | 3001003 | 10/28/2021 | 300 | | 12,000,000.00 |
| 1912824 | 3001004 | 10/28/2021 | 300 | | 44,061.36 |
| 1913914 | 223001004CHECK2 | 10/29/2021 | 300 | 3,098,480.54 | |
| 1913916 | 223001006SRO AIR | 10/29/2021 | 300 | 2,268,127.38 | |
| 1913917 | 223001007OTHER / | 10/29/2021 | 300 | 47,480.69 | |
| 1913920 | 223001009CHECK2 | 10/29/2021 | 300 | 18,468.39 | |
| 1913913 | 223001003CASH OI | 10/29/2021 | 300 | 18,217.42 | |
| 1913919 | 223001008CASH OI | 10/29/2021 | 300 | 11,082.73 | |

Run Date: 12/30/2021
 Run Time: 2:44:16PM

Demand Account Activity

Start Date: 7/1/2021 End Date: 12/31/2021

Page: 193
 User: 0

| Jnl. Entry | Ref # | Trx. Date | Ledger | Debit Amount | Credit Amount |
|------------|-------------------|------------|--------|--------------|---------------|
| 1913912 | 223001002SRO AIR | 10/29/2021 | 300 | 10,005.60 | |
| 1913910 | 223001001 | 10/29/2021 | 300 | 1,934.15 | |
| 1913915 | 223001005FOREIGI | 10/29/2021 | 300 | 687.00 | |
| 1913911 | 223001010 | 10/29/2021 | 300 | 200.00 | |
| 1913899 | 222701003 | 10/29/2021 | 300 | | 5,000,000.00 |
| 1913923 | 223001011 | 10/29/2021 | 300 | | 8,573.00 |
| 1914293 | 223001101 | 11/1/2021 | 300 | 10,666.13 | |
| 1914295 | 223001102 | 11/1/2021 | 300 | | 5,528.70 |
| 1914713 | 223001103SRO AIR | 11/2/2021 | 300 | 4,545,811.98 | |
| 1914714 | 223001104OTHER / | 11/2/2021 | 300 | 39,133.83 | |
| 1914712 | 223001102SRO AIR | 11/2/2021 | 300 | 13,912.80 | |
| 1914715 | 223001105CASH OF | 11/2/2021 | 300 | 5,388.17 | |
| 1914828 | 2211593 | 11/2/2021 | 300 | 3,659.09 | |
| 1914706 | 223001106 | 11/2/2021 | 300 | 2,928.00 | |
| 1914704 | 223001101 | 11/2/2021 | 300 | | 728.39 |
| 1914705 | 222701111 | 11/2/2021 | 300 | | 5,000,000.00 |
| 1915280 | 223001107OTHER / | 11/3/2021 | 300 | 3,695,423.18 | |
| 1915279 | 223001106SRO AIR | 11/3/2021 | 300 | 2,599,714.80 | |
| 1915278 | 223001105CHECK2 | 11/3/2021 | 300 | 2,012,692.70 | |
| 1915282 | 223001109CHECK2 | 11/3/2021 | 300 | 38,913.35 | |
| 1915276 | 223001103SRO AIR | 11/3/2021 | 300 | 10,088.10 | |
| 1915277 | 223001104CASH OF | 11/3/2021 | 300 | 6,772.52 | |
| 1915281 | 223001108CASH OF | 11/3/2021 | 300 | 2,668.58 | |
| 1915272 | 223001101 | 11/3/2021 | 300 | 2,606.75 | |
| 1915273 | 223001102 | 11/3/2021 | 300 | 380.39 | |
| 1915259 | 222701106 | 11/3/2021 | 300 | | 8,000,000.00 |
| 1915271 | 223001103 | 11/3/2021 | 300 | | 8,276.35 |
| 1916318 | 223001105CHECK2 | 11/4/2021 | 300 | 2,814,139.51 | |
| 1916319 | 223001106SRO AIR | 11/4/2021 | 300 | 2,799,234.57 | |
| 1916322 | 223001109CHECK2 | 11/4/2021 | 300 | 44,956.47 | |
| 1916321 | 223001108CASH OF | 11/4/2021 | 300 | 23,607.46 | |
| 1916316 | 223001103SRO AIR | 11/4/2021 | 300 | 12,084.60 | |
| 1916313 | 223001101 | 11/4/2021 | 300 | 2,141.10 | |
| 1916320 | 223001107OTHER / | 11/4/2021 | 300 | 700.00 | |
| 1916317 | 223001104CASH OF | 11/4/2021 | 300 | 395.72 | |
| 1916323 | 223001110FOREIGN | 11/4/2021 | 300 | 72.50 | |
| 1916302 | 222701108 | 11/4/2021 | 300 | | 6,000,000.00 |
| 1916314 | 223001102 | 11/4/2021 | 300 | | 23.03 |
| 1916686 | 3001111 AIRS DSM' | 11/5/2021 | 300 | 2,243,471.64 | |
| 1916685 | 3001109 AIRS TAX | 11/5/2021 | 300 | 1,514,995.90 | |
| 1916689 | 3001114 AIRS DSM' | 11/5/2021 | 300 | 24,161.31 | |
| 1916684 | 3001108 AIRS TAX | 11/5/2021 | 300 | 15,189.80 | |
| 1916682 | 3001101 | 11/5/2021 | 300 | 3,787.90 | |
| 1916683 | 3001107 AIRS TAX | 11/5/2021 | 300 | 3,705.90 | |
| 1916688 | 3001113 AIRS DSM' | 11/5/2021 | 300 | 1,407.42 | |
| 1916687 | 3001112 AIRS DSM' | 11/5/2021 | 300 | 525.00 | |
| 1916690 | 3001115 AIRS DSM' | 11/5/2021 | 300 | 258.30 | |
| 1916700 | 3001102 | 11/5/2021 | 300 | | 4,000,000.00 |
| 1916705 | 3001103 | 11/5/2021 | 300 | | 20,065.19 |
| 1917062 | 3001110 AIRS DSM' | 11/8/2021 | 300 | 2,361,835.67 | |
| 1917061 | 3001109 AIRS TAX | 11/8/2021 | 300 | 1,897,218.78 | |
| 1917065 | 3001113 AIRS DSM' | 11/8/2021 | 300 | 55,062.42 | |
| 1917059 | 3001107 AIRS TAX | 11/8/2021 | 300 | 8,642.70 | |
| 1917057 | 3001102 | 11/8/2021 | 300 | 7,779.02 | |
| 1917056 | 3001101 | 11/8/2021 | 300 | 4,518.30 | |
| 1917060 | 3001108 AIRS TAX | 11/8/2021 | 300 | 2,474.91 | |

Run Date: 12/30/2021
 Run Time: 2:44:16PM

Demand Account Activity

Start Date: 7/1/2021 End Date: 12/31/2021

Page: 194
 User: 0

| Jnl. Entry | Ref # | Trx. Date | Ledger | Debit Amount | Credit Amount |
|------------|---------------------|------------|--------|--------------|---------------|
| 1917064 | 3001112 AIRS DSM' | 11/8/2021 | 300 | 2,132.65 | |
| 1917063 | 3001111 AIRS DSM' | 11/8/2021 | 300 | 600.00 | |
| 1917058 | 3001103 | 11/8/2021 | 300 | 139.50 | |
| 1917074 | 3001104 | 11/8/2021 | 300 | | 4,000,000.00 |
| 1917075 | 3001105 | 11/8/2021 | 300 | | 6,553.39 |
| 1917446 | 3001110 AIRS DSM' | 11/9/2021 | 300 | 2,504,820.76 | |
| 1917445 | 3001109 AIRS TAX | 11/9/2021 | 300 | 1,606,068.97 | |
| 1917448 | 3001112 AIRS DSM' | 11/9/2021 | 300 | 25,347.08 | |
| 1917449 | 3001113 AIRS DSM' | 11/9/2021 | 300 | 17,121.69 | |
| 1917443 | 3001107 AIRS TAX | 11/9/2021 | 300 | 5,870.70 | |
| 1917444 | 3001108 AIRS TAX | 11/9/2021 | 300 | 3,962.54 | |
| 1917190 | 3001101 | 11/9/2021 | 300 | 2,122.57 | |
| 1917447 | 3001111 AIRS DSM' | 11/9/2021 | 300 | 1,150.00 | |
| 1917460 | 3001102 | 11/9/2021 | 300 | | 4,000,000.00 |
| 1917461 | 3001103 | 11/9/2021 | 300 | | 3,786.97 |
| 1917860 | 3001110 AIRS DSM' | 11/10/2021 | 300 | 3,016,226.31 | |
| 1917859 | 3001109 AIRS TAX | 11/10/2021 | 300 | 1,314,925.69 | |
| 1917862 | 3001112 AIRS DSM' | 11/10/2021 | 300 | 22,111.69 | |
| 1917858 | 3001108 AIRS TAX | 11/10/2021 | 300 | 13,857.72 | |
| 1917857 | 3001107 AIRS TAX | 11/10/2021 | 300 | 8,735.10 | |
| 1917863 | 3001113 AIRS DSM' | 11/10/2021 | 300 | 4,378.44 | |
| 1917856 | 3001101 | 11/10/2021 | 300 | 3,224.24 | |
| 1917861 | 3001111 AIRS DSM' | 11/10/2021 | 300 | 500.00 | |
| 1917864 | 3001114 AIRS DSM' | 11/10/2021 | 300 | 100.00 | |
| 1917875 | 3001102 | 11/10/2021 | 300 | | 4,000,000.00 |
| 1917876 | 3001103 | 11/10/2021 | 300 | | 5,561.13 |
| 1918321 | 223001105CHECK2 | 11/12/2021 | 300 | 3,837,939.18 | |
| 1918322 | 223001106SRO AIR | 11/12/2021 | 300 | 2,907,495.78 | |
| 1918323 | 223001107OTHER / | 11/12/2021 | 300 | 40,864.17 | |
| 1918320 | 223001104CASH OF | 11/12/2021 | 300 | 12,322.02 | |
| 1918324 | 223001108CASH OF | 11/12/2021 | 300 | 9,910.01 | |
| 1918319 | 223001103SRO AIR | 11/12/2021 | 300 | 7,629.60 | |
| 1918325 | 223001109CHECK2 | 11/12/2021 | 300 | 6,536.68 | |
| 1918318 | 223001101 | 11/12/2021 | 300 | 4,445.25 | |
| 1918313 | 222701111 | 11/12/2021 | 300 | | 7,000,000.00 |
| 1918704 | 3001109 AIRS TAX | 11/15/2021 | 300 | 2,394,338.92 | |
| 1918705 | 3001109 AIRS TAX | 11/15/2021 | 300 | 2,394,338.92 | |
| 1918706 | 3001110 AIRS DSM' | 11/15/2021 | 300 | 2,144,957.58 | |
| 1918709 | 3001013 AIRS DSM | 11/15/2021 | 300 | 19,587.44 | |
| 1918708 | 3001112 AIRS DSM' | 11/15/2021 | 300 | 6,871.13 | |
| 1918703 | 3001108 AIRS TAX | 11/15/2021 | 300 | 6,582.04 | |
| 1918702 | 3001107 AIRS TAX | 11/15/2021 | 300 | 2,722.50 | |
| 1918679 | 3001001 | 11/15/2021 | 300 | 1,474.50 | |
| 1918707 | 3001111 AIRS DSM' | 11/15/2021 | 300 | 650.00 | |
| 1918685 | 3001002 | 11/15/2021 | 300 | | 5,000,000.00 |
| 1918715 | Back Out Journal Er | 11/15/2021 | 300 | | 2,394,338.92 |
| 1919094 | 3001110 AIRS DSM' | 11/16/2021 | 300 | 2,301,462.04 | |
| 1919093 | 3001109 AIRS TAX | 11/16/2021 | 300 | 650,225.89 | |
| 1919095 | 3001111 AIRS DSM' | 11/16/2021 | 300 | 203,478.00 | |
| 1919097 | 3001013 AIRS DSM | 11/16/2021 | 300 | 41,950.55 | |
| 1919092 | 3001108 AIRS TAX | 11/16/2021 | 300 | 26,629.12 | |
| 1919091 | 3001107 AIRS TAX | 11/16/2021 | 300 | 11,850.30 | |
| 1919104 | 3001102 | 11/16/2021 | 300 | 8,538.40 | |
| 1919103 | 3001101 | 11/16/2021 | 300 | 1,195.70 | |
| 1919096 | 3001112 AIRS DSM' | 11/16/2021 | 300 | 1,117.02 | |
| 1919098 | 3001014 AIRS DSM | 11/16/2021 | 300 | 18.90 | |

Run Date: 12/30/2021
 Run Time: 2:44:16PM

Demand Account Activity

Start Date: 7/1/2021 End Date: 12/31/2021

Page: 195
 User: 0

| Jnl. Entry | Ref # | Trx. Date | Ledger | Debit Amount | Credit Amount |
|------------|-------------------|------------|--------|--------------|---------------|
| 1919105 | 3001103 | 11/16/2021 | 300 | | 3,000,000.00 |
| 1919474 | 3001110 AIRS DSM' | 11/17/2021 | 300 | 4,194,282.04 | |
| 1919473 | 3001109 AIRS TAX | 11/17/2021 | 300 | 2,205,668.23 | |
| 1919471 | 3001107 AIRS TAX | 11/17/2021 | 300 | 19,427.10 | |
| 1919477 | 3001013 AIRS DSM | 11/17/2021 | 300 | 4,701.53 | |
| 1919476 | 3001112 AIRS DSM' | 11/17/2021 | 300 | 4,617.80 | |
| 1919472 | 3001108 AIRS TAX | 11/17/2021 | 300 | 3,730.80 | |
| 1919475 | 3001111 AIRS DSM' | 11/17/2021 | 300 | 1,670.00 | |
| 1919483 | 3001101 | 11/17/2021 | 300 | 1,143.25 | |
| 1919484 | 3001102 | 11/17/2021 | 300 | | 7,000,000.00 |
| 1919495 | 3001103 | 11/17/2021 | 300 | | 23,536.46 |
| 1920842 | 3001109 AIRS TAX | 11/18/2021 | 300 | 3,403,331.62 | |
| 1920843 | 3001110 AIRS DSM' | 11/18/2021 | 300 | 2,791,553.43 | |
| 1920844 | 3001111 AIRS DSM' | 11/18/2021 | 300 | 50,839.15 | |
| 1920845 | 3001112 AIRS DSM' | 11/18/2021 | 300 | 23,850.95 | |
| 1920846 | 3001113 AIRS DSM' | 11/18/2021 | 300 | 20,546.40 | |
| 1920841 | 3001108 AIRS TAX | 11/18/2021 | 300 | 11,147.42 | |
| 1920840 | 3001107 AIRS TAX | 11/18/2021 | 300 | 6,547.20 | |
| 1920852 | 3001101 | 11/18/2021 | 300 | 4,910.41 | |
| 1920847 | 3001114 AIRS DSM' | 11/18/2021 | 300 | 638.00 | |
| 1920853 | 3001102 | 11/18/2021 | 300 | | 6,000,000.00 |
| 1920854 | 3001103 | 11/18/2021 | 300 | | 3,700.50 |
| 1921609 | 3001109 AIRS TAX | 11/19/2021 | 300 | 5,392,942.51 | |
| 1921611 | 3001111 AIRS DSM' | 11/19/2021 | 300 | 2,180,011.98 | |
| 1921613 | 3001113 AIRS DSM' | 11/19/2021 | 300 | 11,907.40 | |
| 1921614 | 3001114 AIRS DSM' | 11/19/2021 | 300 | 10,799.00 | |
| 1921607 | 3001107 AIRS TAX | 11/19/2021 | 300 | 10,253.10 | |
| 1921610 | 3001110 AIRS TAX | 11/19/2021 | 300 | 5,283.99 | |
| 1921608 | 3001108 AIRS TAX | 11/19/2021 | 300 | 4,748.97 | |
| 1921612 | 3001112 AIRS DSM' | 11/19/2021 | 300 | 1,795.00 | |
| 1921619 | 3001101 | 11/19/2021 | 300 | 1,734.20 | |
| 1921620 | 3001102 | 11/19/2021 | 300 | | 7,000,000.00 |
| 1922046 | 223001106SRO AIR | 11/22/2021 | 300 | 1,746,970.81 | |
| 1922045 | 223001105CHECK2 | 11/22/2021 | 300 | 1,174,402.60 | |
| 1922048 | 223001108CASH All | 11/22/2021 | 300 | 269,261.24 | |
| 1922049 | 223001109CHECK 2 | 11/22/2021 | 300 | 39,793.39 | |
| 1922043 | 223001103SROAIR' | 11/22/2021 | 300 | 10,886.70 | |
| 1922041 | 223001101 | 11/22/2021 | 300 | 8,177.23 | |
| 1922044 | 223001104CASH OF | 11/22/2021 | 300 | 5,092.92 | |
| 1922047 | 223001107OTHER / | 11/22/2021 | 300 | 1,635.00 | |
| 1922042 | 223001102 | 11/22/2021 | 300 | 125.00 | |
| 1922024 | 223001110 | 11/22/2021 | 300 | | 10,111.76 |
| 1922026 | 222701107 | 11/22/2021 | 300 | | 4,000,000.00 |
| 1922636 | 223001105CHECK2 | 11/23/2021 | 300 | 3,572,460.51 | |
| 1922637 | 223001106SRO AIR | 11/23/2021 | 300 | 2,010,104.40 | |
| 1922635 | 223001104CASH OF | 11/23/2021 | 300 | 60,781.95 | |
| 1922639 | 223001108CASH OF | 11/23/2021 | 300 | 20,713.84 | |
| 1922638 | 223001107OTHER / | 11/23/2021 | 300 | 11,404.38 | |
| 1922634 | 223001103SRO AIR | 11/23/2021 | 300 | 9,586.50 | |
| 1922640 | 223001109CHECK2 | 11/23/2021 | 300 | 8,036.01 | |
| 1922627 | 223001101 | 11/23/2021 | 300 | 2,737.19 | |
| 1922516 | 222701107 | 11/23/2021 | 300 | | 5,000,000.00 |
| 1922633 | 223001102 | 11/23/2021 | 300 | | 4,734.00 |
| 1922966 | 223001106SRO AIR | 11/24/2021 | 300 | 2,719,249.47 | |
| 1922967 | 223001107OTHER / | 11/24/2021 | 300 | 2,719,249.47 | |
| 1922965 | 223001105CHECK2 | 11/24/2021 | 300 | 1,928,349.31 | |

Run Date: 12/30/2021
 Run Time: 2:44:16PM

Demand Account Activity

Start Date: 7/1/2021 End Date: 12/31/2021

Page: 196
 User: 0

| Jnl. Entry | Ref # | Trx. Date | Ledger | Debit Amount | Credit Amount |
|------------|----------------------|------------|--------|--------------|---------------|
| 1922964 | 223001104CASH OF | 11/24/2021 | 300 | 142,886.35 | |
| 1922969 | 223001109CHECK2 | 11/24/2021 | 300 | 49,131.76 | |
| 1923128 | 223001107OTHER / | 11/24/2021 | 300 | 21,764.72 | |
| 1922968 | 223001108CASH OF | 11/24/2021 | 300 | 14,457.00 | |
| 1922963 | 223001103SROAIRS | 11/24/2021 | 300 | 4,540.80 | |
| 1922962 | 223001101 | 11/24/2021 | 300 | 2,276.80 | |
| 1922980 | 222701109 | 11/24/2021 | 300 | | 5,000,000.00 |
| 1922984 | 223001102 | 11/24/2021 | 300 | | 986.17 |
| 1923125 | Back Out Journal Er | 11/24/2021 | 300 | | 2,719,249.47 |
| 1923397 | 3001109 AIRS TAX | 11/29/2021 | 300 | 5,554,885.77 | |
| 1923398 | 3001110 AIRS DSM' | 11/29/2021 | 300 | 4,184,021.78 | |
| 1923399 | 3001111 AIRS DSM' | 11/29/2021 | 300 | 1,087,400.37 | |
| 1923400 | 3001112 AIRS DSM' | 11/29/2021 | 300 | 11,944.70 | |
| 1923395 | 3001107 AIRS TAX | 11/29/2021 | 300 | 10,048.50 | |
| 1923396 | 3001108 AIRS TAX | 11/29/2021 | 300 | 9,336.14 | |
| 1923394 | 3001101 | 11/29/2021 | 300 | 2,163.95 | |
| 1923401 | 3001113 AIRS DSM' | 11/29/2021 | 300 | 1,971.35 | |
| 1923418 | 3001102 | 11/29/2021 | 300 | | 11,000,000.00 |
| 1923420 | 3001103 | 11/29/2021 | 300 | | 19,775.66 |
| 1923594 | 3001109 AIRS TAX | 11/30/2021 | 300 | 8,586,820.60 | |
| 1923597 | 30011111 AIRS DSM | 11/30/2021 | 300 | 2,503,723.84 | |
| 1923593 | 3001108 AIRS TAX | 11/30/2021 | 300 | 129,872.47 | |
| 1923834 | Back Out Journal Er | 11/30/2021 | 300 | 129,872.47 | |
| 1923835 | Correct Journal Entr | 11/30/2021 | 300 | 129,872.47 | |
| 1923600 | 3001114 AIRS DSM' | 11/30/2021 | 300 | 24,950.00 | |
| 1923599 | 3001113 AIRS DSM' | 11/30/2021 | 300 | 5,542.86 | |
| 1923589 | 3001107 AIRS TAX | 11/30/2021 | 300 | 3,791.70 | |
| 1923569 | 3001101 | 11/30/2021 | 300 | 1,462.25 | |
| 1923598 | 3001112 AIRS DSM' | 11/30/2021 | 300 | 1,380.00 | |
| 1923570 | 3001102 | 11/30/2021 | 300 | 381.07 | |
| 1923595 | 3001110 AIRS TAX | 11/30/2021 | 300 | 368.00 | |
| 1923588 | 3001103 | 11/30/2021 | 300 | | 4,654.10 |
| 1923593 | 3001108 AIRS TAX | 11/30/2021 | 300 | | 129,872.47 |
| 1923608 | 3001105 | 11/30/2021 | 300 | | 11,000,000.00 |
| 1923834 | Back Out Journal Er | 11/30/2021 | 300 | | 129,872.47 |
| 1924297 | 3001201 | 12/1/2021 | 300 | 1,878.75 | |
| 1924296 | 3001202 | 12/1/2021 | 300 | | 7,515.00 |
| 1924300 | 3001203 | 12/1/2021 | 300 | | 2,748,868.75 |
| 1925463 | 3001208 AIRS DSM | 12/2/2021 | 300 | 7,268,398.97 | |
| 1925592 | Back Out Journal Er | 12/2/2021 | 300 | 5,000,000.00 | |
| 1925464 | 3001209 AIRS DSM | 12/2/2021 | 300 | 2,664,256.47 | |
| 1925462 | 3001207 AIRS TAX | 12/2/2021 | 300 | 21,070.50 | |
| 1925465 | 3001210 AIRS DSM | 12/2/2021 | 300 | 13,952.18 | |
| 1925560 | 2214341 | 12/2/2021 | 300 | 3,615.08 | |
| 1925461 | 3001201 | 12/2/2021 | 300 | 2,158.50 | |
| 1925471 | 3001202 | 12/2/2021 | 300 | | 8,000,000.00 |
| 1925483 | 3001203 | 12/2/2021 | 300 | | 5,000,000.00 |
| 1925593 | Correct Journal Entr | 12/2/2021 | 300 | | 5,000.00 |
| 1925956 | 3001211 AIRS DSM' | 12/3/2021 | 300 | 2,853,198.51 | |
| 1925957 | 3001212 AIRS DSM | 12/3/2021 | 300 | 16,754.00 | |
| 1925955 | 3001207 AIRS TAX | 12/3/2021 | 300 | 10,589.70 | |
| 1925962 | 3001201 | 12/3/2021 | 300 | 3,857.89 | |
| 1925963 | 3001202 | 12/3/2021 | 300 | | 2,000,000.00 |
| 1925964 | 3001203 | 12/3/2021 | 300 | | 21,479.06 |
| 1926473 | 223001205SRO AIR | 12/6/2021 | 300 | 1,863,275.15 | |
| 1926472 | 223001204SRO AIF | 12/6/2021 | 300 | 13,348.50 | |

Run Date: 12/30/2021
 Run Time: 2:44:16PM

Demand Account Activity

Start Date: 7/1/2021 End Date: 12/31/2021

Page: 197
 User: 0

| Jnl. Entry | Ref # | Trx. Date | Ledger | Debit Amount | Credit Amount |
|------------|------------------|------------|--------|--------------|---------------|
| 1926469 | 2230011201 | 12/6/2021 | 300 | 5,526.02 | |
| 1926474 | 223001206OTHER / | 12/6/2021 | 300 | 1,080.00 | |
| 1926463 | 222701208 | 12/6/2021 | 300 | | 2,000,000.00 |
| 1926470 | 123001202 | 12/6/2021 | 300 | | 5,578.53 |
| 1926728 | 223001205SRO AIR | 12/7/2021 | 300 | 1,953,344.96 | |
| 1926727 | 223001204CHECK2 | 12/7/2021 | 300 | 264,674.76 | |
| 1926730 | 223001207CHECK2 | 12/7/2021 | 300 | 50,058.99 | |
| 1926726 | 223001203SRO AIR | 12/7/2021 | 300 | 30,109.20 | |
| 1926729 | 223001206OTHER / | 12/7/2021 | 300 | 3,510.00 | |
| 1926710 | 223001201 | 12/7/2021 | 300 | 1,491.58 | |
| 1926731 | 223001208FOREIGI | 12/7/2021 | 300 | 396.93 | |
| 1926713 | 222701205 | 12/7/2021 | 300 | | 3,000,000.00 |
| 1926720 | 223001230 | 12/7/2021 | 300 | | 7,233.40 |
| 1927127 | 223001206SRO AIR | 12/8/2021 | 300 | 2,688,866.69 | |
| 1927126 | 223001205CHECK2 | 12/8/2021 | 300 | 2,667,436.14 | |
| 1927130 | 223001208CHECK2 | 12/8/2021 | 300 | 80,918.68 | |
| 1927124 | 223001204CASH OI | 12/8/2021 | 300 | 36,383.95 | |
| 1927129 | 223001209CASH OI | 12/8/2021 | 300 | 8,158.04 | |
| 1926864 | 223001203 | 12/8/2021 | 300 | 7,623.00 | |
| 1927128 | 223001207OTHER / | 12/8/2021 | 300 | 3,140.00 | |
| 1927233 | 223001201 | 12/8/2021 | 300 | 1,128.00 | |
| 1927234 | 223001215 | 12/8/2021 | 300 | 200.00 | |
| 1927235 | 223001216 | 12/8/2021 | 300 | 50.00 | |
| 1927230 | 122701209 | 12/8/2021 | 300 | | 5,000,000.00 |
| 1927527 | 223001205CHECK2 | 12/9/2021 | 300 | 6,438,786.92 | |
| 1927529 | 223001207SRO AIR | 12/9/2021 | 300 | 3,492,819.03 | |
| 1927531 | 223001209CASH OI | 12/9/2021 | 300 | 32,227.76 | |
| 1927532 | 223001208CHECK2 | 12/9/2021 | 300 | 20,479.82 | |
| 1927525 | 223001203SRO AIR | 12/9/2021 | 300 | 7,751.70 | |
| 1927528 | 223001206FOREIGI | 12/9/2021 | 300 | 5,752.89 | |
| 1927533 | 223001210 | 12/9/2021 | 300 | 4,345.00 | |
| 1927526 | 223001204CASH OI | 12/9/2021 | 300 | 4,011.52 | |
| 1927530 | 223001207OTHER / | 12/9/2021 | 300 | 2,050.00 | |
| 1927523 | 223001201 | 12/9/2021 | 300 | 848.25 | |
| 1927513 | 222701206 | 12/9/2021 | 300 | | 10,000,000.00 |
| 1928083 | 223001206SRO AIR | 12/10/2021 | 300 | 2,323,120.76 | |
| 1928082 | 223001205CHECK2 | 12/10/2021 | 300 | 1,888,740.32 | |
| 1928085 | 223001208CASH OI | 12/10/2021 | 300 | 16,674.86 | |
| 1928080 | 223001203SRO AIR | 12/10/2021 | 300 | 13,200.00 | |
| 1927942 | 223001221 | 12/10/2021 | 300 | 8,295.40 | |
| 1928081 | 223001204CASH OI | 12/10/2021 | 300 | 6,212.13 | |
| 1928084 | 223001207OTHER / | 12/10/2021 | 300 | 1,060.00 | |
| 1928086 | 223001209CHECK2 | 12/10/2021 | 300 | 663.07 | |
| 1927939 | 223001220 | 12/10/2021 | 300 | 85.00 | |
| 1927943 | 222701205 | 12/10/2021 | 300 | | 4,150.40 |
| 1927944 | 222701206 | 12/10/2021 | 300 | | 4,000,000.00 |
| 1928357 | 3001211 AIRS DSM | 12/13/2021 | 300 | 2,485,885.47 | |
| 1928356 | 3001209 AIRS TAX | 12/13/2021 | 300 | 1,869,427.30 | |
| 1928355 | 3001208 AIRS TAX | 12/13/2021 | 300 | 10,668.52 | |
| 1928354 | 3001207 AIRSTAX | 12/13/2021 | 300 | 7,276.50 | |
| 1928360 | 3001214 AIRS DSM | 12/13/2021 | 300 | 4,905.45 | |
| 1928358 | 3001212 AIRS DSM | 12/13/2021 | 300 | 3,607.00 | |
| 1928359 | 3001213 AIRS DSM | 12/13/2021 | 300 | 2,778.05 | |
| 1928368 | 3001201 | 12/13/2021 | 300 | 2,170.28 | |
| 1928370 | 3001202 | 12/13/2021 | 300 | 104.56 | |
| 1928371 | 3001203 | 12/13/2021 | 300 | | 1,862.55 |

Run Date: 12/30/2021
 Run Time: 2:44:16PM

Demand Account Activity

Start Date: 7/1/2021 End Date: 12/31/2021

Page: 198
 User: 0

| Jnl. Entry | Ref # | Trx. Date | Ledger | Debit Amount | Credit Amount |
|------------|---------------------|------------|--------|--------------|---------------|
| 1928372 | 3001204 | 12/13/2021 | 300 | | 5,000,000.00 |
| 1928799 | 3001211 AIRS DSM | 12/14/2021 | 300 | 2,614,940.85 | |
| 1928798 | 3001209 AIRS TAX | 12/14/2021 | 300 | 2,462,022.90 | |
| 1928806 | 2701208 AIRS TAX | 12/14/2021 | 300 | 81,469.92 | |
| 1928803 | 3001214 AIRS DSM | 12/14/2021 | 300 | 19,124.52 | |
| 1928797 | 3001208 AIRS TAX | 12/14/2021 | 300 | 15,804.09 | |
| 1928801 | 3001213 AIRS DSM | 12/14/2021 | 300 | 14,334.89 | |
| 1928802 | 3001213 AIRS DSM | 12/14/2021 | 300 | 14,334.89 | |
| 1928796 | 3001207 AIRS TAX | 12/14/2021 | 300 | 9,381.90 | |
| 1928800 | 3001212 AIRS DSM | 12/14/2021 | 300 | 3,345.00 | |
| 1928813 | 3001201 | 12/14/2021 | 300 | 1,225.58 | |
| 1928804 | 3001215 AIRS DSM | 12/14/2021 | 300 | 297.79 | |
| 1928810 | Back Out Journal Er | 12/14/2021 | 300 | | 14,334.89 |
| 1928811 | Back Out Journal Er | 12/14/2021 | 300 | | 81,469.92 |
| 1928815 | 3001202 | 12/14/2021 | 300 | | 5,000,000.00 |
| 1928816 | 3001203 | 12/14/2021 | 300 | | 6,972.17 |
| 1929393 | 3001209 AIRS TAX | 12/15/2021 | 300 | 2,575,897.41 | |
| 1929394 | 3001211 AIRS DSM | 12/15/2021 | 300 | 2,538,763.44 | |
| 1929396 | 3001213 AIRS DSM | 12/15/2021 | 300 | 8,802.88 | |
| 1929391 | 3001207 AIRS TAX | 12/15/2021 | 300 | 4,643.10 | |
| 1929392 | 3001208 AIRS TAX | 12/15/2021 | 300 | 4,605.95 | |
| 1929395 | 3001212 AIRS DSM | 12/15/2021 | 300 | 4,361.00 | |
| 1929402 | 3001201 | 12/15/2021 | 300 | 3,769.05 | |
| 1929397 | 3001214 AIRS DSM | 12/15/2021 | 300 | 1,222.18 | |
| 1929404 | 3001202 | 12/15/2021 | 300 | | 5,000,000.00 |
| 1929416 | 3001203 | 12/15/2021 | 300 | | 6,801.23 |
| 1930573 | 3001209 AIRS TAX | 12/16/2021 | 300 | 3,621,551.00 | |
| 1930574 | 3001211 AIRS DSM | 12/16/2021 | 300 | 2,930,737.49 | |
| 1930575 | 3001212 AIRS DSM | 12/16/2021 | 300 | 38,360.14 | |
| 1930576 | 3001213 AIRS DSM | 12/16/2021 | 300 | 21,240.01 | |
| 1930571 | 3001207 AIRS TAX | 12/16/2021 | 300 | 10,319.10 | |
| 1930572 | 3001208 AIRS TAX | 12/16/2021 | 300 | 2,611.60 | |
| 1930577 | 3001214 AIRS DSM | 12/16/2021 | 300 | 1,391.42 | |
| 1930582 | 3001201 | 12/16/2021 | 300 | 599.00 | |
| 1930583 | 3001202 | 12/16/2021 | 300 | | 7,000,000.00 |
| 1930596 | 3001204 | 12/16/2021 | 300 | | 33,383.62 |
| 1931410 | 3001209 AIRS TAX | 12/17/2021 | 300 | 4,198,432.23 | |
| 1931411 | 3001210 AIRS DSM | 12/17/2021 | 300 | 2,046,885.61 | |
| 1931414 | 3001213 AIRS DSM | 12/17/2021 | 300 | 83,373.26 | |
| 1931408 | 3001207 AIRS TAX | 12/17/2021 | 300 | 21,902.10 | |
| 1931413 | 3001212 AIRS DSM | 12/17/2021 | 300 | 3,823.60 | |
| 1931409 | 3001208 AIRS TAX | 12/17/2021 | 300 | 2,047.87 | |
| 1931412 | 3001211 AIRS DSM | 12/17/2021 | 300 | 870.00 | |
| 1931420 | 3001201 | 12/17/2021 | 300 | 853.25 | |
| 1931415 | 3001214 AIRS DSM | 12/17/2021 | 300 | 807.50 | |
| 1931421 | 3001202 | 12/17/2021 | 300 | | 6,000,000.00 |
| 1931430 | 3001203 | 12/17/2021 | 300 | | 27,389.61 |
| 1931828 | 3001209 AIRS TAX | 12/20/2021 | 300 | 2,595,045.74 | |
| 1931829 | 3001210 AIRS DSM | 12/20/2021 | 300 | 2,218,966.27 | |
| 1931830 | 3001211 AIRS DSM | 12/20/2021 | 300 | 207,162.00 | |
| 1931823 | 3001201 | 12/20/2021 | 300 | 8,831.15 | |
| 1931824 | 3001207 AIRS TAX | 12/20/2021 | 300 | 8,550.30 | |
| 1931831 | 3001212 AIRS DSM | 12/20/2021 | 300 | 6,075.19 | |
| 1931826 | 3001208 AIRS TAX | 12/20/2021 | 300 | 4,001.00 | |
| 1931832 | 3001213 AIRS DSM | 12/20/2021 | 300 | 1,799.83 | |
| 1931841 | 3001202 | 12/20/2021 | 300 | | 5,000,000.00 |

Run Date: 12/30/2021
 Run Time: 2:44:16PM

Demand Account Activity

Start Date: 7/1/2021 End Date: 12/31/2021

Page: 199
 User: 0

| Jnl. Entry | Ref # | Trx. Date | Ledger | Debit Amount | Credit Amount |
|------------|----------------------|------------|--------|---------------|---------------|
| 1931851 | 3001203 | 12/20/2021 | 300 | | 4,950.00 |
| 1932362 | 3001208 AIRS TAX | 12/21/2021 | 300 | 4,329,966.68 | |
| 1932363 | 3001209 AIRS DSM | 12/21/2021 | 300 | 2,501,948.36 | |
| 1932366 | 3001214 AIRS DSM | 12/21/2021 | 300 | 31,998.88 | |
| 1932364 | 3001210 AIRS DSM | 12/21/2021 | 300 | 19,177.22 | |
| 1932361 | 3001207 AIRS TAX | 12/21/2021 | 300 | 4,910.40 | |
| 1932360 | 3001201 | 12/21/2021 | 300 | 1,587.85 | |
| 1932365 | 3001213 AIRS DSM | 12/21/2021 | 300 | 293.50 | |
| 1932376 | 3001202 | 12/21/2021 | 300 | | 7,000,000.00 |
| 1932381 | 3001203 | 12/21/2021 | 300 | | 9,490.75 |
| 1932792 | 3001211 AIRS DSM | 12/22/2021 | 300 | 2,809,769.47 | |
| 1932790 | 3001209 AIRS TAX | 12/22/2021 | 300 | 2,565,118.20 | |
| 1932789 | 3001208 AIRS TAX | 12/22/2021 | 300 | 153,285.57 | |
| 1932788 | 3001207 AIRS TAX | 12/22/2021 | 300 | 15,972.00 | |
| 1932794 | 3001213 AIRS DSM | 12/22/2021 | 300 | 13,282.60 | |
| 1932793 | 3001212 AIRS DSM | 12/22/2021 | 300 | 3,785.00 | |
| 1932795 | 3001214 AIRS DSM | 12/22/2021 | 300 | 1,512.55 | |
| 1932787 | 3001201 | 12/22/2021 | 300 | 1,153.93 | |
| 1932791 | 3001210 AIRS TAX | 12/22/2021 | 300 | 505.00 | |
| 1932804 | 3001201 | 12/22/2021 | 300 | | 5,000,000.00 |
| 1932807 | 3001203 | 12/22/2021 | 300 | | 462.00 |
| 1933290 | 222701201EFT AIRS | 12/27/2021 | 300 | 40,866,676.11 | |
| 1933284 | 223001212CHECK2 | 12/27/2021 | 300 | 9,283,433.25 | |
| 1933285 | 223001206SRO AIR | 12/27/2021 | 300 | 3,132,328.63 | |
| 1933287 | 223001208CASH OI | 12/27/2021 | 300 | 39,488.50 | |
| 1933286 | 223001207OTHER / | 12/27/2021 | 300 | 22,165.49 | |
| 1933282 | 223001210SRO AIR | 12/27/2021 | 300 | 7,995.90 | |
| 1933275 | 223001201 | 12/27/2021 | 300 | 6,576.46 | |
| 1933420 | 223001240FOREIGI | 12/27/2021 | 300 | 4,001.20 | |
| 1933278 | 223001202 | 12/27/2021 | 300 | 3,485.80 | |
| 1933283 | 223001211CASH OI | 12/27/2021 | 300 | 3,047.94 | |
| 1933289 | 223001213FOREIGI | 12/27/2021 | 300 | 1,493.52 | |
| 1933288 | 223001209CHECK2 | 12/27/2021 | 300 | 637.89 | |
| 1933280 | 223001204 | 12/27/2021 | 300 | 125.00 | |
| 1933279 | 223001203 | 12/27/2021 | 300 | 100.00 | |
| 1933281 | 223001205 | 12/27/2021 | 300 | 50.00 | |
| 1933310 | 222701222 | 12/27/2021 | 300 | | 13,000,000.00 |
| 1933313 | 223001214 | 12/27/2021 | 300 | | 6,065.91 |
| 1933418 | Back Out Journal Er | 12/27/2021 | 300 | | 40,866,676.11 |
| 1933851 | 223001205CHECK2 | 12/28/2021 | 300 | 7,408,348.80 | |
| 1933852 | 223001206SRO AIR | 12/28/2021 | 300 | 3,075,474.99 | |
| 1933850 | 223001204CASH OI | 12/28/2021 | 300 | 65,600.59 | |
| 1933855 | 223001209CHECK2 | 12/28/2021 | 300 | 26,112.80 | |
| 1933861 | Correct Journal Entr | 12/28/2021 | 300 | 6,068.70 | |
| 1933847 | 223001231 | 12/28/2021 | 300 | 2,558.52 | |
| 1933848 | 223001232 | 12/28/2021 | 300 | 1,800.00 | |
| 1933849 | 223001203SRO AIR | 12/28/2021 | 300 | 668.70 | |
| 1933854 | 223001208CASHOF | 12/28/2021 | 300 | 548.22 | |
| 1933853 | 223001207OTHER / | 12/28/2021 | 300 | 460.00 | |
| 1933846 | 223001230 | 12/28/2021 | 300 | 400.00 | |
| 1933736 | 222701209 | 12/28/2021 | 300 | | 11,000,000.00 |
| 1933737 | 223001210 | 12/28/2021 | 300 | | 677.76 |
| 1933860 | Back Out Journal Er | 12/28/2021 | 300 | | 668.70 |
| 1934181 | 223001205CHECK2 | 12/29/2021 | 300 | 5,439,909.41 | |
| 1934182 | 223001206SRO AIR | 12/29/2021 | 300 | 2,741,087.72 | |
| 1934183 | 223001207OTHER / | 12/29/2021 | 300 | 36,575.00 | |

Run Date: 12/30/2021
 Run Time: 2:44:16PM

Demand Account Activity

Start Date: 7/1/2021 End Date: 12/31/2021

Page: 200
 User: 0

| Jnl. Entry | Ref # | Trx. Date | Ledger | Debit Amount | Credit Amount | |
|--------------------|---------------------------------|------------|---------------|---------------|-----------------------|-----------------------|
| 1934179 | 223001203SRO AIR | 12/29/2021 | 300 | 20,024.40 | | |
| 1934184 | 223001208CASH OI | 12/29/2021 | 300 | 13,000.00 | | |
| 1934180 | 223001204CASH OI | 12/29/2021 | 300 | 6,373.49 | | |
| 1934185 | 223001209CHECK2 | 12/29/2021 | 300 | 1,221.25 | | |
| 1934173 | 223001201 | 12/29/2021 | 300 | 1,172.58 | | |
| 1934157 | 222701205 | 12/29/2021 | 300 | | 8,000,000.00 | |
| 1935398 | 223001205CHECK2 | 12/30/2021 | 300 | 10,231,561.01 | | |
| 1935400 | 223001207SRO AIR | 12/30/2021 | 300 | 3,783,675.42 | | |
| 1935401 | 223001208OTHER / | 12/30/2021 | 300 | 982,373.62 | | |
| 1935397 | 223001204CASH OI | 12/30/2021 | 300 | 115,442.92 | | |
| 1935399 | 223001206FOREIGI | 12/30/2021 | 300 | 20,530.00 | | |
| 1935396 | 223001203SRO AIR | 12/30/2021 | 300 | 9,401.70 | | |
| 1935402 | 223001209CASH OI | 12/30/2021 | 300 | 1,795.33 | | |
| 1935391 | 223001201 | 12/30/2021 | 300 | 830.60 | | |
| 1935385 | 222701207 | 12/30/2021 | 300 | | 15,000,000.00 | |
| 1935390 | 223001202 | 12/30/2021 | 300 | | 3,859.47 | |
| Totals for: | 300 - Simmons Pine Bluff | | Count: | 1,247 | 918,511,410.98 | 918,229,246.32 |

Run Date: 12/30/2021
Run Time: 2:44:16PM

Demand Account Activity

Start Date: 7/1/2021 End Date: 12/31/2021

Page: 201
User: 0

| <u>Jnl. Entry</u> | <u>Ref #</u> | <u>Trx. Date</u> | <u>Ledger</u> | <u>Debit Amount</u> | <u>Credit Amount</u> | |
|---|--------------|------------------|---------------|----------------------------------|----------------------|-------------|
| <u>310 - First Security Bank</u> | | | | | | |
| 1870066 | 2200220 | 7/7/2021 | 310 | 4,296.11 | | |
| 1880290 | 2202850 | 8/3/2021 | 310 | 4,297.02 | | |
| 1891915 | 2205863 | 9/2/2021 | 310 | 4,297.93 | | |
| 1903760 | 2208866 | 10/5/2021 | 310 | 2,607.04 | | |
| 1914832 | 2211597 | 11/2/2021 | 310 | 2,579.64 | | |
| 1925557 | 2214338 | 12/2/2021 | 310 | 2,496.74 | | |
| Totals for: 310 - First Security Bank | | | | Count: 6 | 20,574.48 | 0.00 |

Run Date: 12/30/2021
 Run Time: 2:44:16PM

Demand Account Activity

Start Date: 7/1/2021 End Date: 12/31/2021

Page: 202
 User: 0

| Jnl. Entry | Ref # | Trx. Date | Ledger | Debit Amount | Credit Amount |
|-------------------------------|----------------------|-----------|--------|----------------|----------------|
| 398 - BAML-Safekeeping | | | | | |
| 1867964 | 222700612 | 7/6/2021 | 398 | 228,572,998.22 | |
| 1868871 | 3980703 | 7/6/2021 | 398 | 13,998,635.00 | |
| 1868870 | 39807002 | 7/6/2021 | 398 | 10,094,837.77 | |
| 1868872 | 3980704 | 7/6/2021 | 398 | 6,496,713.89 | |
| 1867957 | 222700605 | 7/6/2021 | 398 | 61,713.75 | |
| 1869626 | 2200059 | 7/6/2021 | 398 | 43,750.00 | |
| 1869623 | 2200056 | 7/6/2021 | 398 | 27,001.78 | |
| 1869617 | 2200050 | 7/6/2021 | 398 | 3,286.11 | |
| 1869620 | 2200053 | 7/6/2021 | 398 | 3,066.67 | |
| 1869619 | 2200052 | 7/6/2021 | 398 | 2,095.56 | |
| 1869622 | 2200055 | 7/6/2021 | 398 | 1,365.00 | |
| 1867956 | 222700604 | 7/6/2021 | 398 | | 61,713.75 |
| 1867963 | 222700611 | 7/6/2021 | 398 | | 228,600,000.00 |
| 1868863 | 2700703 | 7/6/2021 | 398 | | 6,500,000.00 |
| 1868864 | 2700704 | 7/6/2021 | 398 | | 14,043,750.00 |
| 1868865 | 2700705 | 7/6/2021 | 398 | | 10,100,000.00 |
| 1869966 | 2700704 | 7/7/2021 | 398 | 272,998,087.23 | |
| 1869971 | 3980701 | 7/7/2021 | 398 | 7,495,666.67 | |
| 1869963 | 2700701 | 7/7/2021 | 398 | 6,493,175.00 | |
| 1869975 | 3980705 | 7/7/2021 | 398 | 4,998,812.50 | |
| 1869964 | 2700702 | 7/7/2021 | 398 | 1,667,804.01 | |
| 1870058 | 2200212 | 7/7/2021 | 398 | 4,333.33 | |
| 1870059 | 2200213 | 7/7/2021 | 398 | 1,187.50 | |
| 1869972 | 3980702 | 7/7/2021 | 398 | | 13,993,175.00 |
| 1869973 | 3980703 | 7/7/2021 | 398 | | 1,667,804.01 |
| 1869974 | 3980704 | 7/7/2021 | 398 | | 277,998,087.23 |
| 1870384 | 3980702 | 7/8/2021 | 398 | 274,999,347.23 | |
| 1870401 | 2700706 | 7/8/2021 | 398 | 149,996,700.00 | |
| 1870524 | 2700715 | 7/8/2021 | 398 | 25,000,000.00 | |
| 1870500 | 2200360 | 7/8/2021 | 398 | 652.77 | |
| 1870379 | 2700703 | 7/8/2021 | 398 | | 145,010,380.55 |
| 1870383 | 3980701 | 7/8/2021 | 398 | | 129,989,619.45 |
| 1870399 | 3980705 | 7/8/2021 | 398 | | 149,996,700.00 |
| 1870523 | 3980705 | 7/8/2021 | 398 | | 25,000,000.00 |
| 1870837 | 4300701 | 7/9/2021 | 398 | 289,335,647.62 | |
| 1870834 | 4300701 | 7/9/2021 | 398 | 25,000,000.00 | |
| 1870897 | 2200472 | 7/9/2021 | 398 | 14,352.38 | |
| 1870835 | 3980701 | 7/9/2021 | 398 | | 314,350,000.00 |
| 1871333 | 2700706 | 7/12/2021 | 398 | 239,986,313.89 | |
| 1871332 | 4300701 | 7/12/2021 | 398 | 39,994,711.11 | |
| 1871411 | 2200649 | 7/12/2021 | 398 | 5,288.89 | |
| 1871331 | 3980701 | 7/12/2021 | 398 | | 279,986,313.89 |
| 1871824 | 4300701 | 7/13/2021 | 398 | 233,592,797.23 | |
| 1871822 | 2700706 | 7/13/2021 | 398 | 26,688,972.50 | |
| 1871460 | 2700705 | 7/13/2021 | 398 | 1,188,891.87 | |
| 1871829 | Correct Journal Entr | 7/13/2021 | 398 | 1,188,891.67 | |
| 1871884 | 2200770 | 7/13/2021 | 398 | 7,202.77 | |
| 1871821 | 3980701 | 7/13/2021 | 398 | | 1,188,891.67 |
| 1871823 | 3980701 | 7/13/2021 | 398 | | 260,288,972.50 |
| 1871828 | Back Out Journal Er | 7/13/2021 | 398 | | 1,188,891.87 |
| 1872274 | 4300701 | 7/14/2021 | 398 | 269,997,325.00 | |
| 1872273 | 2700715 | 7/14/2021 | 398 | 67,242,959.14 | |
| 1872271 | 2700706 | 7/14/2021 | 398 | 1,074,892.50 | |
| 1872341 | 2200892 | 7/14/2021 | 398 | 2,675.00 | |
| 1872270 | 3980701 | 7/14/2021 | 398 | | 67,247,225.80 |

Run Date: 12/30/2021
 Run Time: 2:44:16PM

Demand Account Activity

Start Date: 7/1/2021 End Date: 12/31/2021

Page: 203
 User: 0

| Jnl. Entry | Ref # | Trx. Date | Ledger | Debit Amount | Credit Amount |
|------------|----------------------|-----------|--------|----------------|----------------|
| 1872272 | 3980702 | 7/14/2021 | 398 | | 1,074,892.50 |
| 1872275 | 3980703 | 7/14/2021 | 398 | | 269,995,733.34 |
| 1873858 | Back Out Journal Er | 7/15/2021 | 398 | 334,983,312.52 | |
| 1873740 | 4300701 | 7/15/2021 | 398 | 235,299,383.62 | |
| 1873745 | 2700706 | 7/15/2021 | 398 | 89,858,422.84 | |
| 1873747 | Back Out Journal Er | 7/15/2021 | 398 | 9,824,889.68 | |
| 1873748 | Correct Journal Entr | 7/15/2021 | 398 | 9,824,889.68 | |
| 1873742 | 2700705 | 7/15/2021 | 398 | 1,630,858.65 | |
| 1873741 | 3950701 | 7/15/2021 | 398 | 96,047.87 | |
| 1873813 | 2200997 | 7/15/2021 | 398 | 616.38 | |
| 1873737 | 3980701 | 7/15/2021 | 398 | | 334,983,312.52 |
| 1873738 | 3980702 | 7/15/2021 | 398 | | 1,630,858.65 |
| 1873739 | 3980703 | 7/15/2021 | 398 | | 334,983,312.52 |
| 1873743 | 3980704 | 7/15/2021 | 398 | | 96,047.87 |
| 1873744 | 3980705 | 7/15/2021 | 398 | | 9,824,889.68 |
| 1874222 | 4300701 | 7/16/2021 | 398 | 329,990,883.35 | |
| 1874213 | 2700706 | 7/16/2021 | 398 | 2,606,807.37 | |
| 1874334 | Back Out Journal Er | 7/16/2021 | 398 | 465,825.65 | |
| 1874335 | Correct Journal Entr | 7/16/2021 | 398 | 465,825.65 | |
| 1874304 | 2201156 | 7/16/2021 | 398 | 9,116.65 | |
| 1874216 | 3980701 | 7/16/2021 | 398 | | 2,606,807.37 |
| 1874217 | 3980701 | 7/16/2021 | 398 | | 465,825.65 |
| 1874220 | 3980703 | 7/16/2021 | 398 | | 45,481,147.86 |
| 1874221 | 3980704 | 7/16/2021 | 398 | | 284,984,677.79 |
| 1874642 | 222700712 | 7/19/2021 | 398 | 274,996,625.01 | |
| 1874646 | 222700716 | 7/19/2021 | 398 | 91,975,406.66 | |
| 1874644 | 222700714 | 7/19/2021 | 398 | 3,996,689.12 | |
| 1874698 | 2201261 | 7/19/2021 | 398 | 3,374.99 | |
| 1874643 | 222700713 | 7/19/2021 | 398 | | 71,983,784.43 |
| 1874645 | 222700715 | 7/19/2021 | 398 | | 3,996,689.12 |
| 1874651 | 222700720 | 7/19/2021 | 398 | | 294,991,622.23 |
| 1875141 | 222700712 | 7/20/2021 | 398 | 229,735,874.85 | |
| 1875146 | 222700716 | 7/20/2021 | 398 | 24,050,272.56 | |
| 1875142 | 222700713 | 7/20/2021 | 398 | 7,585,426.84 | |
| 1875147 | 222700717 | 7/20/2021 | 398 | 204,891.90 | |
| 1875224 | 2201426 | 7/20/2021 | 398 | 4,125.15 | |
| 1875143 | 222700714 | 7/20/2021 | 398 | | 7,585,426.84 |
| 1875145 | 222700715 | 7/20/2021 | 398 | | 253,995,164.46 |
| 1875575 | 222700715 | 7/21/2021 | 398 | 219,999,694.46 | |
| 1875576 | 222700716 | 7/21/2021 | 398 | 131,993,398.60 | |
| 1875556 | 222700709 | 7/21/2021 | 398 | 111,584,070.52 | |
| 1875659 | 2201581 | 7/21/2021 | 398 | 8,929.48 | |
| 1875660 | 2201582 | 7/21/2021 | 398 | 305.54 | |
| 1875555 | 222700708 | 7/21/2021 | 398 | | 102,193,689.33 |
| 1875557 | 222700710 | 7/21/2021 | 398 | | 9,399,310.67 |
| 1875577 | 222700717 | 7/21/2021 | 398 | | 351,993,398.60 |
| 1876011 | 222700719 | 7/22/2021 | 398 | 301,999,509.71 | |
| 1876000 | 222700711 | 7/22/2021 | 398 | 142,997,212.52 | |
| 1876010 | 222700718 | 7/22/2021 | 398 | 30,988,375.00 | |
| 1876068 | 2201714 | 7/22/2021 | 398 | 11,625.00 | |
| 1876067 | 2201713 | 7/22/2021 | 398 | 490.29 | |
| 1876001 | 222700709 | 7/22/2021 | 398 | | 31,000,000.00 |
| 1876012 | 222700720 | 7/22/2021 | 398 | | 444,997,212.52 |
| 1876443 | 222700723 | 7/23/2021 | 398 | 452,993,992.52 | |
| 1876424 | 222700709 | 7/23/2021 | 398 | 71,902,018.76 | |
| 1876423 | 222700708 | 7/23/2021 | 398 | 29,985,650.00 | |

Run Date: 12/30/2021
 Run Time: 2:44:16PM

Demand Account Activity

Page: 204
 User: 0

Start Date: 7/1/2021 End Date: 12/31/2021

| Jnl. Entry | Ref # | Trx. Date | Ledger | Debit Amount | Credit Amount |
|------------|-----------|-----------|--------|----------------|----------------|
| 1876512 | 2201857 | 7/23/2021 | 398 | 6,007.48 | |
| 1876422 | 222700707 | 7/23/2021 | 398 | | 131,012,374.46 |
| 1876440 | 222700720 | 7/23/2021 | 398 | | 29,985,650.00 |
| 1876441 | 222700721 | 7/23/2021 | 398 | | 71,902,018.76 |
| 1876444 | 222700724 | 7/23/2021 | 398 | | 321,987,625.54 |
| 1876870 | 4300701 | 7/26/2021 | 398 | 259,998,583.32 | |
| 1876869 | 3900701 | 7/26/2021 | 398 | 35,546,926.85 | |
| 1876872 | 5650701 | 7/26/2021 | 398 | 1,186,506.88 | |
| 1876866 | 3950701 | 7/26/2021 | 398 | 112,587.86 | |
| 1876899 | 2201981 | 7/26/2021 | 398 | 60,833.33 | |
| 1876898 | 2201980 | 7/26/2021 | 398 | 49,166.67 | |
| 1876900 | 2201982 | 7/26/2021 | 398 | 1,416.68 | |
| 1876867 | 3980701 | 7/26/2021 | 398 | | 112,587.86 |
| 1876868 | 3980702 | 7/26/2021 | 398 | | 96,343,823.59 |
| 1876871 | 3980703 | 7/26/2021 | 398 | | 200,499,610.14 |
| 1876965 | 4300701 | 7/27/2021 | 398 | 232,495,272.36 | |
| 1876969 | 2700706 | 7/27/2021 | 398 | 132,200,325.01 | |
| 1876964 | 2700705 | 7/27/2021 | 398 | 10,963,373.48 | |
| 1876966 | 4080701 | 7/27/2021 | 398 | 275,000.00 | |
| 1877282 | 2202098 | 7/27/2021 | 398 | 4,727.64 | |
| 1876963 | 3980701 | 7/27/2021 | 398 | | 10,963,373.48 |
| 1876968 | 3980702 | 7/27/2021 | 398 | | 364,975,325.01 |
| 1877694 | 4300701 | 7/28/2021 | 398 | 249,999,500.01 | |
| 1877695 | 2700706 | 7/28/2021 | 398 | 84,987,512.51 | |
| 1877698 | 2700712 | 7/28/2021 | 398 | 3,982,513.19 | |
| 1877738 | 2202256 | 7/28/2021 | 398 | 499.99 | |
| 1877696 | 3980701 | 7/28/2021 | 398 | | 334,987,512.51 |
| 1877697 | 3980702 | 7/28/2021 | 398 | | 3,982,513.19 |
| 1878802 | 4300701 | 7/29/2021 | 398 | 449,968,948.64 | |
| 1878839 | 2202393 | 7/29/2021 | 398 | 143,750.00 | |
| 1878840 | 2202394 | 7/29/2021 | 398 | 31,051.36 | |
| 1878800 | 3980701 | 7/29/2021 | 398 | | 90,150,924.99 |
| 1878801 | 3980702 | 7/29/2021 | 398 | | 359,992,825.01 |
| 1879332 | 4300701 | 7/30/2021 | 398 | 419,984,061.12 | |
| 1879432 | 2202585 | 7/30/2021 | 398 | 21,175.00 | |
| 1879431 | 2202584 | 7/30/2021 | 398 | 15,938.88 | |
| 1879433 | 2202586 | 7/30/2021 | 398 | 4,033.33 | |
| 1879331 | 3980701 | 7/30/2021 | 398 | | 4,033.33 |
| 1879333 | 3980702 | 7/30/2021 | 398 | | 330,028,838.89 |
| 1879334 | 3980703 | 7/30/2021 | 398 | | 89,992,336.11 |
| 1879826 | 2700805 | 8/2/2021 | 398 | 160,073,746.81 | |
| 1879828 | 3980803 | 8/2/2021 | 398 | 69,992,502.78 | |
| 1879829 | 3980804 | 8/2/2021 | 398 | 15,753,571.23 | |
| 1879825 | 3980801 | 8/2/2021 | 398 | 201,584.09 | |
| 1879854 | 2202688 | 8/2/2021 | 398 | 7,497.22 | |
| 1879855 | 2202689 | 8/2/2021 | 398 | 6,428.77 | |
| 1879889 | 2202736 | 8/2/2021 | 398 | 11.50 | |
| 1879822 | 2700806 | 8/2/2021 | 398 | | 15,760,000.00 |
| 1879827 | 3980802 | 8/2/2021 | 398 | | 230,275,330.90 |
| 1879830 | 3980807 | 8/2/2021 | 398 | | 11.50 |
| 1880201 | 3980803 | 8/3/2021 | 398 | 199,999,611.12 | |
| 1880196 | 2700804 | 8/3/2021 | 398 | 15,694,505.00 | |
| 1880253 | 2202805 | 8/3/2021 | 398 | 43,750.00 | |
| 1880254 | 2202806 | 8/3/2021 | 398 | 388.88 | |
| 1880197 | 2700805 | 8/3/2021 | 398 | | 30,043,691.67 |
| 1880199 | 3980801 | 8/3/2021 | 398 | | 15,694,505.00 |

Run Date: 12/30/2021
 Run Time: 2:44:16PM

Demand Account Activity

Start Date: 7/1/2021 End Date: 12/31/2021

Page: 205
 User: 0

| Jnl. Entry | Ref # | Trx. Date | Ledger | Debit Amount | Credit Amount |
|------------|-----------|-----------|--------|----------------|----------------|
| 1880200 | 3980802 | 8/3/2021 | 398 | | 169,999,669.45 |
| 1880652 | 3980802 | 8/4/2021 | 398 | 176,198,980.56 | |
| 1880648 | 2700806 | 8/4/2021 | 398 | 16,899,237.57 | |
| 1880705 | 2202931 | 8/4/2021 | 398 | 1,019.44 | |
| 1880651 | 3980801 | 8/4/2021 | 398 | | 193,099,626.45 |
| 1881072 | 2700803 | 8/5/2021 | 398 | 316,899,111.14 | |
| 1881077 | 3980801 | 8/5/2021 | 398 | 193,099,626.45 | |
| 1881079 | 3980803 | 8/5/2021 | 398 | 44,993,093.75 | |
| 1881165 | 2203082 | 8/5/2021 | 398 | 6,906.25 | |
| 1881164 | 2203081 | 8/5/2021 | 398 | 373.55 | |
| 1881074 | 2700805 | 8/5/2021 | 398 | | 45,000,000.00 |
| 1881078 | 3980802 | 8/5/2021 | 398 | | 509,999,111.14 |
| 1881475 | 3980803 | 8/6/2021 | 398 | 694,964,948.08 | |
| 1881469 | 2700812 | 8/6/2021 | 398 | 44,986,500.00 | |
| 1881468 | 2700806 | 8/6/2021 | 398 | 1,290,868.03 | |
| 1881539 | 2203203 | 8/6/2021 | 398 | 35,051.92 | |
| 1881467 | 2700805 | 8/6/2021 | 398 | | 407,015,990.83 |
| 1881473 | 3980801 | 8/6/2021 | 398 | | 44,986,500.00 |
| 1881474 | 3980802 | 8/6/2021 | 398 | | 1,290,868.03 |
| 1881476 | 3980804 | 8/6/2021 | 398 | | 287,984,009.17 |
| 1881830 | 222700813 | 8/9/2021 | 398 | 262,997,092.50 | |
| 1881822 | 222700805 | 8/9/2021 | 398 | 14,996,509.46 | |
| 1881823 | 222700806 | 8/9/2021 | 398 | 1,354,870.52 | |
| 1881874 | 2203289 | 8/9/2021 | 398 | 2,907.50 | |
| 1881829 | 222700812 | 8/9/2021 | 398 | | 277,996,509.46 |
| 1881831 | 222700814 | 8/9/2021 | 398 | | 1,354,870.52 |
| 1882264 | 222700807 | 8/10/2021 | 398 | 317,994,059.46 | |
| 1882287 | 2203408 | 8/10/2021 | 398 | 5,940.54 | |
| 1882263 | 222700806 | 8/10/2021 | 398 | | 88,005,388.88 |
| 1882265 | 222700808 | 8/10/2021 | 398 | | 229,994,611.12 |
| 1882947 | 222700807 | 8/11/2021 | 398 | 199,999,611.12 | |
| 1882949 | 222700809 | 8/11/2021 | 398 | 85,998,928.34 | |
| 1882951 | 222700811 | 8/11/2021 | 398 | 1,544,859.23 | |
| 1883026 | 2203619 | 8/11/2021 | 398 | 388.88 | |
| 1882948 | 222700808 | 8/11/2021 | 398 | | 285,998,928.34 |
| 1882952 | 222700812 | 8/11/2021 | 398 | | 1,544,859.23 |
| 1884312 | 222700816 | 8/12/2021 | 398 | 374,992,950.00 | |
| 1884329 | 222700820 | 8/12/2021 | 398 | 45,191,714.33 | |
| 1884311 | 222700815 | 8/12/2021 | 398 | 1,227,890.84 | |
| 1884377 | 2203770 | 8/12/2021 | 398 | 125,000.00 | |
| 1884378 | 2203771 | 8/12/2021 | 398 | 7,050.00 | |
| 1884309 | 222700813 | 8/12/2021 | 398 | | 124,820,268.07 |
| 1884310 | 222700814 | 8/12/2021 | 398 | | 1,227,890.84 |
| 1884335 | 222700821 | 8/12/2021 | 398 | | 295,496,446.26 |
| 1884767 | 222700806 | 8/13/2021 | 398 | 415,484,332.37 | |
| 1884774 | 222700815 | 8/13/2021 | 398 | 3,658,702.71 | |
| 1884785 | 2203848 | 8/13/2021 | 398 | 12,667.63 | |
| 1884775 | 222700816 | 8/13/2021 | 398 | | 3,658,702.71 |
| 1884776 | 222700817 | 8/13/2021 | 398 | | 133,345,870.93 |
| 1884777 | 222700818 | 8/13/2021 | 398 | | 282,151,129.07 |
| 1885159 | 4300801 | 8/16/2021 | 398 | 229,156,746.57 | |
| 1885158 | 2700805 | 8/16/2021 | 398 | 57,685,378.60 | |
| 1885161 | 3900801 | 8/16/2021 | 398 | 8,095,478.64 | |
| 1885164 | 4320801 | 8/16/2021 | 398 | 1,999,300.00 | |
| 1885167 | 2700806 | 8/16/2021 | 398 | 1,584,873.20 | |
| 1885162 | 4080801 | 8/16/2021 | 398 | 50,625.00 | |

Run Date: 12/30/2021
 Run Time: 2:44:16PM

Demand Account Activity

Start Date: 7/1/2021 End Date: 12/31/2021

Page: 206
 User: 0

| Jnl. Entry | Ref # | Trx. Date | Ledger | Debit Amount | Credit Amount |
|------------|---------|-----------|--------|----------------|----------------|
| 1885166 | 3950801 | 8/16/2021 | 398 | 39,023.70 | |
| 1885220 | 2204048 | 8/16/2021 | 398 | 1,253.43 | |
| 1885221 | 2204049 | 8/16/2021 | 398 | 700.00 | |
| 1885160 | 3980801 | 8/16/2021 | 398 | | 294,989,482.24 |
| 1885163 | 3980802 | 8/16/2021 | 398 | | 40,583.70 |
| 1885165 | 3980803 | 8/16/2021 | 398 | | 1,998,440.00 |
| 1885168 | 3980804 | 8/16/2021 | 398 | | 1,584,873.20 |
| 1885616 | 4300801 | 8/17/2021 | 398 | 231,998,182.23 | |
| 1885615 | 2700805 | 8/17/2021 | 398 | 137,977,238.21 | |
| 1885613 | 2700804 | 8/17/2021 | 398 | 1,843,856.58 | |
| 1885670 | 2204183 | 8/17/2021 | 398 | 1,817.77 | |
| 1885614 | 3980801 | 8/17/2021 | 398 | | 1,843,856.58 |
| 1885617 | 3980802 | 8/17/2021 | 398 | | 369,977,238.21 |
| 1886025 | 400801 | 8/18/2021 | 398 | 229,999,552.79 | |
| 1886024 | 2700806 | 8/18/2021 | 398 | 22,178,383.16 | |
| 1886027 | 2700811 | 8/18/2021 | 398 | 2,728,793.81 | |
| 1886064 | 2204303 | 8/18/2021 | 398 | 447.21 | |
| 1886026 | 3980801 | 8/18/2021 | 398 | | 252,178,383.16 |
| 1886028 | 3980802 | 8/18/2021 | 398 | | 2,728,793.81 |
| 1886557 | 4300801 | 8/19/2021 | 398 | 258,196,541.40 | |
| 1886556 | 2700806 | 8/19/2021 | 398 | 131,250,698.68 | |
| 1886554 | 2700805 | 8/19/2021 | 398 | 7,169,408.48 | |
| 1886551 | 4320801 | 8/19/2021 | 398 | 5,997,825.00 | |
| 1886637 | 2204455 | 8/19/2021 | 398 | 3,458.60 | |
| 1886634 | 2204452 | 8/19/2021 | 398 | 2,175.00 | |
| 1886550 | 3980801 | 8/19/2021 | 398 | | 6,000,000.00 |
| 1886555 | 3980802 | 8/19/2021 | 398 | | 7,169,408.48 |
| 1886558 | 3980803 | 8/19/2021 | 398 | | 389,450,698.68 |
| 1886992 | 4300801 | 8/20/2021 | 398 | 319,999,500.02 | |
| 1886989 | 2700805 | 8/20/2021 | 398 | 5,372,665.68 | |
| 1886987 | 2700804 | 8/20/2021 | 398 | 3,996,580.00 | |
| 1887001 | 3900801 | 8/20/2021 | 398 | 278,919.46 | |
| 1887033 | 2204562 | 8/20/2021 | 398 | 499.98 | |
| 1886988 | 3980801 | 8/20/2021 | 398 | | 3,996,580.00 |
| 1886990 | 3980802 | 8/20/2021 | 398 | | 5,372,665.68 |
| 1886991 | 3980803 | 8/20/2021 | 398 | | 53,116,409.61 |
| 1886993 | 3980804 | 8/20/2021 | 398 | | 266,883,590.39 |
| 1887000 | 3980805 | 8/20/2021 | 398 | | 278,919.46 |
| 1887373 | 3980801 | 8/23/2021 | 398 | 204,667,885.01 | |
| 1887375 | 3980803 | 8/23/2021 | 398 | 117,034,220.95 | |
| 1887369 | 2700804 | 8/23/2021 | 398 | 116,300,949.68 | |
| 1887415 | 2204675 | 8/23/2021 | 398 | 13,779.05 | |
| 1887416 | 2204676 | 8/23/2021 | 398 | 2,114.99 | |
| 1887370 | 2700805 | 8/23/2021 | 398 | | 108,249,496.17 |
| 1887374 | 3980802 | 8/23/2021 | 398 | | 320,970,949.68 |
| 1887376 | 3980804 | 8/23/2021 | 398 | | 8,798,503.83 |
| 1887846 | 3980802 | 8/24/2021 | 398 | 224,984,555.57 | |
| 1887840 | 2700802 | 8/24/2021 | 398 | 213,750,288.85 | |
| 1887848 | 3980804 | 8/24/2021 | 398 | 24,050,000.00 | |
| 1887940 | 2204905 | 8/24/2021 | 398 | 199,166.67 | |
| 1887941 | 2204906 | 8/24/2021 | 398 | 85,297.33 | |
| 1887939 | 2204904 | 8/24/2021 | 398 | 15,444.43 | |
| 1887845 | 3980801 | 8/24/2021 | 398 | | 6,030,000.00 |
| 1887847 | 3980803 | 8/24/2021 | 398 | | 457,054,752.85 |
| 1888308 | 3980802 | 8/25/2021 | 398 | 343,052,624.15 | |
| 1888298 | 2700806 | 8/25/2021 | 398 | 68,168,147.32 | |

Run Date: 12/30/2021
 Run Time: 2:44:16PM

Demand Account Activity

Page: 207
 User: 0

Start Date: 7/1/2021 End Date: 12/31/2021

| Jnl. Entry | Ref # | Trx. Date | Ledger | Debit Amount | Credit Amount |
|------------|-----------|-----------|--------|----------------|----------------|
| 1888317 | 3980804 | 8/25/2021 | 398 | 50,494,903.57 | |
| 1888318 | 3980805 | 8/25/2021 | 398 | 986,949.65 | |
| 1888306 | 3950801 | 8/25/2021 | 398 | 130,106.18 | |
| 1888343 | 2205007 | 8/25/2021 | 398 | 46,250.00 | |
| 1888342 | 2205006 | 8/25/2021 | 398 | 11,375.85 | |
| 1888301 | 3980801 | 8/25/2021 | 398 | | 68,168,147.32 |
| 1888302 | 2700811 | 8/25/2021 | 398 | | 130,106.18 |
| 1888307 | 2700813 | 8/25/2021 | 398 | | 129,944,337.39 |
| 1888316 | 3980803 | 8/25/2021 | 398 | | 264,647,765.83 |
| 1889424 | 3980804 | 8/26/2021 | 398 | 199,999,722.24 | |
| 1889416 | 2700805 | 8/26/2021 | 398 | 104,499,693.07 | |
| 1889417 | 2700806 | 8/26/2021 | 398 | 8,779,043.96 | |
| 1889423 | 3980803 | 8/26/2021 | 398 | 355,583.33 | |
| 1889467 | 2205158 | 8/26/2021 | 398 | 137,500.00 | |
| 1889466 | 2205157 | 8/26/2021 | 398 | 277.76 | |
| 1889421 | 3980801 | 8/26/2021 | 398 | | 8,779,043.96 |
| 1889422 | 3980802 | 8/26/2021 | 398 | | 304,992,776.40 |
| 1889832 | 3980804 | 8/27/2021 | 398 | 420,953,227.80 | |
| 1889830 | 3980802 | 8/27/2021 | 398 | 16,495,270.00 | |
| 1889827 | 2700806 | 8/27/2021 | 398 | 2,623,719.38 | |
| 1889864 | 2205268 | 8/27/2021 | 398 | 46,772.20 | |
| 1889863 | 2205267 | 8/27/2021 | 398 | 4,730.00 | |
| 1889825 | 2700804 | 8/27/2021 | 398 | | 126,012,145.85 |
| 1889826 | 2700805 | 8/27/2021 | 398 | | 2,012,615.00 |
| 1889829 | 3980801 | 8/27/2021 | 398 | | 2,623,719.38 |
| 1889831 | 39980803 | 8/27/2021 | 398 | | 14,487,385.00 |
| 1889833 | 3980805 | 8/27/2021 | 398 | | 294,987,854.15 |
| 1890211 | 222700813 | 8/30/2021 | 398 | 482,958,443.88 | |
| 1890268 | 2205407 | 8/30/2021 | 398 | 41,556.12 | |
| 1890269 | 2205408 | 8/30/2021 | 398 | 21,175.00 | |
| 1890270 | 2205409 | 8/30/2021 | 398 | 4,033.33 | |
| 1890204 | 222700806 | 8/30/2021 | 398 | | 186,647,813.88 |
| 1890205 | 222700807 | 8/30/2021 | 398 | | 4,033.33 |
| 1890208 | 222700810 | 8/30/2021 | 398 | | 199,999,611.12 |
| 1890213 | 222700815 | 8/30/2021 | 398 | | 96,373,750.00 |
| 1891050 | 222700812 | 8/31/2021 | 398 | 199,999,611.12 | |
| 1891164 | 2205606 | 8/31/2021 | 398 | 388.88 | |
| 1891047 | 222700809 | 8/31/2021 | 398 | | 188,400,708.89 |
| 1891051 | 222700813 | 8/31/2021 | 398 | | 11,599,291.11 |
| 1891441 | 222700910 | 9/1/2021 | 398 | 267,348,417.66 | |
| 1891438 | 222700901 | 9/1/2021 | 398 | 1,233,862.89 | |
| 1891448 | 222700916 | 9/1/2021 | 398 | 242,046.23 | |
| 1891444 | 222700912 | 9/1/2021 | 398 | | 267,590,463.89 |
| 1891446 | 222700914 | 9/1/2021 | 398 | | 1,233,862.89 |
| 1891801 | 222700907 | 9/2/2021 | 398 | 334,985,076.42 | |
| 1891809 | 222700915 | 9/2/2021 | 398 | 199,999,611.12 | |
| 1891922 | 2205870 | 9/2/2021 | 398 | 388.88 | |
| 1891810 | 222700916 | 9/2/2021 | 398 | | 14,995,625.00 |
| 1891811 | 222700917 | 9/2/2021 | 398 | | 519,989,451.42 |
| 1892842 | 222700911 | 9/3/2021 | 398 | 631,723,258.92 | |
| 1892940 | 2206013 | 9/3/2021 | 398 | 43,750.00 | |
| 1892941 | 2206014 | 9/3/2021 | 398 | 26,741.08 | |
| 1892837 | 222700906 | 9/3/2021 | 398 | | 379,460,463.12 |
| 1892845 | 222700912 | 9/3/2021 | 398 | | 237,340,666.05 |
| 1892846 | 222700913 | 9/3/2021 | 398 | | 14,992,620.83 |
| 1893226 | 4300901 | 9/7/2021 | 398 | 199,998,444.44 | |

Run Date: 12/30/2021
 Run Time: 2:44:16PM

Demand Account Activity

Start Date: 7/1/2021 End Date: 12/31/2021

Page: 208
 User: 0

| Jnl. Entry | Ref # | Trx. Date | Ledger | Debit Amount | Credit Amount |
|------------|-----------|-----------|--------|----------------|----------------|
| 1893299 | 2206118 | 9/7/2021 | 398 | 49,375.00 | |
| 1893301 | 2206120 | 9/7/2021 | 398 | 1,555.56 | |
| 1893225 | 3980901 | 9/7/2021 | 398 | | 49,763.88 |
| 1893227 | 3980902 | 9/7/2021 | 398 | | 199,999,611.12 |
| 1893611 | 4300901 | 9/8/2021 | 398 | 199,999,611.12 | |
| 1893608 | 2700905 | 9/8/2021 | 398 | 6,285,871.12 | |
| 1893665 | 2206243 | 9/8/2021 | 398 | 388.88 | |
| 1893609 | 3980901 | 9/8/2021 | 398 | | 6,286,260.00 |
| 1893610 | 3980902 | 9/8/2021 | 398 | | 199,999,611.12 |
| 1894702 | 4300901 | 9/9/2021 | 398 | 229,994,611.12 | |
| 1894701 | 2700905 | 9/9/2021 | 398 | 55,794,104.46 | |
| 1894700 | 2700904 | 9/9/2021 | 398 | 1,953,817.63 | |
| 1894736 | 2206340 | 9/9/2021 | 398 | 5,388.88 | |
| 1894703 | 3980901 | 9/9/2021 | 398 | | 285,794,104.46 |
| 1894704 | 3980902 | 9/9/2021 | 398 | | 1,953,817.63 |
| 1895071 | 4300901 | 9/10/2021 | 398 | 436,322,295.93 | |
| 1895116 | 2206509 | 9/10/2021 | 398 | 153,750.00 | |
| 1895117 | 2206510 | 9/10/2021 | 398 | 36,704.07 | |
| 1895070 | 3980901 | 9/10/2021 | 398 | | 275,090,568.30 |
| 1895072 | 3980901 | 9/10/2021 | 398 | | 161,422,181.70 |
| 1895200 | 3980902 | 9/13/2021 | 398 | 219,998,716.65 | |
| 1895199 | 2700905 | 9/13/2021 | 398 | 39,982,847.23 | |
| 1895195 | 2700903 | 9/13/2021 | 398 | 1,384,883.04 | |
| 1895514 | 2206661 | 9/13/2021 | 398 | 1,283.35 | |
| 1895198 | 3980901 | 9/13/2021 | 398 | | 1,384,883.04 |
| 1895201 | 3980903 | 9/13/2021 | 398 | | 259,982,847.23 |
| 1896060 | 3980902 | 9/14/2021 | 398 | 250,552,113.88 | |
| 1896067 | 700905 | 9/14/2021 | 398 | 7,438,958.34 | |
| 1896068 | 2700906 | 9/14/2021 | 398 | 2,256,814.42 | |
| 1896112 | 2206790 | 9/14/2021 | 398 | 6,886.12 | |
| 1896059 | 3980901 | 9/14/2021 | 398 | | 257,997,958.34 |
| 1896061 | 3980903 | 9/14/2021 | 398 | | 2,256,814.42 |
| 1896727 | 3980904 | 9/15/2021 | 398 | 258,948,947.07 | |
| 1896720 | 2700913 | 9/15/2021 | 398 | 66,418,643.98 | |
| 1896725 | 3980902 | 9/15/2021 | 398 | 7,555,154.63 | |
| 1896724 | 3980901 | 9/15/2021 | 398 | 95,599.19 | |
| 1896774 | 2206915 | 9/15/2021 | 398 | 66,250.00 | |
| 1896773 | 2206914 | 9/15/2021 | 398 | 1,052.93 | |
| 1896717 | 2700904 | 9/15/2021 | 398 | | 95,599.19 |
| 1896726 | 3980903 | 9/15/2021 | 398 | | 332,990,048.61 |
| 1897223 | 3980901 | 9/16/2021 | 398 | 199,999,611.12 | |
| 1897221 | 2700905 | 9/16/2021 | 398 | 158,453,413.63 | |
| 1897225 | 3980903 | 9/16/2021 | 398 | 28,832.76 | |
| 1897294 | 2207084 | 9/16/2021 | 398 | 388.88 | |
| 1897224 | 3980902 | 9/16/2021 | 398 | | 358,482,246.39 |
| 1897694 | 3980903 | 9/17/2021 | 398 | 233,994,826.12 | |
| 1897685 | 2700903 | 9/17/2021 | 398 | 58,982,596.65 | |
| 1897683 | 2700901 | 9/17/2021 | 398 | 1,702,871.33 | |
| 1897747 | 2207200 | 9/17/2021 | 398 | 5,173.88 | |
| 1897692 | 3980901 | 9/17/2021 | 398 | | 1,702,871.33 |
| 1897693 | 3980902 | 9/17/2021 | 398 | | 292,982,596.65 |
| 1898055 | 222700906 | 9/20/2021 | 398 | 199,998,833.32 | |
| 1898078 | 222700915 | 9/20/2021 | 398 | 56,333,390.90 | |
| 1898082 | 222700918 | 9/20/2021 | 398 | 7,892,456.26 | |
| 1898061 | 222700912 | 9/20/2021 | 398 | 154,416.88 | |
| 1898112 | 2207306 | 9/20/2021 | 398 | 1,166.68 | |

Run Date: 12/30/2021
 Run Time: 2:44:16PM

Demand Account Activity

Start Date: 7/1/2021 End Date: 12/31/2021

Page: 209
 User: 0

| Jnl. Entry | Ref # | Trx. Date | Ledger | Debit Amount | Credit Amount |
|------------|----------------------|-----------|--------|----------------|----------------|
| 1898080 | 222700916 | 9/20/2021 | 398 | | 256,487,807.78 |
| 1898081 | 222700917 | 9/20/2021 | 398 | | 7,892,456.26 |
| 1898497 | 222700910 | 9/21/2021 | 398 | 199,999,611.12 | |
| 1898498 | 212700911 | 9/21/2021 | 398 | 119,996,656.13 | |
| 1898577 | 2207503 | 9/21/2021 | 398 | 11,343.87 | |
| 1898578 | 2207504 | 9/21/2021 | 398 | 388.88 | |
| 1898500 | 222700910 | 9/21/2021 | 398 | | 114,068,495.00 |
| 1898501 | 222700911 | 9/21/2021 | 398 | | 388.88 |
| 1898502 | 222700912 | 9/21/2021 | 398 | | 5,939,505.00 |
| 1898503 | 222700913 | 9/21/2021 | 398 | | 199,999,611.12 |
| 1899083 | 222700915 | 9/22/2021 | 398 | 224,983,812.51 | |
| 1899079 | 222700909 | 9/22/2021 | 398 | 199,999,611.12 | |
| 1899100 | 2207552 | 9/22/2021 | 398 | 388.88 | |
| 1899086 | 222700914 | 9/22/2021 | 398 | | 424,983,812.51 |
| 1900235 | 222700909 | 9/23/2021 | 398 | 349,997,618.07 | |
| 1900225 | 222700907 | 9/23/2021 | 398 | 78,341,319.45 | |
| 1900311 | 2207787 | 9/23/2021 | 398 | 2,381.93 | |
| 1900224 | 222700906 | 9/23/2021 | 398 | | 142,701,240.55 |
| 1900234 | 222700908 | 9/23/2021 | 398 | | 78,341,319.45 |
| 1900236 | 222700910 | 9/23/2021 | 398 | | 207,298,759.45 |
| 1900683 | 222700905 | 9/24/2021 | 398 | 356,635,984.15 | |
| 1900686 | 222700908 | 9/24/2021 | 398 | 10,372,639.85 | |
| 1900764 | 2207945 | 9/24/2021 | 398 | 199,166.67 | |
| 1900765 | 2207946 | 9/24/2021 | 398 | 21,015.85 | |
| 1900684 | 222700906 | 9/24/2021 | 398 | | 324,977,833.32 |
| 1900685 | 222700907 | 9/24/2021 | 398 | | 31,878,333.35 |
| 1900687 | 222700909 | 9/24/2021 | 398 | | 10,372,639.85 |
| 1901083 | 4300901 | 9/27/2021 | 398 | 254,997,974.98 | |
| 1901086 | 3900901 | 9/27/2021 | 398 | 58,770,058.00 | |
| 1901092 | Correct Journal Entr | 9/27/2021 | 398 | 40,728,971.46 | |
| 1901085 | 2700905 | 9/27/2021 | 398 | 4,028,971.46 | |
| 1901078 | 2700904 | 9/27/2021 | 398 | 1,155,856.14 | |
| 1901088 | 5650901 | 9/27/2021 | 398 | 840,240.67 | |
| 1901141 | 2208079 | 9/27/2021 | 398 | 446,250.00 | |
| 1901080 | 3950901 | 9/27/2021 | 398 | 185,355.70 | |
| 1901142 | 2208080 | 9/27/2021 | 398 | 60,833.33 | |
| 1901140 | 2208078 | 9/27/2021 | 398 | 2,025.02 | |
| 1901079 | 3980901 | 9/27/2021 | 398 | | 1,155,856.14 |
| 1901082 | 3980902 | 9/27/2021 | 398 | | 185,355.70 |
| 1901084 | 3980903 | 9/27/2021 | 398 | | 344,978,758.35 |
| 1901087 | 3980904 | 9/27/2021 | 398 | | 10,867,595.11 |
| 1901091 | Back Out Journal Er | 9/27/2021 | 398 | | 4,028,971.46 |
| 1901498 | 4300901 | 9/28/2021 | 398 | 269,999,494.46 | |
| 1901497 | 2700906 | 9/28/2021 | 398 | 2,350,712.66 | |
| 1901536 | 2208191 | 9/28/2021 | 398 | 505.54 | |
| 1901491 | 3980901 | 9/28/2021 | 398 | | 10,844,021.74 |
| 1901493 | 3980902 | 9/28/2021 | 398 | | 238,844,270.34 |
| 1901494 | 3980903 | 9/28/2021 | 398 | | 20,311,707.92 |
| 1901495 | 3980904 | 9/28/2021 | 398 | | 2,350,712.66 |
| 1901898 | 4300901 | 9/29/2021 | 398 | 386,951,388.06 | |
| 1901896 | 2700906 | 9/29/2021 | 398 | 1,734,791.80 | |
| 1901975 | 2208356 | 9/29/2021 | 398 | 292,500.00 | |
| 1901974 | 2208355 | 9/29/2021 | 398 | 48,611.94 | |
| 1901897 | 3980901 | 9/29/2021 | 398 | | 1,734,791.80 |
| 1901899 | 3980902 | 9/29/2021 | 398 | | 249,999,513.90 |
| 1901900 | 3980903 | 9/29/2021 | 398 | | 127,037,924.96 |

Run Date: 12/30/2021
 Run Time: 2:44:16PM

Demand Account Activity

Start Date: 7/1/2021 End Date: 12/31/2021

Page: 210
 User: 0

| Jnl. Entry | Ref # | Trx. Date | Ledger | Debit Amount | Credit Amount |
|------------|-----------|------------|--------|----------------|----------------|
| 1901901 | 3980904 | 9/29/2021 | 398 | | 10,255,061.14 |
| 1902549 | 4300901 | 9/30/2021 | 398 | 324,995,090.29 | |
| 1902629 | 2208456 | 9/30/2021 | 398 | 91,175.00 | |
| 1902628 | 2208455 | 9/30/2021 | 398 | 4,909.71 | |
| 1902627 | 2208454 | 9/30/2021 | 398 | 4,033.33 | |
| 1902544 | 3980901 | 9/30/2021 | 398 | | 76,000,226.27 |
| 1902545 | 3980902 | 9/30/2021 | 398 | | 1,833,853.45 |
| 1902546 | 3980903 | 9/30/2021 | 398 | | 4,033.33 |
| 1902547 | 3980904 | 9/30/2021 | 398 | | 157,286,600.84 |
| 1902548 | 3980905 | 9/30/2021 | 398 | | 89,970,494.44 |
| 1902937 | 2700906 | 10/1/2021 | 398 | 237,095,336.65 | |
| 1902942 | 4301001 | 10/1/2021 | 398 | 127,867,017.32 | |
| 1902938 | 2700905 | 10/1/2021 | 398 | 1,263,872.20 | |
| 1902941 | 4081001 | 10/1/2021 | 398 | 23,146.67 | |
| 1902944 | 2208552 | 10/1/2021 | 398 | 7,982.68 | |
| 1902935 | 3981001 | 10/1/2021 | 398 | | 1,263,872.20 |
| 1902939 | 3981002 | 10/1/2021 | 398 | | 344,994,816.65 |
| 1902940 | 3981003 | 10/1/2021 | 398 | | 19,998,666.67 |
| 1903305 | 4301001 | 10/4/2021 | 398 | 249,998,541.65 | |
| 1903296 | 2701005 | 10/4/2021 | 398 | 14,297,962.25 | |
| 1903297 | 2701006 | 10/4/2021 | 398 | 954,888.07 | |
| 1903359 | 2208733 | 10/4/2021 | 398 | 43,750.00 | |
| 1903360 | 2208734 | 10/4/2021 | 398 | 1,458.35 | |
| 1903302 | 3981001 | 10/4/2021 | 398 | | 9,999,480.56 |
| 1903303 | 3981002 | 10/4/2021 | 398 | | 240,999,157.51 |
| 1903304 | 3981003 | 10/4/2021 | 398 | | 14,297,962.25 |
| 1903689 | 3981002 | 10/5/2021 | 398 | 213,396,158.34 | |
| 1903745 | 2208841 | 10/5/2021 | 398 | 3,841.66 | |
| 1903685 | 2701005 | 10/5/2021 | 398 | | 28,403,945.87 |
| 1903688 | 3981001 | 10/5/2021 | 398 | | 184,996,054.13 |
| 1904084 | 3981002 | 10/6/2021 | 398 | 174,999,659.73 | |
| 1904079 | 2701006 | 10/6/2021 | 398 | 1,195,875.08 | |
| 1904102 | 2208930 | 10/6/2021 | 398 | 340.27 | |
| 1904080 | 2701012 | 10/6/2021 | 398 | | 50,000,243.05 |
| 1904083 | 3981001 | 10/6/2021 | 398 | | 1,195,875.08 |
| 1904085 | 3981003 | 10/6/2021 | 398 | | 124,999,756.95 |
| 1905134 | 2701003 | 10/7/2021 | 398 | 269,899,183.35 | |
| 1905142 | 3981002 | 10/7/2021 | 398 | 175,085,730.84 | |
| 1905133 | 2701002 | 10/7/2021 | 398 | 47,462,103.75 | |
| 1905223 | 2209132 | 10/7/2021 | 398 | 14,269.16 | |
| 1905141 | 3981001 | 10/7/2021 | 398 | | 444,999,183.35 |
| 1905143 | 3981003 | 10/7/2021 | 398 | | 47,462,103.75 |
| 1905551 | 3981004 | 10/8/2021 | 398 | 657,970,991.68 | |
| 1905545 | 2701004 | 10/8/2021 | 398 | 8,602,206.27 | |
| 1905601 | 2209222 | 10/8/2021 | 398 | 29,008.32 | |
| 1905546 | 2701005 | 10/8/2021 | 398 | | 504,944,332.93 |
| 1905547 | 3981001 | 10/8/2021 | 398 | | 139,998,911.11 |
| 1905549 | 3981002 | 10/8/2021 | 398 | | 10,012,758.29 |
| 1905550 | 3981003 | 10/8/2021 | 398 | | 3,043,997.67 |
| 1905552 | 3981005 | 10/8/2021 | 398 | | 8,602,206.27 |
| 1906138 | 222701014 | 10/12/2021 | 398 | 172,990,070.83 | |
| 1906135 | 222701010 | 10/12/2021 | 398 | 26,999,611.12 | |
| 1906205 | 2209387 | 10/12/2021 | 398 | 9,929.17 | |
| 1906137 | 222701013 | 10/12/2021 | 398 | | 199,999,611.12 |
| 1906547 | 222701009 | 10/13/2021 | 398 | 199,999,611.12 | |
| 1906554 | 222701022 | 10/13/2021 | 398 | 79,999,477.79 | |

Run Date: 12/30/2021
 Run Time: 2:44:16PM

Demand Account Activity

Page: 211
 User: 0

Start Date: 7/1/2021 End Date: 12/31/2021

| Jnl. Entry | Ref # | Trx. Date | Ledger | Debit Amount | Credit Amount |
|------------|-----------|------------|--------|----------------|----------------|
| 1906552 | 222701020 | 10/13/2021 | 398 | 3,503,792.78 | |
| 1906599 | 2209528 | 10/13/2021 | 398 | 388.88 | |
| 1906553 | 222701021 | 10/13/2021 | 398 | | 3,503,792.78 |
| 1906555 | 222701023 | 10/13/2021 | 398 | | 279,999,477.79 |
| 1907050 | 222701010 | 10/14/2021 | 398 | 296,797,086.12 | |
| 1907109 | 2209698 | 10/14/2021 | 398 | 2,913.88 | |
| 1907040 | 222701003 | 10/14/2021 | 398 | | 4,137,627.32 |
| 1907051 | 222701011 | 10/14/2021 | 398 | | 212,220,951.79 |
| 1907052 | 222701012 | 10/14/2021 | 398 | | 80,441,420.89 |
| 1907456 | 222701011 | 10/15/2021 | 398 | 253,392,232.90 | |
| 1907480 | 222701030 | 10/15/2021 | 398 | 7,028,666.85 | |
| 1907452 | 222701007 | 10/15/2021 | 398 | 1,683,840.02 | |
| 1907461 | 222701016 | 10/15/2021 | 398 | 168,154.01 | |
| 1907505 | 2209823 | 10/15/2021 | 398 | 7,767.10 | |
| 1907448 | 222701006 | 10/15/2021 | 398 | | 1,683,840.02 |
| 1907454 | 222701009 | 10/15/2021 | 398 | | 168,154.01 |
| 1907455 | 222701010 | 10/15/2021 | 398 | | 18,243,510.23 |
| 1907457 | 222701012 | 10/15/2021 | 398 | | 199,998,833.32 |
| 1907462 | 222701017 | 10/15/2021 | 398 | | 42,186,323.30 |
| 1908469 | 4301002 | 10/18/2021 | 398 | 199,998,833.32 | |
| 1908468 | 2701004 | 10/18/2021 | 398 | 92,263,874.38 | |
| 1908473 | 2701005 | 10/18/2021 | 398 | 2,448,761.90 | |
| 1908471 | 3901001 | 10/18/2021 | 398 | 28,862.44 | |
| 1908516 | 2209983 | 10/18/2021 | 398 | 1,166.68 | |
| 1908472 | 3981001 | 10/18/2021 | 398 | | 292,292,736.82 |
| 1908474 | 3981002 | 10/18/2021 | 398 | | 2,448,761.90 |
| 1908988 | 4301001 | 10/19/2021 | 398 | 253,847,364.77 | |
| 1908986 | 2701004 | 10/19/2021 | 398 | 100,706,896.45 | |
| 1909049 | 2210204 | 10/19/2021 | 398 | 2,635.23 | |
| 1908987 | 3981001 | 10/19/2021 | 398 | | 291,350,288.07 |
| 1908989 | 3981002 | 10/19/2021 | 398 | | 63,206,608.38 |
| 1909127 | 4301001 | 10/20/2021 | 398 | 223,979,926.44 | |
| 1909126 | 2701005 | 10/20/2021 | 398 | 30,303,067.34 | |
| 1909130 | 2701006 | 10/20/2021 | 398 | 5,868,623.41 | |
| 1909129 | 3901001 | 10/20/2021 | 398 | 711,263.22 | |
| 1909557 | 2210333 | 10/20/2021 | 398 | 5,073.56 | |
| 1909594 | 2701001 | 10/20/2021 | 398 | 0.50 | |
| 1909128 | 3981001 | 10/20/2021 | 398 | | 254,999,330.56 |
| 1909132 | 3981002 | 10/20/2021 | 398 | | 5,868,623.41 |
| 1909593 | 3981001 | 10/20/2021 | 398 | | 0.50 |
| 1910682 | 4301001 | 10/21/2021 | 398 | 254,999,330.55 | |
| 1910684 | 2701004 | 10/21/2021 | 398 | 245,316,989.43 | |
| 1910689 | 4341001 | 10/21/2021 | 398 | 115,773,907.80 | |
| 1910685 | 4401001 | 10/21/2021 | 398 | 29,998,147.23 | |
| 1910760 | 2210459 | 10/21/2021 | 398 | 8,092.20 | |
| 1910762 | 2210461 | 10/21/2021 | 398 | 1,852.77 | |
| 1910761 | 2210460 | 10/21/2021 | 398 | 669.45 | |
| 1910683 | 3981001 | 10/21/2021 | 398 | | 520,373,619.38 |
| 1910686 | 3981002 | 10/21/2021 | 398 | | 9,943,370.05 |
| 1910687 | 3981003 | 10/21/2021 | 398 | | 101,687,002.38 |
| 1910688 | 3981004 | 10/21/2021 | 398 | | 14,094,997.62 |
| 1910822 | 4301001 | 10/22/2021 | 398 | 536,360,681.04 | |
| 1910825 | 2701006 | 10/22/2021 | 398 | 1,984,079.59 | |
| 1911180 | 2210546 | 10/22/2021 | 398 | 24,318.96 | |
| 1910823 | 3981001 | 10/22/2021 | 398 | | 16,357,744.04 |
| 1910824 | 3981002 | 10/22/2021 | 398 | | 522,011,335.55 |

Run Date: 12/30/2021
 Run Time: 2:44:16PM

Demand Account Activity

Start Date: 7/1/2021 End Date: 12/31/2021

Page: 212
 User: 0

| Jnl. Entry | Ref # | Trx. Date | Ledger | Debit Amount | Credit Amount |
|------------|----------------------|------------|--------|----------------|----------------|
| 1911567 | 3981003 | 10/25/2021 | 398 | 515,970,896.05 | |
| 1911561 | 2701002 | 10/25/2021 | 398 | 75,509,194.12 | |
| 1911579 | 3901001 | 10/25/2021 | 398 | 64,845,259.62 | |
| 1911686 | Correct Journal Entr | 10/25/2021 | 398 | 218,431.74 | |
| 1911577 | 5651001 | 10/25/2021 | 398 | 213,431.74 | |
| 1911575 | 3981004 | 10/25/2021 | 398 | 168,195.34 | |
| 1911630 | 2210708 | 10/25/2021 | 398 | 49,166.67 | |
| 1911629 | 2210707 | 10/25/2021 | 398 | 46,250.00 | |
| 1911628 | 2210706 | 10/25/2021 | 398 | 4,103.95 | |
| 1911565 | 3981001 | 10/25/2021 | 398 | | 75,509,194.12 |
| 1911566 | 3981002 | 10/25/2021 | 398 | | 374,872,774.83 |
| 1911574 | 2701005 | 10/25/2021 | 398 | | 168,195.34 |
| 1911578 | 2701006 | 10/25/2021 | 398 | | 206,261,333.20 |
| 1911685 | Back Out Journal Er | 10/25/2021 | 398 | | 213,431.74 |
| 1912018 | 3981003 | 10/26/2021 | 398 | 221,999,543.06 | |
| 1912013 | 2701005 | 10/26/2021 | 398 | 39,663,314.71 | |
| 1912014 | 2701006 | 10/26/2021 | 398 | 7,950,906.60 | |
| 1912051 | 2210807 | 10/26/2021 | 398 | 312,500.00 | |
| 1912054 | 2210810 | 10/26/2021 | 398 | 14,583.33 | |
| 1912053 | 2210809 | 10/26/2021 | 398 | 456.94 | |
| 1912016 | 3981001 | 10/26/2021 | 398 | | 7,950,906.60 |
| 1912017 | 3981002 | 10/26/2021 | 398 | | 235,998,418.06 |
| 1912019 | 3981004 | 10/26/2021 | 398 | | 25,991,979.98 |
| 1912414 | 3981001 | 10/27/2021 | 398 | 270,989,492.79 | |
| 1912410 | 2701005 | 10/27/2021 | 398 | 53,998,013.90 | |
| 1912409 | 2701004 | 10/27/2021 | 398 | 1,567,776.56 | |
| 1912470 | 2210962 | 10/27/2021 | 398 | 10,507.21 | |
| 1912415 | 3981002 | 10/27/2021 | 398 | | 1,567,776.56 |
| 1912416 | 3981003 | 10/27/2021 | 398 | | 324,998,013.90 |
| 1912833 | 3981001 | 10/28/2021 | 398 | 487,970,802.51 | |
| 1912888 | 2211091 | 10/28/2021 | 398 | 29,197.49 | |
| 1912829 | 2701004 | 10/28/2021 | 398 | | 216,633,882.66 |
| 1912834 | 3981002 | 10/28/2021 | 398 | | 271,366,117.34 |
| 1913901 | 222701005 | 10/29/2021 | 398 | 289,989,581.82 | |
| 1913926 | 222701021 | 10/29/2021 | 398 | 87,040,468.23 | |
| 1913927 | 222701022 | 10/29/2021 | 398 | 1,477,786.51 | |
| 1913941 | 2211165 | 10/29/2021 | 398 | 10,418.18 | |
| 1913907 | 222701011 | 10/29/2021 | 398 | | 87,043,164.06 |
| 1913924 | 222701020 | 10/29/2021 | 398 | | 289,997,304.17 |
| 1913928 | 222701023 | 10/29/2021 | 398 | | 1,477,786.51 |
| 1914296 | 222701101 | 11/1/2021 | 398 | 346,795,614.74 | |
| 1914304 | 222701109 | 11/1/2021 | 398 | 29,687,680.00 | |
| 1914314 | 222701121 | 11/1/2021 | 398 | 1,745,774.23 | |
| 1914378 | 2211432 | 11/1/2021 | 398 | 451,278.90 | |
| 1914301 | 222701106 | 11/1/2021 | 398 | 137,086.25 | |
| 1914370 | 2211419 | 11/1/2021 | 398 | 125,000.00 | |
| 1914368 | 2211417 | 11/1/2021 | 398 | 21,175.00 | |
| 1914366 | 2211415 | 11/1/2021 | 398 | 12,320.00 | |
| 1914369 | 2211418 | 11/1/2021 | 398 | 9,385.26 | |
| 1914367 | 2211416 | 11/1/2021 | 398 | 4,033.33 | |
| 1914302 | 222701107 | 11/1/2021 | 398 | | 2,513,341.77 |
| 1914303 | 222701108 | 11/1/2021 | 398 | | 27,190,691.56 |
| 1914307 | 222701115 | 11/1/2021 | 398 | | 322,982,934.43 |
| 1914309 | 222701120 | 11/1/2021 | 398 | | 24,556,605.72 |
| 1914313 | 222701120 | 11/1/2021 | 398 | | 1,745,774.23 |
| 1914720 | 222701114 | 11/2/2021 | 398 | 292,999,106.66 | |

Run Date: 12/30/2021
 Run Time: 2:44:16PM

Demand Account Activity

Page: 213
 User: 0

Start Date: 7/1/2021 End Date: 12/31/2021

| Jnl. Entry | Ref # | Trx. Date | Ledger | Debit Amount | Credit Amount |
|------------|-----------|------------|--------|----------------|----------------|
| 1914784 | 2211543 | 11/2/2021 | 398 | 893.34 | |
| 1914700 | 222701106 | 11/2/2021 | 398 | | 3,005,933.33 |
| 1914721 | 222701113 | 11/2/2021 | 398 | | 289,994,066.67 |
| 1915266 | 222701113 | 11/3/2021 | 398 | 250,294,509.58 | |
| 1915261 | 222701108 | 11/3/2021 | 398 | 9,998,150.01 | |
| 1915198 | 2211678 | 11/3/2021 | 398 | 43,750.00 | |
| 1915196 | 2211676 | 11/3/2021 | 398 | 5,490.42 | |
| 1915260 | 222701107 | 11/3/2021 | 398 | | 19,344,592.24 |
| 1915264 | 222701111 | 11/3/2021 | 398 | | 9,998,150.01 |
| 1915267 | 222701114 | 11/3/2021 | 398 | | 230,999,157.76 |
| 1916308 | 222701114 | 11/4/2021 | 398 | 314,998,728.35 | |
| 1916298 | 222701106 | 11/4/2021 | 398 | 230,999,157.76 | |
| 1916304 | 222701110 | 11/4/2021 | 398 | 44,986,500.00 | |
| 1916311 | 222701116 | 11/4/2021 | 398 | 1,539,862.26 | |
| 1916388 | 2211824 | 11/4/2021 | 398 | 13,500.00 | |
| 1916389 | 2211825 | 11/4/2021 | 398 | 842.24 | |
| 1916303 | 222701109 | 11/4/2021 | 398 | | 20,250.00 |
| 1916305 | 222701111 | 11/4/2021 | 398 | | 44,979,750.00 |
| 1916310 | 222701115 | 11/4/2021 | 398 | | 545,998,728.35 |
| 1916312 | 222701117 | 11/4/2021 | 398 | | 1,539,862.26 |
| 1916701 | 4301101 | 11/5/2021 | 398 | 725,971,970.00 | |
| 1916787 | 2211983 | 11/5/2021 | 398 | 28,030.00 | |
| 1916702 | 3981101 | 11/5/2021 | 398 | | 234,995,505.55 |
| 1916703 | 3981102 | 11/5/2021 | 398 | | 491,004,494.45 |
| 1917079 | 4301101 | 11/8/2021 | 398 | 214,997,933.33 | |
| 1917078 | 2701105 | 11/8/2021 | 398 | 1,894,738.25 | |
| 1917128 | 2212097 | 11/8/2021 | 398 | 2,066.67 | |
| 1917077 | 3981101 | 11/8/2021 | 398 | | 216,894,738.25 |
| 1917463 | 4301101 | 11/9/2021 | 398 | 206,898,461.87 | |
| 1917462 | 2701104 | 11/9/2021 | 398 | 26,994,873.25 | |
| 1917508 | 2212246 | 11/9/2021 | 398 | 1,538.13 | |
| 1917464 | 3981101 | 11/9/2021 | 398 | | 233,894,873.25 |
| 1917880 | 4301101 | 11/10/2021 | 398 | 369,785,450.33 | |
| 1917877 | 2701105 | 11/10/2021 | 398 | 39,539,266.38 | |
| 1917968 | 2212449 | 11/10/2021 | 398 | 14,549.67 | |
| 1917878 | 3981101 | 11/10/2021 | 398 | | 99,603,533.55 |
| 1917879 | 3981102 | 11/10/2021 | 398 | | 309,735,732.83 |
| 1918312 | 222701110 | 11/12/2021 | 398 | 253,511,889.36 | |
| 1918332 | 222701122 | 11/12/2021 | 398 | 58,584,544.36 | |
| 1918336 | 222701130 | 11/12/2021 | 398 | 40,000,000.00 | |
| 1918383 | 2212546 | 11/12/2021 | 398 | 4,110.64 | |
| 1918315 | 222701113 | 11/12/2021 | 398 | | 312,100,544.36 |
| 1918337 | 222701131 | 11/12/2021 | 398 | | 40,000,000.00 |
| 1918698 | 4301001 | 11/15/2021 | 398 | 323,099,809.09 | |
| 1918692 | 2701015 | 11/15/2021 | 398 | 23,540,614.14 | |
| 1918696 | 3901001 | 11/15/2021 | 398 | 5,024,338.46 | |
| 1918690 | 2701005 | 11/15/2021 | 398 | 3,383,753.25 | |
| 1918697 | 4081001 | 11/15/2021 | 398 | 296,875.00 | |
| 1918701 | 3951001 | 11/15/2021 | 398 | 63,192.94 | |
| 1918783 | 2212692 | 11/15/2021 | 398 | 10,730.75 | |
| 1918784 | 2212693 | 11/15/2021 | 398 | 8,233.32 | |
| 1918785 | 2212694 | 11/15/2021 | 398 | 5,190.91 | |
| 1918691 | 2701006 | 11/15/2021 | 398 | | 63,192.94 |
| 1918699 | 3981001 | 11/15/2021 | 398 | | 351,985,791.67 |
| 1918700 | 3981002 | 11/15/2021 | 398 | | 3,383,753.25 |
| 1919116 | 3981104 | 11/16/2021 | 398 | 259,999,190.01 | |

Run Date: 12/30/2021
 Run Time: 2:44:16PM

Demand Account Activity

Start Date: 7/1/2021 End Date: 12/31/2021

Page: 214
 User: 0

| Jnl. Entry | Ref # | Trx. Date | Ledger | Debit Amount | Credit Amount |
|------------|-----------|------------|--------|----------------|----------------|
| 1919110 | 2701105 | 11/16/2021 | 398 | 152,459,141.93 | |
| 1919113 | 3901101 | 11/16/2021 | 398 | 28,892.20 | |
| 1919171 | 2212797 | 11/16/2021 | 398 | 809.99 | |
| 1919114 | 3981101 | 11/16/2021 | 398 | | 386,493,242.46 |
| 1919115 | 3981102 | 11/16/2021 | 398 | | 25,994,791.67 |
| 1919494 | 3981101 | 11/17/2021 | 398 | 204,999,511.12 | |
| 1919490 | 2701106 | 11/17/2021 | 398 | 64,995,572.23 | |
| 1919497 | 2701106 | 11/17/2021 | 398 | 2,885,788.36 | |
| 1919762 | 2212963 | 11/17/2021 | 398 | 488.88 | |
| 1919493 | 3981102 | 11/17/2021 | 398 | | 269,995,572.23 |
| 1919500 | 3981105 | 11/17/2021 | 398 | | 2,885,788.36 |
| 1920864 | 3981101 | 11/18/2021 | 398 | 244,999,355.56 | |
| 1920860 | 2701106 | 11/18/2021 | 398 | 153,794,767.46 | |
| 1920859 | 2701105 | 11/18/2021 | 398 | 3,597,808.11 | |
| 1920927 | 2213130 | 11/18/2021 | 398 | 644.44 | |
| 1920865 | 3981102 | 11/18/2021 | 398 | | 38,804,212.44 |
| 1920866 | 3981103 | 11/18/2021 | 398 | | 359,990,555.02 |
| 1920867 | 3981104 | 11/18/2021 | 398 | | 3,597,808.11 |
| 1921630 | 3981102 | 11/19/2021 | 398 | 423,955,321.34 | |
| 1921624 | 2701104 | 11/19/2021 | 398 | 7,717,534.78 | |
| 1921715 | 2213301 | 11/19/2021 | 398 | 30,678.66 | |
| 1921621 | 2701101 | 11/19/2021 | 398 | | 193,987,612.51 |
| 1921629 | 3981101 | 11/19/2021 | 398 | | 7,717,534.78 |
| 1921631 | 3981103 | 11/19/2021 | 398 | | 229,998,387.49 |
| 1922039 | 222701113 | 11/22/2021 | 398 | 229,998,387.49 | |
| 1922038 | 222701112 | 11/22/2021 | 398 | 120,596,061.42 | |
| 1922030 | 222701115 | 11/22/2021 | 398 | 34,502,987.85 | |
| 1922035 | 222701105 | 11/22/2021 | 398 | 980,142.85 | |
| 1922135 | 2213490 | 11/22/2021 | 398 | 9,938.58 | |
| 1922136 | 2213491 | 11/22/2021 | 398 | 1,612.51 | |
| 1922031 | 222701116 | 11/22/2021 | 398 | | 116,476,192.73 |
| 1922033 | 222701117 | 11/22/2021 | 398 | | 265,483,130.70 |
| 1922034 | 222701118 | 11/22/2021 | 398 | | 4,129,807.27 |
| 1922514 | 222701105 | 11/23/2021 | 398 | 270,741,479.08 | |
| 1922625 | 222701111 | 11/23/2021 | 398 | 194,999,530.56 | |
| 1922624 | 222701110 | 11/23/2021 | 398 | 29,985,650.00 | |
| 1922576 | 2213602 | 11/23/2021 | 398 | 14,350.00 | |
| 1922589 | 2213617 | 11/23/2021 | 398 | 469.44 | |
| 1922515 | 222701106 | 11/23/2021 | 398 | | 3,013,860.00 |
| 1922622 | 222701108 | 11/23/2021 | 398 | | 465,741,479.08 |
| 1922623 | 222701109 | 11/23/2021 | 398 | | 26,986,140.00 |
| 1922976 | 222701105 | 11/24/2021 | 398 | 582,043,648.51 | |
| 1922981 | 222701110 | 11/24/2021 | 398 | 50,111,085.96 | |
| 1923097 | 2213797 | 11/24/2021 | 398 | 199,166.67 | |
| 1923096 | 2213796 | 11/24/2021 | 398 | 56,351.49 | |
| 1922974 | 222701111 | 11/24/2021 | 398 | | 302,302,340.27 |
| 1922977 | 222701106 | 11/24/2021 | 398 | | 279,996,826.40 |
| 1922979 | 222701108 | 11/24/2021 | 398 | | 50,111,085.96 |
| 1923425 | 4301101 | 11/29/2021 | 398 | 305,755,881.87 | |
| 1923429 | 3901101 | 11/29/2021 | 398 | 59,867,384.78 | |
| 1923428 | 5651101 | 11/29/2021 | 398 | 443,584.42 | |
| 1923424 | 3951101 | 11/29/2021 | 398 | 176,784.64 | |
| 1923472 | 2213870 | 11/29/2021 | 398 | 4,118.13 | |
| 1923423 | 3981101 | 11/29/2021 | 398 | | 176,784.64 |
| 1923426 | 3981102 | 11/29/2021 | 398 | | 121,071,535.86 |
| 1923430 | 3981103 | 11/29/2021 | 398 | | 244,999,433.34 |

Run Date: 12/30/2021
 Run Time: 2:44:16PM

Demand Account Activity

Page: 215
 User: 0

Start Date: 7/1/2021 End Date: 12/31/2021

| Jnl. Entry | Ref # | Trx. Date | Ledger | Debit Amount | Credit Amount |
|------------|-----------|------------|--------|----------------|----------------|
| 1923578 | 4301101 | 11/30/2021 | 398 | 295,998,610.28 | |
| 1923579 | 2701106 | 11/30/2021 | 398 | 126,060,108.00 | |
| 1923577 | 2701105 | 11/30/2021 | 398 | 27,685,505.85 | |
| 1923587 | 4341101 | 11/30/2021 | 398 | 14,297,962.25 | |
| 1923582 | 4081101 | 11/30/2021 | 398 | 193,750.00 | |
| 1923950 | 2214078 | 11/30/2021 | 398 | 21,175.00 | |
| 1923949 | 2214077 | 11/30/2021 | 398 | 4,033.33 | |
| 1923946 | 2214074 | 11/30/2021 | 398 | 1,389.72 | |
| 1923948 | 2214076 | 11/30/2021 | 398 | 1,040.25 | |
| 1923947 | 2214075 | 11/30/2021 | 398 | 997.50 | |
| 1923576 | 3981101 | 11/30/2021 | 398 | | 41,985,505.85 |
| 1923580 | 3981102 | 11/30/2021 | 398 | | 314,969,833.34 |
| 1923581 | 3981103 | 11/30/2021 | 398 | | 107,305,199.66 |
| 1923833 | 3981101 | 11/30/2021 | 398 | | 4,033.33 |
| 1924303 | 4301201 | 12/1/2021 | 398 | 184,999,513.90 | |
| 1924301 | 2701204 | 12/1/2021 | 398 | 99,810,650.14 | |
| 1924302 | 4081201 | 12/1/2021 | 398 | 162,444.19 | |
| 1924369 | 2214205 | 12/1/2021 | 398 | 486.10 | |
| 1924386 | 2214234 | 12/1/2021 | 398 | 148.74 | |
| 1924304 | 3981201 | 12/1/2021 | 398 | | 284,973,243.07 |
| 1925481 | 2701206 | 12/2/2021 | 398 | 362,265,079.69 | |
| 1925482 | 4301201 | 12/2/2021 | 398 | 209,999,465.29 | |
| 1925475 | 2701205 | 12/2/2021 | 398 | 3,405,195.81 | |
| 1925533 | 2214314 | 12/2/2021 | 398 | 534.71 | |
| 1925535 | 2214316 | 12/2/2021 | 398 | 0.45 | |
| 1925476 | 3981201 | 12/2/2021 | 398 | | 3,405,195.81 |
| 1925477 | 3981202 | 12/2/2021 | 398 | | 0.45 |
| 1925478 | 3981203 | 12/2/2021 | 398 | | 547,242,488.35 |
| 1925480 | 3981204 | 12/2/2021 | 398 | | 25,022,591.34 |
| 1925974 | 3981201 | 12/3/2021 | 398 | 643,858,968.69 | |
| 1925968 | 2701204 | 12/3/2021 | 398 | 1,998,912.22 | |
| 1926041 | 2214444 | 12/3/2021 | 398 | 43,750.00 | |
| 1926042 | 2214445 | 12/3/2021 | 398 | 41,031.31 | |
| 1925965 | 2701201 | 12/3/2021 | 398 | | 438,945,325.01 |
| 1925975 | 3981202 | 12/3/2021 | 398 | | 204,998,424.99 |
| 1925976 | 3981203 | 12/3/2021 | 398 | | 1,998,912.22 |
| 1926460 | 222701205 | 12/6/2021 | 398 | 214,996,758.32 | |
| 1926464 | 222701209 | 12/6/2021 | 398 | 9,987,741.68 | |
| 1926465 | 222701210 | 12/6/2021 | 398 | 1,272,723.48 | |
| 1926398 | 2214599 | 12/6/2021 | 398 | 3,241.68 | |
| 1926461 | 222701206 | 12/6/2021 | 398 | | 224,987,741.68 |
| 1926722 | 122701208 | 12/7/2021 | 398 | 204,999,475.01 | |
| 1926817 | 2214791 | 12/7/2021 | 398 | 49,375.00 | |
| 1926816 | 2214790 | 12/7/2021 | 398 | 524.99 | |
| 1926712 | 222701204 | 12/7/2021 | 398 | | 10,049,844.44 |
| 1926721 | 122701207 | 12/7/2021 | 398 | | 194,999,530.56 |
| 1926862 | 222701240 | 12/7/2021 | 398 | | 1,272,723.48 |
| 1927237 | 122701213 | 12/8/2021 | 398 | 194,999,530.56 | |
| 1927231 | 122701210 | 12/8/2021 | 398 | 19,988,863.89 | |
| 1927197 | 2214933 | 12/8/2021 | 398 | 469.44 | |
| 1927236 | 122701212 | 12/8/2021 | 398 | | 214,988,863.89 |
| 1927518 | 222701211 | 12/9/2021 | 398 | 239,996,368.06 | |
| 1927516 | 222701209 | 12/9/2021 | 398 | 79,138,496.99 | |
| 1927515 | 222701208 | 12/9/2021 | 398 | 1,604,635.75 | |
| 1927634 | 2215110 | 12/9/2021 | 398 | 3,631.94 | |
| 1927514 | 222701207 | 12/9/2021 | 398 | | 1,604,635.75 |

Run Date: 12/30/2021
 Run Time: 2:44:16PM

Demand Account Activity

Start Date: 7/1/2021 End Date: 12/31/2021

Page: 216
 User: 0

| Jnl. Entry | Ref # | Trx. Date | Ledger | Debit Amount | Credit Amount |
|------------|-----------|------------|--------|----------------|----------------|
| 1927517 | 222701210 | 12/9/2021 | 398 | | 319,138,496.99 |
| 1927953 | 222701114 | 12/10/2021 | 398 | 339,984,041.68 | |
| 1927945 | 222701207 | 12/10/2021 | 398 | 2,271,496.37 | |
| 1928063 | 2215285 | 12/10/2021 | 398 | 15,958.32 | |
| 1927946 | 222701208 | 12/10/2021 | 398 | | 125,006,058.35 |
| 1927949 | 222701211 | 12/10/2021 | 398 | | 2,271,496.37 |
| 1927954 | 222701215 | 12/10/2021 | 398 | | 214,993,941.65 |
| 1928380 | 3981202 | 12/13/2021 | 398 | 314,135,213.63 | |
| 1928376 | 2701204 | 12/13/2021 | 398 | 20,826,711.12 | |
| 1928377 | 2701205 | 12/13/2021 | 398 | 1,023,800.32 | |
| 1928420 | 2215379 | 12/13/2021 | 398 | 4,786.37 | |
| 1928379 | 3981201 | 12/13/2021 | 398 | | 334,966,711.12 |
| 1928381 | 3981203 | 12/13/2021 | 398 | | 1,023,800.32 |
| 1928824 | 3981201 | 12/14/2021 | 398 | 204,999,475.01 | |
| 1928821 | 2701206 | 12/14/2021 | 398 | 19,986,691.68 | |
| 1928935 | 2215574 | 12/14/2021 | 398 | 524.99 | |
| 1928825 | 3981202 | 12/14/2021 | 398 | | 224,986,691.68 |
| 1929413 | 3981202 | 12/15/2021 | 398 | 329,991,884.73 | |
| 1929409 | 2701205 | 12/15/2021 | 398 | 73,260,965.05 | |
| 1929414 | 3981203 | 12/15/2021 | 398 | 4,237,421.40 | |
| 1929473 | 2215704 | 12/15/2021 | 398 | 66,250.00 | |
| 1929415 | 3981204 | 12/15/2021 | 398 | 54,612.92 | |
| 1929474 | 2215705 | 12/15/2021 | 398 | 8,115.27 | |
| 1929411 | 2701206 | 12/15/2021 | 398 | | 54,612.92 |
| 1929412 | 3981201 | 12/15/2021 | 398 | | 407,564,636.45 |
| 1930585 | 2701202 | 12/16/2021 | 398 | 269,767,283.71 | |
| 1930594 | 3981204 | 12/16/2021 | 398 | 254,999,377.79 | |
| 1930591 | 3981201 | 12/16/2021 | 398 | 50,111,085.96 | |
| 1930593 | 3981203 | 12/16/2021 | 398 | 28,921.74 | |
| 1930646 | 2215832 | 12/16/2021 | 398 | 1,914.04 | |
| 1930645 | 2215831 | 12/16/2021 | 398 | 622.21 | |
| 1930584 | 2701201 | 12/16/2021 | 398 | | 50,113,000.00 |
| 1930592 | 3981202 | 12/16/2021 | 398 | | 524,796,205.45 |
| 1931427 | 3981201 | 12/17/2021 | 398 | 587,987,156.68 | |
| 1931469 | 2215989 | 12/17/2021 | 398 | 12,843.32 | |
| 1931426 | 2701205 | 12/17/2021 | 398 | | 133,512,197.79 |
| 1931428 | 3981202 | 12/17/2021 | 398 | | 454,487,802.21 |
| 1931848 | 4301201 | 12/20/2021 | 398 | 239,743,921.62 | |
| 1931843 | 2701204 | 12/20/2021 | 398 | 85,857,704.52 | |
| 1931850 | 4341201 | 12/20/2021 | 398 | 67,429,040.59 | |
| 1931845 | 3901201 | 12/20/2021 | 398 | 1,388,594.86 | |
| 1931917 | 2216172 | 12/20/2021 | 398 | 5,959.41 | |
| 1931918 | 2216173 | 12/20/2021 | 398 | 2,078.38 | |
| 1931846 | 3981201 | 12/20/2021 | 398 | | 326,992,299.38 |
| 1931849 | 3981201 | 12/20/2021 | 398 | | 67,435,000.00 |
| 1932380 | 4301201 | 12/21/2021 | 398 | 462,540,295.90 | |
| 1932409 | 2216248 | 12/21/2021 | 398 | 59,704.10 | |
| 1932378 | 3981201 | 12/21/2021 | 398 | | 126,096,414.47 |
| 1932379 | 3981202 | 12/21/2021 | 398 | | 336,503,585.53 |
| 1932813 | 4301201 | 12/22/2021 | 398 | 440,009,283.32 | |
| 1932809 | 2701206 | 12/22/2021 | 398 | 66,910,301.95 | |
| 1932897 | 2216475 | 12/22/2021 | 398 | 2,716.68 | |
| 1932810 | 3981201 | 12/22/2021 | 398 | | 66,910,301.95 |
| 1932811 | 3981202 | 12/22/2021 | 398 | | 85,076,479.15 |
| 1932812 | 3981203 | 12/22/2021 | 398 | | 354,935,520.85 |
| 1933299 | 222701211 | 12/27/2021 | 398 | 229,992,776.40 | |

Run Date: 12/30/2021
 Run Time: 2:44:16PM

Demand Account Activity

Page: 217
 User: 0

Start Date: 7/1/2021 End Date: 12/31/2021

| Jnl. Entry | Ref # | Trx. Date | Ledger | Debit Amount | Credit Amount | |
|--------------------|-------------------------------|------------|--------|----------------------|--------------------------|--------------------------|
| 1933315 | 222701231 | 12/27/2021 | 398 | 48,154,366.91 | | |
| 1933314 | 222701230 | 12/27/2021 | 398 | 38,061,162.16 | | |
| 1933312 | 222701224 | 12/27/2021 | 398 | 36,925,593.92 | | |
| 1933304 | 222701216 | 12/27/2021 | 398 | 25,022,591.34 | | |
| 1933309 | 222701221 | 12/27/2021 | 398 | 2,152,004.62 | | |
| 1933382 | 2216621 | 12/27/2021 | 398 | 645,416.67 | | |
| 1933296 | 222701207 | 12/27/2021 | 398 | 103,088.60 | | |
| 1933383 | 2216622 | 12/27/2021 | 398 | 60,833.33 | | |
| 1933380 | 2216619 | 12/27/2021 | 398 | 7,223.60 | | |
| 1933381 | 2216620 | 12/27/2021 | 398 | 2,408.66 | | |
| 1933295 | 222701206 | 12/27/2021 | 398 | | 103,088.60 | |
| 1933300 | 222701212 | 12/27/2021 | 398 | | 318,874,617.02 | |
| 1933302 | 222701214 | 12/27/2021 | 398 | | 36,925,593.92 | |
| 1933303 | 222701215 | 12/27/2021 | 398 | | 199,166.67 | |
| 1933305 | 222701217 | 12/27/2021 | 398 | | 25,025,000.00 | |
| 1933840 | 222701236 | 12/28/2021 | 398 | 294,999,336.12 | | |
| 1933733 | 222701206 | 12/28/2021 | 398 | 31,826,467.22 | | |
| 1933845 | 222701241 | 12/28/2021 | 398 | 11,671,474.59 | | |
| 1933734 | 222701205 | 12/28/2021 | 398 | 10,727,830.16 | | |
| 1933771 | 2216716 | 12/28/2021 | 398 | 663.88 | | |
| 1933839 | 222701235 | 12/28/2021 | 398 | | 10,727,830.16 | |
| 1933841 | 222701237 | 12/28/2021 | 398 | | 338,497,941.81 | |
| 1934175 | 222701231 | 12/29/2021 | 398 | 423,489,189.03 | | |
| 1934172 | 222701208 | 12/29/2021 | 398 | 34,617,453.53 | | |
| 1934260 | 2216880 | 12/29/2021 | 398 | 10,810.97 | | |
| 1934174 | 222701230 | 12/29/2021 | 398 | | 458,117,453.53 | |
| 1935414 | 222701234 | 12/30/2021 | 398 | 356,999,180.57 | | |
| 1935491 | 2217055 | 12/30/2021 | 398 | 229,925.00 | | |
| 1935488 | 2217052 | 12/30/2021 | 398 | 4,033.33 | | |
| 1935492 | 2217057 | 12/30/2021 | 398 | 819.43 | | |
| 1935384 | 222701206 | 12/30/2021 | 398 | | 188,072,730.19 | |
| 1935388 | 222701209 | 12/30/2021 | 398 | | 4,033.33 | |
| 1935410 | 222701230 | 12/30/2021 | 398 | | 169,157,194.81 | |
| Totals for: | 398 - BAML-Safekeeping | | | Count: 872 | 45,561,664,791.54 | 45,561,664,791.54 |
| | Grand Total | | | Count: 11,885 | 72,676,257,155.22 | 72,655,334,095.17 |

Fund Transaction by Type

Start Date:12/30/21 End Date:12/30/21

| Fund | Fund Description | Beginning Balance | | Ending Balance |
|----------------|------------------------------------|------------------------|----------------|-----------------------|
| Type | Type Description | Debits | Credits | |
| AGA0000 | General Revenue Allotment | -528,591,305.47 | | |
| AXFR | Advance Transfer | 10,689,000.00 | 0.00 | |
| CTAX | Claims & Taxes | 15,342.40 | 0.00 | |
| DXFR | Transfer (Deduction) | 22,308,495.70 | 0.00 | |
| GDIS | Distribution (General Fund) | 612,181,794.66 | 0.00 | |
| LCRT | General Letter of Cert | 37,158,244.75 | 0.00 | |
| NDXF | Transfer (Non-Distribution) | 3,546,013.54 | 0.00 | |
| RADJ | Receipt Adjustment | 0.00 | 136,915,958.32 | |
| RCPT | Receipt | 0.00 | 28,624,587.01 | |
| RXFR | Transfer (Regular) | 32,897,863.05 | 24,678,034.30 | |
| TELL | Teller | 13,131.00 | 0.00 | |
| | | | | 0.00 |
| ARH0000 | Revenue Holding | -140,776,305.40 | | |
| RADJ | Receipt Adjustment | 141,734,074.96 | 0.00 | |
| RCPT | Receipt | 0.00 | 1,256,316.87 | |
| RXFR | Transfer (Regular) | 366,180.00 | 67,632.69 | |
| | | | | 0.00 |
| ARH0200 | Revenue Holding Premium Tax | -65,795,413.00 | | |
| CTAX | Claims & Taxes | 792,799.00 | 792,799.00 | |
| RXFR | Transfer (Regular) | 2,986,611.00 | 2,986,611.00 | |
| | | | | -65,795,413.00 |
| ARHDSMV | RevHold DSMV (0610) | -2,075,068.57 | | |
| RCPT | Receipt | 0.00 | 5,383,839.41 | |
| RXFR | Transfer (Regular) | 5,413,327.52 | 31,553.91 | |
| TELL | Teller | 1,191.30 | 0.00 | |
| | | | | -2,075,943.07 |
| ASA0000 | Special Revenue Allotment | -225,708,210.05 | | |
| 4LHC | Four Lane Highway Constructio | 30,974,564.71 | 0.00 | |
| DXFR | Transfer (Deduction) | 6,196,910.31 | 0.00 | |
| HDIS | Distribution (Highway Fund) | 51,847,754.48 | 0.00 | |
| HSDIS | Highway Severance Distribution | 6,484,194.45 | 0.00 | |
| SDIS | Distribution (Special Fund) | 138,573,189.74 | 0.00 | |
| SPEC | Special Reversing Entry | 0.00 | 15,789,012.18 | |
| WFDIS | Wholesale FuelTax Distribution | 7,420,608.54 | 0.00 | |
| | | | | 0.00 |
| BAA0000 | Public Health | -11,990,522.51 | | |
| GDIS | Distribution (General Fund) | 0.00 | 9,179,033.44 | |
| RXFR | Transfer (Regular) | 1,673,221.41 | 0.00 | |
| | | | | -19,496,334.54 |
| BAA0100 | Public Health | -37,995,682.50 | | |
| RADJ | Receipt Adjustment | 0.00 | 1,937.50 | |
| RCPT | Receipt | 0.00 | 10,037.55 | |
| RXFR | Transfer (Regular) | 959,239.17 | 589.32 | |
| SDIS | Distribution (Special Fund) | 0.00 | 1,041,754.33 | |
| SPEC | Special Reversing Entry | 11,354.32 | 0.00 | |
| | | | | -38,079,407.71 |
| BAA0200 | Health NonDiscretionary Rev | -21,830,675.59 | | |
| RCPT | Receipt | 0.00 | 84,100.29 | |
| RXFR | Transfer (Regular) | 595,463.80 | 0.00 | |

Fund Transaction by Type

Start Date:12/30/21 End Date:12/30/21

| Fund | Fund Description | Beginning Balance | Ending Balance | |
|----------------|-------------------------------------|-----------------------|----------------|----------------|
| Type | Type Description | Debits | Credits | |
| SDIS | Distribution (Special Fund) | 0.00 | 150,176.09 | |
| | | | | -21,469,488.17 |
| BAA0300 | Trauma System Exp 1386/09 | -6,686,505.41 | | |
| RXFR | Transfer (Regular) | 44,294.60 | 0.00 | |
| WARR | Warrants | 53,231.93 | 0.00 | |
| | | | | -6,588,978.88 |
| BAA0310 | Trauma GR Hold (0645) | -71,595.02 | | |
| RXFR | Transfer (Regular) | 690.63 | 0.00 | |
| | | | | -70,904.39 |
| BAA1200 | Cost Allocation Recon (0645) | -9,919,512.76 | | |
| RXFR | Transfer (Regular) | 43,246.52 | 0.00 | |
| | | | | -9,876,266.24 |
| BAA2000 | Cosmetology Revenue 4/09 | -5,526,793.53 | | |
| RCPT | Receipt | 0.00 | 8,410.00 | |
| RXFR | Transfer (Regular) | 23,910.48 | 0.00 | |
| SDIS | Distribution (Special Fund) | 0.00 | 74,260.83 | |
| SPEC | Special Reversing Entry | 8,410.00 | 0.00 | |
| | | | | -5,577,143.88 |
| BAA2510 | Board of Sanitarians | -96,228.12 | | |
| RXFR | Transfer (Regular) | 3.67 | 0.00 | |
| | | | | -96,224.45 |
| BAA4200 | Medical Marijuana (0645) | -1,037,958.43 | | |
| RXFR | Transfer (Regular) | 14,457.84 | 0.00 | |
| | | | | -1,023,500.59 |
| BAA9000 | PH Salary Alloc Hold (0645) | -2,366,650.05 | | |
| RXFR | Transfer (Regular) | 175,321.29 | 0.00 | |
| | | | | -2,191,328.76 |
| CAA0000 | Univ of AR Fayetteville | 0.00 | | |
| GDIS | Distribution (General Fund) | 0.00 | 21,594,741.64 | |
| | | | | -21,594,741.64 |
| CAA0300 | UAF Law School SR | -229,178.92 | | |
| SDIS | Distribution (Special Fund) | 0.00 | 33,561.02 | |
| | | | | -262,739.94 |
| CAA1300 | UA-Coop Ext 19-5-303(a) | -8,639,755.56 | | |
| SDIS | Distribution (Special Fund) | 0.00 | 5.15 | |
| | | | | -8,639,760.71 |
| CCA0000 | Univ of AR Medical Center | 0.00 | | |
| GDIS | Distribution (General Fund) | 0.00 | 3,926,573.25 | |
| | | | | -3,926,573.25 |
| CCA0100 | UAMS College of Pharmacy | 0.00 | | |
| RXFR | Transfer (Regular) | 0.00 | 1,713.41 | |
| SDIS | Distribution (Special Fund) | 0.00 | 33,893.94 | |
| SPEC | Special Reversing Entry | 1,713.41 | 0.00 | |
| | | | | -33,893.94 |
| CCA0200 | UAMS 4% Mixed Drink Tax SR | 0.00 | | |
| RXFR | Transfer (Regular) | 0.00 | 7,356.37 | |
| SDIS | Distribution (Special Fund) | 0.00 | 471,018.75 | |
| SPEC | Special Reversing Entry | 7,356.37 | 0.00 | |
| | | | | -471,018.75 |
| CEA0000 | Univ of AR Little Rock | -20,257,993.29 | | |

Fund Transaction by Type

Start Date:12/30/21 End Date:12/30/21

| Fund | Fund Description | Beginning Balance | | Ending Balance |
|----------------|------------------------------------|-----------------------|--------------|----------------|
| Type | Type Description | Debits | Credits | |
| GDIS | Distribution (General Fund) | 0.00 | 6,565,026.91 | -26,823,020.20 |
| CEA0100 | UALR Law Sch SR 19-5-303(c) | -229,178.92 | | |
| SDIS | Distribution (Special Fund) | 0.00 | 33,561.02 | -262,739.94 |
| CGA0000 | Univ AR Pine Bluff | -14,546,566.50 | | |
| GDIS | Distribution (General Fund) | 0.00 | 2,843,389.47 | -17,389,955.97 |
| CIA0000 | Univ AR Monticello | -3,586.76 | | |
| GDIS | Distribution (General Fund) | 0.00 | 1,732,738.25 | -1,736,325.01 |
| CKA0000 | AR State Univ Jonesboro | 0.00 | | |
| GDIS | Distribution (General Fund) | 0.00 | 6,475,694.90 | -6,475,694.90 |
| CMA0000 | AR State Univ Beebe | -2,750,317.23 | | |
| GDIS | Distribution (General Fund) | 0.00 | 1,274,686.82 | -4,025,004.05 |
| CMN0000 | AR State Univ Newport | -339,901.00 | | |
| GDIS | Distribution (General Fund) | 0.00 | 676,658.46 | -1,016,559.46 |
| CMS0000 | School for Math/Sci/Arts | -9,269,949.14 | | |
| GDIS | Distribution (General Fund) | 0.00 | 122,908.83 | -9,392,857.97 |
| COA0000 | AR Tech University | -9,650.00 | | |
| GDIS | Distribution (General Fund) | 0.00 | 3,621,736.18 | -3,631,386.18 |
| CQA0000 | Henderson State University | 0.00 | | |
| GDIS | Distribution (General Fund) | 0.00 | 783,407.32 | -783,407.32 |
| CSA0000 | Southern AR University | -1,048,530.07 | | |
| GDIS | Distribution (General Fund) | 0.00 | 1,762,740.95 | -2,811,271.02 |
| CSS0000 | SAU Tech | -544,360.58 | | |
| GDIS | Distribution (General Fund) | 0.00 | 827,336.52 | -1,371,697.10 |
| CTB0000 | Black River Tech College | -640,202.39 | | |
| GDIS | Distribution (General Fund) | 0.00 | 646,691.49 | -1,286,893.88 |
| CTC0000 | Cossatot CC UA | -1,251,628.71 | | |
| GDIS | Distribution (General Fund) | 0.00 | 377,067.63 | -1,628,696.34 |
| CTG0000 | UA Comm College Batesville | -1,589,819.64 | | |
| GDIS | Distribution (General Fund) | 0.00 | 448,021.26 | -2,037,840.90 |
| CTH0000 | ASU Mt Home | -1,478,008.71 | | |
| GDIS | Distribution (General Fund) | 0.00 | 399,600.66 | -1,877,609.37 |
| CTJ0000 | UA CC Morilton | -268,402.04 | | |
| GDIS | Distribution (General Fund) | 0.00 | 549,829.63 | -818,231.67 |

Fund Transaction by Type

Start Date:12/30/21 End Date:12/30/21

| Fund | Fund Description | Beginning Balance | | Ending Balance |
|----------------|-----------------------------------|-----------------------|--------------|-----------------------|
| Type | Type Description | Debits | Credits | |
| CTM0000 | ASU Mid-South 19-5-303(v) | -3,805,199.11 | | |
| GDIS | Distribution (General Fund) | 0.00 | 602,093.37 | |
| SDIS | Distribution (Special Fund) | 0.00 | 1,110.93 | |
| | | | | -4,408,403.41 |
| CTO0000 | Ozarka College | -111,073.66 | | |
| GDIS | Distribution (General Fund) | 0.00 | 330,720.42 | |
| | | | | -441,794.08 |
| CTP0000 | UA Pulaski Tech College | -3,835,722.19 | | |
| GDIS | Distribution (General Fund) | 0.00 | 1,601,247.35 | |
| | | | | -5,436,969.54 |
| CTR0000 | UA Comm College Hope Texar | -1,399,184.84 | | |
| GDIS | Distribution (General Fund) | 0.00 | 507,569.12 | |
| | | | | -1,906,753.96 |
| CTT0000 | Southeast AR College | -2,574.49 | | |
| GDIS | Distribution (General Fund) | 0.00 | 596,263.86 | |
| | | | | -598,838.35 |
| CTW0000 | ASU Three Rivers 19-5-303 | 0.00 | | |
| GDIS | Distribution (General Fund) | 0.00 | 376,507.67 | |
| | | | | -376,507.67 |
| CUA0000 | University of Central AR | 0.00 | | |
| GDIS | Distribution (General Fund) | 0.00 | 5,993,657.55 | |
| | | | | -5,993,657.55 |
| CWA0000 | Northwest AR Comm College | -1,590,278.51 | | |
| GDIS | Distribution (General Fund) | 0.00 | 1,185,864.77 | |
| | | | | -2,776,143.28 |
| CWE0000 | East AR Comm College | -2,425,834.69 | | |
| GDIS | Distribution (General Fund) | 0.00 | 894,311.12 | |
| | | | | -3,320,145.81 |
| CWG0000 | National Park College | -2,157,933.23 | | |
| GDIS | Distribution (General Fund) | 0.00 | 956,943.02 | |
| | | | | -3,114,876.25 |
| CWM0000 | AR Northeastern College | -747,732.96 | | |
| GDIS | Distribution (General Fund) | 0.00 | 939,311.18 | |
| | | | | -1,687,044.14 |
| CWN0000 | North AR College | -3,006,553.51 | | |
| GDIS | Distribution (General Fund) | 0.00 | 846,882.45 | |
| | | | | -3,853,435.96 |
| CWP0000 | Phillips CC UA | -1,499,328.33 | | |
| GDIS | Distribution (General Fund) | 0.00 | 975,059.69 | |
| | | | | -2,474,388.02 |
| CWR0000 | UACC Rich Mountain | -293,228.70 | | |
| GDIS | Distribution (General Fund) | 0.00 | 349,921.97 | |
| | | | | -643,150.67 |
| CWS0000 | South AR Community College | 0.00 | | |
| GDIS | Distribution (General Fund) | 0.00 | 654,431.56 | |
| | | | | -654,431.56 |
| CWW0000 | University of AR Ft Smith | -10,113,506.47 | | |
| GDIS | Distribution (General Fund) | 0.00 | 2,207,187.86 | |
| | | | | -12,320,694.33 |
| DAS0000 | Dept Human Svc Admin | -2,895,793.20 | | |

Fund Transaction by Type

Start Date:12/30/21 End Date:12/30/21

| Fund | Fund Description | Beginning Balance | | Ending Balance |
|----------------|---------------------------------------|-----------------------|----------------|------------------------|
| Type | Type Description | Debits | Credits | |
| GDIS | Distribution (General Fund) | 0.00 | 2,710,069.32 | |
| RXFR | Transfer (Regular) | 685,261.31 | 0.00 | |
| | | | | -4,920,601.21 |
| DBA0000 | DHS Behav Health Svc 19-5-30 | 369,253.38 | | |
| AXFR | Advance Transfer | 0.00 | 2,852,000.00 | |
| GDIS | Distribution (General Fund) | 0.00 | 8,014,523.74 | |
| RXFR | Transfer (Regular) | 1,482,181.29 | 0.00 | |
| | | | | -9,015,089.07 |
| DCC0000 | DHS Childcare/ Ed 19-5-306(12) | -1,500,962.94 | | |
| GDIS | Distribution (General Fund) | 0.00 | 247,454.29 | |
| RXFR | Transfer (Regular) | 95,348.80 | 0.00 | |
| | | | | -1,653,068.43 |
| DCF0000 | DHS Children/Family Svc | -3,928,401.01 | | |
| GDIS | Distribution (General Fund) | 0.00 | 13,696,161.51 | |
| RXFR | Transfer (Regular) | 1,863,382.13 | 0.00 | |
| | | | | -15,761,180.39 |
| DCF2600 | DHS Child/Family Foster Care | -9,417,167.62 | | |
| WARR | Warrants | 4,772.00 | 0.00 | |
| | | | | -9,412,395.62 |
| DCO0000 | DHS County Operations | 19,943.51 | | |
| AXFR | Advance Transfer | 0.00 | 2,361,000.00 | |
| GDIS | Distribution (General Fund) | 0.00 | 2,898,563.50 | |
| RXFR | Transfer (Regular) | 1,340,800.68 | 0.00 | |
| | | | | -3,898,819.31 |
| DEA0000 | DHS Development Disabilities | 39,801.56 | | |
| AXFR | Advance Transfer | 0.00 | 3,163,000.00 | |
| GDIS | Distribution (General Fund) | 0.00 | 3,259,809.67 | |
| RXFR | Transfer (Regular) | 2,122,399.60 | 0.00 | |
| | | | | -4,260,608.51 |
| DEA0100 | DHS DDS State/Federal | -218,714.30 | | |
| RCPT | Receipt | 0.00 | 153.07 | |
| SDIS | Distribution (Special Fund) | 0.00 | 1,628.17 | |
| SPEC | Special Reversing Entry | 153.07 | 0.00 | |
| | | | | -220,342.47 |
| DEM0000 | DHS Medical Services | 319.56 | | |
| AXFR | Advance Transfer | 0.00 | 93,000.00 | |
| GDIS | Distribution (General Fund) | 0.00 | 101,568.56 | |
| RXFR | Transfer (Regular) | 92,688.17 | 35,000.00 | |
| | | | | -136,560.83 |
| DGF0000 | DHS Grants | -50,404,969.39 | | |
| GDIS | Distribution (General Fund) | 0.00 | 149,950,185.06 | |
| RXFR | Transfer (Regular) | 255,846.60 | 0.00 | |
| | | | | -200,099,307.85 |
| DHP1500 | DHS Aging/Adult Svcs Transp | -296,909.40 | | |
| RXFR | Transfer (Regular) | 0.00 | 12,743.47 | |
| SDIS | Distribution (Special Fund) | 0.00 | 183,155.02 | |
| SPEC | Special Reversing Entry | 12,743.47 | 0.00 | |
| | | | | -480,064.42 |
| DPQ0000 | DHS PSQA 19-5-306(13 (0710)) | 1,625.27 | | |
| AXFR | Advance Transfer | 0.00 | 220,000.00 | |
| GDIS | Distribution (General Fund) | 0.00 | 271,637.16 | |

Fund Transaction by Type

Start Date:12/30/21 End Date:12/30/21

| Fund | Fund Description | Beginning Balance | | Ending Balance |
|----------------|--------------------------------------|------------------------|--------------|------------------------|
| Type | Type Description | Debits | Credits | |
| RXFR | Transfer (Regular) | 218,374.73 | 0.00 | |
| | | | | -271,637.16 |
| DYS0000 | DHS Youth Services | -1,547,068.00 | | |
| GDIS | Distribution (General Fund) | 0.00 | 5,583,382.25 | |
| RXFR | Transfer (Regular) | 191,105.36 | 0.00 | |
| | | | | -6,939,344.89 |
| EFP0000 | Educ Facilities Partnership | -153,290,977.08 | | |
| GDIS | Distribution (General Fund) | 0.00 | 4,776,260.34 | |
| | | | | -158,067,237.42 |
| EFT0000 | Pub School Acad Fac/Trans | -37,878.45 | | |
| AXFR | Advance Transfer | 0.00 | 100,000.00 | |
| GDIS | Distribution (General Fund) | 0.00 | 188,559.02 | |
| RXFR | Transfer (Regular) | 74,908.52 | 0.00 | |
| | | | | -251,528.95 |
| EGA0000 | Div Elem &Secondary Ed | 0.00 | | |
| GDIS | Distribution (General Fund) | 0.00 | 1,864,862.77 | |
| RXFR | Transfer (Regular) | 0.00 | 446,032.96 | |
| | | | | -2,310,895.73 |
| EGA1001 | DESE Gen Rev Operation | -6,516,754.22 | | |
| RXFR | Transfer (Regular) | 537,442.88 | 275.00 | |
| WARR | Warrants | 1,274.43 | 0.00 | |
| | | | | -5,978,311.91 |
| EGA3000 | AR Better Chance | -857,383.22 | | |
| RXFR | Transfer (Regular) | 17,855.47 | 0.00 | |
| | | | | -839,527.75 |
| EGB0000 | Div Career & Technical Ed | -4,655.49 | | |
| GDIS | Distribution (General Fund) | 0.00 | 1,084.76 | |
| | | | | -5,740.25 |
| EGB0100 | Div Career & Technical Ed | -2,072,549.37 | | |
| RXFR | Transfer (Regular) | 75,826.88 | 0.00 | |
| WARR | Warrants | 2,863.04 | 0.00 | |
| | | | | -1,993,859.45 |
| EGR0000 | Rehabilitation Services | -2,380.00 | | |
| GDIS | Distribution (General Fund) | 0.00 | 724,148.45 | |
| | | | | -726,528.45 |
| EMA0000 | Educational Television | -1,174.00 | | |
| GDIS | Distribution (General Fund) | 0.00 | 339,629.46 | |
| | | | | -340,803.46 |
| EMA0100 | Educational Television | -291,256.55 | | |
| RXFR | Transfer (Regular) | 174,528.44 | 0.00 | |
| WARR | Warrants | 1,642.95 | 0.00 | |
| | | | | -115,085.16 |
| EMA0200 | Spec Rev Land Comm Dep (05) | -19,343.66 | | |
| RCPT | Receipt | 0.00 | 2.47 | |
| SDIS | Distribution (Special Fund) | 0.00 | 4.45 | |
| SPEC | Special Reversing Entry | 2.47 | 0.00 | |
| | | | | -19,348.11 |
| EPA0000 | State Library | -4,160.00 | | |
| GDIS | Distribution (General Fund) | 0.00 | 216,351.13 | |
| | | | | -220,511.13 |

Fund Transaction by Type

Start Date:12/30/21 End Date:12/30/21

| Fund | Fund Description | Beginning Balance | | | Ending Balance |
|----------------|---------------------------------------|----------------------|--------------|--|----------------------|
| Type | Type Description | Debits | Credits | | |
| EPA0100 | State Library | -319,615.65 | | | |
| RXFR | Transfer (Regular) | 70,919.75 | 0.00 | | |
| | | | | | -248,695.90 |
| ESA0000 | School for the Blind | 0.00 | | | |
| GDIS | Distribution (General Fund) | 0.00 | 812,788.71 | | |
| | | | | | -812,788.71 |
| ESA0100 | School for the Blind | -251,016.98 | | | |
| RXFR | Transfer (Regular) | 178,197.47 | 0.00 | | |
| WARR | Warrants | 330.00 | 0.00 | | |
| | | | | | -72,489.51 |
| ETN0000 | Northwest TI 19-5-304(8)(B) | -99,161.40 | | | |
| GDIS | Distribution (General Fund) | 0.00 | 349,315.08 | | |
| RXFR | Transfer (Regular) | 60,000.00 | 0.00 | | |
| | | | | | -388,476.48 |
| ETN0100 | Northwest TI 19-5-304(8)(B) | -75,816.32 | | | |
| RXFR | Transfer (Regular) | 104,087.99 | 60,000.00 | | |
| WARR | Warrants | 21,500.00 | 0.00 | | |
| | | | | | -10,228.33 |
| ETN1500 | Northwest TI WF 19-5-304(8)(B) | -369,039.98 | | | |
| RXFR | Transfer (Regular) | 6,192.03 | 0.00 | | |
| WARR | Warrants | 500.00 | 0.00 | | |
| | | | | | -362,347.95 |
| ETN2000 | Northwest TI GAE 19-5-304(8)E | -3,058.32 | | | |
| WARR | Warrants | 2,750.00 | 0.00 | | |
| | | | | | -308.32 |
| ETN2700 | Northwest TI ABE 19-5-304(8)E | -11,971.93 | | | |
| WARR | Warrants | 2,750.00 | 0.00 | | |
| | | | | | -9,221.93 |
| EVA0000 | School for the Deaf | 0.00 | | | |
| GDIS | Distribution (General Fund) | 0.00 | 1,181,916.57 | | |
| | | | | | -1,181,916.57 |
| EVA0100 | School for the Deaf | -440,097.25 | | | |
| RXFR | Transfer (Regular) | 273,680.30 | 0.00 | | |
| WARR | Warrants | 878.02 | 0.00 | | |
| | | | | | -165,538.93 |
| FAE0000 | State Apprenticeship Expan 20 | -4,321.29 | | | |
| RXFR | Transfer (Regular) | 2,729.95 | 0.00 | | |
| | | | | | -1,591.34 |
| FAK2000 | ADED CDBG 00 Grant | -3,851,048.30 | | | |
| RCPT | Receipt | 0.00 | 25,671.35 | | |
| RXFR | Transfer (Regular) | 11,234.82 | 0.00 | | |
| WARR | Warrants | 286.72 | 0.00 | | |
| | | | | | -3,865,198.11 |
| FAK2200 | AEDC Storm Recovery Fed (07 | -228,195.52 | | | |
| RXFR | Transfer (Regular) | 1,671.02 | 0.00 | | |
| | | | | | -226,524.50 |
| FAKCARE | AR Ready for Bus-CARES AC1 | -3,040.88 | | | |
| RXFR | Transfer (Regular) | 3,040.88 | 0.00 | | |
| | | | | | 0.00 |
| FAL0300 | AGC Federal Operations | -83,267.59 | | | |

Fund Transaction by Type

Start Date:12/30/21 End Date:12/30/21

| Fund | Fund Description | Beginning Balance | Ending Balance | |
|----------------|--|-----------------------|----------------|---------------|
| Type | Type Description | Debits | Credits | |
| RXFR | Transfer (Regular) | 3,453.32 | 0.00 | -79,814.27 |
| FAL0700 | AGS Data Preserv. and Mappir | -4,278.08 | | |
| RXFR | Transfer (Regular) | 1,458.42 | 0.00 | -2,819.66 |
| FAY0202 | VOCA 2020 Crime Victims (991 | -31,517.86 | | |
| WARR | Warrants | 206.83 | 0.00 | -31,311.03 |
| FAY1100 | CO-OP DISAB INVEST UNIT (0 | -154,972.81 | | |
| RXFR | Transfer (Regular) | 8,734.15 | 10,044.27 | |
| WARR | Warrants | 2,292.24 | 0.00 | -153,990.69 |
| FCG0100 | DWS Workforce Investment Ac | -199,891.52 | | |
| WARR | Warrants | 7,722.74 | 0.00 | -192,168.78 |
| FCL3200 | DNA Backlog 2020 Grant (095 | -18,828.79 | | |
| RXFR | Transfer (Regular) | 15,328.79 | 0.00 | -3,500.00 |
| FCOVD19 | COVID19 CARES Act Hld 19-5- | -2,588,050.70 | | |
| RXFR | Transfer (Regular) | 0.00 | 558,089.54 | -3,146,140.24 |
| FCOVDCC | COVID-19 CARES Cities & Col | -258,703.24 | | |
| RXFR | Transfer (Regular) | 258,703.24 | 0.00 | 0.00 |
| FCOVDEX | COVID-19 CARES Expense | -2,506,819.39 | | |
| RXFR | Transfer (Regular) | 20,290.17 | 1,148.00 | |
| WARR | Warrants | 29,435.00 | 0.00 | -2,458,242.22 |
| FCOVDFE | CARES FEMA Reimbursement | -296,334.75 | | |
| RXFR | Transfer (Regular) | 296,334.75 | 0.00 | 0.00 |
| FCOVDHD | COVID-19 CARES Holding | -11,763,839.13 | | |
| RXFR | Transfer (Regular) | 5,436,514.66 | 261,744.12 | -6,589,068.59 |
| FCP0500 | ADHE Tech Ed Program | -13,566.47 | | |
| RXFR | Transfer (Regular) | 6,479.53 | 0.00 | -7,086.94 |
| FCP1100 | ADHE-Tanf (0700) | -468,001.68 | | |
| RXFR | Transfer (Regular) | 9,538.13 | 14,732.56 | -473,196.11 |
| FCT0100 | FDA Tobacco | -173,736.19 | | |
| RXFR | Transfer (Regular) | 14,214.72 | 0.00 | -159,521.47 |
| FEA0201 | SNAP E&T | -1,588,807.16 | | |
| RXFR | Transfer (Regular) | 5,428.32 | 0.00 | -1,583,378.84 |
| FEA0301 | ABE-Grant-01 | -165,219.04 | | |
| RXFR | Transfer (Regular) | 24,356.95 | 0.00 | -140,862.09 |
| FEA0601 | TANF Grant DWS Adult Educa | -186,206.33 | | |

Fund Transaction by Type

Start Date:12/30/21 End Date:12/30/21

| Fund | Fund Description | Beginning Balance | | Ending Balance |
|----------------|--------------------------------------|----------------------|---------|----------------|
| Type | Type Description | Debits | Credits | |
| RXFR | Transfer (Regular) | 2,697.74 | 0.00 | |
| | | | | -183,508.59 |
| FEC1100 | School for Blind-Federal Oper | -38,224.37 | | |
| RXFR | Transfer (Regular) | 73.44 | 0.00 | |
| | | | | -38,150.93 |
| FEC1400 | School for the Blind GEER 051 | -3,898.49 | | |
| WARR | Warrants | 300.40 | 0.00 | |
| | | | | -3,598.09 |
| FEE0359 | ADE NAEP 03 | -518,148.57 | | |
| RXFR | Transfer (Regular) | 3,228.45 | 0.00 | |
| | | | | -514,920.12 |
| FEE2215 | CHS - 22 | -3,113.36 | | |
| RXFR | Transfer (Regular) | 3,111.59 | 0.00 | |
| | | | | -1.77 |
| FEE2223 | Homeless 2022 | -2,365.64 | | |
| RXFR | Transfer (Regular) | 2,364.29 | 0.00 | |
| | | | | -1.35 |
| FEE2231 | SpecEd 2022 | -1,725,076.82 | | |
| RXFR | Transfer (Regular) | 57,952.40 | 0.00 | |
| | | | | -1,667,124.42 |
| FEE9999 | Federal Com Adm 04 | -225.00 | | |
| RXFR | Transfer (Regular) | 34,801.40 | 0.00 | |
| | | | | 34,576.40 |
| FEL0100 | AR St Library-LSTA | -123,549.51 | | |
| RXFR | Transfer (Regular) | 18,526.43 | 0.00 | |
| | | | | -105,023.08 |
| FEV0100 | Fed Vocational Ed-Oprs | -36,279.12 | | |
| RXFR | Transfer (Regular) | 23,873.68 | 0.00 | |
| WARR | Warrants | 3,600.97 | 0.00 | |
| | | | | -8,804.47 |
| FEW0101 | Fed Vet Approving | -601,429.91 | | |
| RXFR | Transfer (Regular) | 9,500.94 | 0.00 | |
| | | | | -591,928.97 |
| FFA9901 | DFA US Dept Agri Econ Assts | -53,934.51 | | |
| RXFR | Transfer (Regular) | 8,595.71 | 0.00 | |
| | | | | -45,338.80 |
| FHA1001 | Federal Indirect Cost | -3,341,293.55 | | |
| RXFR | Transfer (Regular) | 7,610.95 | 0.00 | |
| | | | | -3,333,682.60 |
| FHB2114 | CN State Admin Expense - 202 | -41,133.59 | | |
| RXFR | Transfer (Regular) | 38,474.47 | 352.75 | |
| WARR | Warrants | 3,011.87 | 0.00 | |
| | | | | 0.00 |
| FHB2119 | CN FFVP - 2021 | -33,719.49 | | |
| WARR | Warrants | 33,719.49 | 0.00 | |
| | | | | 0.00 |
| FHBZZZZ | Child Nutrition Oper (0500) | -5,014.98 | | |
| RXFR | Transfer (Regular) | 352.75 | 0.00 | |
| | | | | -4,662.23 |
| FHH0410 | DAH-NHC Fed Dev (0865) | -273,304.75 | | |

Fund Transaction by Type

Start Date:12/30/21 End Date:12/30/21

| Fund | Fund Description | Beginning Balance | | Ending Balance |
|----------------|--|----------------------|---------|----------------------|
| Type | Type Description | Debits | Credits | |
| RXFR | Transfer (Regular) | 2,133.73 | 0.00 | |
| | | | | -271,171.02 |
| FHH1722 | DAH Arts Council-FedProg-08: | -250,954.42 | | |
| RXFR | Transfer (Regular) | 3,468.47 | 0.00 | |
| | | | | -247,485.95 |
| FHP1522 | FY22 HPP Plan Grant | -136,847.87 | | |
| RXFR | Transfer (Regular) | 30,012.86 | 0.00 | |
| | | | | -106,835.01 |
| FID0500 | SHIIP ACL (0425) | -30,843.86 | | |
| RXFR | Transfer (Regular) | 12,049.30 | 0.00 | |
| WARR | Warrants | 57.66 | 0.00 | |
| | | | | -18,736.90 |
| FIGS000 | DFA IGS Fed Grants | -21,274.01 | | |
| RXFR | Transfer (Regular) | 284.09 | 0.00 | |
| | | | | -20,989.92 |
| FIGS001 | DFA IGS JAG TRUST FUND | -1,718,542.04 | | |
| RXFR | Transfer (Regular) | 3,566.04 | 0.00 | |
| | | | | -1,714,976.00 |
| FIGS004 | Project Safe Neighborhood Ea | -75,270.36 | | |
| WARR | Warrants | 75,269.29 | 0.00 | |
| | | | | -1.07 |
| FIGS005 | Comprehensive Opiod Abuse I | -50,372.24 | | |
| RXFR | Transfer (Regular) | 2,841.21 | 0.00 | |
| WARR | Warrants | 16,389.45 | 0.00 | |
| | | | | -31,141.58 |
| FIGS006 | CoronavirusEmerSupplProg | -4,251,100.13 | | |
| RXFR | Transfer (Regular) | 46,350.19 | 0.00 | |
| WARR | Warrants | 456.00 | 0.00 | |
| | | | | -4,204,293.94 |
| FIT1201 | AR Agri Dept Forestry Nat'I Fir | -319,484.51 | | |
| RXFR | Transfer (Regular) | 5,290.57 | 0.00 | |
| WARR | Warrants | 1,000.00 | 0.00 | |
| | | | | -313,193.94 |
| FJD0300 | Jud Dept Fed-1JS AV Mediatio | -10,875.20 | | |
| RXFR | Transfer (Regular) | 1,789.46 | 0.00 | |
| | | | | -9,085.74 |
| FJD0600 | Jud Dept Fed Trng Research | -35,575.57 | | |
| WARR | Warrants | 139.24 | 0.00 | |
| | | | | -35,436.33 |
| FKA1906 | HSPG 19 (0995) | -197,083.94 | | |
| RXFR | Transfer (Regular) | 22,185.57 | 0.00 | |
| | | | | -174,898.37 |
| FKA1908 | PDM19 (0995) | -13,665.79 | | |
| RXFR | Transfer (Regular) | 4,661.47 | 0.00 | |
| | | | | -9,004.32 |
| FKA2003 | HMEP 19 T&P (0995) | 7,611.01 | | |
| RXFR | Transfer (Regular) | 2,683.78 | 0.00 | |
| | | | | 10,294.79 |
| FKA2006 | ODP 20 HSGP (0995) | -241,022.11 | | |
| RXFR | Transfer (Regular) | 983.63 | 0.00 | |

Fund Transaction by Type

Start Date:12/30/21 End Date:12/30/21

| Fund | Fund Description | Beginning Balance | | Ending Balance |
|----------------|---------------------------------------|---------------------|-----------|---------------------|
| Type | Type Description | Debits | Credits | |
| WARR | Warrants | 535.85 | 0.00 | |
| | | | | -239,502.63 |
| FKA2010 | EMPG Soft 20 (0995) | -7,844.44 | | |
| RXFR | Transfer (Regular) | 265.05 | 0.00 | |
| | | | | -7,579.39 |
| FKM5000 | DEV DIS COUNCIL-FED (0610) | -15,116.33 | | |
| RXFR | Transfer (Regular) | 9,730.16 | 0.00 | |
| WARR | Warrants | 96.00 | 0.00 | |
| | | | | -5,290.17 |
| FLA1261 | BOMB 19 | -366.13 | | |
| RXFR | Transfer (Regular) | 0.00 | 17,193.87 | |
| | | | | -17,560.00 |
| FLA8502 | ICAC 19 | -1,040.35 | | |
| WARR | Warrants | 637.24 | 0.00 | |
| | | | | -403.11 |
| FMD1101 | 1975 Disaster Relief (0995) | -43,688.49 | | |
| RXFR | Transfer (Regular) | 1,710.00 | 0.00 | |
| | | | | -41,978.49 |
| FMD1902 | 4441 Disaster Relief Haz Mitig | -2,259.73 | | |
| RXFR | Transfer (Regular) | 418.80 | 0.00 | |
| | | | | -1,840.93 |
| FMD2002 | 4460 DR PA | -427.71 | | |
| RXFR | Transfer (Regular) | 218.07 | 0.00 | |
| | | | | -209.64 |
| FMD2008 | 4556 DR PA (0995) | -291.06 | | |
| RXFR | Transfer (Regular) | 179.96 | 0.00 | |
| | | | | -111.10 |
| FMF0300 | Fed-275 Trng Site | 3,503,888.13 | | |
| RXFR | Transfer (Regular) | 0.00 | 1.72 | |
| WARR | Warrants | 3,781.36 | 0.00 | |
| | | | | 3,507,667.77 |
| FMF0700 | Fed-270 Trng Site | 2,292,460.82 | | |
| RXFR | Transfer (Regular) | 534,548.13 | 0.00 | |
| | | | | 2,827,008.95 |
| FMF2200 | Fed-Ft Chaffee Salary | 936,059.73 | | |
| RXFR | Transfer (Regular) | 159,777.82 | 0.00 | |
| | | | | 1,095,837.55 |
| FMF2300 | Fed-Ft Chaffee Exp | 2,753,314.97 | | |
| WARR | Warrants | 582.50 | 0.00 | |
| | | | | 2,753,897.47 |
| FNA2300 | DOL OSHA Fed Grant 03 | -146,456.81 | | |
| RXFR | Transfer (Regular) | 25,916.81 | 0.00 | |
| WARR | Warrants | 20,507.21 | 0.00 | |
| | | | | -100,032.79 |
| FNA3300 | ADL MSHA Fed 03 | -8,153.95 | | |
| RXFR | Transfer (Regular) | 1,904.21 | 0.00 | |
| | | | | -6,249.74 |
| FNA4300 | ADL BLS Fed 03 | -54,286.11 | | |
| RXFR | Transfer (Regular) | 3,262.31 | 0.00 | |
| | | | | -51,023.80 |

Fund Transaction by Type

Start Date:12/30/21 End Date:12/30/21

| Fund | Fund Description | Beginning Balance | Ending Balance | |
|----------------|--------------------------------------|----------------------|----------------|----------------------|
| Type | Type Description | Debits | Credits | |
| FRP7131 | ARP DCCECE Child Stabiliz Gr | -3,763,750.00 | | |
| WARR | Warrants | 67,000.00 | 0.00 | |
| | | | | -3,696,750.00 |
| FRP7132 | ARP DCCECE Child Care Supp | -119,518.00 | | |
| RCPT | Receipt | 0.00 | 489,695.47 | |
| RXFR | Transfer (Regular) | 3,181.47 | 0.00 | |
| WARR | Warrants | 482,674.00 | 0.00 | |
| | | | | -123,358.00 |
| FSA1720 | National Digital Newspaper Pr | -4,243.00 | | |
| RXFR | Transfer (Regular) | 3,242.97 | 0.00 | |
| | | | | -1,000.03 |
| FSC1000 | NRCS CONV TECH ASST (045) | -12,537.59 | | |
| RXFR | Transfer (Regular) | 5,416.45 | 0.00 | |
| | | | | -7,121.14 |
| FSC1700 | SW-Non Point Grnts Ind-(455) | -577,763.77 | | |
| RXFR | Transfer (Regular) | 6,641.67 | 0.00 | |
| | | | | -571,122.10 |
| FSC3020 | ANRC FEMACAPPSEE-20 | -640,530.87 | | |
| RXFR | Transfer (Regular) | 5,629.11 | 0.00 | |
| | | | | -634,901.76 |
| FSC5M00 | Clean Water Grant FY10 (0455) | -181,796.93 | | |
| RXFR | Transfer (Regular) | 24,013.34 | 0.00 | |
| | | | | -157,783.59 |
| FSD0100 | Dis Determination-Oprs | -2,431,803.52 | | |
| RXFR | Transfer (Regular) | 10,044.27 | 0.00 | |
| WARR | Warrants | 147,511.30 | 0.00 | |
| | | | | -2,274,247.95 |
| FSP0200 | CESF Phase 2 DPS FY22 (991) | 0.00 | | |
| RXFR | Transfer (Regular) | 0.00 | 44,200.00 | |
| | | | | -44,200.00 |
| FSPCAR1 | CARES Crime Vicims ReparFY | -15,550.00 | | |
| RXFR | Transfer (Regular) | 0.00 | 72,825.51 | |
| | | | | -88,375.51 |
| FSPCAR2 | CARES ASP Regulatory FY22 | -493,751.00 | | |
| RXFR | Transfer (Regular) | 0.00 | 103,248.47 | |
| | | | | -596,999.47 |
| FST0202 | AEDC Mfg Extension Partners | -115,915.89 | | |
| RXFR | Transfer (Regular) | 13,440.25 | 0.00 | |
| | | | | -102,475.64 |
| FST0800 | EPSCOR RII-Track-I Dart | -82,759.72 | | |
| RXFR | Transfer (Regular) | 3,104.59 | 0.00 | |
| | | | | -79,655.13 |
| FST0801 | EPSCOR RIITrack-I-DART Ind I | -43,320.00 | | |
| RXFR | Transfer (Regular) | 7,365.15 | 0.00 | |
| | | | | -35,954.85 |
| FTN7300 | Northwest TI-Fed ABE | -50,863.75 | | |
| RXFR | Transfer (Regular) | 7,489.05 | 0.00 | |
| WARR | Warrants | 500.00 | 0.00 | |
| | | | | -42,874.70 |
| FTS0100 | CARES Cybersecurity/DCO Pr | -824,111.46 | | |

Fund Transaction by Type

Start Date:12/30/21 End Date:12/30/21

| Fund | Fund Description | Beginning Balance | | Ending Balance |
|----------------|------------------------------------|------------------------|--------------|------------------------|
| Type | Type Description | Debits | Credits | |
| RXFR | Transfer (Regular) | 0.00 | 228.90 | |
| WARR | Warrants | 150,259.80 | 0.00 | |
| | | | | -674,080.56 |
| FVD0000 | Victimes Justice Assistance | -532,069.27 | | |
| RXFR | Transfer (Regular) | 17,560.82 | 0.00 | |
| WARR | Warrants | 488,477.07 | 0.00 | |
| | | | | -26,031.38 |
| FWF0000 | Dept of Human Svcs-Federal | -60,169,037.40 | | |
| RCPT | Receipt | 0.00 | 1,078,709.00 | |
| RXFR | Transfer (Regular) | 16,044.58 | 0.00 | |
| | | | | -61,231,701.82 |
| FWF0100 | Dept Of Human Svcs-Hldg Acc | -23,941,575.75 | | |
| RCPT | Receipt | 0.00 | 17,080.15 | |
| | | | | -23,958,655.90 |
| FWF3000 | DHS-DCCECE-Sp Nutrition Prq | -699,349.29 | | |
| RCPT | Receipt | 0.00 | 2,000.00 | |
| | | | | -701,349.29 |
| FWF4500 | Emerg Rental Assist CARES 2 | -102,267,033.92 | | |
| RXFR | Transfer (Regular) | 5,060.32 | 0.00 | |
| | | | | -102,261,973.60 |
| FWF5000 | DHS CARES Act COVID-19 (07 | -75,064.78 | | |
| RCPT | Receipt | 0.00 | 50,871.85 | |
| | | | | -125,936.63 |
| FWF6900 | DHS-DCCECE-Childhood Garar | -416,687.70 | | |
| RCPT | Receipt | 0.00 | 391,166.18 | |
| WARR | Warrants | 387,816.32 | 0.00 | |
| | | | | -420,037.56 |
| FYP0000 | Dept of Envir Quality-Fed | -1,854,470.32 | | |
| RXFR | Transfer (Regular) | 225,322.77 | 0.00 | |
| WARR | Warrants | 885.52 | 0.00 | |
| | | | | -1,628,262.03 |
| FYP0300 | DEQ Sep Federal Plan (930) | -551,030.31 | | |
| RXFR | Transfer (Regular) | 6,265.68 | 0.00 | |
| | | | | -544,764.63 |
| FYP0500 | Low Inc Home Eng Asst | -7,955,870.58 | | |
| RXFR | Transfer (Regular) | 33,881.44 | 0.00 | |
| | | | | -7,921,989.14 |
| HAD0000 | Dept of Agriculture | 92.30 | | |
| AXFR | Advance Transfer | 0.00 | 100,000.00 | |
| GDIS | Distribution (General Fund) | 0.00 | 1,235,837.30 | |
| RXFR | Transfer (Regular) | 30,000.00 | 0.00 | |
| | | | | -1,305,745.00 |
| HAD0100 | Dept of Agriculture ALPC | -122,845.27 | | |
| RXFR | Transfer (Regular) | 112,458.79 | 0.00 | |
| | | | | -10,386.48 |
| HAD0200 | Dept of Agriculture AFC | -271,085.63 | | |
| RXFR | Transfer (Regular) | 236,042.92 | 30,000.00 | |
| WARR | Warrants | 2,093.05 | 0.00 | |
| | | | | -62,949.66 |
| HAD0300 | Dept of Agriculture PB | -81,609.16 | | |

Fund Transaction by Type

Start Date:12/30/21 End Date:12/30/21

| Fund | Fund Description | Beginning Balance | Ending Balance |
|----------------|---------------------------------------|-----------------------|-----------------------|
| Type | Type Description | Debits | Credits |
| RXFR | Transfer (Regular) | 68,678.90 | 0.00 |
| | | | -12,930.26 |
| HAD0400 | Dept of Agriculture Sec Office | -3,655.72 | |
| RXFR | Transfer (Regular) | 33,636.02 | 30,000.00 |
| | | | -19.70 |
| HBS0000 | Services for Blind | -431,101.65 | |
| GDIS | Distribution (General Fund) | 0.00 | 216,663.70 |
| RXFR | Transfer (Regular) | 111,958.53 | 0.00 |
| | | | -535,806.82 |
| HCA0000 | DOC Inmate Care/Custody | -107,573.00 | |
| GDIS | Distribution (General Fund) | 0.00 | 40,180,289.43 |
| | | | -40,287,862.43 |
| HCA0100 | DOC Inmate Care/Custody | -23,008,439.83 | |
| RXFR | Transfer (Regular) | 6,384,970.43 | 0.00 |
| WARR | Warrants | 70,778.56 | 0.00 |
| | | | -16,552,690.84 |
| HCP0000 | Div Community Correction | -187,393.00 | |
| GDIS | Distribution (General Fund) | 0.00 | 5,769,987.88 |
| | | | -5,957,380.88 |
| HCP0100 | Div Community Correction | -4,107,695.40 | |
| RXFR | Transfer (Regular) | 2,489,255.98 | 13,139.05 |
| WARR | Warrants | 30,181.39 | 0.00 |
| | | | -1,601,397.08 |
| HCP485F | Dept Community Corr 19-5-30: | -1,835.63 | |
| RXFR | Transfer (Regular) | 0.00 | 1,020.68 |
| | | | -2,856.31 |
| HEG0000 | Higher Education Grants | -15,219,102.39 | |
| GDIS | Distribution (General Fund) | 0.00 | 4,341,190.80 |
| | | | -19,560,293.19 |
| HEG7022 | HE Teacher Retraining | -37,886.86 | |
| WARR | Warrants | 2,751.64 | 0.00 |
| | | | -35,135.22 |
| HEG7024 | HE National Guard Tuition | -16,195.99 | |
| WARR | Warrants | 15,223.38 | 0.00 |
| | | | -972.61 |
| HEG7047 | Scholarship Adm 1116/09 | -459,187.22 | |
| RXFR | Transfer (Regular) | 17,806.23 | 0.00 |
| | | | -441,380.99 |
| HEG7048 | ADHE-State Teacher ED (0700) | -19,642.74 | |
| WARR | Warrants | 3,000.00 | 0.00 |
| | | | -16,642.74 |
| HGA0000 | Parks & Tourism | -351,065.28 | |
| AXFR | Advance Transfer | 0.00 | 200,000.00 |
| GDIS | Distribution (General Fund) | 0.00 | 2,153,906.31 |
| RXFR | Transfer (Regular) | 550,000.00 | 0.00 |
| | | | -2,154,971.59 |
| HGA0100 | Parks & Tourism | -7,565.95 | |
| RXFR | Transfer (Regular) | 514,442.08 | 550,000.00 |
| | | | -43,123.87 |
| HMA0000 | Dept Environmental Quality | -924,498.55 | |

Fund Transaction by Type

Start Date:12/30/21 End Date:12/30/21

| Fund | Fund Description | Beginning Balance | | Ending Balance |
|----------------|---------------------------------------|----------------------|--------------|----------------------|
| Type | Type Description | Debits | Credits | |
| GDIS | Distribution (General Fund) | 0.00 | 439,272.36 | |
| RXFR | Transfer (Regular) | 100,000.00 | 0.00 | |
| | | | | -1,263,770.91 |
| HMA0100 | Div Environmental Quality | -21,492.68 | | |
| RXFR | Transfer (Regular) | 74,426.40 | 100,000.00 | |
| WARR | Warrants | 55.06 | 0.00 | |
| | | | | -47,011.22 |
| HMA0200 | Div Environ Qual Oil & Gas | -1,103,199.38 | | |
| RXFR | Transfer (Regular) | 2,380.47 | 0.00 | |
| | | | | -1,100,818.91 |
| HMD0000 | Dept of Military | -1,000.00 | | |
| GDIS | Distribution (General Fund) | 0.00 | 806,709.59 | |
| RXFR | Transfer (Regular) | 1,000.00 | 0.00 | |
| | | | | -806,709.59 |
| HMD0100 | Dept of Military | -269,162.41 | | |
| RXFR | Transfer (Regular) | 107,266.69 | 0.00 | |
| WARR | Warrants | 6,100.88 | 0.00 | |
| | | | | -155,794.84 |
| HMD0101 | Dept of Military | -8,869.83 | | |
| RXFR | Transfer (Regular) | 8,588.22 | 1,000.00 | |
| | | | | -1,281.61 |
| HMD0300 | Dept of Military YCP | -97,696.32 | | |
| RXFR | Transfer (Regular) | 18,818.15 | 0.00 | |
| | | | | -78,878.17 |
| HMD0400 | Dept of Military NG Callup | -19,143.50 | | |
| RXFR | Transfer (Regular) | 2,669.82 | 0.00 | |
| | | | | -16,473.68 |
| HOA0000 | Dept Economic Development | -1,686,271.30 | | |
| GDIS | Distribution (General Fund) | 0.00 | 1,654,868.98 | |
| | | | | -3,341,140.28 |
| HOA0100 | Dept Economic Development | -241,881.14 | | |
| RXFR | Transfer (Regular) | 122,283.99 | 0.00 | |
| WARR | Warrants | 3,637.81 | 0.00 | |
| | | | | -115,959.34 |
| HOA0103 | Rural Services Div | -94,502.30 | | |
| RXFR | Transfer (Regular) | 3,467.13 | 0.00 | |
| | | | | -91,035.17 |
| HOA0104 | Sci Tech Operations | -1,069,756.39 | | |
| RXFR | Transfer (Regular) | 5,856.60 | 0.00 | |
| | | | | -1,063,899.79 |
| HOACARE | Rural Broadband Admin-CARE | -99,782.12 | | |
| RXFR | Transfer (Regular) | 1,532.63 | 0.00 | |
| | | | | -98,249.49 |
| HQA0000 | Higher Education | -4,500.00 | | |
| GDIS | Distribution (General Fund) | 0.00 | 1,008,440.81 | |
| | | | | -1,012,940.81 |
| HQA0100 | Higher Education | -3,952,475.09 | | |
| RXFR | Transfer (Regular) | 73,671.38 | 0.00 | |
| | | | | -3,878,803.71 |
| HQA0300 | HE Recruitment Coordinator | -40,165.94 | | |

Fund Transaction by Type

Start Date:12/30/21 End Date:12/30/21

| Fund | Fund Description | Beginning Balance | | Ending Balance |
|----------------|---------------------------------------|-----------------------|---------------|-----------------------|
| Type | Type Description | Debits | Credits | |
| RXFR | Transfer (Regular) | 2,498.11 | 0.00 | |
| | | | | -37,667.83 |
| HQA7500 | HE AmeriCorp Oper | -48,312.18 | | |
| RXFR | Transfer (Regular) | 12,931.13 | 0.00 | |
| | | | | -35,381.05 |
| HRA0000 | Div AR Heritage | -45,197.90 | | |
| AXFR | Advance Transfer | 0.00 | 100,000.00 | |
| GDIS | Distribution (General Fund) | 0.00 | 536,300.43 | |
| RXFR | Transfer (Regular) | 145,000.00 | 0.00 | |
| | | | | -536,498.33 |
| HRA0101 | DAH Central | -45,809.73 | | |
| RXFR | Transfer (Regular) | 155,261.76 | 145,000.00 | |
| | | | | -35,547.97 |
| HRA0430 | DAH-NHC Gas Royal (0865) | -107,769.82 | | |
| SDIS | Distribution (Special Fund) | 0.00 | 19,619.89 | |
| | | | | -127,389.71 |
| HRA0910 | DAH Mosaic Templars (0865) | -98,892.80 | | |
| RXFR | Transfer (Regular) | 23.05 | 0.00 | |
| | | | | -98,869.75 |
| HSA0000 | Dept of Labor & Licensing | 0.00 | | |
| GDIS | Distribution (General Fund) | 0.00 | 357,123.76 | |
| | | | | -357,123.76 |
| HSA0100 | Dept of Labor & Licensing | -105,571.60 | | |
| RXFR | Transfer (Regular) | 58,175.91 | 0.00 | |
| WARR | Warrants | 900.56 | 0.00 | |
| | | | | -46,495.13 |
| HSC0000 | State Central Services | -17,666,076.50 | | |
| CTAX | Claims & Taxes | 23.39 | 0.00 | |
| DXFR | Transfer (Deduction) | 0.00 | 19,310,113.75 | |
| RXFR | Transfer (Regular) | 6,500,000.00 | 4,604.97 | |
| SDIS | Distribution (Special Fund) | 0.00 | 1,097,434.03 | |
| SPEC | Special Reversing Entry | 2,481.93 | 0.00 | |
| | | | | -31,575,723.93 |
| HSC0200 | State Central Services House | -259,271.23 | | |
| RXFR | Transfer (Regular) | 93,940.11 | 0.00 | |
| | | | | -165,331.12 |
| HSC0500 | State Central Svcs Senate | -280,513.85 | | |
| RXFR | Transfer (Regular) | 52,888.78 | 0.00 | |
| WARR | Warrants | 1,657.37 | 0.00 | |
| | | | | -225,967.70 |
| HSC0900 | St Cent Serv-Legislative Audit | -2,604,520.16 | | |
| RXFR | Transfer (Regular) | 1,111,753.16 | 0.00 | |
| WARR | Warrants | 12,352.53 | 0.00 | |
| | | | | -1,480,414.47 |
| HSC1100 | State Central Svcs Leg Council | -357,594.80 | | |
| RXFR | Transfer (Regular) | 440,583.81 | 500,000.00 | |
| WARR | Warrants | 1,025.88 | 0.00 | |
| | | | | -415,985.11 |
| HSC1400 | State Ctl Svc Gov Mansion Co | -211,357.67 | | |
| RXFR | Transfer (Regular) | 26,698.95 | 0.00 | |

Fund Transaction by Type

Start Date:12/30/21

End Date:12/30/21

| Fund | Fund Description | Beginning Balance | | Ending Balance |
|----------------|---------------------------------------|----------------------|--------------|----------------------|
| Type | Type Description | Debits | Credits | |
| WARR | Warrants | 14,616.18 | 0.00 | |
| | | | | -170,042.54 |
| HSC1800 | State Central Svcs Appeals | -401,519.99 | | |
| RCPT | Receipt | 0.00 | 402.84 | |
| RXFR | Transfer (Regular) | 178,395.21 | 0.00 | |
| WARR | Warrants | 1,576.34 | 0.00 | |
| | | | | -221,951.28 |
| HSC2300 | AOC Judicial | -292,084.72 | | |
| RXFR | Transfer (Regular) | 310,051.45 | 2,054,736.00 | |
| WARR | Warrants | 4,110.90 | 0.00 | |
| | | | | -2,032,658.37 |
| HSC2800 | Prosecuting Coordinator | -163,868.68 | | |
| RXFR | Transfer (Regular) | 43,271.64 | 0.00 | |
| | | | | -120,597.04 |
| HSC3001 | DFA Revenue Division Operati | -1,231,007.01 | | |
| RCPT | Receipt | 0.00 | 961.06 | |
| RXFR | Transfer (Regular) | 2,543,785.82 | 3,126,679.97 | |
| SDIS | Distribution (Special Fund) | 0.00 | 528,233.92 | |
| SPEC | Special Reversing Entry | 37,767.79 | 0.00 | |
| WARR | Warrants | 33,859.92 | 0.00 | |
| | | | | -2,271,468.43 |
| HSC3200 | AR Supreme Court | -182,698.30 | | |
| RXFR | Transfer (Regular) | 165,888.32 | 200,000.00 | |
| WARR | Warrants | 3,993.60 | 0.00 | |
| | | | | -212,816.38 |
| HSC3400 | St Centl Serv-Gov Office-(034) | -198,785.41 | | |
| RXFR | Transfer (Regular) | 158,744.22 | 200,000.00 | |
| WARR | Warrants | 7,580.59 | 0.00 | |
| | | | | -232,460.60 |
| HSC3600 | Claims Commission | -52,005.42 | | |
| RXFR | Transfer (Regular) | 16,835.37 | 0.00 | |
| WARR | Warrants | 643.81 | 0.00 | |
| | | | | -34,526.24 |
| HSC3701 | PDC Trial Officers | -840,965.44 | | |
| RXFR | Transfer (Regular) | 764,778.88 | 500,000.00 | |
| | | | | -576,186.56 |
| HSC3702 | PDC User Fees | -3,612,380.39 | | |
| RXFR | Transfer (Regular) | 64,234.48 | 0.00 | |
| SDIS | Distribution (Special Fund) | 0.00 | 285.85 | |
| WARR | Warrants | 7,970.90 | 0.00 | |
| | | | | -3,540,460.86 |
| HSC3704 | PDC Administration | -160,073.01 | | |
| RXFR | Transfer (Regular) | 70,429.01 | 100,000.00 | |
| WARR | Warrants | 3,485.00 | 0.00 | |
| | | | | -186,159.00 |
| HSC3705 | PDC Juvenile Omnibudsmen | -141,401.05 | | |
| RXFR | Transfer (Regular) | 2,282.39 | 0.00 | |
| | | | | -139,118.66 |
| HSC3766 | CPC Office | -96,905.86 | | |
| RXFR | Transfer (Regular) | 31,635.56 | 0.00 | |

Fund Transaction by Type

Start Date:12/30/21 End Date:12/30/21

| Fund | Fund Description | Beginning Balance | | Ending Balance |
|----------------|-------------------------------------|----------------------|--------------|----------------------|
| Type | Type Description | Debits | Credits | |
| | | | | -65,270.30 |
| HSC5100 | Lt Governors Office | -43,363.12 | | |
| WARR | Warrants | 7,429.44 | 0.00 | |
| | | | | -35,933.68 |
| HSC5300 | Attorney General | -580,485.84 | | |
| RXFR | Transfer (Regular) | 496,368.67 | 500,000.00 | |
| WARR | Warrants | 324.89 | 0.00 | |
| | | | | -583,792.28 |
| HSC5900 | Auditor of the State | -1,513,600.95 | | |
| WARR | Warrants | 1,019,627.09 | 0.00 | |
| | | | | -493,973.86 |
| HSC6101 | St Cent Serv-DFA Adm Svcs-(6 | -704,942.80 | | |
| RXFR | Transfer (Regular) | 560,964.56 | 1,000,000.00 | |
| WARR | Warrants | 2,904.21 | 0.00 | |
| | | | | -1,141,074.03 |
| HSC6102 | DFA Management Services IT | -720,720.49 | | |
| WARR | Warrants | 3,361.82 | 0.00 | |
| | | | | -717,358.67 |
| HSC6110 | DFA Secretary Office | -251,649.91 | | |
| RXFR | Transfer (Regular) | 90,273.66 | 0.00 | |
| WARR | Warrants | 1,267.92 | 0.00 | |
| | | | | -160,108.33 |
| HSC6300 | Secretary of the State | -1,466,323.67 | | |
| WARR | Warrants | 413,669.05 | 0.00 | |
| | | | | -1,052,654.62 |
| HSC6900 | Treasurer of the State | -575,370.19 | | |
| RXFR | Transfer (Regular) | 112,289.71 | 0.00 | |
| WARR | Warrants | 212.03 | 0.00 | |
| | | | | -462,868.45 |
| HSC9090 | Internal Audit Oper | -132,150.23 | | |
| RXFR | Transfer (Regular) | 26,089.76 | 0.00 | |
| | | | | -106,060.47 |
| HSC9145 | Statewide SS-OPM OSP EBD C | -178,898.86 | | |
| RXFR | Transfer (Regular) | 82,314.00 | 0.00 | |
| WARR | Warrants | 211.39 | 0.00 | |
| | | | | -96,373.47 |
| HSC9146 | Statewide SS-OPM OSP EBD C | -127,369.70 | | |
| RXFR | Transfer (Regular) | 90,158.37 | 0.00 | |
| | | | | -37,211.33 |
| HSC9147 | Statewide SS-EBD Oper 19-5-2 | -190,556.94 | | |
| RXFR | Transfer (Regular) | 51,741.02 | 0.00 | |
| | | | | -138,815.92 |
| HSC9903 | Criminal Det Fac Rev | -41,782.57 | | |
| RXFR | Transfer (Regular) | 4,527.45 | 0.00 | |
| | | | | -37,255.12 |
| HSC9914 | T/SS Operations | -129,671.92 | | |
| RXFR | Transfer (Regular) | 65,534.90 | 0.00 | |
| WARR | Warrants | 4,458.40 | 0.00 | |
| | | | | -59,678.62 |
| HTD0100 | Tax Division Fund-Oper | -1,641,126.72 | | |

Fund Transaction by Type

Start Date:12/30/21 End Date:12/30/21

| Fund | Fund Description | Beginning Balance | Ending Balance | |
|----------------|--------------------------------------|-----------------------|----------------|----------------|
| Type | Type Description | Debits | Credits | |
| RXFR | Transfer (Regular) | 31,115.13 | 0.00 | |
| | | | | -1,610,011.59 |
| HUA0000 | Miscellaneous Agencies | -12,208,597.91 | | |
| GDIS | Distribution (General Fund) | 0.00 | 7,960,864.45 | |
| RXFR | Transfer (Regular) | 1,325,154.40 | 0.00 | |
| | | | | -18,844,307.96 |
| HUA0112 | Prostate Cancer Foundation | 0.00 | | |
| RXFR | Transfer (Regular) | 0.00 | 535.44 | |
| SDIS | Distribution (Special Fund) | 0.00 | 10,856.00 | |
| SPEC | Special Reversing Entry | 535.44 | 0.00 | |
| | | | | -10,856.00 |
| HUA0130 | UAMS Child A/R/DV | 0.00 | | |
| RXFR | Transfer (Regular) | 0.00 | 10,132.28 | |
| | | | | -10,132.28 |
| HUA0131 | UAMS Child Welfare Restruct | 0.00 | | |
| RXFR | Transfer (Regular) | 0.00 | 22.12 | |
| | | | | -22.12 |
| HUA0300 | Disabled Veteran's Operations | -2,071.76 | | |
| RXFR | Transfer (Regular) | 1,218.77 | 0.00 | |
| | | | | -852.99 |
| HUA0400 | Veterans Child Welfare-Oprs-(| -9,382.08 | | |
| RXFR | Transfer (Regular) | 4,069.80 | 0.00 | |
| | | | | -5,312.28 |
| HUA0501 | War Memorial GR (0900) | -23,216.63 | | |
| RXFR | Transfer (Regular) | 9,421.59 | 0.00 | |
| | | | | -13,795.04 |
| HUA0600 | Waterways Commission Oper: | -2,527.76 | | |
| RXFR | Transfer (Regular) | 7,573.15 | 21,000.00 | |
| | | | | -15,954.61 |
| HUA0900 | Elec Comm-Oprs-(232) | -20,300.78 | | |
| RXFR | Transfer (Regular) | 18,750.83 | 100,000.00 | |
| | | | | -101,549.95 |
| HUA1100 | Spinal Cord Commission | -95,324.66 | | |
| RXFR | Transfer (Regular) | 45,150.41 | 0.00 | |
| WARR | Warrants | 390.00 | 0.00 | |
| | | | | -49,784.25 |
| HUA1800 | Martin Luther King-Gr-Oprs-(3 | -15,155.07 | | |
| RXFR | Transfer (Regular) | 9,656.02 | 0.00 | |
| | | | | -5,499.05 |
| HUA1900 | Minority Health Operating | -2,310.64 | | |
| RXFR | Transfer (Regular) | 7,958.91 | 18,000.00 | |
| | | | | -12,351.73 |
| HUA2201 | DVA Veterans Services | -13,380.45 | | |
| RXFR | Transfer (Regular) | 10,161.71 | 0.00 | |
| WARR | Warrants | 293.78 | 0.00 | |
| | | | | -2,924.96 |
| HUA2203 | DVA Veterans Cemetery | -8,163.52 | | |
| RXFR | Transfer (Regular) | 23,926.78 | 25,000.00 | |
| | | | | -9,236.74 |
| HUA2206 | Veteran Service Officer Div | -14,222.31 | | |

Fund Transaction by Type

Start Date:12/30/21

End Date:12/30/21

| Fund | Fund Description | Beginning Balance | | Ending Balance |
|----------------|--|--------------------|------------|--------------------|
| Type | Type Description | Debits | Credits | |
| RXFR | Transfer (Regular) | 30,613.37 | 25,000.00 | |
| WARR | Warrants | 1,397.92 | 0.00 | |
| | | | | -7,211.02 |
| HUA2210 | Veterans Affairs | -7,486.33 | | |
| RXFR | Transfer (Regular) | 6,857.94 | 0.00 | |
| | | | | -628.39 |
| HUA2300 | AR Ethics Commission | -63,799.10 | | |
| RXFR | Transfer (Regular) | 31,437.46 | 0.00 | |
| WARR | Warrants | 445.00 | 0.00 | |
| | | | | -31,916.64 |
| HUA2601 | DFA Building Auth (615) | -78,408.68 | | |
| RXFR | Transfer (Regular) | 61,528.73 | 0.00 | |
| WARR | Warrants | 51.84 | 0.00 | |
| | | | | -16,828.11 |
| HUA2700 | Capitol Zoning Commission | -6,451.36 | | |
| RXFR | Transfer (Regular) | 3,559.65 | 0.00 | |
| | | | | -2,891.71 |
| HUA2800 | Judicial Disc&Disabl Comm (0 | -34,830.65 | | |
| RXFR | Transfer (Regular) | 16,715.66 | 0.00 | |
| WARR | Warrants | 750.10 | 0.00 | |
| | | | | -17,364.89 |
| HUA3100 | Racing Commission | -5,943.39 | | |
| RXFR | Transfer (Regular) | 78,633.25 | 164,000.00 | |
| | | | | -91,310.14 |
| HUA3200 | Parole Board | -99,150.17 | | |
| RXFR | Transfer (Regular) | 68,129.39 | 0.00 | |
| WARR | Warrants | 710.33 | 0.00 | |
| | | | | -30,310.45 |
| HUA3700 | ACL CLEST | -116,231.08 | | |
| RXFR | Transfer (Regular) | 77,171.94 | 0.00 | |
| WARR | Warrants | 6,469.14 | 0.00 | |
| | | | | -32,590.00 |
| HUA3701 | 911 Training & Ed §19-5-302(9 | -330,102.26 | | |
| RXFR | Transfer (Regular) | 2,305.44 | 0.00 | |
| WARR | Warrants | 1,823.81 | 0.00 | |
| | | | | -325,973.01 |
| HUA3800 | ACL GR Operations | -124,273.36 | | |
| RCPT | Receipt | 0.00 | 200.00 | |
| RXFR | Transfer (Regular) | 363,084.04 | 500,000.00 | |
| SDIS | Distribution (Special Fund) | 0.00 | 112,233.46 | |
| WARR | Warrants | 16,774.58 | 0.00 | |
| | | | | -356,848.20 |
| HUA4038 | EMPG General Fund 20 (0995) | -177,955.34 | | |
| RXFR | Transfer (Regular) | 117,379.10 | 0.00 | |
| | | | | -60,576.24 |
| HUA4100 | ABC Administration | -13,537.35 | | |
| RXFR | Transfer (Regular) | 21,991.22 | 68,000.00 | |
| WARR | Warrants | 783.97 | 0.00 | |
| | | | | -58,762.16 |
| HUA4101 | ABC ADMIN MEDICAL MARJ E | -91,747.21 | | |

Fund Transaction by Type

Start Date:12/30/21 End Date:12/30/21

| Fund | Fund Description | Beginning Balance | Ending Balance | |
|----------------|--------------------------------------|----------------------|----------------|----------------------|
| Type | Type Description | Debits | Credits | |
| RXFR | Transfer (Regular) | 5,907.38 | 0.00 | |
| | | | | -85,839.83 |
| HUA4202 | Regulatory Division | -66,466.50 | | |
| RXFR | Transfer (Regular) | 61,311.35 | 0.00 | |
| | | | | -5,155.15 |
| HUA4203 | Enforce MMJ Expenses | -572,769.59 | | |
| RXFR | Transfer (Regular) | 24,684.47 | 0.00 | |
| | | | | -548,085.12 |
| HUA4400 | Geology Department | -38,957.62 | | |
| RXFR | Transfer (Regular) | 51,867.91 | 167,000.00 | |
| WARR | Warrants | 32.61 | 0.00 | |
| | | | | -154,057.10 |
| HUA4701 | Ad Valorem (0490) | -3,146,473.21 | | |
| RXFR | Transfer (Regular) | 63,619.24 | 0.00 | |
| WARR | Warrants | 2,394.89 | 0.00 | |
| | | | | -3,080,459.08 |
| HUA4800 | ASWCC General Revenue | -105,042.25 | | |
| RXFR | Transfer (Regular) | 55,195.28 | 0.00 | |
| WARR | Warrants | 160.44 | 0.00 | |
| | | | | -49,686.53 |
| HUA5000 | Ins Dept PECD Administration | -14,439.86 | | |
| RXFR | Transfer (Regular) | 50,385.45 | 50,000.00 | |
| | | | | -14,054.41 |
| HUA5100 | OMIG-State (0035) | -17,477.90 | | |
| RXFR | Transfer (Regular) | 35,545.91 | 50,000.00 | |
| | | | | -31,931.99 |
| HUA6501 | Health Services Operating | -29,057.10 | | |
| RXFR | Transfer (Regular) | 12,372.75 | 0.00 | |
| | | | | -16,684.35 |
| HUA7001 | AR Geographic Info 296/09 | -15,656.74 | | |
| RXFR | Transfer (Regular) | 35,210.05 | 106,000.00 | |
| WARR | Warrants | 2,679.06 | 0.00 | |
| | | | | -83,767.63 |
| HUA9229 | DIG Fair Housing | -6,321.47 | | |
| RXFR | Transfer (Regular) | 8,925.68 | 10,000.00 | |
| | | | | -7,395.79 |
| HUA922F | DIG AFHC Fed Reimb | -386,835.59 | | |
| RXFR | Transfer (Regular) | 13,632.23 | 0.00 | |
| | | | | -373,203.36 |
| HUA9700 | National Guard Museum | -4,007.98 | | |
| RXFR | Transfer (Regular) | 4,335.83 | 11,000.00 | |
| WARR | Warrants | 618.41 | 0.00 | |
| | | | | -10,053.74 |
| HUA9800 | Sentencing Commission | -15,710.16 | | |
| RXFR | Transfer (Regular) | 7,006.52 | 0.00 | |
| | | | | -8,703.64 |
| HUA9913 | Law Enfor Safety Ofc 19-5-302 | -4,118.00 | | |
| RXFR | Transfer (Regular) | 2,745.21 | 0.00 | |
| | | | | -1,372.79 |
| HUAAWIN | AEDM AWIN Operations | -1,308,509.18 | | |

Fund Transaction by Type

Start Date:12/30/21 End Date:12/30/21

| Fund | Fund Description | Beginning Balance | | Ending Balance |
|----------------|--------------------------------------|------------------------|----------------|-----------------|
| Type | Type Description | Debits | Credits | |
| RXFR | Transfer (Regular) | 19,202.93 | 0.00 | |
| WARR | Warrants | 120.05 | 0.00 | |
| | | | | -1,289,186.20 |
| JAA0000 | Public School Fund | -468,843,097.10 | | |
| GDIS | Distribution (General Fund) | 0.00 | 249,143,707.84 | |
| RXFR | Transfer (Regular) | 0.00 | 54,964,579.63 | |
| | | | | -772,951,384.57 |
| JAA1002 | PSF-Misc Programs-(500) | -9,052,625.02 | | |
| WARR | Warrants | 2,750.00 | 0.00 | |
| | | | | -9,049,875.02 |
| JAA1004 | AR Public School Computer N | -950,084.10 | | |
| RXFR | Transfer (Regular) | 96,015.38 | 0.00 | |
| | | | | -854,068.72 |
| JAA1006 | Public School Teachers Salary | 0.00 | | |
| RXFR | Transfer (Regular) | 3.28 | 20.86 | |
| SDIS | Distribution (Special Fund) | 0.00 | 159,027.33 | |
| SPEC | Special Reversing Entry | 20.86 | 3.28 | |
| | | | | -159,027.33 |
| JAA1009 | ADE Education Renewal Zone: | -756,294.72 | | |
| RXFR | Transfer (Regular) | 1,959.58 | 0.00 | |
| | | | | -754,335.14 |
| JSL0000 | State Library | -833,233.28 | | |
| GDIS | Distribution (General Fund) | 0.00 | 612,014.15 | |
| | | | | -1,445,247.43 |
| JWE0000 | Public Sch-Career Ed | -2,008,423.64 | | |
| GDIS | Distribution (General Fund) | 0.00 | 3,467,637.35 | |
| | | | | -5,476,060.99 |
| JWE0301 | Public School Car Ed | -4,852,919.30 | | |
| RXFR | Transfer (Regular) | 3,397.96 | 0.00 | |
| | | | | -4,849,521.34 |
| KCABY30 | Cap Proj/Fac Imp | -417,584.96 | | |
| RXFR | Transfer (Regular) | 0.00 | 186.58 | |
| | | | | -417,771.54 |
| MAB0100 | State Athletic Comm-Operatio | -40,198.84 | | |
| RXFR | Transfer (Regular) | 2,101.47 | 0.00 | |
| | | | | -38,097.37 |
| MBB0100 | Bail Bondsman Board | -227,164.41 | | |
| RXFR | Transfer (Regular) | 7,888.32 | 0.00 | |
| | | | | -219,276.09 |
| MBC0000 | ADH Breast Cancer | -7,261,348.52 | | |
| RXFR | Transfer (Regular) | 54,158.72 | 13,814.35 | |
| SDIS | Distribution (Special Fund) | 0.00 | 274,739.98 | |
| SPEC | Special Reversing Entry | 13,814.35 | 0.00 | |
| | | | | -7,481,929.78 |
| MBR0100 | Breast Cancer Research | 0.00 | | |
| RXFR | Transfer (Regular) | 0.00 | 3,855.17 | |
| SDIS | Distribution (Special Fund) | 0.00 | 76,841.81 | |
| SPEC | Special Reversing Entry | 3,855.17 | 0.00 | |
| | | | | -76,841.81 |
| MBR0200 | UAMS S Komen Plate (0150) | 0.00 | | |

Fund Transaction by Type

Start Date:12/30/21

End Date:12/30/21

| Fund | Fund Description | Beginning Balance | | Ending Balance |
|----------------|---------------------------------------|-----------------------|--------------|-----------------------|
| Type | Type Description | Debits | Credits | |
| RXFR | Transfer (Regular) | 0.00 | 725.00 | |
| SDIS | Distribution (Special Fund) | 0.00 | 13,282.96 | |
| SPEC | Special Reversing Entry | 725.00 | 0.00 | |
| | | | | -13,282.96 |
| MCE0000 | Child Support Enforcement | 0.00 | | |
| GDIS | Distribution (General Fund) | 0.00 | 1,440,979.19 | |
| | | | | -1,440,979.19 |
| MCE0100 | Child Support Enforcement | -5,871,098.99 | | |
| RXFR | Transfer (Regular) | 1,255,549.58 | 0.00 | |
| WARR | Warrants | 13,100.87 | 0.00 | |
| | | | | -4,602,448.54 |
| MCF0000 | Constitutional Officers | -16,717,776.28 | | |
| CTAX | Claims & Taxes | 11.14 | 0.00 | |
| DXFR | Transfer (Deduction) | 0.00 | 9,195,292.26 | |
| RXFR | Transfer (Regular) | 0.00 | 4,100.40 | |
| SDIS | Distribution (Special Fund) | 0.00 | 68,948.44 | |
| SPEC | Special Reversing Entry | 4,100.40 | 0.00 | |
| | | | | -25,982,005.84 |
| MCF0200 | Constitutional Officers House | -730,290.45 | | |
| WARR | Warrants | 1,758.36 | 0.00 | |
| | | | | -728,532.09 |
| MCF5900 | Constl Officers-Auditor Of St- | -1,441,863.71 | | |
| RCPT | Receipt | 0.00 | 18,004.00 | |
| WARR | Warrants | 12,725.82 | 0.00 | |
| | | | | -1,447,141.89 |
| MCF5901 | Const Off-Auditor Unapp (005) | -2,816,390.80 | | |
| WARR | Warrants | 2,244,949.61 | 0.00 | |
| | | | | -571,441.19 |
| MCJ0000 | County Jail Reimbursement | 0.00 | | |
| GDIS | Distribution (General Fund) | 0.00 | 1,600,744.81 | |
| | | | | -1,600,744.81 |
| MCJ9903 | County Jail Reimburs | -1,414,995.22 | | |
| WARR | Warrants | 63,552.00 | 0.00 | |
| | | | | -1,351,443.22 |
| MCV0000 | Co Voting Sys Grant Act 1189/ | -2,060,150.36 | | |
| SDIS | Distribution (Special Fund) | 0.00 | 114,059.05 | |
| | | | | -2,174,209.41 |
| MDA0100 | Drug/Alcohol Abuse Prev/Trea | -442,475.00 | | |
| SDIS | Distribution (Special Fund) | 0.00 | 4,366.05 | |
| | | | | -446,841.05 |
| MEM0000 | Emergency Med Svcs (0645) | -157,721.51 | | |
| RCPT | Receipt | 0.00 | 90.00 | |
| SDIS | Distribution (Special Fund) | 0.00 | 3,042.10 | |
| SPEC | Special Reversing Entry | 60.00 | 0.00 | |
| WARR | Warrants | 72.42 | 0.00 | |
| | | | | -160,721.19 |
| MFP0100 | Fire Protection Lic Board-Ope | -663,601.36 | | |
| RXFR | Transfer (Regular) | 4,371.44 | 0.00 | |
| | | | | -659,229.92 |
| MHC0100 | Div Information System Revol | -8,834,968.77 | | |

Fund Transaction by Type

Start Date:12/30/21 End Date:12/30/21

| Fund | Fund Description | Beginning Balance | | Ending Balance |
|----------------|--------------------------------------|----------------------|--------------|-----------------------|
| Type | Type Description | Debits | Credits | |
| RCPT | Receipt | 0.00 | 71,172.21 | |
| RXFR | Transfer (Regular) | 513,606.07 | 0.00 | |
| WARR | Warrants | 10,886.75 | 0.00 | |
| | | | | -8,381,648.16 |
| MHF0000 | Health Facility Svc Revolving | -1,799,029.36 | | |
| RCPT | Receipt | 0.00 | 3,006.00 | |
| RXFR | Transfer (Regular) | 16,981.50 | 0.00 | |
| SDIS | Distribution (Special Fund) | 0.00 | 214,191.76 | |
| SPEC | Special Reversing Entry | 3,006.00 | 0.00 | |
| | | | | -1,996,239.62 |
| MHI0101 | Health Infor Tech 19-5-1244 | -9,511,453.66 | | |
| SDIS | Distribution (Special Fund) | 0.00 | 210,569.78 | |
| | | | | -9,722,023.44 |
| MHR0100 | AR Home Inspectors Reg | -555,076.26 | | |
| RXFR | Transfer (Regular) | 1,992.35 | 0.00 | |
| WARR | Warrants | 58.00 | 0.00 | |
| | | | | -553,025.91 |
| MIH0000 | AR Industrial Hemp (0400) | -83,385.71 | | |
| RXFR | Transfer (Regular) | 197.48 | 0.00 | |
| SDIS | Distribution (Special Fund) | 0.00 | 1,772.10 | |
| | | | | -84,960.33 |
| MJA0000 | Crime Information System | 0.00 | | |
| GDIS | Distribution (General Fund) | 0.00 | 290,180.68 | |
| | | | | -290,180.68 |
| MJA0100 | Crime Information System | -4,764,296.39 | | |
| RCPT | Receipt | 0.00 | 217,924.89 | |
| RXFR | Transfer (Regular) | 83,292.63 | 0.00 | |
| SDIS | Distribution (Special Fund) | 0.00 | 219,900.68 | |
| SPEC | Special Reversing Entry | 196,170.20 | 0.00 | |
| WARR | Warrants | 6,879.39 | 0.00 | |
| | | | | -4,915,779.74 |
| MJF0100 | Judicial Fine Coll Enhance Op | -846,043.87 | | |
| RCPT | Receipt | 0.00 | 5,298.92 | |
| RXFR | Transfer (Regular) | 114,039.49 | 0.00 | |
| | | | | -737,303.30 |
| MLC0000 | County Aid Fund | -59,000.49 | | |
| 4LHC | Four Lane Highway Constructio | 0.00 | 4,646,184.71 | |
| GDIS | Distribution (General Fund) | 0.00 | 2,129,749.42 | |
| HDIS | Distribution (Highway Fund) | 0.00 | 7,777,163.17 | |
| HSDIS | Highway Severance Distribution | 0.00 | 972,629.17 | |
| WFDIS | Wholesale FuelTax Distribution | 0.00 | 1,113,091.28 | |
| | | | | -16,697,818.24 |
| MLC0200 | County Aid Fund-Sp-(074) | -1,086,257.90 | | |
| CTAX | Claims & Taxes | 1,113.95 | 0.00 | |
| RXFR | Transfer (Regular) | 29.09 | 37,664.80 | |
| SDIS | Distribution (Special Fund) | 0.00 | 655,788.84 | |
| SPEC | Special Reversing Entry | 28,641.88 | 1,143.04 | |
| | | | | -1,751,069.66 |
| MLC0600 | County Casino Revenue (0074) | 0.00 | | |
| RXFR | Transfer (Regular) | 0.00 | 468,906.48 | |
| | | | | -468,906.48 |

Fund Transaction by Type

Start Date:12/30/21 End Date:12/30/21

| Fund | Fund Description | Beginning Balance | | Ending Balance |
|----------------|---|----------------------|--------------|-----------------------|
| Type | Type Description | Debits | Credits | |
| MLM0000 | Municipal Aid | -59,000.49 | | |
| 4LHC | Four Lane Highway Constructio | 0.00 | 4,646,184.70 | |
| GDIS | Distribution (General Fund) | 0.00 | 3,088,801.67 | |
| HDIS | Distribution (Highway Fund) | 0.00 | 7,777,163.17 | |
| HSDIS | Highway Severance Distribution | 0.00 | 972,629.16 | |
| WFDIS | Wholesale FuelTax Distribution | 0.00 | 1,113,091.28 | |
| | | | | -17,656,870.47 |
| MLM0200 | Municipal Aid Highway Reven | -70,227.90 | | |
| CTAX | Claims & Taxes | 1,079.42 | 0.00 | |
| | | | | -69,148.48 |
| MLM0600 | Municipal Casino Revenue (00 | 0.00 | | |
| RXFR | Transfer (Regular) | 0.00 | 1,142,959.55 | |
| | | | | -1,142,959.55 |
| MLS0100 | Dept Labor & Lic Spec Boiler | -1,023,151.63 | | |
| RXFR | Transfer (Regular) | 16,873.16 | 0.00 | |
| SDIS | Distribution (Special Fund) | 0.00 | 82,421.36 | |
| | | | | -1,088,699.83 |
| MLS0200 | Dept Labor & Lic Elec Examin | -723,652.88 | | |
| RCPT | Receipt | 0.00 | 20.00 | |
| RXFR | Transfer (Regular) | 6,185.66 | 0.00 | |
| SDIS | Distribution (Special Fund) | 0.00 | 30,866.04 | |
| SPEC | Special Reversing Entry | 20.00 | 0.00 | |
| | | | | -748,333.26 |
| MLS0300 | Dept Labor & Licensing Specifi | -917,954.44 | | |
| SDIS | Distribution (Special Fund) | 0.00 | 39,335.70 | |
| | | | | -957,290.14 |
| MMD0100 | AOC Trial Ct Adm (0023) | -1,788,558.49 | | |
| RXFR | Transfer (Regular) | 282,004.77 | 0.00 | |
| | | | | -1,506,553.72 |
| MMT0200 | Massage Therapy (0645) | -329,884.97 | | |
| RXFR | Transfer (Regular) | 1,858.88 | 0.00 | |
| SDIS | Distribution (Special Fund) | 0.00 | 7,530.19 | |
| | | | | -335,556.28 |
| MPC9140 | Purchase/Travel Card 19-5-122 | -1,260,818.11 | | |
| WARR | Warrants | 131,881.27 | 0.00 | |
| | | | | -1,128,936.84 |
| MPH9140 | Stwd SS Prop Sales Hold OSP | -216,570.98 | | |
| RXFR | Transfer (Regular) | 19,466.51 | 0.00 | |
| WARR | Warrants | 1,088.98 | 0.00 | |
| | | | | -196,015.49 |
| MPH9141 | Stwd SS Prop Sales Hold ODP | -303,333.31 | | |
| RCPT | Receipt | 0.00 | 35,642.34 | |
| | | | | -338,975.65 |
| MPL0645 | Lead Based Paint Haz (0645) | -367,909.59 | | |
| SDIS | Distribution (Special Fund) | 0.00 | 443.02 | |
| | | | | -368,352.61 |
| MPT0100 | AR Parks & Trsm-Parks Div | -664,479.58 | | |
| RXFR | Transfer (Regular) | 7,118.46 | 0.00 | |
| | | | | -657,361.12 |
| MPT0200 | AR Parks & Trsm-Outdoor Grn | -7,932,669.93 | | |

Fund Transaction by Type

Start Date:12/30/21 End Date:12/30/21

| Fund | Fund Description | Beginning Balance | | Ending Balance |
|----------------|---|-----------------------|------------|-----------------------|
| Type | Type Description | Debits | Credits | |
| RXFR | Transfer (Regular) | 167.42 | 40,943.10 | |
| SDIS | Distribution (Special Fund) | 0.00 | 540,413.63 | |
| SPEC | Special Reversing Entry | 40,943.10 | 167.42 | |
| | | | | -8,473,083.56 |
| MSD0000 | Skills Development 19-5-1267 | -28,230,477.27 | | |
| GDIS | Distribution (General Fund) | 0.00 | 409,445.62 | |
| RXFR | Transfer (Regular) | 9,205.32 | 0.00 | |
| | | | | -28,630,717.57 |
| MSD0100 | Skills Development Admin | -441,540.47 | | |
| RCPT | Receipt | 0.00 | 174.61 | |
| RXFR | Transfer (Regular) | 23,613.79 | 0.00 | |
| WARR | Warrants | 129.12 | 0.00 | |
| | | | | -417,972.17 |
| MTA0201 | Misc Revl-Widow/Depnd Chldr | -510,824.39 | | |
| CTAX | Claims & Taxes | 0.00 | 13,992.40 | |
| WARR | Warrants | 2,783.42 | 0.00 | |
| | | | | -522,033.37 |
| MTA0300 | DFA-Miscellaneous Revl-Reve | -91,403.58 | | |
| CTAX | Claims & Taxes | 0.00 | 8,776.35 | |
| | | | | -100,179.93 |
| MTA0301 | Sales/Use Tax Refunds (0630) | -16,021,867.33 | | |
| RXFR | Transfer (Regular) | 0.00 | 480,892.12 | |
| WARR | Warrants | 87,216.31 | 0.00 | |
| | | | | -16,415,543.14 |
| MTA0302 | Motor Fuel Tax Ref (0630) | -59,445.18 | | |
| WARR | Warrants | 466.04 | 0.00 | |
| | | | | -58,979.14 |
| MTA0304 | Alcohol Tax Refunds (0630) | -52,194.78 | | |
| RXFR | Transfer (Regular) | 0.00 | 482.00 | |
| | | | | -52,676.78 |
| MTA0313 | Corn/Grain/Sorgum Refund (0630) | -1,384.53 | | |
| RXFR | Transfer (Regular) | 0.00 | 6,036.05 | |
| | | | | -7,420.58 |
| MTA0315 | Soybean Assessment Refund (0630) | -30.00 | | |
| RXFR | Transfer (Regular) | 0.00 | 143,668.21 | |
| | | | | -143,698.21 |
| MTA0322 | Misc Revol RET Tx/AdVal (0630) | -38,788.40 | | |
| RXFR | Transfer (Regular) | 0.00 | 1,320.00 | |
| WARR | Warrants | 1,815.00 | 0.00 | |
| | | | | -38,293.40 |
| MTA0326 | Corp Fran Tax Ref 19-5-1009 | -7,555.36 | | |
| WARR | Warrants | 184.83 | 0.00 | |
| | | | | -7,370.53 |
| MTA03DS | Misc Revolv DrvSvcs (0630) | -211,932.04 | | |
| RXFR | Transfer (Regular) | 0.00 | 538.97 | |
| WARR | Warrants | 325.00 | 0.00 | |
| | | | | -212,146.01 |
| MTA03MV | MiscRevolv MotorVeh (0630) | -3,236,794.57 | | |
| RXFR | Transfer (Regular) | 0.00 | 17,222.07 | |
| WARR | Warrants | 2,067.89 | 0.00 | |

Fund Transaction by Type

Start Date:12/30/21 End Date:12/30/21

| Fund | Fund Description | Beginning Balance | | Ending Balance |
|----------------|---|-----------------------|------------|-----------------------|
| Type | Type Description | Debits | Credits | |
| | | | | -3,251,948.75 |
| MTA0404 | Misc Revl-Ins Dept-Overpayme | -1,804,737.93 | | |
| CTAX | Claims & Taxes | 792,919.00 | 792,919.00 | |
| SDIS | Distribution (Special Fund) | 0.00 | 0.00 | |
| SPEC | Special Reversing Entry | 0.00 | 120.00 | |
| | | | | -1,804,857.93 |
| MTA6300 | Misc Rev-Corp Fees & Tax Ref | -33,876.64 | | |
| WARR | Warrants | 600.00 | 0.00 | |
| | | | | -33,276.64 |
| MWH0200 | ADEM Federal Surplus 1187/09 | -349,364.35 | | |
| RCPT | Receipt | 0.00 | 6,786.50 | |
| RXFR | Transfer (Regular) | 21,415.37 | 0.00 | |
| | | | | -334,735.48 |
| MWH0400 | FSP-State Program 19-11-601 | -45,423.11 | | |
| RCPT | Receipt | 0.00 | 72.36 | |
| | | | | -45,495.47 |
| MWJ0101 | DFA Build Auth Admin (615) | -10,157,280.68 | | |
| RXFR | Transfer (Regular) | 57,730.90 | 0.00 | |
| WARR | Warrants | 4,571.76 | 0.00 | |
| | | | | -10,094,978.02 |
| MWJ0201 | Justice Bldg Oper (0615) | -62,676.49 | | |
| RXFR | Transfer (Regular) | 4,383.63 | 0.00 | |
| | | | | -58,292.86 |
| MWS0000 | Workforce Services § 19-5-123 | -409,013.33 | | |
| GDIS | Distribution (General Fund) | 0.00 | 525,308.52 | |
| | | | | -934,321.85 |
| MWS0100 | Adult Education Oper 19-5-123 | -287,637.07 | | |
| RXFR | Transfer (Regular) | 38,736.66 | 0.00 | |
| | | | | -248,900.41 |
| MWW0000 | Wastwater Licensing | -539,202.33 | | |
| RXFR | Transfer (Regular) | 4,822.48 | 0.00 | |
| WARR | Warrants | 150.59 | 0.00 | |
| | | | | -534,229.26 |
| NAI0000 | Architect/Landscape/Int Desig | -3,076,037.48 | | |
| RXFR | Transfer (Regular) | 5,349.49 | 0.00 | |
| | | | | -3,070,687.99 |
| NAL0000 | ALB Cash in Treasury (0210) | -26,154.47 | | |
| RXFR | Transfer (Regular) | 2,279.94 | 0.00 | |
| | | | | -23,874.53 |
| NAR0000 | Appraiser Lic & Cert Brd Treas | -1,158,576.81 | | |
| RXFR | Transfer (Regular) | 8,281.34 | 0.00 | |
| | | | | -1,150,295.47 |
| NBE0000 | Barber Examiners Bd 50/09 | -391,377.57 | | |
| RXFR | Transfer (Regular) | 6,179.77 | 0.00 | |
| WARR | Warrants | 650.00 | 0.00 | |
| | | | | -384,547.80 |
| NBO0000 | Board of Optomet Cash 19-4-5 | -54,525.90 | | |
| RCPT | Receipt | 0.00 | 1,950.00 | |
| RXFR | Transfer (Regular) | 2,511.77 | 0.00 | |
| | | | | -53,964.13 |

Fund Transaction by Type

Start Date:12/30/21 End Date:12/30/21

| Fund | Fund Description | Beginning Balance | Ending Balance | |
|----------------|--|-----------------------|----------------|-----------------------|
| Type | Type Description | Debits | Credits | |
| NBP0000 | Psychology Bd Operations CI | -763,906.16 | | |
| RCPT | Receipt | 0.00 | 576.25 | |
| RXFR | Transfer (Regular) | 3,691.72 | 0.00 | |
| | | | | -760,790.69 |
| NBS0100 | Cemetery Operating Fund (042 | -43,719.77 | | |
| RXFR | Transfer (Regular) | 3,815.69 | 0.00 | |
| | | | | -39,904.08 |
| NBS0300 | Burial Operating Fund (0425) | -228,063.40 | | |
| RXFR | Transfer (Regular) | 6,521.65 | 0.00 | |
| WARR | Warrants | 377.55 | 0.00 | |
| | | | | -221,164.20 |
| NBS0500 | Embalming & Fun Dir Oper Fu | -407,788.30 | | |
| RXFR | Transfer (Regular) | 2,223.01 | 0.00 | |
| | | | | -405,565.29 |
| NCC0000 | ACC Residents Services (0485 | -1,886,196.01 | | |
| WARR | Warrants | 54,129.07 | 0.00 | |
| | | | | -1,832,066.94 |
| NCE0101 | Law Enforce Support | -401,335.54 | | |
| WARR | Warrants | 129.85 | 0.00 | |
| | | | | -401,205.69 |
| NCG0300 | Landslide Rsch (0420) | -148,896.30 | | |
| RXFR | Transfer (Regular) | 2,761.81 | 0.00 | |
| | | | | -146,134.49 |
| NCH0000 | Chiropractic Exam Brd (0265) | -757,396.73 | | |
| RCPT | Receipt | 0.00 | 26,172.50 | |
| RXFR | Transfer (Regular) | 3,406.58 | 0.00 | |
| WARR | Warrants | 251.80 | 0.00 | |
| | | | | -779,910.85 |
| NCO0000 | State Board of Coll Agens CIT | -636,830.64 | | |
| RXFR | Transfer (Regular) | 6,411.45 | 0.00 | |
| | | | | -630,419.19 |
| NCR0000 | Racing Comm Casino Holding | 0.00 | | |
| RXFR | Transfer (Regular) | 0.00 | 1,025,732.93 | |
| | | | | -1,025,732.93 |
| NDB0000 | Dental Board-Cash in Treas | -3,279,304.72 | | |
| RCPT | Receipt | 0.00 | 3,475.00 | |
| RXFR | Transfer (Regular) | 5,335.42 | 0.00 | |
| | | | | -3,277,444.30 |
| NDC0200 | ADC Inmate Welfare | -13,624,841.58 | | |
| RXFR | Transfer (Regular) | 33,150.89 | 0.00 | |
| WARR | Warrants | 2,127.77 | 0.00 | |
| | | | | -13,589,562.92 |
| NDC0300 | ADC Work Release | -7,340,163.14 | | |
| WARR | Warrants | 321.82 | 0.00 | |
| | | | | -7,339,841.32 |
| NDL0000 | Dietetics Lic. Brd Oper. Cash | -305,953.67 | | |
| RCPT | Receipt | 0.00 | 765.00 | |
| RXFR | Transfer (Regular) | 915.89 | 0.00 | |
| | | | | -305,802.78 |
| NDW0001 | Labor-Wage/Hour-Int Treas | -191,667.22 | | |

Fund Transaction by Type

Start Date:12/30/21 End Date:12/30/21

| Fund | Fund Description | Beginning Balance | | Ending Balance |
|----------------|--------------------------------------|----------------------|--------------|----------------|
| Type | Type Description | Debits | Credits | |
| WARR | Warrants | 1,818.01 | 0.00 | -189,849.21 |
| NEC0000 | Board Examiners In Counselin | -1,065,562.82 | | |
| RXFR | Transfer (Regular) | 9,299.71 | 0.00 | -1,056,263.11 |
| NED0012 | AR Medicaid Admin Claims | -2,555,083.75 | | |
| RXFR | Transfer (Regular) | 0.00 | 9,487,470.24 | -12,042,553.99 |
| NED0013 | Pro Lic Standards Brd (0500) | -695,410.57 | | |
| RCPT | Receipt | 0.00 | 2,535.00 | |
| RXFR | Transfer (Regular) | 25,578.14 | 0.00 | -672,367.43 |
| NEM0006 | 911 Rural Enhance-Cash in Tre | -2,419,011.16 | | |
| RXFR | Transfer (Regular) | 1,842.34 | 0.00 | -2,417,168.82 |
| NEM0011 | Public Safety Admin | -72,625.62 | | |
| RXFR | Transfer (Regular) | 1,806.22 | 0.00 | -70,819.40 |
| NEQ0100 | Energy Efficien Ark Prog Cash | -726,738.75 | | |
| RXFR | Transfer (Regular) | 3,224.68 | 0.00 | -723,514.07 |
| NES0000 | PELS Treasury Pay | -1,628,196.18 | | |
| RXFR | Transfer (Regular) | 14,905.57 | 0.00 | |
| WARR | Warrants | 1,986.09 | 0.00 | -1,611,304.52 |
| NET0001 | ETV-Oprs-Interest Treas | -553,915.56 | | |
| RXFR | Transfer (Regular) | 3,864.02 | 0.00 | |
| WARR | Warrants | 5,717.23 | 0.00 | -544,334.31 |
| NET0002 | ETV-Cmty Serv Grnt A-Int Trea | -2,508,426.07 | | |
| WARR | Warrants | 22,895.29 | 0.00 | -2,485,530.78 |
| NET0003 | ETV-ADE Prof Dev (0516) | -828,532.99 | | |
| RXFR | Transfer (Regular) | 50,348.59 | 0.00 | |
| WARR | Warrants | 14,450.12 | 0.00 | -763,734.28 |
| NFB0103 | Statewide SS-OPM Training | -357,687.62 | | |
| WARR | Warrants | 49.43 | 0.00 | -357,638.19 |
| NFB0104 | Statewide SS-EBD Misc Cash | -295,023.35 | | |
| RXFR | Transfer (Regular) | 12,390.61 | 0.00 | -282,632.74 |
| NFB0110 | Statewide SS OSP Rebates | -400,342.05 | | |
| WARR | Warrants | 596.27 | 0.00 | -399,745.78 |
| NFB0111 | Statewide SS EBD CMS | -353,101.94 | | |
| RXFR | Transfer (Regular) | 10,339.44 | 0.00 | -342,762.50 |
| NGM0000 | Governor's Mansion 609/09 S | -302,286.87 | | |
| WARR | Warrants | 1,707.50 | 0.00 | |

Fund Transaction by Type

Start Date:12/30/21 End Date:12/30/21

| Fund | Fund Description | Beginning Balance | | Ending Balance |
|----------------|---------------------------------------|-----------------------|-----------|-----------------------|
| Type | Type Description | Debits | Credits | |
| | | | | -300,579.37 |
| NHD0000 | Hearing Instrument Disp | -81,489.52 | | |
| RXFR | Transfer (Regular) | 914.25 | 0.00 | |
| | | | | -80,575.27 |
| NLC0000 | Contractor's Lic Brd (0224) | -1,756,720.88 | | |
| RXFR | Transfer (Regular) | 38,425.57 | 0.00 | |
| WARR | Warrants | 506.21 | 0.00 | |
| | | | | -1,717,789.10 |
| NMD0001 | Military-Oprs-Int Treas | -998,502.11 | | |
| WARR | Warrants | 330.35 | 0.00 | |
| | | | | -998,171.76 |
| NMV0000 | MV Special Plates State (0630) | -112,476.04 | | |
| RXFR | Transfer (Regular) | 0.00 | 6,119.34 | |
| | | | | -118,595.38 |
| NMV0001 | MVSpecial PlatesNonState (06 | -137,522.45 | | |
| RXFR | Transfer (Regular) | 0.00 | 7,470.84 | |
| | | | | -144,993.29 |
| NMV0002 | IRP Refunds (0630) | -6,712,540.72 | | |
| RXFR | Transfer (Regular) | 0.00 | 17,526.86 | |
| | | | | -6,730,067.58 |
| NNH0510 | Ntl Hrtg-Stewardship (0865) | -442,931.71 | | |
| WARR | Warrants | 64.36 | 0.00 | |
| | | | | -442,867.35 |
| NNH0630 | ATR-Oprs (0865) | -73,344.53 | | |
| WARR | Warrants | 1,533.49 | 0.00 | |
| | | | | -71,811.04 |
| NPB0000 | Pharmacy Ckg-Int Treas | -3,179,601.27 | | |
| RXFR | Transfer (Regular) | 51,561.78 | 0.00 | |
| WARR | Warrants | 248.07 | 0.00 | |
| | | | | -3,127,791.42 |
| NPH0000 | Board of Phys Therapy 19-4-5t | -192,938.63 | | |
| RCPT | Receipt | 0.00 | 676.73 | |
| RXFR | Transfer (Regular) | 4,842.32 | 0.00 | |
| | | | | -188,773.04 |
| NPT0104 | PT-Sweep-Int Treas | -12,313,976.80 | | |
| RXFR | Transfer (Regular) | 397,038.72 | 0.91 | |
| WARR | Warrants | 9,619.94 | 0.00 | |
| | | | | -11,907,319.05 |
| NPT0904 | ASP Spec License Plate Rever | -842,588.37 | | |
| RXFR | Transfer (Regular) | 0.00 | 978.42 | |
| | | | | -843,566.79 |
| NRC0000 | RACING LIC APPL (0631) | -403,140.41 | | |
| RCPT | Receipt | 0.00 | 330.00 | |
| RXFR | Transfer (Regular) | 1,583.76 | 0.00 | |
| | | | | -401,886.65 |
| NRE0001 | Real Estate-Int Treas | -2,068,563.99 | | |
| RXFR | Transfer (Regular) | 33,438.32 | 0.00 | |
| WARR | Warrants | 873.84 | 0.00 | |
| | | | | -2,034,251.83 |
| NRF0000 | Bd Reg Foresters Op (0239) | -95,514.06 | | |

Fund Transaction by Type

Start Date:12/30/21 End Date:12/30/21

| Fund | Fund Description | Beginning Balance | Ending Balance | |
|----------------|---|----------------------|----------------|---------------|
| Type | Type Description | Debits | Credits | |
| RXFR | Transfer (Regular) | 248.93 | 0.00 | -95,265.13 |
| NRS0002 | Rehab-HSRC Oprs-Int Treas | -114,359.18 | | |
| RXFR | Transfer (Regular) | 901.65 | 0.00 | -113,457.53 |
| NSA0000 | Brd Examiners Speech-Lang 0 | -2,187,034.62 | | |
| RXFR | Transfer (Regular) | 2,334.67 | 0.00 | -2,184,699.95 |
| NST0901 | AEDC-AR Mfg Ext Ntwk (790) | -1,492,843.76 | | |
| RXFR | Transfer (Regular) | 13,440.18 | 0.00 | -1,479,403.58 |
| NSW0106 | Soil & Water-Dam Permit Fees | -467,767.35 | | |
| RXFR | Transfer (Regular) | 3,300.14 | 0.00 | -464,467.21 |
| NSW0107 | Soil & Water-Gpm-Interest Tre: | -154,417.10 | | |
| RXFR | Transfer (Regular) | 433.96 | 0.00 | -153,983.14 |
| NSW0108 | Soil & Water-Info-Educ-Int Tre | -395,495.20 | | |
| RXFR | Transfer (Regular) | 6,621.06 | 0.00 | -388,874.14 |
| NSW0109 | Soil & Water-Tax Credits-Int T | -115,975.71 | | |
| RXFR | Transfer (Regular) | 2,580.96 | 0.00 | -113,394.75 |
| NSW0110 | Soil & Water-Wellwtr Oprs-Int | -618,395.55 | | |
| RXFR | Transfer (Regular) | 1,561.39 | 0.00 | -616,834.16 |
| NSW0111 | Soil & Water-Admin Fees-Int T | -1,301,811.51 | | |
| RXFR | Transfer (Regular) | 7,882.39 | 0.00 | -1,293,929.12 |
| NSW0126 | ASWCC Tspca Nracs-0455 | -10,972.81 | | |
| RXFR | Transfer (Regular) | 2,146.00 | 0.00 | -8,826.81 |
| NSW0137 | Drinking Water FY09 (0455) | -219,439.32 | | |
| RXFR | Transfer (Regular) | 11,435.80 | 0.00 | -208,003.52 |
| NTC0300 | ATC-Enforcement Div | -869,722.05 | | |
| RXFR | Transfer (Regular) | 9,872.14 | 0.00 | -859,784.91 |
| WARR | Warrants | 65.00 | 0.00 | |
| NTT0000 | TOWING AND REC BOARD TR | -223,026.77 | | |
| RXFR | Transfer (Regular) | 7,222.83 | 0.00 | -215,803.94 |
| NVA0000 | DVA Cash in Treasury | -439,891.00 | | |
| RXFR | Transfer (Regular) | 137,368.53 | 79,825.15 | -376,449.70 |
| WARR | Warrants | 5,897.92 | 0.00 | |
| NVA0030 | FVH COVID19 Stimulus2 | -65,981.87 | | |
| RXFR | Transfer (Regular) | 65,981.87 | 0.00 | 0.00 |
| NVA0040 | FVH Consol Approp Act 100M | -283,321.48 | | |

Fund Transaction by Type

Start Date:12/30/21 End Date:12/30/21

| Fund | Fund Description | Beginning Balance | Ending Balance | |
|----------------|--|----------------------|----------------|-----------------------|
| Type | Type Description | Debits | Credits | |
| RXFR | Transfer (Regular) | 13,843.28 | 0.00 | |
| | | | | -269,478.20 |
| NVA0200 | Veterans Cemetery § 19-5-107 | -538,824.28 | | |
| WARR | Warrants | 1,906.49 | 0.00 | |
| | | | | -536,917.79 |
| NVA0300 | Birdeye Cemetery Cash (0385) | -118,013.79 | | |
| WARR | Warrants | 886.35 | 0.00 | |
| | | | | -117,127.44 |
| NVA0900 | ADVA STATE VET HOME AT NI | -2,112,203.26 | | |
| RXFR | Transfer (Regular) | 203,409.13 | 0.00 | |
| WARR | Warrants | 41,133.43 | 0.00 | |
| | | | | -1,867,660.70 |
| PAY9901 | Department of Agri Paying | -157,359.01 | | |
| WARR | Warrants | 20.00 | 0.00 | |
| | | | | -157,339.01 |
| PAY9902 | Department of Commerce Pay | -332,537.15 | | |
| RXFR | Transfer (Regular) | 74,290.05 | 0.00 | |
| | | | | -258,247.10 |
| PAY9903 | Corrections Paying | -12,564.21 | | |
| RXFR | Transfer (Regular) | 406,428.16 | 509,428.16 | |
| | | | | -115,564.21 |
| PAY9904 | Department of Education Payi | -281,244.95 | | |
| RXFR | Transfer (Regular) | 195,280.15 | 0.00 | |
| | | | | -85,964.80 |
| PAY9905 | Dept of Energy & Environ Payi | -55,212.99 | | |
| RXFR | Transfer (Regular) | 234,657.42 | 234,657.42 | |
| WARR | Warrants | 54,500.00 | 0.00 | |
| | | | | -712.99 |
| PAY9908 | DHS PAYING (9908) | -12,632.15 | | |
| RXFR | Transfer (Regular) | 12,891.50 | 1,390.82 | |
| | | | | -1,131.47 |
| PAY9909 | Dept of InspectorGeneral Payi | -4,600.91 | | |
| RXFR | Transfer (Regular) | 22,335.65 | 19,316.34 | |
| | | | | -1,581.60 |
| PAY9910 | Depart of Labor&License Payi | -82,706.57 | | |
| RXFR | Transfer (Regular) | 71,038.95 | 0.00 | |
| WARR | Warrants | 2,576.17 | 0.00 | |
| | | | | -9,091.45 |
| PAY9912 | Deptof ParksHeritage&Tourisn | -262,784.29 | | |
| RXFR | Transfer (Regular) | 187,481.04 | 38,880.11 | |
| WARR | Warrants | 5,337.97 | 0.00 | |
| | | | | -108,845.39 |
| PAY9913 | Dept of Public Safety Paying | -251,153.16 | | |
| RXFR | Transfer (Regular) | 213,915.81 | 0.00 | |
| WARR | Warrants | 5,619.73 | 0.00 | |
| | | | | -31,617.62 |
| PAYROLL | Statewide Payroll Paying Acct | -454,793.34 | | |
| RXFR | Transfer (Regular) | 0.00 | 56,560,003.88 | |
| WARR | Warrants | 2,286.39 | 0.00 | |
| | | | | -57,012,510.83 |

Fund Transaction by Type

Start Date:12/30/21 End Date:12/30/21

| Fund | Fund Description | Beginning Balance | | Ending Balance |
|----------------|-------------------------------------|----------------------|--------------|----------------------|
| Type | Type Description | Debits | Credits | |
| PER0200 | Educ Rehab Paying-Prch Serv | -1,091,070.19 | | |
| RXFR | Transfer (Regular) | 605,826.60 | 901.65 | |
| WARR | Warrants | 19,631.68 | 0.00 | |
| | | | | -466,513.56 |
| PER0300 | Educ Rehab Paying-Grants | -442,927.40 | | |
| WARR | Warrants | 32,662.58 | 0.00 | |
| | | | | -410,264.82 |
| PER0500 | Educ Rehab Paying-Grants | -63,635.88 | | |
| RXFR | Transfer (Regular) | 9,178.80 | 0.00 | |
| WARR | Warrants | 1,223.24 | 0.00 | |
| | | | | -53,233.84 |
| PER6000 | Blind Services Grant | -729,028.73 | | |
| RCPT | Receipt | 0.00 | 33,056.98 | |
| RXFR | Transfer (Regular) | 0.00 | 18,883.81 | |
| WARR | Warrants | 8,627.33 | 0.00 | |
| | | | | -772,342.19 |
| PER6500 | Blind Services Oper | -1,988,539.44 | | |
| RCPT | Receipt | 0.00 | 526.31 | |
| RXFR | Transfer (Regular) | 125,959.71 | 93,074.72 | |
| WARR | Warrants | 3,013.61 | 0.00 | |
| | | | | -1,953,167.15 |
| PFA0100 | AR Dev Fin Auth Paying Oprs | -156,623.55 | | |
| RXFR | Transfer (Regular) | 3,222.64 | 0.00 | |
| | | | | -153,400.91 |
| PHD0000 | Health Oper § 19-5-104 | -7,523,366.99 | | |
| RADJ | Receipt Adjustment | 1,937.50 | 0.00 | |
| RCPT | Receipt | 0.00 | 21,011.77 | |
| RXFR | Transfer (Regular) | 4,828,440.22 | 5,518,432.12 | |
| SDIS | Distribution (Special Fund) | 0.00 | 0.00 | |
| SPEC | Special Reversing Entry | 0.00 | 1,937.50 | |
| WARR | Warrants | 144,763.11 | 0.00 | |
| | | | | -8,089,607.55 |
| PHDCARE | Department of Health CARES / | -1,983,495.49 | | |
| RXFR | Transfer (Regular) | 1,897,617.29 | 1,700,000.00 | |
| | | | | -1,785,878.20 |
| PIG9909 | DIG-Investigators | 0.00 | | |
| RXFR | Transfer (Regular) | 13,632.23 | 13,632.23 | |
| | | | | 0.00 |
| PLA0000 | Ark Lottery Payroll (0613) | 0.00 | | |
| RCPT | Receipt | 0.00 | 179,067.61 | |
| | | | | -179,067.61 |
| PMB0100 | State Medical Bd Payroll | -101,649.52 | | |
| RXFR | Transfer (Regular) | 48,304.27 | 0.00 | |
| | | | | -53,345.25 |
| PPA0100 | Accounting Board-Payroll | -52,493.43 | | |
| RXFR | Transfer (Regular) | 18,129.07 | 0.00 | |
| | | | | -34,364.36 |
| PTA4000 | Dept Of Human Svcs-Medsvcs | -4,185.33 | | |
| RCPT | Receipt | 0.00 | 1,181.55 | |
| RXFR | Transfer (Regular) | 2,363.10 | 1,181.55 | |

Fund Transaction by Type

Start Date:12/30/21 End Date:12/30/21

| Fund | Fund Description | Beginning Balance | Ending Balance | |
|----------------|-------------------------------------|-----------------------|----------------|-----------------------|
| Type | Type Description | Debits | Credits | |
| | | | | -4,185.33 |
| PTA4500 | Dept Of Human Svcs-Co Oprs- | -328,673.25 | | |
| RCPT | Receipt | 0.00 | 49,447.31 | |
| RXFR | Transfer (Regular) | 65,929.75 | 16,482.44 | |
| | | | | -328,673.25 |
| PTA7000 | DPSQA Tobacco Settlement (0 | -14,641.53 | | |
| RCPT | Receipt | 0.00 | 13,362.71 | |
| RXFR | Transfer (Regular) | 26,384.34 | 13,362.68 | |
| WARR | Warrants | 278.77 | 0.00 | |
| | | | | -14,703.81 |
| PTD8100 | Tobacco DD Pay-Prescr Drugs | -35,108.29 | | |
| RCPT | Receipt | 0.00 | 4,245.55 | |
| WARR | Warrants | 5,455.60 | 0.00 | |
| | | | | -33,898.24 |
| PTD8600 | Tobacco DD Pay-Hosp Med Se | -11,935,928.35 | | |
| RCPT | Receipt | 0.00 | 507,553.36 | |
| WARR | Warrants | 652,214.54 | 0.00 | |
| | | | | -11,791,267.17 |
| PVN0100 | Northwest TI-Payroll Paying | -105,220.64 | | |
| WARR | Warrants | 5,500.00 | 0.00 | |
| | | | | -99,720.64 |
| PWD7700 | DHS-Nrs Hm Vndr Payments | -5,197,329.58 | | |
| RCPT | Receipt | 0.00 | 8,989,212.22 | |
| WARR | Warrants | 11,541,281.33 | 0.00 | |
| | | | | -2,645,260.47 |
| PWD8100 | DHS-DrugVenPay-FamPlan | -3,240,515.47 | | |
| RCPT | Receipt | 0.00 | 4,580,469.78 | |
| WARR | Warrants | 6,638,912.44 | 0.00 | |
| | | | | -1,182,072.81 |
| PWD8600 | DHS-Hosp/Med Vendor | -64,851,415.27 | | |
| RCPT | Receipt | 0.00 | 111,610,466.81 | |
| RXFR | Transfer (Regular) | 0.00 | 899,715.00 | |
| WARR | Warrants | 142,388,139.70 | 0.00 | |
| | | | | -34,973,457.38 |
| PWD8700 | DHS-Med Assist Prg Admin | -17,430,566.13 | | |
| RCPT | Receipt | 0.00 | 638.54 | |
| RXFR | Transfer (Regular) | 9,487,470.24 | 99,293.05 | |
| WARR | Warrants | 1,046.74 | 0.00 | |
| | | | | -8,041,980.74 |
| PWD8900 | DHS-Med Assist Prg Peer Rev | -31,473,805.16 | | |
| RCPT | Receipt | 0.00 | 61,017.02 | |
| RXFR | Transfer (Regular) | 0.00 | 145,786.30 | |
| WARR | Warrants | 67,796.69 | 0.00 | |
| | | | | -31,612,811.79 |
| PWD9400 | DHS-Lng Trm Care Prof Contrs | -519,147.89 | | |
| RCPT | Receipt | 0.00 | 720.61 | |
| RXFR | Transfer (Regular) | 0.00 | 720.61 | |
| | | | | -520,589.11 |
| PWD9600 | DHS ARKIDS B Prg | -22,580,050.76 | | |
| RCPT | Receipt | 0.00 | 518,137.26 | |

Fund Transaction by Type

Start Date:12/30/21 End Date:12/30/21

| Fund | Fund Description | Beginning Balance | Ending Balance |
|----------------|--------------------------------------|-----------------------|-----------------------|
| Type | Type Description | Debits | Credits |
| WARR | Warrants | 916,612.64 | 0.00 |
| | | | -22,181,575.38 |
| PWE5300 | Mental Hlth Grants (0710) | -566,960.74 | |
| WARR | Warrants | 409,626.00 | 0.00 |
| | | | -157,334.74 |
| PWE7900 | DHS-Infant Infirmiry Nrsng Hn | -1,384,654.47 | |
| RCPT | Receipt | 0.00 | 2,425.62 |
| WARR | Warrants | 3,116.96 | 0.00 |
| | | | -1,383,963.13 |
| PWE8000 | DHS Public Nursing Home Car | -13,370,536.32 | |
| RCPT | Receipt | 0.00 | 310,725.87 |
| RXFR | Transfer (Regular) | 0.00 | 137,503.00 |
| WARR | Warrants | 397,543.17 | 0.00 |
| | | | -13,421,222.02 |
| PWE9000 | DHS Family Preservation | -1,275,637.15 | |
| RCPT | Receipt | 0.00 | 395.25 |
| RXFR | Transfer (Regular) | 0.00 | 131.75 |
| WARR | Warrants | 1,285.00 | 0.00 |
| | | | -1,274,879.15 |
| PWE9100 | DHS DCF IV E Foster Care | -4,514,430.82 | |
| RCPT | Receipt | 0.00 | 11,875.65 |
| RXFR | Transfer (Regular) | 0.00 | 3,385.03 |
| WARR | Warrants | 27,875.05 | 0.00 |
| | | | -4,501,816.45 |
| PWE9300 | DHS DCF Child Care Cost | -377,951.60 | |
| RCPT | Receipt | 0.00 | 48,223.72 |
| RXFR | Transfer (Regular) | 0.00 | 10,046.64 |
| WARR | Warrants | 57,954.64 | 0.00 |
| | | | -378,267.32 |
| PWE9400 | DHS Food Stamps | -4,211.02 | |
| WARR | Warrants | 100.00 | 0.00 |
| | | | -4,111.02 |
| PWE9700 | DHS-Comm Dev Blk Grants-(7' | -387,218.46 | |
| RCPT | Receipt | 0.00 | 472,966.63 |
| WARR | Warrants | 386,197.69 | 0.00 |
| | | | -473,987.40 |
| PWP1000 | Dept Of Human Svcs-Dir Off Ac | -278,970.62 | |
| RCPT | Receipt | 0.00 | 9,023.71 |
| RXFR | Transfer (Regular) | 20,442.93 | 7,505.78 |
| | | | -275,057.18 |
| PWP1200 | DHS-Office CLO (0710) | -56,511.10 | |
| RCPT | Receipt | 0.00 | 6,092.39 |
| RXFR | Transfer (Regular) | 18,946.92 | 10,497.04 |
| | | | -54,153.61 |
| PWP1300 | DHS OFFICE SEC/COMP ADM | -32,286.61 | |
| RCPT | Receipt | 0.00 | 13,159.10 |
| RXFR | Transfer (Regular) | 37,225.57 | 19,288.48 |
| | | | -27,508.62 |
| PWP1500 | Dept Of Human Svcs-Chief Coi | -1,082,508.85 | |
| RCPT | Receipt | 0.00 | 156,808.81 |

Fund Transaction by Type

Start Date:12/30/21 End Date:12/30/21

| Fund | Fund Description | Beginning Balance | Ending Balance |
|----------------|-------------------------------------|-----------------------|-----------------------|
| Type | Type Description | Debits | Credits |
| RXFR | Transfer (Regular) | 395,428.72 | 228,434.09 |
| WARR | Warrants | 1,646.18 | 0.00 |
| | | | -1,070,676.85 |
| PWP2000 | Dept of Human Svcs-Aging Ad | -6,485,690.84 | |
| RCPT | Receipt | 0.00 | 264,889.17 |
| RXFR | Transfer (Regular) | 371,770.52 | 87,775.65 |
| WARR | Warrants | 77,454.82 | 0.00 |
| | | | -6,389,130.32 |
| PWP2500 | Dept of Human Svcs-DCFS Ad | 231,747.62 | |
| RCPT | Receipt | 0.00 | 626,597.19 |
| RXFR | Transfer (Regular) | 2,464,834.77 | 1,859,865.35 |
| WARR | Warrants | 12,584.74 | 0.00 |
| | | | 222,704.59 |
| PWP3000 | Dept of Human Svcs-DCCECE | -4,274,742.31 | |
| RCPT | Receipt | 0.00 | 325,009.37 |
| RXFR | Transfer (Regular) | 358,759.06 | 95,348.80 |
| WARR | Warrants | 1,111.33 | 0.00 |
| | | | -4,335,230.09 |
| PWP3500 | Dept Of Human Svcs-Mntl Hlth | -6,552,934.01 | |
| RCPT | Receipt | 0.00 | 141,025.47 |
| RXFR | Transfer (Regular) | 2,310,726.79 | 1,410,450.22 |
| WARR | Warrants | 86,502.41 | 0.00 |
| | | | -5,707,180.50 |
| PWP4000 | Dept Of Human Svcs-Medsvcs | -15,590,075.54 | |
| RCPT | Receipt | 0.00 | 147,482.55 |
| RXFR | Transfer (Regular) | 239,204.05 | 92,688.17 |
| | | | -15,591,042.21 |
| PWP4500 | Dept Of Human Svcs-Co Oprs- | -3,262,670.63 | |
| RCPT | Receipt | 0.00 | 1,775,412.62 |
| RXFR | Transfer (Regular) | 3,212,580.63 | 1,340,800.68 |
| WARR | Warrants | 96,461.46 | 0.00 |
| | | | -3,069,841.84 |
| PWP5000 | Dept Of Human Svcs-Admin Sr | -2,268,106.13 | |
| RCPT | Receipt | 0.00 | 141,030.70 |
| RXFR | Transfer (Regular) | 470,914.67 | 201,992.82 |
| | | | -2,140,214.98 |
| PWP5100 | DHS-Office CPO (0710) | -226,600.41 | |
| RCPT | Receipt | 0.00 | 30,140.15 |
| RXFR | Transfer (Regular) | 115,823.00 | 45,490.59 |
| | | | -186,408.15 |
| PWP5200 | DHS-Office CIO (0710) | -1,769,057.89 | |
| RCPT | Receipt | 0.00 | 97,616.60 |
| RXFR | Transfer (Regular) | 262,597.04 | 106,947.75 |
| WARR | Warrants | 1,224.16 | 0.00 |
| | | | -1,709,801.04 |
| PWP5300 | DHS-Office HR (0710) | -127,871.65 | |
| RCPT | Receipt | 0.00 | 30,878.25 |
| RXFR | Transfer (Regular) | 119,517.47 | 49,812.57 |
| | | | -89,045.00 |
| PWP5500 | Dept of Human Svcs-DDS Adm | -6,461,658.47 | |
| RCPT | Receipt | 0.00 | 135,976.52 |

Fund Transaction by Type

Start Date:12/30/21 End Date:12/30/21

| Fund | Fund Description | Beginning Balance | | Ending Balance |
|----------------|--|------------------------|---------------|------------------------|
| Type | Type Description | Debits | Credits | |
| RXFR | Transfer (Regular) | 3,671,727.47 | 1,085,181.60 | |
| WARR | Warrants | 6,313.41 | 0.00 | |
| | | | | -4,004,775.71 |
| PWP7000 | Div of Provider Serv&Qual Ass | -433,124.23 | | |
| RCPT | Receipt | 0.00 | 164,117.88 | |
| RXFR | Transfer (Regular) | 399,292.01 | 218,374.73 | |
| WARR | Warrants | 9,775.71 | 0.00 | |
| | | | | -406,549.12 |
| PWP7500 | Dept of Human Svcs-Vol Admir | -196,010.14 | | |
| RCPT | Receipt | 0.00 | 9,566.28 | |
| RXFR | Transfer (Regular) | 34,154.77 | 13,901.37 | |
| WARR | Warrants | 474.40 | 0.00 | |
| | | | | -184,848.62 |
| PWP8000 | Dept Of Human Svcs-Yth Srv P | -618,949.76 | | |
| RXFR | Transfer (Regular) | 192,909.41 | 191,105.36 | |
| WARR | Warrants | 1,081.28 | 0.00 | |
| | | | | -616,064.43 |
| PWS0000 | Temp Emp Asst Svc § 19-5-104 | -743,772.81 | | |
| RCPT | Receipt | 0.00 | 47,831.10 | |
| RXFR | Transfer (Regular) | 98,061.45 | 0.00 | |
| WARR | Warrants | 24,183.22 | 0.00 | |
| | | | | -669,359.24 |
| PWS0400 | St Generated Fund TANF (0810 | -41,680.18 | | |
| WARR | Warrants | 1,821.67 | 0.00 | |
| | | | | -39,858.51 |
| RRA0000 | State Hwy & Transportation | -175,948,801.73 | | |
| CTAX | Claims & Taxes | 5,198.45 | 0.00 | |
| HDIS | Distribution (Highway Fund) | 0.00 | 36,293,428.14 | |
| HSDIS | Highway Severance Distribution | 0.00 | 4,538,936.12 | |
| RADJ | Receipt Adjustment | 463,797.11 | 0.00 | |
| RCPT | Receipt | 0.00 | 1,301,109.92 | |
| RXFR | Transfer (Regular) | 1,296,498.16 | 2,268,428.99 | |
| SDIS | Distribution (Special Fund) | 0.00 | 1,724,035.47 | |
| SPEC | Special Reversing Entry | 3,569,529.01 | 1,765,493.72 | |
| WARR | Warrants | 824,502.94 | 0.00 | |
| WFDIS | Wholesale FuelTax Distribution | 0.00 | 5,194,425.98 | |
| | | | | -222,875,134.40 |
| RRA4LHC | 4 Lane Highway Construction | -540,808,652.85 | | |
| 4LHC | Four Lane Highway Constructio | 0.00 | 21,682,195.30 | |
| RXFR | Transfer (Regular) | 119,442.29 | 1,840,081.07 | |
| SPEC | Special Reversing Entry | 1,840,081.07 | 119,442.29 | |
| | | | | -562,490,848.15 |
| RRB0000 | State Aid Road | -30,650,093.88 | | |
| RXFR | Transfer (Regular) | 10.57 | 50,628.97 | |
| SDIS | Distribution (Special Fund) | 0.00 | 1,889,948.33 | |
| SPEC | Special Reversing Entry | 50,628.97 | 10.57 | |
| | | | | -32,540,042.21 |
| RRC0000 | State Aid Street (0090) | -20,215,834.51 | | |
| RXFR | Transfer (Regular) | 10.57 | 50,628.97 | |
| SDIS | Distribution (Special Fund) | 0.00 | 1,889,948.33 | |
| SPEC | Special Reversing Entry | 50,628.97 | 10.57 | |

Fund Transaction by Type

Start Date:12/30/21 End Date:12/30/21

| Fund | Fund Description | Beginning Balance | | | Ending Balance |
|----------------|--------------------------------------|----------------------|--------------|--|-----------------------|
| Type | Type Description | Debits | Credits | | |
| | | | | | -22,105,782.84 |
| SAB0100 | AR Motor Vehicle Comm-Oprs | -2,638,119.72 | | | |
| RXFR | Transfer (Regular) | 9,510.96 | 0.00 | | |
| | | | | | -2,628,608.76 |
| SAC0000 | Asbestos Control | -1,447,097.41 | | | |
| RXFR | Transfer (Regular) | 4,171.18 | 0.00 | | |
| SDIS | Distribution (Special Fund) | 0.00 | 27,674.29 | | |
| | | | | | -1,470,600.52 |
| SAD0100 | Public Serv Util Safe-Pipline | -1,206,647.86 | | | |
| RXFR | Transfer (Regular) | 31,787.52 | 0.00 | | |
| | | | | | -1,174,860.34 |
| SAE0200 | AR Econ Dev-3.9% Rebate | -2,495,105.00 | | | |
| LCRT | General Letter of Cert | 0.00 | 119,930.00 | | |
| | | | | | -2,615,035.00 |
| SAH0200 | Oil Museum-Oil/Brine | -73,625.55 | | | |
| RXFR | Transfer (Regular) | 1,428.17 | 0.22 | | |
| SDIS | Distribution (Special Fund) | 0.00 | 5,715.53 | | |
| SPEC | Special Reversing Entry | 0.22 | 0.51 | | |
| | | | | | -77,913.42 |
| SAT0000 | Special Addl Taxes (0630) | -426,015.17 | | | |
| RXFR | Transfer (Regular) | 25,715.58 | 31,325.42 | | |
| | | | | | -431,625.01 |
| SBA0100 | Keep AR Beautiful-Oprs | -850,796.21 | | | |
| RXFR | Transfer (Regular) | 4,649.27 | 81,426.51 | | |
| | | | | | -927,573.45 |
| SBB0100 | Soybean Board-Operations | -6,993,589.53 | | | |
| RXFR | Transfer (Regular) | 539,604.87 | 395,936.66 | | |
| SDIS | Distribution (Special Fund) | 0.00 | 1,630,301.46 | | |
| SPEC | Special Reversing Entry | 388,791.76 | 537,548.49 | | |
| | | | | | -8,628,979.51 |
| SBC0100 | AR Beef Council | -136,864.39 | | | |
| RCPT | Receipt | 0.00 | 481.00 | | |
| RXFR | Transfer (Regular) | 1,581.00 | 1,581.00 | | |
| SDIS | Distribution (Special Fund) | 0.00 | 41,548.06 | | |
| SPEC | Special Reversing Entry | 415.00 | 273.00 | | |
| WARR | Warrants | 130.00 | 0.00 | | |
| | | | | | -178,621.45 |
| SBN0100 | Ar St Bd of Nursing-Oprs | -6,288,849.16 | | | |
| RXFR | Transfer (Regular) | 73,908.36 | 0.00 | | |
| SDIS | Distribution (Special Fund) | 0.00 | 460,034.94 | | |
| WARR | Warrants | 3,843.37 | 0.00 | | |
| | | | | | -6,671,132.37 |
| SBS0000 | Boating Safety(080) | -19,048.98 | | | |
| RXFR | Transfer (Regular) | 26,538.00 | 2,938.02 | | |
| SDIS | Distribution (Special Fund) | 0.00 | 26,538.00 | | |
| SPEC | Special Reversing Entry | 2,938.02 | 0.00 | | |
| | | | | | -19,048.98 |
| SCB0100 | AR Catfish Promotion | -94,327.04 | | | |
| SDIS | Distribution (Special Fund) | 0.00 | 461.59 | | |
| | | | | | -94,788.63 |

Fund Transaction by Type

Start Date:12/30/21 End Date:12/30/21

| Fund | Fund Description | Beginning Balance | | Ending Balance |
|----------------|---------------------------------------|-----------------------|--------------|-----------------------|
| Type | Type Description | Debits | Credits | |
| SCE0000 | St Crime Lab Equip-Special | 0.00 | | |
| SDIS | Distribution (Special Fund) | 0.00 | 28,128.66 | |
| | | | | -28,128.66 |
| SCP0000 | AR Child Passenger Protection | -452,629.41 | | |
| RCPT | Receipt | 0.00 | 168.75 | |
| SDIS | Distribution (Special Fund) | 0.00 | 6,170.33 | |
| SPEC | Special Reversing Entry | 168.75 | 0.00 | |
| WARR | Warrants | 274.85 | 0.00 | |
| | | | | -458,524.89 |
| SCS0200 | ADHE - PVC Op (0700) | -231,114.21 | | |
| RXFR | Transfer (Regular) | 6,147.62 | 0.00 | |
| SDIS | Distribution (Special Fund) | 0.00 | 3,317.76 | |
| | | | | -228,284.35 |
| SCT0100 | DHS-Child Care Opr | 0.00 | | |
| RCPT | Receipt | 0.00 | 46,648.96 | |
| SDIS | Distribution (Special Fund) | 0.00 | 55,040.40 | |
| SPEC | Special Reversing Entry | 46,648.96 | 0.00 | |
| | | | | -55,040.40 |
| SCX0000 | Conservation Tax | 0.00 | | |
| RXFR | Transfer (Regular) | 8,176,658.99 | 467,297.65 | |
| SDIS | Distribution (Special Fund) | 0.00 | 8,142,651.62 | |
| SPEC | Special Reversing Entry | 467,297.65 | 34,007.37 | |
| | | | | 0.00 |
| SDA0100 | Div of Aeronautics | -11,614,910.52 | | |
| RXFR | Transfer (Regular) | 15,421.92 | 37,772.46 | |
| SDIS | Distribution (Special Fund) | 0.00 | 1,159,499.57 | |
| SPEC | Special Reversing Entry | 37,772.46 | 0.00 | |
| | | | | -12,758,988.17 |
| SDB0100 | Bd Of Dispensing Opticians-O | -274,723.10 | | |
| RCPT | Receipt | 0.00 | 860.00 | |
| RXFR | Transfer (Regular) | 711.97 | 0.00 | |
| SDIS | Distribution (Special Fund) | 0.00 | 846.67 | |
| SPEC | Special Reversing Entry | 860.00 | 0.00 | |
| | | | | -274,857.80 |
| SDC0100 | Div of Correction Farm | -601,406.87 | | |
| RXFR | Transfer (Regular) | 95,785.22 | 0.00 | |
| SDIS | Distribution (Special Fund) | 0.00 | 842,550.83 | |
| WARR | Warrants | 4,169.26 | 0.00 | |
| | | | | -1,344,003.22 |
| SDD0100 | Div Correction Prison Industry | -1,998,316.86 | | |
| RXFR | Transfer (Regular) | 80,029.21 | 0.00 | |
| SDIS | Distribution (Special Fund) | 0.00 | 100,322.05 | |
| WARR | Warrants | 13,610.30 | 0.00 | |
| | | | | -2,004,999.40 |
| SDF0101 | State Forestry 19-6-411 | -3,311,743.19 | | |
| RCPT | Receipt | 0.00 | 17,687.88 | |
| RXFR | Transfer (Regular) | 271,167.48 | 0.00 | |
| SDIS | Distribution (Special Fund) | 0.00 | 988,369.39 | |
| SPEC | Special Reversing Entry | 17,675.13 | 0.00 | |
| | | | | -4,028,957.85 |
| SDG0000 | Game Protection Fund | -20,269,183.73 | | |

Fund Transaction by Type

Start Date:12/30/21 End Date:12/30/21

| Fund | Fund Description | Beginning Balance | | Ending Balance |
|----------------|---------------------------------------|-----------------------|--------------|-----------------------|
| Type | Type Description | Debits | Credits | |
| RCPT | Receipt | 0.00 | 31,390.90 | |
| RXFR | Transfer (Regular) | 1,470,749.65 | 3,673,216.15 | |
| SDIS | Distribution (Special Fund) | 0.00 | 2,664,145.91 | |
| SPEC | Special Reversing Entry | 29,796.00 | 0.00 | |
| WARR | Warrants | 46,723.31 | 0.00 | |
| | | | | -25,090,667.73 |
| SDG0100 | GPF-License Plate Fnd | -3,569,469.87 | | |
| RXFR | Transfer (Regular) | 0.00 | 3,800.85 | |
| | | | | -3,573,270.72 |
| SDG0800 | AGFC-Gas Lease (0080(| -230,080.01 | | |
| SDIS | Distribution (Special Fund) | 0.00 | 15,428.28 | |
| | | | | -245,508.29 |
| SDG1000 | Hunters Feeding the Hungry | -7,666.54 | | |
| RCPT | Receipt | 0.00 | 40.00 | |
| | | | | -7,706.54 |
| SDG2000 | Black River Settlemen 19-6-42l | -12,946,231.45 | | |
| RXFR | Transfer (Regular) | 883.17 | 0.00 | |
| | | | | -12,945,348.28 |
| SDH4300 | Securities Dept-Operations | -2,793,764.34 | | |
| RXFR | Transfer (Regular) | 100,532.19 | 0.00 | |
| SDIS | Distribution (Special Fund) | 0.00 | 230,699.85 | |
| | | | | -2,923,932.00 |
| SDI0000 | Interpreters Deaf/Hearing Imp | -199,973.30 | | |
| RCPT | Receipt | 0.00 | 225.00 | |
| SDIS | Distribution (Special Fund) | 0.00 | 7,989.22 | |
| SPEC | Special Reversing Entry | 225.00 | 0.00 | |
| | | | | -207,962.52 |
| SDL0100 | Commercial Drivers Lic | -8,226,174.46 | | |
| RXFR | Transfer (Regular) | 8,465.21 | 176,598.53 | |
| SDIS | Distribution (Special Fund) | 0.00 | 224,087.36 | |
| SPEC | Special Reversing Entry | 176,598.53 | 0.00 | |
| | | | | -8,441,796.61 |
| SDL0200 | Motor Carr Sys Enh 27-14-602 | -446,008.43 | | |
| SDIS | Distribution (Special Fund) | 0.00 | 9,852.79 | |
| | | | | -455,861.22 |
| SDL0300 | Commercial Dr License 19-6-4 | -4,031,259.55 | | |
| RXFR | Transfer (Regular) | 0.00 | 13,436.00 | |
| SDIS | Distribution (Special Fund) | 0.00 | 229,686.46 | |
| SPEC | Special Reversing Entry | 13,436.00 | 0.00 | |
| | | | | -4,260,946.01 |
| SDN0100 | St Crime Lab-DNA Det Oprs | -1,523,323.19 | | |
| RCPT | Receipt | 0.00 | 5,366.00 | |
| SDIS | Distribution (Special Fund) | 0.00 | 85,030.22 | |
| SPEC | Special Reversing Entry | 5,366.00 | 0.00 | |
| WARR | Warrants | 274.81 | 0.00 | |
| | | | | -1,608,078.60 |
| SDO0100 | Oil & Gas Comm-Operations | -26,781,510.87 | | |
| RXFR | Transfer (Regular) | 85,326.32 | 0.00 | |
| SDIS | Distribution (Special Fund) | 0.00 | 189,405.54 | |
| WARR | Warrants | 15,419.06 | 0.00 | |
| | | | | -26,870,171.03 |

Fund Transaction by Type

Start Date:12/30/21 End Date:12/30/21

| Fund | Fund Description | Beginning Balance | | Ending Balance |
|----------------|--------------------------------------|-----------------------|---------------|-----------------------|
| Type | Type Description | Debits | Credits | |
| SDP0101 | Plant Board 19-6-408 | -15,020,145.51 | | |
| RXFR | Transfer (Regular) | 186,080.17 | 0.00 | |
| SDIS | Distribution (Special Fund) | 0.00 | 2,365,547.36 | |
| | | | | -17,199,612.70 |
| SDP4601 | Plant Board Grain Warehouse | -231,668.31 | | |
| RXFR | Transfer (Regular) | 18,253.48 | 0.00 | |
| | | | | -213,414.83 |
| SDV0000 | Dom Violence Shelter (0610) | -72,210.24 | | |
| RCPT | Receipt | 0.00 | 25.00 | |
| SDIS | Distribution (Special Fund) | 0.00 | 2,950.54 | |
| SPEC | Special Reversing Entry | 25.00 | 0.00 | |
| | | | | -75,160.78 |
| SEA0000 | Educational Adequacy | 0.00 | | |
| LCRT | General Letter of Cert | 0.00 | 2,910,844.25 | |
| RADJ | Receipt Adjustment | 0.00 | 1,323,831.21 | |
| RXFR | Transfer (Regular) | 55,620,101.58 | 3,215,923.17 | |
| SDIS | Distribution (Special Fund) | 0.00 | 52,975,579.81 | |
| SPEC | Special Reversing Entry | 4,539,754.38 | 209,488.99 | |
| | | | | -475,811.47 |
| SEF0100 | ASP Equipment-AFIS System | -12,533,722.49 | | |
| RCPT | Receipt | 0.00 | 311,377.20 | |
| RXFR | Transfer (Regular) | 10,313.88 | 0.00 | |
| SDIS | Distribution (Special Fund) | 0.00 | 251,774.36 | |
| SPEC | Special Reversing Entry | 213,849.20 | 0.00 | |
| WARR | Warrants | 45.00 | 0.00 | |
| | | | | -12,872,665.97 |
| SEF0200 | MOVEAR MAINTAND OPER (0 | -1,617,537.51 | | |
| RXFR | Transfer (Regular) | 6,843.66 | 0.00 | |
| WARR | Warrants | 47.32 | 0.00 | |
| | | | | -1,610,646.53 |
| SEP0000 | Drug/Crime Enf/Pros Act 1086/ | -770,963.88 | | |
| RCPT | Receipt | 0.00 | 2,030.00 | |
| SDIS | Distribution (Special Fund) | 0.00 | 77,158.21 | |
| SPEC | Special Reversing Entry | 2,030.00 | 0.00 | |
| | | | | -848,122.09 |
| SFP3200 | Fire Prot Prem-Independence | -25,604.31 | | |
| WARR | Warrants | 3,847.13 | 0.00 | |
| | | | | -21,757.18 |
| SFP3300 | Fire Prot Prem-Izard | -3,749.74 | | |
| WARR | Warrants | 3,749.74 | 0.00 | |
| | | | | 0.00 |
| SFP4700 | Fire Prot Prem-Mississippi | -32,945.45 | | |
| WARR | Warrants | 1,829.20 | 0.00 | |
| | | | | -31,116.25 |
| SFP6700 | Fire Prot Prem-Sharp | -31,094.14 | | |
| WARR | Warrants | 9,919.98 | 0.00 | |
| | | | | -21,174.16 |
| SFP6800 | Fire Prot Prem-St. Francis | -36,690.38 | | |
| WARR | Warrants | 6,652.92 | 0.00 | |
| | | | | -30,037.46 |

Fund Transaction by Type

Start Date:12/30/21 End Date:12/30/21

| Fund | Fund Description | Beginning Balance | | Ending Balance |
|----------------|-------------------------------------|----------------------|------------|----------------------|
| Type | Type Description | Debits | Credits | |
| SFP7300 | Fire Prot Prem-White | -76,549.10 | | |
| WARR | Warrants | 2,328.16 | 0.00 | |
| | | | | -74,220.94 |
| SFS0100 | Cigarette Fire Sfty | -384,911.00 | | |
| RCPT | Receipt | 0.00 | 31,000.00 | |
| SDIS | Distribution (Special Fund) | 0.00 | 30,519.50 | |
| SPEC | Special Reversing Entry | 31,000.00 | 0.00 | |
| | | | | -415,430.50 |
| SGS0100 | Corn Grain Sorghum Bd-Oper: | -2,017,758.91 | | |
| RXFR | Transfer (Regular) | 6,036.05 | 0.00 | |
| SDIS | Distribution (Special Fund) | 0.00 | 107,539.24 | |
| SPEC | Special Reversing Entry | 0.00 | 6,036.05 | |
| | | | | -2,125,298.15 |
| SHA0200 | HVACR Licensing | -813,157.88 | | |
| RXFR | Transfer (Regular) | 15,450.55 | 0.00 | |
| SDIS | Distribution (Special Fund) | 0.00 | 23,352.34 | |
| WARR | Warrants | 1,119.60 | 0.00 | |
| | | | | -819,940.07 |
| SHF0100 | DAH Special Director | -4,879,987.22 | | |
| RXFR | Transfer (Regular) | 48,790.28 | 732,861.70 | |
| | | | | -5,564,058.64 |
| SHF0400 | DAH Special Old State House | -88,100.87 | | |
| WARR | Warrants | 2,540.18 | 0.00 | |
| | | | | -85,560.69 |
| SHF0700 | DAH Special Terr Restoration | -125,460.98 | | |
| RXFR | Transfer (Regular) | 38,880.11 | 0.00 | |
| | | | | -86,580.87 |
| SHF0900 | DAH Special Mosaic Templars | -406,422.09 | | |
| WARR | Warrants | 2,998.46 | 0.00 | |
| | | | | -403,423.63 |
| SHK0000 | Milk Inspection | -40,822.55 | | |
| RXFR | Transfer (Regular) | 12,297.88 | 0.00 | |
| SDIS | Distribution (Special Fund) | 0.00 | 10,746.34 | |
| | | | | -39,271.01 |
| SHL0000 | Plumbers Licensing | -236,288.80 | | |
| RCPT | Receipt | 0.00 | 975.00 | |
| RXFR | Transfer (Regular) | 24,927.30 | 0.00 | |
| SDIS | Distribution (Special Fund) | 0.00 | 285,234.26 | |
| SPEC | Special Reversing Entry | 975.00 | 0.00 | |
| | | | | -496,595.76 |
| SHM0100 | Mfg Home Comm-Operations | -671,218.76 | | |
| RXFR | Transfer (Regular) | 6,689.57 | 0.00 | |
| SDIS | Distribution (Special Fund) | 0.00 | 25,224.78 | |
| | | | | -689,753.97 |
| SHW0000 | Haz Waste Permit Fee | -3,426,111.03 | | |
| RXFR | Transfer (Regular) | 35,280.05 | 0.00 | |
| SDIS | Distribution (Special Fund) | 0.00 | 88,767.44 | |
| | | | | -3,479,598.42 |
| SIA0101 | L/P Equine Infectious Anemia | -643,673.23 | | |
| RCPT | Receipt | 0.00 | 237.00 | |

Fund Transaction by Type

Start Date:12/30/21

End Date:12/30/21

| Fund | Fund Description | Beginning Balance | | Ending Balance |
|----------------|--|-----------------------|--------------|-----------------------|
| Type | Type Description | Debits | Credits | |
| RXFR | Transfer (Regular) | 1,608.07 | 0.00 | |
| SDIS | Distribution (Special Fund) | 0.00 | 4,868.84 | |
| SPEC | Special Reversing Entry | 237.00 | 0.00 | |
| | | | | -646,934.00 |
| SIB0100 | Bank Department-Operations | -26,687,704.27 | | |
| RXFR | Transfer (Regular) | 292,781.52 | 0.00 | |
| SDIS | Distribution (Special Fund) | 0.00 | 1,181.40 | |
| | | | | -26,396,104.15 |
| SIL0100 | LP Gas Board Oprs | -1,752,974.96 | | |
| RXFR | Transfer (Regular) | 13,020.30 | 0.00 | |
| SDIS | Distribution (Special Fund) | 0.00 | 160,281.52 | |
| | | | | -1,900,236.18 |
| SIP0101 | Poultry & Egg Grading 19-6-40 | -7,917,714.23 | | |
| RXFR | Transfer (Regular) | 64,289.11 | 0.00 | |
| SDIS | Distribution (Special Fund) | 0.00 | 265,920.83 | |
| WARR | Warrants | 20.16 | 0.00 | |
| | | | | -8,119,325.79 |
| SIS0000 | Road/Bridge/ Rep/Maint/Gant | -0.84 | | |
| RXFR | Transfer (Regular) | 0.00 | 88.30 | |
| SDIS | Distribution (Special Fund) | 0.00 | 341,273.39 | |
| SPEC | Special Reversing Entry | 88.30 | 0.00 | |
| | | | | -341,274.23 |
| SJP0100 | Public Service-Utilities | -8,015,706.70 | | |
| RXFR | Transfer (Regular) | 247,755.93 | 0.00 | |
| WARR | Warrants | 43.44 | 0.00 | |
| | | | | -7,767,907.33 |
| SLS0000 | Beneficiaries of Fallen Law En | -30,587.75 | | |
| RXFR | Transfer (Regular) | 0.00 | 18.75 | |
| SDIS | Distribution (Special Fund) | 0.00 | 593.51 | |
| SPEC | Special Reversing Entry | 18.75 | 0.00 | |
| | | | | -31,181.26 |
| SLT0000 | LawEnforcementTrngAct372/1 | -156,686.64 | | |
| SDIS | Distribution (Special Fund) | 0.00 | 9,881.37 | |
| | | | | -166,568.01 |
| SMD0000 | Specialty Court Prog 19-6-489 | -87,351.72 | | |
| SDIS | Distribution (Special Fund) | 0.00 | 329.46 | |
| | | | | -87,681.18 |
| SMF0000 | Military Funeral Hon 784/09 | -301,181.89 | | |
| RXFR | Transfer (Regular) | 0.00 | 290.00 | |
| SDIS | Distribution (Special Fund) | 0.00 | 3,788.79 | |
| SPEC | Special Reversing Entry | 290.00 | 0.00 | |
| | | | | -304,970.68 |
| SMH2021 | EMPG T&E 20 (0995) | -25,332.38 | | |
| RXFR | Transfer (Regular) | 10,395.01 | 0.00 | |
| WARR | Warrants | 550.00 | 0.00 | |
| | | | | -14,387.37 |
| SMI0000 | MMImplementOperation (0620) | -16,181,033.07 | | |
| RCPT | Receipt | 0.00 | 18,309.00 | |
| RXFR | Transfer (Regular) | 0.00 | 64,872.87 | |
| SDIS | Distribution (Special Fund) | 0.00 | 2,607,059.46 | |
| SPEC | Special Reversing Entry | 83,181.87 | 0.00 | |

Fund Transaction by Type

Start Date:12/30/21 End Date:12/30/21

| Fund | Fund Description | Beginning Balance | | Ending Balance |
|----------------|------------------------------------|----------------------|--------------|-----------------------|
| Type | Type Description | Debits | Credits | |
| | | | | -18,788,092.53 |
| SML0000 | Domestic Peace | 0.00 | | |
| RCPT | Receipt | 0.00 | 140.00 | |
| SDIS | Distribution (Special Fund) | 0.00 | 25,160.05 | |
| SPEC | Special Reversing Entry | 140.00 | 0.00 | |
| | | | | -25,160.05 |
| SMP0000 | Division of AR State Police | 0.00 | | |
| AXFR | Advance Transfer | 0.00 | 1,500,000.00 | |
| GDIS | Distribution (General Fund) | 0.00 | 2,797,641.69 | |
| RXFR | Transfer (Regular) | 1,500,000.00 | 0.00 | |
| | | | | -2,797,641.69 |
| SMP0100 | Divusuib of AR State Police | -1,097,070.67 | | |
| RCPT | Receipt | 0.00 | 42,300.00 | |
| RXFR | Transfer (Regular) | 2,316,033.00 | 1,681,462.76 | |
| SDIS | Distribution (Special Fund) | 0.00 | 939,688.99 | |
| SPEC | Special Reversing Entry | 222,930.65 | 0.00 | |
| WARR | Warrants | 34,768.63 | 0.00 | |
| | | | | -1,186,790.14 |
| SMP0200 | ASP Indirect Admin Costs | -610,993.66 | | |
| RXFR | Transfer (Regular) | 31,056.35 | 0.00 | |
| | | | | -579,937.31 |
| SMP0500 | ASP Used Motor Vehicle | -962,175.93 | | |
| RCPT | Receipt | 0.00 | 4,250.00 | |
| RXFR | Transfer (Regular) | 17,586.73 | 0.00 | |
| SDIS | Distribution (Special Fund) | 0.00 | 80,773.30 | |
| SPEC | Special Reversing Entry | 4,250.00 | 0.00 | |
| WARR | Warrants | 130.75 | 0.00 | |
| | | | | -1,025,231.75 |
| SMP0600 | ASP-PI/Security | -721,752.99 | | |
| RCPT | Receipt | 0.00 | 500.00 | |
| RXFR | Transfer (Regular) | 12,080.28 | 0.00 | |
| SDIS | Distribution (Special Fund) | 0.00 | 33,133.35 | |
| SPEC | Special Reversing Entry | 500.00 | 0.00 | |
| WARR | Warrants | 0.67 | 0.00 | |
| | | | | -742,805.39 |
| SMP0700 | ASP Salvage Auction | -719,270.66 | | |
| SDIS | Distribution (Special Fund) | 0.00 | 17,787.45 | |
| | | | | -737,058.11 |
| SMP2003 | ASP Highway Safety 402 | -253,881.09 | | |
| RCPT | Receipt | 0.00 | 51,516.98 | |
| RXFR | Transfer (Regular) | 22,534.94 | 22,534.94 | |
| WARR | Warrants | 1,814.12 | 0.00 | |
| | | | | -303,583.95 |
| SMP2603 | ASP Highway Safety 403 | -4,054.54 | | |
| RXFR | Transfer (Regular) | 4,152.00 | 4,152.00 | |
| | | | | -4,054.54 |
| SMP3021 | Hwy Safety 405 MAP 21Act120 | -424,965.27 | | |
| WARR | Warrants | 13,028.07 | 0.00 | |
| | | | | -411,937.20 |
| SMP5280 | Video Storage 22 (0960) | -58,033.51 | | |
| WARR | Warrants | 58,033.51 | 0.00 | |

Fund Transaction by Type

Start Date:12/30/21 End Date:12/30/21

| Fund | Fund Description | Beginning Balance | | | Ending Balance |
|----------------|--|-------------------|--------------|--|-----------------------|
| Type | Type Description | Debits | Credits | | |
| | | | | | 0.00 |
| SMP7173 | STEP 22 (0960) | | | | |
| RXFR | Transfer (Regular) | 4,631.22 | 4,369.41 | | |
| | | | | | -50.06 |
| SMP8800 | ASP Vehicles (0960) | | | | |
| | | | | | -4,920,717.93 |
| RCPT | Receipt | 0.00 | 180.00 | | |
| SDIS | Distribution (Special Fund) | 0.00 | 69,091.51 | | |
| SPEC | Special Reversing Entry | 180.00 | 0.00 | | |
| WARR | Warrants | 74,671.66 | 0.00 | | |
| | | | | | -4,915,137.78 |
| SMS0000 | ADH Marine Sanitation | | | | |
| | | | | | -264,970.56 |
| RXFR | Transfer (Regular) | 4,431.78 | 6,369.12 | | |
| | | | | | -266,907.90 |
| SNH0100 | DHS-Nrs Hm Prsnl Trng-Exp | | | | |
| | | | | | -746,920.01 |
| RCPT | Receipt | 0.00 | 455.00 | | |
| SDIS | Distribution (Special Fund) | 0.00 | 841.75 | | |
| SPEC | Special Reversing Entry | 455.00 | 0.00 | | |
| | | | | | -747,761.76 |
| SNP0100 | Nuclear Planning & Response | | | | |
| | | | | | -509,913.48 |
| RXFR | Transfer (Regular) | 20,603.96 | 0.00 | | |
| | | | | | -489,309.52 |
| SPC0101 | L/P Brucellosis Erad/Inspectio | | | | |
| | | | | | -1,209,334.66 |
| RCPT | Receipt | 0.00 | 517.00 | | |
| RXFR | Transfer (Regular) | 17,939.05 | 517.00 | | |
| SDIS | Distribution (Special Fund) | 0.00 | 62,271.82 | | |
| SPEC | Special Reversing Entry | 1,034.00 | 517.00 | | |
| | | | | | -1,254,184.43 |
| SPD0100 | People With Disabilities | | | | |
| | | | | | -23,296.66 |
| RCPT | Receipt | 0.00 | 50.00 | | |
| SDIS | Distribution (Special Fund) | 0.00 | 718.28 | | |
| SPEC | Special Reversing Entry | 50.00 | 0.00 | | |
| | | | | | -24,014.94 |
| SPF0100 | Comty Punshmt Rev-Oprs | | | | |
| | | | | | -15,510,808.02 |
| RXFR | Transfer (Regular) | 0.00 | 6,119.77 | | |
| SDIS | Distribution (Special Fund) | 0.00 | 1,160,561.75 | | |
| WARR | Warrants | 24,172.30 | 0.00 | | |
| | | | | | -16,653,317.24 |
| SPS0101 | Livestock/Poultry Special Rev | | | | |
| | | | | | -840,474.80 |
| RCPT | Receipt | 0.00 | 869.00 | | |
| RXFR | Transfer (Regular) | 8,836.04 | 0.00 | | |
| SDIS | Distribution (Special Fund) | 0.00 | 190,187.71 | | |
| SPEC | Special Reversing Entry | 694.00 | 0.00 | | |
| WARR | Warrants | 526.56 | 0.00 | | |
| | | | | | -1,021,474.91 |
| SPT0100 | Dept Parks Heritage Tourism | | | | |
| | | | | | -32,348,533.32 |
| RCPT | Receipt | 0.00 | 654.15 | | |
| RXFR | Transfer (Regular) | 309,060.01 | 3,664,193.23 | | |
| SDIS | Distribution (Special Fund) | 0.00 | 1,200.02 | | |
| SPEC | Special Reversing Entry | 654.15 | 0.00 | | |
| WARR | Warrants | 59,493.15 | 0.00 | | |
| | | | | | -35,645,373.41 |

Fund Transaction by Type

Start Date:12/30/21 End Date:12/30/21

| Fund | Fund Description | Beginning Balance | | Ending Balance |
|----------------|--|----------------------|------------|----------------------|
| Type | Type Description | Debits | Credits | |
| SRP0100 | Rice Research & Promo Bd-Op | -128,760.23 | | |
| SDIS | Distribution (Special Fund) | 0.00 | 379,060.11 | |
| | | | | -507,820.34 |
| SRS0000 | Reg Sub Stor Tank Prg | -1,869,184.46 | | |
| RXFR | Transfer (Regular) | 36,943.22 | 0.00 | |
| SDIS | Distribution (Special Fund) | 0.00 | 4,174.28 | |
| | | | | -1,836,415.52 |
| SSA0000 | AR CourtAppointedSpecAdvo | -14,548.74 | | |
| RXFR | Transfer (Regular) | 0.00 | 25.00 | |
| SDIS | Distribution (Special Fund) | 0.00 | 460.27 | |
| SPEC | Special Reversing Entry | 25.00 | 0.00 | |
| | | | | -15,009.01 |
| SSC0480 | ADC Sex/Child Offen Reg-048 | -279,733.16 | | |
| RCPT | Receipt | 0.00 | 125.00 | |
| SDIS | Distribution (Special Fund) | 0.00 | 4,448.55 | |
| SPEC | Special Reversing Entry | 125.00 | 0.00 | |
| | | | | -284,181.71 |
| SSC0990 | ACIC Sex/Child Offend Reg-09 | -82,516.29 | | |
| RCPT | Receipt | 0.00 | 125.00 | |
| SDIS | Distribution (Special Fund) | 0.00 | 4,448.57 | |
| SPEC | Special Reversing Entry | 125.00 | 0.00 | |
| | | | | -86,964.86 |
| SSD0000 | Individual Sewage Disposal Sy | -100,392.72 | | |
| SDIS | Distribution (Special Fund) | 0.00 | 2,850.13 | |
| | | | | -103,242.85 |
| SSE0000 | AR Citizens 1st Resp Safety | -8.92 | | |
| SDIS | Distribution (Special Fund) | 0.00 | 23,021.39 | |
| | | | | -23,030.31 |
| SSV0100 | Alcohol Bev Control | -562,725.20 | | |
| SDIS | Distribution (Special Fund) | 0.00 | 4,607.59 | |
| WARR | Warrants | 39.00 | 0.00 | |
| | | | | -567,293.79 |
| SSW0100 | Social Work Licensing-Operati | -766,553.17 | | |
| RCPT | Receipt | 0.00 | 810.00 | |
| RXFR | Transfer (Regular) | 4,423.25 | 0.00 | |
| SDIS | Distribution (Special Fund) | 0.00 | 15,909.52 | |
| SPEC | Special Reversing Entry | 810.00 | 0.00 | |
| | | | | -778,039.44 |
| STC0100 | Telecomm Equip Fund-Oprs | -781,846.68 | | |
| RCPT | Receipt | 0.00 | 49.86 | |
| RXFR | Transfer (Regular) | 5,474.37 | 0.00 | |
| SDIS | Distribution (Special Fund) | 0.00 | 35,241.96 | |
| SPEC | Special Reversing Entry | 49.86 | 0.00 | |
| WARR | Warrants | 98.10 | 0.00 | |
| | | | | -811,516.17 |
| STR0100 | ATC Revenue | -1,840,411.86 | | |
| RXFR | Transfer (Regular) | 6,861.13 | 0.00 | |
| SDIS | Distribution (Special Fund) | 0.00 | 9,505.35 | |
| | | | | -1,843,056.08 |
| SVS0000 | AR Video Service Fund (0063) | -31,314.02 | | |
| SDIS | Distribution (Special Fund) | 0.00 | 193.80 | |

Fund Transaction by Type

Start Date:12/30/21 End Date:12/30/21

| Fund | Fund Description | Beginning Balance | | Ending Balance |
|----------------|--|-------------------|--------------|------------------------|
| Type | Type Description | Debits | Credits | |
| | | | | -31,507.82 |
| SWF0100 | Wkforce 2000 Dev-Grant/Exp | | | -0.10 |
| RADJ | Receipt Adjustment | 0.00 | 3,494,285.43 | |
| SDIS | Distribution (Special Fund) | 0.00 | 3,385,962.58 | |
| SPEC | Special Reversing Entry | 3,494,285.43 | 0.00 | |
| | | | | -3,385,962.68 |
| SWG0000 | AR Wine Grants (0900) | | | -2,050.00 |
| SDIS | Distribution (Special Fund) | 0.00 | 1,114.35 | |
| | | | | -3,164.35 |
| SWP0100 | Wheat Promotion Bd-Operatio | | | -108,982.59 |
| SDIS | Distribution (Special Fund) | 0.00 | 534.89 | |
| | | | | -109,517.48 |
| SWT0000 | In God We Trust License Plate | | | 0.00 |
| RXFR | Transfer (Regular) | 0.00 | 425.52 | |
| SDIS | Distribution (Special Fund) | 0.00 | 9,375.58 | |
| SPEC | Special Reversing Entry | 425.52 | 0.00 | |
| | | | | -9,375.58 |
| SXV0100 | Veterinary Exam Board-Operat | | | -632,436.41 |
| RXFR | Transfer (Regular) | 2,680.96 | 0.00 | |
| SDIS | Distribution (Special Fund) | 0.00 | 9.84 | |
| | | | | -629,765.29 |
| TAD0201 | Pesticide/Plant Disposal 19-5-1 | | | -491,229.80 |
| SDIS | Distribution (Special Fund) | 0.00 | 170,165.22 | |
| | | | | -661,395.02 |
| TAJ0300 | St Admin Of Justice-St Prgms/ | | | -8,628,692.12 |
| RCPT | Receipt | 0.00 | 63,021.96 | |
| RXFR | Transfer (Regular) | 0.00 | 183,490.56 | |
| SDIS | Distribution (Special Fund) | 0.00 | 2,431,861.32 | |
| SPEC | Special Reversing Entry | 183,490.56 | 0.00 | |
| | | | | -11,123,575.40 |
| TAS0000 | Securities Reserve | | | -5,846,275.03 |
| RCPT | Receipt | 0.00 | 4,133,997.06 | |
| | | | | -9,980,272.09 |
| TBB0000 | DFA Rev-Interstate Mtr Fuel Ta | | | -54,440.35 |
| WARR | Warrants | 10,123.27 | 0.00 | |
| | | | | -44,317.08 |
| TBS0000 | Budget Stabilization Trust | | | -174,716,476.30 |
| RXFR | Transfer (Regular) | 35,000.00 | 0.00 | |
| | | | | -174,681,476.30 |
| TCI0101 | Construction Industr | | | -1,111,989.35 |
| RCPT | Receipt | 0.00 | 12.14 | |
| RXFR | Transfer (Regular) | 2,356.62 | 0.00 | |
| | | | | -1,109,644.87 |
| TCR0101 | Crime Victims Revolv | | | -2,727,500.13 |
| RCPT | Receipt | 0.00 | 9.60 | |
| RXFR | Transfer (Regular) | 9,958.72 | 0.00 | |
| SDIS | Distribution (Special Fund) | 0.00 | 723.02 | |
| SPEC | Special Reversing Entry | 9.60 | 0.00 | |
| WARR | Warrants | 10,852.85 | 0.00 | |
| | | | | -2,707,411.58 |

Fund Transaction by Type

Start Date:12/30/21 End Date:12/30/21

| Fund | Fund Description | Beginning Balance | | Ending Balance |
|----------------|---------------------------------------|-----------------------|---------------|-----------------------|
| Type | Type Description | Debits | Credits | |
| TCS0200 | ADHE Stud Prot (0700) | -1,277,312.68 | | |
| SDIS | Distribution (Special Fund) | 0.00 | 492.25 | |
| | | | | -1,277,804.93 |
| TCT0200 | Children's Trust (0710) | -2,902,885.30 | | |
| SDIS | Distribution (Special Fund) | 0.00 | 19,535.04 | |
| | | | | -2,922,420.34 |
| TCU0000 | Natl Cancer Inst | -37,331,877.94 | | |
| RXFR | Transfer (Regular) | 55,740.00 | 55,741.00 | |
| SDIS | Distribution (Special Fund) | 0.00 | 130,075.35 | |
| SPEC | Special Reversing Entry | 55,741.00 | 55,740.00 | |
| | | | | -37,461,953.29 |
| TDP0100 | Death/Permanent Ttl Disability | -84,119,362.16 | | |
| RCPT | Receipt | 0.00 | 10,378.81 | |
| RXFR | Transfer (Regular) | 151,356.04 | 151,356.04 | |
| SDIS | Distribution (Special Fund) | 0.00 | 1,781.30 | |
| WARR | Warrants | 3,657.00 | 0.00 | |
| | | | | -84,127,865.27 |
| TDT9200 | Tourism Development Trust | -11,819,678.50 | | |
| RXFR | Transfer (Regular) | 11,331.46 | 11,626.45 | |
| SDIS | Distribution (Special Fund) | 0.00 | 1,534,863.98 | |
| SPEC | Special Reversing Entry | 11,626.45 | 0.00 | |
| WARR | Warrants | 4,993.44 | 0.00 | |
| | | | | -13,338,217.58 |
| TEM1001 | Revolving Loan Certificate | -13,403,816.56 | | |
| RXFR | Transfer (Regular) | 2,230.89 | 0.00 | |
| | | | | -13,401,585.67 |
| TER0000 | Teacher Retirement | -3,854,243.49 | | |
| RXFR | Transfer (Regular) | 500,727.30 | 0.00 | |
| WARR | Warrants | 152,478.62 | 0.00 | |
| | | | | -3,201,037.57 |
| TES0100 | Div Workforce Svcs Trust | -1,622,255.05 | | |
| RCPT | Receipt | 0.00 | 133,800.89 | |
| RXFR | Transfer (Regular) | 1,541,081.58 | 2,898,638.20 | |
| WARR | Warrants | 6,076.54 | 0.00 | |
| | | | | -3,107,536.02 |
| TESCARE | CARES Act Funds | -5,126,498.14 | | |
| RXFR | Transfer (Regular) | 2,898,638.20 | 1,851,714.02 | |
| | | | | -4,079,573.96 |
| TEX0000 | Education Excellence Trust | 0.00 | | |
| LCRT | General Letter of Cert | 0.00 | 32,927,470.50 | |
| | | | | -32,927,470.50 |
| TFM0000 | Military FamilyRelief19-5-1127 | -178,382.63 | | |
| WARR | Warrants | 1,500.00 | 0.00 | |
| | | | | -176,882.63 |
| TGC0000 | Corporate Income Tax | -10,519,273.12 | | |
| NDXF | Transfer (Non-Distribution) | 0.00 | 1,138,885.59 | |
| WARR | Warrants | 4,927.25 | 0.00 | |
| | | | | -11,653,231.46 |
| TGI0000 | Individual Income Tax | -9,134,699.82 | | |
| NDXF | Transfer (Non-Distribution) | 0.00 | 2,407,127.95 | |

Fund Transaction by Type

Start Date:12/30/21 End Date:12/30/21

| Fund | Fund Description | Beginning Balance | Ending Balance | |
|----------------|---------------------------------------|-----------------------|----------------|----------------|
| Type | Type Description | Debits | Credits | |
| WARR | Warrants | 603,831.65 | 0.00 | -10,937,996.12 |
| TGI00WH | Withholding Tax Ref AIRS (063) | -1,083,550.99 | | |
| WARR | Warrants | 2,272.44 | 0.00 | -1,081,278.55 |
| TGP0010 | Nat'l Cultural HistPresv(0865) | -8,378,130.24 | | |
| RXFR | Transfer (Regular) | 17,015.30 | 40,943.10 | |
| SDIS | Distribution (Special Fund) | 0.00 | 540,413.63 | |
| SPEC | Special Reversing Entry | 40,943.10 | 167.42 | |
| WARR | Warrants | 60,157.11 | 0.00 | -8,841,538.88 |
| TGT0000 | AR Natural/Cultural Resources | -30,210,754.61 | | |
| RXFR | Transfer (Regular) | 1,339.36 | 327,544.80 | |
| SDIS | Distribution (Special Fund) | 0.00 | 4,323,309.02 | |
| SPEC | Special Reversing Entry | 327,544.80 | 1,339.36 | -34,534,063.63 |
| TGT2125 | 21-002NCRC DAH ImprovANH | -254,344.51 | | |
| RXFR | Transfer (Regular) | 2,542.48 | 0.00 | -251,802.03 |
| TGT2130 | 21-002NCRC DAHImprovCons | -62,918.08 | | |
| WARR | Warrants | 4,430.00 | 0.00 | -58,488.08 |
| THL0300 | Health Dept Bldg Fund 19-5-96 | -9,976,482.45 | | |
| RCPT | Receipt | 0.00 | 6,558.00 | -9,983,040.45 |
| TIF0100 | Insurance Fraud Investig Div | -3,423,164.14 | | |
| RXFR | Transfer (Regular) | 11,789.34 | 0.00 | |
| WARR | Warrants | 1,776.15 | 0.00 | -3,409,598.65 |
| TIP0100 | Insurance Prepaid Oprs | -869,935.92 | | |
| RXFR | Transfer (Regular) | 7,591.00 | 0.00 | |
| WARR | Warrants | 46.88 | 0.00 | -862,298.04 |
| TJW0100 | Workers' Compensation | -10,270,076.87 | | |
| RXFR | Transfer (Regular) | 240,311.46 | 0.00 | |
| WARR | Warrants | 3,363.03 | 0.00 | -10,026,402.38 |
| TLP0100 | Landfill Post Closure | -11,279,368.84 | | |
| RXFR | Transfer (Regular) | 10,101.88 | 0.00 | -11,269,266.96 |
| TMP0300 | AR Medicaid Qualtiy Assuranc | -891,197.92 | | |
| RCPT | Receipt | 0.00 | 2,900,784.56 | -3,791,982.48 |
| TMP0400 | Intermed Care Provid 433/09 | -31,950,281.44 | | |
| RCPT | Receipt | 0.00 | 109,261.20 | -32,059,542.64 |
| TMP0500 | Hospital Assessment Act 562/(| -1,329,128.14 | | |
| RCPT | Receipt | 0.00 | 74,692.97 | -1,403,821.11 |
| TMR0000 | State Police Retirement | -4,960.59 | | |

Fund Transaction by Type

Start Date:12/30/21 End Date:12/30/21

| Fund | Fund Description | Beginning Balance | | Ending Balance |
|----------------|--------------------------------------|-------------------|---------------|------------------------|
| Type | Type Description | Debits | Credits | |
| RADJ | Receipt Adjustment | 0.00 | 463,797.11 | |
| RXFR | Transfer (Regular) | 0.00 | 12,513.26 | |
| SDIS | Distribution (Special Fund) | 0.00 | 562,801.88 | |
| SPEC | Special Reversing Entry | 476,310.37 | 0.00 | |
| | | | | -567,762.47 |
| TOD0000 | Organ Donor Aware Ed | | | -2.00 |
| RXFR | Transfer (Regular) | 0.00 | 125.00 | |
| SDIS | Distribution (Special Fund) | 0.00 | 1,837.92 | |
| SPEC | Special Reversing Entry | 125.00 | 0.00 | |
| | | | | -1,839.92 |
| TPC0100 | Court Awards | | | -404,395.77 |
| RXFR | Transfer (Regular) | 10,772.57 | 0.00 | |
| WARR | Warrants | 1,529.04 | 0.00 | |
| | | | | -392,094.16 |
| TPE0000 | Div Environmental Quality | | | -852,205.66 |
| RXFR | Transfer (Regular) | 180,618.70 | 4,005.97 | |
| SDIS | Distribution (Special Fund) | 0.00 | 681,117.47 | |
| SPEC | Special Reversing Entry | 4,005.97 | 1,371.08 | |
| WARR | Warrants | 2,754.56 | 0.00 | |
| | | | | -1,351,320.95 |
| TPET500 | Div Environmental Qual Fee Ai | | | -12,629,734.67 |
| RXFR | Transfer (Regular) | 184,523.64 | 0.00 | |
| SDIS | Distribution (Special Fund) | 0.00 | 702,068.22 | |
| | | | | -13,147,279.25 |
| TPF0100 | Hwy Oprs-142 | | | -5,195,231.31 |
| RXFR | Transfer (Regular) | 9.85 | 62.61 | |
| SDIS | Distribution (Special Fund) | 0.00 | 477,081.99 | |
| SPEC | Special Reversing Entry | 62.61 | 9.85 | |
| | | | | -5,672,313.30 |
| TPM0000 | Public Safety Trust | | | -1,949,821.18 |
| RCPT | Receipt | 0.00 | 2,751,164.28 | |
| RXFR | Transfer (Regular) | 0.00 | 105.00 | |
| | | | | -4,701,090.46 |
| TPR0100 | Real Prop Tax Redistribution | | | -152,892,299.88 |
| RXFR | Transfer (Regular) | 119,442.29 | 1,837,266.60 | |
| SDIS | Distribution (Special Fund) | 0.00 | 29,609,809.21 | |
| SPEC | Special Reversing Entry | 1,837,266.60 | 119,442.29 | |
| | | | | -182,502,109.09 |
| TPT0000 | Petroleum Storage Tank Trust | | | -39,327,004.27 |
| RXFR | Transfer (Regular) | 3,617.94 | 11,998.91 | |
| | | | | -39,335,385.24 |
| TPW0100 | Waste Wtr Abmnt Bnds-(455) | | | -136,249.15 |
| RXFR | Transfer (Regular) | 8,732.85 | 0.00 | |
| | | | | -127,516.30 |
| TPX0000 | Waste Water Pollution Bonds | | | -32,844,743.42 |
| LCRT | General Letter of Cert | 0.00 | 1,200,000.00 | |
| | | | | -34,044,743.42 |
| TRR0000 | AR State Hwy Emp Retirement | | | -483,414.61 |
| WARR | Warrants | 34,686.89 | 0.00 | |
| | | | | -448,727.72 |

Fund Transaction by Type

Start Date:12/30/21 End Date:12/30/21

| Fund | Fund Description | Beginning Balance | | Ending Balance |
|----------------|---|-------------------|--------------|------------------------|
| Type | Type Description | Debits | Credits | |
| TRS0000 | Animal Resc/Shelter 692/09 | | | 0.00 |
| RXFR | Transfer (Regular) | 339.15 | 0.00 | |
| SDIS | Distribution (Special Fund) | 0.00 | 339.15 | |
| | | | | 0.00 |
| TRS0100 | Co/City Shelters 692/09 | | | -525.68 |
| RXFR | Transfer (Regular) | 0.00 | 237.41 | |
| | | | | -763.09 |
| TRS0300 | AEDC-RS Shelters (790) | | | -15,399.23 |
| RXFR | Transfer (Regular) | 0.00 | 101.74 | |
| | | | | -15,500.97 |
| TSC0200 | Tobacco Settl Comm-Oprs | | | -8,466,651.17 |
| RXFR | Transfer (Regular) | 1,679.05 | 0.00 | |
| WARR | Warrants | 1,000.00 | 0.00 | |
| | | | | -8,463,972.12 |
| TSD0100 | Hlth-Prev & Cessation Prg-(64) | | | -12,496,155.28 |
| RXFR | Transfer (Regular) | 69,140.26 | 0.00 | |
| WARR | Warrants | 16,765.29 | 0.00 | |
| | | | | -12,410,249.73 |
| TSE0100 | Targeted St Needs Prg-Minorit | | | -6,742,365.71 |
| RXFR | Transfer (Regular) | 8,721.74 | 0.00 | |
| WARR | Warrants | 2,457.00 | 0.00 | |
| | | | | -6,731,186.97 |
| TSG0100 | DHS DCO Medicaid Expansion | | | -38,185,283.01 |
| RXFR | Transfer (Regular) | 31,026.67 | 0.00 | |
| | | | | -38,154,256.34 |
| TSI0100 | State Insurance Dept Trust | | | -496,342.27 |
| RXFR | Transfer (Regular) | 27,579.12 | 0.00 | |
| | | | | -468,763.15 |
| TSI4500 | State Insurance Dept Trust | | | -18,892,038.04 |
| RXFR | Transfer (Regular) | 304,742.61 | 0.00 | |
| SDIS | Distribution (Special Fund) | 0.00 | 1,465,277.49 | |
| WARR | Warrants | 2,947.19 | 0.00 | |
| | | | | -20,049,625.73 |
| TSR0000 | AR Public Employees Retirem | | | -561,076.94 |
| RCPT | Receipt | 0.00 | 45,372.83 | |
| RXFR | Transfer (Regular) | 167,670.53 | 300,151.66 | |
| WARR | Warrants | 165,428.58 | 0.00 | |
| | | | | -573,502.32 |
| TSU0000 | Local Sales & Use Tax | | | -152,500,246.49 |
| RXFR | Transfer (Regular) | 1,014,440.58 | 2,477,542.70 | |
| | | | | -153,963,348.61 |
| TTR0100 | Uniform Tax Rate Trust | | | -26,365,853.85 |
| RCPT | Receipt | 0.00 | 5,495,517.12 | |
| WARR | Warrants | 26,365,853.85 | 0.00 | |
| | | | | -5,495,517.12 |
| TUT0000 | Used Tire Recycling (0930) | | | -1,079,076.61 |
| RCPT | Receipt | 0.00 | 37,874.97 | |
| RXFR | Transfer (Regular) | 92,654.07 | 72,809.23 | |
| SDIS | Distribution (Special Fund) | 0.00 | 621,480.82 | |
| SPEC | Special Reversing Entry | 110,684.20 | 75,444.12 | |

Fund Transaction by Type

Start Date:12/30/21 End Date:12/30/21

| Fund | Fund Description | Beginning Balance | | | Ending Balance |
|----------------|-----------------------------------|-----------------------|----------|--|-----------------------|
| Type | Type Description | Debits | Credits | | |
| | | | | | -1,683,347.48 |
| TUW0100 | Workers' Comp Revolving | -10,432,173.89 | | | |
| WARR | Warrants | 14,442.27 | 0.00 | | |
| | | | | | -10,417,731.62 |
| TWS0100 | Solid Waste Mgmt/Recycling | -1,450,400.49 | | | |
| RXFR | Transfer (Regular) | 46,315.34 | 0.00 | | |
| SDIS | Distribution (Special Fund) | 0.00 | 6,485.39 | | |
| | | | | | -1,410,570.54 |
| TZS0000 | Div Workforce Svcs Special | -11,636,071.40 | | | |
| WARR | Warrants | 66.56 | 0.00 | | |
| | | | | | -11,636,004.84 |

Fund Transaction by Type

Start Date:7/1/21 End Date:12/31/21

| Fund | Fund Description | Beginning Balance | | Ending Balance |
|----------------|------------------------------------|-------------------|----------------------|-----------------------|
| Type | Type Description | Debits | Credits | |
| AGA0000 | General Revenue Allotment | | 0.00 | |
| AXFR | Advance Transfer | 559,625,301.68 | 4,082,000.00 | |
| COFF | Checks Charged Off | 910,386.63 | 200.00 | |
| CTAX | Claims & Taxes | 330,953.95 | 658.73 | |
| DXFR | Transfer (Deduction) | 120,776,741.50 | 0.00 | |
| GDIS | Distribution (General Fund) | 2,863,556,661.51 | 0.00 | |
| LCRT | General Letter of Cert | 233,406,163.24 | 0.00 | |
| NDXF | Transfer (Non-Distribution) | 122,858,702.06 | 117,650.55 | |
| RADJ | Receipt Adjustment | 7,281,769.53 | 427,817,403.21 | |
| RCPT | Receipt | 0.00 | 4,917,781,633.87 | |
| RXFR | Transfer (Regular) | 7,578,904,275.16 | 6,143,357,589.60 | |
| TELL | Teller | 5,506,180.70 | 0.00 | |
| | | | | 0.00 |
| AGA0090 | GR Hwy Casino Gaming | | -5,599,085.14 | |
| RXFR | Transfer (Regular) | 5,599,085.14 | 0.00 | |
| | | | | 0.00 |
| ARH0000 | Revenue Holding | | 0.00 | |
| COFF | Checks Charged Off | 142,367.32 | 0.00 | |
| CTAX | Claims & Taxes | 236,262.59 | 10,377.32 | |
| RADJ | Receipt Adjustment | 411,134,727.15 | 7,281,469.53 | |
| RCPT | Receipt | 0.00 | 405,153,872.37 | |
| RXFR | Transfer (Regular) | 110,190,278.87 | 109,740,556.51 | |
| TELL | Teller | 482,639.80 | 0.00 | |
| | | | | 0.00 |
| ARH0100 | Revenue Holding Ins | | 0.00 | |
| CTAX | Claims & Taxes | 12,742.00 | 45.00 | |
| RADJ | Receipt Adjustment | 3,981,038.00 | 0.00 | |
| RCPT | Receipt | 0.00 | 7,999,743.00 | |
| | | | | -4,006,008.00 |
| ARH0200 | Revenue Holding Premium Tax | | 0.00 | |
| CTAX | Claims & Taxes | 2,409,688.00 | 881,294.00 | |
| RADJ | Receipt Adjustment | 40,761,096.00 | 0.00 | |
| RCPT | Receipt | 0.00 | 111,071,514.00 | |
| RXFR | Transfer (Regular) | 6,234,318.00 | 3,247,707.00 | |
| | | | | -65,795,413.00 |
| ARHDSMV | RevHold DSMV (0610) | | -2,009,476.18 | |
| COFF | Checks Charged Off | 12,203.40 | 0.00 | |
| RCPT | Receipt | 0.00 | 435,747,613.25 | |
| RXFR | Transfer (Regular) | 443,780,611.31 | 8,147,195.84 | |
| TELL | Teller | 35,527.49 | 0.00 | |
| | | | | -2,075,943.07 |
| ASA0000 | Special Revenue Allotment | | 0.00 | |
| 4LHC | Four Lane Highway Constructio | 176,782,008.50 | 0.00 | |
| DXFR | Transfer (Deduction) | 35,383,905.69 | 0.00 | |
| HDIS | Distribution (Highway Fund) | 299,704,258.11 | 0.00 | |
| HSDIS | Highway Severance Distribution | 23,750,672.60 | 0.00 | |
| SDIS | Distribution (Special Fund) | 810,527,317.49 | 0.00 | |
| SPEC | Special Reversing Entry | 4,747,314.38 | 1,393,804,636.51 | |
| WFDIS | Wholesale FuelTax Distribution | 42,909,159.74 | 0.00 | |

Fund Transaction by Type

Start Date:7/1/21 End Date:12/31/21

| Fund | Fund Description | Beginning Balance | | Ending Balance |
|----------------|-------------------------------------|-----------------------|---------------|-----------------------|
| Type | Type Description | Debits | Credits | |
| | | | | 0.00 |
| BAA0000 | Public Health | -2,381,345.73 | | |
| GDIS | Distribution (General Fund) | 0.00 | 48,572,848.93 | |
| RADJ | Receipt Adjustment | 75.00 | 0.00 | |
| RCPT | Receipt | 0.00 | 75.00 | |
| RXFR | Transfer (Regular) | 36,927,559.49 | 5,469,699.37 | |
| SDIS | Distribution (Special Fund) | 0.00 | 0.00 | |
| SPEC | Special Reversing Entry | 75.00 | 75.00 | |
| | | | | -19,496,334.54 |
| BAA0100 | Public Health | -41,508,793.14 | | |
| COFF | Checks Charged Off | 2,119.20 | 0.00 | |
| RADJ | Receipt Adjustment | 121,679.42 | 134,109.39 | |
| RCPT | Receipt | 0.00 | 20,666,328.08 | |
| RXFR | Transfer (Regular) | 44,054,140.43 | 20,041,981.53 | |
| SDIS | Distribution (Special Fund) | 0.00 | 5,921,911.78 | |
| SPEC | Special Reversing Entry | 6,079,192.93 | 63,415.77 | |
| | | | | -38,079,407.71 |
| BAA0200 | Health NonDiscretionary Rev | -7,728,026.35 | | |
| RADJ | Receipt Adjustment | 113,872.69 | 113,872.69 | |
| RCPT | Receipt | 0.00 | 31,839,507.89 | |
| RXFR | Transfer (Regular) | 21,141,016.56 | 3,049,342.32 | |
| SDIS | Distribution (Special Fund) | 0.00 | 404,714.47 | |
| SPEC | Special Reversing Entry | 448,185.71 | 37,099.41 | |
| | | | | -21,469,488.17 |
| BAA0300 | Trauma System Exp 1386/09 | -12,540,614.27 | | |
| RCPT | Receipt | 0.00 | 1,048.09 | |
| RXFR | Transfer (Regular) | 964,758.78 | 210,870.10 | |
| WARR | Warrants | 5,198,794.80 | 0.00 | |
| | | | | -6,588,978.88 |
| BAA0310 | Trauma GR Hold (0645) | -381,077.26 | | |
| RXFR | Transfer (Regular) | 3,767,746.28 | 3,457,573.41 | |
| | | | | -70,904.39 |
| BAA1200 | Cost Allocation Recon (0645) | -9,769,141.58 | | |
| RXFR | Transfer (Regular) | 1,505,035.11 | 1,612,159.77 | |
| | | | | -9,876,266.24 |
| BAA2000 | Cosmetology Revenue 4/09 | -5,784,226.30 | | |
| COFF | Checks Charged Off | 1,160.00 | 0.00 | |
| RADJ | Receipt Adjustment | 350.00 | 350.00 | |
| RCPT | Receipt | 0.00 | 368,875.58 | |
| RXFR | Transfer (Regular) | 592,651.13 | 22,713.47 | |
| SDIS | Distribution (Special Fund) | 0.00 | 308,709.66 | |
| SPEC | Special Reversing Entry | 320,025.00 | 6,455.00 | |
| | | | | -5,577,143.88 |
| BAA2510 | Board of Sanitarians | -85,823.95 | | |
| RADJ | Receipt Adjustment | 90.00 | 0.00 | |
| RCPT | Receipt | 0.00 | 500.00 | |
| RXFR | Transfer (Regular) | 29.50 | 10,020.00 | |
| SDIS | Distribution (Special Fund) | 88.60 | 88.60 | |
| SPEC | Special Reversing Entry | 90.00 | 90.00 | |
| | | | | -96,224.45 |
| BAA3000 | PH Home Health | -2,620,236.51 | | |

Fund Transaction by Type

Start Date:7/1/21 End Date:12/31/21

| Fund | Fund Description | Beginning Balance | | Ending Balance |
|----------------|--------------------------------------|----------------------|----------------|-----------------------|
| Type | Type Description | Debits | Credits | |
| RCPT | Receipt | 0.00 | 64.89 | |
| RXFR | Transfer (Regular) | 31,985.86 | 6,300.00 | |
| | | | | -2,594,615.54 |
| BAA4200 | Medical Marijuana (0645) | -312,598.12 | | |
| RXFR | Transfer (Regular) | 346,236.66 | 1,057,139.13 | |
| | | | | -1,023,500.59 |
| BAA9000 | PH Salary Alloc Hold (0645) | -3,229,134.70 | | |
| RCPT | Receipt | 0.00 | 75.00 | |
| RXFR | Transfer (Regular) | 2,721,486.77 | 1,683,605.83 | |
| | | | | -2,191,328.76 |
| CAA0000 | Univ of AR Fayetteville | 0.00 | | |
| GDIS | Distribution (General Fund) | 0.00 | 114,273,265.29 | |
| RXFR | Transfer (Regular) | 92,678,523.65 | 0.00 | |
| | | | | -21,594,741.64 |
| CAA0100 | Univ of AR Fayetteville | -7,632,716.85 | | |
| RXFR | Transfer (Regular) | 3,394,602.10 | 65,787,292.91 | |
| WARR | Warrants | 69,632,716.85 | 0.00 | |
| | | | | -392,690.81 |
| CAA0300 | UAF Law School SR | -35,967.00 | | |
| RCPT | Receipt | 0.00 | 234,027.80 | |
| SDIS | Distribution (Special Fund) | 0.00 | 226,772.94 | |
| SPEC | Special Reversing Entry | 234,027.80 | 0.00 | |
| | | | | -262,739.94 |
| CAA1000 | UA-Sy/Division 19-5-303(a) | -530,209.00 | | |
| RCPT | Receipt | 0.00 | 2.64 | |
| RXFR | Transfer (Regular) | 3,335.32 | 5,189,472.08 | |
| SDIS | Distribution (Special Fund) | 0.00 | 2.56 | |
| SPEC | Special Reversing Entry | 2.64 | 0.00 | |
| WARR | Warrants | 4,318,481.25 | 0.00 | |
| | | | | -1,397,867.07 |
| CAA1100 | UA Criminal Jus Inst 19-5-303 | -130,695.21 | | |
| RXFR | Transfer (Regular) | 0.00 | 68,074.66 | |
| WARR | Warrants | 130,695.21 | 0.00 | |
| | | | | -68,074.66 |
| CAA1300 | UA-Coop Ext 19-5-303(a) | -3,290,010.19 | | |
| RCPT | Receipt | 0.00 | 20.55 | |
| RXFR | Transfer (Regular) | 19,561.78 | 33,651,912.99 | |
| SDIS | Distribution (Special Fund) | 0.00 | 19.92 | |
| SPEC | Special Reversing Entry | 20.55 | 0.00 | |
| WARR | Warrants | 28,282,620.61 | 0.00 | |
| | | | | -8,639,760.71 |
| CCA0000 | Univ of AR Medical Center | -5,779,761.29 | | |
| AXFR | Advance Transfer | 0.00 | 31,007,000.00 | |
| GDIS | Distribution (General Fund) | 0.00 | 23,775,889.69 | |
| RXFR | Transfer (Regular) | 2,175,184.47 | 5,396,063.36 | |
| WARR | Warrants | 59,856,956.62 | 0.00 | |
| | | | | -3,926,573.25 |
| CCA0100 | UAMS College of Pharmacy | -32,336.03 | | |
| RXFR | Transfer (Regular) | 386.10 | 2,191,879.73 | |
| SDIS | Distribution (Special Fund) | 0.00 | 199,995.42 | |
| SPEC | Special Reversing Entry | 206,779.73 | 386.10 | |

Fund Transaction by Type

Start Date:7/1/21 End Date:12/31/21

| Fund | Fund Description | Beginning Balance | | Ending Balance |
|----------------|------------------------------------|----------------------|---------------|-----------------------|
| Type | Type Description | Debits | Credits | |
| WARR | Warrants | 2,183,537.51 | 0.00 | |
| | | | | -33,893.94 |
| CCA0200 | UAMS 4% Mixed Drink Tax SR | -564,543.78 | | |
| RXFR | Transfer (Regular) | 98,947.06 | 3,083,083.25 | |
| SDIS | Distribution (Special Fund) | 0.00 | 2,891,627.97 | |
| SPEC | Special Reversing Entry | 3,083,083.25 | 98,947.06 | |
| WARR | Warrants | 2,985,153.00 | 0.00 | |
| | | | | -471,018.75 |
| CEA0000 | Univ of AR Little Rock | -3,555,222.68 | | |
| GDIS | Distribution (General Fund) | 0.00 | 34,740,265.65 | |
| RXFR | Transfer (Regular) | 17,766.20 | 3,199,833.40 | |
| WARR | Warrants | 14,654,535.33 | 0.00 | |
| | | | | -26,823,020.20 |
| CEA0100 | UALR Law Sch SR 19-5-303(c) | -35,967.00 | | |
| RCPT | Receipt | 0.00 | 234,027.80 | |
| SDIS | Distribution (Special Fund) | 0.00 | 226,772.94 | |
| SPEC | Special Reversing Entry | 234,027.80 | 0.00 | |
| | | | | -262,739.94 |
| CGA0000 | Univ AR Pine Bluff | -6,352,092.40 | | |
| GDIS | Distribution (General Fund) | 0.00 | 15,046,412.93 | |
| RXFR | Transfer (Regular) | 13,396.06 | 1,046,331.70 | |
| WARR | Warrants | 5,041,485.00 | 0.00 | |
| | | | | -17,389,955.97 |
| CIA0000 | Univ AR Monticello | -1,204,709.71 | | |
| GDIS | Distribution (General Fund) | 0.00 | 9,169,160.78 | |
| RXFR | Transfer (Regular) | 2,818.90 | 1,344,901.42 | |
| WARR | Warrants | 9,979,628.00 | 0.00 | |
| | | | | -1,736,325.01 |
| CKA0000 | AR State Univ Jonesboro | -3,585,808.94 | | |
| AXFR | Advance Transfer | 0.00 | 5,000.00 | |
| GDIS | Distribution (General Fund) | 0.00 | 34,262,545.93 | |
| RXFR | Transfer (Regular) | 14,606.43 | 3,406,625.10 | |
| WARR | Warrants | 34,769,678.64 | 0.00 | |
| | | | | -6,475,694.90 |
| CMA0000 | AR State Univ Beebe | -1,220,309.88 | | |
| GDIS | Distribution (General Fund) | 0.00 | 6,745,282.16 | |
| RXFR | Transfer (Regular) | 1,717.76 | 1,213,730.12 | |
| WARR | Warrants | 5,152,600.35 | 0.00 | |
| | | | | -4,025,004.05 |
| CMN0000 | AR State Univ Newport | -702,882.64 | | |
| GDIS | Distribution (General Fund) | 0.00 | 3,580,685.17 | |
| RXFR | Transfer (Regular) | 712.79 | 708,813.84 | |
| WARR | Warrants | 3,975,109.40 | 0.00 | |
| | | | | -1,016,559.46 |
| CMS0000 | School for Math/Sci/Arts | -6,223,657.33 | | |
| GDIS | Distribution (General Fund) | 0.00 | 650,398.78 | |
| RXFR | Transfer (Regular) | 1,567.27 | 4,034,063.15 | |
| WARR | Warrants | 1,513,694.02 | 0.00 | |
| | | | | -9,392,857.97 |
| COA0000 | AR Tech University | -1,624,691.27 | | |
| GDIS | Distribution (General Fund) | 0.00 | 19,165,203.58 | |

Fund Transaction by Type

Start Date:7/1/21 End Date:12/31/21

| Fund | Fund Description | Beginning Balance | | Ending Balance |
|----------------|-----------------------------------|----------------------|--------------|----------------------|
| Type | Type Description | Debits | Credits | |
| RXFR | Transfer (Regular) | 5,667.58 | 1,539,168.63 | |
| WARR | Warrants | 18,692,009.72 | 0.00 | |
| | | | | -3,631,386.18 |
| CQA0000 | Henderson State University | -909,935.61 | | |
| AXFR | Advance Transfer | 0.00 | 7,334,000.00 | |
| GDIS | Distribution (General Fund) | 0.00 | 3,590,259.68 | |
| RXFR | Transfer (Regular) | 3,587.79 | 1,181,266.30 | |
| WARR | Warrants | 12,228,466.48 | 0.00 | |
| | | | | -783,407.32 |
| CSA0000 | Southern AR University | -5,157,568.30 | | |
| GDIS | Distribution (General Fund) | 0.00 | 9,327,926.58 | |
| RXFR | Transfer (Regular) | 2,005.01 | 698,390.45 | |
| WARR | Warrants | 12,370,609.30 | 0.00 | |
| | | | | -2,811,271.02 |
| CSS0000 | SAU Tech | -533,211.46 | | |
| GDIS | Distribution (General Fund) | 0.00 | 4,378,030.87 | |
| RXFR | Transfer (Regular) | 4,888.09 | 182,342.60 | |
| WARR | Warrants | 3,716,999.74 | 0.00 | |
| | | | | -1,371,697.10 |
| CTB0000 | Black River Tech College | -298,080.00 | | |
| GDIS | Distribution (General Fund) | 0.00 | 3,422,108.49 | |
| RXFR | Transfer (Regular) | 721.70 | 1,122,604.38 | |
| WARR | Warrants | 3,555,177.29 | 0.00 | |
| | | | | -1,286,893.88 |
| CTC0000 | Cossatot CC UA | -173,802.00 | | |
| GDIS | Distribution (General Fund) | 0.00 | 1,995,335.27 | |
| RXFR | Transfer (Regular) | 3,081.43 | 675,168.60 | |
| WARR | Warrants | 1,212,528.10 | 0.00 | |
| | | | | -1,628,696.34 |
| CTG0000 | UA Comm College Batesville | -206,507.00 | | |
| GDIS | Distribution (General Fund) | 0.00 | 2,370,801.79 | |
| RXFR | Transfer (Regular) | 617.74 | 433,379.82 | |
| WARR | Warrants | 972,229.97 | 0.00 | |
| | | | | -2,037,840.90 |
| CTH0000 | ASU Mt Home | -184,188.00 | | |
| GDIS | Distribution (General Fund) | 0.00 | 2,114,573.67 | |
| RXFR | Transfer (Regular) | 1,455.85 | 411,964.26 | |
| WARR | Warrants | 831,660.71 | 0.00 | |
| | | | | -1,877,609.37 |
| CTJ0000 | UA CC Morilton | -160,803.15 | | |
| GDIS | Distribution (General Fund) | 0.00 | 2,909,542.92 | |
| RXFR | Transfer (Regular) | 1,008.12 | 645,593.10 | |
| WARR | Warrants | 2,896,699.38 | 0.00 | |
| | | | | -818,231.67 |
| CTM0000 | ASU Mid-South 19-5-303(v) | -887,459.82 | | |
| GDIS | Distribution (General Fund) | 0.00 | 3,186,107.85 | |
| RXFR | Transfer (Regular) | 579.12 | 1,106,177.58 | |
| SDIS | Distribution (Special Fund) | 0.00 | 10,388.22 | |
| SPEC | Special Reversing Entry | 10,720.56 | 0.00 | |
| WARR | Warrants | 770,430.38 | 0.00 | |
| | | | | -4,408,403.41 |

Fund Transaction by Type

Start Date:7/1/21 End Date:12/31/21

| Fund | Fund Description | Beginning Balance | | Ending Balance |
|----------------|-----------------------------------|----------------------|---------------|----------------------|
| Type | Type Description | Debits | Credits | |
| CTO0000 | Ozarka College | -152,439.00 | | |
| GDIS | Distribution (General Fund) | 0.00 | 1,750,078.93 | |
| RXFR | Transfer (Regular) | 1,322.51 | 635,920.38 | |
| WARR | Warrants | 2,095,321.72 | 0.00 | |
| | | | | -441,794.08 |
| CTP0000 | UA Pulaski Tech College | -738,064.00 | | |
| GDIS | Distribution (General Fund) | 0.00 | 8,473,348.11 | |
| RXFR | Transfer (Regular) | 381,538.06 | 1,515,847.10 | |
| WARR | Warrants | 4,908,751.61 | 0.00 | |
| | | | | -5,436,969.54 |
| CTR0000 | UA Comm College Hope Texar | -249,455.00 | | |
| GDIS | Distribution (General Fund) | 0.00 | 2,685,912.22 | |
| RXFR | Transfer (Regular) | 482.43 | 979,473.66 | |
| WARR | Warrants | 2,007,604.49 | 0.00 | |
| | | | | -1,906,753.96 |
| CTT0000 | Southeast AR College | -274,836.00 | | |
| GDIS | Distribution (General Fund) | 0.00 | 3,155,259.71 | |
| RXFR | Transfer (Regular) | 1,256.87 | 987,599.40 | |
| WARR | Warrants | 3,817,599.89 | 0.00 | |
| | | | | -598,838.35 |
| CTW0000 | ASU Three Rivers 19-5-303 | -173,544.00 | | |
| AXFR | Advance Transfer | 0.00 | 1,000.00 | |
| GDIS | Distribution (General Fund) | 0.00 | 1,991,372.10 | |
| RXFR | Transfer (Regular) | 1,311.14 | 578,193.18 | |
| WARR | Warrants | 2,366,290.47 | 0.00 | |
| | | | | -376,507.67 |
| CUA0000 | University of Central AR | -2,762,659.00 | | |
| AXFR | Advance Transfer | 0.00 | 3,286,000.00 | |
| GDIS | Distribution (General Fund) | 0.00 | 28,430,740.59 | |
| RXFR | Transfer (Regular) | 16,240.49 | 2,599,754.50 | |
| WARR | Warrants | 31,069,256.05 | 0.00 | |
| | | | | -5,993,657.55 |
| CWA0000 | Northwest AR Comm College | -707,815.63 | | |
| GDIS | Distribution (General Fund) | 0.00 | 6,275,260.95 | |
| RXFR | Transfer (Regular) | 4,634.30 | 562,192.80 | |
| WARR | Warrants | 4,764,491.80 | 0.00 | |
| | | | | -2,776,143.28 |
| CWE0000 | East AR Comm College | -1,277,039.93 | | |
| GDIS | Distribution (General Fund) | 0.00 | 4,732,441.53 | |
| RXFR | Transfer (Regular) | 641.14 | 425,336.30 | |
| WARR | Warrants | 3,114,030.81 | 0.00 | |
| | | | | -3,320,145.81 |
| CWE1500 | CRTI-Workforce Edu (0170) | -594.19 | | |
| RXFR | Transfer (Regular) | 0.00 | 391,610.34 | |
| | | | | -392,204.53 |
| CWG0000 | National Park College | -961,590.36 | | |
| GDIS | Distribution (General Fund) | 0.00 | 5,063,871.80 | |
| RXFR | Transfer (Regular) | 4,572.05 | 970,160.71 | |
| WARR | Warrants | 3,876,174.57 | 0.00 | |
| | | | | -3,114,876.25 |
| CWM0000 | AR Northeastern College | -999,794.33 | | |

Fund Transaction by Type

Start Date:7/1/21 End Date:12/31/21

| Fund | Fund Description | Beginning Balance | | Ending Balance |
|----------------|---------------------------------------|----------------------|---------------|-----------------------|
| Type | Type Description | Debits | Credits | |
| GDIS | Distribution (General Fund) | 0.00 | 4,970,569.09 | |
| RXFR | Transfer (Regular) | 605.89 | 797,263.14 | |
| WARR | Warrants | 5,079,976.53 | 0.00 | |
| | | | | -1,687,044.14 |
| CWN0000 | North AR College | -434,668.04 | | |
| GDIS | Distribution (General Fund) | 0.00 | 4,481,462.41 | |
| RXFR | Transfer (Regular) | 882.05 | 3,538,787.00 | |
| WARR | Warrants | 4,600,599.44 | 0.00 | |
| | | | | -3,853,435.96 |
| CWP0000 | Phillips CC UA | -974,918.27 | | |
| GDIS | Distribution (General Fund) | 0.00 | 5,159,740.12 | |
| RXFR | Transfer (Regular) | 2,795.22 | 679,147.86 | |
| WARR | Warrants | 4,336,623.01 | 0.00 | |
| | | | | -2,474,388.02 |
| CWR0000 | UACC Rich Mountain | -197,877.19 | | |
| GDIS | Distribution (General Fund) | 0.00 | 1,851,688.10 | |
| RXFR | Transfer (Regular) | 363.29 | 112,273.40 | |
| WARR | Warrants | 1,518,324.73 | 0.00 | |
| | | | | -643,150.67 |
| CWS0000 | South AR Community College | -352,964.69 | | |
| GDIS | Distribution (General Fund) | 0.00 | 3,463,066.72 | |
| RXFR | Transfer (Regular) | 1,151.83 | 521,594.04 | |
| WARR | Warrants | 3,682,042.06 | 0.00 | |
| | | | | -654,431.56 |
| CWW0000 | University of AR Ft Smith | -1,322,706.38 | | |
| GDIS | Distribution (General Fund) | 0.00 | 11,679,813.92 | |
| RXFR | Transfer (Regular) | 2,358.62 | 1,730,886.95 | |
| WARR | Warrants | 2,410,354.30 | 0.00 | |
| | | | | -12,320,694.33 |
| DAS0000 | Dept Human Svc Admin | -2,207,127.41 | | |
| AXFR | Advance Transfer | 182,000.00 | 1,721,000.00 | |
| GDIS | Distribution (General Fund) | 0.00 | 12,801,920.38 | |
| RXFR | Transfer (Regular) | 16,799,798.21 | 5,172,351.63 | |
| | | | | -4,920,601.21 |
| DBA0000 | DHS Behav Health Svc 19-5-30 | -7,375,753.99 | | |
| AXFR | Advance Transfer | 611,000.00 | 28,353,000.00 | |
| GDIS | Distribution (General Fund) | 0.00 | 29,760,570.32 | |
| RXFR | Transfer (Regular) | 63,197,988.66 | 7,334,753.42 | |
| | | | | -9,015,089.07 |
| DBA7100 | AR Senior Olympics | 0.00 | | |
| RXFR | Transfer (Regular) | 0.00 | 70,000.00 | |
| WARR | Warrants | 70,000.00 | 0.00 | |
| | | | | 0.00 |
| DBA9700 | Crisis Intervention (0710) | -3,968,624.68 | | |
| RXFR | Transfer (Regular) | 0.00 | 3,731,590.03 | |
| WARR | Warrants | 1,503,430.25 | 0.00 | |
| | | | | -6,196,784.46 |
| DCC0000 | DHS Childcare/ Ed 19-5-306(12) | 0.00 | | |
| AXFR | Advance Transfer | 0.00 | 298,000.00 | |
| GDIS | Distribution (General Fund) | 0.00 | 1,011,458.11 | |
| RXFR | Transfer (Regular) | 2,239,888.68 | 2,583,499.00 | |

Fund Transaction by Type

Start Date:7/1/21 End Date:12/31/21

| Fund | Fund Description | Beginning Balance | | Ending Balance |
|----------------|-------------------------------------|----------------------|---------------|-----------------------|
| Type | Type Description | Debits | Credits | |
| | | | | -1,653,068.43 |
| DCF0000 | DHS Children/Family Svc | -6,520,932.18 | | |
| AXFR | Advance Transfer | 38,000.00 | 24,132,000.00 | |
| GDIS | Distribution (General Fund) | 0.00 | 48,382,213.12 | |
| RXFR | Transfer (Regular) | 77,898,924.35 | 14,662,959.44 | |
| | | | | -15,761,180.39 |
| DCF1100 | DHS Child/Fam Res Treatment | -232,581.00 | | |
| RCPT | Receipt | 0.00 | 3,150.00 | |
| RXFR | Transfer (Regular) | 0.00 | 2,686,685.70 | |
| WARR | Warrants | 2,815,275.70 | 0.00 | |
| | | | | -107,141.00 |
| DCF2600 | DHS Child/Family Foster Care | -8,792,691.30 | | |
| FORG | Forgery | 0.00 | 750.00 | |
| RCPT | Receipt | 0.00 | 766,841.87 | |
| RXFR | Transfer (Regular) | 50,120.95 | 13,790,576.27 | |
| WARR | Warrants | 13,888,342.87 | 0.00 | |
| | | | | -9,412,395.62 |
| DCO0000 | DHS County Operations | 0.00 | | |
| AXFR | Advance Transfer | 0.00 | 14,924,000.00 | |
| GDIS | Distribution (General Fund) | 0.00 | 13,707,171.82 | |
| RXFR | Transfer (Regular) | 30,877,077.20 | 6,144,724.69 | |
| | | | | -3,898,819.31 |
| DCO0100 | DHS County Operations | 0.00 | | |
| RXFR | Transfer (Regular) | 0.00 | 497,556.50 | |
| WARR | Warrants | 497,556.50 | 0.00 | |
| | | | | 0.00 |
| DEA0000 | DHS Development Disabilities | -1,780,388.06 | | |
| AXFR | Advance Transfer | 46,000.00 | 24,769,907.00 | |
| GDIS | Distribution (General Fund) | 0.00 | 14,693,087.07 | |
| RXFR | Transfer (Regular) | 44,274,261.48 | 7,337,487.86 | |
| | | | | -4,260,608.51 |
| DEA0100 | DHS DDS State/Federal | -210,515.95 | | |
| RCPT | Receipt | 0.00 | 10,140.88 | |
| SDIS | Distribution (Special Fund) | 0.00 | 9,826.52 | |
| SPEC | Special Reversing Entry | 10,140.88 | 0.00 | |
| | | | | -220,342.47 |
| DEA0200 | DHS DDS Interdivision Prog | 0.00 | | |
| RXFR | Transfer (Regular) | 0.00 | 31,278.96 | |
| WARR | Warrants | 21,278.96 | 0.00 | |
| | | | | -10,000.00 |
| DEA0300 | DHS DDS Grant Payments | -14,546.43 | | |
| RXFR | Transfer (Regular) | 0.00 | 7,899,557.94 | |
| WARR | Warrants | 5,743,848.32 | 0.00 | |
| | | | | -2,170,256.05 |
| DEA0600 | DDS Human Dev Centers Priv | -1,143,610.00 | | |
| RCPT | Receipt | 0.00 | 259,165.00 | |
| | | | | -1,402,775.00 |
| DEA1700 | DHS DDS Special Olympics | -14,897.34 | | |
| RXFR | Transfer (Regular) | 0.00 | 89,384.04 | |
| WARR | Warrants | 89,384.04 | 0.00 | |
| | | | | -14,897.34 |

Fund Transaction by Type

Start Date:7/1/21 End Date:12/31/21

| Fund | Fund Description | Beginning Balance | | Ending Balance |
|----------------|-------------------------------------|------------------------|----------------|------------------------|
| Type | Type Description | Debits | Credits | |
| DEM0000 | DHS Medical Services | -13,811.52 | | |
| AXFR | Advance Transfer | 1,000.00 | 922,000.00 | |
| GDIS | Distribution (General Fund) | 0.00 | 484,313.72 | |
| RXFR | Transfer (Regular) | 1,578,712.88 | 296,148.47 | |
| | | | | -136,560.83 |
| DGF0000 | DHS Grants | -152,943,415.46 | | |
| AXFR | Advance Transfer | 2,769,000.00 | 235,834,000.00 | |
| GDIS | Distribution (General Fund) | 0.00 | 560,428,970.04 | |
| RXFR | Transfer (Regular) | 884,223,582.38 | 137,885,504.73 | |
| | | | | -200,099,307.85 |
| DGF1500 | DHS Grants Childrens Hosp | -349,760.00 | | |
| RXFR | Transfer (Regular) | 1,875,121.69 | 3,413,354.00 | |
| | | | | -1,887,992.31 |
| DGF5100 | DHS Childrens Medical Svc | -10,676.95 | | |
| RXFR | Transfer (Regular) | 7,187.95 | 298,441.10 | |
| WARR | Warrants | 178,411.10 | 0.00 | |
| | | | | -123,519.00 |
| DHP1500 | DHS Aging/Adult Svcs Transp | -184,693.24 | | |
| RXFR | Transfer (Regular) | 2,857.31 | 1,105,591.21 | |
| SDIS | Distribution (Special Fund) | 0.00 | 1,068,549.16 | |
| SPEC | Special Reversing Entry | 1,105,591.21 | 2,857.31 | |
| WARR | Warrants | 773,177.98 | 0.00 | |
| | | | | -480,064.42 |
| DHR3500 | Mental Hlth-Renov | -3,301,825.84 | | |
| RCPT | Receipt | 0.00 | 1,270.62 | |
| RXFR | Transfer (Regular) | 265,418.02 | 88.28 | |
| WARR | Warrants | 637,509.34 | 0.00 | |
| | | | | -2,400,257.38 |
| DHR5500 | Dept Of Human Svcs-Dds Renv | -8,948,415.93 | | |
| RCPT | Receipt | 0.00 | 2,160,000.00 | |
| RXFR | Transfer (Regular) | 0.00 | 2,356.59 | |
| WARR | Warrants | 2,633,045.91 | 0.00 | |
| | | | | -8,477,726.61 |
| DHR8000 | Dept Of Human Svcs-Yth Sev F | -113,986.76 | | |
| RXFR | Transfer (Regular) | 3,303,215.00 | 3,303,215.00 | |
| WARR | Warrants | 5,573.79 | 0.00 | |
| | | | | -108,412.97 |
| DPQ0000 | DHS PSQA 19-5-306(13 (0710)) | -88,815.58 | | |
| AXFR | Advance Transfer | 5,000.00 | 1,949,000.00 | |
| GDIS | Distribution (General Fund) | 0.00 | 1,266,152.26 | |
| RXFR | Transfer (Regular) | 3,967,040.78 | 939,710.10 | |
| | | | | -271,637.16 |
| DYS0000 | DHS Youth Services | -4,107,110.73 | | |
| AXFR | Advance Transfer | 430,000.00 | 11,664,000.00 | |
| GDIS | Distribution (General Fund) | 0.00 | 18,311,679.77 | |
| RXFR | Transfer (Regular) | 33,953,595.85 | 7,240,150.24 | |
| | | | | -6,939,344.89 |
| DYS0200 | DHS Youth Services Grants | -1,938,127.25 | | |
| RCPT | Receipt | 0.00 | 170,283.51 | |
| RXFR | Transfer (Regular) | 71,401.03 | 17,149,981.32 | |
| WARR | Warrants | 17,287,469.49 | 0.00 | |

Fund Transaction by Type

Start Date:7/1/21 End Date:12/31/21

| Fund | Fund Description | Beginning Balance | | Ending Balance |
|----------------|--------------------------------------|------------------------|---------------|------------------------|
| Type | Type Description | Debits | Credits | |
| | | | | -1,899,521.56 |
| DYS0300 | DHS Youth Services Sanctions | | | |
| | | -396,043.81 | | |
| RXFR | Transfer (Regular) | 248,044.51 | 1,093,227.86 | |
| WARR | Warrants | 1,144,226.82 | 0.00 | |
| | | | | -97,000.34 |
| EFP0000 | Educ Facilities Partnership | | | |
| | | -137,764,348.77 | | |
| GDIS | Distribution (General Fund) | 0.00 | 25,274,618.87 | |
| RCPT | Receipt | 0.00 | 150,553.80 | |
| RXFR | Transfer (Regular) | 0.00 | 28,500,000.00 | |
| WARR | Warrants | 33,622,284.02 | 0.00 | |
| | | | | -158,067,237.42 |
| EFT0000 | Pub School Acad Fac/Trans | | | |
| | | -174,235.29 | | |
| AXFR | Advance Transfer | 0.00 | 100,000.00 | |
| GDIS | Distribution (General Fund) | 0.00 | 1,426,972.69 | |
| RXFR | Transfer (Regular) | 1,346,211.53 | 131,110.87 | |
| WARR | Warrants | 234,578.37 | 0.00 | |
| | | | | -251,528.95 |
| EGA0000 | Div Elem &Secondary Ed | | | |
| | | 0.00 | | |
| GDIS | Distribution (General Fund) | 0.00 | 9,868,326.34 | |
| RXFR | Transfer (Regular) | 12,854,023.61 | 5,296,593.00 | |
| | | | | -2,310,895.73 |
| EGA0100 | DESE Emp Ins Avd Comm | | | |
| | | 0.00 | | |
| RXFR | Transfer (Regular) | 541,698.65 | 541,698.65 | |
| | | | | 0.00 |
| EGA1001 | DESE Gen Rev Operation | | | |
| | | -7,634,604.62 | | |
| RCPT | Receipt | 0.00 | 13,919.75 | |
| RXFR | Transfer (Regular) | 10,274,415.42 | 10,810,512.68 | |
| SDIS | Distribution (Special Fund) | 0.00 | 4,597.61 | |
| SPEC | Special Reversing Entry | 4,670.00 | 0.00 | |
| WARR | Warrants | 2,206,237.33 | 0.00 | |
| | | | | -5,978,311.91 |
| EGA1005 | Succ Scholar Prog | | | |
| | | 0.00 | | |
| RXFR | Transfer (Regular) | 0.00 | 1,650,000.00 | |
| WARR | Warrants | 1,650,000.00 | 0.00 | |
| | | | | 0.00 |
| EGA3000 | AR Better Chance | | | |
| | | -1,292,138.55 | | |
| RXFR | Transfer (Regular) | 279,360.47 | 500,000.00 | |
| WARR | Warrants | 673,250.33 | 0.00 | |
| | | | | -839,527.75 |
| EGB0000 | Div Career & Technical Ed | | | |
| | | -9,500.00 | | |
| GDIS | Distribution (General Fund) | 0.00 | 5,740.25 | |
| RXFR | Transfer (Regular) | 15,810.05 | 6,310.05 | |
| | | | | -5,740.25 |
| EGB0100 | Div Career & Technical Ed | | | |
| | | -2,111,849.86 | | |
| RCPT | Receipt | 0.00 | 334.71 | |
| RXFR | Transfer (Regular) | 1,821,722.84 | 2,054,853.42 | |
| WARR | Warrants | 351,455.70 | 0.00 | |
| | | | | -1,993,859.45 |
| EGB0101 | Div Career & Tech Ed | | | |
| | | -558.26 | | |
| RXFR | Transfer (Regular) | 65.12 | 0.00 | |
| | | | | -493.14 |

Fund Transaction by Type

Start Date:7/1/21 End Date:12/31/21

| Fund | Fund Description | Beginning Balance | | Ending Balance |
|----------------|--------------------------------------|-------------------|--------------|--------------------|
| Type | Type Description | Debits | Credits | |
| EGB0102 | Career Ed Skills Dev | | | |
| RXFR | Transfer (Regular) | 129.92 | 0.00 | |
| | | | | -0.02 |
| EGR0000 | Rehabilitation Services | | | |
| AXFR | Advance Transfer | 0.00 | 600,000.00 | |
| GDIS | Distribution (General Fund) | 0.00 | 6,407,019.09 | |
| RXFR | Transfer (Regular) | 7,019,862.02 | 739,371.38 | |
| | | | | -726,528.45 |
| EMA0000 | Educational Television | | | |
| AXFR | Advance Transfer | 0.00 | 1,085,000.00 | |
| GDIS | Distribution (General Fund) | 0.00 | 2,167,445.27 | |
| RXFR | Transfer (Regular) | 3,186,390.86 | 274,749.05 | |
| | | | | -340,803.46 |
| EMA0100 | Educational Television | | | |
| RCPT | Receipt | 0.00 | 1,494.03 | |
| RXFR | Transfer (Regular) | 2,395,578.51 | 2,931,709.68 | |
| WARR | Warrants | 431,221.64 | 0.00 | |
| | | | | -115,085.16 |
| EMA0200 | Spec Rev Land Comm Dep (05) | | | |
| RCPT | Receipt | 0.00 | 424.73 | |
| SDIS | Distribution (Special Fund) | 0.00 | 411.56 | |
| SPEC | Special Reversing Entry | 424.73 | 0.00 | |
| WARR | Warrants | 653.66 | 0.00 | |
| | | | | -19,348.11 |
| EPA0000 | State Library | | | |
| AXFR | Advance Transfer | 0.00 | 185,000.00 | |
| GDIS | Distribution (General Fund) | 0.00 | 1,938,836.64 | |
| RXFR | Transfer (Regular) | 2,264,872.40 | 361,546.89 | |
| | | | | -220,511.13 |
| EPA0100 | State Library | | | |
| RCPT | Receipt | 0.00 | 271.05 | |
| RXFR | Transfer (Regular) | 1,138,519.03 | 1,920,547.54 | |
| WARR | Warrants | 738,457.53 | 0.00 | |
| | | | | -248,695.90 |
| ESA0000 | School for the Blind | | | |
| AXFR | Advance Transfer | 0.00 | 1,052,406.00 | |
| GDIS | Distribution (General Fund) | 0.00 | 3,248,642.01 | |
| RXFR | Transfer (Regular) | 3,850,854.12 | 362,594.82 | |
| | | | | -812,788.71 |
| ESA0100 | School for the Blind | | | |
| RCPT | Receipt | 0.00 | 494.36 | |
| RXFR | Transfer (Regular) | 2,705,060.18 | 3,493,179.10 | |
| WARR | Warrants | 1,105,901.02 | 0.00 | |
| | | | | -72,489.51 |
| ESA0200 | School for the Blind-Preschoo | | | |
| RXFR | Transfer (Regular) | 0.00 | 815.24 | |
| | | | | -2,553.22 |
| ESA0300 | Blind School CF | | | |
| RXFR | Transfer (Regular) | 0.00 | 619,296.35 | |
| | | | | -619,296.35 |
| ETN0000 | Northwest TI 19-5-304(8)(B) | | | |
| | | | | -205,927.00 |

Fund Transaction by Type

Start Date:7/1/21 End Date:12/31/21

| Fund | Fund Description | Beginning Balance | | Ending Balance |
|----------------|---------------------------------------|--------------------|--------------|----------------------|
| Type | Type Description | Debits | Credits | |
| GDIS | Distribution (General Fund) | 0.00 | 1,848,476.48 | |
| RXFR | Transfer (Regular) | 1,852,296.45 | 186,369.45 | |
| | | | | -388,476.48 |
| ETN0100 | Northwest TI 19-5-304(8)(B) | -25,718.61 | | |
| RXFR | Transfer (Regular) | 1,468,440.49 | 1,618,847.25 | |
| WARR | Warrants | 165,897.04 | 0.00 | |
| | | | | -10,228.33 |
| ETN1500 | Northwest TI WF 19-5-304(8)(B) | -300,216.92 | | |
| RXFR | Transfer (Regular) | 122,998.54 | 441,947.86 | |
| WARR | Warrants | 256,818.29 | 0.00 | |
| | | | | -362,347.95 |
| ETN2000 | Northwest TI GAE 19-5-304(8)E | -11,816.13 | | |
| RXFR | Transfer (Regular) | 188,741.89 | 213,000.00 | |
| WARR | Warrants | 35,765.92 | 0.00 | |
| | | | | -308.32 |
| ETN2700 | Northwest TI ABE 19-5-304(8)E | -16,121.43 | | |
| RXFR | Transfer (Regular) | 200,376.62 | 264,000.00 | |
| WARR | Warrants | 70,522.88 | 0.00 | |
| | | | | -9,221.93 |
| ETR0000 | Riverside TI 19-5-304(8)(C) | 0.00 | | |
| RXFR | Transfer (Regular) | 254,500.98 | 254,500.98 | |
| | | | | 0.00 |
| ETR0100 | Riverside TI 19-5-304 (8)(C) | -140,682.83 | | |
| RXFR | Transfer (Regular) | 136,568.98 | 669.24 | |
| WARR | Warrants | 4,113.85 | 0.00 | |
| | | | | -669.24 |
| EVA0000 | School for the Deaf | 0.00 | | |
| AXFR | Advance Transfer | 0.00 | 1,635,000.00 | |
| GDIS | Distribution (General Fund) | 0.00 | 4,619,368.23 | |
| RXFR | Transfer (Regular) | 5,659,087.66 | 586,636.00 | |
| | | | | -1,181,916.57 |
| EVA0100 | School for the Deaf | -510,777.76 | | |
| RCPT | Receipt | 0.00 | 38,819.70 | |
| RXFR | Transfer (Regular) | 4,027,872.23 | 5,081,903.29 | |
| WARR | Warrants | 1,438,089.59 | 0.00 | |
| | | | | -165,538.93 |
| EVA0200 | ASD Preschool for ADE (0513) | -6,044.50 | | |
| RXFR | Transfer (Regular) | 0.00 | 815.24 | |
| WARR | Warrants | 5,550.40 | 0.00 | |
| | | | | -1,309.34 |
| EVA0300 | Deaf School CF | 0.00 | | |
| RXFR | Transfer (Regular) | 0.00 | 642,607.89 | |
| | | | | -642,607.89 |
| FAC1904 | FY19 NCHIP (0990) | -47,790.49 | | |
| RCPT | Receipt | 0.00 | 27,029.13 | |
| WARR | Warrants | 74,819.62 | 0.00 | |
| | | | | 0.00 |
| FAC1905 | SMART 2020 (0990) | 0.00 | | |
| RCPT | Receipt | 0.00 | 20,097.54 | |
| | | | | -20,097.54 |

Fund Transaction by Type

Start Date:7/1/21 End Date:12/31/21

| Fund | Fund Description | Beginning Balance | | Ending Balance |
|----------------|--|-------------------|----------------------|----------------------|
| Type | Type Description | Debits | Credits | |
| FAC2004 | FY20 NCHIP (990) | | 0.00 | |
| RCPT | Receipt | 0.00 | 120,231.50 | |
| WARR | Warrants | 120,231.50 | 0.00 | 0.00 |
| FAC2021 | VOCA 2021 (990) | | 0.00 | |
| RCPT | Receipt | 0.00 | 15,200.00 | |
| WARR | Warrants | 15,200.00 | 0.00 | 0.00 |
| FAE0000 | State Apprenticeship Expan 20 | | -415,065.66 | |
| RCPT | Receipt | 0.00 | 17,500.00 | |
| RXFR | Transfer (Regular) | 38,385.67 | 0.00 | |
| WARR | Warrants | 392,588.65 | 0.00 | -1,591.34 |
| FAK0100 | Career Coun/WorkforceTrain I | | 0.00 | |
| RXFR | Transfer (Regular) | 21,367.00 | 42,734.00 | -21,367.00 |
| FAK2000 | ADED CDBG 00 Grant | | -4,616,729.87 | |
| RADJ | Receipt Adjustment | 11,939.90 | 11,939.90 | |
| RCPT | Receipt | 0.00 | 11,172,214.29 | |
| RXFR | Transfer (Regular) | 159,795.47 | 0.00 | |
| WARR | Warrants | 11,763,950.58 | 0.00 | -3,865,198.11 |
| FAK2200 | AEDC Storm Recovery Fed (07 | | -227,854.51 | |
| RCPT | Receipt | 0.00 | 47,253.12 | |
| RXFR | Transfer (Regular) | 23,492.01 | 0.00 | |
| WARR | Warrants | 25,091.12 | 0.00 | -226,524.50 |
| FAKCAR3 | CARES Act Touri & Hosp Gran | | -19,158.33 | |
| RXFR | Transfer (Regular) | 19,158.33 | 0.00 | 0.00 |
| FAKCARE | AR Ready for Bus-CARES AC1 | | -166,178.06 | |
| RCPT | Receipt | 0.00 | 212,481.54 | |
| RXFR | Transfer (Regular) | 378,659.60 | 0.00 | 0.00 |
| FAL0300 | AGC Federal Operations | | -86,366.14 | |
| RCPT | Receipt | 0.00 | 42,545.51 | |
| RXFR | Transfer (Regular) | 40,178.62 | 190.04 | |
| WARR | Warrants | 9,108.80 | 0.00 | -79,814.27 |
| FAL0700 | AGS Data Preserv. and Mappir | | -2,633.17 | |
| RCPT | Receipt | 0.00 | 20,576.48 | |
| RXFR | Transfer (Regular) | 19,955.15 | 0.00 | |
| WARR | Warrants | 434.84 | 0.00 | -2,819.66 |
| FAY0100 | AG Medicaid Ind Costs | | -0.49 | |
| RCPT | Receipt | 0.00 | 243,072.66 | |
| RXFR | Transfer (Regular) | 101,167.59 | 0.00 | |
| WARR | Warrants | 141,904.73 | 0.00 | -0.83 |
| FAY0202 | VOCA 2020 Crime Victims (991 | | -4,975.60 | |
| RCPT | Receipt | 0.00 | 718,818.50 | |

Fund Transaction by Type

Start Date:7/1/21 End Date:12/31/21

| Fund | Fund Description | Beginning Balance | | Ending Balance |
|----------------|---------------------------------------|----------------------|---------------|----------------------|
| Type | Type Description | Debits | Credits | |
| WARR | Warrants | 692,483.07 | 0.00 | |
| | | | | -31,311.03 |
| FAY0900 | AG Medicaid Operating | -85,650.88 | | |
| RCPT | Receipt | 0.00 | 951,601.15 | |
| RXFR | Transfer (Regular) | 805,087.29 | 101,167.59 | |
| WARR | Warrants | 275,079.89 | 0.00 | |
| | | | | -58,252.44 |
| FAY1100 | CO-OP DISAB INVEST UNIT (0 | -126,797.76 | | |
| RXFR | Transfer (Regular) | 141,347.29 | 199,032.66 | |
| WARR | Warrants | 30,492.44 | 0.00 | |
| | | | | -153,990.69 |
| FCG0100 | DWS Workforce Investment Ac | 0.00 | | |
| RCPT | Receipt | 0.00 | 7,914,610.10 | |
| WARR | Warrants | 7,722,441.32 | 0.00 | |
| | | | | -192,168.78 |
| FCL1001 | MVC Tox Testing (0955) | 0.00 | | |
| RCPT | Receipt | 0.00 | 169,504.99 | |
| RXFR | Transfer (Regular) | 3,122.92 | 4,658.12 | |
| WARR | Warrants | 171,040.19 | 0.00 | |
| | | | | 0.00 |
| FCL1101 | MCV Tox Testing 22 | 0.00 | | |
| RXFR | Transfer (Regular) | 0.00 | 3,122.92 | |
| | | | | -3,122.92 |
| FCL2019 | Federal CDC (0955) | -460.11 | | |
| RCPT | Receipt | 0.00 | 204,702.77 | |
| RXFR | Transfer (Regular) | 0.00 | 4,694.44 | |
| WARR | Warrants | 204,832.70 | 0.00 | |
| | | | | -5,024.62 |
| FCL2200 | DNA Casework | -2,225.24 | | |
| RCPT | Receipt | 0.00 | 34,114.87 | |
| WARR | Warrants | 36,340.11 | 0.00 | |
| | | | | 0.00 |
| FCL3200 | DNA Backlog 2020 Grant (0955) | -17,005.93 | | |
| RCPT | Receipt | 0.00 | 504,832.53 | |
| RXFR | Transfer (Regular) | 217,212.95 | 998.13 | |
| WARR | Warrants | 302,123.64 | 0.00 | |
| | | | | -3,500.00 |
| FCL3300 | Coverdell Grant 2020 (0955) | -28,734.78 | | |
| RCPT | Receipt | 0.00 | 106,555.76 | |
| RXFR | Transfer (Regular) | 0.00 | 915.51 | |
| WARR | Warrants | 136,206.05 | 0.00 | |
| | | | | 0.00 |
| FCOVD19 | COVID19 CARES Act Hid 19-5- | -3,876,223.68 | | |
| RCPT | Receipt | 0.00 | 11,285.98 | |
| RXFR | Transfer (Regular) | 69,530,317.73 | 68,788,948.31 | |
| | | | | -3,146,140.24 |
| FCOVDCC | COVID-19 CARES Cities & Co | -60.00 | | |
| RCPT | Receipt | 0.00 | 258,643.24 | |
| RXFR | Transfer (Regular) | 258,703.24 | 0.00 | |
| | | | | 0.00 |

Fund Transaction by Type

Start Date:7/1/21 End Date:12/31/21

| Fund | Fund Description | Beginning Balance | | Ending Balance |
|----------------|-------------------------------------|-----------------------|---------------|----------------------|
| Type | Type Description | Debits | Credits | |
| FCOVDEX | COVID-19 CARES Expense | -4,161,625.53 | | |
| RCPT | Receipt | 0.00 | 1,309,480.00 | |
| RXFR | Transfer (Regular) | 5,440,330.50 | 19,690,687.81 | |
| TELL | Teller | 8,000,000.00 | 0.00 | |
| WARR | Warrants | 9,263,220.62 | 0.00 | |
| | | | | -2,458,242.22 |
| FCOVDFE | CARES FEMA Reimbursement | 0.00 | | |
| RXFR | Transfer (Regular) | 358,831.77 | 358,831.77 | |
| | | | | 0.00 |
| FCOVDHD | COVID-19 CARES Holding | -63,050,062.36 | | |
| RXFR | Transfer (Regular) | 119,063,667.91 | 62,602,674.14 | |
| | | | | -6,589,068.59 |
| FCOVDPH | CARES Economic Assistance | -13,083.65 | | |
| RXFR | Transfer (Regular) | 17,056.15 | 20,270.00 | |
| WARR | Warrants | 16,297.50 | 0.00 | |
| | | | | 0.00 |
| FCP0500 | ADHE Tech Ed Program | -65,512.36 | | |
| RXFR | Transfer (Regular) | 87,445.19 | 184,659.00 | |
| WARR | Warrants | 155,639.23 | 0.00 | |
| | | | | -7,086.94 |
| FCP1100 | ADHE-Tanf (0700) | -37,295.19 | | |
| RXFR | Transfer (Regular) | 132,019.75 | 3,305,940.55 | |
| WARR | Warrants | 2,738,019.88 | 0.00 | |
| | | | | -473,196.11 |
| FCP1400 | ADHE Titan Apprentrice Prog | -15,433.00 | | |
| RCPT | Receipt | 0.00 | 159,316.19 | |
| WARR | Warrants | 174,749.19 | 0.00 | |
| | | | | 0.00 |
| FCT0000 | FDA Tobacco Insp Prog (0261) | -248,791.66 | | |
| RXFR | Transfer (Regular) | 236,243.15 | 0.00 | |
| WARR | Warrants | 12,284.88 | 0.00 | |
| | | | | -263.63 |
| FCT0100 | FDA Tobacco | 0.00 | | |
| RCPT | Receipt | 0.00 | 183,280.35 | |
| RXFR | Transfer (Regular) | 196,711.38 | 236,243.15 | |
| WARR | Warrants | 63,290.65 | 0.00 | |
| | | | | -159,521.47 |
| FDFO000 | ADFA-NHTF Federal (0395) | -5.27 | | |
| RCPT | Receipt | 0.00 | 33,737.96 | |
| WARR | Warrants | 33,737.96 | 0.00 | |
| | | | | -5.27 |
| FEA0101 | ABE-Grant-02 | -1,034,042.00 | | |
| WARR | Warrants | 1,034,042.00 | 0.00 | |
| | | | | 0.00 |
| FEA0201 | SNAP E&T | -1,382,545.23 | | |
| RCPT | Receipt | 0.00 | 288,498.38 | |
| RXFR | Transfer (Regular) | 78,789.77 | 0.00 | |
| WARR | Warrants | 8,875.00 | 0.00 | |
| | | | | -1,583,378.84 |
| FEA0301 | ABE-Grant-01 | -593,270.63 | | |

Fund Transaction by Type

Start Date:7/1/21 End Date:12/31/21

| Fund | Fund Description | Beginning Balance | | Ending Balance |
|----------------|--------------------------------------|-------------------|--------------|--------------------|
| Type | Type Description | Debits | Credits | |
| RCPT | Receipt | 0.00 | 1,334,908.98 | |
| RXFR | Transfer (Regular) | 267,112.26 | 856.16 | |
| WARR | Warrants | 1,521,061.42 | 0.00 | |
| | | | | -140,862.09 |
| FEA0501 | AmeriCorps-Higher Ed | | | 0.00 |
| RCPT | Receipt | 0.00 | 25,908.37 | |
| WARR | Warrants | 25,908.37 | 0.00 | |
| | | | | 0.00 |
| FEA0601 | TANF Grant DWS Adult Educa | | | -135,098.21 |
| RCPT | Receipt | 0.00 | 183,282.15 | |
| RXFR | Transfer (Regular) | 37,929.38 | 495,158.19 | |
| WARR | Warrants | 592,100.58 | 0.00 | |
| | | | | -183,508.59 |
| FEB0200 | AR Deaf School-6B Passthrou | | | -30,083.10 |
| RXFR | Transfer (Regular) | 0.00 | 26,110.00 | |
| WARR | Warrants | 55,860.00 | 0.00 | |
| | | | | -333.10 |
| FEB0500 | Deaf Sch-Medicaid Provider Pi | | | -292,302.10 |
| RCPT | Receipt | 0.00 | 57,655.50 | |
| RXFR | Transfer (Regular) | 0.00 | 123,806.38 | |
| WARR | Warrants | 124,637.52 | 0.00 | |
| | | | | -349,126.46 |
| FEB1300 | ARS-VR Vendor (0513) | | | -96,828.43 |
| RCPT | Receipt | 0.00 | 80.00 | |
| RXFR | Transfer (Regular) | 0.00 | 5,500.00 | |
| WARR | Warrants | 9,543.76 | 0.00 | |
| | | | | -92,864.67 |
| FEB1500 | ASD Federal Title I (0513) | | | 0.00 |
| RXFR | Transfer (Regular) | 494.22 | 15,311.24 | |
| WARR | Warrants | 13,233.02 | 0.00 | |
| | | | | -1,584.00 |
| FEB1600 | ASD Federal Preschool (0513) | | | 0.00 |
| RXFR | Transfer (Regular) | 0.00 | 2,104.77 | |
| WARR | Warrants | 2,104.77 | 0.00 | |
| | | | | 0.00 |
| FEC0400 | Blind School-Chapter II | | | -646,150.80 |
| RCPT | Receipt | 0.00 | 64,601.21 | |
| RXFR | Transfer (Regular) | 867.57 | 51,858.85 | |
| WARR | Warrants | 46,245.48 | 0.00 | |
| | | | | -715,497.81 |
| FEC0600 | Blind School-6B Passthrough | | | -71,257.14 |
| WARR | Warrants | 47,784.43 | 0.00 | |
| | | | | -23,472.71 |
| FEC1100 | School for Blind-Federal Oper | | | -35,526.75 |
| RXFR | Transfer (Regular) | 936.09 | 15,022.66 | |
| WARR | Warrants | 11,462.39 | 0.00 | |
| | | | | -38,150.93 |
| FEC1300 | School for the Blind CARES 5' | | | -23,083.27 |
| RXFR | Transfer (Regular) | 0.00 | 600.00 | |
| WARR | Warrants | 600.00 | 0.00 | |
| | | | | -23,083.27 |

Fund Transaction by Type

Start Date:7/1/21 End Date:12/31/21

| Fund | Fund Description | Beginning Balance | | Ending Balance |
|----------------|--------------------------------------|--------------------|--------------|--------------------|
| Type | Type Description | Debits | Credits | |
| FEC1400 | School for the Blind GEER 051 | -28,557.41 | | |
| RXFR | Transfer (Regular) | 0.00 | 12,380.21 | |
| WARR | Warrants | 37,339.53 | 0.00 | |
| | | | | -3,598.09 |
| FEE0359 | ADE NAEP 03 | -535,258.30 | | |
| RCPT | Receipt | 0.00 | 37,719.00 | |
| RXFR | Transfer (Regular) | 54,263.07 | 0.00 | |
| WARR | Warrants | 3,794.11 | 0.00 | |
| | | | | -514,920.12 |
| FEE1835 | Title I 2018 (0500) | -2,180.00 | | |
| RXFR | Transfer (Regular) | 2,180.00 | 0.00 | |
| | | | | 0.00 |
| FEE1904 | Sped CAYSI 2019 (0500) | -6,510.50 | | |
| RXFR | Transfer (Regular) | 7,823.63 | 1,473.13 | |
| WARR | Warrants | 90.00 | 0.00 | |
| | | | | -70.00 |
| FEE1917 | AWARE Arkansas 2019 (0500) | 0.00 | | |
| RCPT | Receipt | 0.00 | 43,000.00 | |
| WARR | Warrants | 43,000.00 | 0.00 | |
| | | | | 0.00 |
| FEE1926 | Migrant 2019 (0500) | 0.00 | | |
| RCPT | Receipt | 0.00 | 5,053.95 | |
| WARR | Warrants | 5,053.95 | 0.00 | |
| | | | | 0.00 |
| FEE1935 | Title I 2019 (0500) | 0.00 | | |
| RCPT | Receipt | 0.00 | 1,336,092.99 | |
| WARR | Warrants | 1,336,092.99 | 0.00 | |
| | | | | 0.00 |
| FEE1952 | ImpTchrQ 2019 (0500) | 0.00 | | |
| RCPT | Receipt | 0.00 | 120,222.00 | |
| WARR | Warrants | 120,222.00 | 0.00 | |
| | | | | 0.00 |
| FEE1954 | 21CCLC 2019 (0500) | 0.00 | | |
| RCPT | Receipt | 0.00 | 905,951.24 | |
| RXFR | Transfer (Regular) | 13,095.14 | 80,761.38 | |
| WARR | Warrants | 973,617.48 | 0.00 | |
| | | | | 0.00 |
| FEE1956 | Rural Ed 2019 (0500) | 0.00 | | |
| RCPT | Receipt | 0.00 | 1,344.70 | |
| WARR | Warrants | 1,344.70 | 0.00 | |
| | | | | 0.00 |
| FEE1958 | English 2019 (0500) | 0.00 | | |
| RCPT | Receipt | 0.00 | 12,579.20 | |
| WARR | Warrants | 12,579.20 | 0.00 | |
| | | | | 0.00 |
| FEE1961 | Title IV 2019 (0500) | 0.00 | | |
| RCPT | Receipt | 0.00 | 396.92 | |
| RXFR | Transfer (Regular) | 3.88 | 3.88 | |
| WARR | Warrants | 396.92 | 0.00 | |
| | | | | 0.00 |

Fund Transaction by Type

Start Date:7/1/21 End Date:12/31/21

| Fund | Fund Description | Beginning Balance | | Ending Balance |
|----------------|---|--------------------|---------------|-------------------|
| Type | Type Description | Debits | Credits | |
| FEE2009 | Elem & Secnd Ed-Refunds to f | -6,084.38 | | |
| RCPT | Receipt | 0.00 | 12,385.04 | |
| RXFR | Transfer (Regular) | 9,636.51 | 24,750.86 | |
| WARR | Warrants | 32,697.23 | 0.00 | |
| | | | | -886.54 |
| FEE203Z | ADE- Federal Operations | -15,079.19 | | |
| RXFR | Transfer (Regular) | 885,345.58 | 888,462.40 | |
| | | | | -18,196.01 |
| FEE2048 | SURV - 20 | -2,965.28 | | |
| RXFR | Transfer (Regular) | 2,965.28 | 0.00 | |
| | | | | 0.00 |
| FEE2052 | ImpTchrQ 2020 | -4,609.23 | | |
| RCPT | Receipt | 0.00 | 605,158.61 | |
| RXFR | Transfer (Regular) | 76,691.16 | 72,078.38 | |
| WARR | Warrants | 605,155.06 | 0.00 | |
| | | | | 0.00 |
| FEE2054 | 21CCLC 2020 | -3,914.16 | | |
| RCPT | Receipt | 0.00 | 2,820,106.15 | |
| RXFR | Transfer (Regular) | 76,442.35 | 10,865.41 | |
| WARR | Warrants | 2,758,443.37 | 0.00 | |
| | | | | 0.00 |
| FEE2056 | Rural Ed 2020 | 0.00 | | |
| RCPT | Receipt | 0.00 | 89,201.35 | |
| WARR | Warrants | 89,201.35 | 0.00 | |
| | | | | 0.00 |
| FEE2057 | State Assess 2020 | 0.00 | | |
| RCPT | Receipt | 0.00 | 949,517.76 | |
| WARR | Warrants | 949,517.76 | 0.00 | |
| | | | | 0.00 |
| FEE2058 | English 2020 | 0.00 | | |
| RCPT | Receipt | 0.00 | 226,568.42 | |
| WARR | Warrants | 226,568.42 | 0.00 | |
| | | | | 0.00 |
| FEE2061 | Title IV 2020 | -13,411.44 | | |
| RCPT | Receipt | 0.00 | 337,035.12 | |
| RXFR | Transfer (Regular) | 45,691.64 | 266,777.43 | |
| WARR | Warrants | 571,532.35 | 0.00 | |
| | | | | 0.00 |
| FEE2072 | CARES-Element & Sec Educati | -40,375.73 | | |
| RCPT | Receipt | 0.00 | 10,608,729.16 | |
| RXFR | Transfer (Regular) | 82,348.28 | 11,708.60 | |
| WARR | Warrants | 10,578,465.21 | 0.00 | |
| | | | | 0.00 |
| FEE2082 | Lead Testing 2020 (0500) | 0.00 | | |
| RCPT | Receipt | 0.00 | 11.00 | |
| WARR | Warrants | 11.00 | 0.00 | |
| | | | | 0.00 |
| FEE2091 | CARES Gov Emerg Education | -154,584.07 | | |
| RCPT | Receipt | 0.00 | 3,322,785.94 | |
| RXFR | Transfer (Regular) | 12,380.21 | 0.00 | |
| WARR | Warrants | 3,464,989.80 | 0.00 | |

Fund Transaction by Type

Start Date:7/1/21 End Date:12/31/21

| Fund | Fund Description | Beginning Balance | | Ending Balance |
|----------------|--|--------------------|----------------|----------------|
| Type | Type Description | Debits | Credits | |
| FEE2101 | Migrant CIG - 2021 (0500) | 0.00 | | 0.00 |
| RCPT | Receipt | 0.00 | 7,342.09 | |
| RXFR | Transfer (Regular) | 1,011.75 | 871.00 | |
| WARR | Warrants | 7,201.34 | 0.00 | |
| | | | | 0.00 |
| FEE2113 | SpecEd StProgDev 2021 (0500 | 0.00 | | 0.00 |
| RCPT | Receipt | 0.00 | 679,478.85 | |
| WARR | Warrants | 679,478.85 | 0.00 | |
| | | | | 0.00 |
| FEE2115 | CSH - 2021 | -20,291.33 | | 0.00 |
| RCPT | Receipt | 0.00 | 43,944.25 | |
| RXFR | Transfer (Regular) | 28,832.07 | 14,997.19 | |
| WARR | Warrants | 50,400.70 | 0.00 | |
| | | | | 0.00 |
| FEE2117 | AWARE Arkansas 2021 | -18,116.82 | | 0.00 |
| RCPT | Receipt | 0.00 | 408,210.66 | |
| RXFR | Transfer (Regular) | 3,116.82 | 0.00 | |
| WARR | Warrants | 423,210.66 | 0.00 | |
| | | | | 0.00 |
| FEE2126 | Migrant Education - 2021 | 0.00 | | 0.00 |
| RCPT | Receipt | 0.00 | 1,879,586.45 | |
| WARR | Warrants | 1,879,586.45 | 0.00 | |
| | | | | 0.00 |
| FEE2131 | Special Education VI-B - 2021 | -412,780.39 | | 0.00 |
| RCPT | Receipt | 0.00 | 26,988,233.28 | |
| RXFR | Transfer (Regular) | 1,749,316.97 | 2,343,120.66 | |
| WARR | Warrants | 27,994,710.54 | 0.00 | |
| | | | | -106.82 |
| FEE2133 | TANF Drop Prevention- 2021 | 0.00 | | 0.00 |
| RXFR | Transfer (Regular) | 0.00 | 427,513.96 | |
| WARR | Warrants | 427,513.96 | 0.00 | |
| | | | | 0.00 |
| FEE2139 | TitleI Neglected&Delinquent20 | 0.00 | | 0.00 |
| RCPT | Receipt | 0.00 | 104,933.89 | |
| RXFR | Transfer (Regular) | 100,255.06 | 0.00 | |
| WARR | Warrants | 4,678.83 | 0.00 | |
| | | | | 0.00 |
| FEE2143 | CARES-Elem & Sec Educat Ft | -137,819.68 | | 0.00 |
| DXFR | Transfer (Deduction) | 0.00 | 12,587.51 | |
| RCPT | Receipt | 0.00 | 205,706,648.31 | |
| RXFR | Transfer (Regular) | 452,989.42 | 31,050.29 | |
| WARR | Warrants | 205,435,116.37 | 0.00 | |
| | | | | 0.00 |
| FEE2148 | CDC Surveillance - 2021 | -3,797.88 | | 0.00 |
| RCPT | Receipt | 0.00 | 6,315.81 | |
| RXFR | Transfer (Regular) | 9,625.91 | 56.48 | |
| WARR | Warrants | 544.26 | 0.00 | |
| | | | | 0.00 |
| FEE2152 | Title-IIA - 2021 | -188,922.39 | | 0.00 |
| RCPT | Receipt | 0.00 | 4,566,303.92 | |

Fund Transaction by Type

Start Date:7/1/21 End Date:12/31/21

| Fund | Fund Description | Beginning Balance | | Ending Balance |
|----------------|------------------------------------|-------------------|--------------|----------------|
| Type | Type Description | Debits | Credits | |
| RXFR | Transfer (Regular) | 94,676.66 | 79,798.40 | |
| WARR | Warrants | 4,740,348.05 | 0.00 | |
| | | | | 0.00 |
| FEE2153 | CARES - Govern Emerg Ed Fu | -36,579.85 | | |
| DXFR | Transfer (Deduction) | 0.00 | 31.95 | |
| RCPT | Receipt | 0.00 | 903,782.87 | |
| RXFR | Transfer (Regular) | 36,591.49 | 36,585.31 | |
| WARR | Warrants | 940,295.52 | 0.00 | |
| | | | | -92.97 |
| FEE2154 | 21CCLC - 2021 | -4,306.93 | | |
| RCPT | Receipt | 0.00 | 200,842.27 | |
| RXFR | Transfer (Regular) | 19,514.63 | 2,253.64 | |
| WARR | Warrants | 187,680.79 | 0.00 | |
| | | | | -207.42 |
| FEE2156 | Rural and Low Income - 2021 | 0.00 | | |
| RCPT | Receipt | 0.00 | 525,795.61 | |
| WARR | Warrants | 525,795.61 | 0.00 | |
| | | | | 0.00 |
| FEE2157 | Assessment - 2021 | 0.00 | | |
| RCPT | Receipt | 0.00 | 935,390.60 | |
| WARR | Warrants | 935,390.60 | 0.00 | |
| | | | | 0.00 |
| FEE2158 | Title III - 2021 | 0.00 | | |
| RCPT | Receipt | 0.00 | 1,127,293.74 | |
| RXFR | Transfer (Regular) | 6.96 | 0.00 | |
| WARR | Warrants | 1,127,286.78 | 0.00 | |
| | | | | 0.00 |
| FEE2161 | Title IV - 2021 | -6,238.61 | | |
| RCPT | Receipt | 0.00 | 1,836,055.94 | |
| RXFR | Transfer (Regular) | 45,969.35 | 131,880.95 | |
| WARR | Warrants | 1,928,206.15 | 0.00 | |
| | | | | 0.00 |
| FEE2163 | Governors Emerg Ed Fund2 E | 0.00 | | |
| DXFR | Transfer (Deduction) | 0.00 | 413.85 | |
| RCPT | Receipt | 0.00 | 4,410,281.78 | |
| RXFR | Transfer (Regular) | 466.48 | 125.82 | |
| WARR | Warrants | 4,410,281.78 | 0.00 | |
| | | | | -73.19 |
| FEE2191 | CSH COVID - 2023 (0500) | 0.00 | | |
| RCPT | Receipt | 0.00 | 83,551.92 | |
| WARR | Warrants | 83,551.92 | 0.00 | |
| | | | | 0.00 |
| FEE2206 | Migrant - 2022 (0500) | 0.00 | | |
| RCPT | Receipt | 0.00 | 38,843.50 | |
| RXFR | Transfer (Regular) | 7,315.18 | 3,657.59 | |
| WARR | Warrants | 35,185.91 | 0.00 | |
| | | | | 0.00 |
| FEE2215 | CHS - 22 | 0.00 | | |
| RCPT | Receipt | 0.00 | 108,393.80 | |
| RXFR | Transfer (Regular) | 71,034.89 | 14,545.36 | |
| WARR | Warrants | 51,902.50 | 0.00 | |

Fund Transaction by Type

Start Date:7/1/21 End Date:12/31/21

| Fund | Fund Description | Beginning Balance | | Ending Balance |
|----------------|-----------------------|-------------------|---------------|----------------------|
| Type | Type Description | Debits | Credits | |
| | | | | -1.77 |
| FEE2217 | Aware AR 22 | | | 0.00 |
| RCPT | Receipt | 0.00 | 206,811.71 | |
| WARR | Warrants | 206,811.71 | 0.00 | 0.00 |
| FEE2223 | Homeless 2022 | | | 0.00 |
| RCPT | Receipt | 0.00 | 45,512.81 | |
| RXFR | Transfer (Regular) | 50,219.59 | 15,940.47 | |
| WARR | Warrants | 11,232.34 | 0.00 | -1.35 |
| FEE2226 | Migrant 2022 | | | 0.00 |
| RCPT | Receipt | 0.00 | 265,954.93 | |
| WARR | Warrants | 265,954.93 | 0.00 | 0.00 |
| FEE2231 | SpecEd 2022 | | | 0.00 |
| RCPT | Receipt | 0.00 | 29,871,992.49 | |
| RXFR | Transfer (Regular) | 3,121,442.45 | 1,461,983.80 | |
| WARR | Warrants | 26,545,409.42 | 0.00 | -1,667,124.42 |
| FEE2232 | SpEdPre 2022 | | | 0.00 |
| RCPT | Receipt | 0.00 | 2,205,689.96 | |
| WARR | Warrants | 2,205,689.96 | 0.00 | 0.00 |
| FEE2235 | Title I 2022 | | | 0.00 |
| RCPT | Receipt | 0.00 | 27,311,510.55 | |
| WARR | Warrants | 27,311,510.55 | 0.00 | 0.00 |
| FEE2239 | N&D 2022 | | | 0.00 |
| RCPT | Receipt | 0.00 | 21,597.70 | |
| WARR | Warrants | 21,597.70 | 0.00 | 0.00 |
| FEE2248 | SURV - 22 | | | 0.00 |
| RCPT | Receipt | 0.00 | 2,624.00 | |
| RXFR | Transfer (Regular) | 240.00 | 500.00 | |
| WARR | Warrants | 2,884.00 | 0.00 | 0.00 |
| FEE2252 | Title IIA 2022 | | | 0.00 |
| RCPT | Receipt | 0.00 | 3,138,025.04 | |
| RXFR | Transfer (Regular) | 23,866.80 | 8,495.11 | |
| WARR | Warrants | 3,122,653.35 | 0.00 | 0.00 |
| FEE2256 | Rural Ed 2022 | | | 0.00 |
| RCPT | Receipt | 0.00 | 779,848.10 | |
| WARR | Warrants | 779,848.10 | 0.00 | 0.00 |
| FEE2258 | Title III 2022 | | | 0.00 |
| RCPT | Receipt | 0.00 | 553,940.48 | |
| WARR | Warrants | 553,940.48 | 0.00 | 0.00 |
| FEE2261 | Title IV 2022 | | | 0.00 |

Fund Transaction by Type

Start Date:7/1/21 End Date:12/31/21

| Fund | Fund Description | Beginning Balance | | Ending Balance |
|----------------|------------------------------------|-------------------|---------------|--------------------|
| Type | Type Description | Debits | Credits | |
| RCPT | Receipt | 0.00 | 1,669,132.33 | |
| RXFR | Transfer (Regular) | 343,825.24 | 0.00 | |
| WARR | Warrants | 1,325,307.09 | 0.00 | |
| | | | | 0.00 |
| FEE9823 | Homeless Education - 2021 | -5,197.53 | | |
| RCPT | Receipt | 0.00 | 269,888.35 | |
| RXFR | Transfer (Regular) | 18,489.88 | 18,549.56 | |
| WARR | Warrants | 275,145.56 | 0.00 | |
| | | | | 0.00 |
| FEE9832 | Special Ed Preschool - 2021 | 0.00 | | |
| RCPT | Receipt | 0.00 | 546,228.33 | |
| RXFR | Transfer (Regular) | 1,067.08 | 0.00 | |
| WARR | Warrants | 545,161.25 | 0.00 | |
| | | | | 0.00 |
| FEE9835 | Title I - 2021 | -1,165.33 | | |
| RCPT | Receipt | 0.00 | 47,529,934.93 | |
| RXFR | Transfer (Regular) | 12,501.69 | 748.72 | |
| WARR | Warrants | 47,519,347.29 | 0.00 | |
| | | | | 0.00 |
| FEE9915 | CSH - 2020 | 0.00 | | |
| RCPT | Receipt | 0.00 | 11,079.87 | |
| RXFR | Transfer (Regular) | 17,161.63 | 6,081.76 | |
| | | | | 0.00 |
| FEE9917 | Aware AR 2020 | -25,394.00 | | |
| RCPT | Receipt | 0.00 | 223,812.91 | |
| WARR | Warrants | 56,145.63 | 0.00 | |
| | | | | -193,061.28 |
| FEE9923 | Homeless 2020 | -72.54 | | |
| RCPT | Receipt | 0.00 | 138,960.39 | |
| RXFR | Transfer (Regular) | 72.54 | 72.54 | |
| WARR | Warrants | 139,032.93 | 0.00 | |
| | | | | 0.00 |
| FEE9926 | Migrant 2020 | 0.00 | | |
| RCPT | Receipt | 0.00 | 196,674.96 | |
| WARR | Warrants | 196,674.96 | 0.00 | |
| | | | | 0.00 |
| FEE9927 | AR Literacy-2020 (0500) | -20,930.83 | | |
| RCPT | Receipt | 0.00 | 2,694,756.72 | |
| RXFR | Transfer (Regular) | 209.28 | 0.02 | |
| WARR | Warrants | 2,715,478.29 | 0.00 | |
| | | | | 0.00 |
| FEE9931 | Spec Ed 2020 | -0.02 | | |
| RCPT | Receipt | 0.00 | 163,861.91 | |
| RXFR | Transfer (Regular) | 1,143.24 | 0.00 | |
| WARR | Warrants | 162,718.69 | 0.00 | |
| | | | | 0.00 |
| FEE9932 | SpEdPre 2020 | 0.00 | | |
| RCPT | Receipt | 0.00 | 8,235.81 | |
| RXFR | Transfer (Regular) | 1,037.69 | 0.00 | |
| WARR | Warrants | 7,198.12 | 0.00 | |
| | | | | 0.00 |

Fund Transaction by Type

Start Date:7/1/21 End Date:12/31/21

| Fund | Fund Description | Beginning Balance | | Ending Balance |
|----------------|---------------------------------------|--------------------|--------------|--------------------|
| Type | Type Description | Debits | Credits | |
| FEE9935 | Title I 2020 | -58,466.09 | | |
| RCPT | Receipt | 0.00 | 4,080,655.05 | |
| RXFR | Transfer (Regular) | 1,152.02 | 772.76 | |
| WARR | Warrants | 4,138,741.88 | 0.00 | |
| | | | | 0.00 |
| FEE9939 | N&D 2020 | 0.00 | | |
| RCPT | Receipt | 0.00 | 151,139.00 | |
| RXFR | Transfer (Regular) | 151,139.00 | 0.00 | |
| | | | | 0.00 |
| FEE9999 | Federal Com Adm 04 | -91,491.90 | | |
| RCPT | Receipt | 0.00 | 893,748.07 | |
| RXFR | Transfer (Regular) | 654,727.94 | 325.59 | |
| WARR | Warrants | 365,414.02 | 0.00 | |
| | | | | 34,576.40 |
| FEECARE | COVID Emergency Leave-2021 | 0.00 | | |
| RCPT | Receipt | 0.00 | 1,043.27 | |
| RXFR | Transfer (Regular) | 1,043.27 | 0.00 | |
| | | | | 0.00 |
| FEL0100 | AR St Library-LSTA | 0.00 | | |
| RCPT | Receipt | 0.00 | 1,075,000.00 | |
| RXFR | Transfer (Regular) | 113,999.70 | 0.00 | |
| WARR | Warrants | 855,977.22 | 0.00 | |
| | | | | -105,023.08 |
| FEL0200 | St Library LSTA 2002 Award | -82,916.52 | | |
| RCPT | Receipt | 0.00 | 513,234.94 | |
| RXFR | Transfer (Regular) | 101,732.94 | 103.31 | |
| WARR | Warrants | 434,198.10 | 0.00 | |
| | | | | -60,323.73 |
| FEL0300 | LSTA CARES Act State Grants | -11,302.70 | | |
| RCPT | Receipt | 0.00 | 2,789.13 | |
| RXFR | Transfer (Regular) | 434.05 | 0.00 | |
| WARR | Warrants | 13,656.95 | 0.00 | |
| | | | | -0.83 |
| FEV0100 | Fed Vocational Ed-Oprs | -80,213.83 | | |
| RCPT | Receipt | 0.00 | 6,991,630.09 | |
| RXFR | Transfer (Regular) | 509,244.78 | 10.02 | |
| WARR | Warrants | 6,553,804.69 | 0.00 | |
| | | | | -8,804.47 |
| FEV0900 | TANF from DWS for JAG ACT2 | 0.00 | | |
| RXFR | Transfer (Regular) | 0.00 | 264,375.85 | |
| WARR | Warrants | 264,375.85 | 0.00 | |
| | | | | 0.00 |
| FEW0101 | Fed Vet Approving | -596,227.74 | | |
| RCPT | Receipt | 0.00 | 143,409.84 | |
| RXFR | Transfer (Regular) | 134,039.99 | 7.50 | |
| WARR | Warrants | 13,676.12 | 0.00 | |
| | | | | -591,928.97 |
| FFA3561 | AR Agri Dept L/P National Anir | -278,476.47 | | |
| RXFR | Transfer (Regular) | 85.23 | 0.00 | |
| | | | | -278,391.24 |
| FFA3564 | AR Agri L/P NPIP/LPAI | -223,667.11 | | |

Fund Transaction by Type

Start Date:7/1/21 End Date:12/31/21

| Fund | Fund Description | Beginning Balance | | Ending Balance |
|----------------|-------------------------------------|----------------------|---------------|----------------------|
| Type | Type Description | Debits | Credits | |
| RXFR | Transfer (Regular) | 150.93 | 45.00 | |
| WARR | Warrants | 550.00 | 0.00 | |
| | | | | -223,011.18 |
| FFA9901 | DFA US Dept Agri Econ Assts | -97,556.53 | | |
| RCPT | Receipt | 0.00 | 134,550.88 | |
| RXFR | Transfer (Regular) | 117,063.57 | 20.00 | |
| WARR | Warrants | 69,725.04 | 0.00 | |
| | | | | -45,338.80 |
| FHA1001 | Federal Indirect Cost | -2,618,288.85 | | |
| RXFR | Transfer (Regular) | 170,592.12 | 903,685.26 | |
| WARR | Warrants | 17,699.39 | 0.00 | |
| | | | | -3,333,682.60 |
| FHB1327 | CN DirCert Perf 2014 (0500) | -2,211.67 | | |
| RXFR | Transfer (Regular) | 2,091.74 | 0.00 | |
| WARR | Warrants | 119.93 | 0.00 | |
| | | | | 0.00 |
| FHB2019 | CN FFVP 2020 | -12,602.87 | | |
| WARR | Warrants | 12,602.87 | 0.00 | |
| | | | | 0.00 |
| FHB203Z | Federal School Food Holding | -193.30 | | |
| RCPT | Receipt | 0.00 | 3,845.76 | |
| WARR | Warrants | 193.30 | 0.00 | |
| | | | | -3,845.76 |
| FHB2113 | Child Nutrition Meals - 2021 | 0.00 | | |
| RCPT | Receipt | 0.00 | 65,949,717.51 | |
| WARR | Warrants | 65,940,866.15 | 0.00 | |
| | | | | -8,851.36 |
| FHB2114 | CN State Admin Expense - 202 | -108,222.34 | | |
| RCPT | Receipt | 0.00 | 689,421.98 | |
| RXFR | Transfer (Regular) | 660,076.48 | 9,921.67 | |
| WARR | Warrants | 147,489.51 | 0.00 | |
| | | | | 0.00 |
| FHB2119 | CN FFVP - 2021 | -3,709.06 | | |
| RCPT | Receipt | 0.00 | 727,867.29 | |
| RXFR | Transfer (Regular) | 4,521.06 | 500.00 | |
| WARR | Warrants | 727,555.29 | 0.00 | |
| | | | | 0.00 |
| FHB2213 | CN Meals 2022 | 0.00 | | |
| RCPT | Receipt | 0.00 | 57,072,220.40 | |
| WARR | Warrants | 57,067,794.39 | 0.00 | |
| | | | | -4,426.01 |
| FHB2216 | CN Emerg Operation Costs- 20 | 0.00 | | |
| RCPT | Receipt | 0.00 | 10,991,293.37 | |
| WARR | Warrants | 10,991,293.37 | 0.00 | |
| | | | | 0.00 |
| FHB2219 | CN FFVP 2022 | 0.00 | | |
| RCPT | Receipt | 0.00 | 1,000.00 | |
| RXFR | Transfer (Regular) | 500.00 | 500.00 | |
| WARR | Warrants | 1,000.00 | 0.00 | |
| | | | | 0.00 |

Fund Transaction by Type

Start Date:7/1/21 End Date:12/31/21

| Fund | Fund Description | Beginning Balance | Ending Balance |
|----------------|--|--------------------|----------------------|
| Type | Type Description | Debits | Credits |
| FHBZZZ | Child Nutrition Oper (0500) | -5,014.98 | |
| RXFR | Transfer (Regular) | 886.65 | 533.90 |
| | | | -4,662.23 |
| FHCCAR1 | Rise&Shine Learning Loss CA | -392,141.67 | |
| RXFR | Transfer (Regular) | 127,803.48 | 300,648.00 |
| WARR | Warrants | 518,504.24 | 0.00 |
| | | | -46,481.95 |
| FHCCARE | CARES Broadcast Expansion | -450,207.96 | |
| RXFR | Transfer (Regular) | 0.00 | 2,692,405.95 |
| WARR | Warrants | 1,551,838.58 | 0.00 |
| | | | -1,590,775.33 |
| FHH0410 | DAH-NHC Fed Dev (0865) | -321,443.99 | |
| RCPT | Receipt | 0.00 | 66,139.18 |
| RXFR | Transfer (Regular) | 30,057.64 | 0.00 |
| WARR | Warrants | 86,354.51 | 0.00 |
| | | | -271,171.02 |
| FHH1720 | FY20 AAC Plan Grant | -23,927.90 | |
| RXFR | Transfer (Regular) | 62.30 | 0.00 |
| WARR | Warrants | 1,529.00 | 0.00 |
| | | | -22,336.60 |
| FHH1721 | DAH Arts Council Fed Prog 08 | -7,608.65 | |
| RCPT | Receipt | 0.00 | 100,000.00 |
| RXFR | Transfer (Regular) | 12,144.82 | 50,000.00 |
| WARR | Warrants | 141,823.01 | 0.00 |
| | | | -3,640.82 |
| FHH1722 | DAH Arts Council-FedProg-08 | -150,000.00 | |
| RCPT | Receipt | 0.00 | 505,078.00 |
| RXFR | Transfer (Regular) | 367,418.21 | 150,000.00 |
| WARR | Warrants | 190,173.84 | 0.00 |
| | | | -247,485.95 |
| FHP1521 | DAH HistPreserv Fed Prog 08 | -40,412.24 | |
| RCPT | Receipt | 0.00 | 90,000.00 |
| RXFR | Transfer (Regular) | 4.04 | 18.75 |
| WARR | Warrants | 12,000.00 | 0.00 |
| | | | -118,426.95 |
| FHP1522 | FY22 HPP Plan Grant | 0.00 | |
| RCPT | Receipt | 0.00 | 400,000.00 |
| RXFR | Transfer (Regular) | 293,004.94 | 0.00 |
| WARR | Warrants | 160.05 | 0.00 |
| | | | -106,835.01 |
| FID0500 | SHIIP ACL (0425) | -34,492.47 | |
| RCPT | Receipt | 0.00 | 455,019.94 |
| RXFR | Transfer (Regular) | 168,488.85 | 0.00 |
| WARR | Warrants | 302,286.66 | 0.00 |
| | | | -18,736.90 |
| FID0600 | MIPPA-3 | -15,106.46 | |
| RCPT | Receipt | 0.00 | 53,136.37 |
| RXFR | Transfer (Regular) | 2,962.00 | 0.00 |
| WARR | Warrants | 57,174.47 | 0.00 |
| | | | -8,106.36 |
| FID0601 | MIPPA Priority 1 for SHIPS | 0.00 | |

Fund Transaction by Type

Start Date:7/1/21 End Date:12/31/21

| Fund | Fund Description | Beginning Balance | | Ending Balance |
|----------------|--------------------------------------|----------------------|------------|----------------------|
| Type | Type Description | Debits | Credits | |
| RCPT | Receipt | 0.00 | 44,759.55 | |
| WARR | Warrants | 38,607.63 | 0.00 | |
| | | | | -6,151.92 |
| FID0602 | MIPPA Priority 2 for AAAs | -1,200.00 | | |
| RCPT | Receipt | 0.00 | 60,282.00 | |
| RXFR | Transfer (Regular) | 0.00 | 2,962.00 | |
| WARR | Warrants | 59,244.00 | 0.00 | |
| | | | | -5,200.00 |
| FID0603 | MIPPA Priority 3 for ADRCs | -58.05 | | |
| RCPT | Receipt | 0.00 | 26,311.22 | |
| WARR | Warrants | 21,942.67 | 0.00 | |
| | | | | -4,426.60 |
| FID0800 | MarketplaceStabilization-0425 | 0.00 | | |
| RCPT | Receipt | 0.00 | 5,936.12 | |
| RXFR | Transfer (Regular) | 2.73 | 0.00 | |
| WARR | Warrants | 5,933.39 | 0.00 | |
| | | | | 0.00 |
| FIGS000 | DFA IGS Fed Grants | -21,240.91 | | |
| RCPT | Receipt | 0.00 | 91,408.68 | |
| RXFR | Transfer (Regular) | 53,296.03 | 137.63 | |
| WARR | Warrants | 38,501.27 | 0.00 | |
| | | | | -20,989.92 |
| FIGS001 | DFA IGS JAG TRUST FUND | -2,199,760.12 | | |
| DXFR | Transfer (Deduction) | 0.00 | 7,401.68 | |
| RCPT | Receipt | 0.00 | 15,003.86 | |
| RXFR | Transfer (Regular) | 97,193.84 | 0.00 | |
| WARR | Warrants | 409,995.82 | 0.00 | |
| | | | | -1,714,976.00 |
| FIGS003 | Project Safe Neighborhood Wc | -8,204.51 | | |
| RCPT | Receipt | 0.00 | 15,952.92 | |
| WARR | Warrants | 24,046.62 | 0.00 | |
| | | | | -110.81 |
| FIGS004 | Project Safe Neighborhood Ea | -7.11 | | |
| RCPT | Receipt | 0.00 | 75,271.90 | |
| WARR | Warrants | 75,277.94 | 0.00 | |
| | | | | -1.07 |
| FIGS005 | Comprehensive Opiod Abuse I | -33,758.38 | | |
| RCPT | Receipt | 0.00 | 969,453.05 | |
| RXFR | Transfer (Regular) | 41,285.89 | 1,710.00 | |
| WARR | Warrants | 932,493.96 | 0.00 | |
| | | | | -31,141.58 |
| FIGS006 | CoronavirusEmerSupplProg | -6,003,561.20 | | |
| DXFR | Transfer (Deduction) | 0.00 | 22,853.86 | |
| RXFR | Transfer (Regular) | 449,017.08 | 0.00 | |
| WARR | Warrants | 1,373,104.04 | 0.00 | |
| | | | | -4,204,293.94 |
| FIT0101 | AR Agri Forest Rur Fire Equip | -37,392.05 | | |
| RCPT | Receipt | 0.00 | 13,666.31 | |
| RXFR | Transfer (Regular) | 0.00 | 21.58 | |
| WARR | Warrants | 19,741.14 | 0.00 | |
| | | | | -31,338.80 |

Fund Transaction by Type

Start Date:7/1/21 End Date:12/31/21

| Fund | Fund Description | Beginning Balance | Ending Balance | |
|----------------|--|----------------------|----------------|----------------------|
| Type | Type Description | Debits | Credits | |
| FIT0901 | AR Agri Dept Forest Fire Mitig: | -1,479,738.40 | | |
| RCPT | Receipt | 0.00 | 644.31 | |
| WARR | Warrants | 35,036.86 | 0.00 | |
| | | | | -1,445,345.85 |
| FIT1201 | AR Agri Dept Forestry Nat'l Fir | -292,170.89 | | |
| RCPT | Receipt | 0.00 | 158,306.29 | |
| RXFR | Transfer (Regular) | 61,696.59 | 0.00 | |
| WARR | Warrants | 75,586.65 | 0.00 | |
| | | | | -313,193.94 |
| FIT1501 | AR Agri Forestry Pine Beetle F | -256,677.49 | | |
| RCPT | Receipt | 0.00 | 15,350.00 | |
| WARR | Warrants | 38,950.00 | 0.00 | |
| | | | | -233,077.49 |
| FIT1701 | AR Agri Dept Forestry Legacy | -113,843.90 | | |
| RCPT | Receipt | 0.00 | 578,537.98 | |
| RXFR | Transfer (Regular) | 0.00 | 20.00 | |
| WARR | Warrants | 138,578.91 | 0.00 | |
| | | | | -553,822.97 |
| FIT1901 | Agri AFC Silvicultural Non Poi | -24,439.72 | | |
| WARR | Warrants | 3,205.80 | 0.00 | |
| | | | | -21,233.92 |
| FJD0300 | Jud Dept Fed-1JS AV Mediatio | -7,747.24 | | |
| RCPT | Receipt | 0.00 | 59,736.34 | |
| RXFR | Transfer (Regular) | 25,984.31 | 0.00 | |
| WARR | Warrants | 32,413.53 | 0.00 | |
| | | | | -9,085.74 |
| FJD0600 | Jud Dept Fed Trng Research | -14,173.64 | | |
| RCPT | Receipt | 0.00 | 148,613.23 | |
| RXFR | Transfer (Regular) | 51,740.41 | 0.00 | |
| WARR | Warrants | 75,610.13 | 0.00 | |
| | | | | -35,436.33 |
| FJD1500 | CaseMgt CDLConvictionRep (I | -35,875.76 | | |
| RCPT | Receipt | 0.00 | 137,978.82 | |
| WARR | Warrants | 139,371.00 | 0.00 | |
| | | | | -34,483.58 |
| FJD2400 | Drug Court Enhance Grant 201 | -25,749.32 | | |
| RCPT | Receipt | 0.00 | 137,740.42 | |
| WARR | Warrants | 162,002.89 | 0.00 | |
| | | | | -1,486.85 |
| FJD2500 | Juvenile Justice Reform Grant | -23,744.63 | | |
| RCPT | Receipt | 0.00 | 130,968.75 | |
| WARR | Warrants | 131,714.20 | 0.00 | |
| | | | | -22,999.18 |
| FJD2700 | Juvenile Drug Treat Court Proj | -2,896.84 | | |
| RCPT | Receipt | 0.00 | 31,363.05 | |
| WARR | Warrants | 27,611.29 | 0.00 | |
| | | | | -6,648.60 |
| FJD2800 | Adult & Veterans Drug Treat C | 0.00 | | |
| RCPT | Receipt | 0.00 | 3,595.80 | |
| WARR | Warrants | 3,595.80 | 0.00 | |

Fund Transaction by Type

Start Date:7/1/21 End Date:12/31/21

| Fund | Fund Description | Beginning Balance | | | Ending Balance |
|----------------|------------------------------------|--------------------|------------|--|--------------------|
| Type | Type Description | Debits | Credits | | |
| | | | | | 0.00 |
| FKA0000 | AR Emerg Mngt-Fed | -2,047.58 | | | |
| RXFR | Transfer (Regular) | 526.19 | 421.19 | | |
| | | | | | -1,942.58 |
| FKA1705 | 16 (0995) | -8,163.25 | | | |
| RCPT | Receipt | 0.00 | 48,750.00 | | |
| WARR | Warrants | 48,750.00 | 0.00 | | |
| | | | | | -8,163.25 |
| FKA1903 | HSGP 18 (0995) | -874.23 | | | |
| RCPT | Receipt | 0.00 | 17,394.33 | | |
| RXFR | Transfer (Regular) | 15,351.44 | 164.50 | | |
| WARR | Warrants | 3,081.62 | 0.00 | | |
| | | | | | 0.00 |
| FKA1905 | Pre-Disaster Mitiga-Comp 17 | -58,940.84 | | | |
| RCPT | Receipt | 0.00 | 33,154.47 | | |
| RXFR | Transfer (Regular) | 41,305.78 | 21,064.58 | | |
| WARR | Warrants | 25,541.43 | 0.00 | | |
| | | | | | -46,312.68 |
| FKA1906 | HSPG 19 (0995) | -778,685.14 | | | |
| RCPT | Receipt | 0.00 | 759,398.42 | | |
| RXFR | Transfer (Regular) | 146,015.50 | 4,509.74 | | |
| WARR | Warrants | 1,221,679.43 | 0.00 | | |
| | | | | | -174,898.37 |
| FKA1907 | NEHRP 19 Match (0995) | 0.00 | | | |
| RCPT | Receipt | 0.00 | 4,290.64 | | |
| WARR | Warrants | 4,290.64 | 0.00 | | |
| | | | | | 0.00 |
| FKA1908 | PDM19 (0995) | -57,160.50 | | | |
| RXFR | Transfer (Regular) | 40,261.34 | 0.00 | | |
| WARR | Warrants | 7,894.84 | 0.00 | | |
| | | | | | -9,004.32 |
| FKA2002 | EMPG Soft Match 19 (0995) | -3,561.97 | | | |
| RCPT | Receipt | 0.00 | 8,977.00 | | |
| RXFR | Transfer (Regular) | 0.00 | 427.86 | | |
| WARR | Warrants | 12,538.97 | 0.00 | | |
| | | | | | -427.86 |
| FKA2003 | HMEP 19 T&P (0995) | 2,712.21 | | | |
| RCPT | Receipt | 0.00 | 90,724.62 | | |
| RXFR | Transfer (Regular) | 36,713.40 | 0.00 | | |
| WARR | Warrants | 61,593.80 | 0.00 | | |
| | | | | | 10,294.79 |
| FKA2005 | EMPG 20-S (0995) | 0.00 | | | |
| RCPT | Receipt | 0.00 | 26,499.44 | | |
| RXFR | Transfer (Regular) | 0.49 | 0.49 | | |
| WARR | Warrants | 26,499.44 | 0.00 | | |
| | | | | | 0.00 |
| FKA2006 | ODP 20 HSGP (0995) | -23,271.67 | | | |
| RCPT | Receipt | 0.00 | 470,215.37 | | |
| RXFR | Transfer (Regular) | 36,997.90 | 14,273.65 | | |
| WARR | Warrants | 231,260.16 | 0.00 | | |
| | | | | | -239,502.63 |

Fund Transaction by Type

Start Date:7/1/21 End Date:12/31/21

| Fund | Fund Description | Beginning Balance | | Ending Balance |
|----------------|--------------------------------------|-------------------|--------------|--------------------|
| Type | Type Description | Debits | Credits | |
| FKA2007 | NSGP 20 (0995) | | | 0.00 |
| RCPT | Receipt | 0.00 | 1,569.43 | |
| WARR | Warrants | 1,569.43 | 0.00 | |
| | | | | 0.00 |
| FKA2008 | NEHRP 20 (0995) | | | 0.00 |
| RCPT | Receipt | 0.00 | 10,589.44 | |
| RXFR | Transfer (Regular) | 1,390.79 | 1,390.79 | |
| WARR | Warrants | 10,589.44 | 0.00 | |
| | | | | 0.00 |
| FKA2009 | EMPG Locals20 (0995) | | | -225,039.20 |
| RCPT | Receipt | 0.00 | 1,335,479.77 | |
| WARR | Warrants | 1,259,084.32 | 0.00 | |
| | | | | -301,434.65 |
| FKA2010 | EMPG Soft 20 (0995) | | | -5,827.08 |
| RCPT | Receipt | 0.00 | 180,217.12 | |
| RXFR | Transfer (Regular) | 65,078.46 | 9,428.28 | |
| WARR | Warrants | 122,814.63 | 0.00 | |
| | | | | -7,579.39 |
| FKA2011 | PDM-C PJ20 (0995) | | | -132,750.00 |
| RXFR | Transfer (Regular) | 9,598.72 | 1,386.00 | |
| | | | | -124,537.28 |
| FKM5000 | DEV DIS COUNCIL-FED (0610) | | | -14,062.36 |
| RCPT | Receipt | 0.00 | 448,276.31 | |
| RXFR | Transfer (Regular) | 102,170.37 | 1.71 | |
| WARR | Warrants | 354,879.84 | 0.00 | |
| | | | | -5,290.17 |
| FLA1162 | SWAT Grant 18 (0960) | | | -2,406.41 |
| RXFR | Transfer (Regular) | 164.50 | 36.97 | |
| WARR | Warrants | 2,241.91 | 0.00 | |
| | | | | -36.97 |
| FLA1163 | Fusion Center Grant 18 (0960) | | | 0.00 |
| RXFR | Transfer (Regular) | 0.00 | 74.01 | |
| | | | | -74.01 |
| FLA1261 | BOMB 19 | | | 0.00 |
| RXFR | Transfer (Regular) | 0.00 | 37,347.35 | |
| WARR | Warrants | 19,787.35 | 0.00 | |
| | | | | -17,560.00 |
| FLA1262 | SWAT 19 | | | -111.27 |
| RXFR | Transfer (Regular) | 0.00 | 6,138.73 | |
| WARR | Warrants | 6,250.00 | 0.00 | |
| | | | | 0.00 |
| FLA1263 | FUSION 19 | | | 0.00 |
| RXFR | Transfer (Regular) | 0.00 | 26,302.27 | |
| WARR | Warrants | 26,302.27 | 0.00 | |
| | | | | 0.00 |
| FLA1363 | FUSION Center Grant 20 | | | 0.00 |
| RXFR | Transfer (Regular) | 0.00 | 14,640.00 | |
| WARR | Warrants | 14,640.00 | 0.00 | |
| | | | | 0.00 |
| FLA8502 | ICAC 19 | | | -2,853.91 |

Fund Transaction by Type

Start Date:7/1/21 End Date:12/31/21

| Fund | Fund Description | Beginning Balance | | Ending Balance |
|----------------|---|-------------------|--------------|--------------------|
| Type | Type Description | Debits | Credits | |
| RCPT | Receipt | 0.00 | 33,296.26 | |
| RXFR | Transfer (Regular) | 0.00 | 60.60 | |
| WARR | Warrants | 35,807.66 | 0.00 | |
| | | | | -403.11 |
| FMD0000 | ADEM-Disaster Relief Fed | | | -156,175.60 |
| RXFR | Transfer (Regular) | 16,779.80 | 16,858.07 | |
| | | | | -156,253.87 |
| FMD0905 | ADEM 1834 DR PA (0995) | | 0.00 | |
| RXFR | Transfer (Regular) | 0.00 | 15,210.29 | |
| | | | | -15,210.29 |
| FMD1101 | 1975 Disaster Relief (0995) | | | -13,138.26 |
| RCPT | Receipt | 0.00 | 66,789.38 | |
| RXFR | Transfer (Regular) | 59,797.58 | 47,675.04 | |
| WARR | Warrants | 25,826.61 | 0.00 | |
| | | | | -41,978.49 |
| FMD1401 | DisasterRelPubAssist (0995) | | 0.00 | |
| RCPT | Receipt | 0.00 | 39,842.24 | |
| RXFR | Transfer (Regular) | 455,578.60 | 435,657.48 | |
| WARR | Warrants | 19,921.12 | 0.00 | |
| | | | | 0.00 |
| FMD1402 | 4143 Disaster RelfAssist (0995) | | 0.00 | |
| RCPT | Receipt | 0.00 | 120,624.20 | |
| WARR | Warrants | 120,624.20 | 0.00 | |
| | | | | 0.00 |
| FMD1405 | 4160 Disaster PubliAssist (0995) | | 0.00 | |
| RCPT | Receipt | 0.00 | 1,158.40 | |
| WARR | Warrants | 1,158.40 | 0.00 | |
| | | | | 0.00 |
| FMD1501 | Disaster Relief Pub Ass (0995) | | | -52.85 |
| RCPT | Receipt | 0.00 | 70,861.73 | |
| RXFR | Transfer (Regular) | 607.25 | 169.70 | |
| WARR | Warrants | 70,443.49 | 0.00 | |
| | | | | -33.54 |
| FMD1602 | 4254 DIS REL HAZ MIT (0995) | | | -443.10 |
| RCPT | Receipt | 0.00 | 16,894.80 | |
| RXFR | Transfer (Regular) | 1,949.58 | 736.67 | |
| WARR | Warrants | 16,124.99 | 0.00 | |
| | | | | 0.00 |
| FMD1801 | 4318 Disaster Rel Public Asst | | | -969.55 |
| RCPT | Receipt | 0.00 | 482,935.84 | |
| RXFR | Transfer (Regular) | 72,205.44 | 1,286.31 | |
| WARR | Warrants | 412,048.98 | 0.00 | |
| | | | | -937.28 |
| FMD1802 | 4318 Disaster Rel Haz Mitiga | | | -2,826.82 |
| RCPT | Receipt | 0.00 | 138,606.79 | |
| RXFR | Transfer (Regular) | 34,518.16 | 7,589.49 | |
| WARR | Warrants | 111,915.00 | 0.00 | |
| | | | | -2,589.94 |
| FMD1901 | 4441 Disaster Relief Pub Asst | | | -3,312.63 |
| RCPT | Receipt | 0.00 | 1,694,256.98 | |
| RXFR | Transfer (Regular) | 163,762.84 | 463,349.53 | |

Fund Transaction by Type

Start Date:7/1/21 End Date:12/31/21

| Fund | Fund Description | Beginning Balance | | Ending Balance |
|----------------|---------------------------------------|-------------------|---------------|----------------------|
| Type | Type Description | Debits | Credits | |
| WARR | Warrants | 1,544,538.61 | 0.00 | |
| | | | | -452,617.69 |
| FMD1902 | 4441 Disaster Relief Haz Mitig | | | -5.75 |
| RCPT | Receipt | 0.00 | 787,587.72 | |
| RXFR | Transfer (Regular) | 17,191.58 | 6,009.13 | |
| WARR | Warrants | 774,570.09 | 0.00 | |
| | | | | -1,840.93 |
| FMD2001 | 4460 DR HM | | | -131.34 |
| RCPT | Receipt | 0.00 | 22,462.56 | |
| RXFR | Transfer (Regular) | 22,652.20 | 2,016.97 | |
| | | | | -1,958.67 |
| FMD2002 | 4460 DR PA | | | -152.99 |
| RCPT | Receipt | 0.00 | 77,555.72 | |
| RXFR | Transfer (Regular) | 3,863.91 | 143.10 | |
| WARR | Warrants | 73,778.26 | 0.00 | |
| | | | | -209.64 |
| FMD2003 | 4518 DR PA (0995) | | | -820.70 |
| RCPT | Receipt | 0.00 | 74,259,605.55 | |
| RXFR | Transfer (Regular) | 122,542,909.43 | 61,034,631.15 | |
| WARR | Warrants | 7,275,159.32 | 0.00 | |
| | | | | -5,476,988.65 |
| FMD2005 | 4544 DR PA (0995) | | | 0.00 |
| RCPT | Receipt | 0.00 | 1,001,817.13 | |
| WARR | Warrants | 1,001,817.13 | 0.00 | |
| | | | | 0.00 |
| FMD2008 | 4556 DR PA (0995) | | | -132.96 |
| RCPT | Receipt | 0.00 | 4,521,721.40 | |
| RXFR | Transfer (Regular) | 2,630.25 | 79.20 | |
| WARR | Warrants | 4,519,192.21 | 0.00 | |
| | | | | -111.10 |
| FMF0300 | Fed-275 Trng Site | | | 3,302,410.61 |
| RADJ | Receipt Adjustment | 529,976.23 | 529,976.23 | |
| RCPT | Receipt | 0.00 | 6,328,189.36 | |
| RXFR | Transfer (Regular) | 22,758.67 | 3,323,228.28 | |
| WARR | Warrants | 9,833,916.13 | 0.00 | |
| | | | | 3,507,667.77 |
| FMF0700 | Fed-270 Trng Site | | | 1,339,155.51 |
| RCPT | Receipt | 0.00 | 2,626,164.20 | |
| RXFR | Transfer (Regular) | 7,768,433.59 | 4,662,049.53 | |
| WARR | Warrants | 1,007,633.58 | 0.00 | |
| | | | | 2,827,008.95 |
| FMF2200 | Fed-Ft Chaffee Salary | | | 800,449.92 |
| RCPT | Receipt | 0.00 | 896,871.22 | |
| RXFR | Transfer (Regular) | 2,208,980.84 | 1,325,080.52 | |
| WARR | Warrants | 308,358.53 | 0.00 | |
| | | | | 1,095,837.55 |
| FMF2300 | Fed-Ft Chaffee Exp | | | 1,645,369.42 |
| RADJ | Receipt Adjustment | 544,579.13 | 544,579.13 | |
| RCPT | Receipt | 0.00 | 3,672,000.08 | |
| RXFR | Transfer (Regular) | 176,931.59 | 864,175.37 | |
| WARR | Warrants | 5,467,771.91 | 0.00 | |

Fund Transaction by Type

Start Date:7/1/21 End Date:12/31/21

| Fund | Fund Description | Beginning Balance | Ending Balance | |
|----------------|-------------------------------------|----------------------|----------------|----------------------|
| Type | Type Description | Debits | Credits | |
| | | | | 2,753,897.47 |
| FMF5000 | Access Control Bldg Camp Ro | -255,954.99 | | |
| RCPT | Receipt | 0.00 | 300,000.00 | |
| WARR | Warrants | 587,652.88 | 0.00 | |
| | | | | 31,697.89 |
| FMF9T69 | Prof Ed Center (0975) | -4.55 | | |
| RCPT | Receipt | 0.00 | 7,901.71 | |
| WARR | Warrants | 7,901.71 | 0.00 | |
| | | | | -4.55 |
| FMFCX34 | FtChaffee Readiness Ctr 0975 | 15,846.03 | | |
| RCPT | Receipt | 0.00 | 100,000.00 | |
| WARR | Warrants | 67,353.68 | 0.00 | |
| | | | | -16,800.29 |
| FMFHOLD | FEDERAL HOLDING ACCOUN' | -4,348,425.66 | | |
| RCPT | Receipt | 0.00 | 6,749,488.51 | |
| RXFR | Transfer (Regular) | 10,063,681.67 | 165,754.14 | |
| | | | | -1,199,986.64 |
| FMG0100 | OMIG-Fed (0035) | -6,996.61 | | |
| RXFR | Transfer (Regular) | 321,859.16 | 371,714.36 | |
| WARR | Warrants | 53,474.19 | 0.00 | |
| | | | | -3,377.62 |
| FNA2300 | DOL OSHA Fed Grant 03 | -15,471.56 | | |
| RCPT | Receipt | 0.00 | 641,172.00 | |
| RXFR | Transfer (Regular) | 440,516.09 | 0.00 | |
| WARR | Warrants | 116,094.68 | 0.00 | |
| | | | | -100,032.79 |
| FNA3300 | ADL MSHA Fed 03 | -7,741.33 | | |
| RCPT | Receipt | 0.00 | 60,054.00 | |
| RXFR | Transfer (Regular) | 47,579.51 | 0.00 | |
| WARR | Warrants | 13,966.08 | 0.00 | |
| | | | | -6,249.74 |
| FNA4300 | ADL BLS Fed 03 | -7,770.94 | | |
| RCPT | Receipt | 0.00 | 104,174.53 | |
| RXFR | Transfer (Regular) | 55,732.21 | 0.00 | |
| WARR | Warrants | 5,189.46 | 0.00 | |
| | | | | -51,023.80 |
| FPC0500 | OPC Bureau Just Asst Pro Gu: | -303,918.00 | | |
| RXFR | Transfer (Regular) | 34,639.61 | 0.00 | |
| WARR | Warrants | 265,519.92 | 0.00 | |
| | | | | -3,758.47 |
| FPT0100 | PT-SCORP Oprs | -313,466.55 | | |
| WARR | Warrants | 9,318.96 | 0.00 | |
| | | | | -304,147.59 |
| FRP3854 | NLR Amer RescuePlan ACT 25 | 0.00 | | |
| RCPT | Receipt | 0.00 | 1,182,103.00 | |
| | | | | -1,182,103.00 |
| FRP3950 | ARPA Home Assist Fund Prog | 0.00 | | |
| RCPT | Receipt | 0.00 | 2,623,004.41 | |
| WARR | Warrants | 2,441,638.32 | 0.00 | |
| | | | | -181,366.09 |

Fund Transaction by Type

Start Date:7/1/21 End Date:12/31/21

| Fund | Fund Description | Beginning Balance | | Ending Balance |
|----------------|---------------------------------------|------------------------|----------------|--------------------|
| Type | Type Description | Debits | Credits | |
| FRP5000 | DESE American Rescue Plan | | | 0.00 |
| RADJ | Receipt Adjustment | 28,291,237.34 | 28,291,237.34 | |
| RCPT | Receipt | 0.00 | 106,548,196.97 | |
| RXFR | Transfer (Regular) | 324,247.23 | 0.00 | |
| WARR | Warrants | 106,223,949.74 | 0.00 | |
| | | | | 0.00 |
| FRP5003 | ARPA-Special Ed VI B | | | 0.00 |
| RCPT | Receipt | 0.00 | 2,750,921.15 | |
| WARR | Warrants | 2,750,921.15 | 0.00 | |
| | | | | 0.00 |
| FRP5004 | ARPA-Special Ed Preschool | | | 0.00 |
| RCPT | Receipt | 0.00 | 862,298.15 | |
| WARR | Warrants | 862,298.15 | 0.00 | |
| | | | | 0.00 |
| FRP5160 | Rise Shine LearnLoss Proj AR | | | 0.00 |
| RXFR | Transfer (Regular) | 0.00 | 264,907.24 | |
| WARR | Warrants | 252,301.69 | 0.00 | |
| | | | | -12,605.55 |
| FRP5161 | COB Grnat ARPA 0516 | | | 0.00 |
| RXFR | Transfer (Regular) | 0.00 | 696,369.00 | |
| WARR | Warrants | 696,369.00 | 0.00 | |
| | | | | 0.00 |
| FRP5190 | ARPA State Library (0519) | | | 0.00 |
| RCPT | Receipt | 0.00 | 1,910,386.00 | |
| WARR | Warrants | 1,873,304.69 | 0.00 | |
| | | | | -37,081.31 |
| FRP5520 | ARPA NWTI DirStudentAid 055 | | | 0.00 |
| RCPT | Receipt | 0.00 | 109,500.00 | |
| | | | | -109,500.00 |
| FRP6200 | ARPA State Fiscal Recover Fu | | | 0.00 |
| RXFR | Transfer (Regular) | 0.00 | 397,780.00 | |
| WARR | Warrants | 397,780.00 | 0.00 | |
| | | | | 0.00 |
| FRP6201 | ARPA Non-Entitlements Units | -108,112,569.00 | | |
| RCPT | Receipt | 0.00 | 49,283.67 | |
| WARR | Warrants | 107,919,242.58 | 0.00 | |
| | | | | -242,610.09 |
| FRP6205 | SFR CoalitionAgainstSexAssa | | | 0.00 |
| RXFR | Transfer (Regular) | 0.00 | 524,218.25 | |
| WARR | Warrants | 524,218.25 | 0.00 | |
| | | | | 0.00 |
| FRP6207 | Ozark Rape Crisis Inc 0620 | | | 0.00 |
| RXFR | Transfer (Regular) | 0.00 | 374,896.00 | |
| WARR | Warrants | 374,896.00 | 0.00 | |
| | | | | 0.00 |
| FRP645A | ARPA Covid-19 Health Dispari | | | 0.00 |
| RCPT | Receipt | 0.00 | 7,516.77 | |
| RXFR | Transfer (Regular) | 7,516.77 | 0.00 | |
| | | | | 0.00 |
| FRP645B | ARPA Alternate Care Facilities | | | 0.00 |

Fund Transaction by Type

Start Date:7/1/21 End Date:12/31/21

| Fund | Fund Description | Beginning Balance | | Ending Balance |
|----------------|--|-------------------|---------------|----------------------|
| Type | Type Description | Debits | Credits | |
| RXFR | Transfer (Regular) | 0.00 | 36,656,000.00 | |
| WARR | Warrants | 36,656,000.00 | 0.00 | |
| | | | | 0.00 |
| FRP645C | ARPA Increase Bed Capacity | | | 0.00 |
| RXFR | Transfer (Regular) | 0.00 | 9,580,000.00 | |
| WARR | Warrants | 9,580,000.00 | 0.00 | |
| | | | | 0.00 |
| FRP645D | ARPA Rural Hosp Test & Mitig: | | | 0.00 |
| RCPT | Receipt | 0.00 | 1,500.00 | |
| WARR | Warrants | 1,500.00 | 0.00 | |
| | | | | 0.00 |
| FRP645E | ARPA Public School Re-Openi | | | 0.00 |
| RCPT | Receipt | 0.00 | 88,256.42 | |
| WARR | Warrants | 88,256.42 | 0.00 | |
| | | | | 0.00 |
| FRP645G | Increased Bed - StVincent 064: | | | 0.00 |
| RXFR | Transfer (Regular) | 0.00 | 12,420,000.00 | |
| WARR | Warrants | 12,420,000.00 | 0.00 | |
| | | | | 0.00 |
| FRP645H | Increased Bed StBernards 064 | | | 0.00 |
| RXFR | Transfer (Regular) | 0.00 | 3,000,000.00 | |
| WARR | Warrants | 3,000,000.00 | 0.00 | |
| | | | | 0.00 |
| FRP645I | | | | 0.00 |
| RXFR | Transfer (Regular) | 0.00 | 2,736,000.00 | |
| WARR | Warrants | 2,736,000.00 | 0.00 | |
| | | | | 0.00 |
| FRP645K | ARPA Advanced Molecular Dei | | | 0.00 |
| RCPT | Receipt | 0.00 | 5,454.77 | |
| RXFR | Transfer (Regular) | 2,727.38 | 0.00 | |
| | | | | -2,727.39 |
| FRP645L | ARPA COVIDVaccination Outrc | | | 0.00 |
| RCPT | Receipt | 0.00 | 3,820,726.58 | |
| RXFR | Transfer (Regular) | 1,895,593.86 | 1,889,781.50 | |
| WARR | Warrants | 3,809,568.10 | 0.00 | |
| | | | | -5,346.12 |
| FRP645M | Immunizations Media Campaig | | | 0.00 |
| RCPT | Receipt | 0.00 | 368,002.93 | |
| | | | | -368,002.93 |
| FRP645N | ARPA Vacc OutrchUnderserve | | | 0.00 |
| RCPT | Receipt | 0.00 | 2,700,133.54 | |
| | | | | -2,700,133.54 |
| FRP7131 | ARP DCCECE Child Stabilz Gr | | | 0.00 |
| RCPT | Receipt | 0.00 | 38,985,998.64 | |
| WARR | Warrants | 35,289,248.64 | 0.00 | |
| | | | | -3,696,750.00 |
| FRP7132 | ARP DCCECE Child Care Supp | | | 0.00 |
| RADJ | Receipt Adjustment | 66,322.00 | 66,322.00 | |
| RCPT | Receipt | 0.00 | 13,718,348.61 | |
| RXFR | Transfer (Regular) | 10,817.96 | 0.00 | |

Fund Transaction by Type

Start Date:7/1/21 End Date:12/31/21

| Fund | Fund Description | Beginning Balance | | Ending Balance |
|----------------|--------------------------------------|------------------------|----------------|------------------------|
| Type | Type Description | Debits | Credits | |
| WARR | Warrants | 13,584,172.65 | 0.00 | |
| | | | | -123,358.00 |
| FRP7151 | ARPCO SNAP State Admin E | 0.00 | | |
| RCPT | Receipt | 0.00 | 1,758,786.65 | |
| RXFR | Transfer (Regular) | 0.00 | 27,987.14 | |
| WARR | Warrants | 1,786,773.79 | 0.00 | |
| | | | | 0.00 |
| FRP7171 | ARPDMS CV19 Skill Nurs BioV | 0.00 | | |
| RXFR | Transfer (Regular) | 0.00 | 5,095,441.32 | |
| WARR | Warrants | 5,095,441.32 | 0.00 | |
| | | | | 0.00 |
| FRP7172 | ARP DMS CV19Skill Nurs Staf | 0.00 | | |
| RXFR | Transfer (Regular) | 0.00 | 28,416,445.77 | |
| WARR | Warrants | 28,416,445.77 | 0.00 | |
| | | | | 0.00 |
| FRP7173 | ARPDMS CV19 Skill Nurs Prop | 0.00 | | |
| RXFR | Transfer (Regular) | 0.00 | 40,524,540.71 | |
| WARR | Warrants | 40,524,540.71 | 0.00 | |
| | | | | 0.00 |
| FRP7174 | ARPDMS CV19 Hosp Empty Re | 0.00 | | |
| RXFR | Transfer (Regular) | 0.00 | 96,228,000.00 | |
| WARR | Warrants | 96,228,000.00 | 0.00 | |
| | | | | 0.00 |
| FRP7175 | ARPDMS CV19 Hosp COVIDCo | 0.00 | | |
| RXFR | Transfer (Regular) | 0.00 | 22,214,512.51 | |
| WARR | Warrants | 22,214,512.51 | 0.00 | |
| | | | | 0.00 |
| FRP7176 | ARP DMS CV19 Hosp MAB Ad | 0.00 | | |
| RXFR | Transfer (Regular) | 0.00 | 9,627,055.91 | |
| WARR | Warrants | 9,627,055.91 | 0.00 | |
| | | | | 0.00 |
| FRP7900 | ARPA Fiscal Recovery Broadb | 0.00 | | |
| RXFR | Transfer (Regular) | 0.00 | 162,003,190.51 | |
| WARR | Warrants | 142,059,225.51 | 0.00 | |
| | | | | -19,943,965.00 |
| FRP7901 | ARPA Broadband Master Plan | 0.00 | | |
| RXFR | Transfer (Regular) | 0.00 | 2,224,916.00 | |
| WARR | Warrants | 738,672.00 | 0.00 | |
| | | | | -1,486,244.00 |
| FRP9300 | ARPA Div of Environmental Qt | 0.00 | | |
| RCPT | Receipt | 0.00 | 16,163,414.16 | |
| WARR | Warrants | 14,071,135.18 | 0.00 | |
| | | | | -2,092,278.98 |
| FRPALLC | ARPA Allocated Holding (610) | 0.00 | | |
| RXFR | Transfer (Regular) | 432,022,996.98 | 676,288,853.28 | |
| | | | | -244,265,856.30 |
| FRPHOLD | Arkansas ARP Steering Com I | -786,560,790.40 | | |
| RXFR | Transfer (Regular) | 676,288,853.28 | 0.00 | |
| | | | | -110,271,937.12 |
| FSA1720 | National Digital Newspaper Pr | -17,351.92 | | |

Fund Transaction by Type

Start Date:7/1/21 End Date:12/31/21

| Fund | Fund Description | Beginning Balance | | Ending Balance |
|----------------|-------------------------------------|--------------------|------------|--------------------|
| Type | Type Description | Debits | Credits | |
| RCPT | Receipt | 0.00 | 53,778.09 | |
| RXFR | Transfer (Regular) | 45,802.45 | 0.00 | |
| WARR | Warrants | 24,327.53 | 0.00 | |
| | | | | -1,000.03 |
| FSC0700 | WATER USE-USGS FED GRAN | -3,761.84 | | |
| RCPT | Receipt | 0.00 | 17,437.13 | |
| WARR | Warrants | 18,381.79 | 0.00 | |
| | | | | -2,817.18 |
| FSC1000 | NRCS CONV TECH ASST (045) | -116,245.38 | | |
| RCPT | Receipt | 0.00 | 254,208.70 | |
| RXFR | Transfer (Regular) | 67,047.37 | 0.00 | |
| WARR | Warrants | 296,285.57 | 0.00 | |
| | | | | -7,121.14 |
| FSC1700 | SW-Non Point Grnts Ind-(455) | -520,560.26 | | |
| RXFR | Transfer (Regular) | 108,394.07 | 171,398.85 | |
| WARR | Warrants | 12,442.94 | 0.00 | |
| | | | | -571,122.10 |
| FSC3020 | ANRC FEMACAPPSEE-20 | -621,323.89 | | |
| RCPT | Receipt | 0.00 | 109,156.66 | |
| RXFR | Transfer (Regular) | 66,935.57 | 11.02 | |
| WARR | Warrants | 28,654.24 | 0.00 | |
| | | | | -634,901.76 |
| FSC3314 | ANRC Nonpoint (0455) | 0.00 | | |
| RCPT | Receipt | 0.00 | 34,552.00 | |
| WARR | Warrants | 34,552.00 | 0.00 | |
| | | | | 0.00 |
| FSC3317 | ANRC NP Source Poll Cont 20 | -1,000.00 | | |
| RCPT | Receipt | 0.00 | 219,627.00 | |
| WARR | Warrants | 219,627.00 | 0.00 | |
| | | | | -1,000.00 |
| FSC3318 | ANRC NP Source Poll Ctrl 201 | -4,705.84 | | |
| RCPT | Receipt | 0.00 | 218,255.33 | |
| RXFR | Transfer (Regular) | 171,506.53 | 0.00 | |
| WARR | Warrants | 47,104.94 | 0.00 | |
| | | | | -4,349.70 |
| FSC3319 | ANRC NP Source Poll Ctrl 201 | -1,031.54 | | |
| RCPT | Receipt | 0.00 | 560,565.55 | |
| WARR | Warrants | 490,667.09 | 0.00 | |
| | | | | -70,930.00 |
| FSC3320 | ANRC NP SourcePoll Control | 0.00 | | |
| RCPT | Receipt | 0.00 | 463,498.40 | |
| WARR | Warrants | 460,420.00 | 0.00 | |
| | | | | -3,078.40 |
| FSC4030 | ANRC FEMA CTP (0455) | -418,259.25 | | |
| RCPT | Receipt | 0.00 | 489,205.92 | |
| WARR | Warrants | 489,205.94 | 0.00 | |
| | | | | -418,259.23 |
| FSC4035 | ANRC Flood Mgmt Assist (045) | -84,903.31 | | |
| RCPT | Receipt | 0.00 | 132,032.12 | |
| RXFR | Transfer (Regular) | 0.00 | 163,284.00 | |
| WARR | Warrants | 267,334.18 | 0.00 | |

Fund Transaction by Type

Start Date:7/1/21 End Date:12/31/21

| Fund | Fund Description | Beginning Balance | | Ending Balance |
|----------------|--------------------------------------|----------------------|---------------|----------------------|
| Type | Type Description | Debits | Credits | |
| | | | | -112,885.25 |
| FSC5M00 | Clean Water Grant FY10 (0455) | -277,370.22 | | |
| RCPT | Receipt | 0.00 | 398,284.00 | |
| RXFR | Transfer (Regular) | 489,481.45 | 3,089.00 | |
| WARR | Warrants | 31,478.18 | 0.00 | |
| | | | | -157,783.59 |
| FSC9700 | Feral Swine Eradication Contr | 0.00 | | |
| RCPT | Receipt | 0.00 | 269,335.62 | |
| RXFR | Transfer (Regular) | 0.00 | 58,236.19 | |
| WARR | Warrants | 304,304.02 | 0.00 | |
| | | | | -23,267.79 |
| FSD0100 | Dis Determination-Oprs | -2,479,477.57 | | |
| RCPT | Receipt | 0.00 | 28,304,475.26 | |
| RXFR | Transfer (Regular) | 20,391,449.57 | 2,763.72 | |
| WARR | Warrants | 8,121,039.03 | 20.00 | |
| | | | | -2,274,247.95 |
| FSP0100 | COVID-19 Reimbursement | -40,128.00 | | |
| WARR | Warrants | 40,128.00 | 0.00 | |
| | | | | 0.00 |
| FSP0200 | CESF Phase 2 DPS FY22 (9913 | 0.00 | | |
| RXFR | Transfer (Regular) | 0.00 | 44,200.00 | |
| | | | | -44,200.00 |
| FSPCAR1 | CARES Crime Vicims ReparFY | 0.00 | | |
| RXFR | Transfer (Regular) | 0.00 | 102,600.00 | |
| WARR | Warrants | 14,224.49 | 0.00 | |
| | | | | -88,375.51 |
| FSPCAR2 | CARES ASP Regulatory FY22 | 0.00 | | |
| RXFR | Transfer (Regular) | 0.00 | 596,999.47 | |
| | | | | -596,999.47 |
| FSPCARE | PublicSafety CARESCOVID19 | 0.00 | | |
| RXFR | Transfer (Regular) | 117,203.19 | 117,203.19 | |
| | | | | 0.00 |
| FSS0100 | Sos Fed Hava Title I (0063) | -528.12 | | |
| DXFR | Transfer (Deduction) | 0.00 | 2.05 | |
| | | | | -530.17 |
| FSS1200 | HAVA 2020 Section 101 (0063) | -3,802,882.92 | | |
| DXFR | Transfer (Deduction) | 0.00 | 14,780.20 | |
| | | | | -3,817,663.12 |
| FSS1300 | 2020 HAVA CARES Act Grant | -3,341,289.57 | | |
| DXFR | Transfer (Deduction) | 0.00 | 12,986.18 | |
| WARR | Warrants | 3,351,841.57 | 0.00 | |
| | | | | -2,434.18 |
| FST0201 | AEDC-S/T Ex Ntwk Fed (790) | -202,835.44 | | |
| RCPT | Receipt | 0.00 | 296,779.00 | |
| RXFR | Transfer (Regular) | 296,984.55 | 80,000.00 | |
| WARR | Warrants | 282,629.89 | 0.00 | |
| | | | | 0.00 |
| FST0202 | AEDC Mfg Extension Partners | 0.00 | | |
| RCPT | Receipt | 0.00 | 200,000.00 | |
| RXFR | Transfer (Regular) | 67,747.59 | 0.00 | |

Fund Transaction by Type

Start Date:7/1/21 End Date:12/31/21

| Fund | Fund Description | Beginning Balance | | Ending Balance |
|----------------|---------------------------------------|--------------------|---------------|--------------------|
| Type | Type Description | Debits | Credits | |
| WARR | Warrants | 29,776.77 | 0.00 | |
| | | | | -102,475.64 |
| FST0700 | EPSCOR Ark Asset Initiative II | -325,551.73 | | |
| RCPT | Receipt | 0.00 | 229,416.56 | |
| RXFR | Transfer (Regular) | 14,196.80 | 0.00 | |
| WARR | Warrants | 528,972.03 | 0.00 | |
| | | | | -11,799.46 |
| FST0701 | EPSCoR ASSET III, Track (790) | -6,013.20 | | |
| RXFR | Transfer (Regular) | 0.00 | 14,196.80 | |
| WARR | Warrants | 15,147.61 | 0.00 | |
| | | | | -5,062.39 |
| FST0800 | EPSCOR RII-Track-I Dart | -542,813.59 | | |
| RCPT | Receipt | 0.00 | 2,493,758.81 | |
| RXFR | Transfer (Regular) | 111,083.39 | 0.00 | |
| WARR | Warrants | 2,845,833.88 | 0.00 | |
| | | | | -79,655.13 |
| FST0801 | EPSCOR RIITrack-I-DART Ind I | -22,500.00 | | |
| RCPT | Receipt | 0.00 | 22,320.00 | |
| RXFR | Transfer (Regular) | 7,365.15 | 0.00 | |
| WARR | Warrants | 1,500.00 | 0.00 | |
| | | | | -35,954.85 |
| FTN7300 | Northwest TI-Fed ABE | -11,871.73 | | |
| RXFR | Transfer (Regular) | 105,120.30 | 143,000.00 | |
| WARR | Warrants | 6,876.73 | 0.00 | |
| | | | | -42,874.70 |
| FTS0000 | CARES M&R PPE DIST PROGI | -1,772.81 | | |
| RXFR | Transfer (Regular) | 1,772.81 | 0.00 | |
| | | | | 0.00 |
| FTS0100 | CARES Cybersecurity/DCO Pr | 0.00 | | |
| RXFR | Transfer (Regular) | 0.00 | 30,302,133.42 | |
| WARR | Warrants | 29,628,052.86 | 0.00 | |
| | | | | -674,080.56 |
| FVD0000 | Victimes Justice Assistance | -25,538.95 | | |
| RCPT | Receipt | 0.00 | 12,864,462.68 | |
| RXFR | Transfer (Regular) | 431,861.47 | 0.00 | |
| WARR | Warrants | 12,432,108.78 | 0.00 | |
| | | | | -26,031.38 |
| FVD0001 | Family Violence Prevent Servs | 0.00 | | |
| RCPT | Receipt | 0.00 | 40,442.49 | |
| RXFR | Transfer (Regular) | 171.00 | 171.00 | |
| WARR | Warrants | 40,442.49 | 0.00 | |
| | | | | 0.00 |
| FVV0800 | NLR Cemetery Expansion (038) | 0.00 | | |
| RCPT | Receipt | 0.00 | 14,268.01 | |
| RXFR | Transfer (Regular) | 8,802.50 | 0.00 | |
| WARR | Warrants | 5,465.51 | 0.00 | |
| | | | | 0.00 |
| FVV0900 | NLR Cemetery Expan Fed Pha | 0.00 | | |
| RCPT | Receipt | 0.00 | 374,198.09 | |
| RXFR | Transfer (Regular) | 254,704.92 | 0.00 | |
| WARR | Warrants | 119,493.17 | 0.00 | |

Fund Transaction by Type

Start Date:7/1/21 End Date:12/31/21

| Fund | Fund Description | Beginning Balance | | Ending Balance |
|----------------|---------------------------------------|------------------------|---------------|------------------------|
| Type | Type Description | Debits | Credits | |
| | | | | 0.00 |
| FWF0000 | Dept of Human Svcs-Federal | -53,399,511.54 | | |
| RCPT | Receipt | 0.00 | 8,526,234.86 | |
| RXFR | Transfer (Regular) | 694,044.58 | 0.00 | |
| | | | | -61,231,701.82 |
| FWF0100 | Dept Of Human Svcs-Hldg Acc | -21,540,542.13 | | |
| RCPT | Receipt | 0.00 | 2,045,671.24 | |
| RXFR | Transfer (Regular) | 443,326.50 | 815,769.03 | |
| | | | | -23,958,655.90 |
| FWF0200 | Dept of Human Svcs-DYS Grnt | -266,712.12 | | |
| RCPT | Receipt | 0.00 | 503,973.12 | |
| RXFR | Transfer (Regular) | 0.00 | 1,392,758.24 | |
| WARR | Warrants | 1,394,070.24 | 0.00 | |
| | | | | -769,373.24 |
| FWF2100 | County Oprs-Homeless | -210,475.21 | | |
| RCPT | Receipt | 0.00 | 2,696,885.71 | |
| WARR | Warrants | 2,730,289.91 | 0.00 | |
| | | | | -177,071.01 |
| FWF2500 | Parent Counsel | 0.00 | | |
| RCPT | Receipt | 0.00 | 506,359.72 | |
| RXFR | Transfer (Regular) | 506,359.72 | 0.00 | |
| | | | | 0.00 |
| FWF3000 | DHS-DCCECE-Sp Nutrition Prq | -900,548.52 | | |
| RCPT | Receipt | 0.00 | 28,653,328.89 | |
| RXFR | Transfer (Regular) | 0.00 | 38,380.10 | |
| WARR | Warrants | 28,890,908.22 | 0.00 | |
| | | | | -701,349.29 |
| FWF3100 | Commodities & Dist USDA Fu | 0.00 | | |
| RCPT | Receipt | 0.00 | 945,390.21 | |
| RXFR | Transfer (Regular) | 924.34 | 924.34 | |
| WARR | Warrants | 912,412.56 | 0.00 | |
| | | | | -32,977.65 |
| FWF4500 | Emerg Rental Assist CARES 2 | -169,497,930.24 | | |
| DXFR | Transfer (Deduction) | 0.00 | 595,644.21 | |
| RCPT | Receipt | 0.00 | 182.67 | |
| RXFR | Transfer (Regular) | 105,069.93 | 24.77 | |
| WARR | Warrants | 67,726,738.36 | 0.00 | |
| | | | | -102,261,973.60 |
| FWF5000 | DHS CARES Act COVID-19 (07 | -657,123.16 | | |
| RCPT | Receipt | 0.00 | 240,709.83 | |
| RXFR | Transfer (Regular) | 1,689,845.54 | 7,285,849.18 | |
| WARR | Warrants | 6,367,900.00 | 0.00 | |
| | | | | -125,936.63 |
| FWF5400 | DHS-Crippled Children | -193,444.04 | | |
| RXFR | Transfer (Regular) | 0.00 | 80,725.00 | |
| | | | | -274,169.04 |
| FWF5500 | Booneville Cap Imp (0710) | -7,125,587.16 | | |
| RCPT | Receipt | 0.00 | 11,971,777.51 | |
| WARR | Warrants | 1,176,541.43 | 0.00 | |
| | | | | -17,920,823.24 |

Fund Transaction by Type

Start Date:7/1/21 End Date:12/31/21

| Fund | Fund Description | Beginning Balance | | Ending Balance |
|----------------|-------------------------------------|--------------------------|---------------|-----------------------|
| Type | Type Description | Debits | Credits | |
| FWF6900 | DHS-DCCECE-Childhood Gar | -5,312,999.13 | | |
| RCPT | Receipt | 0.00 | 79,283,463.30 | |
| RXFR | Transfer (Regular) | 4,541,520.55 | 3,564,655.41 | |
| WARR | Warrants | 83,199,559.73 | 0.00 | |
| | | | | -420,037.56 |
| FYP0000 | Dept of Envir Quality-Fed | -916,282.50 | | |
| RCPT | Receipt | 0.00 | 5,098,105.10 | |
| RXFR | Transfer (Regular) | 3,219,531.51 | 0.00 | |
| WARR | Warrants | 1,166,594.06 | 0.00 | |
| | | | | -1,628,262.03 |
| FYP0300 | DEQ Sep Federal Plan (930) | -628,291.23 | | |
| RCPT | Receipt | 0.00 | 60,979.00 | |
| RXFR | Transfer (Regular) | 82,324.72 | 0.00 | |
| WARR | Warrants | 62,180.88 | 0.00 | |
| | | | | -544,764.63 |
| FYP0400 | Weatherization Program | -311,278.71 | | |
| RCPT | Receipt | 0.00 | 466,583.99 | |
| RXFR | Transfer (Regular) | 102,217.97 | 6,840.00 | |
| WARR | Warrants | 420,306.36 | 0.00 | |
| | | | | -262,178.37 |
| FYP0500 | Low Inc Home Eng Asst | -7,180,750.81 | | |
| RCPT | Receipt | 0.00 | 17,749,725.22 | |
| RXFR | Transfer (Regular) | 371,756.78 | 0.00 | |
| WARR | Warrants | 16,636,730.11 | 0.00 | |
| | | | | -7,921,989.14 |
| FYP0600 | LIHEAP CARES Act (0930) | -1,096,092.53 | | |
| RCPT | Receipt | 0.00 | 273,998.75 | |
| WARR | Warrants | 1,219,055.78 | 0.00 | |
| | | | | -151,035.50 |
| GAD0000 | General Rev Allotment Reserv | -1,247,908,796.84 | | |
| RCPT | Receipt | 0.00 | 167,434.17 | |
| RXFR | Transfer (Regular) | 1,279,793,409.90 | 81,717,178.89 | |
| | | | | -50,000,000.00 |
| GADHOLD | GR Allot Reserve Set Aside | -0.03 | | |
| RXFR | Transfer (Regular) | 32,630,545.03 | 32,687,456.68 | |
| | | | | -56,911.68 |
| GPR0100 | AR Real Property Reappraisal | 0.00 | | |
| RXFR | Transfer (Regular) | 0.00 | 7,302,988.68 | |
| WARR | Warrants | 7,302,988.68 | 0.00 | |
| | | | | 0.00 |
| HAD0000 | Dept of Agriculture | -168,331.52 | | |
| AXFR | Advance Transfer | 0.00 | 2,825,000.00 | |
| GDIS | Distribution (General Fund) | 0.00 | 7,683,489.35 | |
| RXFR | Transfer (Regular) | 10,756,801.83 | 1,385,725.96 | |
| | | | | -1,305,745.00 |
| HAD0100 | Dept of Agriculture ALPC | -35,799.48 | | |
| RXFR | Transfer (Regular) | 1,549,237.34 | 1,715,866.89 | |
| WARR | Warrants | 192,042.55 | 0.00 | |
| | | | | -10,386.48 |
| HAD0200 | Dept of Agriculture AFC | -119,054.10 | | |
| RADJ | Receipt Adjustment | 0.00 | 774.40 | |

Fund Transaction by Type

Start Date:7/1/21 End Date:12/31/21

| Fund | Fund Description | Beginning Balance | | Ending Balance |
|----------------|---------------------------------------|----------------------|----------------|-----------------------|
| Type | Type Description | Debits | Credits | |
| RCPT | Receipt | 0.00 | 430.93 | |
| RXFR | Transfer (Regular) | 3,837,269.03 | 4,695,750.60 | |
| WARR | Warrants | 915,791.34 | 0.00 | |
| | | | | -62,949.66 |
| HAD0300 | Dept of Agriculture PB | -8,630.20 | | |
| RCPT | Receipt | 0.00 | 1,052.40 | |
| RXFR | Transfer (Regular) | 1,087,293.17 | 1,323,430.62 | |
| WARR | Warrants | 232,889.79 | 0.00 | |
| | | | | -12,930.26 |
| HAD0400 | Dept of Agriculture Sec Office | 0.00 | | |
| RXFR | Transfer (Regular) | 89,232.04 | 89,700.00 | |
| WARR | Warrants | 448.26 | 0.00 | |
| | | | | -19.70 |
| HBS0000 | Services for Blind | 0.00 | | |
| GDIS | Distribution (General Fund) | 0.00 | 1,146,523.05 | |
| RXFR | Transfer (Regular) | 709,024.23 | 98,308.00 | |
| | | | | -535,806.82 |
| HCA0000 | DOC Inmate Care/Custody | 0.00 | | |
| AXFR | Advance Transfer | 0.00 | 51,500,000.00 | |
| GDIS | Distribution (General Fund) | 0.00 | 171,706,162.13 | |
| RXFR | Transfer (Regular) | 189,671,486.04 | 6,753,186.34 | |
| | | | | -40,287,862.43 |
| HCA0100 | DOC Inmate Care/Custody | -8,433,852.80 | | |
| COFF | Checks Charged Off | 5.00 | 0.00 | |
| RCPT | Receipt | 0.00 | 294,449.52 | |
| RXFR | Transfer (Regular) | 131,190,557.80 | 186,341,635.88 | |
| WARR | Warrants | 47,326,684.56 | 0.00 | |
| | | | | -16,552,690.84 |
| HCA0300 | Legal Claims | 0.00 | | |
| RXFR | Transfer (Regular) | 0.00 | 721,118.27 | |
| WARR | Warrants | 721,118.27 | 0.00 | |
| | | | | 0.00 |
| HCACARE | DOC CARES (0480) | 0.00 | | |
| RXFR | Transfer (Regular) | 0.00 | 7,500,000.00 | |
| | | | | -7,500,000.00 |
| HCP0000 | Div Community Correction | 0.00 | | |
| AXFR | Advance Transfer | 0.00 | 19,750,000.00 | |
| GDIS | Distribution (General Fund) | 0.00 | 37,241,729.87 | |
| RXFR | Transfer (Regular) | 55,850,263.76 | 4,815,914.77 | |
| | | | | -5,957,380.88 |
| HCP0100 | Div Community Correction | -158,495.46 | | |
| RADJ | Receipt Adjustment | 1,392.69 | 0.00 | |
| RCPT | Receipt | 0.00 | 692,820.60 | |
| RXFR | Transfer (Regular) | 40,317,779.70 | 51,405,964.70 | |
| WARR | Warrants | 10,336,711.29 | 0.00 | |
| | | | | -1,601,397.08 |
| HCP485F | Dept Community Corr 19-5-30: | -49,575.65 | | |
| RCPT | Receipt | 0.00 | 135,538.43 | |
| RXFR | Transfer (Regular) | 28,109.18 | 2,868.18 | |
| WARR | Warrants | 159,079.73 | 2,062.96 | |
| | | | | -2,856.31 |

Fund Transaction by Type

Start Date:7/1/21 End Date:12/31/21

| Fund | Fund Description | Beginning Balance | | Ending Balance |
|----------------|---------------------------------------|-----------------------|---------------|-----------------------|
| Type | Type Description | Debits | Credits | |
| HEG0000 | Higher Education Grants | -15,033,192.97 | | |
| GDIS | Distribution (General Fund) | 0.00 | 22,972,353.92 | |
| RXFR | Transfer (Regular) | 26,555,250.00 | 8,109,996.30 | |
| | | | | -19,560,293.19 |
| HEG0100 | HE Dentistry Scholarships | -347.46 | | |
| RXFR | Transfer (Regular) | 0.00 | 2,296,500.00 | |
| WARR | Warrants | 1,335,900.00 | 0.00 | |
| | | | | -960,947.46 |
| HEG0300 | HE Optometry Scholarships | -400.00 | | |
| RXFR | Transfer (Regular) | 0.00 | 352,000.00 | |
| WARR | Warrants | 349,200.00 | 0.00 | |
| | | | | -3,200.00 |
| HEG0400 | HE Veterinary Scholarships | -1,652.40 | | |
| RXFR | Transfer (Regular) | 0.00 | 707,500.00 | |
| WARR | Warrants | 707,119.40 | 0.00 | |
| | | | | -2,033.00 |
| HEG0600 | HE Chiropractic Scholarship | -1,687.00 | | |
| RCPT | Receipt | 0.00 | 10.00 | |
| RXFR | Transfer (Regular) | 0.00 | 47,000.00 | |
| WARR | Warrants | 43,758.00 | 0.00 | |
| | | | | -4,939.00 |
| HEG0700 | HE Podiatry Scholarships | -250.00 | | |
| RXFR | Transfer (Regular) | 0.00 | 4,750.00 | |
| WARR | Warrants | 5,000.00 | 0.00 | |
| | | | | 0.00 |
| HEG1000 | ADHE-AR Future (0700) | -25,540.94 | | |
| RCPT | Receipt | 0.00 | 5,772.00 | |
| RXFR | Transfer (Regular) | 0.00 | 1,345,000.00 | |
| WARR | Warrants | 1,356,012.91 | 0.00 | |
| | | | | -20,300.03 |
| HEG1100 | DHE Osteo RMSP | 0.00 | | |
| RXFR | Transfer (Regular) | 0.00 | 483,000.00 | |
| | | | | -483,000.00 |
| HEG7022 | HE Teacher Retraining | -28,516.39 | | |
| RXFR | Transfer (Regular) | 2,326.00 | 1,711,000.00 | |
| WARR | Warrants | 1,702,055.17 | 0.00 | |
| | | | | -35,135.22 |
| HEG7024 | HE National Guard Tuition | -7,030.02 | | |
| RCPT | Receipt | 0.00 | 15,566.65 | |
| RXFR | Transfer (Regular) | 0.00 | 1,302,000.00 | |
| WARR | Warrants | 1,323,624.06 | 0.00 | |
| | | | | -972.61 |
| HEG7026 | High Ed-Math Sci Ln Tcher-(70) | -52,032.98 | | |
| RXFR | Transfer (Regular) | 52,032.98 | 0.00 | |
| | | | | 0.00 |
| HEG7028 | HE Junior/Senior Minority | -107,447.40 | | |
| RXFR | Transfer (Regular) | 107,447.40 | 0.00 | |
| | | | | 0.00 |
| HEG7029 | HE AR Geo Minority Teacher | -2,012.37 | | |
| RXFR | Transfer (Regular) | 0.00 | 30,000.00 | |

Fund Transaction by Type

Start Date:7/1/21 End Date:12/31/21

| Fund | Fund Description | Beginning Balance | Ending Balance | |
|----------------|---------------------------------------|--------------------|----------------|-------------|
| Type | Type Description | Debits | Credits | |
| WARR | Warrants | 30,825.00 | 0.00 | -1,187.37 |
| HEG7030 | HE POW/MIA Depend Scholar | -457,569.35 | | |
| RCPT | Receipt | 0.00 | 6,927.20 | |
| RXFR | Transfer (Regular) | 0.00 | 1,320,000.00 | |
| WARR | Warrants | 1,724,996.99 | 0.00 | -59,499.56 |
| HEG7032 | He-Sreb Minority Doctoral Sch | 0.00 | | |
| RXFR | Transfer (Regular) | 0.00 | 175,000.00 | -175,000.00 |
| HEG7033 | HE Minority Masters Scholar | -45,201.98 | | |
| RXFR | Transfer (Regular) | 45,201.98 | 0.00 | 0.00 |
| HEG7034 | HE Dependents Law Enf 19-5-3 | -113,902.81 | | |
| RXFR | Transfer (Regular) | 0.00 | 368,000.00 | |
| WARR | Warrants | 480,849.65 | 0.00 | -1,053.16 |
| HEG7036 | HE Academic Challenge | -1,261.09 | | |
| RXFR | Transfer (Regular) | 0.00 | 5,000,005.00 | |
| WARR | Warrants | 5,000,000.00 | 0.00 | -1,266.09 |
| HEG7037 | HE Governors Scholar Prog | -1,248.51 | | |
| RCPT | Receipt | 0.00 | 27,696.33 | |
| RXFR | Transfer (Regular) | 0.00 | 10,125,000.00 | |
| WARR | Warrants | 10,142,417.35 | 0.00 | -11,527.49 |
| HEG7039 | ADHE Targeted Teacher Dev (C | -447,608.99 | | |
| RXFR | Transfer (Regular) | 447,608.99 | 0.00 | 0.00 |
| HEG7042 | HE Opportunities 19-5-302 (11) | -1,624.03 | | |
| RXFR | Transfer (Regular) | 0.00 | 15,000.00 | |
| WARR | Warrants | 9,000.00 | 0.00 | -7,624.03 |
| HEG7043 | Washington Ctr Scholar19-5-3 | 0.00 | | |
| RXFR | Transfer (Regular) | 0.00 | 4,000.00 | |
| WARR | Warrants | 4,000.00 | 0.00 | 0.00 |
| HEG7044 | ADHE WEB BASED APP (0700 | -113,859.01 | | |
| WARR | Warrants | 50,823.00 | 0.00 | -63,036.01 |
| HEG7045 | Single Parent Schol 1116/09 | 0.00 | | |
| RXFR | Transfer (Regular) | 0.00 | 175,000.00 | |
| WARR | Warrants | 175,000.00 | 0.00 | 0.00 |
| HEG7047 | Scholarship Adm 1116/09 | -206,187.38 | | |
| RCPT | Receipt | 0.00 | 530,852.62 | |
| RXFR | Transfer (Regular) | 242,093.97 | 472,312.50 | |
| WARR | Warrants | 525,877.54 | 0.00 | -441,380.99 |
| HEG7048 | ADHE-State Teacher ED (0700) | -7,156.20 | | |

Fund Transaction by Type

Start Date:7/1/21 End Date:12/31/21

| Fund | Fund Description | Beginning Balance | | Ending Balance |
|----------------|---------------------------------------|----------------------|---------------|----------------------|
| Type | Type Description | Debits | Credits | |
| RCPT | Receipt | 0.00 | 13,374.34 | |
| RXFR | Transfer (Regular) | 0.00 | 1,035,500.00 | |
| WARR | Warrants | 1,039,387.80 | 0.00 | |
| | | | | -16,642.74 |
| HGA0000 | Parks & Tourism | 0.00 | | |
| AXFR | Advance Transfer | 0.00 | 200,000.00 | |
| GDIS | Distribution (General Fund) | 0.00 | 12,256,206.47 | |
| RXFR | Transfer (Regular) | 12,636,886.23 | 2,335,651.35 | |
| | | | | -2,154,971.59 |
| HGA0100 | Parks & Tourism | -1,274,050.74 | | |
| RXFR | Transfer (Regular) | 9,110,785.54 | 9,039,317.47 | |
| WARR | Warrants | 1,159,458.80 | 0.00 | |
| | | | | -43,123.87 |
| HMA0000 | Dept Environmental Quality | -320,994.80 | | |
| GDIS | Distribution (General Fund) | 0.00 | 2,324,505.11 | |
| RXFR | Transfer (Regular) | 1,580,000.00 | 198,271.00 | |
| | | | | -1,263,770.91 |
| HMA0100 | Div Environmental Quality | -176,801.67 | | |
| RCPT | Receipt | 0.00 | 12,630.61 | |
| RXFR | Transfer (Regular) | 1,765,040.10 | 1,826,514.58 | |
| WARR | Warrants | 203,895.54 | 0.00 | |
| | | | | -47,011.22 |
| HMA0200 | Div Environ Qual Oil & Gas | -1,175,763.25 | | |
| RXFR | Transfer (Regular) | 74,862.98 | 0.00 | |
| WARR | Warrants | 81.36 | 0.00 | |
| | | | | -1,100,818.91 |
| HMD0000 | Dept of Military | 0.00 | | |
| AXFR | Advance Transfer | 0.00 | 900,000.00 | |
| GDIS | Distribution (General Fund) | 0.00 | 3,368,879.00 | |
| RXFR | Transfer (Regular) | 4,256,268.41 | 794,099.00 | |
| | | | | -806,709.59 |
| HMD0100 | Dept of Military | -71,236.99 | | |
| RCPT | Receipt | 0.00 | 98,288.05 | |
| RXFR | Transfer (Regular) | 1,785,554.58 | 3,172,607.41 | |
| WARR | Warrants | 1,400,783.03 | 0.00 | |
| | | | | -155,794.84 |
| HMD0101 | Dept of Military | 0.00 | | |
| RXFR | Transfer (Regular) | 107,768.39 | 112,000.00 | |
| WARR | Warrants | 2,950.00 | 0.00 | |
| | | | | -1,281.61 |
| HMD0300 | Dept of Military YCP | -372,249.08 | | |
| RXFR | Transfer (Regular) | 600,651.92 | 467,901.58 | |
| WARR | Warrants | 160,620.57 | 0.00 | |
| | | | | -78,878.17 |
| HMD0400 | Dept of Military NG Callup | -13,976.91 | | |
| RCPT | Receipt | 0.00 | 20,201.07 | |
| RXFR | Transfer (Regular) | 1,596,419.56 | 1,908,400.00 | |
| WARR | Warrants | 329,684.74 | 0.00 | |
| | | | | -16,473.68 |
| HMD0600 | State Military CF | -211,920.66 | | |
| RXFR | Transfer (Regular) | 0.00 | 679,328.07 | |

Fund Transaction by Type

Start Date:7/1/21 End Date:12/31/21

| Fund | Fund Description | Beginning Balance | | Ending Balance |
|----------------|--------------------------------------|-------------------|----------------------|----------------------|
| Type | Type Description | Debits | Credits | |
| WARR | Warrants | 10,599.70 | 0.00 | |
| | | | | -880,649.03 |
| HOA0000 | Dept Economic Development | | 0.00 | |
| GDIS | Distribution (General Fund) | 0.00 | 8,757,098.62 | |
| RXFR | Transfer (Regular) | 8,276,167.77 | 2,860,209.43 | |
| | | | | -3,341,140.28 |
| HOA0100 | Dept Economic Development | | -3,636,567.42 | |
| RCPT | Receipt | 0.00 | 31,607.87 | |
| RXFR | Transfer (Regular) | 7,745,189.22 | 5,510,138.22 | |
| WARR | Warrants | 1,317,164.95 | 0.00 | |
| | | | | -115,959.34 |
| HOA0101 | AEDC -Bus. Industry Trng Proj | | -1,500,000.00 | |
| RXFR | Transfer (Regular) | 0.00 | 214,800.00 | |
| WARR | Warrants | 217,762.40 | 0.00 | |
| | | | | -1,497,037.60 |
| HOA0102 | AEDC - Military Affairs Grant | | -239,354.00 | |
| RXFR | Transfer (Regular) | 0.00 | 270,000.00 | |
| WARR | Warrants | 7,000.00 | 0.00 | |
| | | | | -502,354.00 |
| HOA0103 | Rural Services Div | | -77,971.53 | |
| RCPT | Receipt | 0.00 | 8,250.29 | |
| RXFR | Transfer (Regular) | 75,560.74 | 387,221.42 | |
| WARR | Warrants | 306,847.33 | 0.00 | |
| | | | | -91,035.17 |
| HOA0104 | Sci Tech Operations | | -411,324.43 | |
| RCPT | Receipt | 0.00 | 6,571.85 | |
| RXFR | Transfer (Regular) | 82,332.25 | 1,973,961.42 | |
| WARR | Warrants | 1,245,625.66 | 0.00 | |
| | | | | -1,063,899.79 |
| HOACARE | Rural Broadband Admin-CARE | | 0.00 | |
| RXFR | Transfer (Regular) | 142,683.01 | 1,380,117.04 | |
| WARR | Warrants | 1,139,184.54 | 0.00 | |
| | | | | -98,249.49 |
| HQA0000 | Higher Education | | -11.00 | |
| AXFR | Advance Transfer | 0.00 | 255,000.00 | |
| GDIS | Distribution (General Fund) | 0.00 | 6,430,771.43 | |
| RXFR | Transfer (Regular) | 6,403,148.56 | 730,306.94 | |
| | | | | -1,012,940.81 |
| HQA0100 | Higher Education | | -6,151,186.57 | |
| RCPT | Receipt | 0.00 | 494.01 | |
| RXFR | Transfer (Regular) | 7,264,109.49 | 5,623,418.12 | |
| WARR | Warrants | 632,185.50 | 0.00 | |
| | | | | -3,878,803.71 |
| HQA0300 | HE Recruitment Coordinator | | -2,984.72 | |
| RXFR | Transfer (Regular) | 35,146.68 | 70,000.00 | |
| WARR | Warrants | 170.21 | 0.00 | |
| | | | | -37,667.83 |
| HQA0400 | ADHE NonRevenue (0700) | | -1,061,947.57 | |
| RCPT | Receipt | 0.00 | 48,908.27 | |
| | | | | -1,110,855.84 |

Fund Transaction by Type

Start Date:7/1/21 End Date:12/31/21

| Fund | Fund Description | Beginning Balance | | Ending Balance |
|----------------|-------------------------------------|-------------------|--------------|--------------------|
| Type | Type Description | Debits | Credits | |
| HQA0700 | Veterans Approv Agency State | | | -600.00 |
| RXFR | Transfer (Regular) | 0.00 | 640.00 | |
| WARR | Warrants | 836.10 | 0.00 | |
| | | | | -403.90 |
| HQA7500 | HE AmeriCorp Oper | | | -172,753.84 |
| RCPT | Receipt | 0.00 | 155,317.92 | |
| RXFR | Transfer (Regular) | 197,938.63 | 100,127.50 | |
| WARR | Warrants | 194,879.58 | 0.00 | |
| | | | | -35,381.05 |
| HQA7501 | HE AmeriCorp Grants | | | -80,034.84 |
| RCPT | Receipt | 0.00 | 761,088.66 | |
| WARR | Warrants | 840,999.81 | 0.00 | |
| | | | | -123.69 |
| HRA0000 | Div AR Heritage | | | -305,104.20 |
| AXFR | Advance Transfer | 0.00 | 300,000.00 | |
| GDIS | Distribution (General Fund) | 0.00 | 4,125,465.33 | |
| RXFR | Transfer (Regular) | 4,872,017.28 | 677,946.08 | |
| | | | | -536,498.33 |
| HRA0101 | DAH Central | | | -134,815.79 |
| RXFR | Transfer (Regular) | 2,339,363.35 | 2,525,000.00 | |
| WARR | Warrants | 284,904.47 | 0.00 | |
| | | | | -35,547.97 |
| HRA0210 | DAH AAC Gen Rev (0865) | | | -37,311.11 |
| RXFR | Transfer (Regular) | 26,048.66 | 29,145.00 | |
| WARR | Warrants | 35,478.78 | 0.00 | |
| | | | | -4,928.67 |
| HRA0310 | DAH Old State House (0865) | | | -24,681.59 |
| RXFR | Transfer (Regular) | 11,408.84 | 17,831.00 | |
| WARR | Warrants | 12,762.66 | 0.00 | |
| | | | | -18,341.09 |
| HRA0410 | DAH Natural Heritage (0865) | | | -74,117.07 |
| RXFR | Transfer (Regular) | 4,355.87 | 50,733.00 | |
| WARR | Warrants | 33,168.12 | 0.00 | |
| | | | | -87,326.08 |
| HRA0430 | DAH-NHC Gas Royal (0865) | | | -90,229.57 |
| RCPT | Receipt | 0.00 | 90,500.90 | |
| SDIS | Distribution (Special Fund) | 0.00 | 87,695.37 | |
| SPEC | Special Reversing Entry | 90,500.90 | 0.00 | |
| WARR | Warrants | 50,535.23 | 0.00 | |
| | | | | -127,389.71 |
| HRA0510 | DAH AR Terr Capital (0865) | | | -58,282.01 |
| RXFR | Transfer (Regular) | 55,297.62 | 34,698.00 | |
| WARR | Warrants | 32,687.56 | 0.00 | |
| | | | | -4,994.83 |
| HRA0610 | State Archives GR 19-5-302 | | | -33,081.57 |
| RXFR | Transfer (Regular) | 35,083.03 | 421,309.16 | |
| WARR | Warrants | 225,157.43 | 0.00 | |
| | | | | -194,150.27 |
| HRA0810 | DAH Delta Cultural (0865) | | | -3,561.50 |
| RXFR | Transfer (Regular) | 2,421.24 | 61,445.75 | |
| WARR | Warrants | 44,931.83 | 0.00 | |

Fund Transaction by Type

Start Date:7/1/21 End Date:12/31/21

| Fund | Fund Description | Beginning Balance | Ending Balance |
|----------------|---------------------------------------|-----------------------|-----------------------|
| Type | Type Description | Debits | Credits |
| | | | -17,654.18 |
| HRA0910 | DAH Mosaic Templars (0865) | -26,352.70 | |
| RXFR | Transfer (Regular) | 25,386.38 | 202,339.00 |
| WARR | Warrants | 104,435.57 | 0.00 |
| | | | -98,869.75 |
| HSA0000 | Dept of Labor & Licensing | 0.00 | |
| AXFR | Advance Transfer | 0.00 | 100,000.00 |
| GDIS | Distribution (General Fund) | 0.00 | 1,789,797.96 |
| RXFR | Transfer (Regular) | 1,899,823.51 | 367,149.31 |
| | | | -357,123.76 |
| HSA0100 | Dept of Labor & Licensing | -379,709.48 | |
| RXFR | Transfer (Regular) | 1,898,374.97 | 1,724,771.03 |
| WARR | Warrants | 159,610.41 | 0.00 |
| | | | -46,495.13 |
| HSB0000 | State Services for the Blind | -152,364.74 | |
| RXFR | Transfer (Regular) | 152,364.74 | 0.00 |
| | | | 0.00 |
| HSC0000 | State Central Services | -47,812,506.66 | |
| COFF | Checks Charged Off | 105.00 | 0.00 |
| CTAX | Claims & Taxes | 2,425.74 | 1,195.00 |
| DXFR | Transfer (Deduction) | 0.00 | 105,864,939.19 |
| RADJ | Receipt Adjustment | 198,759.94 | 198,759.94 |
| RCPT | Receipt | 0.00 | 8,576,545.63 |
| RXFR | Transfer (Regular) | 149,182,807.50 | 18,745,172.40 |
| SDIS | Distribution (Special Fund) | 0.00 | 7,479,951.74 |
| SPEC | Special Reversing Entry | 7,826,833.45 | 107,585.00 |
| | | | -31,575,723.93 |
| HSC0200 | State Central Services House | -288,845.19 | |
| RCPT | Receipt | 0.00 | 132.00 |
| RXFR | Transfer (Regular) | 1,343,248.89 | 1,400,977.50 |
| WARR | Warrants | 181,374.68 | 0.00 |
| | | | -165,331.12 |
| HSC0500 | State Central Svcs Senate | -324,925.39 | |
| RCPT | Receipt | 0.00 | 1,727.34 |
| RXFR | Transfer (Regular) | 742,476.01 | 800,095.00 |
| WARR | Warrants | 158,304.02 | 0.00 |
| | | | -225,967.70 |
| HSC0900 | St Cent Serv-Legislative Audit | -8,865,914.19 | |
| COFF | Checks Charged Off | 615.00 | 0.00 |
| RCPT | Receipt | 0.00 | 21,554.48 |
| RXFR | Transfer (Regular) | 15,997,927.49 | 10,447,090.19 |
| WARR | Warrants | 1,855,601.90 | 0.00 |
| | | | -1,480,414.47 |
| HSC1100 | State Central Svcs Leg Council | -200,984.26 | |
| RCPT | Receipt | 0.00 | 159.78 |
| RXFR | Transfer (Regular) | 6,282,899.49 | 8,602,184.22 |
| WARR | Warrants | 2,104,443.66 | 0.00 |
| | | | -415,985.11 |
| HSC1200 | State Central Svcs Leg Council | -277,307.53 | |
| RXFR | Transfer (Regular) | 1,748.34 | 800,000.00 |
| WARR | Warrants | 817,472.92 | 0.00 |

Fund Transaction by Type

Start Date:7/1/21 End Date:12/31/21

| Fund | Fund Description | Beginning Balance | | Ending Balance |
|----------------|---------------------------------------|----------------------|----------------|----------------------|
| Type | Type Description | Debits | Credits | |
| | | | | -258,086.27 |
| HSC1400 | State Ctl Svc Gov Mansion Co | -216,354.29 | | |
| RCPT | Receipt | 0.00 | 39,107.41 | |
| RXFR | Transfer (Regular) | 427,609.42 | 702,661.97 | |
| WARR | Warrants | 360,471.71 | 0.00 | |
| | | | | -170,042.54 |
| HSC1800 | State Central Svcs Appeals | -62,375.31 | | |
| RCPT | Receipt | 0.00 | 402.84 | |
| RXFR | Transfer (Regular) | 2,524,609.45 | 3,000,150.00 | |
| WARR | Warrants | 316,367.42 | 0.00 | |
| | | | | -221,951.28 |
| HSC2300 | AOC Judicial | -515,337.85 | | |
| RCPT | Receipt | 0.00 | 46,094.90 | |
| RXFR | Transfer (Regular) | 4,522,334.56 | 12,202,906.76 | |
| WARR | Warrants | 6,209,346.58 | 0.00 | |
| | | | | -2,032,658.37 |
| HSC2800 | Prosecuting Coordinator | -14,686.77 | | |
| RXFR | Transfer (Regular) | 583,802.10 | 800,000.00 | |
| WARR | Warrants | 110,287.63 | 0.00 | |
| | | | | -120,597.04 |
| HSC3001 | DFA Revenue Division Operati | -2,962,863.66 | | |
| RCPT | Receipt | 0.00 | 755,157.03 | |
| RXFR | Transfer (Regular) | 95,708,295.50 | 108,739,557.28 | |
| SDIS | Distribution (Special Fund) | 0.00 | 3,247,166.39 | |
| SPEC | Special Reversing Entry | 3,351,048.89 | 0.00 | |
| WARR | Warrants | 14,373,931.54 | 0.00 | |
| | | | | -2,271,468.43 |
| HSC3200 | AR Supreme Court | -241,443.73 | | |
| RCPT | Receipt | 0.00 | 3,510.08 | |
| RXFR | Transfer (Regular) | 2,404,310.88 | 3,025,867.47 | |
| WARR | Warrants | 653,694.02 | 0.00 | |
| | | | | -212,816.38 |
| HSC3400 | St Centl Serv-Gov Office-(034) | -97,412.46 | | |
| RCPT | Receipt | 0.00 | 3,043.38 | |
| RXFR | Transfer (Regular) | 2,317,300.64 | 2,902,705.55 | |
| WARR | Warrants | 453,400.15 | 0.00 | |
| | | | | -232,460.60 |
| HSC3600 | Claims Commission | -19,828.23 | | |
| RXFR | Transfer (Regular) | 242,299.31 | 340,000.00 | |
| WARR | Warrants | 83,002.68 | 0.00 | |
| | | | | -34,526.24 |
| HSC3701 | PDC Trial Officers | -246,273.31 | | |
| RXFR | Transfer (Regular) | 10,736,161.85 | 12,236,467.68 | |
| WARR | Warrants | 1,170,392.58 | 0.00 | |
| | | | | -576,186.56 |
| HSC3702 | PDC User Fees | -3,659,626.05 | | |
| RCPT | Receipt | 0.00 | 1,341,413.25 | |
| RXFR | Transfer (Regular) | 926,215.09 | 1,078.21 | |
| SDIS | Distribution (Special Fund) | 0.00 | 625.00 | |
| SPEC | Special Reversing Entry | 645.00 | 0.00 | |
| WARR | Warrants | 535,421.56 | 0.00 | |

Fund Transaction by Type

Start Date:7/1/21 End Date:12/31/21

| Fund | Fund Description | Beginning Balance | | Ending Balance |
|----------------|-------------------------------------|-----------------------|---------------|------------------------|
| Type | Type Description | Debits | Credits | |
| | | | | -3,540,460.86 |
| HSC3704 | PDC Administration | -162,782.93 | | |
| RXFR | Transfer (Regular) | 1,001,832.72 | 1,500,000.00 | |
| WARR | Warrants | 474,791.21 | 0.00 | |
| | | | | -186,159.00 |
| HSC3705 | PDC Juvenile Omnibudsmen | -95,109.28 | | |
| RXFR | Transfer (Regular) | 31,892.56 | 78,861.00 | |
| WARR | Warrants | 2,959.06 | 0.00 | |
| | | | | -139,118.66 |
| HSC3766 | CPC Office | -89,008.27 | | |
| RXFR | Transfer (Regular) | 471,802.80 | 1,600,000.00 | |
| WARR | Warrants | 1,151,935.17 | 0.00 | |
| | | | | -65,270.30 |
| HSC376F | Parent Counsel Reimbur DHS | -503,327.57 | | |
| RXFR | Transfer (Regular) | 0.00 | 506,359.72 | |
| WARR | Warrants | 462,025.00 | 0.00 | |
| | | | | -547,662.29 |
| HSC5100 | Lt Governors Office | -51,421.27 | | |
| RXFR | Transfer (Regular) | 8.91 | 100,137.42 | |
| WARR | Warrants | 115,616.10 | 0.00 | |
| | | | | -35,933.68 |
| HSC5300 | Attorney General | -300,382.01 | | |
| RCPT | Receipt | 0.00 | 10,843.26 | |
| RXFR | Transfer (Regular) | 7,523,208.50 | 9,500,602.00 | |
| WARR | Warrants | 1,704,826.49 | 0.00 | |
| | | | | -583,792.28 |
| HSC5900 | Auditor of the State | -548,286.71 | | |
| RCPT | Receipt | 0.00 | 580.08 | |
| RXFR | Transfer (Regular) | 1,468.46 | 14,435,761.29 | |
| WARR | Warrants | 14,489,185.76 | 0.00 | |
| | | | | -493,973.86 |
| HSC6000 | Land Department | -263,720.32 | | |
| RXFR | Transfer (Regular) | 180.42 | 1,600,000.00 | |
| WARR | Warrants | 1,631,610.94 | 0.00 | |
| | | | | -231,928.96 |
| HSC6101 | St Cent Serv-DFA Adm Svcs-(6 | -679,907.11 | | |
| RXFR | Transfer (Regular) | 7,670,003.08 | 9,527,317.31 | |
| WARR | Warrants | 1,396,147.31 | 0.00 | |
| | | | | -1,141,074.03 |
| HSC6102 | DFA Management Services IT | -610,385.46 | | |
| RXFR | Transfer (Regular) | 0.00 | 8,529,911.98 | |
| WARR | Warrants | 8,422,938.77 | 0.00 | |
| | | | | -717,358.67 |
| HSC6110 | DFA Secretary Office | -5,375.48 | | |
| RXFR | Transfer (Regular) | 1,340,643.52 | 1,750,000.00 | |
| WARR | Warrants | 254,623.63 | 0.00 | |
| | | | | -160,108.33 |
| HSC6199 | DFA MCF Balance Transfer | -62,822,566.75 | | |
| RXFR | Transfer (Regular) | 0.00 | 58,197,970.26 | |
| | | | | -121,020,537.01 |

Fund Transaction by Type

Start Date:7/1/21 End Date:12/31/21

| Fund | Fund Description | Beginning Balance | | Ending Balance |
|----------------|-------------------------------------|-----------------------|--------------|----------------------|
| Type | Type Description | Debits | Credits | |
| HSC6300 | Secretary of the State | -1,679,230.12 | | |
| RCPT | Receipt | 0.00 | 18,039.49 | |
| RXFR | Transfer (Regular) | 685.45 | 8,731,374.26 | |
| WARR | Warrants | 9,375,303.80 | 0.00 | |
| | | | | -1,052,654.62 |
| HSC6900 | Treasurer of the State | -370,140.11 | | |
| RCPT | Receipt | 0.00 | 627.82 | |
| RXFR | Transfer (Regular) | 1,582,647.43 | 2,801,325.18 | |
| WARR | Warrants | 1,126,577.23 | 0.00 | |
| | | | | -462,868.45 |
| HSC9090 | Internal Audit Oper | -33,394.27 | | |
| RCPT | Receipt | 0.00 | 9,527.00 | |
| RXFR | Transfer (Regular) | 380,072.66 | 500,335.26 | |
| WARR | Warrants | 57,123.40 | 0.00 | |
| | | | | -106,060.47 |
| HSC9144 | DTSS IT ACT 910 OF 2019 | -82,303.21 | | |
| RXFR | Transfer (Regular) | 498.95 | 220,000.00 | |
| WARR | Warrants | 125,800.25 | 0.00 | |
| | | | | -176,004.01 |
| HSC9145 | Statewide SS-OPM OSP EBD C | -157,725.18 | | |
| RCPT | Receipt | 0.00 | 148.69 | |
| RXFR | Transfer (Regular) | 1,162,021.46 | 1,350,632.06 | |
| WARR | Warrants | 250,111.00 | 0.00 | |
| | | | | -96,373.47 |
| HSC9146 | Statewide SS-OPM OSP EBD C | -116,915.82 | | |
| RXFR | Transfer (Regular) | 1,242,085.09 | 1,400,040.50 | |
| WARR | Warrants | 237,659.90 | 0.00 | |
| | | | | -37,211.33 |
| HSC9147 | Statewide SS-EBD Oper 19-5-2 | -124,419.51 | | |
| RCPT | Receipt | 0.00 | 62.44 | |
| RXFR | Transfer (Regular) | 738,013.29 | 1,350,048.75 | |
| WARR | Warrants | 597,701.49 | 0.00 | |
| | | | | -138,815.92 |
| HSC9903 | Criminal Det Fac Rev | -8,822.44 | | |
| RXFR | Transfer (Regular) | 59,457.81 | 100,000.00 | |
| WARR | Warrants | 12,109.51 | 0.00 | |
| | | | | -37,255.12 |
| HSC9909 | DIG Tax Appeals | 0.00 | | |
| RXFR | Transfer (Regular) | 0.00 | 225,000.00 | |
| WARR | Warrants | 26,550.00 | 0.00 | |
| | | | | -198,450.00 |
| HSC9914 | T/SS Operations | -165,347.69 | | |
| RCPT | Receipt | 0.00 | 1,326.58 | |
| RXFR | Transfer (Regular) | 1,004,934.99 | 1,100,196.33 | |
| WARR | Warrants | 202,256.99 | 0.00 | |
| | | | | -59,678.62 |
| HTD0100 | Tax Division Fund-Oper | -1,826,326.20 | | |
| RXFR | Transfer (Regular) | 417,603.98 | 348,412.53 | |
| WARR | Warrants | 147,123.16 | 0.00 | |
| | | | | -1,610,011.59 |
| HUA0000 | Miscellaneous Agencies | -15,554,357.91 | | |

Fund Transaction by Type

Start Date:7/1/21

End Date:12/31/21

| Fund | Fund Description | Beginning Balance | | Ending Balance |
|----------------|--------------------------------------|--------------------|---------------|-----------------------|
| Type | Type Description | Debits | Credits | |
| GDIS | Distribution (General Fund) | 0.00 | 42,126,643.16 | |
| RXFR | Transfer (Regular) | 45,475,987.12 | 6,639,294.01 | |
| | | | | -18,844,307.96 |
| HUA0101 | Council State Govts Dues | 0.00 | | |
| RXFR | Transfer (Regular) | 0.00 | 145,805.00 | |
| WARR | Warrants | 145,805.00 | 0.00 | |
| | | | | 0.00 |
| HUA0102 | Natl Conf State Legislators | 0.00 | | |
| RXFR | Transfer (Regular) | 0.00 | 168,722.00 | |
| WARR | Warrants | 168,722.00 | 0.00 | |
| | | | | 0.00 |
| HUA0103 | Nat'l Center State Courts | -142,724.00 | | |
| RXFR | Transfer (Regular) | 0.00 | 146,470.00 | |
| WARR | Warrants | 289,194.00 | 0.00 | |
| | | | | 0.00 |
| HUA0104 | Nat'l Assoc Budget Officers | 0.00 | | |
| RXFR | Transfer (Regular) | 0.00 | 83,903.00 | |
| WARR | Warrants | 20,800.00 | 0.00 | |
| | | | | -63,103.00 |
| HUA0106 | Nat'l Governors Assoc Center | 0.00 | | |
| RXFR | Transfer (Regular) | 0.00 | 83,800.00 | |
| WARR | Warrants | 83,800.00 | 0.00 | |
| | | | | 0.00 |
| HUA0107 | Southern States Energy Bd | 0.00 | | |
| RXFR | Transfer (Regular) | 0.00 | 31,027.00 | |
| WARR | Warrants | 31,027.00 | 0.00 | |
| | | | | 0.00 |
| HUA0108 | Interstate Mining Compact | 0.00 | | |
| RXFR | Transfer (Regular) | 0.00 | 17,219.00 | |
| WARR | Warrants | 17,219.00 | 0.00 | |
| | | | | 0.00 |
| HUA0109 | Nat'l Conf Insurance Leg | 0.00 | | |
| RXFR | Transfer (Regular) | 0.00 | 20,000.00 | |
| WARR | Warrants | 20,000.00 | 0.00 | |
| | | | | 0.00 |
| HUA0110 | Nat'l Conf Uniform State Law | 0.00 | | |
| RXFR | Transfer (Regular) | 0.00 | 37,950.00 | |
| WARR | Warrants | 37,950.00 | 0.00 | |
| | | | | 0.00 |
| HUA0111 | DHS Research Grants | 0.00 | | |
| RXFR | Transfer (Regular) | 658,283.00 | 658,283.00 | |
| | | | | 0.00 |
| HUA0112 | Prostate Cancer Foundation | -10,374.97 | | |
| RXFR | Transfer (Regular) | 120.70 | 66,275.10 | |
| SDIS | Distribution (Special Fund) | 0.00 | 64,103.62 | |
| SPEC | Special Reversing Entry | 66,275.10 | 120.70 | |
| WARR | Warrants | 63,622.59 | 0.00 | |
| | | | | -10,856.00 |
| HUA0113 | DFA-Ach Intsive Care Nrsy-(62 | 0.00 | | |
| RXFR | Transfer (Regular) | 1,159,867.00 | 1,159,867.00 | |

Fund Transaction by Type

Start Date:7/1/21 End Date:12/31/21

| Fund | Fund Description | Beginning Balance | | Ending Balance |
|----------------|-------------------------------------|-------------------|-------------------|-------------------|
| Type | Type Description | Debits | Credits | |
| | | | | 0.00 |
| HUA0114 | DFA-Low Lvl Radioactv Wst-(6 | | 0.00 | |
| RXFR | Transfer (Regular) | 0.00 | 5,000.00 | |
| WARR | Warrants | 5,000.00 | 0.00 | |
| | | | | 0.00 |
| HUA0115 | Planning/Development Grants | | 0.00 | |
| RXFR | Transfer (Regular) | 0.00 | 123,750.00 | |
| WARR | Warrants | 123,750.00 | 0.00 | |
| | | | | 0.00 |
| HUA0116 | Interstate Metro Plan | | -7,500.00 | |
| RXFR | Transfer (Regular) | 0.00 | 22,500.00 | |
| WARR | Warrants | 30,000.00 | 0.00 | |
| | | | | 0.00 |
| HUA0118 | Intrastate MetroPlan | | 0.00 | |
| RXFR | Transfer (Regular) | 0.00 | 22,500.00 | |
| WARR | Warrants | 22,500.00 | 0.00 | |
| | | | | 0.00 |
| HUA0119 | Public Defender Central Svc | | -3,685.00 | |
| RXFR | Transfer (Regular) | 0.00 | 25,779.00 | |
| WARR | Warrants | 29,464.00 | 0.00 | |
| | | | | 0.00 |
| HUA0120 | ACH Reproductive Health | | 0.00 | |
| RXFR | Transfer (Regular) | 564,283.00 | 564,283.00 | |
| | | | | 0.00 |
| HUA0122 | Nat'l Assoc Attorney General | | 0.00 | |
| RXFR | Transfer (Regular) | 0.00 | 47,159.00 | |
| WARR | Warrants | 47,159.00 | 0.00 | |
| | | | | 0.00 |
| HUA0123 | State/Local Legal Center | | 0.00 | |
| RXFR | Transfer (Regular) | 0.00 | 316.00 | |
| | | | | -316.00 |
| HUA0127 | Museum of Discovery | | 0.00 | |
| RXFR | Transfer (Regular) | 0.00 | 25,000.00 | |
| WARR | Warrants | 25,000.00 | 0.00 | |
| | | | | 0.00 |
| HUA0128 | ACH Burn Ctr Act 1290/07 | | 0.00 | |
| RXFR | Transfer (Regular) | 940,282.00 | 940,282.00 | |
| | | | | 0.00 |
| HUA0130 | UAMS Child A/R/DV | | -5,470.58 | |
| RXFR | Transfer (Regular) | 0.00 | 25,082.53 | |
| WARR | Warrants | 20,420.83 | 0.00 | |
| | | | | -10,132.28 |
| HUA0131 | UAMS Child Welfare Restruct | | -27,348.00 | |
| RXFR | Transfer (Regular) | 0.00 | 117,017.75 | |
| WARR | Warrants | 144,343.63 | 0.00 | |
| | | | | -22.12 |
| HUA0134 | The Energy Council | | 0.00 | |
| RXFR | Transfer (Regular) | 0.00 | 38,400.00 | |
| WARR | Warrants | 38,400.00 | 0.00 | |
| | | | | 0.00 |

Fund Transaction by Type

Start Date:7/1/21 End Date:12/31/21

| Fund | Fund Description | Beginning Balance | | Ending Balance |
|----------------|--------------------------------------|-------------------|------------|--------------------|
| Type | Type Description | Debits | Credits | |
| HUA0138 | Delta Regional Authority | | | 0.00 |
| RXFR | Transfer (Regular) | 0.00 | 171,904.27 | |
| WARR | Warrants | 171,904.27 | 0.00 | |
| | | | | 0.00 |
| HUA0142 | S Reg Ed Board Dues | | | 0.00 |
| RXFR | Transfer (Regular) | 0.00 | 208,508.00 | |
| WARR | Warrants | 208,508.00 | 0.00 | |
| | | | | 0.00 |
| HUA0143 | Multistate Tax Commission | | | 0.00 |
| RXFR | Transfer (Regular) | 0.00 | 285,402.00 | |
| WARR | Warrants | 285,402.00 | 0.00 | |
| | | | | 0.00 |
| HUA0144 | Federation Tax Administrator | | | -15,217.00 |
| RXFR | Transfer (Regular) | 0.00 | 18,599.00 | |
| WARR | Warrants | 33,816.00 | 0.00 | |
| | | | | 0.00 |
| HUA0146 | Assoc Racing Commissioners | | | 0.00 |
| RXFR | Transfer (Regular) | 0.00 | 18,700.00 | |
| WARR | Warrants | 18,700.00 | 0.00 | |
| | | | | 0.00 |
| HUA0148 | Mid-America Museum (0620) | | | 0.00 |
| RXFR | Transfer (Regular) | 0.00 | 25,000.00 | |
| WARR | Warrants | 25,000.00 | 0.00 | |
| | | | | 0.00 |
| HUA0149 | Baby Sharon Cat III | | | 0.00 |
| RXFR | Transfer (Regular) | 50,000.00 | 50,000.00 | |
| | | | | 0.00 |
| HUA0150 | Child Abuse Neglect-Program | | | 0.00 |
| RXFR | Transfer (Regular) | 0.00 | 650,000.00 | |
| WARR | Warrants | 638,456.89 | 0.00 | |
| | | | | -11,543.11 |
| HUA0229 | AR Fair Housing Commission | | | -6,768.40 |
| RXFR | Transfer (Regular) | 11,686.16 | 5,842.56 | |
| WARR | Warrants | 924.80 | 0.00 | |
| | | | | 0.00 |
| HUA022F | FHC Fed Reminbursement Proc | | | -401,100.61 |
| RXFR | Transfer (Regular) | 401,100.61 | 1,732.04 | |
| | | | | -1,732.04 |
| HUA0300 | Disabled Veteran's Operations | | | -101.21 |
| RXFR | Transfer (Regular) | 17,131.23 | 21,000.00 | |
| WARR | Warrants | 3,116.99 | 0.00 | |
| | | | | -852.99 |
| HUA0400 | Veterans Child Welfare-Oprs-(| | | -4,430.62 |
| RXFR | Transfer (Regular) | 61,672.55 | 72,000.00 | |
| WARR | Warrants | 9,445.79 | 0.00 | |
| | | | | -5,312.28 |
| HUA0501 | War Memorial GR (0900) | | | -9,897.66 |
| RXFR | Transfer (Regular) | 146,095.82 | 175,000.00 | |
| WARR | Warrants | 25,006.80 | 0.00 | |
| | | | | -13,795.04 |

Fund Transaction by Type

Start Date:7/1/21 End Date:12/31/21

| Fund | Fund Description | Beginning Balance | | Ending Balance |
|----------------|--|--------------------|--------------|--------------------|
| Type | Type Description | Debits | Credits | |
| HUA0600 | Waterways Commission Oper: | | | |
| | | -5,166.25 | | |
| RXFR | Transfer (Regular) | 114,047.79 | 155,481.84 | |
| WARR | Warrants | 30,645.69 | 0.00 | |
| | | | | -15,954.61 |
| HUA0702 | AHTD Transportation Projects | | | |
| | | 0.00 | | |
| RXFR | Transfer (Regular) | 0.00 | 325,000.00 | |
| WARR | Warrants | 308,000.00 | 0.00 | |
| | | | | -17,000.00 |
| HUA0801 | AEDC-SciTech Oper (790) | | | |
| | | -34.97 | | |
| RXFR | Transfer (Regular) | 34.97 | 0.00 | |
| | | | | 0.00 |
| HUA0900 | Elec Comm-Oprs-(232) | | | |
| | | -297,064.63 | | |
| RCPT | Receipt | 0.00 | 140.99 | |
| RXFR | Transfer (Regular) | 1,192,517.93 | 1,080,977.25 | |
| WARR | Warrants | 84,114.99 | 0.00 | |
| | | | | -101,549.95 |
| HUA1100 | Spinal Cord Commission | | | |
| | | -373,221.88 | | |
| RXFR | Transfer (Regular) | 660,599.90 | 948,134.10 | |
| WARR | Warrants | 610,971.83 | 0.00 | |
| | | | | -49,784.25 |
| HUA1501 | UAMS Rural Med Practice | | | |
| | | 0.00 | | |
| RXFR | Transfer (Regular) | 0.00 | 450,000.00 | |
| WARR | Warrants | 450,000.00 | 0.00 | |
| | | | | 0.00 |
| HUA1502 | UAMS Rural Nursing Practice | | | |
| | | 0.00 | | |
| RXFR | Transfer (Regular) | 0.00 | 200,000.00 | |
| WARR | Warrants | 200,000.00 | 0.00 | |
| | | | | 0.00 |
| HUA1503 | UAMS Poison & Drug Info Cen | | | |
| | | 0.00 | | |
| RXFR | Transfer (Regular) | 0.00 | 299,960.00 | |
| WARR | Warrants | 299,959.00 | 0.00 | |
| | | | | -1.00 |
| HUA1504 | AR Ctr for Health Imp 19-5-302 | | | |
| | | 0.00 | | |
| RXFR | Transfer (Regular) | 0.00 | 500,000.00 | |
| WARR | Warrants | 500,000.00 | 0.00 | |
| | | | | 0.00 |
| HUA1505 | Child Abuse/Rape/Dom Violen | | | |
| | | 0.00 | | |
| RXFR | Transfer (Regular) | 0.00 | 350,000.00 | |
| WARR | Warrants | 350,000.00 | 0.00 | |
| | | | | 0.00 |
| HUA1800 | Martin Luther King-Gr-Oprs-(3 | | | |
| | | -3,121.04 | | |
| RXFR | Transfer (Regular) | 134,506.82 | 161,000.00 | |
| WARR | Warrants | 24,115.17 | 0.00 | |
| | | | | -5,499.05 |
| HUA1900 | Minority Health Operating | | | |
| | | -1,960.48 | | |
| RXFR | Transfer (Regular) | 125,758.75 | 145,000.00 | |
| WARR | Warrants | 8,850.00 | 0.00 | |
| | | | | -12,351.73 |
| HUA2201 | DVA Veterans Services | | | |
| | | -18,096.05 | | |
| RCPT | Receipt | 0.00 | 156.26 | |

Fund Transaction by Type

Start Date:7/1/21 End Date:12/31/21

| Fund | Fund Description | Beginning Balance | | Ending Balance |
|----------------|---|--------------------|--------------|--------------------|
| Type | Type Description | Debits | Credits | |
| RXFR | Transfer (Regular) | 131,011.07 | 180,603.05 | |
| WARR | Warrants | 64,919.33 | 0.00 | |
| | | | | -2,924.96 |
| HUA2203 | DVA Veterans Cemetery | -6,602.20 | | |
| RXFR | Transfer (Regular) | 400,830.15 | 518,000.00 | |
| WARR | Warrants | 114,535.31 | 0.00 | |
| | | | | -9,236.74 |
| HUA2206 | Veteran Service Officer Div | 0.00 | | |
| RXFR | Transfer (Regular) | 725,113.50 | 962,086.35 | |
| WARR | Warrants | 229,761.83 | 0.00 | |
| | | | | -7,211.02 |
| HUA2207 | Veteran Service Officer Div | 0.00 | | |
| RXFR | Transfer (Regular) | 0.00 | 287,000.00 | |
| WARR | Warrants | 22,000.00 | 0.00 | |
| | | | | -265,000.00 |
| HUA2210 | Veterans Affairs | -121.52 | | |
| RXFR | Transfer (Regular) | 96,543.13 | 100,000.00 | |
| WARR | Warrants | 2,950.00 | 0.00 | |
| | | | | -628.39 |
| HUA2300 | AR Ethics Commission | -6,102.45 | | |
| RXFR | Transfer (Regular) | 453,124.45 | 553,000.00 | |
| WARR | Warrants | 74,061.36 | 0.00 | |
| | | | | -31,916.64 |
| HUA2400 | Tobacco Control Board-Oprs-(| -10,277.00 | | |
| RXFR | Transfer (Regular) | 5,261.73 | 272.73 | |
| WARR | Warrants | 4,425.30 | 0.00 | |
| | | | | -862.70 |
| HUA2401 | ATC Medical Marijuana Expen: | -107,687.15 | | |
| RXFR | Transfer (Regular) | 929,300.24 | 825,072.73 | |
| WARR | Warrants | 3,459.64 | 0.00 | |
| | | | | 0.00 |
| HUA2502 | AEDC-Rural Srvs Div (790) | -0.19 | | |
| RXFR | Transfer (Regular) | 0.19 | 0.00 | |
| | | | | 0.00 |
| HUA2503 | AEDC-RS-GIF Admn Fee (790) | -2,107.18 | | |
| RXFR | Transfer (Regular) | 2,107.18 | 0.00 | |
| | | | | 0.00 |
| HUA2601 | DFA Building Auth (615) | -6,580.71 | | |
| RCPT | Receipt | 0.00 | 773.72 | |
| RXFR | Transfer (Regular) | 899,210.72 | 1,032,512.54 | |
| WARR | Warrants | 123,828.14 | 0.00 | |
| | | | | -16,828.11 |
| HUA2700 | Capitol Zoning Commission | -1,933.48 | | |
| RXFR | Transfer (Regular) | 62,107.86 | 84,024.98 | |
| WARR | Warrants | 20,958.89 | 0.00 | |
| | | | | -2,891.71 |
| HUA2800 | Judicial Disc&Disabl Comm (0 | -11,530.51 | | |
| RCPT | Receipt | 0.00 | 18.34 | |
| RXFR | Transfer (Regular) | 248,661.98 | 336,422.37 | |
| WARR | Warrants | 81,944.35 | 0.00 | |

Fund Transaction by Type

Start Date:7/1/21 End Date:12/31/21

| Fund | Fund Description | Beginning Balance | | Ending Balance |
|----------------|---|-------------------|--------------------|--------------------|
| Type | Type Description | Debits | Credits | |
| | | | | -17,364.89 |
| HUA3100 | Racing Commission | | -5,984.36 | |
| RXFR | Transfer (Regular) | 803,949.63 | 1,016,338.71 | |
| WARR | Warrants | 127,063.30 | 0.00 | |
| | | | | -91,310.14 |
| HUA3200 | Parole Board | | -25,899.22 | |
| RXFR | Transfer (Regular) | 987,806.39 | 1,149,276.12 | |
| WARR | Warrants | 157,058.50 | 0.00 | |
| | | | | -30,310.45 |
| HUA3520 | AgriDept L&P Shows (0400) | | -331.00 | |
| RXFR | Transfer (Regular) | 331.00 | 0.00 | |
| | | | | 0.00 |
| HUA3522 | Meat Inspection GR | | 0.00 | |
| RXFR | Transfer (Regular) | 1,604.03 | 2,957.74 | |
| WARR | Warrants | 157.99 | 0.00 | |
| | | | | -1,195.72 |
| HUA3700 | ACL CLEST | | -32,460.54 | |
| RADJ | Receipt Adjustment | 82.55 | 82.55 | |
| RCPT | Receipt | 0.00 | 4,929.99 | |
| RXFR | Transfer (Regular) | 1,318,230.74 | 1,845,082.35 | |
| SDIS | Distribution (Special Fund) | 79.99 | 79.99 | |
| SPEC | Special Reversing Entry | 82.55 | 82.55 | |
| WARR | Warrants | 531,652.14 | 0.00 | |
| | | | | -32,590.00 |
| HUA3701 | 911 Training & Ed §19-5-302(9) | | -279,669.65 | |
| RXFR | Transfer (Regular) | 32,443.94 | 125,000.00 | |
| WARR | Warrants | 46,252.70 | 0.00 | |
| | | | | -325,973.01 |
| HUA3800 | ACL GR Operations | | -191,591.95 | |
| COFF | Checks Charged Off | 50.00 | 0.00 | |
| RCPT | Receipt | 0.00 | 822,982.72 | |
| RXFR | Transfer (Regular) | 5,930,260.28 | 6,744,692.88 | |
| SDIS | Distribution (Special Fund) | 0.00 | 783,739.48 | |
| SPEC | Special Reversing Entry | 808,862.67 | 50.00 | |
| WARR | Warrants | 1,447,035.88 | 0.00 | |
| | | | | -356,848.20 |
| HUA4000 | ADEM | | -12,936.79 | |
| RXFR | Transfer (Regular) | 0.00 | 7,563.78 | |
| | | | | -20,500.57 |
| HUA4002 | ADEM 19-5-302(9) (0995) | | -47.78 | |
| RCPT | Receipt | 0.00 | 38.86 | |
| RXFR | Transfer (Regular) | 0.00 | 200.00 | |
| WARR | Warrants | 254.35 | 0.00 | |
| | | | | -32.29 |
| HUA4010 | ADEM EMPG | | 0.00 | |
| RXFR | Transfer (Regular) | 0.00 | 75.00 | |
| | | | | -75.00 |
| HUA4036 | EMPG General Revenue (0995) | | -303.90 | |
| RXFR | Transfer (Regular) | 28.38 | 463.24 | |
| | | | | -738.76 |

Fund Transaction by Type

Start Date:7/1/21 End Date:12/31/21

| Fund | Fund Description | Beginning Balance | | Ending Balance |
|----------------|-------------------------------------|----------------------|--------------|----------------------|
| Type | Type Description | Debits | Credits | |
| HUA4037 | EMPG General Fund 19 (0995) | -27,804.82 | | |
| RCPT | Receipt | 0.00 | 11,889.35 | |
| RXFR | Transfer (Regular) | 642.38 | 30,000.00 | |
| WARR | Warrants | 33,002.86 | 0.00 | |
| | | | | -36,048.93 |
| HUA4038 | EMPG General Fund 20 (0995) | -73,263.82 | | |
| RCPT | Receipt | 0.00 | 985,205.32 | |
| RXFR | Transfer (Regular) | 1,668,417.82 | 1,131,000.00 | |
| WARR | Warrants | 460,475.08 | 0.00 | |
| | | | | -60,576.24 |
| HUA4100 | ABC Administration | -91,747.76 | | |
| RXFR | Transfer (Regular) | 391,429.10 | 456,098.73 | |
| WARR | Warrants | 97,655.23 | 0.00 | |
| | | | | -58,762.16 |
| HUA4101 | ABC ADMIN MEDICAL MARJ E | -22,892.06 | | |
| RXFR | Transfer (Regular) | 82,783.04 | 163,065.61 | |
| WARR | Warrants | 17,334.80 | 0.00 | |
| | | | | -85,839.83 |
| HUA4200 | ABC Enforcement | -99,517.45 | | |
| RXFR | Transfer (Regular) | 89,548.16 | 0.00 | |
| WARR | Warrants | 9,494.66 | 0.00 | |
| | | | | -474.63 |
| HUA4201 | ABC Enforce Med Marij Exp 6/ | -17,711.79 | | |
| RXFR | Transfer (Regular) | 17,560.05 | 0.00 | |
| WARR | Warrants | 151.74 | 0.00 | |
| | | | | 0.00 |
| HUA4202 | Regulatory Division | 0.00 | | |
| RCPT | Receipt | 0.00 | 272.79 | |
| RXFR | Transfer (Regular) | 862,572.66 | 1,126,474.17 | |
| WARR | Warrants | 259,019.15 | 0.00 | |
| | | | | -5,155.15 |
| HUA4203 | Enforce MMJ Expenses | 0.00 | | |
| RCPT | Receipt | 0.00 | 46.01 | |
| RXFR | Transfer (Regular) | 348,324.84 | 1,104,409.90 | |
| WARR | Warrants | 208,045.95 | 0.00 | |
| | | | | -548,085.12 |
| HUA4400 | Geology Department | -120,421.17 | | |
| RCPT | Receipt | 0.00 | 63.68 | |
| RXFR | Transfer (Regular) | 797,180.92 | 1,017,634.42 | |
| WARR | Warrants | 186,881.25 | 0.00 | |
| | | | | -154,057.10 |
| HUA4700 | HUA-Assmt Coord Dept | -31,953.93 | | |
| RXFR | Transfer (Regular) | 31,953.93 | 1,048.50 | |
| | | | | -1,048.50 |
| HUA4701 | Ad Valorem (0490) | -3,406,436.06 | | |
| RCPT | Receipt | 0.00 | 314.09 | |
| RXFR | Transfer (Regular) | 986,074.62 | 1,045,278.85 | |
| WARR | Warrants | 385,495.30 | 0.00 | |
| | | | | -3,080,459.08 |
| HUA4800 | ASWCC General Revenue | -185,955.44 | | |
| RCPT | Receipt | 0.00 | 379.44 | |

Fund Transaction by Type

Start Date:7/1/21 End Date:12/31/21

| Fund | Fund Description | Beginning Balance | | Ending Balance |
|----------------|--------------------------------------|-------------------|--------------|--------------------|
| Type | Type Description | Debits | Credits | |
| RXFR | Transfer (Regular) | 1,815,242.35 | 3,108,627.18 | |
| WARR | Warrants | 1,430,033.18 | 0.00 | |
| | | | | -49,686.53 |
| HUA5000 | Ins Dept PECD Administration | | | -43,771.27 |
| RXFR | Transfer (Regular) | 1,906,300.42 | 2,039,944.36 | |
| WARR | Warrants | 163,360.80 | 0.00 | |
| | | | | -14,054.41 |
| HUA5100 | OMIG-State (0035) | | | -18,357.98 |
| RXFR | Transfer (Regular) | 565,227.23 | 632,119.82 | |
| WARR | Warrants | 53,318.58 | 0.00 | |
| | | | | -31,931.99 |
| HUA6101 | DFA DLEP Grants | | | -3,009.55 |
| RCPT | Receipt | 0.00 | 46,632.32 | |
| RXFR | Transfer (Regular) | 71,181.46 | 563,276.42 | |
| WARR | Warrants | 244,412.50 | 0.00 | |
| | | | | -297,324.33 |
| HUA6111 | DDPC State (0610) | | | -932.53 |
| RXFR | Transfer (Regular) | 31,366.31 | 33,000.00 | |
| WARR | Warrants | 2,371.14 | 0.00 | |
| | | | | -195.08 |
| HUA6501 | Health Services Operating | | | -29,892.95 |
| RXFR | Transfer (Regular) | 178,935.63 | 216,801.04 | |
| WARR | Warrants | 51,074.01 | 0.00 | |
| | | | | -16,684.35 |
| HUA7001 | AR Geographic Info 296/09 | | | -34,253.44 |
| RCPT | Receipt | 0.00 | 504.97 | |
| RXFR | Transfer (Regular) | 604,670.86 | 830,156.17 | |
| WARR | Warrants | 176,476.09 | 0.00 | |
| | | | | -83,767.63 |
| HUA9031 | Juvenile Offend Transp19-5-30 | | | -10,767.94 |
| RXFR | Transfer (Regular) | 8,067.96 | 5,000.00 | |
| WARR | Warrants | 6,037.84 | 0.00 | |
| | | | | -1,662.14 |
| HUA9229 | DIG Fair Housing | | | 0.00 |
| RXFR | Transfer (Regular) | 176,012.04 | 184,497.96 | |
| WARR | Warrants | 1,090.13 | 0.00 | |
| | | | | -7,395.79 |
| HUA922F | DIG AFHC Fed Reimb | | | 0.00 |
| RCPT | Receipt | 0.00 | 213,623.78 | |
| RXFR | Transfer (Regular) | 210,803.75 | 408,086.62 | |
| WARR | Warrants | 37,703.29 | 0.00 | |
| | | | | -373,203.36 |
| HUA9700 | National Guard Museum | | | -319.85 |
| RCPT | Receipt | 0.00 | 1,368.75 | |
| RXFR | Transfer (Regular) | 58,637.88 | 82,000.00 | |
| WARR | Warrants | 14,996.98 | 0.00 | |
| | | | | -10,053.74 |
| HUA9800 | Sentencing Commission | | | -33,597.34 |
| RXFR | Transfer (Regular) | 93,755.02 | 128,134.23 | |
| WARR | Warrants | 59,272.91 | 0.00 | |
| | | | | -8,703.64 |

Fund Transaction by Type

Start Date:7/1/21 End Date:12/31/21

| Fund | Fund Description | Beginning Balance | | Ending Balance |
|----------------|--------------------------------------|-------------------|------------------------|------------------------|
| Type | Type Description | Debits | Credits | |
| HUA9903 | Criminal Detent Comm 19-5-30 | | 0.00 | |
| RXFR | Transfer (Regular) | 0.00 | 1,000.00 | |
| WARR | Warrants | 758.94 | 0.00 | |
| | | | | -241.06 |
| HUA9913 | Law Enfor Safety Ofc 19-5-302 | | -92.27 | |
| RXFR | Transfer (Regular) | 38,783.62 | 43,063.64 | |
| WARR | Warrants | 2,999.50 | 0.00 | |
| | | | | -1,372.79 |
| HUAAWIN | AEDM AWIN Operations | | -39,236.66 | |
| RCPT | Receipt | 0.00 | 3,920.04 | |
| RXFR | Transfer (Regular) | 291,856.49 | 3,428,187.50 | |
| WARR | Warrants | 1,890,301.51 | 0.00 | |
| | | | | -1,289,186.20 |
| HUAT136 | Fire Prevention Comm | | -9,195.86 | |
| RXFR | Transfer (Regular) | 210.87 | 100.00 | |
| WARR | Warrants | 9,015.89 | 0.00 | |
| | | | | -69.10 |
| JAA0000 | Public School Fund | | -215,173,211.22 | |
| AXFR | Advance Transfer | 0.00 | 65,550,271.44 | |
| GDIS | Distribution (General Fund) | 0.00 | 1,257,742,844.75 | |
| RCPT | Receipt | 0.00 | 2,204.66 | |
| RXFR | Transfer (Regular) | 1,297,172,578.73 | 531,655,431.23 | |
| | | | | -772,951,384.57 |
| JAA0200 | Public School Education | | 0.00 | |
| RXFR | Transfer (Regular) | 116,120,275.44 | 116,120,275.44 | |
| | | | | 0.00 |
| JAA0400 | Public Sch-2dq Empl Blnkt Prq | | 0.00 | |
| RXFR | Transfer (Regular) | 147,690.00 | 147,690.00 | |
| | | | | 0.00 |
| JAA1001 | PSF-Sae | | -19,505,693.72 | |
| RXFR | Transfer (Regular) | 0.00 | 1,009,303,504.00 | |
| WARR | Warrants | 1,027,156,667.00 | 0.00 | |
| | | | | -1,652,530.72 |
| JAA1002 | PSF-Misc Programs-(500) | | -20,647,815.66 | |
| RCPT | Receipt | 0.00 | 508,224.94 | |
| RXFR | Transfer (Regular) | 2,849,729.03 | 300,040,943.65 | |
| WARR | Warrants | 309,297,380.20 | 0.00 | |
| | | | | -9,049,875.02 |
| JAA1004 | AR Public School Computer N | | -3,171,734.67 | |
| RCPT | Receipt | 0.00 | 8,748.34 | |
| RXFR | Transfer (Regular) | 1,438,113.56 | 8,651,548.29 | |
| WARR | Warrants | 9,539,849.02 | 0.00 | |
| | | | | -854,068.72 |
| JAA1006 | Public School Teachers Salary | | -135,750.15 | |
| RXFR | Transfer (Regular) | 864,549.54 | 915,838.79 | |
| SDIS | Distribution (Special Fund) | 0.00 | 875,603.12 | |
| SPEC | Special Reversing Entry | 915,838.79 | 12,223.60 | |
| | | | | -159,027.33 |
| JAA1009 | ADE Education Renewal Zone: | | -134,476.33 | |
| RCPT | Receipt | 0.00 | 19,282.13 | |
| RXFR | Transfer (Regular) | 35,374.76 | 1,218,015.70 | |

Fund Transaction by Type

Start Date:7/1/21 End Date:12/31/21

| Fund | Fund Description | Beginning Balance | | Ending Balance |
|----------------|---------------------------------------|-----------------------|---------------|-----------------------|
| Type | Type Description | Debits | Credits | |
| WARR | Warrants | 582,064.26 | 0.00 | |
| | | | | -754,335.14 |
| JAA1011 | PS AR Better Chance | -2,880,354.48 | | |
| RCPT | Receipt | 0.00 | 182,779.85 | |
| RXFR | Transfer (Regular) | 500,000.00 | 67,516,500.00 | |
| WARR | Warrants | 65,617,511.90 | 0.00 | |
| | | | | -4,462,122.43 |
| JAA1014 | ERATE Credits - DIS (0500) | 0.00 | | |
| RCPT | Receipt | 0.00 | 3,651,068.94 | |
| RXFR | Transfer (Regular) | 3,651,068.94 | 0.00 | |
| | | | | 0.00 |
| JAA1018 | OE Charter Fac Grant 19-5-305 | -217,433.22 | | |
| RXFR | Transfer (Regular) | 0.00 | 7,500,000.00 | |
| WARR | Warrants | 4,374,995.00 | 0.00 | |
| | | | | -3,342,438.22 |
| JAA1020 | EdComp Reform | -36,019,336.01 | | |
| RCPT | Receipt | 0.00 | 49,856.96 | |
| WARR | Warrants | 28,166,808.35 | 0.00 | |
| | | | | -7,902,384.62 |
| JAA1021 | Teacher Salary Equal | 0.00 | | |
| RXFR | Transfer (Regular) | 0.00 | 12,400,000.00 | |
| WARR | Warrants | 12,144,256.75 | 0.00 | |
| | | | | -255,743.25 |
| JAA1022 | Public School Emp Health Ins | 0.00 | | |
| RXFR | Transfer (Regular) | 0.00 | 35,000,000.00 | |
| | | | | -35,000,000.00 |
| JSL0000 | State Library | -872,042.63 | | |
| GDIS | Distribution (General Fund) | 0.00 | 3,238,605.80 | |
| WARR | Warrants | 2,665,401.00 | 0.00 | |
| | | | | -1,445,247.43 |
| JWE0000 | Public Sch-Career Ed | -5,847,386.87 | | |
| GDIS | Distribution (General Fund) | 0.00 | 18,349,756.13 | |
| RXFR | Transfer (Regular) | 18,721,082.01 | 0.00 | |
| | | | | -5,476,060.99 |
| JWE0200 | PSF for AR Works | -1,754,319.50 | | |
| RXFR | Transfer (Regular) | 6,000,000.00 | 6,511,592.51 | |
| WARR | Warrants | 546,333.78 | 0.00 | |
| | | | | -1,719,578.23 |
| JWE0301 | Public School Car Ed | -6,738,735.14 | | |
| RCPT | Receipt | 0.00 | 89,800.09 | |
| RXFR | Transfer (Regular) | 2,104,124.25 | 10,508,765.91 | |
| WARR | Warrants | 10,383,655.55 | 0.00 | |
| | | | | -4,849,521.34 |
| JWE0500 | Public Sch-Workforce Ed | -326,548.18 | | |
| RCPT | Receipt | 0.00 | 42,154.75 | |
| RXFR | Transfer (Regular) | 1,700,000.00 | 19,379,848.05 | |
| WARR | Warrants | 11,006,800.27 | 0.00 | |
| | | | | -7,041,750.71 |
| KBM0000 | 86th Legislative GIF §19-5-100 | 0.00 | | |
| RXFR | Transfer (Regular) | 2,306.25 | 2,306.25 | |

Fund Transaction by Type

Start Date:7/1/21 End Date:12/31/21

| Fund | Fund Description | Beginning Balance | | Ending Balance |
|----------------|--------------------------------------|----------------------|----------|----------------|
| Type | Type Description | Debits | Credits | |
| | | | | 0.00 |
| KBM752H | Constr/Maint | -2,306.25 | | |
| RXFR | Transfer (Regular) | 2,306.25 | 0.00 | |
| | | | | 0.00 |
| KBN669Q | AR Fallen Fire Mem87 1443/09 | -9,365.95 | | |
| WARR | Warrants | 5,401.30 | 0.00 | |
| | | | | -3,964.65 |
| KBQ0000 | 89th Session GIF Leg 19-5-100 | 0.00 | | |
| RXFR | Transfer (Regular) | 9,842.08 | 9,842.08 | |
| | | | | 0.00 |
| KBQ1J69 | BLR Vision 2025 Leg Commis: | -9,842.08 | | |
| RXFR | Transfer (Regular) | 9,842.08 | 0.00 | |
| | | | | 0.00 |
| KBR0000 | 90th Session GIF Leg (0610) | 0.00 | | |
| RXFR | Transfer (Regular) | 2,576.87 | 2,576.87 | |
| | | | | 0.00 |
| KBR1Q22 | Autism Awareness (0135) | -25,811.47 | | |
| WARR | Warrants | 23,138.82 | 0.00 | |
| | | | | -2,672.65 |
| KBR4N97 | Ester Unit Expenses (0480) | -1,130.73 | | |
| WARR | Warrants | 78.10 | 0.00 | |
| | | | | -1,052.63 |
| KBR4N98 | Female Work Release (0480) | -881,111.18 | | |
| WARR | Warrants | 13,442.17 | 0.00 | |
| | | | | -867,669.01 |
| KBR4Q95 | Existing Fac Maint (0480) | -2,289,692.41 | | |
| RXFR | Transfer (Regular) | 0.00 | 586.83 | |
| WARR | Warrants | 288,426.84 | 0.00 | |
| | | | | -2,001,852.40 |
| KBR5Q39 | Computer Sci Init (0500) | -864,007.90 | | |
| RXFR | Transfer (Regular) | 0.00 | 13.42 | |
| WARR | Warrants | 41,260.03 | 0.00 | |
| | | | | -822,761.29 |
| KBR5R07 | Blind Sch Prop/Fac (0510) | -12,011.01 | | |
| WARR | Warrants | 12,010.89 | 0.00 | |
| | | | | -0.12 |
| KBR7Q59 | Public Works/JobTrng (0790) | -52.36 | | |
| RXFR | Transfer (Regular) | 52.36 | 0.00 | |
| | | | | 0.00 |
| KBR9Q53 | CLEST Real Prop/Fac (0950) | -37,604.46 | | |
| RXFR | Transfer (Regular) | 0.00 | 31.40 | |
| WARR | Warrants | 6,802.19 | 0.00 | |
| | | | | -30,833.67 |
| KBR9R43 | Real Prop/Facilities (0955) | -2,524.51 | | |
| RXFR | Transfer (Regular) | 2,524.51 | 0.00 | |
| | | | | 0.00 |
| KBS3W30 | Juv Resentencing Exp (0324) | -307,065.57 | | |
| WARR | Warrants | 13,676.10 | 0.00 | |
| | | | | -293,389.47 |
| KBS5W24 | Capital Balances (0582) | -4,678.33 | | |

Fund Transaction by Type

Start Date:7/1/21 End Date:12/31/21

| Fund | Fund Description | Beginning Balance | Ending Balance | |
|----------------|-----------------------------------|----------------------|----------------|---------------|
| Type | Type Description | Debits | Credits | |
| RXFR | Transfer (Regular) | 522.83 | 0.00 | |
| WARR | Warrants | 2,034.42 | 0.00 | |
| | | | | -2,121.08 |
| KBSAW66 | Camden Site Dorm (0115) | -41,006.90 | | |
| WARR | Warrants | 40,330.48 | 0.00 | |
| | | | | -676.42 |
| KBSBW18 | McPherson Visit Ctr (0480) | -4,993.10 | | |
| WARR | Warrants | 4,299.75 | 0.00 | |
| | | | | -693.35 |
| KBSCW28 | Capital Balances (0552) | -29,733.16 | | |
| RXFR | Transfer (Regular) | 20.15 | 2,130.36 | |
| WARR | Warrants | 23,711.02 | 0.00 | |
| | | | | -8,132.35 |
| KBSEW31 | Economic Stimulus (0790) | -25,000.55 | | |
| WARR | Warrants | 25,000.00 | 0.00 | |
| | | | | -0.55 |
| KBSFW18 | Varner/Tucker Const (0480) | -63,051.61 | | |
| RXFR | Transfer (Regular) | 0.00 | 417.05 | |
| WARR | Warrants | 46,431.18 | 0.00 | |
| | | | | -17,037.48 |
| KBSHW18 | Tucker Unit Water (0480) | -1,093,848.00 | | |
| WARR | Warrants | 38,845.55 | 0.00 | |
| | | | | -1,055,002.45 |
| KCA5Y31 | Cap Proj/Fac Imp | -349,092.69 | | |
| RXFR | Transfer (Regular) | 0.00 | 254,500.98 | |
| WARR | Warrants | 349,092.69 | 0.00 | |
| | | | | -254,500.98 |
| KCA7Y44 | Spay/Neuter Grants | -40,500.00 | | |
| WARR | Warrants | 6,000.00 | 0.00 | |
| | | | | -34,500.00 |
| KCAAY10 | Const/Renov/Maint | -2,450,000.00 | | |
| WARR | Warrants | 950,000.00 | 0.00 | |
| | | | | -1,500,000.00 |
| KCAAY47 | Grants and/or Loans | -247,250.00 | | |
| WARR | Warrants | 247,250.00 | 0.00 | |
| | | | | 0.00 |
| KCABY30 | Cap Proj/Fac Imp | -537,738.05 | | |
| RXFR | Transfer (Regular) | 1,591.09 | 3,332.64 | |
| WARR | Warrants | 121,708.06 | 0.00 | |
| | | | | -417,771.54 |
| KCABY35 | Real Prop/Facilities | -32,015.45 | | |
| WARR | Warrants | 32,015.45 | 0.00 | |
| | | | | 0.00 |
| KCACY47 | Econ Stimul Activity | -1,075,000.00 | | |
| WARR | Warrants | 970,291.56 | 0.00 | |
| | | | | -104,708.44 |
| KCAGY47 | Grt Match Fund/Loans | -375,000.00 | | |
| RXFR | Transfer (Regular) | 25,000.00 | 0.00 | |
| | | | | -350,000.00 |
| KCAHY47 | AEDC Grants/Loans | -1,175,000.00 | | |

Fund Transaction by Type

Start Date:7/1/21 End Date:12/31/21

| Fund | Fund Description | Beginning Balance | | Ending Balance |
|----------------|---|-------------------|--------------|----------------|
| Type | Type Description | Debits | Credits | |
| WARR | Warrants | 800,000.00 | 0.00 | -375,000.00 |
| KCB0000 | Dev & Enhance 93rd | 0.00 | | |
| RXFR | Transfer (Regular) | 661,522.63 | 661,522.63 | 0.00 |
| KCB4AE4 | Real Property & Fac | 0.00 | | |
| RXFR | Transfer (Regular) | 0.00 | 2,250,000.00 | |
| WARR | Warrants | 2,250,000.00 | 0.00 | 0.00 |
| KCBAAA2 | Constr, Renov, Maint | 0.00 | | |
| RXFR | Transfer (Regular) | 0.00 | 3,885,666.00 | |
| WARR | Warrants | 2,629,878.98 | 0.00 | -1,255,787.02 |
| KCBAAA7 | UA System Contr | 0.00 | | |
| RXFR | Transfer (Regular) | 200,000.00 | 4,782,000.00 | |
| WARR | Warrants | 2,232,000.00 | 0.00 | -2,350,000.00 |
| KCBAAE9 | Lease Payments | 0.00 | | |
| RXFR | Transfer (Regular) | 2,875,543.12 | 5,752,086.24 | |
| WARR | Warrants | 2,876,543.12 | 0.00 | 0.00 |
| KCBAAG6 | HBCU Grants | 0.00 | | |
| RXFR | Transfer (Regular) | 0.00 | 4,000,000.00 | |
| WARR | Warrants | 4,000,000.00 | 0.00 | 0.00 |
| KCBAAG8 | Grants and/or Loans | 0.00 | | |
| RXFR | Transfer (Regular) | 0.00 | 500,000.00 | |
| WARR | Warrants | 500,000.00 | 0.00 | 0.00 |
| KCBBAG7 | Grants and/or Loans | 0.00 | | |
| RXFR | Transfer (Regular) | 0.00 | 6,175,000.00 | |
| WARR | Warrants | 6,174,999.94 | 0.00 | -0.06 |
| KCBDAG7 | Econ Stimulus | 0.00 | | |
| RXFR | Transfer (Regular) | 0.00 | 2,800,000.00 | |
| WARR | Warrants | 1,670,345.53 | 0.00 | -1,129,654.47 |
| KCBEAG1 | Capital Bal RTE Xfer | 0.00 | | |
| RXFR | Transfer (Regular) | 0.00 | 392,296.45 | -392,296.45 |
| KCBIAG7 | Grants and/or Loans | 0.00 | | |
| RXFR | Transfer (Regular) | 0.00 | 500,000.00 | |
| WARR | Warrants | 500,000.00 | 0.00 | 0.00 |
| KCBTI00 | Dev&Enhance Tech Inst 93rd C | 0.00 | | |
| RXFR | Transfer (Regular) | 646,797.43 | 646,797.43 | 0.00 |
| MAA0000 | Area Agencies on Aging | -13,244.80 | | |
| RXFR | Transfer (Regular) | 2,137.00 | 895.00 | -12,002.80 |

Fund Transaction by Type

Start Date:7/1/21 End Date:12/31/21

| Fund | Fund Description | Beginning Balance | Ending Balance |
|----------------|-------------------------------------|-----------------------|-----------------------|
| Type | Type Description | Debits | Credits |
| MAB0100 | State Athletic Comm-Operatio | -59,199.25 | |
| RCPT | Receipt | 0.00 | 29,286.10 |
| RXFR | Transfer (Regular) | 30,538.55 | 0.00 |
| WARR | Warrants | 19,849.43 | 0.00 |
| | | | -38,097.37 |
| MAC0100 | Wtr Sewer Solid Mgmt-(455) | -12,811,442.27 | |
| RADJ | Receipt Adjustment | 197.38 | 197.38 |
| RCPT | Receipt | 0.00 | 1,526,100.84 |
| RXFR | Transfer (Regular) | 28,186.50 | 10,301.38 |
| WARR | Warrants | 648,203.61 | 0.00 |
| | | | -13,671,454.38 |
| MAE0000 | ADEQ Abandoned Mine Reclai | -48,118.61 | |
| RCPT | Receipt | 0.00 | 741,220.75 |
| WARR | Warrants | 764,083.22 | 0.00 |
| | | | -25,256.14 |
| MAF0000 | Surface Coal Mine | -146,022.29 | |
| RCPT | Receipt | 0.00 | 200.00 |
| | | | -146,222.29 |
| MBB0100 | Bail Bondsman Board | -82,132.93 | |
| RCPT | Receipt | 0.00 | 5,928.95 |
| RXFR | Transfer (Regular) | 124,110.42 | 357,646.93 |
| WARR | Warrants | 102,322.30 | 0.00 |
| | | | -219,276.09 |
| MBB0200 | Bail Bondsman-Holding (0211) | -348,090.00 | |
| RCPT | Receipt | 0.00 | 253,280.00 |
| RXFR | Transfer (Regular) | 348,090.00 | 0.00 |
| SDIS | Distribution (Special Fund) | 0.00 | 249,354.15 |
| SPEC | Special Reversing Entry | 253,280.00 | 0.00 |
| | | | -249,354.15 |
| MBC0000 | ADH Breast Cancer | -7,120,549.12 | |
| RXFR | Transfer (Regular) | 1,884,822.92 | 2,298,074.88 |
| SDIS | Distribution (Special Fund) | 0.00 | 1,621,396.44 |
| SPEC | Special Reversing Entry | 1,676,380.90 | 3,113.16 |
| | | | -7,481,929.78 |
| MBD0100 | Sustainable Building (615) | -11,174,968.69 | |
| RCPT | Receipt | 0.00 | 654,034.08 |
| RXFR | Transfer (Regular) | 1,297,513.43 | 633,791.98 |
| | | | -11,165,281.32 |
| MBD0125 | ASUJ SUS BLDG DESIGN (012 | 0.00 | |
| RXFR | Transfer (Regular) | 633,791.98 | 663,721.45 |
| WARR | Warrants | 29,929.47 | 0.00 |
| | | | 0.00 |
| MBD0145 | UALR Sustainable BldDsgn 01 | 0.00 | |
| RXFR | Transfer (Regular) | 0.00 | 633,791.98 |
| | | | -633,791.98 |
| MBL0000 | Special Military | -500,000.00 | |
| RXFR | Transfer (Regular) | 258,024.00 | 0.00 |
| | | | -241,976.00 |
| MBR0100 | Breast Cancer Research | -73,349.65 | |
| RXFR | Transfer (Regular) | 868.82 | 468,894.60 |
| SDIS | Distribution (Special Fund) | 0.00 | 453,516.98 |

Fund Transaction by Type

Start Date:7/1/21 End Date:12/31/21

| Fund | Fund Description | Beginning Balance | Ending Balance |
|----------------|--------------------------------------|----------------------|----------------------|
| Type | Type Description | Debits | Credits |
| SPEC | Special Reversing Entry | 468,894.60 | 868.82 |
| WARR | Warrants | 450,024.82 | 0.00 |
| | | | -76,841.81 |
| MBR0200 | UAMS S Komen Plate (0150) | -18,099.57 | |
| RXFR | Transfer (Regular) | 0.00 | 80,810.75 |
| SDIS | Distribution (Special Fund) | 0.00 | 78,305.61 |
| SPEC | Special Reversing Entry | 80,810.75 | 0.00 |
| WARR | Warrants | 83,122.22 | 0.00 |
| | | | -13,282.96 |
| MCA0000 | AR Child Advocacy (0150) | -2,739.40 | |
| WARR | Warrants | 2,739.40 | 0.00 |
| | | | 0.00 |
| MCA0100 | AR Child's Advoc Ctr19-5-1260 | 0.00 | |
| RCPT | Receipt | 0.00 | 28,820.44 |
| | | | -28,820.44 |
| MCC0100 | DHS-Consld Cost-Opr | -358,766.65 | |
| RADJ | Receipt Adjustment | 4,185.00 | 4,185.00 |
| RCPT | Receipt | 0.00 | 245,997.81 |
| RXFR | Transfer (Regular) | 0.00 | 3,006.65 |
| SDIS | Distribution (Special Fund) | 0.00 | 0.00 |
| SPEC | Special Reversing Entry | 4,185.00 | 4,185.00 |
| WARR | Warrants | 339,251.97 | 0.00 |
| | | | -268,519.14 |
| MCD0100 | DFA ADAP Grants | -693.13 | |
| RCPT | Receipt | 0.00 | 151,968.00 |
| RXFR | Transfer (Regular) | 0.00 | 7,500.00 |
| WARR | Warrants | 158,911.13 | 0.00 |
| | | | -1,250.00 |
| MCE0000 | Child Support Enforcement | 0.00 | |
| GDIS | Distribution (General Fund) | 0.00 | 7,625,254.32 |
| RXFR | Transfer (Regular) | 6,184,275.13 | 0.00 |
| | | | -1,440,979.19 |
| MCE0100 | Child Support Enforcement | -5,144,283.61 | |
| RCPT | Receipt | 0.00 | 8,574.96 |
| RXFR | Transfer (Regular) | 20,121,683.57 | 31,937,127.89 |
| WARR | Warrants | 12,365,854.35 | 0.00 |
| | | | -4,602,448.54 |
| MCE0200 | Child Support Enf GR Hldg | 0.00 | |
| RCPT | Receipt | 0.00 | 6,032,024.13 |
| RXFR | Transfer (Regular) | 6,026,024.13 | 0.00 |
| | | | -6,000.00 |
| MCE0300 | Child Sprt Enf-Oth Fd Hldg | -4,926,182.72 | |
| RCPT | Receipt | 0.00 | 535,940.98 |
| RXFR | Transfer (Regular) | 4,035,940.98 | 3,500,000.00 |
| | | | -4,926,182.72 |
| MCE0400 | Child Support Enf Fed | 0.00 | |
| RCPT | Receipt | 0.00 | 11,531,622.00 |
| RXFR | Transfer (Regular) | 11,531,622.00 | 0.00 |
| | | | 0.00 |
| MCE0500 | Child Support Enf Claims | 0.00 | |
| RCPT | Receipt | 0.00 | 4,001,309.89 |

Fund Transaction by Type

Start Date:7/1/21 End Date:12/31/21

| Fund | Fund Description | Beginning Balance | | Ending Balance |
|----------------|---------------------------------------|-----------------------|---------------|-----------------------|
| Type | Type Description | Debits | Credits | |
| RXFR | Transfer (Regular) | 4,001,309.89 | 0.00 | |
| | | | | 0.00 |
| MCF0000 | Constitutional Officers | -55,009,142.49 | | |
| CTAX | Claims & Taxes | 14.64 | 0.00 | |
| DXFR | Transfer (Deduction) | 0.00 | 50,412,004.95 | |
| RADJ | Receipt Adjustment | 94,647.63 | 94,647.63 | |
| RXFR | Transfer (Regular) | 102,201,170.36 | 22,782,258.39 | |
| SDIS | Distribution (Special Fund) | 0.00 | 631,881.61 | |
| SPEC | Special Reversing Entry | 652,096.60 | 0.00 | |
| | | | | -25,982,005.84 |
| MCF0200 | Constitutional Officers House | -1,640,426.80 | | |
| RXFR | Transfer (Regular) | 1,252,683.60 | 888,600.39 | |
| WARR | Warrants | 547,811.50 | 0.00 | |
| | | | | -728,532.09 |
| MCF0500 | Constitutional Officers Senate | -2,276,311.68 | | |
| RCPT | Receipt | 0.00 | 155.00 | |
| RXFR | Transfer (Regular) | 1,949,504.37 | 1,270,000.00 | |
| WARR | Warrants | 141,849.35 | 0.00 | |
| | | | | -1,455,112.96 |
| MCF3400 | Constitutional Officers Gov | -204,250.00 | | |
| RXFR | Transfer (Regular) | 186,412.50 | 0.00 | |
| WARR | Warrants | 2,000.00 | 0.00 | |
| | | | | -15,837.50 |
| MCF5900 | Constl Officers-Auditor Of St- | -3,723,051.17 | | |
| RCPT | Receipt | 0.00 | 1,592,428.26 | |
| RXFR | Transfer (Regular) | 3,649,972.44 | 0.00 | |
| WARR | Warrants | 218,365.10 | 0.00 | |
| | | | | -1,447,141.89 |
| MCF5901 | Const Off-Auditor Unapp (005) | -419,353.46 | | |
| RCPT | Receipt | 0.00 | 1,586.50 | |
| RXFR | Transfer (Regular) | 0.00 | 29,600,095.00 | |
| WARR | Warrants | 29,449,593.77 | 0.00 | |
| | | | | -571,441.19 |
| MCJ0000 | County Jail Reimbursement | 0.00 | | |
| AXFR | Advance Transfer | 0.00 | 1,535,000.00 | |
| GDIS | Distribution (General Fund) | 0.00 | 9,581,547.40 | |
| RXFR | Transfer (Regular) | 11,300,260.50 | 1,784,457.91 | |
| | | | | -1,600,744.81 |
| MCJ0480 | County Jail Reimburse ADC | -1,223,020.63 | | |
| RXFR | Transfer (Regular) | 2,502,272.54 | 1,784,457.91 | |
| WARR | Warrants | 482,016.00 | 0.00 | |
| | | | | -23,190.00 |
| MCJ0485 | County Jail Reimburse ADCC | -116,392.00 | | |
| RXFR | Transfer (Regular) | 36,956.00 | 0.00 | |
| WARR | Warrants | 70,046.00 | 0.00 | |
| | | | | -9,390.00 |
| MCJ9903 | County Jail Reimburs | 0.00 | | |
| RXFR | Transfer (Regular) | 9,480.00 | 10,270,573.22 | |
| WARR | Warrants | 8,909,650.00 | 0.00 | |
| | | | | -1,351,443.22 |
| MCR0200 | AOC Court Report (0023) | -12,267.85 | | |

Fund Transaction by Type

Start Date:7/1/21 End Date:12/31/21

| Fund | Fund Description | Beginning Balance | | Ending Balance |
|----------------|---|----------------------|--------------|----------------------|
| Type | Type Description | Debits | Credits | |
| RXFR | Transfer (Regular) | 4,447,580.30 | 5,106,914.49 | |
| WARR | Warrants | 660,398.53 | 0.00 | |
| | | | | -11,203.51 |
| MCV0000 | Co Voting Sys Grant Act 1189/ | -1,638,353.29 | | |
| RCPT | Receipt | 0.00 | 553,012.50 | |
| SDIS | Distribution (Special Fund) | 0.00 | 535,869.12 | |
| SPEC | Special Reversing Entry | 553,012.50 | 0.00 | |
| WARR | Warrants | 13.00 | 0.00 | |
| | | | | -2,174,209.41 |
| MDA0100 | Drug/Alcohol Abuse Prev/Trea | -1,405,817.17 | | |
| RCPT | Receipt | 0.00 | 9,429,962.90 | |
| RXFR | Transfer (Regular) | 1,781.93 | 1,000,455.76 | |
| SDIS | Distribution (Special Fund) | 0.00 | 25,434.06 | |
| SPEC | Special Reversing Entry | 25,834.50 | 0.00 | |
| WARR | Warrants | 11,387,212.41 | 0.00 | |
| | | | | -446,841.05 |
| MDR0000 | Imme Disaster Response1951 | -107,682.61 | | |
| RCPT | Receipt | 0.00 | 3.07 | |
| RXFR | Transfer (Regular) | 382.54 | 56,461.62 | |
| WARR | Warrants | 2,617.33 | 0.00 | |
| | | | | -161,147.43 |
| MDT0100 | Law/Pros Drug Enf Training | -2,010.28 | | |
| RXFR | Transfer (Regular) | 0.00 | 12,271.31 | |
| WARR | Warrants | 11,912.10 | 0.00 | |
| | | | | -2,369.49 |
| MEE0000 | Environmental Ed Fund | -137,184.43 | | |
| RCPT | Receipt | 0.00 | 38,997.85 | |
| WARR | Warrants | 43,980.24 | 0.00 | |
| | | | | -132,202.04 |
| MEM0000 | Emergency Med Svcs (0645) | -168,825.68 | | |
| RCPT | Receipt | 0.00 | 9,320.00 | |
| RXFR | Transfer (Regular) | 5.49 | 73.88 | |
| SDIS | Distribution (Special Fund) | 0.00 | 9,145.99 | |
| SPEC | Special Reversing Entry | 9,350.00 | 60.00 | |
| WARR | Warrants | 17,348.87 | 0.00 | |
| | | | | -160,721.19 |
| MER0100 | Computer & Elec Recycling-Oj | -115,725.69 | | |
| RXFR | Transfer (Regular) | 0.00 | 125,649.80 | |
| WARR | Warrants | 8,906.05 | 0.00 | |
| | | | | -232,469.44 |
| MFA0000 | Agri Fair | 0.00 | | |
| RXFR | Transfer (Regular) | 724,272.00 | 752,809.00 | |
| | | | | -28,537.00 |
| MFA0100 | Agri Fair - Cty Fair | 0.00 | | |
| RXFR | Transfer (Regular) | 0.00 | 580,272.00 | |
| WARR | Warrants | 580,272.00 | 0.00 | |
| | | | | 0.00 |
| MFA0200 | Agri Fair-4 Sts Fair | 0.00 | | |
| RXFR | Transfer (Regular) | 0.00 | 30,000.00 | |
| WARR | Warrants | 30,000.00 | 0.00 | |
| | | | | 0.00 |

Fund Transaction by Type

Start Date:7/1/21 End Date:12/31/21

| Fund | Fund Description | Beginning Balance | | Ending Balance |
|----------------|---|-------------------|---------------|----------------------|
| Type | Type Description | Debits | Credits | |
| MFA0300 | Agri Fair-AR-OK Fair | | | 0.00 |
| RXFR | Transfer (Regular) | 0.00 | 30,000.00 | |
| WARR | Warrants | 30,000.00 | 0.00 | |
| | | | | 0.00 |
| MFA0400 | Agri Fair-AR St Fair | | | 0.00 |
| RXFR | Transfer (Regular) | 0.00 | 84,000.00 | |
| WARR | Warrants | 84,000.00 | 0.00 | |
| | | | | 0.00 |
| MFA0500 | Agri Fair - Oper | | | 0.00 |
| RXFR | Transfer (Regular) | 2,092,000.00 | 2,092,000.00 | |
| | | | | 0.00 |
| MFA0600 | County & District Fairs (0400) | | | 0.00 |
| RXFR | Transfer (Regular) | 0.00 | 1,046,000.00 | |
| WARR | Warrants | 1,046,000.00 | 0.00 | |
| | | | | 0.00 |
| MFP0100 | Fire Protection Lic Board-Oper | | | -598,203.91 |
| RCPT | Receipt | 0.00 | 137,916.00 | |
| RXFR | Transfer (Regular) | 62,931.83 | 255.75 | |
| WARR | Warrants | 14,213.91 | 0.00 | |
| | | | | -659,229.92 |
| MFT0000 | Trans Research (0090) | | | -90,546.00 |
| RXFR | Transfer (Regular) | 0.00 | 478,408.10 | |
| | | | | -568,954.10 |
| MGA0000 | AR AGRI MKTING GRNT 19-5- | | | -304,532.50 |
| RXFR | Transfer (Regular) | 0.00 | 352,005.95 | |
| WARR | Warrants | 519,529.38 | 0.00 | |
| | | | | -137,009.07 |
| MHC0100 | Div Information System Revol | | | -7,262,619.06 |
| COFF | Checks Charged Off | 179.08 | 0.00 | |
| RCPT | Receipt | 0.00 | 35,414,036.89 | |
| RXFR | Transfer (Regular) | 7,240,167.89 | 924,085.78 | |
| WARR | Warrants | 27,978,746.60 | 0.00 | |
| | | | | -8,381,648.16 |
| MHC0400 | DIS E-RATE REIMBURSEMENT | | | -2,747,479.12 |
| RCPT | Receipt | 0.00 | 1,520,940.08 | |
| WARR | Warrants | 4,255,211.82 | 0.00 | |
| | | | | -13,207.38 |
| MHD0100 | Computer Srvs Reserve | | | -1,063,404.63 |
| WARR | Warrants | 764,122.01 | 0.00 | |
| | | | | -299,282.62 |
| MHF0000 | Health Facility Svc Revolving | | | -1,765,586.79 |
| RADJ | Receipt Adjustment | 0.00 | 120.00 | |
| RCPT | Receipt | 0.00 | 473,093.00 | |
| RXFR | Transfer (Regular) | 239,400.96 | 4,175.59 | |
| SDIS | Distribution (Special Fund) | 0.00 | 465,878.20 | |
| SPEC | Special Reversing Entry | 478,437.00 | 5,224.00 | |
| | | | | -1,996,239.62 |
| MHI0101 | Health Infor Tech 19-5-1244 | | | -7,195,234.38 |
| RCPT | Receipt | 0.00 | 2,858,915.70 | |
| RXFR | Transfer (Regular) | 506,435.91 | 218,622.47 | |
| SDIS | Distribution (Special Fund) | 0.00 | 2,814,602.50 | |

Fund Transaction by Type

Start Date:7/1/21 End Date:12/31/21

| Fund | Fund Description | Beginning Balance | | Ending Balance |
|----------------|--------------------------------------|----------------------|--------------|----------------------|
| Type | Type Description | Debits | Credits | |
| SPEC | Special Reversing Entry | 2,858,915.70 | 0.00 | |
| | | | | -9,722,023.44 |
| MHR0100 | AR Home Inspectors Reg | -553,177.76 | | |
| RCPT | Receipt | 0.00 | 35,790.00 | |
| RXFR | Transfer (Regular) | 29,145.47 | 10.50 | |
| WARR | Warrants | 6,806.88 | 0.00 | |
| | | | | -553,025.91 |
| MHS0100 | Highway Safety Special-904 O | -353,063.65 | | |
| COFF | Checks Charged Off | 10,500.00 | 0.00 | |
| RCPT | Receipt | 0.00 | 484,720.00 | |
| RXFR | Transfer (Regular) | 0.00 | 198,719.22 | |
| WARR | Warrants | 70,833.34 | 0.00 | |
| | | | | -955,169.53 |
| MIF0000 | WF Init Act 2015 19-5-1257 | -1,007,934.08 | | |
| RCPT | Receipt | 0.00 | 1,006.20 | |
| RXFR | Transfer (Regular) | 0.00 | 6,000,000.00 | |
| WARR | Warrants | 5,217,556.51 | 0.00 | |
| | | | | -1,791,383.77 |
| MIH0000 | AR Industrial Hemp (0400) | -91,585.27 | | |
| RCPT | Receipt | 0.00 | 21,550.00 | |
| RXFR | Transfer (Regular) | 23,120.14 | 0.00 | |
| SDIS | Distribution (Special Fund) | 0.00 | 21,215.97 | |
| SPEC | Special Reversing Entry | 21,550.00 | 0.00 | |
| WARR | Warrants | 4,720.77 | 0.00 | |
| | | | | -84,960.33 |
| MJA0000 | Crime Information System | 0.00 | | |
| GDIS | Distribution (General Fund) | 0.00 | 1,535,554.08 | |
| RXFR | Transfer (Regular) | 1,433,353.40 | 187,980.00 | |
| | | | | -290,180.68 |
| MJA0100 | Crime Information System | -5,096,612.41 | | |
| COFF | Checks Charged Off | 82.50 | 0.00 | |
| RADJ | Receipt Adjustment | 10.00 | 490.00 | |
| RCPT | Receipt | 0.00 | 1,964,008.48 | |
| RXFR | Transfer (Regular) | 2,211,966.51 | 1,440,413.98 | |
| SDIS | Distribution (Special Fund) | 0.00 | 1,588,515.22 | |
| SPEC | Special Reversing Entry | 1,616,586.55 | 3,061.70 | |
| WARR | Warrants | 1,348,676.49 | 0.00 | |
| | | | | -4,915,779.74 |
| MJB0101 | Justice Build Maint (615) | -239,429.53 | | |
| RXFR | Transfer (Regular) | 0.00 | 12,529.20 | |
| | | | | -251,958.73 |
| MJC0100 | Mun Crt Judge Clerk Educ-Op | -39,832.20 | | |
| RXFR | Transfer (Regular) | 0.00 | 15,000.00 | |
| WARR | Warrants | 8,718.50 | 0.00 | |
| | | | | -46,113.70 |
| MJF0100 | Judicial Fine Coll Enhance Op | -1,438,279.42 | | |
| COFF | Checks Charged Off | 587.50 | 0.00 | |
| RCPT | Receipt | 0.00 | 2,412,856.27 | |
| RXFR | Transfer (Regular) | 1,590,163.91 | 208,315.00 | |
| WARR | Warrants | 1,731,395.98 | 0.00 | |
| | | | | -737,303.30 |

Fund Transaction by Type

Start Date:7/1/21 End Date:12/31/21

| Fund | Fund Description | Beginning Balance | | Ending Balance |
|----------------|--------------------------------------|--------------------|------------|--------------------|
| Type | Type Description | Debits | Credits | |
| MJM0000 | DHS-Juv Det Facility Oprs | -239,231.03 | | |
| RXFR | Transfer (Regular) | 368,833.00 | 400,000.00 | |
| | | | | -270,398.03 |
| MJM0100 | DHS-Juv Det Facility Oprs | -4,119.45 | | |
| RCPT | Receipt | 0.00 | 16,891.00 | |
| RXFR | Transfer (Regular) | 16,891.00 | 31,167.00 | |
| WARR | Warrants | 31,167.00 | 0.00 | |
| | | | | -4,119.45 |
| MJM0200 | DHS-Juv Det Facility-Benton C | 0.00 | | |
| RXFR | Transfer (Regular) | 0.00 | 22,082.00 | |
| WARR | Warrants | 22,082.00 | 0.00 | |
| | | | | 0.00 |
| MJM0300 | DHS-Juv Det Fac-Craighead C | 0.00 | | |
| RXFR | Transfer (Regular) | 0.00 | 31,167.00 | |
| WARR | Warrants | 31,167.00 | 0.00 | |
| | | | | 0.00 |
| MJM0400 | DHS-Juv Det Fac-Crittenden C | 0.00 | | |
| RXFR | Transfer (Regular) | 0.00 | 31,167.00 | |
| WARR | Warrants | 31,167.00 | 0.00 | |
| | | | | 0.00 |
| MJM0500 | DHS-Juv Det Fac-Faulkner Co | -3.00 | | |
| RXFR | Transfer (Regular) | 0.00 | 20,783.00 | |
| WARR | Warrants | 20,783.00 | 0.00 | |
| | | | | -3.00 |
| MJM0600 | DHS-Juv Det Fac-Garland Co | 0.00 | | |
| RXFR | Transfer (Regular) | 0.00 | 28,574.00 | |
| WARR | Warrants | 28,574.00 | 0.00 | |
| | | | | 0.00 |
| MJM0800 | DHS-Juv Det Fac-Jefferson Co | 0.00 | | |
| RXFR | Transfer (Regular) | 0.00 | 31,167.00 | |
| WARR | Warrants | 31,167.00 | 0.00 | |
| | | | | 0.00 |
| MJM0900 | DHS-Juv Det Fac-Miller Co | 0.00 | | |
| RXFR | Transfer (Regular) | 0.00 | 31,167.00 | |
| WARR | Warrants | 31,167.00 | 0.00 | |
| | | | | 0.00 |
| MJM1000 | DHS-Juv Det Fac-Miss Co | 0.00 | | |
| RXFR | Transfer (Regular) | 0.00 | 33,782.00 | |
| WARR | Warrants | 16,891.00 | 0.00 | |
| | | | | -16,891.00 |
| MJM1200 | DHS-Juv Det Fac-Pulaski Co | 0.00 | | |
| RXFR | Transfer (Regular) | 0.00 | 31,167.00 | |
| WARR | Warrants | 31,167.00 | 0.00 | |
| | | | | 0.00 |
| MJM1300 | DHS-Juv Det Fac-Sebastian Co | 0.00 | | |
| RXFR | Transfer (Regular) | 0.00 | 31,167.00 | |
| WARR | Warrants | 31,167.00 | 0.00 | |
| | | | | 0.00 |
| MJM1500 | DHS-Juv Det Fac-Washington | -59.96 | | |
| RXFR | Transfer (Regular) | 0.00 | 31,167.00 | |

Fund Transaction by Type

Start Date:7/1/21 End Date:12/31/21

| Fund | Fund Description | Beginning Balance | | Ending Balance |
|----------------|---------------------------------------|-----------------------|----------------|-----------------------|
| Type | Type Description | Debits | Credits | |
| WARR | Warrants | 31,167.00 | 0.00 | |
| | | | | -59.96 |
| MJM1600 | DHS-Juv Det Fac-Yell Co | 0.00 | | |
| RXFR | Transfer (Regular) | 0.00 | 31,167.00 | |
| WARR | Warrants | 31,167.00 | 0.00 | |
| | | | | 0.00 |
| MJU0000 | Co Juror Reimburse Act 923/1 | -42,529.33 | | |
| RXFR | Transfer (Regular) | 0.00 | 127,500.00 | |
| WARR | Warrants | 145,770.00 | 0.00 | |
| | | | | -24,259.33 |
| MLA0100 | City-County Tourist Facilities | 0.00 | | |
| LCRT | General Letter of Cert | 0.00 | 443,954.00 | |
| WARR | Warrants | 443,954.00 | 0.00 | |
| | | | | 0.00 |
| MLC0000 | County Aid Fund | -14,217,701.16 | | |
| 4LHC | Four Lane Highway Constructio | 0.00 | 26,517,301.28 | |
| AXFR | Advance Transfer | 0.00 | 1,168,478.16 | |
| DXFR | Transfer (Deduction) | 0.00 | 330,829.97 | |
| GDIS | Distribution (General Fund) | 0.00 | 11,132,096.08 | |
| HDIS | Distribution (Highway Fund) | 0.00 | 44,955,638.72 | |
| HSDIS | Highway Severance Distribution | 0.00 | 3,562,600.89 | |
| RXFR | Transfer (Regular) | 93,539,946.07 | 1,916,744.08 | |
| WFDIS | Wholesale FuelTax Distribution | 0.00 | 6,436,373.97 | |
| | | | | -16,697,818.24 |
| MLC0100 | County Aid Fund-Gen-(074) | -3,358,679.20 | | |
| RCPT | Receipt | 0.00 | 114,532.50 | |
| RXFR | Transfer (Regular) | 3,932,242.60 | 11,282,704.22 | |
| WARR | Warrants | 9,329,754.86 | 0.00 | |
| | | | | -1,493,918.46 |
| MLC0200 | County Aid Fund-Sp-(074) | -1,680,415.74 | | |
| CTAX | Claims & Taxes | 1,464.10 | 0.00 | |
| RXFR | Transfer (Regular) | 186,210.61 | 100,606,821.08 | |
| SDIS | Distribution (Special Fund) | 0.00 | 3,879,906.91 | |
| SPEC | Special Reversing Entry | 4,136,870.42 | 132,838.52 | |
| WARR | Warrants | 100,224,367.46 | 0.00 | |
| | | | | -1,751,069.66 |
| MLC0300 | County Aid Military Land Sale | -386,723.65 | | |
| RCPT | Receipt | 0.00 | 1,479,813.30 | |
| RXFR | Transfer (Regular) | 28,901.16 | 0.00 | |
| WARR | Warrants | 1,434,496.29 | 0.00 | |
| | | | | -403,139.50 |
| MLC0400 | Co Public Emp Blkt Bond Prgr | 0.00 | | |
| RXFR | Transfer (Regular) | 178,470.00 | 178,470.00 | |
| | | | | 0.00 |
| MLC0600 | County Casino Revenue (0074) | -623,949.68 | | |
| RXFR | Transfer (Regular) | 0.00 | 2,955,849.84 | |
| WARR | Warrants | 3,110,893.04 | 0.00 | |
| | | | | -468,906.48 |
| MLM0000 | Municipal Aid | -14,217,701.18 | | |
| 4LHC | Four Lane Highway Constructio | 0.00 | 26,517,301.26 | |
| AXFR | Advance Transfer | 0.00 | 584,239.08 | |

Fund Transaction by Type

Start Date:7/1/21

End Date:12/31/21

| Fund | Fund Description | Beginning Balance | | Ending Balance |
|----------------|---|----------------------|---------------|-----------------------|
| Type | Type Description | Debits | Credits | |
| DXFR | Transfer (Deduction) | 0.00 | 330,829.97 | |
| GDIS | Distribution (General Fund) | 0.00 | 16,276,097.11 | |
| HDIS | Distribution (Highway Fund) | 0.00 | 44,955,638.72 | |
| HSDIS | Highway Severance Distribution | 0.00 | 3,562,600.87 | |
| RXFR | Transfer (Regular) | 98,752,233.74 | 3,528,322.08 | |
| WFDIS | Wholesale FuelTax Distribution | 0.00 | 6,436,373.94 | |
| | | | | -17,656,870.47 |
| MLM0100 | Municipal Aid General Revenu | -4,655,755.14 | | |
| RXFR | Transfer (Regular) | 918,587.34 | 15,823,501.07 | |
| WARR | Warrants | 17,510,195.92 | 0.00 | |
| | | | | -2,050,472.95 |
| MLM0200 | Municipal Aid Highway Reven | -70,009.37 | | |
| CTAX | Claims & Taxes | 1,418.72 | 0.00 | |
| RXFR | Transfer (Regular) | 75,987.66 | 81,462,991.58 | |
| WARR | Warrants | 81,386,446.09 | 0.00 | |
| | | | | -69,148.48 |
| MLM0300 | Municipal Aid Escrow (0076) | 0.00 | | |
| RXFR | Transfer (Regular) | 0.00 | 3,084.57 | |
| | | | | -3,084.57 |
| MLM0400 | Mun Pub Emp Blkt Bond Prgm | 0.00 | | |
| RXFR | Transfer (Regular) | 314,910.00 | 314,910.00 | |
| | | | | 0.00 |
| MLM0600 | Municipal Casino Revenue (00 | -1,520,877.35 | | |
| RXFR | Transfer (Regular) | 0.00 | 7,204,884.02 | |
| WARR | Warrants | 7,582,801.82 | 0.00 | |
| | | | | -1,142,959.55 |
| MLS0100 | Dept Labor & Lic Spec Boiler | -1,063,361.26 | | |
| COFF | Checks Charged Off | 95.00 | 0.00 | |
| RADJ | Receipt Adjustment | 17.00 | 0.00 | |
| RCPT | Receipt | 0.00 | 361,805.00 | |
| RXFR | Transfer (Regular) | 292,826.11 | 0.00 | |
| SDIS | Distribution (Special Fund) | 0.00 | 356,086.77 | |
| SPEC | Special Reversing Entry | 368,305.00 | 6,612.00 | |
| WARR | Warrants | 37,922.09 | 0.00 | |
| | | | | -1,088,699.83 |
| MLS0200 | Dept Labor & Lic Elec Examin | -760,709.12 | | |
| COFF | Checks Charged Off | 95.00 | 0.00 | |
| RCPT | Receipt | 0.00 | 221,897.00 | |
| RXFR | Transfer (Regular) | 184,517.43 | 0.00 | |
| SDIS | Distribution (Special Fund) | 0.00 | 218,364.06 | |
| SPEC | Special Reversing Entry | 232,412.00 | 10,610.00 | |
| WARR | Warrants | 46,222.49 | 0.00 | |
| | | | | -748,333.26 |
| MLS0300 | Dept Labor & Licensing Speci | -998,433.71 | | |
| COFF | Checks Charged Off | 230.00 | 0.00 | |
| RCPT | Receipt | 0.00 | 262,018.00 | |
| RXFR | Transfer (Regular) | 300,000.00 | 0.00 | |
| SDIS | Distribution (Special Fund) | 0.00 | 186,201.43 | |
| SPEC | Special Reversing Entry | 191,823.00 | 2,690.00 | |
| | | | | -957,290.14 |
| MMA0928 | Disaster Assist (0620) | -415.63 | | |

Fund Transaction by Type

Start Date:7/1/21 End Date:12/31/21

| Fund | Fund Description | Beginning Balance | | Ending Balance |
|----------------|--------------------------------------|-------------------|------------|----------------------|
| Type | Type Description | Debits | Credits | |
| RXFR | Transfer (Regular) | 15,210.29 | 68,479.36 | |
| WARR | Warrants | 44,788.97 | 0.00 | |
| | | | | -8,895.73 |
| MMA0938 | Disaster Assist (0620) | | | -196.32 |
| RXFR | Transfer (Regular) | 0.00 | 232,946.00 | |
| | | | | -233,142.32 |
| MMA1210 | Disaster Assit (0620) | | | -2,519.56 |
| WARR | Warrants | 520.99 | 0.00 | |
| | | | | -1,998.57 |
| MMA1449 | Disaster Assist (0620) | | | -8,393.54 |
| RXFR | Transfer (Regular) | 435,657.48 | 672,382.79 | |
| | | | | -245,118.85 |
| MMA1906 | DIS ASST EO19-06 RESP ASS | | | -412,324.57 |
| RXFR | Transfer (Regular) | 25,109.80 | 0.00 | |
| | | | | -387,214.77 |
| MMA1910 | DR 19-10 Public Assistance | | | -757,770.07 |
| RXFR | Transfer (Regular) | 351.88 | 0.00 | |
| | | | | -757,418.19 |
| MMA1917 | DIS ASST EO 19-17 RESP ASS | | | -100,000.00 |
| RXFR | Transfer (Regular) | 1,705.34 | 0.00 | |
| | | | | -98,294.66 |
| MMA1918 | Disaster Assistance (0620) | | | -227,699.18 |
| RXFR | Transfer (Regular) | 0.00 | 150,000.00 | |
| WARR | Warrants | 329,579.60 | 0.00 | |
| | | | | -48,119.58 |
| MMA1919 | DR 21-07 Public Assistance | | | -173,457.81 |
| RXFR | Transfer (Regular) | 342.84 | 0.00 | |
| WARR | Warrants | 126,273.58 | 0.00 | |
| | | | | -46,841.39 |
| MMA2001 | Disaster Asist Haz Mitigation | | | 0.00 |
| RXFR | Transfer (Regular) | 150,000.00 | 150,000.00 | |
| | | | | 0.00 |
| MMA2003 | Disaster Asst COVID19 | | | -81,169.25 |
| RCPT | Receipt | 0.00 | 394.22 | |
| RXFR | Transfer (Regular) | 29,207.53 | 92.47 | |
| WARR | Warrants | 51,748.30 | 0.00 | |
| | | | | -700.11 |
| MMA2004 | EO 20-04 Individual Assistanc | | | -85,100.00 |
| RXFR | Transfer (Regular) | 2,517.99 | 0.00 | |
| | | | | -82,582.01 |
| MMA2013 | Disaster Assistance (0620) | | | -123,525.00 |
| WARR | Warrants | 13,150.00 | 0.00 | |
| | | | | -110,375.00 |
| MMA2047 | EO 20-47 Hazard Mitigation | | | -1,091,718.37 |
| RXFR | Transfer (Regular) | 0.00 | 260,375.00 | |
| WARR | Warrants | 1,209,027.90 | 0.00 | |
| | | | | -143,065.47 |
| MMA2049 | EO 20-49 Hazard Mitigation | | | -16,010.40 |
| WARR | Warrants | 16,005.00 | 0.00 | |
| | | | | -5.40 |

Fund Transaction by Type

Start Date:7/1/21 End Date:12/31/21

| Fund | Fund Description | Beginning Balance | Ending Balance | |
|----------------|--|----------------------|----------------|----------------------|
| Type | Type Description | Debits | Credits | |
| MMA2109 | Emergency Response EO 21-0 | 0.00 | | |
| RXFR | Transfer (Regular) | 1,688.60 | 100,000.00 | |
| | | | | -98,311.40 |
| MMA2112 | DR 21-12 Individual Assistance | 0.00 | | |
| RXFR | Transfer (Regular) | 0.00 | 400,000.00 | |
| WARR | Warrants | 183,350.00 | 0.00 | |
| | | | | -216,650.00 |
| MMA2114 | Gov Resp&Recovery Fund DR | 0.00 | | |
| RXFR | Transfer (Regular) | 672,382.79 | 672,382.79 | |
| | | | | 0.00 |
| MMA2115 | Hazard Mitigation EO 21-15 | 0.00 | | |
| RXFR | Transfer (Regular) | 0.00 | 5,106,123.05 | |
| WARR | Warrants | 96,830.35 | 0.00 | |
| | | | | -5,009,292.70 |
| MMA2117 | Hazard Mitigation EO21-17 062 | 0.00 | | |
| RXFR | Transfer (Regular) | 0.00 | 150,000.00 | |
| | | | | -150,000.00 |
| MMA2118 | Emergency Response EO 21-1 | 0.00 | | |
| RXFR | Transfer (Regular) | 0.00 | 100,000.00 | |
| | | | | -100,000.00 |
| MMB0200 | | 0.00 | | |
| RXFR | Transfer (Regular) | 11,710.68 | 11,710.68 | |
| | | | | 0.00 |
| MMD0100 | AOC Trial Ct Adm (0023) | -1,770,385.24 | | |
| RXFR | Transfer (Regular) | 4,002,342.24 | 4,156,263.48 | |
| WARR | Warrants | 417,752.76 | 0.00 | |
| | | | | -1,506,553.72 |
| MMT0200 | Massage Therapy (0645) | -306,202.46 | | |
| COFF | Checks Charged Off | 185.00 | 0.00 | |
| RADJ | Receipt Adjustment | 850.00 | 850.00 | |
| RCPT | Receipt | 0.00 | 70,762.00 | |
| RXFR | Transfer (Regular) | 41,323.44 | 1,149.11 | |
| SDIS | Distribution (Special Fund) | 0.00 | 66,618.15 | |
| SPEC | Special Reversing Entry | 69,548.25 | 1,881.25 | |
| | | | | -335,556.28 |
| MMV0000 | Motor Vehicle Acquisition | -3,000,000.00 | | |
| RXFR | Transfer (Regular) | 3,000,000.00 | 0.00 | |
| | | | | 0.00 |
| MMV0200 | Motor Vehicle Acquisition M&F | -700,810.44 | | |
| RXFR | Transfer (Regular) | 152,820.90 | 460,877.48 | |
| | | | | -1,008,867.02 |
| MMV0400 | MVAR-M & R | -4,402,962.69 | | |
| RXFR | Transfer (Regular) | 4,315.00 | 0.00 | |
| | | | | -4,398,647.69 |
| MMV1D00 | MVAR-115 SAU Tech | -3,616.00 | | |
| RCPT | Receipt | 0.00 | 30,792.00 | |
| WARR | Warrants | 2,016.00 | 0.00 | |
| | | | | -32,392.00 |
| MMV1F00 | MVAR-125 ASU Jonesboro | -2,983.36 | | |
| RCPT | Receipt | 0.00 | 112,839.96 | |

Fund Transaction by Type

Start Date:7/1/21 End Date:12/31/21

| Fund | Fund Description | Beginning Balance | Ending Balance | |
|----------------|-------------------------------------|--------------------|----------------|--------------------|
| Type | Type Description | Debits | Credits | |
| | | | | -115,823.32 |
| MMV1H00 | MVAR-135 UAF | -151,488.63 | | |
| RCPT | Receipt | 0.00 | 347,827.00 | |
| WARR | Warrants | 181,995.00 | 0.00 | |
| | | | | -317,320.63 |
| MMV1J00 | MVAR-150 UAMS | -142,363.25 | | |
| RCPT | Receipt | 0.00 | 65,120.00 | |
| WARR | Warrants | 82,188.00 | 0.00 | |
| | | | | -125,295.25 |
| MMV1K00 | MVAR-155 UAM | -2,180.00 | | |
| RCPT | Receipt | 0.00 | 22,585.00 | |
| | | | | -24,765.00 |
| MMV1L00 | MVAR-160 UAPB | -316,919.82 | | |
| WARR | Warrants | 156,291.92 | 0.00 | |
| | | | | -160,627.90 |
| MMV1M00 | MVAR-165 UCA | -33,369.34 | | |
| RCPT | Receipt | 0.00 | 57,865.96 | |
| WARR | Warrants | 32,777.96 | 0.00 | |
| | | | | -58,457.34 |
| MMV1V00 | MVAR-198 NW CC | 0.00 | | |
| RCPT | Receipt | 0.00 | 29,737.00 | |
| | | | | -29,737.00 |
| MMV1X00 | MVAR-177 Mid So CC | -28,628.00 | | |
| RCPT | Receipt | 0.00 | 1,350.00 | |
| | | | | -29,978.00 |
| MMV2E00 | MV-Tobacco Ctl Brd | -269,925.09 | | |
| RXFR | Transfer (Regular) | 241,192.00 | 30,173.51 | |
| | | | | -58,906.60 |
| MMV4B00 | Agri Dept (0620) | -410,471.82 | | |
| RXFR | Transfer (Regular) | 318,336.00 | 208,317.00 | |
| | | | | -300,452.82 |
| MMV4F00 | MVAR Insurance | -75,933.55 | | |
| RXFR | Transfer (Regular) | 59,483.00 | 11,147.44 | |
| | | | | -27,597.99 |
| MMV4L00 | MVAR DIS | -18,791.00 | | |
| RXFR | Transfer (Regular) | 18,791.00 | 0.00 | |
| | | | | 0.00 |
| MMV4M00 | MVAR Correct | -279,564.41 | | |
| RXFR | Transfer (Regular) | 109,497.00 | 292.40 | |
| | | | | -170,359.81 |
| MMV4N00 | MVAR Cmty Punishment | -844,203.06 | | |
| RXFR | Transfer (Regular) | 676,699.00 | 288,790.94 | |
| | | | | -456,295.00 |
| MMV4Q00 | MVAR 0440 OIL & GAS COMM | 0.00 | | |
| RXFR | Transfer (Regular) | 0.00 | 107,346.00 | |
| | | | | -107,346.00 |
| MMV5G00 | MVAR VT Rehab | -126,975.00 | | |
| RXFR | Transfer (Regular) | 0.00 | 20,080.00 | |
| | | | | -147,055.00 |
| MMV6B00 | MVAR ABC | -236,256.00 | | |

Fund Transaction by Type

Start Date:7/1/21 End Date:12/31/21

| Fund | Fund Description | Beginning Balance | | Ending Balance |
|----------------|---|----------------------|--------------|----------------|
| Type | Type Description | Debits | Credits | |
| RXFR | Transfer (Regular) | 180,894.00 | 0.00 | -55,362.00 |
| MMV6C00 | MVAR ABC Enf | -61,373.00 | | |
| RXFR | Transfer (Regular) | 60,298.00 | 0.00 | -1,075.00 |
| MMV6G00 | MVAR Health | -98,597.44 | | |
| RXFR | Transfer (Regular) | 0.00 | 86,723.35 | -185,320.79 |
| MMV6Q00 | MVAR SEAC | -16,673.62 | | |
| RCPT | Receipt | 0.00 | 29,884.00 | |
| WARR | Warrants | 29,884.00 | 0.00 | -16,673.62 |
| MMV7B00 | MVAR DHS | -350,458.50 | | |
| RXFR | Transfer (Regular) | 23,421.36 | 119,132.66 | -446,169.80 |
| MMV8C00 | MVAR DAH Central | -15,776.00 | | |
| RXFR | Transfer (Regular) | 41,793.00 | 70,987.00 | -44,970.00 |
| MMV9A00 | MVAR Dept of Parks & Tourisn | -278,489.01 | | |
| RXFR | Transfer (Regular) | 35,685.00 | 92,203.00 | -335,007.01 |
| MMV9C00 | MVAR AR Dept of Eviron Quali | -73,750.57 | | |
| RXFR | Transfer (Regular) | 0.00 | 8,439.23 | -82,189.80 |
| MMV9F00 | MVAR State Police | -1,839,007.44 | | |
| RXFR | Transfer (Regular) | 1,120,041.57 | 3,062,289.00 | -3,781,254.87 |
| MMV9G00 | MVAR Military | -62,588.00 | | |
| RXFR | Transfer (Regular) | 48,207.00 | 84,896.00 | -99,277.00 |
| MMV9I00 | MVAR AR Crime Information C | -21,350.00 | | |
| RXFR | Transfer (Regular) | 20,350.00 | 0.00 | -1,000.00 |
| MMV9M00 | MVAR-9914Dept Trans&Shar S | -22,890.00 | | |
| RXFR | Transfer (Regular) | 0.00 | 4,315.00 | -27,205.00 |
| MNA0100 | Information Network of AR-Op | -2,511,729.85 | | |
| RCPT | Receipt | 0.00 | 117,593.00 | -2,629,322.85 |
| MNU0000 | Umilical Cord Blood 777/09 | -570.00 | | |
| RXFR | Transfer (Regular) | 0.00 | 506.00 | |
| WARR | Warrants | 1,069.00 | 0.00 | -7.00 |
| MPC9140 | Purchase/Travel Card 19-5-122 | -1,655,207.89 | | |
| RCPT | Receipt | 0.00 | 815,106.36 | |
| RXFR | Transfer (Regular) | 800,393.89 | 39,286.23 | |
| WARR | Warrants | 580,269.75 | 0.00 | -1,128,936.84 |
| MPH0200 | Property Sales Holding | -754,881.27 | | |
| RXFR | Transfer (Regular) | 1,765,465.99 | 1,572,786.17 | |

Fund Transaction by Type

Start Date:7/1/21 End Date:12/31/21

| Fund | Fund Description | Beginning Balance | | Ending Balance |
|----------------|--|-----------------------|---------------|-----------------------|
| Type | Type Description | Debits | Credits | |
| WARR | Warrants | 424,654.02 | 0.00 | |
| | | | | -137,547.43 |
| MPH9140 | Stwd SS Prop Sales Hold OSP | -184,673.90 | | |
| RXFR | Transfer (Regular) | 265,200.55 | 389,204.86 | |
| WARR | Warrants | 112,662.72 | 0.00 | |
| | | | | -196,015.49 |
| MPH9141 | Stwd SS Prop Sales Hold ODP | -647,350.11 | | |
| COFF | Checks Charged Off | 776.92 | 0.00 | |
| RCPT | Receipt | 0.00 | 1,985,282.05 | |
| RXFR | Transfer (Regular) | 2,322,921.58 | 36,897.90 | |
| WARR | Warrants | 6,855.91 | 0.00 | |
| | | | | -338,975.65 |
| MPH9142 | Marketing & Redistribution Re | 0.00 | | |
| RXFR | Transfer (Regular) | 0.00 | 399,806.33 | |
| | | | | -399,806.33 |
| MPL0645 | Lead Based Paint Haz (0645) | -359,566.46 | | |
| RCPT | Receipt | 0.00 | 8,924.49 | |
| SDIS | Distribution (Special Fund) | 0.00 | 8,786.15 | |
| SPEC | Special Reversing Entry | 8,924.49 | 0.00 | |
| | | | | -368,352.61 |
| MPS0000 | Pub Sa Equip Grant Prog786/ : | 0.00 | | |
| RCPT | Receipt | 0.00 | 500,000.00 | |
| RXFR | Transfer (Regular) | 14,200.00 | 14,200.00 | |
| | | | | -500,000.00 |
| MPT0100 | AR Parks & Trsm-Parks Div | -551,196.04 | | |
| RXFR | Transfer (Regular) | 136,038.06 | 256,243.43 | |
| WARR | Warrants | 14,040.29 | 0.00 | |
| | | | | -657,361.12 |
| MPT0200 | AR Parks & Trsm-Outdoor Grn | -6,869,801.24 | | |
| RXFR | Transfer (Regular) | 477,481.69 | 3,204,877.53 | |
| SDIS | Distribution (Special Fund) | 0.00 | 2,891,130.76 | |
| SPEC | Special Reversing Entry | 3,204,877.53 | 221,254.46 | |
| WARR | Warrants | 1,031,621.21 | 0.00 | |
| | | | | -8,473,083.56 |
| MPW0000 | AR Port&Waterway Dev Grant | -1,296,643.07 | | |
| RXFR | Transfer (Regular) | 0.00 | 605,201.67 | |
| WARR | Warrants | 38,692.00 | 0.00 | |
| | | | | -1,863,152.74 |
| MQA0000 | Quick Action Closing Act 510/ | -96,944,735.38 | | |
| RCPT | Receipt | 0.00 | 300,457.62 | |
| RXFR | Transfer (Regular) | 406,804.75 | 0.00 | |
| WARR | Warrants | 651,724.66 | 0.00 | |
| | | | | -96,186,663.59 |
| MRD0000 | RainyDay Act 1084/2017 | -4,998,700.85 | | |
| RXFR | Transfer (Regular) | 5,607,000.00 | 11,772,475.00 | |
| | | | | -11,164,175.85 |
| MRDHOLD | Rainy Day Holding 19-5-1262 | -1,572,475.00 | | |
| RXFR | Transfer (Regular) | 1,572,475.00 | 0.00 | |
| | | | | 0.00 |
| MRE0401 | DFA Build Auth RE (615) | -860,276.88 | | |

Fund Transaction by Type

Start Date:7/1/21 End Date:12/31/21

| Fund | Fund Description | Beginning Balance | | Ending Balance |
|----------------|--|-----------------------|------------------|-----------------------|
| Type | Type Description | Debits | Credits | |
| WARR | Warrants | 13,948.21 | 0.00 | |
| | | | | -846,328.67 |
| MRF0101 | Rural Fire Protection 19-5-1011 | -500,196.23 | | |
| RCPT | Receipt | 0.00 | 181,251.04 | |
| WARR | Warrants | 118,737.45 | 0.00 | |
| | | | | -562,709.82 |
| MRN0000 | AR River Nav Sys | -3,464,025.21 | | |
| RXFR | Transfer (Regular) | 0.00 | 1,412,137.23 | |
| | | | | -4,876,162.44 |
| MRP0100 | DHS-MEDICAID REBATE REV(| 0.00 | | |
| RCPT | Receipt | 0.00 | 145,562,494.09 | |
| RXFR | Transfer (Regular) | 145,562,494.09 | 0.00 | |
| | | | | 0.00 |
| MRR0000 | Restricted Reserve Fund (0610 | -65,207,148.00 | | |
| RXFR | Transfer (Regular) | 1,202,515,650.19 | 1,137,308,502.19 | |
| | | | | 0.00 |
| MRRASPV | ASP Vehicles 3/5Vote | 0.00 | | |
| RXFR | Transfer (Regular) | 0.00 | 3,000,000.00 | |
| | | | | -3,000,000.00 |
| MRRDCLP | DOC Lease Payments | 0.00 | | |
| RXFR | Transfer (Regular) | 5,752,086.24 | 16,980,543.12 | |
| | | | | -11,228,456.88 |
| MRRESPS | Econ Stimulus Prog | 0.00 | | |
| RXFR | Transfer (Regular) | 2,800,000.00 | 5,800,000.00 | |
| | | | | -3,000,000.00 |
| MRREXLG | Exec/Leg 3/5 Vote | 0.00 | | |
| RXFR | Transfer (Regular) | 99,719,819.00 | 149,719,819.00 | |
| | | | | -50,000,000.00 |
| MRRURRM | Unallocated RR Maj | 0.00 | | |
| RXFR | Transfer (Regular) | 4,157,891.00 | 32,549,610.54 | |
| | | | | -28,391,719.54 |
| MSD0000 | Skills Development 19-5-1267 | -21,820,013.97 | | |
| GDIS | Distribution (General Fund) | 0.00 | 2,166,670.44 | |
| RCPT | Receipt | 0.00 | 2,008.03 | |
| RXFR | Transfer (Regular) | 1,283,650.26 | 8,791,113.28 | |
| WARR | Warrants | 2,865,437.89 | 0.00 | |
| | | | | -28,630,717.57 |
| MSD0100 | Skills Development Admin | -549,871.38 | | |
| RCPT | Receipt | 0.00 | 524.98 | |
| RXFR | Transfer (Regular) | 339,811.12 | 1,092,590.92 | |
| WARR | Warrants | 885,203.99 | 0.00 | |
| | | | | -417,972.17 |
| MSH0000 | Safe Harbor Exploited Childre | -70,969.74 | | |
| RCPT | Receipt | 0.00 | 1,707.50 | |
| | | | | -72,677.24 |
| MSR0100 | St Military Sp Revl | -241,110.44 | | |
| RXFR | Transfer (Regular) | 1,678.00 | 0.00 | |
| | | | | -239,432.44 |
| MST0100 | AEDC-AR Acceleration (790) | -5,679.71 | | |
| RCPT | Receipt | 0.00 | 225,776.05 | |

Fund Transaction by Type

Start Date:7/1/21 End Date:12/31/21

| Fund | Fund Description | Beginning Balance | | Ending Balance |
|----------------|--------------------------------------|-----------------------|---------------|-----------------------|
| Type | Type Description | Debits | Credits | |
| RXFR | Transfer (Regular) | 0.00 | 500,000.00 | |
| | | | | -731,455.76 |
| MTA0000 | Miscellaneous Revolving | 1,044.99 | | |
| RCPT | Receipt | 0.00 | 1,270,098.00 | |
| RXFR | Transfer (Regular) | 1,212,324.94 | 1,273.88 | |
| | | | | -58,001.95 |
| MTA0201 | Misc Revl-Widow/Depnd Chldr | -345,313.71 | | |
| CTAX | Claims & Taxes | 0.00 | 33,050.27 | |
| RXFR | Transfer (Regular) | 0.00 | 1,014,505.58 | |
| WARR | Warrants | 870,836.19 | 0.00 | |
| | | | | -522,033.37 |
| MTA0300 | DFA-Miscellaneous Revl-Reve | -110,294.33 | | |
| CTAX | Claims & Taxes | 0.00 | 351,194.58 | |
| RXFR | Transfer (Regular) | 16,924.74 | 0.00 | |
| WARR | Warrants | 344,384.24 | 0.00 | |
| | | | | -100,179.93 |
| MTA0301 | Sales/Use Tax Refunds (0630) | -18,973,978.24 | | |
| RXFR | Transfer (Regular) | 374,763.13 | 53,675,849.56 | |
| WARR | Warrants | 55,859,521.53 | 0.00 | |
| | | | | -16,415,543.14 |
| MTA0302 | Motor Fuel Tax Ref (0630) | -83,200.80 | | |
| RXFR | Transfer (Regular) | 0.00 | 317,283.60 | |
| WARR | Warrants | 341,505.26 | 0.00 | |
| | | | | -58,979.14 |
| MTA0303 | Natl Gas Sev Tax Ref (0630) | -4,017.89 | | |
| RXFR | Transfer (Regular) | 0.00 | 12,057.47 | |
| WARR | Warrants | 11,957.47 | 0.00 | |
| | | | | -4,117.89 |
| MTA0304 | Alcohol Tax Refunds (0630) | -30,678.21 | | |
| CTAX | Claims & Taxes | 350.00 | 18,800.00 | |
| RXFR | Transfer (Regular) | 0.00 | 4,153.07 | |
| WARR | Warrants | 604.50 | 0.00 | |
| | | | | -52,676.78 |
| MTA0305 | Soft Drink Tax Refunds (0630) | -18,731.53 | | |
| RXFR | Transfer (Regular) | 0.00 | 1,562,507.26 | |
| WARR | Warrants | 1,576,825.93 | 0.00 | |
| | | | | -4,412.86 |
| MTA0306 | Cigarette/Tobacco Tax Ref 063 | -2,068.62 | | |
| RXFR | Transfer (Regular) | 0.00 | 24,093.32 | |
| WARR | Warrants | 25,789.52 | 0.00 | |
| | | | | -372.42 |
| MTA0307 | Severance Tax Refunds (0630) | -62,239.45 | | |
| RXFR | Transfer (Regular) | 0.00 | 1,716.02 | |
| WARR | Warrants | 59,099.07 | 0.00 | |
| | | | | -4,856.40 |
| MTA0308 | Amusement Tax Refunds (0630) | -197.50 | | |
| RXFR | Transfer (Regular) | 0.00 | 25.00 | |
| WARR | Warrants | 75.00 | 0.00 | |
| | | | | -147.50 |
| MTA0309 | Vending Device Refunds (0630) | -4,524.75 | | |

Fund Transaction by Type

Start Date:7/1/21 End Date:12/31/21

| Fund | Fund Description | Beginning Balance | Ending Balance |
|----------------|---|--------------------|--------------------|
| Type | Type Description | Debits | Credits |
| RXFR | Transfer (Regular) | 0.00 | 19,540.00 |
| WARR | Warrants | 23,825.25 | 0.00 |
| | | | -239.50 |
| MTA0311 | Swine Disease Refunds (0630) | 0.00 | |
| RXFR | Transfer (Regular) | 0.00 | 150.56 |
| WARR | Warrants | 150.56 | 0.00 |
| | | | 0.00 |
| MTA0313 | Corn/Grain/Sorgum Refund (0630) | -1,278.95 | |
| RXFR | Transfer (Regular) | 0.00 | 8,503.42 |
| WARR | Warrants | 2,361.79 | 0.00 |
| | | | -7,420.58 |
| MTA0314 | Rice Assessment Refund (0630) | -865.91 | |
| RXFR | Transfer (Regular) | 0.00 | 4,335.54 |
| WARR | Warrants | 4,335.54 | 0.00 |
| | | | -865.91 |
| MTA0315 | Soybean Assessment Refund (0630) | -30.00 | |
| RXFR | Transfer (Regular) | 0.00 | 148,749.32 |
| WARR | Warrants | 5,081.11 | 0.00 |
| | | | -143,698.21 |
| MTA0316 | Wheat Assessment Refund (0630) | -1,149.04 | |
| RXFR | Transfer (Regular) | 0.00 | 1,330.18 |
| WARR | Warrants | 1,330.18 | 0.00 |
| | | | -1,149.04 |
| MTA0317 | Craft Trng Permits Refund 0630 | -847.12 | |
| RXFR | Transfer (Regular) | 0.00 | 2,583.91 |
| WARR | Warrants | 3,431.03 | 0.00 |
| | | | 0.00 |
| MTA0318 | Telephone Tariff (0630) | -609.12 | |
| RXFR | Transfer (Regular) | 0.00 | 387.17 |
| | | | -996.29 |
| MTA0319 | WasteTireFeeRefund (0630) | -5,000.41 | |
| RXFR | Transfer (Regular) | 0.00 | 9,626.35 |
| WARR | Warrants | 11,473.33 | 0.00 |
| | | | -3,153.43 |
| MTA0321 | Bingo Tax/Fee Refunds | -115.00 | |
| RXFR | Transfer (Regular) | 0.00 | 175.00 |
| WARR | Warrants | 175.00 | 0.00 |
| | | | -115.00 |
| MTA0322 | Misc Revol RET Tx/AdVal (0630) | -26,951.30 | |
| RXFR | Transfer (Regular) | 2,999.70 | 84,717.90 |
| WARR | Warrants | 70,376.10 | 0.00 |
| | | | -38,293.40 |
| MTA0325 | Car Wash Refunds 19-5-1009 | -139.00 | |
| WARR | Warrants | 139.00 | 0.00 |
| | | | 0.00 |
| MTA0326 | Corp Fran Tax Ref 19-5-1009 | -8,731.67 | |
| WARR | Warrants | 1,361.14 | 0.00 |
| | | | -7,370.53 |
| MTA03DS | Misc Revolv DrvSvcs (0630) | -198,924.35 | |
| RXFR | Transfer (Regular) | 2,586.97 | 73,143.97 |

Fund Transaction by Type

Start Date:7/1/21 End Date:12/31/21

| Fund | Fund Description | Beginning Balance | | Ending Balance |
|----------------|---|-----------------------|---------------|-----------------------|
| Type | Type Description | Debits | Credits | |
| WARR | Warrants | 57,335.34 | 0.00 | |
| | | | | -212,146.01 |
| MTA03MV | MiscRevolv MotorVeh (0630) | -2,581,037.53 | | |
| RXFR | Transfer (Regular) | 0.00 | 2,438,615.15 | |
| WARR | Warrants | 1,767,703.93 | 0.00 | |
| | | | | -3,251,948.75 |
| MTA0401 | Misc Revl-Ins Dept-Pub Sch Cl | -433,004.78 | | |
| RCPT | Receipt | 0.00 | 20,044.64 | |
| WARR | Warrants | 11,105.00 | 0.00 | |
| | | | | -441,944.42 |
| MTA0402 | Misc Revl-Ins Dept-Co Claims | -33,619.19 | | |
| RCPT | Receipt | 0.00 | 27.70 | |
| WARR | Warrants | 1,484.58 | 0.00 | |
| | | | | -32,162.31 |
| MTA0403 | Misc Revl-Ins Dept-City Claims | -286,334.70 | | |
| RCPT | Receipt | 0.00 | 31.63 | |
| WARR | Warrants | 4,044.52 | 0.00 | |
| | | | | -282,321.81 |
| MTA0404 | Misc Revl-Ins Dept-Overpayme | -1,406,895.44 | | |
| CTAX | Claims & Taxes | 890,262.73 | 2,517,701.68 | |
| SDIS | Distribution (Special Fund) | 0.00 | 0.00 | |
| SPEC | Special Reversing Entry | 120.00 | 120.00 | |
| WARR | Warrants | 1,229,476.46 | 0.00 | |
| | | | | -1,804,857.93 |
| MTA2100 | Misc Revl-St Empl Bikt Bnd Pr | -37.08 | | |
| RCPT | Receipt | 0.00 | 788.53 | |
| RXFR | Transfer (Regular) | 258,137.07 | 258,137.07 | |
| | | | | -825.61 |
| MTA6300 | Misc Rev-Corp Fees & Tax Ref | -68,282.62 | | |
| CTAX | Claims & Taxes | 10,727.32 | 237,232.59 | |
| WARR | Warrants | 261,511.25 | 0.00 | |
| | | | | -33,276.64 |
| MUI0000 | Unemploy Ins Adm §19-5-1230 | -12,328,314.03 | | |
| RCPT | Receipt | 0.00 | 6,000,000.00 | |
| RXFR | Transfer (Regular) | 17,709,124.87 | 13,232,986.31 | |
| | | | | -13,852,175.47 |
| MUI0100 | Unempl Insurance Modernizati | 0.00 | | |
| RXFR | Transfer (Regular) | 0.00 | 9,934,124.87 | |
| | | | | -9,934,124.87 |
| MUP0101 | Unpaved Roads Prog | -300,000.00 | | |
| RXFR | Transfer (Regular) | 0.00 | 300,000.00 | |
| WARR | Warrants | 257,176.00 | 0.00 | |
| | | | | -342,824.00 |
| MWA0100 | Geology Map Resale Revolvin | -42,861.15 | | |
| RCPT | Receipt | 0.00 | 2,414.73 | |
| RXFR | Transfer (Regular) | 0.00 | 90.50 | |
| WARR | Warrants | 505.34 | 0.00 | |
| | | | | -44,861.04 |
| MWH0200 | ADEM Federal Surplus 1187/05 | -215,207.77 | | |
| RADJ | Receipt Adjustment | 5,045.00 | 5,045.00 | |

Fund Transaction by Type

Start Date:7/1/21 End Date:12/31/21

| Fund | Fund Description | Beginning Balance | | Ending Balance |
|----------------|---------------------------------------|-----------------------|--------------|-----------------------|
| Type | Type Description | Debits | Credits | |
| RCPT | Receipt | 0.00 | 736,206.70 | |
| RXFR | Transfer (Regular) | 328,195.90 | 1,276.50 | |
| WARR | Warrants | 289,759.59 | 0.00 | |
| | | | | -334,735.48 |
| MWH0400 | FSP-State Program 19-11-601 | -27,480.35 | | |
| RCPT | Receipt | 0.00 | 18,015.12 | |
| | | | | -45,495.47 |
| MWJ0101 | DFA Build Auth Admin (615) | -10,303,416.74 | | |
| RCPT | Receipt | 0.00 | 7,750,640.52 | |
| RXFR | Transfer (Regular) | 2,027,359.35 | 81,959.51 | |
| WARR | Warrants | 6,013,679.40 | 0.00 | |
| | | | | -10,094,978.02 |
| MWJ0201 | Justice Bldg Oper (0615) | -50,201.74 | | |
| RXFR | Transfer (Regular) | 60,121.43 | 315,218.76 | |
| WARR | Warrants | 247,006.21 | 0.00 | |
| | | | | -58,292.86 |
| MWJ0301 | Critical Maintenance (615) | -5,747,316.36 | | |
| RXFR | Transfer (Regular) | 0.00 | 1,205,774.98 | |
| WARR | Warrants | 1,895,081.31 | 0.00 | |
| | | | | -5,058,010.03 |
| MWS0000 | Workforce Services § 19-5-123 | -200,895.25 | | |
| GDIS | Distribution (General Fund) | 0.00 | 2,779,784.14 | |
| RXFR | Transfer (Regular) | 2,046,357.54 | 0.00 | |
| | | | | -934,321.85 |
| MWS0100 | Adult Education Oper 19-5-123 | -258,065.26 | | |
| RXFR | Transfer (Regular) | 726,313.72 | 864,098.85 | |
| WARR | Warrants | 146,949.98 | 0.00 | |
| | | | | -248,900.41 |
| MWW0000 | Wastwater Licensing | -484,376.86 | | |
| COFF | Checks Charged Off | 240.00 | 0.00 | |
| RCPT | Receipt | 0.00 | 122,020.00 | |
| RXFR | Transfer (Regular) | 55,287.10 | 0.00 | |
| WARR | Warrants | 16,640.50 | 0.00 | |
| | | | | -534,229.26 |
| NAB0000 | DFA-ABC-Admin-Int Treas | -5,429.11 | | |
| DXFR | Transfer (Deduction) | 0.00 | 6.95 | |
| RXFR | Transfer (Regular) | 5,432.53 | 0.00 | |
| | | | | -3.53 |
| NAC0000 | Admin Off Of Crts-Interest Tre | -114,688.53 | | |
| DXFR | Transfer (Deduction) | 0.00 | 455.24 | |
| RCPT | Receipt | 0.00 | 29,527.34 | |
| WARR | Warrants | 21,211.29 | 0.00 | |
| | | | | -123,459.82 |
| NAC0200 | Adm Office of Courts Treas Int | -234,065.25 | | |
| DXFR | Transfer (Deduction) | 0.00 | 878.60 | |
| RCPT | Receipt | 0.00 | 2,775.00 | |
| WARR | Warrants | 43,932.57 | 0.00 | |
| | | | | -193,786.28 |
| NAC0300 | AOC Court Mgmt Prog (0023) | -34,785.84 | | |
| DXFR | Transfer (Deduction) | 0.00 | 117.61 | |
| RCPT | Receipt | 0.00 | 3,600.00 | |

Fund Transaction by Type

Start Date:7/1/21 End Date:12/31/21

| Fund | Fund Description | Beginning Balance | | Ending Balance |
|----------------|---|----------------------|------------|----------------------|
| Type | Type Description | Debits | Credits | |
| WARR | Warrants | 12,766.07 | 0.00 | |
| | | | | -25,737.38 |
| NAC0500 | Court Automation Project (002) | -10,887.63 | | |
| DXFR | Transfer (Deduction) | 0.00 | 42.31 | |
| | | | | -10,929.94 |
| NAC0600 | Court Interpreters-Cash-Treas | -5,785.04 | | |
| DXFR | Transfer (Deduction) | 0.00 | 23.44 | |
| RCPT | Receipt | 0.00 | 1,225.00 | |
| WARR | Warrants | 708.33 | 0.00 | |
| | | | | -6,325.15 |
| NAC0700 | AOC Statewide Software Licer | -8,770.39 | | |
| DXFR | Transfer (Deduction) | 0.00 | 31.35 | |
| RCPT | Receipt | 0.00 | 1,577.30 | |
| WARR | Warrants | 2,663.92 | 0.00 | |
| | | | | -7,715.12 |
| NAD0000 | Agri Cash Operations (0400) | -943,686.35 | | |
| DXFR | Transfer (Deduction) | 0.00 | 3,587.63 | |
| RCPT | Receipt | 0.00 | 55,822.20 | |
| RXFR | Transfer (Regular) | 1,960.00 | 77,004.40 | |
| WARR | Warrants | 122,141.73 | 0.00 | |
| | | | | -955,998.85 |
| NAD0100 | Agri Cash Oper-Fair Cons Gra | -4,303.26 | | |
| DXFR | Transfer (Deduction) | 0.00 | 16.71 | |
| | | | | -4,319.97 |
| NAG2015 | Cash Fund for AG FY2015 | -38.57 | | |
| DXFR | Transfer (Deduction) | 0.00 | 0.14 | |
| | | | | -38.71 |
| NAH0000 | Athletic Comm Restricted Res | 0.00 | | |
| DXFR | Transfer (Deduction) | 0.00 | 1,013.01 | |
| RXFR | Transfer (Regular) | 0.00 | 325,000.00 | |
| | | | | -326,013.01 |
| NAI0000 | Architect/Landscape/Int Desig | -2,942,828.26 | | |
| COFF | Checks Charged Off | 600.00 | 0.00 | |
| DXFR | Transfer (Deduction) | 0.00 | 11,802.55 | |
| RCPT | Receipt | 0.00 | 238,536.08 | |
| RXFR | Transfer (Regular) | 79,680.94 | 543.16 | |
| WARR | Warrants | 42,741.12 | 0.00 | |
| | | | | -3,070,687.99 |
| NAL0000 | ALB Cash in Treasury (0210) | 0.00 | | |
| DXFR | Transfer (Deduction) | 0.00 | 44.17 | |
| RCPT | Receipt | 0.00 | 45,657.68 | |
| RXFR | Transfer (Regular) | 19,166.73 | 91.50 | |
| WARR | Warrants | 2,752.09 | 0.00 | |
| | | | | -23,874.53 |
| NAR0000 | Appraiser Lic & Cert Brd Treas | -1,192,080.18 | | |
| DXFR | Transfer (Deduction) | 0.00 | 4,539.64 | |
| RCPT | Receipt | 0.00 | 115,000.30 | |
| RXFR | Transfer (Regular) | 114,329.67 | 16,310.28 | |
| WARR | Warrants | 63,305.26 | 0.00 | |
| | | | | -1,150,295.47 |
| NAT0000 | AR St Athletic Trng Brd (0208) | -219,951.51 | | |

Fund Transaction by Type

Start Date:7/1/21 End Date:12/31/21

| Fund | Fund Description | Beginning Balance | | Ending Balance |
|----------------|--------------------------------------|----------------------|------------|----------------------|
| Type | Type Description | Debits | Credits | |
| COFF | Checks Charged Off | 50.00 | 0.00 | |
| DXFR | Transfer (Deduction) | 0.00 | 862.40 | |
| RCPT | Receipt | 0.00 | 10,800.00 | |
| RXFR | Transfer (Regular) | 4.45 | 0.00 | |
| WARR | Warrants | 7,614.75 | 0.00 | |
| | | | | -223,944.71 |
| NAU0000 | Board of Acupuncture 19-4-50: | -21,128.90 | | |
| DXFR | Transfer (Deduction) | 0.00 | 92.34 | |
| RCPT | Receipt | 0.00 | 13,000.00 | |
| RXFR | Transfer (Regular) | 4.45 | 0.00 | |
| WARR | Warrants | 1,082.83 | 0.00 | |
| | | | | -33,133.96 |
| NBA0301 | Cash in Treasury Asbestos | -2,884,384.93 | | |
| DXFR | Transfer (Deduction) | 0.00 | 11,210.39 | |
| | | | | -2,895,595.32 |
| NBB0000 | Bail Bondsman Cash | -77,390.41 | | |
| WARR | Warrants | 10,000.00 | 0.00 | |
| | | | | -67,390.41 |
| NBE0000 | Barber Examiners Bd 50/09 | -281,271.79 | | |
| DXFR | Transfer (Deduction) | 0.00 | 1,297.90 | |
| RCPT | Receipt | 0.00 | 211,560.62 | |
| RXFR | Transfer (Regular) | 85,865.15 | 0.00 | |
| WARR | Warrants | 23,717.36 | 0.00 | |
| | | | | -384,547.80 |
| NBO0000 | Board of Optomet Cash 19-4-5 | -70,341.76 | | |
| COFF | Checks Charged Off | 60.00 | 0.00 | |
| DXFR | Transfer (Deduction) | 0.00 | 159.91 | |
| RADJ | Receipt Adjustment | 70.00 | 70.00 | |
| RCPT | Receipt | 0.00 | 48,658.84 | |
| RXFR | Transfer (Regular) | 47,854.75 | 0.00 | |
| WARR | Warrants | 17,281.63 | 0.00 | |
| | | | | -53,964.13 |
| NBP0000 | Psychology Bd Operations Cl | -780,161.59 | | |
| COFF | Checks Charged Off | 217.61 | 0.00 | |
| DXFR | Transfer (Deduction) | 0.00 | 3,004.15 | |
| RCPT | Receipt | 0.00 | 45,122.72 | |
| RXFR | Transfer (Regular) | 48,871.12 | 145.80 | |
| WARR | Warrants | 18,554.84 | 0.00 | |
| | | | | -760,790.69 |
| NBS0100 | Cemetery Operating Fund (042 | -64,722.59 | | |
| DXFR | Transfer (Deduction) | 0.00 | 212.18 | |
| RCPT | Receipt | 0.00 | 16,000.00 | |
| RXFR | Transfer (Regular) | 37,604.06 | 0.00 | |
| WARR | Warrants | 3,426.63 | 0.00 | |
| | | | | -39,904.08 |
| NBS0200 | Cemetery Insolvent Loan Func | -168,074.39 | | |
| DXFR | Transfer (Deduction) | 0.00 | 653.45 | |
| RCPT | Receipt | 0.00 | 200.00 | |
| | | | | -168,927.84 |
| NBS0300 | Burial Operating Fund (0425) | -311,244.95 | | |
| DXFR | Transfer (Deduction) | 0.00 | 1,095.13 | |

Fund Transaction by Type

Start Date:7/1/21

End Date:12/31/21

| Fund | Fund Description | Beginning Balance | | Ending Balance |
|----------------|--|----------------------|------------|----------------------|
| Type | Type Description | Debits | Credits | |
| RCPT | Receipt | 0.00 | 6,151.75 | |
| RXFR | Transfer (Regular) | 83,801.82 | 0.00 | |
| WARR | Warrants | 13,525.81 | 0.00 | |
| | | | | -221,164.20 |
| NBS0400 | Burial Guarantee Fund (0425) | -105,452.82 | | |
| DXFR | Transfer (Deduction) | 0.00 | 409.85 | |
| | | | | -105,862.67 |
| NBS0500 | Embalming & Fun Dir Oper Fu | -356,429.66 | | |
| DXFR | Transfer (Deduction) | 0.00 | 1,342.62 | |
| RADJ | Receipt Adjustment | 60.00 | 60.00 | |
| RCPT | Receipt | 0.00 | 96,884.00 | |
| RXFR | Transfer (Regular) | 35,242.80 | 0.00 | |
| WARR | Warrants | 13,848.19 | 0.00 | |
| | | | | -405,565.29 |
| NCA0000 | Assessment Coordination (045 | -173,491.01 | | |
| DXFR | Transfer (Deduction) | 0.00 | 689.98 | |
| RCPT | Receipt | 0.00 | 16,487.50 | |
| | | | | -190,668.49 |
| NCC0000 | ACC Residents Services (0485 | -2,039,050.87 | | |
| DXFR | Transfer (Deduction) | 0.00 | 7,814.65 | |
| RCPT | Receipt | 0.00 | 408,643.29 | |
| RXFR | Transfer (Regular) | 0.00 | 3,652.54 | |
| WARR | Warrants | 627,094.41 | 0.00 | |
| | | | | -1,832,066.94 |
| NCC1600 | DCC Cash Administration | -252,297.32 | | |
| DXFR | Transfer (Deduction) | 0.00 | 1,111.01 | |
| RCPT | Receipt | 0.00 | 86,048.83 | |
| RXFR | Transfer (Regular) | 0.00 | 23.31 | |
| WARR | Warrants | 10,606.69 | 0.00 | |
| | | | | -328,873.78 |
| NCC2000 | Fed Asset Forfeit 5-64-505(4) | -13,129.82 | | |
| DXFR | Transfer (Deduction) | 0.00 | 144.06 | |
| RCPT | Receipt | 0.00 | 62,247.90 | |
| RXFR | Transfer (Regular) | 0.00 | 24,200.00 | |
| WARR | Warrants | 24,251.10 | 0.00 | |
| | | | | -75,470.68 |
| NCD0001 | ACIC-Sys Conf-Int Treas | -19,535.72 | | |
| DXFR | Transfer (Deduction) | 0.00 | 115.54 | |
| RCPT | Receipt | 0.00 | 25,950.00 | |
| RXFR | Transfer (Regular) | 0.00 | 57.85 | |
| WARR | Warrants | 13,408.28 | 0.00 | |
| | | | | -32,250.83 |
| NCE0101 | Law Enforce Support | -442,802.28 | | |
| DXFR | Transfer (Deduction) | 0.00 | 1,759.14 | |
| RCPT | Receipt | 0.00 | 27,000.00 | |
| RXFR | Transfer (Regular) | 62,304.00 | 62,289.00 | |
| WARR | Warrants | 70,340.73 | 0.00 | |
| | | | | -401,205.69 |
| NCE0500 | SREB Paymt for Advance Car | -3,346.49 | | |
| DXFR | Transfer (Deduction) | 0.00 | 13.12 | |
| RCPT | Receipt | 0.00 | 4,000.00 | |

Fund Transaction by Type

Start Date:7/1/21 End Date:12/31/21

| Fund | Fund Description | Beginning Balance | Ending Balance |
|----------------|---------------------------------------|----------------------|----------------------|
| Type | Type Description | Debits | Credits |
| RXFR | Transfer (Regular) | 0.00 | 5.93 |
| | | | -7,365.54 |
| NCE0600 | Grant The Ctr of Advance CTE | -5.93 | |
| RXFR | Transfer (Regular) | 5.93 | 0.00 |
| | | | 0.00 |
| NCE0700 | Camp Couchdale Rainy Day R | -29,662.22 | |
| DXFR | Transfer (Deduction) | 0.00 | 115.29 |
| | | | -29,777.51 |
| NCE0800 | Professional Dev CTE Teacher | -131,151.66 | |
| DXFR | Transfer (Deduction) | 0.00 | 563.77 |
| RCPT | Receipt | 0.00 | 106,325.00 |
| WARR | Warrants | 113,293.06 | 0.00 |
| | | | -124,747.37 |
| NCE0900 | Grant for Dev of CTE Courses | -483,246.54 | |
| DXFR | Transfer (Deduction) | 0.00 | 1,513.53 |
| WARR | Warrants | 375,000.00 | 0.00 |
| | | | -109,760.07 |
| NCG0300 | Landslide Rsch (0420) | -68,877.34 | |
| DXFR | Transfer (Deduction) | 0.00 | 567.01 |
| RCPT | Receipt | 0.00 | 110,000.00 |
| RXFR | Transfer (Regular) | 41,061.17 | 19,407.65 |
| WARR | Warrants | 11,656.34 | 0.00 |
| | | | -146,134.49 |
| NCH0000 | Chiropractic Exam Brd (0265) | -710,420.53 | |
| DXFR | Transfer (Deduction) | 0.00 | 2,731.29 |
| RCPT | Receipt | 0.00 | 138,492.50 |
| RXFR | Transfer (Regular) | 44,759.91 | 35.90 |
| WARR | Warrants | 27,009.46 | 0.00 |
| | | | -779,910.85 |
| NCO0000 | State Board of Coll Agens CIT | -1,967,322.97 | |
| DXFR | Transfer (Deduction) | 0.00 | 4,926.87 |
| RCPT | Receipt | 0.00 | 223,637.46 |
| RXFR | Transfer (Regular) | 96,290.31 | 13,087.06 |
| WARR | Warrants | 1,482,264.86 | 0.00 |
| | | | -630,419.19 |
| NCR0000 | Racing Comm Casino Holding | -1,364,889.93 | |
| RXFR | Transfer (Regular) | 0.00 | 6,465,921.55 |
| WARR | Warrants | 6,805,078.55 | 0.00 |
| | | | -1,025,732.93 |
| NCZ0000 | Capitol Zoning District (0315) | -641.01 | |
| DXFR | Transfer (Deduction) | 0.00 | 2.75 |
| RCPT | Receipt | 0.00 | 500.00 |
| | | | -1,143.76 |
| NDA0000 | Alcohol/Drug Abuse (0204) | -28,806.02 | |
| DXFR | Transfer (Deduction) | 0.00 | 105.71 |
| RCPT | Receipt | 0.00 | 20,005.00 |
| RXFR | Transfer (Regular) | 4,525.75 | 0.00 |
| WARR | Warrants | 8,895.46 | 0.00 |
| | | | -35,495.52 |
| NDB0000 | Dental Board-Cash in Treas | -2,876,455.22 | |
| COFF | Checks Charged Off | 250.00 | 0.00 |

Fund Transaction by Type

Start Date:7/1/21 End Date:12/31/21

| Fund | Fund Description | Beginning Balance | | Ending Balance |
|----------------|---------------------------------------|-----------------------|--------------|-----------------------|
| Type | Type Description | Debits | Credits | |
| DXFR | Transfer (Deduction) | 0.00 | 11,204.57 | |
| RCPT | Receipt | 0.00 | 516,349.11 | |
| RXFR | Transfer (Regular) | 82,071.40 | 0.00 | |
| WARR | Warrants | 44,243.20 | 0.00 | |
| | | | | -3,277,444.30 |
| NDC0100 | ADC Inmate Telephone | -2,563,950.17 | | |
| DXFR | Transfer (Deduction) | 0.00 | 11,294.68 | |
| RCPT | Receipt | 0.00 | 1,604,759.75 | |
| RXFR | Transfer (Regular) | 64.76 | 7,670.64 | |
| WARR | Warrants | 511,473.05 | 0.00 | |
| | | | | -3,676,137.43 |
| NDC0200 | ADC Inmate Welfare | -12,477,615.45 | | |
| DXFR | Transfer (Deduction) | 0.00 | 49,019.44 | |
| RCPT | Receipt | 0.00 | 9,771,710.91 | |
| RXFR | Transfer (Regular) | 431,416.46 | 2,708,429.51 | |
| WARR | Warrants | 10,985,795.93 | 0.00 | |
| | | | | -13,589,562.92 |
| NDC0300 | ADC Work Release | -4,658,531.48 | | |
| DXFR | Transfer (Deduction) | 0.00 | 26,022.03 | |
| RCPT | Receipt | 0.00 | 1,553,064.09 | |
| RXFR | Transfer (Regular) | 46.28 | 2,881,717.89 | |
| WARR | Warrants | 1,779,447.89 | 0.00 | |
| | | | | -7,339,841.32 |
| NDC0400 | ADC Fire Station-Cash in Trea: | -37,762.69 | | |
| DXFR | Transfer (Deduction) | 0.00 | 145.20 | |
| WARR | Warrants | 584.37 | 0.00 | |
| | | | | -37,323.52 |
| NDC0500 | ADC Paws in Prison | -103,844.98 | | |
| DXFR | Transfer (Deduction) | 0.00 | 453.37 | |
| RXFR | Transfer (Regular) | 0.00 | 39,099.18 | |
| WARR | Warrants | 16,103.04 | 0.00 | |
| | | | | -127,294.49 |
| NDC0600 | Medical Monetary Sanctions F | -1,495,353.85 | | |
| DXFR | Transfer (Deduction) | 0.00 | 6,865.92 | |
| RXFR | Transfer (Regular) | 0.00 | 551,189.42 | |
| WARR | Warrants | 31,220.66 | 0.00 | |
| | | | | -2,022,188.53 |
| NDD0001 | Insurance-MM-Interest Treas | -55,832.93 | | |
| DXFR | Transfer (Deduction) | 0.00 | 216.04 | |
| WARR | Warrants | 794.80 | 0.00 | |
| | | | | -55,254.17 |
| NDD0002 | Insurance-Travel-Interest Trea | -4,267.89 | | |
| DXFR | Transfer (Deduction) | 0.00 | 16.55 | |
| RCPT | Receipt | 0.00 | 165.54 | |
| WARR | Warrants | 165.54 | 0.00 | |
| | | | | -4,284.44 |
| NDD0003 | INS-Criminal Background Che | -10,163.83 | | |
| DXFR | Transfer (Deduction) | 0.00 | 39.13 | |
| RCPT | Receipt | 0.00 | 2,185.00 | |
| WARR | Warrants | 2,464.00 | 0.00 | |
| | | | | -9,923.96 |

Fund Transaction by Type

Start Date:7/1/21 End Date:12/31/21

| Fund | Fund Description | Beginning Balance | | Ending Balance |
|----------------|--|--------------------|-----------|--------------------|
| Type | Type Description | Debits | Credits | |
| NDE0900 | RURAL SERV CONF CASH FD | -76,365.18 | | |
| DXFR | Transfer (Deduction) | 0.00 | 332.41 | |
| RCPT | Receipt | 0.00 | 23,684.58 | |
| RXFR | Transfer (Regular) | 0.00 | 38.64 | |
| WARR | Warrants | 4,026.83 | 0.00 | |
| | | | | -96,393.98 |
| NDE0901 | SMB CONFERENCE(0790) | -10.46 | | |
| DXFR | Transfer (Deduction) | 0.00 | 0.06 | |
| | | | | -10.52 |
| NDE1000 | Law Enf Cash | -590.86 | | |
| DXFR | Transfer (Deduction) | 0.00 | 2.30 | |
| | | | | -593.16 |
| NDHCV19 | COVID19 Emerg Resp Meia Ca | -1,085.48 | | |
| DXFR | Transfer (Deduction) | 0.00 | 4.72 | |
| RXFR | Transfer (Regular) | 4.41 | 0.00 | |
| | | | | -1,085.79 |
| NDL0000 | Dietetics Lic. Brd Oper. Cash | -279,572.39 | | |
| DXFR | Transfer (Deduction) | 0.00 | 1,102.58 | |
| RCPT | Receipt | 0.00 | 46,155.00 | |
| RXFR | Transfer (Regular) | 14,534.02 | 0.00 | |
| WARR | Warrants | 6,493.17 | 0.00 | |
| | | | | -305,802.78 |
| NDP0001 | DFA-Gov Conf Family-Int Trea: | -556.27 | | |
| DXFR | Transfer (Deduction) | 0.00 | 2.17 | |
| | | | | -558.44 |
| NDP0002 | DFA-Gas Pipeline-Int Treas | -770,414.71 | | |
| DXFR | Transfer (Deduction) | 0.00 | 2,994.28 | |
| | | | | -773,408.99 |
| NDP0003 | DFA-Drug Director-Int Treas | -185.00 | | |
| DXFR | Transfer (Deduction) | 0.00 | 0.71 | |
| | | | | -185.71 |
| NDP0007 | Albert Pike Area Disaster(0620) | -5,977.90 | | |
| DXFR | Transfer (Deduction) | 0.00 | 23.23 | |
| | | | | -6,001.13 |
| NDP0008 | Trial Court Asst Fnd Supp 0620 | -94,566.02 | | |
| DXFR | Transfer (Deduction) | 0.00 | 367.54 | |
| | | | | -94,933.56 |
| NDP0012 | Asbestos Settlement (0620) | -2,831.75 | | |
| DXFR | Transfer (Deduction) | 0.00 | 11.01 | |
| | | | | -2,842.76 |
| NDP0013 | Disaster Donations | -33.79 | | |
| DXFR | Transfer (Deduction) | 0.00 | 0.12 | |
| | | | | -33.91 |
| NDP0014 | 2014 GovernorTransOut (0620) | -21,722.97 | | |
| DXFR | Transfer (Deduction) | 0.00 | 84.44 | |
| | | | | -21,807.41 |
| NDP0015 | 2014 Governor Trans In (0620) | -23,057.29 | | |
| DXFR | Transfer (Deduction) | 0.00 | 89.62 | |
| | | | | -23,146.91 |
| NDP0016 | DFA ARK MED MARIJUANA AI | -535,272.93 | | |

Fund Transaction by Type

Start Date:7/1/21 End Date:12/31/21

| Fund | Fund Description | Beginning Balance | | Ending Balance |
|----------------|---|----------------------|---------------|----------------------|
| Type | Type Description | Debits | Credits | |
| DXFR | Transfer (Deduction) | 0.00 | 2,080.38 | |
| | | | | -537,353.31 |
| NDPCV19 | COVID-19 Public Hlth Emerg R | -2,266,288.32 | | |
| DXFR | Transfer (Deduction) | 0.00 | 20,894.04 | |
| RCPT | Receipt | 0.00 | 2,248,435.91 | |
| RXFR | Transfer (Regular) | 61,042,791.59 | 61,033,369.91 | |
| | | | | -4,526,196.59 |
| NDR0100 | Fish&WildlifeConservGrant 02 | -262,413.13 | | |
| DXFR | Transfer (Deduction) | 0.00 | 1,708.69 | |
| RCPT | Receipt | 0.00 | 11,031.67 | |
| RXFR | Transfer (Regular) | 199,043.10 | 769,564.53 | |
| | | | | -845,674.92 |
| NDR0101 | AEDC -RURAL SERV CASH Gf | -390,689.30 | | |
| DXFR | Transfer (Deduction) | 0.00 | 1,518.44 | |
| | | | | -392,207.74 |
| NDS0100 | Deaf School-Asbestos-Cash-T | -9.33 | | |
| DXFR | Transfer (Deduction) | 0.00 | 0.06 | |
| | | | | -9.39 |
| NDW0001 | Labor-Wage/Hour-Int Treas | -184,557.82 | | |
| RCPT | Receipt | 0.00 | 85,898.34 | |
| WARR | Warrants | 80,606.95 | 0.00 | |
| | | | | -189,849.21 |
| NDW0002 | Labor-Seminar/Conf-Int Treas | -64,089.69 | | |
| DXFR | Transfer (Deduction) | 0.00 | 256.89 | |
| RCPT | Receipt | 0.00 | 7,235.00 | |
| WARR | Warrants | 5,003.69 | 0.00 | |
| | | | | -66,577.89 |
| NEC0000 | Board Examiners In Counselin | -1,162,529.95 | | |
| COFF | Checks Charged Off | 450.00 | 0.00 | |
| DXFR | Transfer (Deduction) | 0.00 | 4,403.80 | |
| RCPT | Receipt | 0.00 | 97,247.75 | |
| RXFR | Transfer (Regular) | 128,339.72 | 1,293.80 | |
| WARR | Warrants | 80,422.47 | 0.00 | |
| | | | | -1,056,263.11 |
| NED0001 | ADE-AIt | -525,983.80 | | |
| DXFR | Transfer (Deduction) | 0.00 | 2,092.04 | |
| RCPT | Receipt | 0.00 | 224,789.55 | |
| WARR | Warrants | 313,369.98 | 0.00 | |
| | | | | -439,495.41 |
| NED0004 | ADE-Multiple-Int Treas | -1,682,541.17 | | |
| DXFR | Transfer (Deduction) | 0.00 | 9,448.88 | |
| RCPT | Receipt | 0.00 | 1,464,630.82 | |
| RXFR | Transfer (Regular) | 6,398.86 | 12,793.93 | |
| WARR | Warrants | 716,392.26 | 0.00 | |
| | | | | -2,446,623.68 |
| NED0006 | ADE-Medicaid-Int Treas | -78.69 | | |
| COFF | Checks Charged Off | 6,398.86 | 0.00 | |
| DXFR | Transfer (Deduction) | 0.00 | 3,489.40 | |
| RCPT | Receipt | 0.00 | 4,145,807.38 | |
| RXFR | Transfer (Regular) | 4,200,492.60 | 61,084.07 | |
| | | | | -3,568.08 |

Fund Transaction by Type

Start Date:7/1/21 End Date:12/31/21

| Fund | Fund Description | Beginning Balance | | Ending Balance |
|----------------|--|----------------------|---------------|-----------------------|
| Type | Type Description | Debits | Credits | |
| NED0010 | ADE Treas Cash For Conf Fee: | -677,365.31 | | |
| DXFR | Transfer (Deduction) | 0.00 | 2,934.88 | |
| RCPT | Receipt | 0.00 | 126,813.41 | |
| RXFR | Transfer (Regular) | 947.88 | 1,432.41 | |
| WARR | Warrants | 30,121.39 | 0.00 | |
| | | | | -777,476.74 |
| NED0012 | AR Medicaid Admin Claims | -9,592,552.03 | | |
| DXFR | Transfer (Deduction) | 0.00 | 15,620.13 | |
| RXFR | Transfer (Regular) | 130,701.14 | 16,664,940.19 | |
| WARR | Warrants | 14,099,857.22 | 0.00 | |
| | | | | -12,042,553.99 |
| NED0013 | Pro Lic Standards Brd (0500) | -740,492.26 | | |
| DXFR | Transfer (Deduction) | 0.00 | 2,770.53 | |
| RADJ | Receipt Adjustment | 6,150.00 | 6,150.00 | |
| RCPT | Receipt | 0.00 | 491,833.54 | |
| RXFR | Transfer (Regular) | 368,302.95 | 947.88 | |
| WARR | Warrants | 195,373.83 | 0.00 | |
| | | | | -672,367.43 |
| NED0015 | Opn Enrollmnt Chrter Sch (0500) | -1,216,606.08 | | |
| DXFR | Transfer (Deduction) | 0.00 | 4,728.97 | |
| RCPT | Receipt | 0.00 | 106.00 | |
| | | | | -1,221,441.05 |
| NED0016 | LR Deseg Escrow Acct (0500) | -1,597,116.47 | | |
| DXFR | Transfer (Deduction) | 0.00 | 6,316.93 | |
| RCPT | Receipt | 0.00 | 70,000.00 | |
| RXFR | Transfer (Regular) | 6,103.91 | 0.00 | |
| | | | | -1,667,329.49 |
| NED0017 | Succ Sch-Cash (0500) | -0.02 | | |
| RXFR | Transfer (Regular) | 0.02 | 0.00 | |
| | | | | 0.00 |
| NED0018 | Computer Science (0500) | -421.99 | | |
| DXFR | Transfer (Deduction) | 0.00 | 1.59 | |
| RXFR | Transfer (Regular) | 11.05 | 0.00 | |
| | | | | -412.53 |
| NED0019 | Computer Sales (0500) | -3,721.44 | | |
| DXFR | Transfer (Deduction) | 0.00 | 14.00 | |
| RCPT | Receipt | 0.00 | 642.47 | |
| RXFR | Transfer (Regular) | 156.37 | 0.00 | |
| WARR | Warrants | 505.62 | 0.00 | |
| | | | | -3,715.92 |
| NEG0000 | Prof Geologist-Interest Treas | -32,219.88 | | |
| DXFR | Transfer (Deduction) | 0.00 | 124.37 | |
| RCPT | Receipt | 0.00 | 16,535.70 | |
| RXFR | Transfer (Regular) | 10,030.40 | 0.00 | |
| WARR | Warrants | 4,299.44 | 0.00 | |
| | | | | -34,550.11 |
| NEM0001 | ADEM-Radiological Emrg-Int T | -112,124.79 | | |
| DXFR | Transfer (Deduction) | 0.00 | 433.05 | |
| RXFR | Transfer (Regular) | 3,750.00 | 7,500.00 | |
| WARR | Warrants | 1,928.28 | 0.00 | |
| | | | | -114,379.56 |

Fund Transaction by Type

Start Date:7/1/21 End Date:12/31/21

| Fund | Fund Description | Beginning Balance | | Ending Balance |
|----------------|---------------------------------------|----------------------|--------------|----------------------|
| Type | Type Description | Debits | Credits | |
| NEM0002 | ADEM-Oprs-Int Treas | -196,213.13 | | |
| DXFR | Transfer (Deduction) | 0.00 | 768.76 | |
| RXFR | Transfer (Regular) | 0.00 | 4,603.16 | |
| WARR | Warrants | 98.21 | 0.00 | |
| | | | | -201,486.84 |
| NEM0006 | 911 Rural Enhance-Cash in Tre | -1,916,092.01 | | |
| DXFR | Transfer (Deduction) | 0.00 | 6,426.41 | |
| RCPT | Receipt | 0.00 | 1,502,630.92 | |
| RXFR | Transfer (Regular) | 24,511.19 | 0.00 | |
| WARR | Warrants | 983,469.33 | 0.00 | |
| | | | | -2,417,168.82 |
| NEM0007 | School Panic Button (0995) | -1,143.83 | | |
| DXFR | Transfer (Deduction) | 0.00 | 4.43 | |
| | | | | -1,148.26 |
| NEM0009 | State Farm Earthquake (0995) | -43.28 | | |
| DXFR | Transfer (Deduction) | 0.00 | 0.18 | |
| | | | | -43.46 |
| NEM0010 | ADEM AWIN Cash | -2,054,492.15 | | |
| DXFR | Transfer (Deduction) | 0.00 | 8,453.46 | |
| RCPT | Receipt | 0.00 | 355,861.46 | |
| RXFR | Transfer (Regular) | 0.00 | 4,000,000.00 | |
| WARR | Warrants | 4,036,538.77 | 0.00 | |
| | | | | -2,382,268.30 |
| NEM0011 | Public Safety Admin | -143,418.32 | | |
| DXFR | Transfer (Deduction) | 0.00 | 312.12 | |
| RXFR | Transfer (Regular) | 153,421.03 | 84,000.00 | |
| WARR | Warrants | 3,490.01 | 0.00 | |
| | | | | -70,819.40 |
| NEM0012 | Levee Mitigation Cash (0995) | -4,368,939.93 | | |
| DXFR | Transfer (Deduction) | 0.00 | 13,549.68 | |
| WARR | Warrants | 1,790,037.12 | 0.00 | |
| | | | | -2,592,452.49 |
| NEQ0100 | Energy Efficien Ark Prog Cash | -955,206.38 | | |
| DXFR | Transfer (Deduction) | 0.00 | 3,348.91 | |
| RCPT | Receipt | 0.00 | 243,257.29 | |
| RXFR | Transfer (Regular) | 320,387.05 | 0.00 | |
| WARR | Warrants | 157,911.46 | 0.00 | |
| | | | | -723,514.07 |
| NEQ0200 | Clean Cities Coalition19-4-503 | -164,190.98 | | |
| DXFR | Transfer (Deduction) | 0.00 | 637.30 | |
| WARR | Warrants | 331.88 | 0.00 | |
| | | | | -164,496.40 |
| NEQ0300 | Gaseous Fuels Rebate Progra | -461,284.37 | | |
| DXFR | Transfer (Deduction) | 0.00 | 1,792.81 | |
| | | | | -463,077.18 |
| NEQ0400 | Energy Perf Contact Program | -200,048.34 | | |
| DXFR | Transfer (Deduction) | 0.00 | 1,480.92 | |
| RCPT | Receipt | 0.00 | 6,000.00 | |
| RXFR | Transfer (Regular) | 0.00 | 287,837.03 | |
| | | | | -495,366.29 |
| NES0000 | PELS Treasury Pay | -1,425,996.50 | | |

Fund Transaction by Type

Start Date:7/1/21 End Date:12/31/21

| Fund | Fund Description | Beginning Balance | | Ending Balance |
|----------------|---------------------------------------|----------------------|--------------|----------------------|
| Type | Type Description | Debits | Credits | |
| DXFR | Transfer (Deduction) | 0.00 | 5,336.57 | |
| RCPT | Receipt | 0.00 | 475,955.00 | |
| RXFR | Transfer (Regular) | 214,651.01 | 76.59 | |
| WARR | Warrants | 81,409.13 | 0.00 | |
| | | | | -1,611,304.52 |
| NET0001 | ETV-Oprs-Interest Treas | -1,601,481.26 | | |
| DXFR | Transfer (Deduction) | 0.00 | 4,929.69 | |
| RADJ | Receipt Adjustment | 1,018.25 | 1,018.25 | |
| RCPT | Receipt | 0.00 | 735,438.57 | |
| RXFR | Transfer (Regular) | 747,709.75 | 383,101.33 | |
| WARR | Warrants | 1,432,906.79 | 0.00 | |
| | | | | -544,334.31 |
| NET0002 | ETV-Cmty Serv Grnt A-Int Trea | -2,277,750.59 | | |
| DXFR | Transfer (Deduction) | 0.00 | 7,599.81 | |
| RCPT | Receipt | 0.00 | 1,584,985.00 | |
| RXFR | Transfer (Regular) | 29,989.69 | 18,168.20 | |
| WARR | Warrants | 1,372,983.13 | 0.00 | |
| | | | | -2,485,530.78 |
| NET0003 | ETV-ADE Prof Dev (0516) | -908,221.29 | | |
| DXFR | Transfer (Deduction) | 0.00 | 2,709.54 | |
| RXFR | Transfer (Regular) | 1,036,100.17 | 1,373,365.51 | |
| WARR | Warrants | 484,461.89 | 0.00 | |
| | | | | -763,734.28 |
| NFA0012 | IRC Treas Cash Conf Fee (0611) | -30,950.48 | | |
| DXFR | Transfer (Deduction) | 0.00 | 120.29 | |
| | | | | -31,070.77 |
| NFA0014 | DFA Epayables Rebates (0610) | -350,998.56 | | |
| DXFR | Transfer (Deduction) | 0.00 | 1,509.46 | |
| RCPT | Receipt | 0.00 | 89,266.61 | |
| RXFR | Transfer (Regular) | 0.00 | 285.75 | |
| | | | | -442,060.38 |
| NFA0103 | T/SS OPM Training | -951.10 | | |
| DXFR | Transfer (Deduction) | 0.00 | 3.70 | |
| | | | | -954.80 |
| NFA0104 | T/SS EBD Misc Cash | -191.71 | | |
| DXFR | Transfer (Deduction) | 0.00 | 0.75 | |
| | | | | -192.46 |
| NFA0107 | T/SS OSP Vendor Fees | -850.00 | | |
| DXFR | Transfer (Deduction) | 0.00 | 3.31 | |
| | | | | -853.31 |
| NFA0109 | T/SS OPM Bd/Comm Sem | -10.05 | | |
| DXFR | Transfer (Deduction) | 0.00 | 0.06 | |
| | | | | -10.11 |
| NFA0110 | T/SS OSP Rebates | -3,101.82 | | |
| DXFR | Transfer (Deduction) | 0.00 | 12.06 | |
| | | | | -3,113.88 |
| NFA0111 | DFA EBD CMS (9914) | -143.99 | | |
| DXFR | Transfer (Deduction) | 0.00 | 0.56 | |
| | | | | -144.55 |
| NFB0103 | Statewide SS-OPM Training | -410,289.52 | | |

Fund Transaction by Type

Start Date:7/1/21

End Date:12/31/21

| Fund | Fund Description | Beginning Balance | | Ending Balance |
|----------------|-------------------------------------|----------------------|--------------|----------------------|
| Type | Type Description | Debits | Credits | |
| DXFR | Transfer (Deduction) | 0.00 | 1,509.20 | |
| RCPT | Receipt | 0.00 | 10,185.00 | |
| RXFR | Transfer (Regular) | 0.00 | 284.51 | |
| WARR | Warrants | 64,630.04 | 0.00 | |
| | | | | -357,638.19 |
| NFB0104 | Statewide SS-EBD Misc Cash | -28,071.31 | | |
| DXFR | Transfer (Deduction) | 0.00 | 1,252.70 | |
| RCPT | Receipt | 0.00 | 470,000.00 | |
| RXFR | Transfer (Regular) | 184,241.27 | 0.00 | |
| WARR | Warrants | 32,450.00 | 0.00 | |
| | | | | -282,632.74 |
| NFB0107 | Statewide SS OSP Vendor Fee | -480,837.99 | | |
| DXFR | Transfer (Deduction) | 0.00 | 2,287.60 | |
| RCPT | Receipt | 0.00 | 181,332.01 | |
| RXFR | Transfer (Regular) | 0.00 | 1,476,499.55 | |
| WARR | Warrants | 663.06 | 0.00 | |
| | | | | -2,140,294.09 |
| NFB0109 | Statewide SS OPM Bds&Com | -6,390.86 | | |
| DXFR | Transfer (Deduction) | 0.00 | 24.85 | |
| | | | | -6,415.71 |
| NFB0110 | Statewide SS OSP Rebates | -1,852,266.45 | | |
| DXFR | Transfer (Deduction) | 0.00 | 7,389.17 | |
| RCPT | Receipt | 0.00 | 198,963.90 | |
| RXFR | Transfer (Regular) | 1,604,651.05 | 317,175.56 | |
| WARR | Warrants | 371,398.25 | 0.00 | |
| | | | | -399,745.78 |
| NFB0111 | Statewide SS EBD CMS | -9,838.97 | | |
| DXFR | Transfer (Deduction) | 0.00 | 1,471.47 | |
| RCPT | Receipt | 0.00 | 580,000.00 | |
| RXFR | Transfer (Regular) | 216,097.94 | 0.00 | |
| WARR | Warrants | 32,450.00 | 0.00 | |
| | | | | -342,762.50 |
| NFC0100 | Agri Dept AFC (0400) | -136.01 | | |
| DXFR | Transfer (Deduction) | 0.00 | 0.53 | |
| | | | | -136.54 |
| NGC0000 | Geology Comm-Interest Treas | -1,201.68 | | |
| DXFR | Transfer (Deduction) | 0.00 | 4.67 | |
| | | | | -1,206.35 |
| NGC0100 | AGS Private Grants Cash/Trea | -1,753.45 | | |
| DXFR | Transfer (Deduction) | 0.00 | 6.82 | |
| | | | | -1,760.27 |
| NGM0000 | Governor's Mansion 609/09 S | -200,946.08 | | |
| DXFR | Transfer (Deduction) | 0.00 | 851.90 | |
| RCPT | Receipt | 0.00 | 159,597.84 | |
| RXFR | Transfer (Regular) | 0.00 | 38,754.50 | |
| WARR | Warrants | 99,570.95 | 0.00 | |
| | | | | -300,579.37 |
| NHD0000 | Hearing Instrument Disp | -89,439.03 | | |
| DXFR | Transfer (Deduction) | 0.00 | 337.84 | |
| RCPT | Receipt | 0.00 | 4,015.00 | |
| RXFR | Transfer (Regular) | 11,681.86 | 0.00 | |

Fund Transaction by Type

Start Date:7/1/21 End Date:12/31/21

| Fund | Fund Description | Beginning Balance | | Ending Balance |
|----------------|--|--------------------|---------------|--------------------|
| Type | Type Description | Debits | Credits | |
| WARR | Warrants | 1,534.74 | 0.00 | |
| | | | | -80,575.27 |
| NHE0000 | SBHE-Interest-Treas (0700) | -334,592.87 | | |
| DXFR | Transfer (Deduction) | 0.00 | 1,261.30 | |
| RXFR | Transfer (Regular) | 0.00 | 503.41 | |
| WARR | Warrants | 28,315.16 | 0.00 | |
| | | | | -308,042.42 |
| NHE0100 | College Goal Sunday (0700) | -0.77 | | |
| RXFR | Transfer (Regular) | 0.77 | 0.00 | |
| | | | | 0.00 |
| NHE0200 | Achieving the Dream (0700) | -1.58 | | |
| RXFR | Transfer (Regular) | 1.58 | 0.00 | |
| | | | | 0.00 |
| NHE0300 | Policy Sol-Adult Learners(0700) | -3.38 | | |
| RXFR | Transfer (Regular) | 3.38 | 0.00 | |
| | | | | 0.00 |
| NHE0400 | MahlonMartin Scholarship(0700) | -91,828.25 | | |
| DXFR | Transfer (Deduction) | 0.00 | 356.90 | |
| | | | | -92,185.15 |
| NHE0500 | Statewide Conf-Higher Ed (0700) | -9,169.63 | | |
| DXFR | Transfer (Deduction) | 0.00 | 38.64 | |
| RCPT | Receipt | 0.00 | 3,178.01 | |
| | | | | -12,386.28 |
| NHE0600 | ADHE College Access Challen | -444.21 | | |
| DXFR | Transfer (Deduction) | 0.00 | 0.32 | |
| RXFR | Transfer (Regular) | 444.21 | 0.00 | |
| | | | | -0.32 |
| NHE0700 | Complete College America (0700) | -0.08 | | |
| RXFR | Transfer (Regular) | 0.08 | 0.00 | |
| | | | | 0.00 |
| NHE0800 | ADHE Student Info System (0700) | -67,508.74 | | |
| DXFR | Transfer (Deduction) | 0.00 | 262.38 | |
| | | | | -67,771.12 |
| NHE0900 | Career Coachees Prog-Tanf | -0.47 | | |
| RXFR | Transfer (Regular) | 0.47 | 0.00 | |
| | | | | 0.00 |
| NHE1000 | ADHE EngageAr Admin Funds | -140,624.55 | | |
| DXFR | Transfer (Deduction) | 0.00 | 469.13 | |
| RCPT | Receipt | 0.00 | 24,381.11 | |
| WARR | Warrants | 49,214.70 | 0.00 | |
| | | | | -116,260.09 |
| NHE1100 | Grad Medical Residency Progr | 0.00 | | |
| DXFR | Transfer (Deduction) | 0.00 | 4,902.43 | |
| RXFR | Transfer (Regular) | 0.00 | 12,490,000.00 | |
| WARR | Warrants | 12,490,000.00 | 0.00 | |
| | | | | -4,902.43 |
| NHS0102 | DHS-Vol-Citizens Part-Int Trea | -9,091.11 | | |
| DXFR | Transfer (Deduction) | 0.00 | 35.33 | |
| | | | | -9,126.44 |
| NHS0103 | DHS-Residents Benefits-Int Tr | -45,951.71 | | |

Fund Transaction by Type

Start Date:7/1/21 End Date:12/31/21

| Fund | Fund Description | Beginning Balance | | Ending Balance |
|----------------|---------------------------------------|----------------------|------------|----------------------|
| Type | Type Description | Debits | Credits | |
| DXFR | Transfer (Deduction) | 0.00 | 181.89 | |
| RCPT | Receipt | 0.00 | 3,799.00 | |
| WARR | Warrants | 776.19 | 0.00 | |
| | | | | -49,156.41 |
| NHS0110 | DHS-DCCEC-Int Treas | -41,358.61 | | |
| DXFR | Transfer (Deduction) | 0.00 | 163.23 | |
| RCPT | Receipt | 0.00 | 1,641.03 | |
| | | | | -43,162.87 |
| NHS0202 | DCCECE Comm Dist | -118,188.39 | | |
| DXFR | Transfer (Deduction) | 0.00 | 459.17 | |
| RCPT | Receipt | 0.00 | 1,180.78 | |
| WARR | Warrants | 1,546.00 | 0.00 | |
| | | | | -118,282.34 |
| NHS0401 | Ash-Patients Benefits-Int Trea | -31,783.67 | | |
| DXFR | Transfer (Deduction) | 0.00 | 126.53 | |
| RCPT | Receipt | 0.00 | 2,652.34 | |
| | | | | -34,562.54 |
| NHS0701 | DO-At Risk Youth Grant (0710) | -445.28 | | |
| DXFR | Transfer (Deduction) | 0.00 | 1.73 | |
| | | | | -447.01 |
| NLC0000 | Contractor's Lic Brd (0224) | -2,059,688.50 | | |
| COFF | Checks Charged Off | 400.00 | 0.00 | |
| DXFR | Transfer (Deduction) | 0.00 | 7,479.55 | |
| RCPT | Receipt | 0.00 | 523,028.74 | |
| RXFR | Transfer (Regular) | 541,824.63 | 2,618.68 | |
| WARR | Warrants | 332,801.74 | 0.00 | |
| | | | | -1,717,789.10 |
| NLT0000 | Special Training - Cash (0950) | -198,671.71 | | |
| DXFR | Transfer (Deduction) | 0.00 | 696.95 | |
| RXFR | Transfer (Regular) | 447.89 | 313.17 | |
| WARR | Warrants | 31,855.64 | 0.00 | |
| | | | | -167,378.30 |
| NMD0001 | Military-Oprs-Int Treas | -1,000,387.12 | | |
| DXFR | Transfer (Deduction) | 0.00 | 3,893.43 | |
| RCPT | Receipt | 0.00 | 61,090.00 | |
| RXFR | Transfer (Regular) | 62,500.00 | 0.00 | |
| WARR | Warrants | 4,698.79 | 0.00 | |
| | | | | -998,171.76 |
| NMD0002 | Military-Counterdrug-Int Treas | -91,848.74 | | |
| DXFR | Transfer (Deduction) | 0.00 | 373.53 | |
| RCPT | Receipt | 0.00 | 16,300.00 | |
| WARR | Warrants | 1,086.04 | 0.00 | |
| | | | | -107,436.23 |
| NMD0008 | MIL TIMBER ACCOUNT | -169,150.62 | | |
| DXFR | Transfer (Deduction) | 0.00 | 649.85 | |
| WARR | Warrants | 4,107.68 | 0.00 | |
| | | | | -165,692.79 |
| NMD0011 | Camp Robinson PublicUse (09 | -7,160.64 | | |
| DXFR | Transfer (Deduction) | 0.00 | 31.24 | |
| RXFR | Transfer (Regular) | 0.00 | 27,314.00 | |
| WARR | Warrants | 27,775.21 | 0.00 | |

Fund Transaction by Type

Start Date:7/1/21 End Date:12/31/21

| Fund | Fund Description | Beginning Balance | | Ending Balance |
|----------------|---------------------------------------|----------------------|---------------|----------------------|
| Type | Type Description | Debits | Credits | |
| | | | | -6,730.67 |
| NMD0012 | Camp Robinson Trafc Crt (097) | -13,863.21 | | |
| DXFR | Transfer (Deduction) | 0.00 | 53.88 | |
| | | | | -13,917.09 |
| NMH0000 | Minority Hlth Cash/Treasury(0: | -113,411.97 | | |
| DXFR | Transfer (Deduction) | 0.00 | 441.19 | |
| RCPT | Receipt | 0.00 | 8.13 | |
| RXFR | Transfer (Regular) | 0.00 | 846.65 | |
| | | | | -114,707.94 |
| NMI0000 | OMIG-CASH (0035) | -6,483.93 | | |
| DXFR | Transfer (Deduction) | 0.00 | 26.61 | |
| RCPT | Receipt | 0.00 | 488.47 | |
| RXFR | Transfer (Regular) | 0.00 | 75.04 | |
| WARR | Warrants | 60.04 | 0.00 | |
| | | | | -7,014.01 |
| NMK0000 | MLK-Treasury Cash (0318) | -2,713.19 | | |
| DXFR | Transfer (Deduction) | 0.00 | 16.21 | |
| RXFR | Transfer (Regular) | 0.00 | 3,683.82 | |
| | | | | -6,413.22 |
| NMV0000 | MV Special Plates State (0630) | -176,215.94 | | |
| RXFR | Transfer (Regular) | 0.00 | 765,006.03 | |
| WARR | Warrants | 822,626.59 | 0.00 | |
| | | | | -118,595.38 |
| NMV0001 | MVSpecial PlatesNonState (06 | -189,850.30 | | |
| RXFR | Transfer (Regular) | 50.00 | 816,343.91 | |
| WARR | Warrants | 861,150.92 | 0.00 | |
| | | | | -144,993.29 |
| NMV0002 | IRP Refunds (0630) | -4,897,606.02 | | |
| DXFR | Transfer (Deduction) | 0.00 | 27,647.10 | |
| RXFR | Transfer (Regular) | 29,109,628.55 | 30,924,506.92 | |
| WARR | Warrants | 10,063.91 | 0.00 | |
| | | | | -6,730,067.58 |
| NMV0004 | Prepaid Wireless Col | -1,460.70 | | |
| DXFR | Transfer (Deduction) | 0.00 | 7.68 | |
| RXFR | Transfer (Regular) | 21.66 | 658.29 | |
| | | | | -2,105.01 |
| NMV0005 | DFA REV-Asbestos-Cash in Tr | -4,437.22 | | |
| DXFR | Transfer (Deduction) | 0.00 | 17.24 | |
| | | | | -4,454.46 |
| NNB0000 | ASNB Nurse Ed Workshop | -673.44 | | |
| DXFR | Transfer (Deduction) | 0.00 | 2.61 | |
| | | | | -676.05 |
| NNB0100 | Bkgrnd Ck-Cash in Treasury02 | -4,104.72 | | |
| DXFR | Transfer (Deduction) | 0.00 | 15.95 | |
| | | | | -4,120.67 |
| NNB0200 | Nursing Scholar Loan 9/09 | -67,836.74 | | |
| DXFR | Transfer (Deduction) | 0.00 | 563.72 | |
| RCPT | Receipt | 0.00 | 5,519.04 | |
| RXFR | Transfer (Regular) | 0.00 | 100,000.00 | |
| WARR | Warrants | 36,000.00 | 0.00 | |

Fund Transaction by Type

Start Date:7/1/21 End Date:12/31/21

| Fund | Fund Description | Beginning Balance | Ending Balance | |
|----------------|---------------------------------------|--------------------|----------------|--------------------|
| Type | Type Description | Debits | Credits | |
| | | | | -137,919.50 |
| NNH0110 | DAH-DCC Interest (0865) | -164,200.65 | | |
| DXFR | Transfer (Deduction) | 0.00 | 498.81 | |
| RCPT | Receipt | 0.00 | 800.00 | |
| WARR | Warrants | 63,220.97 | 0.00 | |
| | | | | -102,278.49 |
| NNH0130 | Buffalo Watershed Easement E | -6,579.51 | | |
| DXFR | Transfer (Deduction) | 0.00 | 25.56 | |
| | | | | -6,605.07 |
| NNH0201 | DAH AAC Treasury Cash | -80,501.69 | | |
| DXFR | Transfer (Deduction) | 0.00 | 552.70 | |
| RCPT | Receipt | 0.00 | 56,106.81 | |
| RXFR | Transfer (Regular) | 150,000.00 | 300,000.00 | |
| WARR | Warrants | 151,185.72 | 0.00 | |
| | | | | -135,975.48 |
| NNH0202 | SallyWilliams Artist Fd (0870) | -13,280.05 | | |
| DXFR | Transfer (Deduction) | 0.00 | 58.49 | |
| RCPT | Receipt | 0.00 | 6,000.00 | |
| WARR | Warrants | 2,000.00 | 0.00 | |
| | | | | -17,338.54 |
| NNH0310 | DAH-Old St Hs (0865) | -366.43 | | |
| DXFR | Transfer (Deduction) | 0.00 | 1.42 | |
| | | | | -367.85 |
| NNH0320 | Ark Cmtve-Trapnall H (0865) | -790.69 | | |
| DXFR | Transfer (Deduction) | 0.00 | 3.02 | |
| WARR | Warrants | 30.85 | 0.00 | |
| | | | | -762.86 |
| NNH0340 | Ark Cmtve-Gift Shop (0865) | -448,064.36 | | |
| DXFR | Transfer (Deduction) | 0.00 | 1,558.84 | |
| RCPT | Receipt | 0.00 | 64.89 | |
| WARR | Warrants | 70,520.33 | 0.00 | |
| | | | | -379,167.76 |
| NNH0430 | DAH-Main Street (0865) | -13,853.35 | | |
| DXFR | Transfer (Deduction) | 0.00 | 53.83 | |
| | | | | -13,907.18 |
| NNH0440 | DAH-AHPP Cash/Treas (0865) | -373,533.96 | | |
| COFF | Checks Charged Off | 700.00 | 0.00 | |
| DXFR | Transfer (Deduction) | 0.00 | 1,519.72 | |
| RCPT | Receipt | 0.00 | 55,658.27 | |
| | | | | -430,011.95 |
| NNH0450 | DAH-HPP Wolf House (0865) | -508.26 | | |
| DXFR | Transfer (Deduction) | 0.00 | 1.98 | |
| | | | | -510.24 |
| NNH0510 | Ntl Hrtg-Stewardship (0865) | -615,928.69 | | |
| DXFR | Transfer (Deduction) | 0.00 | 2,392.53 | |
| RCPT | Receipt | 0.00 | 11,242.91 | |
| RXFR | Transfer (Regular) | 22,500.00 | 0.00 | |
| WARR | Warrants | 164,196.78 | 0.00 | |
| | | | | -442,867.35 |
| NNH0530 | Ntl Hrtg-Oprs (0865) | -57,069.00 | | |

Fund Transaction by Type

Start Date:7/1/21 End Date:12/31/21

| Fund | Fund Description | Beginning Balance | | Ending Balance |
|----------------|---------------------------------------|-------------------|--------------|----------------------|
| Type | Type Description | Debits | Credits | |
| DXFR | Transfer (Deduction) | 0.00 | 221.26 | |
| RCPT | Receipt | 0.00 | 2,186.38 | |
| WARR | Warrants | 3,315.00 | 0.00 | |
| | | | | -56,161.64 |
| NNH0610 | ATR-Oprs (0865) | | | -76.08 |
| DXFR | Transfer (Deduction) | 0.00 | 0.31 | |
| | | | | -76.39 |
| NNH0630 | ATR-Oprs (0865) | | | -98,316.49 |
| DXFR | Transfer (Deduction) | 0.00 | 309.36 | |
| RCPT | Receipt | 0.00 | 585.00 | |
| RXFR | Transfer (Regular) | 0.15 | 0.00 | |
| WARR | Warrants | 27,399.66 | 0.00 | |
| | | | | -71,811.04 |
| NNH0710 | DAH-St Archives Cash (0865) | | | -55,602.93 |
| DXFR | Transfer (Deduction) | 0.00 | 211.78 | |
| RCPT | Receipt | 0.00 | 8,563.07 | |
| WARR | Warrants | 4,984.23 | 0.00 | |
| | | | | -59,393.55 |
| NNH0910 | DAH Mos Tmplr Cash (0865) | | | -544,619.23 |
| DXFR | Transfer (Deduction) | 0.00 | 1,936.52 | |
| RCPT | Receipt | 0.00 | 11,672.80 | |
| WARR | Warrants | 76,976.66 | 0.00 | |
| | | | | -481,251.89 |
| NPB0000 | Pharmacy Ckg-Int Treas | | | -2,448,720.82 |
| COFF | Checks Charged Off | 212.50 | 0.00 | |
| DXFR | Transfer (Deduction) | 0.00 | 8,888.96 | |
| RCPT | Receipt | 0.00 | 1,697,496.95 | |
| RXFR | Transfer (Regular) | 733,805.65 | 254.74 | |
| WARR | Warrants | 293,551.90 | 0.00 | |
| | | | | -3,127,791.42 |
| NPB0200 | Loans/Scholarships (0283) | | | -78,755.89 |
| DXFR | Transfer (Deduction) | 0.00 | 41.97 | |
| WARR | Warrants | 75,000.00 | 0.00 | |
| | | | | -3,797.86 |
| NPC0200 | ADHE PVC Cash (0700) | | | -14,113.96 |
| DXFR | Transfer (Deduction) | 0.00 | 54.86 | |
| | | | | -14,168.82 |
| NPH0000 | Board of Phys Therapy 19-4-5t | | | -274,257.59 |
| DXFR | Transfer (Deduction) | 0.00 | 944.04 | |
| RCPT | Receipt | 0.00 | 10,505.70 | |
| RXFR | Transfer (Regular) | 68,920.08 | 0.00 | |
| WARR | Warrants | 28,014.21 | 0.00 | |
| | | | | -188,773.04 |
| NPM0000 | Podiatry Medicine Board-Cash | | | -244,026.65 |
| COFF | Checks Charged Off | 75.00 | 0.00 | |
| DXFR | Transfer (Deduction) | 0.00 | 949.70 | |
| RCPT | Receipt | 0.00 | 1,575.00 | |
| RXFR | Transfer (Regular) | 4.45 | 0.00 | |
| WARR | Warrants | 47.00 | 0.00 | |
| | | | | -246,424.90 |
| NPS0000 | Brd Prof Soil Classifiers Cash | | | -15,367.24 |

Fund Transaction by Type

Start Date:7/1/21 End Date:12/31/21

| Fund | Fund Description | Beginning Balance | | Ending Balance |
|----------------|-------------------------------------|----------------------|---------------|-----------------------|
| Type | Type Description | Debits | Credits | |
| DXFR | Transfer (Deduction) | 0.00 | 60.59 | |
| RCPT | Receipt | 0.00 | 392.00 | |
| RXFR | Transfer (Regular) | 4.45 | 0.00 | |
| WARR | Warrants | 89.00 | 0.00 | |
| | | | | -15,726.38 |
| NPT0101 | PT-Tourism Oprs-Int Treas | -9,635.01 | | |
| DXFR | Transfer (Deduction) | 0.00 | 37.37 | |
| WARR | Warrants | 80.10 | 0.00 | |
| | | | | -9,592.28 |
| NPT0104 | PT-Sweep-Int Treas | -8,713,587.38 | | |
| DXFR | Transfer (Deduction) | 0.00 | 36,103.79 | |
| RADJ | Receipt Adjustment | 17,070.41 | 17,070.41 | |
| RCPT | Receipt | 0.00 | 17,689,354.62 | |
| RXFR | Transfer (Regular) | 6,715,608.95 | 251,011.17 | |
| WARR | Warrants | 8,067,128.96 | 0.00 | |
| | | | | -11,907,319.05 |
| NPT0204 | War Memorial Cash (0900) | -229,180.78 | | |
| DXFR | Transfer (Deduction) | 0.00 | 912.89 | |
| RADJ | Receipt Adjustment | 1,500.00 | 1,500.00 | |
| RCPT | Receipt | 0.00 | 888,873.86 | |
| RXFR | Transfer (Regular) | 181,729.58 | 121,093.75 | |
| WARR | Warrants | 650,894.90 | 0.00 | |
| | | | | -407,436.80 |
| NPT0904 | ASP Spec License Plate Rever | -742,963.34 | | |
| DXFR | Transfer (Deduction) | 0.00 | 2,714.09 | |
| RXFR | Transfer (Regular) | 0.00 | 105,902.16 | |
| WARR | Warrants | 8,012.80 | 0.00 | |
| | | | | -843,566.79 |
| NRC0000 | RACING LIC APPL (0631) | -367,171.21 | | |
| DXFR | Transfer (Deduction) | 0.00 | 1,437.14 | |
| RCPT | Receipt | 0.00 | 20,760.00 | |
| RXFR | Transfer (Regular) | 67,557.32 | 150,400.70 | |
| WARR | Warrants | 70,325.08 | 0.00 | |
| | | | | -401,886.65 |
| NRC0100 | Compulsive Gamb Disorder Pr | 0.00 | | |
| RXFR | Transfer (Regular) | 0.00 | 200,000.00 | |
| | | | | -200,000.00 |
| NRE0001 | Real Estate-Int Treas | -1,652,514.25 | | |
| COFF | Checks Charged Off | 210.00 | 0.00 | |
| DXFR | Transfer (Deduction) | 0.00 | 7,042.58 | |
| RCPT | Receipt | 0.00 | 1,093,835.94 | |
| RXFR | Transfer (Regular) | 468,262.96 | 807.33 | |
| WARR | Warrants | 251,475.31 | 0.00 | |
| | | | | -2,034,251.83 |
| NRE0002 | Real Estate-Ckg-Int Treas | -781,914.35 | | |
| COFF | Checks Charged Off | 50.00 | 0.00 | |
| DXFR | Transfer (Deduction) | 0.00 | 3,070.51 | |
| RCPT | Receipt | 0.00 | 21,046.92 | |
| | | | | -805,981.78 |
| NRF0000 | Bd Reg Foresters Op (0239) | -104,316.65 | | |
| DXFR | Transfer (Deduction) | 0.00 | 385.21 | |

Fund Transaction by Type

Start Date:7/1/21

End Date:12/31/21

| Fund | Fund Description | Beginning Balance | | Ending Balance |
|----------------|---|----------------------|-----------|----------------------|
| Type | Type Description | Debits | Credits | |
| RCPT | Receipt | 0.00 | 8,976.95 | |
| RXFR | Transfer (Regular) | 8,526.76 | 21.00 | |
| WARR | Warrants | 9,907.92 | 0.00 | |
| | | | | -95,265.13 |
| NRS0001 | Rehab-Tech Eqpt-Int Treas | -1,355,736.95 | | |
| COFF | Checks Charged Off | 10.00 | 0.00 | |
| DXFR | Transfer (Deduction) | 0.00 | 5,192.22 | |
| RCPT | Receipt | 0.00 | 76,422.73 | |
| WARR | Warrants | 212,719.97 | 0.00 | |
| | | | | -1,224,621.93 |
| NRS0002 | Rehab-HSRC Oprs-Int Treas | -147,492.22 | | |
| DXFR | Transfer (Deduction) | 0.00 | 531.49 | |
| RXFR | Transfer (Regular) | 955.40 | 0.00 | |
| WARR | Warrants | 33,610.78 | 0.00 | |
| | | | | -113,457.53 |
| NSA0000 | Brd Examiners Speech-Lang 0 | -2,157,842.11 | | |
| COFF | Checks Charged Off | 160.00 | 0.00 | |
| DXFR | Transfer (Deduction) | 0.00 | 8,481.48 | |
| RCPT | Receipt | 0.00 | 77,097.20 | |
| RXFR | Transfer (Regular) | 39,865.40 | 93.95 | |
| WARR | Warrants | 18,789.39 | 0.00 | |
| | | | | -2,184,699.95 |
| NSC0001 | Spinal Cord-Take Cntrl-Interes | -90,468.08 | | |
| DXFR | Transfer (Deduction) | 0.00 | 405.04 | |
| RCPT | Receipt | 0.00 | 792.82 | |
| RXFR | Transfer (Regular) | 368.60 | 13,574.89 | |
| | | | | -104,872.23 |
| NSF0000 | Three Rivers Study - CIT | -171.58 | | |
| DXFR | Transfer (Deduction) | 0.00 | 127.27 | |
| | | | | -298.85 |
| NSL0200 | State Library Gates Grant | -14,212.06 | | |
| DXFR | Transfer (Deduction) | 0.00 | 55.91 | |
| RCPT | Receipt | 0.00 | 1,310.00 | |
| | | | | -15,577.97 |
| NSP0300 | Troop K Cont-Cash (0960) | -67.72 | | |
| DXFR | Transfer (Deduction) | 0.00 | 0.25 | |
| | | | | -67.97 |
| NSP0400 | CHCL Cash Fund (0960) | -96.31 | | |
| DXFR | Transfer (Deduction) | 0.00 | 0.37 | |
| | | | | -96.68 |
| NSP0600 | ADFA BOND LOAN FOR CONS | -1,333.64 | | |
| DXFR | Transfer (Deduction) | 0.00 | 12.03 | |
| WARR | Warrants | 1,333.64 | 0.00 | |
| | | | | -12.03 |
| NSS0005 | Capitol Bldg&Grds Restor (00 | -1,113.52 | | |
| DXFR | Transfer (Deduction) | 0.00 | 4.32 | |
| | | | | -1,117.84 |
| NSS0009 | SOS - Misc Projects | -23,023.91 | | |
| DXFR | Transfer (Deduction) | 0.00 | 89.49 | |
| | | | | -23,113.40 |

Fund Transaction by Type

Start Date:7/1/21 End Date:12/31/21

| Fund | Fund Description | Beginning Balance | | Ending Balance |
|----------------|---|-------------------|--------------|----------------------|
| Type | Type Description | Debits | Credits | |
| NST0101 | AEDC-S/T WinRock (790) | | | -148.30 |
| DXFR | Transfer (Deduction) | 0.00 | 0.58 | |
| | | | | -148.88 |
| NST0601 | AEDC-S/T Seed Cap (790) | | | -1,396,695.95 |
| DXFR | Transfer (Deduction) | 0.00 | 4,757.55 | |
| WARR | Warrants | 400,000.00 | 0.00 | |
| | | | | -1,001,453.50 |
| NST0701 | AEDC-SciTech Industr (790) | | | -60,213.52 |
| DXFR | Transfer (Deduction) | 0.00 | 249.28 | |
| RXFR | Transfer (Regular) | 18,000.00 | 0.00 | |
| WARR | Warrants | 23,273.82 | 0.00 | |
| | | | | -19,188.98 |
| NST0901 | AEDC-AR Mfg Ext Ntwk (790) | | | -1,208,384.18 |
| DXFR | Transfer (Deduction) | 0.00 | 5,345.65 | |
| RCPT | Receipt | 0.00 | 493,037.86 | |
| RXFR | Transfer (Regular) | 121,757.47 | 45,103.88 | |
| WARR | Warrants | 150,710.52 | 0.00 | |
| | | | | -1,479,403.58 |
| NSW0101 | Soil & Water-Travel-Interest T | | | -7,247,764.69 |
| COFF | Checks Charged Off | 4,132.50 | 0.00 | |
| DXFR | Transfer (Deduction) | 0.00 | 30,766.49 | |
| RADJ | Receipt Adjustment | 3.00 | 3.00 | |
| RCPT | Receipt | 0.00 | 2,335,371.45 | |
| RXFR | Transfer (Regular) | 69,135.19 | 266,692.47 | |
| WARR | Warrants | 471,809.51 | 0.00 | |
| | | | | -9,335,517.90 |
| NSW0106 | Soil & Water-Dam Permit Fees | | | -520,299.40 |
| DXFR | Transfer (Deduction) | 0.00 | 1,943.85 | |
| RCPT | Receipt | 0.00 | 325.00 | |
| RXFR | Transfer (Regular) | 47,351.73 | 0.00 | |
| WARR | Warrants | 10,749.31 | 0.00 | |
| | | | | -464,467.21 |
| NSW0107 | Soil & Water-Gpm-Interest Tre: | | | -153,807.93 |
| DXFR | Transfer (Deduction) | 0.00 | 599.07 | |
| RCPT | Receipt | 0.00 | 38,243.82 | |
| RXFR | Transfer (Regular) | 33,704.26 | 0.00 | |
| WARR | Warrants | 4,963.42 | 0.00 | |
| | | | | -153,983.14 |
| NSW0108 | Soil & Water-Info-Educ-Int Tre | | | -362,771.32 |
| DXFR | Transfer (Deduction) | 0.00 | 1,515.13 | |
| RCPT | Receipt | 0.00 | 170,888.89 | |
| RXFR | Transfer (Regular) | 157,112.75 | 32,225.86 | |
| WARR | Warrants | 21,414.31 | 0.00 | |
| | | | | -388,874.14 |
| NSW0109 | Soil & Water-Tax Credits-Int T | | | -162,853.03 |
| DXFR | Transfer (Deduction) | 0.00 | 555.77 | |
| RCPT | Receipt | 0.00 | 18,427.44 | |
| RXFR | Transfer (Regular) | 33,820.92 | 0.00 | |
| WARR | Warrants | 34,620.57 | 0.00 | |
| | | | | -113,394.75 |
| NSW0110 | Soil & Water-Wellwtr Oprs-Int | | | -511,668.22 |

Fund Transaction by Type

Start Date:7/1/21

End Date:12/31/21

| Fund | Fund Description | Beginning Balance | | Ending Balance |
|----------------|---|----------------------|------------|----------------------|
| Type | Type Description | Debits | Credits | |
| DXFR | Transfer (Deduction) | 0.00 | 2,265.29 | |
| RADJ | Receipt Adjustment | 250.00 | 250.00 | |
| RCPT | Receipt | 0.00 | 123,335.00 | |
| RXFR | Transfer (Regular) | 15,068.87 | 80.25 | |
| WARR | Warrants | 5,445.73 | 0.00 | |
| | | | | -616,834.16 |
| NSW0111 | Soil & Water-Admin Fees-Int T | -1,509,371.52 | | |
| DXFR | Transfer (Deduction) | 0.00 | 5,473.78 | |
| RXFR | Transfer (Regular) | 150,089.18 | 56,282.01 | |
| WARR | Warrants | 127,109.01 | 0.00 | |
| | | | | -1,293,929.12 |
| NSW0112 | Soil & Water-Wtlnds Mitig Bk-I | -115,760.09 | | |
| DXFR | Transfer (Deduction) | 0.00 | 445.11 | |
| RXFR | Transfer (Regular) | 500.00 | 0.00 | |
| WARR | Warrants | 2,450.00 | 0.00 | |
| | | | | -113,255.20 |
| NSW0114 | Soil/Water Wtlnds Rip Tax (455 | -213,696.87 | | |
| DXFR | Transfer (Deduction) | 0.00 | 862.09 | |
| RCPT | Receipt | 0.00 | 19,009.43 | |
| | | | | -233,568.39 |
| NSW0115 | SW-Forestry Grant | -37,028.42 | | |
| DXFR | Transfer (Deduction) | 0.00 | 154.99 | |
| RXFR | Transfer (Regular) | 0.00 | 3,915.00 | |
| | | | | -41,098.41 |
| NSW0116 | Soil & Water-Water Plan Comp | -21,550.80 | | |
| DXFR | Transfer (Deduction) | 0.00 | 82.96 | |
| RCPT | Receipt | 0.00 | 1,230.00 | |
| WARR | Warrants | 1,386.47 | 0.00 | |
| | | | | -21,477.29 |
| NSW0117 | SW-Misc Fees | -2,420.06 | | |
| DXFR | Transfer (Deduction) | 0.00 | 11.35 | |
| RXFR | Transfer (Regular) | 0.00 | 1,028.68 | |
| | | | | -3,460.09 |
| NSW0118 | Soil & Water-Non Riparian(455 | -10,325.29 | | |
| DXFR | Transfer (Deduction) | 0.00 | 40.00 | |
| | | | | -10,365.29 |
| NSW0123 | Nutrient/Poultry Litter | -24,723.39 | | |
| COFF | Checks Charged Off | 50.00 | 0.00 | |
| DXFR | Transfer (Deduction) | 0.00 | 105.53 | |
| RCPT | Receipt | 0.00 | 9,100.00 | |
| WARR | Warrants | 100.00 | 0.00 | |
| | | | | -33,778.92 |
| NSW0124 | S&W Floodplain Adm(0455) | -37,026.74 | | |
| DXFR | Transfer (Deduction) | 0.00 | 143.96 | |
| RCPT | Receipt | 0.00 | 30.00 | |
| | | | | -37,200.70 |
| NSW0125 | ASWC TSPCA NRCS | -57,146.19 | | |
| DXFR | Transfer (Deduction) | 0.00 | 317.94 | |
| RCPT | Receipt | 0.00 | 232,305.86 | |
| RXFR | Transfer (Regular) | 1,980.00 | 0.00 | |
| WARR | Warrants | 206,225.86 | 0.00 | |

Fund Transaction by Type

Start Date:7/1/21 End Date:12/31/21

| Fund | Fund Description | Beginning Balance | | Ending Balance |
|----------------|---|--------------------|--------------|--------------------|
| Type | Type Description | Debits | Credits | |
| | | | | -81,564.13 |
| NSW0126 | ASWCC Tspca Nracs-0455 | -41,691.41 | | |
| DXFR | Transfer (Deduction) | 0.00 | 115.72 | |
| RXFR | Transfer (Regular) | 30,486.51 | 0.00 | |
| WARR | Warrants | 2,493.81 | 0.00 | |
| | | | | -8,826.81 |
| NSW0130 | USGS PAYMENT INDIRECT (04 | -80,046.41 | | |
| DXFR | Transfer (Deduction) | 0.00 | 311.10 | |
| | | | | -80,357.51 |
| NSW0137 | Drinking Water FY09 (0455) | -281,906.02 | | |
| DXFR | Transfer (Deduction) | 0.00 | 889.61 | |
| RCPT | Receipt | 0.00 | 175,000.00 | |
| RXFR | Transfer (Regular) | 235,776.04 | 2,987.05 | |
| WARR | Warrants | 17,003.12 | 0.00 | |
| | | | | -208,003.52 |
| NSW0140 | NRCS-Grants to Districts (455) | -81,874.69 | | |
| DXFR | Transfer (Deduction) | 0.00 | 168.73 | |
| RCPT | Receipt | 0.00 | 73,078.16 | |
| WARR | Warrants | 74,871.72 | 0.00 | |
| | | | | -80,249.86 |
| NTC0000 | TCB Sale to Minors Enf | -940,804.51 | | |
| DXFR | Transfer (Deduction) | 0.00 | 591.87 | |
| RXFR | Transfer (Regular) | 929,845.96 | 0.00 | |
| WARR | Warrants | 10,920.67 | 0.00 | |
| | | | | -629.75 |
| NTC0100 | ATC Tobacco Forfeiture (0261) | -659,377.99 | | |
| DXFR | Transfer (Deduction) | 0.00 | 580.04 | |
| RCPT | Receipt | 0.00 | 2,361.00 | |
| RXFR | Transfer (Regular) | 659,377.99 | 3,043.19 | |
| | | | | -5,984.23 |
| NTC0200 | ATC Law Enforcement Training | -4,299.40 | | |
| DXFR | Transfer (Deduction) | 0.00 | 3.64 | |
| RXFR | Transfer (Regular) | 4,299.40 | 0.00 | |
| | | | | -3.64 |
| NTC0300 | ATC-Enforcement Div | 0.00 | | |
| DXFR | Transfer (Deduction) | 0.00 | 2,907.88 | |
| RCPT | Receipt | 0.00 | 67.83 | |
| RXFR | Transfer (Regular) | 121,020.59 | 1,053,497.12 | |
| WARR | Warrants | 75,667.33 | 0.00 | |
| | | | | -859,784.91 |
| NTC0400 | ATC-Enforce Tobacco Forfeitu | 0.00 | | |
| CTAX | Claims & Taxes | 20,000.00 | 0.00 | |
| DXFR | Transfer (Deduction) | 0.00 | 2,014.42 | |
| RCPT | Receipt | 0.00 | 50,674.24 | |
| RXFR | Transfer (Regular) | 632.90 | 661,474.69 | |
| WARR | Warrants | 16,563.99 | 0.00 | |
| | | | | -676,966.46 |
| NTC0500 | ATC Law Enforce Training & E | 0.00 | | |
| DXFR | Transfer (Deduction) | 0.00 | 13.06 | |
| RXFR | Transfer (Regular) | 0.00 | 4,299.40 | |
| | | | | -4,312.46 |

Fund Transaction by Type

Start Date:7/1/21 End Date:12/31/21

| Fund | Fund Description | Beginning Balance | Ending Balance |
|----------------|-------------------------------------|--------------------|--------------------|
| Type | Type Description | Debits | Credits |
| NTI0000 | Investment Cash (0069) | -304.58 | |
| DXFR | Transfer (Deduction) | 0.00 | 1.18 |
| | | | -305.76 |
| NTR0000 | Towing/Recovery | -1,164.96 | |
| DXFR | Transfer (Deduction) | 0.00 | 4.53 |
| | | | -1,169.49 |
| NTS0100 | ATRS-Asbestos-Cash in Treas | -1,687.90 | |
| DXFR | Transfer (Deduction) | 0.00 | 6.55 |
| | | | -1,694.45 |
| NTT0000 | TOWING AND REC BOARD TR | -254,270.16 | |
| COFF | Checks Charged Off | 294.00 | 0.00 |
| DXFR | Transfer (Deduction) | 0.00 | 921.10 |
| RCPT | Receipt | 0.00 | 113,986.50 |
| RXFR | Transfer (Regular) | 98,651.96 | 0.00 |
| WARR | Warrants | 54,427.86 | 0.00 |
| | | | -215,803.94 |
| NVA0000 | DVA Cash in Treasury | -769,675.08 | |
| COFF | Checks Charged Off | 775.00 | 0.00 |
| DXFR | Transfer (Deduction) | 0.00 | 2,579.79 |
| RCPT | Receipt | 0.00 | 3,973,212.28 |
| RXFR | Transfer (Regular) | 2,130,749.97 | 278,620.08 |
| WARR | Warrants | 2,516,112.56 | 0.00 |
| | | | -376,449.70 |
| NVA0010 | Fayetteville Special Mainten | -514,370.33 | |
| DXFR | Transfer (Deduction) | 0.00 | 1,963.62 |
| RXFR | Transfer (Regular) | 13,529.00 | 0.00 |
| WARR | Warrants | 1,011.00 | 0.00 |
| | | | -501,793.95 |
| NVA0020 | FVH COVID19 Stimulus | 0.00 | |
| DXFR | Transfer (Deduction) | 0.00 | 0.02 |
| RXFR | Transfer (Regular) | 0.02 | 0.00 |
| | | | 0.00 |
| NVA0030 | FVH COVID19 Stimulus2 | -247,365.49 | |
| DXFR | Transfer (Deduction) | 0.00 | 741.33 |
| RXFR | Transfer (Regular) | 248,106.82 | 0.00 |
| | | | 0.00 |
| NVA0040 | FVH Consol Approp Act 100M | -282,224.55 | |
| DXFR | Transfer (Deduction) | 0.00 | 1,096.93 |
| RXFR | Transfer (Regular) | 13,843.28 | 0.00 |
| | | | -269,478.20 |
| NVA0100 | LR Veterans Affair | -11,763.46 | |
| DXFR | Transfer (Deduction) | 0.00 | 45.71 |
| | | | -11,809.17 |
| NVA0200 | Veterans Cemetery § 19-5-107 | -290,919.74 | |
| DXFR | Transfer (Deduction) | 0.00 | 1,306.88 |
| RADJ | Receipt Adjustment | 1,614.00 | 1,614.00 |
| RCPT | Receipt | 0.00 | 283,524.00 |
| RXFR | Transfer (Regular) | 251.86 | 105,210.48 |
| WARR | Warrants | 143,791.45 | 0.00 |
| | | | -536,917.79 |
| NVA0210 | NLR Cemetery Hold (0385) | -193,868.54 | |

Fund Transaction by Type

Start Date:7/1/21 End Date:12/31/21

| Fund | Fund Description | Beginning Balance | | Ending Balance |
|----------------|--------------------------------------|----------------------|--------------|----------------------|
| Type | Type Description | Debits | Credits | |
| DXFR | Transfer (Deduction) | 0.00 | 681.96 | |
| RXFR | Transfer (Regular) | 0.00 | 263,507.42 | |
| WARR | Warrants | 53,507.42 | 0.00 | |
| | | | | -404,550.50 |
| NVA0300 | Birdeye Cemetery Cash (0385) | -115,666.12 | | |
| DXFR | Transfer (Deduction) | 0.00 | 449.84 | |
| RCPT | Receipt | 0.00 | 34,358.80 | |
| RXFR | Transfer (Regular) | 1,808.52 | 184.54 | |
| WARR | Warrants | 31,723.34 | 0.00 | |
| | | | | -117,127.44 |
| NVA0700 | VETERANS AFFAIRS-DONATI | -146.05 | | |
| DXFR | Transfer (Deduction) | 0.00 | 0.57 | |
| | | | | -146.62 |
| NVA0800 | ADVA OFF OF ATT GEN FUND | -42,049.64 | | |
| DXFR | Transfer (Deduction) | 0.00 | 146.51 | |
| RXFR | Transfer (Regular) | 86.35 | 0.00 | |
| WARR | Warrants | 15,266.28 | 0.00 | |
| | | | | -26,843.52 |
| NVA0900 | ADVA STATE VET HOME AT NI | -1,503,889.04 | | |
| COFF | Checks Charged Off | 370.52 | 0.00 | |
| DXFR | Transfer (Deduction) | 0.00 | 6,101.51 | |
| RCPT | Receipt | 0.00 | 6,296,054.89 | |
| RXFR | Transfer (Regular) | 2,913,115.55 | 42,776.07 | |
| WARR | Warrants | 3,067,674.74 | 0.00 | |
| | | | | -1,867,660.70 |
| NVA0910 | NLR COVID19 Stimulus | 0.00 | | |
| DXFR | Transfer (Deduction) | 0.00 | 11.41 | |
| RXFR | Transfer (Regular) | 11.39 | 0.00 | |
| | | | | -0.02 |
| NVA0920 | NLR COVID 19 Stimulus2 | -233,357.21 | | |
| DXFR | Transfer (Deduction) | 0.00 | 832.33 | |
| RXFR | Transfer (Regular) | 23,636.24 | 0.00 | |
| | | | | -210,553.30 |
| NVA0930 | NLR Consol Approp Act 100M | -478,053.83 | | |
| DXFR | Transfer (Deduction) | 0.00 | 1,858.08 | |
| | | | | -479,911.91 |
| NVAHOLD | Rainy Day Disbursement (0385) | -667,891.99 | | |
| DXFR | Transfer (Deduction) | 0.00 | 2,595.82 | |
| | | | | -670,487.81 |
| NWC0000 | Wrks Comp-Interest Treas | -62,217.68 | | |
| DXFR | Transfer (Deduction) | 0.00 | 228.02 | |
| WARR | Warrants | 7,500.00 | 0.00 | |
| | | | | -54,945.70 |
| NWC0001 | Workers Comp-Cash Treas (03 | -101.96 | | |
| DXFR | Transfer (Deduction) | 0.00 | 0.39 | |
| | | | | -102.35 |
| NWS0200 | Pymts Contr/Vendors TAA 081 | -119,636.34 | | |
| DXFR | Transfer (Deduction) | 0.00 | 460.78 | |
| RADJ | Receipt Adjustment | 884.46 | 884.46 | |
| RCPT | Receipt | 0.00 | 523,148.94 | |
| WARR | Warrants | 529,871.28 | 0.00 | |

Fund Transaction by Type

Start Date:7/1/21 End Date:12/31/21

| Fund | Fund Description | Beginning Balance | | Ending Balance |
|----------------|--|----------------------|---------------|----------------------|
| Type | Type Description | Debits | Credits | |
| | | | | -113,374.78 |
| NWS0300 | Rainy Day Funds/UI Moderniz | -1,059,508.90 | | |
| DXFR | Transfer (Deduction) | 0.00 | 4,117.87 | |
| | | | | -1,063,626.77 |
| PAB0100 | Auctioneers Licensing-Payroll | -1,409.39 | | |
| RCPT | Receipt | 0.00 | 13,000.00 | |
| RXFR | Transfer (Regular) | 19,402.84 | 6,443.45 | |
| WARR | Warrants | 1,450.00 | 0.00 | |
| | | | | 0.00 |
| PAG0000 | Agri - Paying (0400) | -8,815.42 | | |
| RXFR | Transfer (Regular) | 9.89 | 0.01 | |
| | | | | -8,805.54 |
| PAY9901 | Department of Agri Paying | -30,160.57 | | |
| RADJ | Receipt Adjustment | 774.40 | 0.00 | |
| RCPT | Receipt | 0.00 | 642.97 | |
| RXFR | Transfer (Regular) | 2,394,118.29 | 4,578,115.12 | |
| WARR | Warrants | 2,056,686.96 | 0.00 | |
| | | | | -157,339.01 |
| PAY9902 | Department of Commerce Pay | -159,022.98 | | |
| RXFR | Transfer (Regular) | 1,027,316.65 | 1,243,422.39 | |
| WARR | Warrants | 116,881.62 | 0.00 | |
| | | | | -258,247.10 |
| PAY9903 | Corrections Paying | 0.00 | | |
| RXFR | Transfer (Regular) | 6,111,655.84 | 41,077,391.92 | |
| WARR | Warrants | 34,850,171.87 | 0.00 | |
| | | | | -115,564.21 |
| PAY9904 | Department of Education Payi | 0.00 | | |
| RCPT | Receipt | 0.00 | 465.10 | |
| RXFR | Transfer (Regular) | 2,613,748.83 | 2,923,092.00 | |
| WARR | Warrants | 223,843.47 | 0.00 | |
| | | | | -85,964.80 |
| PAY9905 | Dept of Energy & Environ Payi | -50,405.00 | | |
| RXFR | Transfer (Regular) | 3,467,876.63 | 3,840,534.62 | |
| WARR | Warrants | 422,350.00 | 0.00 | |
| | | | | -712.99 |
| PAY9906 | Dept of Finance & Admin Payi | -91,431.67 | | |
| RXFR | Transfer (Regular) | 209.38 | 0.00 | |
| | | | | -91,222.29 |
| PAY9907 | Department of Health Paying | 0.00 | | |
| RXFR | Transfer (Regular) | 4.45 | 2,954.45 | |
| WARR | Warrants | 2,950.00 | 0.00 | |
| | | | | 0.00 |
| PAY9908 | DHS PAYING (9908) | -5,590.98 | | |
| RCPT | Receipt | 0.00 | 2,631.32 | |
| RXFR | Transfer (Regular) | 191,140.16 | 184,049.33 | |
| | | | | -1,131.47 |
| PAY9909 | Dept of InspectorGeneral Payi | -7,567.31 | | |
| RCPT | Receipt | 0.00 | 4,484.00 | |
| RXFR | Transfer (Regular) | 560,869.04 | 692,695.22 | |
| WARR | Warrants | 142,295.89 | 0.00 | |

Fund Transaction by Type

Start Date:7/1/21 End Date:12/31/21

| Fund | Fund Description | Beginning Balance | | Ending Balance |
|----------------|---|--------------------|----------------|-----------------------|
| Type | Type Description | Debits | Credits | |
| | | | | -1,581.60 |
| PAY9910 | Depart of Labor&License Payi | -176,937.13 | | |
| RCPT | Receipt | 0.00 | 50,910.64 | |
| RXFR | Transfer (Regular) | 1,229,736.89 | 1,590,400.79 | |
| WARR | Warrants | 579,420.22 | 0.00 | |
| | | | | -9,091.45 |
| PAY9912 | Deptof ParksHeritage&Tourisn | -1,692.73 | | |
| RCPT | Receipt | 0.00 | 1,876.81 | |
| RXFR | Transfer (Regular) | 5,535,062.67 | 8,083,819.24 | |
| WARR | Warrants | 2,443,480.72 | 0.00 | |
| | | | | -108,845.39 |
| PAY9913 | Dept of Public Safety Paying | -2,676.05 | | |
| RXFR | Transfer (Regular) | 3,067,442.75 | 3,471,720.65 | |
| WARR | Warrants | 375,809.14 | 472.81 | |
| | | | | -31,617.62 |
| PAY9914 | Transformation&SharedSvcsP | -167,641.01 | | |
| RXFR | Transfer (Regular) | 981.65 | 0.00 | |
| | | | | -166,659.36 |
| PAYROLL | Statewide Payroll Paying Acct | -742,601.78 | | |
| RCPT | Receipt | 0.00 | 6,272.91 | |
| RXFR | Transfer (Regular) | 541,347.65 | 833,568,870.23 | |
| WARR | Warrants | 776,763,886.44 | 0.00 | |
| | | | | -57,012,510.83 |
| PER0100 | Educ Rehab Paying-Fed Admi | -1,018.07 | | |
| RXFR | Transfer (Regular) | 14.35 | 0.00 | |
| | | | | -1,003.72 |
| PER0200 | Educ Rehab Paying-Prch Serv | -970,532.64 | | |
| RCPT | Receipt | 0.00 | 12,375,437.20 | |
| RXFR | Transfer (Regular) | 13,825,142.84 | 5,529,459.83 | |
| WARR | Warrants | 4,583,773.27 | 0.00 | |
| | | | | -466,513.56 |
| PER0300 | Educ Rehab Paying-Grants | -573,012.73 | | |
| RCPT | Receipt | 0.00 | 1,419,595.07 | |
| RXFR | Transfer (Regular) | 4,129.13 | 6,325,000.00 | |
| WARR | Warrants | 7,903,213.85 | 0.00 | |
| | | | | -410,264.82 |
| PER0500 | Educ Rehab Paying-Grants | -124,553.69 | | |
| RCPT | Receipt | 0.00 | 251,759.00 | |
| RXFR | Transfer (Regular) | 139,040.79 | 0.00 | |
| WARR | Warrants | 184,038.06 | 0.00 | |
| | | | | -53,233.84 |
| PER6000 | Blind Services Grant | 0.00 | | |
| RCPT | Receipt | 0.00 | 1,653,248.87 | |
| RXFR | Transfer (Regular) | 4,178.00 | 785,341.93 | |
| WARR | Warrants | 1,662,070.61 | 0.00 | |
| | | | | -772,342.19 |
| PER6500 | Blind Services Oper | 0.00 | | |
| RCPT | Receipt | 0.00 | 1,746,299.53 | |
| RXFR | Transfer (Regular) | 1,669,984.38 | 2,376,700.26 | |
| WARR | Warrants | 499,848.26 | 0.00 | |
| | | | | -1,953,167.15 |

Fund Transaction by Type

Start Date:7/1/21 End Date:12/31/21

| Fund | Fund Description | Beginning Balance | | Ending Balance |
|----------------|-------------------------------------|----------------------|---------------|----------------------|
| Type | Type Description | Debits | Credits | |
| PFA0100 | AR Dev Fin Auth Paying Oprs | -171,730.80 | | |
| RCPT | Receipt | 0.00 | 2,227,748.47 | |
| RXFR | Transfer (Regular) | 1,934,561.73 | 0.00 | |
| WARR | Warrants | 311,516.63 | 0.00 | |
| | | | | -153,400.91 |
| PHD0000 | Health Oper § 19-5-104 | -6,320,158.00 | | |
| RADJ | Receipt Adjustment | 16,963,968.00 | 16,951,378.03 | |
| RCPT | Receipt | 0.00 | 79,842,353.32 | |
| RXFR | Transfer (Regular) | 78,398,216.92 | 94,839,828.49 | |
| SDIS | Distribution (Special Fund) | 0.00 | 0.00 | |
| SPEC | Special Reversing Entry | 23,242.44 | 23,242.44 | |
| WARR | Warrants | 94,501,925.37 | 0.00 | |
| | | | | -8,089,607.55 |
| PHDCARE | Department of Health CARES / | -221,034.53 | | |
| RCPT | Receipt | 0.00 | 716.35 | |
| RXFR | Transfer (Regular) | 1,988,030.69 | 8,144,763.78 | |
| WARR | Warrants | 4,592,605.77 | 0.00 | |
| | | | | -1,785,878.20 |
| PIG9909 | DIG-Investigators | 0.00 | | |
| RXFR | Transfer (Regular) | 163,099.49 | 174,798.80 | |
| WARR | Warrants | 11,699.31 | 0.00 | |
| | | | | 0.00 |
| PLA0000 | Ark Lottery Payroll (0613) | 0.00 | | |
| RCPT | Receipt | 0.00 | 2,533,756.62 | |
| RXFR | Transfer (Regular) | 2,354,689.01 | 0.00 | |
| | | | | -179,067.61 |
| PMB0100 | State Medical Bd Payroll | -350,749.46 | | |
| RCPT | Receipt | 0.00 | 500,000.00 | |
| RXFR | Transfer (Regular) | 676,454.21 | 0.00 | |
| WARR | Warrants | 120,950.00 | 0.00 | |
| | | | | -53,345.25 |
| PPA0100 | Accounting Board-Payroll | -42,782.28 | | |
| RCPT | Receipt | 0.00 | 300,000.00 | |
| RXFR | Transfer (Regular) | 281,867.92 | 0.00 | |
| WARR | Warrants | 26,550.00 | 0.00 | |
| | | | | -34,364.36 |
| PSL0200 | ADFA Stud Loans Sal (0395) | -19,000.00 | | |
| RCPT | Receipt | 0.00 | 259,128.99 | |
| RXFR | Transfer (Regular) | 235,075.00 | 0.00 | |
| WARR | Warrants | 23,800.00 | 0.00 | |
| | | | | -19,253.99 |
| PTA4000 | Dept Of Human Svcs-Medsvcs | -4,335.19 | | |
| RCPT | Receipt | 0.00 | 18,867.31 | |
| RXFR | Transfer (Regular) | 34,754.71 | 18,895.07 | |
| WARR | Warrants | 3,157.53 | 0.00 | |
| | | | | -4,185.33 |
| PTA4500 | Dept Of Human Svcs-Co Oprs- | -332,150.72 | | |
| RCPT | Receipt | 0.00 | 746,185.82 | |
| RXFR | Transfer (Regular) | 870,181.67 | 251,185.76 | |
| WARR | Warrants | 130,667.38 | 0.00 | |
| | | | | -328,673.25 |

Fund Transaction by Type

Start Date:7/1/21

End Date:12/31/21

| Fund | Fund Description | Beginning Balance | | Ending Balance |
|----------------|-------------------------------------|-----------------------|------------------|-----------------------|
| Type | Type Description | Debits | Credits | |
| PTA7000 | DPSQA Tobacco Settlement (0) | -12,981.08 | | |
| RCPT | Receipt | 0.00 | 209,948.34 | |
| RXFR | Transfer (Regular) | 356,405.69 | 215,921.90 | |
| WARR | Warrants | 67,741.82 | 0.00 | |
| | | | | -14,703.81 |
| PTD8100 | Tobacco DD Pay-Prescr Drugs | -34,439.83 | | |
| RCPT | Receipt | 0.00 | 123,228.63 | |
| RXFR | Transfer (Regular) | 0.00 | 234,181.51 | |
| WARR | Warrants | 357,951.73 | 0.00 | |
| | | | | -33,898.24 |
| PTD8600 | Tobacco DD Pay-Hosp Med Se | -12,058,652.58 | | |
| RCPT | Receipt | 0.00 | 23,698,405.66 | |
| RXFR | Transfer (Regular) | 0.00 | 6,587,785.33 | |
| WARR | Warrants | 30,553,576.40 | 0.00 | |
| | | | | -11,791,267.17 |
| PVN0100 | Northwest TI-Payroll Paying | -68,439.00 | | |
| RCPT | Receipt | 0.00 | 440,000.00 | |
| RXFR | Transfer (Regular) | 376,268.36 | 0.00 | |
| WARR | Warrants | 32,450.00 | 0.00 | |
| | | | | -99,720.64 |
| PWD7500 | Dept Of Human Svcs-Tea Emp | -617,421.73 | | |
| RXFR | Transfer (Regular) | 29,878.00 | 128,885.00 | |
| WARR | Warrants | 102,695.00 | 0.00 | |
| | | | | -613,733.73 |
| PWD7600 | DHS-Delay Grnts-AFDC | -464,239.18 | | |
| RCPT | Receipt | 0.00 | 349.00 | |
| RXFR | Transfer (Regular) | 361,727.52 | 1,495,948.12 | |
| WARR | Warrants | 1,176,472.60 | 0.00 | |
| | | | | -422,336.18 |
| PWD7700 | DHS-Nrs Hm Vndr Payments | -5,373,771.99 | | |
| RCPT | Receipt | 0.00 | 247,585,454.28 | |
| RXFR | Transfer (Regular) | 5,373,771.99 | 74,000,471.25 | |
| WARR | Warrants | 318,940,665.06 | 0.00 | |
| | | | | -2,645,260.47 |
| PWD8100 | DHS-DrugVenPay-FamPlan | -4,369,127.46 | | |
| RCPT | Receipt | 0.00 | 41,646,037.99 | |
| RXFR | Transfer (Regular) | 2,132,559.76 | 181,447,582.43 | |
| WARR | Warrants | 224,148,115.31 | 0.00 | |
| | | | | -1,182,072.81 |
| PWD8200 | DHS-Peer Revw-Phrmcy Audit | -96,903.82 | | |
| RCPT | Receipt | 0.00 | 26,922.94 | |
| RXFR | Transfer (Regular) | 0.00 | 34,862.48 | |
| WARR | Warrants | 72,470.85 | 0.00 | |
| | | | | -86,218.39 |
| PWD8600 | DHS-Hosp/Med Vendor | -78,667,395.81 | | |
| RCPT | Receipt | 0.00 | 2,819,235,648.56 | |
| RXFR | Transfer (Regular) | 455,471,828.72 | 1,013,342,611.02 | |
| WARR | Warrants | 3,420,800,369.29 | 0.00 | |
| | | | | -34,973,457.38 |
| PWD8700 | DHS-Med Assist Prg Admin | -8,214,943.09 | | |
| RCPT | Receipt | 0.00 | 21,405,669.00 | |

Fund Transaction by Type

Start Date:7/1/21 End Date:12/31/21

| Fund | Fund Description | Beginning Balance | | Ending Balance |
|----------------|-------------------------------------|-----------------------|----------------|-----------------------|
| Type | Type Description | Debits | Credits | |
| RXFR | Transfer (Regular) | 16,770,971.89 | 4,737,573.44 | |
| WARR | Warrants | 9,545,232.90 | 0.00 | |
| | | | | -8,041,980.74 |
| PWD8900 | DHS-Med Assist Prg Peer Rev | -8,416,514.73 | | |
| RCPT | Receipt | 0.00 | 104,669,400.85 | |
| RXFR | Transfer (Regular) | 291,208.35 | 34,914,842.69 | |
| WARR | Warrants | 116,096,738.13 | 0.00 | |
| | | | | -31,612,811.79 |
| PWD9400 | DHS-Lng Trm Care Prof Contrs | -456,461.02 | | |
| RCPT | Receipt | 0.00 | 516,930.95 | |
| RXFR | Transfer (Regular) | 593.60 | 239,417.11 | |
| WARR | Warrants | 691,626.37 | 0.00 | |
| | | | | -520,589.11 |
| PWD9600 | DHS ARKIDS B Prg | -13,583,041.31 | | |
| RCPT | Receipt | 0.00 | 34,691,136.51 | |
| RXFR | Transfer (Regular) | 12,771,604.59 | 29,924,717.30 | |
| WARR | Warrants | 43,245,715.15 | 0.00 | |
| | | | | -22,181,575.38 |
| PWE1400 | DHS-SSvs Blk Grnt-Title XX | -49,297.23 | | |
| RCPT | Receipt | 0.00 | 324,011.65 | |
| RXFR | Transfer (Regular) | 323,728.32 | 0.00 | |
| | | | | -49,580.56 |
| PWE1500 | DHS-Older Wrkr Prgm | -3,765.28 | | |
| RXFR | Transfer (Regular) | 0.00 | 360,276.48 | |
| WARR | Warrants | 359,062.75 | 0.00 | |
| | | | | -4,979.01 |
| PWE2000 | DHS-Aging Proj Grant Paymer | -806,628.98 | | |
| RCPT | Receipt | 0.00 | 4,026,211.89 | |
| RXFR | Transfer (Regular) | 241.54 | 29,325.45 | |
| WARR | Warrants | 3,892,182.92 | 0.00 | |
| | | | | -969,741.86 |
| PWE2300 | DHS Sr Citizens Centers | -1,946,372.18 | | |
| RXFR | Transfer (Regular) | 0.00 | 1,621,746.55 | |
| WARR | Warrants | 1,432,492.02 | 0.00 | |
| | | | | -2,135,626.71 |
| PWE4600 | DHS-Aging-RSVP Payments | 0.00 | | |
| RXFR | Transfer (Regular) | 0.00 | 15,300.00 | |
| WARR | Warrants | 15,300.00 | 0.00 | |
| | | | | 0.00 |
| PWE4700 | DHS-Aging-Nrsing Hm Care AI | -208,037.26 | | |
| RXFR | Transfer (Regular) | 88,104.62 | 1,827,721.85 | |
| WARR | Warrants | 1,739,617.23 | 0.00 | |
| | | | | -208,037.26 |
| PWE5200 | DHS-Aging-Nutrition Prgm | -576,947.88 | | |
| RCPT | Receipt | 0.00 | 4,408,862.16 | |
| RXFR | Transfer (Regular) | 0.00 | 56,084.29 | |
| WARR | Warrants | 4,795,192.55 | 0.00 | |
| | | | | -246,701.78 |
| PWE5300 | Mental Hlth Grants (0710) | -9,736.46 | | |
| RCPT | Receipt | 0.00 | 353,380.67 | |
| RXFR | Transfer (Regular) | 2,492.98 | 14,157,349.19 | |

Fund Transaction by Type

Start Date:7/1/21 End Date:12/31/21

| Fund | Fund Description | Beginning Balance | | Ending Balance |
|----------------|--------------------------------------|-----------------------|---------------|-----------------------|
| Type | Type Description | Debits | Credits | |
| WARR | Warrants | 14,360,638.60 | 0.00 | |
| | | | | -157,334.74 |
| PWE7000 | DHS-DPSQA Grant Awards (07 | -30,992.52 | | |
| RCPT | Receipt | 0.00 | 109,910.73 | |
| RXFR | Transfer (Regular) | 2,000.00 | 28,787.58 | |
| WARR | Warrants | 142,631.80 | 0.00 | |
| | | | | -25,059.03 |
| PWE7900 | DHS-Infant Infirmiry Nrsng Hn | -1,395,175.82 | | |
| RCPT | Receipt | 0.00 | 175,169.58 | |
| RXFR | Transfer (Regular) | 5,607.17 | 44,844.95 | |
| WARR | Warrants | 225,620.05 | 0.00 | |
| | | | | -1,383,963.13 |
| PWE8000 | DHS Public Nursing Home Car | -14,852,688.67 | | |
| RCPT | Receipt | 0.00 | 74,869,471.23 | |
| RXFR | Transfer (Regular) | 4,932,400.15 | 5,314,650.65 | |
| WARR | Warrants | 76,683,188.38 | 0.00 | |
| | | | | -13,421,222.02 |
| PWE9000 | DHS Family Preservation | -903,367.72 | | |
| RCPT | Receipt | 0.00 | 3,999,989.05 | |
| RXFR | Transfer (Regular) | 966,321.16 | 735,579.22 | |
| WARR | Warrants | 3,397,735.68 | 0.00 | |
| | | | | -1,274,879.15 |
| PWE9100 | DHS DCF IV E Foster Care | -4,857,510.71 | | |
| COFF | Checks Charged Off | 125.00 | 0.00 | |
| RCPT | Receipt | 0.00 | 26,548,909.33 | |
| RXFR | Transfer (Regular) | 1,202,886.93 | 8,435,093.45 | |
| WARR | Warrants | 34,136,685.11 | 0.00 | |
| | | | | -4,501,816.45 |
| PWE9300 | DHS DCF Child Care Cost | -622,302.06 | | |
| RCPT | Receipt | 0.00 | 4,877,569.96 | |
| RXFR | Transfer (Regular) | 90,381.41 | 1,195,967.22 | |
| WARR | Warrants | 6,227,190.51 | 0.00 | |
| | | | | -378,267.32 |
| PWE9400 | DHS Food Stamps | -158,800.68 | | |
| RCPT | Receipt | 0.00 | 366,125.56 | |
| RXFR | Transfer (Regular) | 69,031.09 | 30,842.99 | |
| WARR | Warrants | 482,627.12 | 0.00 | |
| | | | | -4,111.02 |
| PWE9700 | DHS-Comm Dev Blk Grants-(7' | -176,871.06 | | |
| RCPT | Receipt | 0.00 | 5,921,019.37 | |
| RXFR | Transfer (Regular) | 0.00 | 533,039.09 | |
| WARR | Warrants | 6,156,942.12 | 0.00 | |
| | | | | -473,987.40 |
| PWP0100 | Dept of Human Srvs-DDS St O | -246,425.08 | | |
| RCPT | Receipt | 0.00 | 1,676,446.41 | |
| WARR | Warrants | 1,477,160.52 | 0.00 | |
| | | | | -445,710.97 |
| PWP1000 | Dept Of Human Srvs-Dir Off Ac | -188,542.32 | | |
| RCPT | Receipt | 0.00 | 285,559.52 | |
| RXFR | Transfer (Regular) | 355,725.57 | 222,230.70 | |
| WARR | Warrants | 65,549.79 | 0.00 | |

Fund Transaction by Type

Start Date:7/1/21 End Date:12/31/21

| Fund | Fund Description | Beginning Balance | Ending Balance |
|----------------|-------------------------------------|-----------------------|-----------------------|
| Type | Type Description | Debits | Credits |
| | | | -275,057.18 |
| PWP1200 | DHS-Office CLO (0710) | -45,475.57 | |
| RCPT | Receipt | 0.00 | 170,312.77 |
| RXFR | Transfer (Regular) | 325,706.42 | 216,312.40 |
| WARR | Warrants | 52,240.71 | 0.00 |
| | | | -54,153.61 |
| PWP1300 | DHS OFFICE SEC/COMP ADM | -71,825.54 | |
| RCPT | Receipt | 0.00 | 265,525.22 |
| RXFR | Transfer (Regular) | 614,314.54 | 437,102.77 |
| WARR | Warrants | 132,630.37 | 0.00 |
| | | | -27,508.62 |
| PWP1500 | Dept Of Human Svcs-Chief Co | -1,250,564.82 | |
| RCPT | Receipt | 0.00 | 2,353,220.06 |
| RXFR | Transfer (Regular) | 5,459,870.52 | 3,801,707.48 |
| WARR | Warrants | 874,944.99 | 0.00 |
| | | | -1,070,676.85 |
| PWP2000 | Dept of Human Svcs-Aging Ad | -5,997,945.15 | |
| COFF | Checks Charged Off | 1,810.00 | 0.00 |
| RCPT | Receipt | 0.00 | 4,201,655.26 |
| RXFR | Transfer (Regular) | 5,247,672.32 | 2,552,743.16 |
| WARR | Warrants | 1,113,730.93 | 0.00 |
| | | | -6,389,130.32 |
| PWP2500 | Dept of Human Svcs-DCFS Ad | -3,070,576.53 | |
| RADJ | Receipt Adjustment | 1,150.13 | 1,150.13 |
| RCPT | Receipt | 0.00 | 14,043,781.42 |
| RXFR | Transfer (Regular) | 38,454,414.51 | 33,401,425.37 |
| WARR | Warrants | 12,284,073.40 | 0.00 |
| | | | 222,704.59 |
| PWP3000 | Dept of Human Svcs-DCCECE | -1,348,031.44 | |
| RCPT | Receipt | 0.00 | 10,161,922.85 |
| RXFR | Transfer (Regular) | 8,148,889.31 | 8,373,880.20 |
| WARR | Warrants | 7,399,715.09 | 0.00 |
| | | | -4,335,230.09 |
| PWP3500 | Dept Of Human Svcs-Mntl Hlth | -5,203,697.67 | |
| RCPT | Receipt | 0.00 | 18,647,784.72 |
| RXFR | Transfer (Regular) | 31,667,244.44 | 31,631,674.06 |
| WARR | Warrants | 18,108,731.51 | 0.00 |
| | | | -5,707,180.50 |
| PWP4000 | Dept Of Human Svcs-Medsvcs | -16,068,983.67 | |
| RCPT | Receipt | 0.00 | 3,611,195.32 |
| RXFR | Transfer (Regular) | 4,332,530.11 | 1,388,436.98 |
| WARR | Warrants | 1,145,043.65 | 0.00 |
| | | | -15,591,042.21 |
| PWP4500 | Dept Of Human Svcs-Co Oprs- | -3,989,457.94 | |
| RCPT | Receipt | 0.00 | 40,111,280.85 |
| RXFR | Transfer (Regular) | 45,133,904.52 | 30,567,586.07 |
| WARR | Warrants | 26,464,578.50 | 0.00 |
| | | | -3,069,841.84 |
| PWP5000 | Dept Of Human Svcs-Admin Sr | -2,334,784.76 | |
| RADJ | Receipt Adjustment | 25.00 | 25.00 |
| RCPT | Receipt | 0.00 | 3,744,627.99 |

Fund Transaction by Type

Start Date:7/1/21 End Date:12/31/21

| Fund | Fund Description | Beginning Balance | | Ending Balance |
|----------------|--|----------------------|---------------|----------------------|
| Type | Type Description | Debits | Credits | |
| RXFR | Transfer (Regular) | 6,527,934.41 | 4,194,525.40 | |
| SDIS | Distribution (Special Fund) | 0.00 | 0.00 | |
| SPEC | Special Reversing Entry | 25.00 | 25.00 | |
| WARR | Warrants | 1,605,788.76 | 0.00 | |
| | | | | -2,140,214.98 |
| PWP5100 | DHS-Office CPO (0710) | -302,653.61 | | |
| RCPT | Receipt | 0.00 | 972,842.79 | |
| RXFR | Transfer (Regular) | 1,634,428.14 | 886,698.64 | |
| WARR | Warrants | 341,358.75 | 0.00 | |
| | | | | -186,408.15 |
| PWP5200 | DHS-Office CIO (0710) | -1,299,581.67 | | |
| RCPT | Receipt | 0.00 | 3,269,742.02 | |
| RXFR | Transfer (Regular) | 3,909,464.02 | 3,586,366.71 | |
| WARR | Warrants | 2,536,425.34 | 0.00 | |
| | | | | -1,709,801.04 |
| PWP5300 | DHS-Office HR (0710) | -215,707.81 | | |
| RCPT | Receipt | 0.00 | 937,840.56 | |
| RXFR | Transfer (Regular) | 1,600,659.18 | 889,504.00 | |
| WARR | Warrants | 353,348.19 | 0.00 | |
| | | | | -89,045.00 |
| PWP5500 | Dept of Human Svcs-DDS Adm | -9,099,604.27 | | |
| RCPT | Receipt | 0.00 | 45,749,444.95 | |
| RXFR | Transfer (Regular) | 50,253,435.68 | 21,501,841.97 | |
| WARR | Warrants | 22,092,679.80 | 0.00 | |
| | | | | -4,004,775.71 |
| PWP7000 | Div of Provider Serv&Qual Ass | -154,697.66 | | |
| COFF | Checks Charged Off | 750.00 | 0.00 | |
| RCPT | Receipt | 0.00 | 4,588,052.50 | |
| RXFR | Transfer (Regular) | 6,492,171.77 | 3,812,064.46 | |
| WARR | Warrants | 1,655,343.73 | 0.00 | |
| | | | | -406,549.12 |
| PWP7500 | Dept of Human Svcs-Vol Admir | -183,480.75 | | |
| RCPT | Receipt | 0.00 | 305,955.15 | |
| RXFR | Transfer (Regular) | 463,609.26 | 258,081.36 | |
| WARR | Warrants | 99,059.38 | 0.00 | |
| | | | | -184,848.62 |
| PWP8000 | Dept Of Human Svcs-Yth Srv P | -657,666.44 | | |
| RCPT | Receipt | 0.00 | 129,798.50 | |
| RXFR | Transfer (Regular) | 2,880,197.81 | 4,943,935.12 | |
| WARR | Warrants | 2,235,137.82 | 0.00 | |
| | | | | -616,064.43 |
| PWS0000 | Temp Emp Asst Svc § 19-5-104 | -821,579.49 | | |
| RCPT | Receipt | 0.00 | 22,305,353.61 | |
| RXFR | Transfer (Regular) | 20,992,911.54 | 3,215,618.14 | |
| WARR | Warrants | 4,680,280.46 | 0.00 | |
| | | | | -669,359.24 |
| PWS0100 | DWS TANF Contingency (0810) | -7,931.58 | | |
| RCPT | Receipt | 0.00 | 855,683.03 | |
| RXFR | Transfer (Regular) | 685,806.51 | 7,020.35 | |
| WARR | Warrants | 184,828.45 | 0.00 | |
| | | | | 0.00 |

Fund Transaction by Type

Start Date:7/1/21 End Date:12/31/21

| Fund | Fund Description | Beginning Balance | | Ending Balance |
|----------------|---------------------------------------|------------------------|----------------|------------------------|
| Type | Type Description | Debits | Credits | |
| PWS0300 | New Hire Registry (0810) | -114,255.83 | | |
| RXFR | Transfer (Regular) | 0.00 | 7,653.25 | |
| WARR | Warrants | 48,307.28 | 0.00 | |
| | | | | -73,601.80 |
| PWS0400 | St Generated Fund TANF (0810) | -120.00 | | |
| RXFR | Transfer (Regular) | 0.00 | 100,000.00 | |
| WARR | Warrants | 60,261.49 | 0.00 | |
| | | | | -39,858.51 |
| PWS6000 | Blind Services Grant | -716,270.46 | | |
| RXFR | Transfer (Regular) | 607,751.47 | 1,879.53 | |
| WARR | Warrants | 84,361.59 | 0.00 | |
| | | | | -26,036.93 |
| PWS6500 | Blind Services Oper | -1,804,211.95 | | |
| RXFR | Transfer (Regular) | 1,841,278.17 | 52,177.21 | |
| WARR | Warrants | 14,910.99 | 0.00 | |
| | | | | -200.00 |
| RRA0000 | State Hwy & Transportation | -321,797,757.52 | | |
| COFF | Checks Charged Off | 11,774.54 | 0.00 | |
| CTAX | Claims & Taxes | 6,832.50 | 0.00 | |
| DXFR | Transfer (Deduction) | 0.00 | 1,175,395.00 | |
| HDIS | Distribution (Highway Fund) | 0.00 | 209,792,980.67 | |
| HSDIS | Highway Severance Distribution | 0.00 | 16,625,470.84 | |
| RADJ | Receipt Adjustment | 779,693.41 | 131,843.39 | |
| RCPT | Receipt | 0.00 | 804,730,179.51 | |
| RXFR | Transfer (Regular) | 347,922,874.63 | 437,330,616.58 | |
| SDIS | Distribution (Special Fund) | 0.00 | 10,651,434.88 | |
| SPEC | Special Reversing Entry | 735,452,296.96 | 346,877,178.94 | |
| TELL | Teller | 3,441.74 | 0.00 | |
| WARR | Warrants | 872,099,680.80 | 2,459.82 | |
| WFDIS | Wholesale FuelTax Distribution | 0.00 | 30,036,411.83 | |
| | | | | -222,875,134.40 |
| RRA0100 | Intermodal Grants (0090) | 0.00 | | |
| RXFR | Transfer (Regular) | 0.00 | 525,000.00 | |
| WARR | Warrants | 525,000.00 | 0.00 | |
| | | | | 0.00 |
| RRA4LHC | 4 Lane Highway Construction | -622,470,597.36 | | |
| 4LHC | Four Lane Highway Constructio | 0.00 | 123,747,405.96 | |
| DXFR | Transfer (Deduction) | 0.00 | 1,543,873.23 | |
| RCPT | Receipt | 0.00 | 580,505.18 | |
| RXFR | Transfer (Regular) | 157,152,728.69 | 333,934,737.19 | |
| SPEC | Special Reversing Entry | 333,934,737.19 | 157,152,728.69 | |
| WARR | Warrants | 185,851,533.58 | 0.00 | |
| | | | | -562,490,848.15 |
| RRB0000 | State Aid Road | -37,584,562.17 | | |
| RCPT | Receipt | 0.00 | 1,431,889.45 | |
| RXFR | Transfer (Regular) | 1,043,824.23 | 11,858,661.47 | |
| SDIS | Distribution (Special Fund) | 0.00 | 10,941,189.51 | |
| SPEC | Special Reversing Entry | 11,847,781.47 | 556,564.23 | |
| WARR | Warrants | 16,941,218.92 | 0.00 | |
| | | | | -32,540,042.21 |
| RRC0000 | State Aid Street (0090) | -23,578,814.14 | | |

Fund Transaction by Type

Start Date:7/1/21 End Date:12/31/21

| Fund | Fund Description | Beginning Balance | | Ending Balance |
|----------------|---------------------------------------|----------------------|---------------|-----------------------|
| Type | Type Description | Debits | Credits | |
| RCPT | Receipt | 0.00 | 257,742.87 | |
| RXFR | Transfer (Regular) | 556,564.23 | 12,335,041.47 | |
| SDIS | Distribution (Special Fund) | 0.00 | 10,941,189.51 | |
| SPEC | Special Reversing Entry | 11,847,781.47 | 556,564.23 | |
| WARR | Warrants | 13,159,223.68 | 0.00 | |
| | | | | -22,105,782.84 |
| SAB0100 | AR Motor Vehicle Comm-Oprs | -2,350,873.27 | | |
| COFF | Checks Charged Off | 100.00 | 0.00 | |
| RCPT | Receipt | 0.00 | 452,240.19 | |
| RXFR | Transfer (Regular) | 130,480.89 | 164.23 | |
| SDIS | Distribution (Special Fund) | 0.00 | 384,250.35 | |
| SPEC | Special Reversing Entry | 390,300.00 | 0.00 | |
| WARR | Warrants | 38,038.39 | 0.00 | |
| | | | | -2,628,608.76 |
| SAC0000 | Asbestos Control | -1,386,650.83 | | |
| COFF | Checks Charged Off | 395.00 | 0.00 | |
| RCPT | Receipt | 0.00 | 184,490.00 | |
| RXFR | Transfer (Regular) | 75,712.01 | 0.00 | |
| SDIS | Distribution (Special Fund) | 0.00 | 164,327.80 | |
| SPEC | Special Reversing Entry | 172,325.00 | 5,410.00 | |
| WARR | Warrants | 21,846.10 | 0.00 | |
| | | | | -1,470,600.52 |
| SAD0100 | Public Serv Util Safe-Pipeline | -1,681,686.53 | | |
| RCPT | Receipt | 0.00 | 10,908.55 | |
| RXFR | Transfer (Regular) | 445,607.93 | 2,486.50 | |
| SDIS | Distribution (Special Fund) | 0.00 | 10,711.35 | |
| SPEC | Special Reversing Entry | 10,880.00 | 0.00 | |
| WARR | Warrants | 74,444.66 | 0.00 | |
| | | | | -1,174,860.34 |
| SAE0200 | AR Econ Dev-3.9% Rebate | -4,081,210.00 | | |
| LCRT | General Letter of Cert | 0.00 | 6,611,298.00 | |
| RCPT | Receipt | 0.00 | 667,541.00 | |
| RXFR | Transfer (Regular) | 0.00 | 406,804.75 | |
| WARR | Warrants | 9,151,818.75 | 0.00 | |
| | | | | -2,615,035.00 |
| SAH0200 | Oil Museum-Oil/Brine | -66,111.39 | | |
| RXFR | Transfer (Regular) | 21,919.25 | 37,987.36 | |
| SDIS | Distribution (Special Fund) | 0.00 | 35,135.60 | |
| SPEC | Special Reversing Entry | 37,987.36 | 1,727.71 | |
| WARR | Warrants | 3,142.03 | 0.00 | |
| | | | | -77,913.42 |
| SAT0000 | Special Addl Taxes (0630) | -47,294.71 | | |
| RXFR | Transfer (Regular) | 22,951,307.45 | 23,335,637.75 | |
| | | | | -431,625.01 |
| SAW0000 | Abadoned/Orphaned Well Plug | -2,886,265.69 | | |
| RXFR | Transfer (Regular) | 0.00 | 10,000,000.00 | |
| | | | | -12,886,265.69 |
| SBA0100 | Keep AR Beautiful-Oprs | -826,431.65 | | |
| RCPT | Receipt | 0.00 | 90.76 | |
| RXFR | Transfer (Regular) | 76,962.75 | 472,403.23 | |
| WARR | Warrants | 294,389.44 | 0.00 | |

Fund Transaction by Type

Start Date:7/1/21 End Date:12/31/21

| Fund | Fund Description | Beginning Balance | | Ending Balance |
|----------------|-------------------------------------|----------------------|--------------|----------------------|
| Type | Type Description | Debits | Credits | |
| | | | | -927,573.45 |
| SBB0100 | Soybean Board-Operations | -5,785,586.48 | | |
| RCPT | Receipt | 0.00 | 2,839,620.44 | |
| RXFR | Transfer (Regular) | 8,169,404.51 | 9,990,469.31 | |
| SDIS | Distribution (Special Fund) | 0.00 | 4,352,329.29 | |
| SPEC | Special Reversing Entry | 12,968,833.21 | 8,477,265.31 | |
| WARR | Warrants | 1,678,053.60 | 0.00 | |
| | | | | -8,628,979.51 |
| SBC0100 | AR Beef Council | -220,783.80 | | |
| RCPT | Receipt | 0.00 | 447,462.06 | |
| RXFR | Transfer (Regular) | 738,266.54 | 781,900.48 | |
| SDIS | Distribution (Special Fund) | 0.00 | 222,731.05 | |
| SPEC | Special Reversing Entry | 290,751.87 | 60,895.26 | |
| WARR | Warrants | 526,132.79 | 0.00 | |
| | | | | -178,621.45 |
| SBL0000 | Bail Bond Recovery | -1,664,194.25 | | |
| RCPT | Receipt | 0.00 | 101,312.00 | |
| SDIS | Distribution (Special Fund) | 0.00 | 99,741.67 | |
| SPEC | Special Reversing Entry | 101,312.00 | 0.00 | |
| | | | | -1,763,935.92 |
| SBN0100 | Ar St Bd of Nursing-Oprs | -6,569,167.26 | | |
| RCPT | Receipt | 0.00 | 1,846,793.21 | |
| RXFR | Transfer (Regular) | 1,249,646.95 | 3,233.37 | |
| SDIS | Distribution (Special Fund) | 0.00 | 1,805,162.16 | |
| SPEC | Special Reversing Entry | 1,833,582.69 | 0.00 | |
| WARR | Warrants | 469,993.99 | 0.00 | |
| | | | | -6,671,132.37 |
| SBN0200 | Nursing Grant (0277) | -84,372.31 | | |
| RXFR | Transfer (Regular) | 0.00 | 145,891.74 | |
| WARR | Warrants | 92,744.49 | 0.00 | |
| | | | | -137,519.56 |
| SBS0000 | Boating Safety(080) | -5,075.88 | | |
| RXFR | Transfer (Regular) | 509,172.15 | 535,301.12 | |
| SDIS | Distribution (Special Fund) | 0.00 | 379,968.73 | |
| SPEC | Special Reversing Entry | 392,154.60 | 30.00 | |
| | | | | -19,048.98 |
| SCB0100 | AR Catfish Promotion | -95,936.62 | | |
| RCPT | Receipt | 0.00 | 19,455.13 | |
| SDIS | Distribution (Special Fund) | 0.00 | 18,852.01 | |
| SPEC | Special Reversing Entry | 19,455.13 | 0.00 | |
| WARR | Warrants | 20,000.00 | 0.00 | |
| | | | | -94,788.63 |
| SCC0100 | County-Circuit Clerk Cont Ed | -125,781.28 | | |
| RXFR | Transfer (Regular) | 0.00 | 108,359.15 | |
| SDIS | Distribution (Special Fund) | 0.00 | 105,000.02 | |
| SPEC | Special Reversing Entry | 108,359.15 | 0.00 | |
| WARR | Warrants | 55,594.28 | 0.00 | |
| | | | | -175,187.02 |
| SCE0000 | St Crime Lab Equip-Special | -76,436.02 | | |
| RADJ | Receipt Adjustment | 108.00 | 404.20 | |
| RCPT | Receipt | 0.00 | 222,109.17 | |

Fund Transaction by Type

Start Date:7/1/21 End Date:12/31/21

| Fund | Fund Description | Beginning Balance | | Ending Balance |
|----------------|--------------------------------------|-----------------------|---------------|-----------------------|
| Type | Type Description | Debits | Credits | |
| RXFR | Transfer (Regular) | 263,818.16 | 0.00 | |
| SDIS | Distribution (Special Fund) | 0.00 | 215,510.80 | |
| SPEC | Special Reversing Entry | 222,405.37 | 0.00 | |
| | | | | -28,128.66 |
| SCE0100 | St Crime Lab Equip-Sp Rev | -231,869.03 | | |
| RADJ | Receipt Adjustment | 296.20 | 0.00 | |
| RCPT | Receipt | 0.00 | 296.20 | |
| RXFR | Transfer (Regular) | 0.00 | 266,092.84 | |
| WARR | Warrants | 252,351.15 | 0.00 | |
| | | | | -245,610.72 |
| SCF0000 | County Corners Con ED 19-6-£ | -91,935.04 | | |
| RXFR | Transfer (Regular) | 0.00 | 54,179.55 | |
| SDIS | Distribution (Special Fund) | 0.00 | 52,499.98 | |
| SPEC | Special Reversing Entry | 54,179.55 | 0.00 | |
| WARR | Warrants | 47,760.52 | 0.00 | |
| | | | | -96,674.50 |
| SCP0000 | AR Child Passenger Protectioi | -421,398.86 | | |
| RCPT | Receipt | 0.00 | 53,119.40 | |
| SDIS | Distribution (Special Fund) | 0.00 | 51,472.71 | |
| SPEC | Special Reversing Entry | 55,493.81 | 2,374.41 | |
| WARR | Warrants | 14,346.68 | 0.00 | |
| | | | | -458,524.89 |
| SCS0200 | ADHE - PVC Op (0700) | -287,517.68 | | |
| RCPT | Receipt | 0.00 | 30,131.00 | |
| RXFR | Transfer (Regular) | 87,855.10 | 0.00 | |
| SDIS | Distribution (Special Fund) | 0.00 | 29,663.96 | |
| SPEC | Special Reversing Entry | 30,131.00 | 0.00 | |
| WARR | Warrants | 1,042.19 | 0.00 | |
| | | | | -228,284.35 |
| SCT0100 | DHS-Child Care Opr | -9,731.78 | | |
| RCPT | Receipt | 0.00 | 119,479.15 | |
| RXFR | Transfer (Regular) | 72,318.59 | 0.00 | |
| SDIS | Distribution (Special Fund) | 0.00 | 117,627.21 | |
| SPEC | Special Reversing Entry | 120,894.15 | 1,415.00 | |
| | | | | -55,040.40 |
| SCX0000 | Conservation Tax | 0.00 | | |
| RXFR | Transfer (Regular) | 90,568,953.74 | 92,062,338.74 | |
| SDIS | Distribution (Special Fund) | 0.00 | 46,680,324.56 | |
| SPEC | Special Reversing Entry | 91,231,385.30 | 43,057,675.74 | |
| | | | | 0.00 |
| SDA0100 | Div of Aeronautics | -11,040,827.76 | | |
| RCPT | Receipt | 0.00 | 15,617.79 | |
| RXFR | Transfer (Regular) | 630,755.69 | 6,003,497.06 | |
| SDIS | Distribution (Special Fund) | 0.00 | 5,420,147.61 | |
| SPEC | Special Reversing Entry | 6,000,246.45 | 406,698.87 | |
| WARR | Warrants | 3,496,798.78 | 0.00 | |
| | | | | -12,758,988.17 |
| SDB0100 | Bd Of Dispensing Opticians-O | -291,612.43 | | |
| COFF | Checks Charged Off | 550.00 | 60.00 | |
| RCPT | Receipt | 0.00 | 9,135.00 | |
| RXFR | Transfer (Regular) | 9,331.44 | 352.78 | |

Fund Transaction by Type

Start Date:7/1/21 End Date:12/31/21

| Fund | Fund Description | Beginning Balance | | Ending Balance |
|----------------|---------------------------------------|-------------------|-----------------------|-----------------------|
| Type | Type Description | Debits | Credits | |
| SDIS | Distribution (Special Fund) | 0.00 | 8,511.01 | |
| SPEC | Special Reversing Entry | 9,195.00 | 550.00 | |
| WARR | Warrants | 16,286.98 | 0.00 | |
| | | | | -274,857.80 |
| SDC0000 | Div of Correction Farm | | 0.00 | |
| RXFR | Transfer (Regular) | 625,161.54 | 2,050,000.00 | |
| | | | | -1,424,838.46 |
| SDC0100 | Div of Correction Farm | | -2,918,555.45 | |
| RCPT | Receipt | 0.00 | 6,468,776.94 | |
| RXFR | Transfer (Regular) | 3,406,021.42 | 2,530,809.91 | |
| SDIS | Distribution (Special Fund) | 0.00 | 5,821,255.28 | |
| SPEC | Special Reversing Entry | 5,912,905.32 | 0.00 | |
| WARR | Warrants | 7,076,467.62 | 0.00 | |
| | | | | -1,344,003.22 |
| SDD0100 | Div Correction Prison Industry | | -3,003,501.31 | |
| RCPT | Receipt | 0.00 | 3,798,295.45 | |
| RXFR | Transfer (Regular) | 1,136,941.09 | 4,349.83 | |
| SDIS | Distribution (Special Fund) | 0.00 | 3,436,694.54 | |
| SPEC | Special Reversing Entry | 3,490,801.96 | 0.00 | |
| WARR | Warrants | 3,610,098.68 | 0.00 | |
| | | | | -2,004,999.40 |
| SDF0101 | State Forestry 19-6-411 | | -4,615,961.88 | |
| RCPT | Receipt | 0.00 | 6,177,207.59 | |
| RXFR | Transfer (Regular) | 4,324,936.34 | 172,492.41 | |
| SDIS | Distribution (Special Fund) | 0.00 | 4,347,644.67 | |
| SPEC | Special Reversing Entry | 4,687,079.27 | 235,729.66 | |
| TELL | Teller | 2,010.00 | 0.00 | |
| WARR | Warrants | 2,506,052.75 | 0.00 | |
| | | | | -4,028,957.85 |
| SDF0102 | Agri Dept-Forestry-GoNeighA | | -63,544.27 | |
| RCPT | Receipt | 0.00 | 23,410.84 | |
| SDIS | Distribution (Special Fund) | 0.00 | 17,588.14 | |
| SPEC | Special Reversing Entry | 17,865.05 | 0.00 | |
| | | | | -86,678.20 |
| SDF0103 | Forester's Future Scholar Prog | | 0.00 | |
| RXFR | Transfer (Regular) | 0.00 | 8,000.00 | |
| | | | | -8,000.00 |
| SDG0000 | Game Protection Fund | | -25,185,410.75 | |
| COFF | Checks Charged Off | 20.50 | 0.00 | |
| DXFR | Transfer (Deduction) | 0.00 | 53,925.27 | |
| RADJ | Receipt Adjustment | 6.00 | 6.00 | |
| RCPT | Receipt | 0.00 | 34,173,320.10 | |
| RXFR | Transfer (Regular) | 36,908,072.21 | 22,422,238.08 | |
| SDIS | Distribution (Special Fund) | 0.00 | 21,271,340.73 | |
| SPEC | Special Reversing Entry | 23,528,480.54 | 1,922,243.13 | |
| WARR | Warrants | 19,501,237.08 | 0.00 | |
| | | | | -25,090,667.73 |
| SDG0001 | Operating Reserve 19-6-420 | | -9,343,242.32 | |
| DXFR | Transfer (Deduction) | 0.00 | 35,222.69 | |
| | | | | -9,378,465.01 |
| SDG0100 | GPF-License Plate Fnd | | -3,304,855.73 | |

Fund Transaction by Type

Start Date:7/1/21

End Date:12/31/21

| Fund | Fund Description | Beginning Balance | | Ending Balance |
|----------------|--------------------------------------|----------------------|------------|----------------------|
| Type | Type Description | Debits | Credits | |
| DXFR | Transfer (Deduction) | 0.00 | 12,709.60 | |
| RCPT | Receipt | 0.00 | 4,000.00 | |
| RXFR | Transfer (Regular) | 0.00 | 440,480.00 | |
| WARR | Warrants | 188,774.61 | 0.00 | |
| | | | | -3,573,270.72 |
| SDG0101 | ED CTR CONSTRUCTION 19- | -1,243,125.88 | | |
| DXFR | Transfer (Deduction) | 0.00 | 4,653.46 | |
| RCPT | Receipt | 0.00 | 500,000.00 | |
| WARR | Warrants | 23,876.29 | 0.00 | |
| | | | | -1,723,903.05 |
| SDG0102 | AGFC Donations Fund (0080) | -235,387.01 | | |
| DXFR | Transfer (Deduction) | 0.00 | 887.38 | |
| | | | | -236,274.39 |
| SDG0103 | AGFC Earmarked Funds (0080) | -195,388.99 | | |
| DXFR | Transfer (Deduction) | 0.00 | 1,087.94 | |
| RXFR | Transfer (Regular) | 0.00 | 837,818.00 | |
| WARR | Warrants | 291,518.42 | 0.00 | |
| | | | | -742,776.51 |
| SDG0200 | GPF-Elk Donation Fnd | -60,493.06 | | |
| DXFR | Transfer (Deduction) | 0.00 | 228.06 | |
| | | | | -60,721.12 |
| SDG0500 | Game Protection St Francis Mi | -3,535.08 | | |
| DXFR | Transfer (Deduction) | 0.00 | 14.10 | |
| | | | | -3,549.18 |
| SDG0700 | Game Protection Nature Cntr (| -650,716.78 | | |
| DXFR | Transfer (Deduction) | 0.00 | 2,523.45 | |
| RCPT | Receipt | 0.00 | 117,376.05 | |
| WARR | Warrants | 79,112.23 | 0.00 | |
| | | | | -691,504.05 |
| SDG0800 | AGFC-Gas Lease (0080(| -210,207.57 | | |
| DXFR | Transfer (Deduction) | 0.00 | 817.76 | |
| RADJ | Receipt Adjustment | 0.00 | 559.77 | |
| RCPT | Receipt | 0.00 | 56,016.12 | |
| SDIS | Distribution (Special Fund) | 0.00 | 55,698.96 | |
| SPEC | Special Reversing Entry | 56,575.89 | 0.00 | |
| WARR | Warrants | 21,216.00 | 0.00 | |
| | | | | -245,508.29 |
| SDG0801 | AGFC-Gas Rev Grants (0080) | -413.89 | | |
| DXFR | Transfer (Deduction) | 0.00 | 1.55 | |
| | | | | -415.44 |
| SDG0803 | AGFC Gas Capital Proj (0080) | -3,559,911.44 | | |
| DXFR | Transfer (Deduction) | 0.00 | 13,420.36 | |
| | | | | -3,573,331.80 |
| SDG0804 | AGFC Gas Infrastructure Repa | -1,214,633.56 | | |
| DXFR | Transfer (Deduction) | 0.00 | 4,578.99 | |
| | | | | -1,219,212.55 |
| SDG1000 | Hunters Feeding the Hungry | -3,685.86 | | |
| DXFR | Transfer (Deduction) | 0.00 | 36.68 | |
| RCPT | Receipt | 0.00 | 72,794.50 | |
| WARR | Warrants | 68,810.50 | 0.00 | |
| | | | | -7,706.54 |

Fund Transaction by Type

Start Date:7/1/21 End Date:12/31/21

| Fund | Fund Description | Beginning Balance | | Ending Balance |
|----------------|---------------------------------------|-------------------|---------------|-----------------------|
| Type | Type Description | Debits | Credits | |
| SDG1100 | AGFC Hog Erad Prog 19-6-420 | | | -174.67 |
| DXFR | Transfer (Deduction) | 0.00 | 0.69 | |
| | | | | -175.36 |
| SDG1200 | AGFC Equipment 19-6-420 | | | -3,540,474.89 |
| DXFR | Transfer (Deduction) | 0.00 | 13,163.20 | |
| RCPT | Receipt | 0.00 | 6,191.03 | |
| WARR | Warrants | 338,914.72 | 0.00 | |
| | | | | -3,220,914.40 |
| SDG1201 | AGFC Fleet Fund | | | -844,164.92 |
| DXFR | Transfer (Deduction) | 0.00 | 3,619.36 | |
| RADJ | Receipt Adjustment | 559.77 | 0.00 | |
| RCPT | Receipt | 0.00 | 270,321.76 | |
| SDIS | Distribution (Special Fund) | 0.00 | 0.00 | |
| SPEC | Special Reversing Entry | 559.77 | 559.77 | |
| | | | | -1,117,546.27 |
| SDG2000 | Black River Settlemen 19-6-421 | | | -12,954,482.41 |
| DXFR | Transfer (Deduction) | 0.00 | 48,697.98 | |
| RXFR | Transfer (Regular) | 9,466.21 | 0.00 | |
| WARR | Warrants | 48,365.90 | 0.00 | |
| | | | | -12,945,348.28 |
| SDG9000 | Stability Enhance GPF-19-6-42 | | | -7,629,824.58 |
| DXFR | Transfer (Deduction) | 0.00 | 67,448.83 | |
| RXFR | Transfer (Regular) | 0.00 | 13,288,349.90 | |
| WARR | Warrants | 310,510.80 | 0.00 | |
| | | | | -20,675,112.51 |
| SDH4300 | Securities Dept-Operations | | | -3,592,904.14 |
| RCPT | Receipt | 0.00 | 1,166,799.76 | |
| RXFR | Transfer (Regular) | 1,394,323.37 | 974.71 | |
| SDIS | Distribution (Special Fund) | 0.00 | 1,148,714.35 | |
| SPEC | Special Reversing Entry | 1,300,487.94 | 133,688.18 | |
| WARR | Warrants | 424,337.83 | 0.00 | |
| | | | | -2,923,932.00 |
| SDI0000 | Interpreters Deaf/Hearing Imp | | | -197,489.43 |
| RADJ | Receipt Adjustment | 0.00 | 90.00 | |
| RCPT | Receipt | 0.00 | 13,610.00 | |
| SDIS | Distribution (Special Fund) | 0.00 | 13,487.64 | |
| SPEC | Special Reversing Entry | 13,700.00 | 0.00 | |
| WARR | Warrants | 3,014.55 | 0.00 | |
| | | | | -207,962.52 |
| SDL0100 | Commercial Drivers Lic | | | -11,652,338.33 |
| CTAX | Claims & Taxes | 4,571.88 | 0.00 | |
| RADJ | Receipt Adjustment | 6,871,085.27 | 3,233,441.15 | |
| RXFR | Transfer (Regular) | 115,447.70 | 2,107,990.11 | |
| SDIS | Distribution (Special Fund) | 333,950.55 | 1,775,092.87 | |
| SPEC | Special Reversing Entry | 5,226,745.75 | 3,739,498.77 | |
| WARR | Warrants | 1,514,763.47 | 0.00 | |
| | | | | -8,441,796.61 |
| SDL0200 | Motor Carr Sys Enh 27-14-602 | | | -380,648.41 |
| RXFR | Transfer (Regular) | 0.00 | 77,619.00 | |
| SDIS | Distribution (Special Fund) | 0.00 | 75,212.81 | |
| SPEC | Special Reversing Entry | 77,619.00 | 0.00 | |

Fund Transaction by Type

Start Date:7/1/21 End Date:12/31/21

| Fund | Fund Description | Beginning Balance | | Ending Balance |
|----------------|--|-------------------|-----------------------|-----------------------|
| Type | Type Description | Debits | Credits | |
| | | | | -455,861.22 |
| SDL0300 | Commercial Dr License 19-6-4 | | 0.00 | |
| RADJ | Receipt Adjustment | 3,233,441.15 | 6,871,085.27 | |
| RXFR | Transfer (Regular) | 0.00 | 662,394.21 | |
| SDIS | Distribution (Special Fund) | 0.00 | 1,221,950.40 | |
| SPEC | Special Reversing Entry | 4,397,261.10 | 3,136,218.38 | |
| | | | | -4,260,946.01 |
| SDN0100 | St Crime Lab-DNA Det Oprs | | -1,376,022.08 | |
| RCPT | Receipt | 0.00 | 633,062.86 | |
| RXFR | Transfer (Regular) | 0.00 | 16,249.79 | |
| SDIS | Distribution (Special Fund) | 0.00 | 613,439.85 | |
| SPEC | Special Reversing Entry | 659,881.55 | 26,818.69 | |
| WARR | Warrants | 397,633.12 | 0.00 | |
| | | | | -1,608,078.60 |
| SDO0100 | Oil & Gas Comm-Operations | | -37,602,423.37 | |
| RCPT | Receipt | 0.00 | 1,430,490.11 | |
| RXFR | Transfer (Regular) | 11,381,246.16 | 66,696.52 | |
| SDIS | Distribution (Special Fund) | 0.00 | 1,349,909.91 | |
| SPEC | Special Reversing Entry | 1,374,283.68 | 2,292.26 | |
| WARR | Warrants | 826,111.30 | 0.00 | |
| | | | | -26,870,171.03 |
| SDP0101 | Plant Board 19-6-408 | | -16,870,769.90 | |
| RCPT | Receipt | 0.00 | 5,712,419.26 | |
| RXFR | Transfer (Regular) | 4,290,884.72 | 232,143.69 | |
| SDIS | Distribution (Special Fund) | 0.00 | 4,900,461.82 | |
| SPEC | Special Reversing Entry | 4,981,144.85 | 3,530.00 | |
| WARR | Warrants | 1,247,682.40 | 0.00 | |
| | | | | -17,199,612.70 |
| SDP0501 | Plant Board Civil Penalties 19- | | -5,000.00 | |
| WARR | Warrants | 5,000.00 | 0.00 | |
| | | | | 0.00 |
| SDP0502 | P/B Penalties ASU | | -5,000.00 | |
| WARR | Warrants | 5,000.00 | 0.00 | |
| | | | | 0.00 |
| SDP0503 | P/B Penalties ATU | | -5,000.00 | |
| WARR | Warrants | 5,000.00 | 0.00 | |
| | | | | 0.00 |
| SDP0504 | P/B Penalties SAU | | -5,000.00 | |
| WARR | Warrants | 5,000.00 | 0.00 | |
| | | | | 0.00 |
| SDP4601 | Plant Board Grain Warehouse | | -54,655.35 | |
| RCPT | Receipt | 0.00 | 11,227.02 | |
| RXFR | Transfer (Regular) | 257,272.54 | 450,281.78 | |
| WARR | Warrants | 45,476.78 | 0.00 | |
| | | | | -213,414.83 |
| SDT0200 | DDS-Storem Pmt-Warren | | -42,101.55 | |
| RCPT | Receipt | 0.00 | 2,349.70 | |
| SDIS | Distribution (Special Fund) | 0.00 | 2,276.86 | |
| SPEC | Special Reversing Entry | 2,349.70 | 0.00 | |
| WARR | Warrants | 2,000.00 | 0.00 | |
| | | | | -42,378.41 |

Fund Transaction by Type

Start Date:7/1/21 End Date:12/31/21

| Fund | Fund Description | Beginning Balance | | Ending Balance |
|----------------|--------------------------------------|------------------------|----------------|-----------------------|
| Type | Type Description | Debits | Credits | |
| SDV0000 | Dom Violence Shelter (0610) | -51,395.12 | | |
| COFF | Checks Charged Off | 25.00 | 0.00 | |
| RCPT | Receipt | 0.00 | 24,550.96 | |
| SDIS | Distribution (Special Fund) | 0.00 | 23,765.66 | |
| SPEC | Special Reversing Entry | 25,846.75 | 1,320.79 | -75,160.78 |
| SEA0000 | Educational Adequacy | -220,802,987.49 | | |
| LCRT | General Letter of Cert | 0.00 | 17,465,065.50 | |
| RADJ | Receipt Adjustment | 0.00 | 2,851,911.36 | |
| RXFR | Transfer (Regular) | 809,951,199.81 | 578,775,736.28 | |
| SDIS | Distribution (Special Fund) | 0.00 | 295,972,902.48 | |
| SPEC | Special Reversing Entry | 580,323,093.35 | 274,881,501.52 | -475,811.47 |
| SEF0100 | ASP Equipment-AFIS System | -11,258,568.01 | | |
| COFF | Checks Charged Off | 98.25 | 0.00 | |
| RADJ | Receipt Adjustment | 505.00 | 720.00 | |
| RCPT | Receipt | 0.00 | 2,666,077.35 | |
| RXFR | Transfer (Regular) | 159,570.72 | 106.68 | |
| SDIS | Distribution (Special Fund) | 0.00 | 1,828,822.56 | |
| SPEC | Special Reversing Entry | 1,862,812.30 | 5,196.70 | |
| WARR | Warrants | 863,839.06 | 0.00 | -12,872,665.97 |
| SEF0200 | MOVEAR MAINTAND OPER (0: | -1,999,775.36 | | |
| RXFR | Transfer (Regular) | 96,349.83 | 3,743.74 | |
| WARR | Warrants | 296,522.74 | 0.00 | -1,610,646.53 |
| SEP0000 | Drug/Crime Enf/Pros Act 1086/ | -1,446,907.46 | | |
| COFF | Checks Charged Off | 62.50 | 0.00 | |
| RCPT | Receipt | 0.00 | 582,667.42 | |
| SDIS | Distribution (Special Fund) | 0.00 | 564,544.15 | |
| SPEC | Special Reversing Entry | 605,914.09 | 23,309.17 | |
| WARR | Warrants | 1,163,329.52 | 0.00 | -848,122.09 |
| SFH0000 | Feral Hog Erad | -39,061.57 | | |
| RCPT | Receipt | 0.00 | 58,236.19 | |
| RXFR | Transfer (Regular) | 58,236.19 | 0.00 | -39,061.57 |
| SFP0000 | Fire Protection Prem Tax | -4,767,805.76 | | |
| RADJ | Receipt Adjustment | 0.00 | 3,981,038.00 | |
| RXFR | Transfer (Regular) | 8,625,431.58 | 0.00 | |
| SDIS | Distribution (Special Fund) | 0.00 | 3,857,625.82 | |
| SPEC | Special Reversing Entry | 3,981,038.00 | 0.00 | 0.00 |
| SFP0100 | Fire Prot Prem-Arkansas | -19,039.71 | | |
| RXFR | Transfer (Regular) | 0.00 | 67,278.35 | |
| WARR | Warrants | 74,610.77 | 0.00 | -11,707.29 |
| SFP0200 | Fire Prot Prem-Ashley | -83,864.19 | | |
| RXFR | Transfer (Regular) | 0.00 | 119,893.48 | |
| WARR | Warrants | 196,846.07 | 0.00 | -6,911.60 |

Fund Transaction by Type

Start Date:7/1/21 End Date:12/31/21

| Fund | Fund Description | Beginning Balance | | Ending Balance |
|----------------|---------------------------------|--------------------|------------|--------------------|
| Type | Type Description | Debits | Credits | |
| SFP0300 | Fire Prot Prem-Baxter | -22,458.13 | | |
| RXFR | Transfer (Regular) | 0.00 | 153,532.68 | |
| WARR | Warrants | 175,990.81 | 0.00 | |
| | | | | 0.00 |
| SFP0400 | Fire Prot Prem-Benton | -203,489.34 | | |
| RXFR | Transfer (Regular) | 0.00 | 332,941.65 | |
| WARR | Warrants | 535,698.24 | 0.00 | |
| | | | | -732.75 |
| SFP0500 | Fire Prot Prem-Boone | -17,350.77 | | |
| RXFR | Transfer (Regular) | 0.00 | 125,931.30 | |
| WARR | Warrants | 130,010.17 | 0.00 | |
| | | | | -13,271.90 |
| SFP0600 | Fire Prot Prem-Bradley | -30,126.13 | | |
| RXFR | Transfer (Regular) | 0.00 | 44,852.23 | |
| WARR | Warrants | 49,472.23 | 0.00 | |
| | | | | -25,506.13 |
| SFP0700 | Fire Prot Prem-Calhoun | -30,846.33 | | |
| RXFR | Transfer (Regular) | 0.00 | 43,989.70 | |
| WARR | Warrants | 60,217.29 | 0.00 | |
| | | | | -14,618.74 |
| SFP0800 | Fire Prot Prem-Carroll | -44,075.94 | | |
| RXFR | Transfer (Regular) | 0.00 | 83,666.70 | |
| WARR | Warrants | 127,742.64 | 0.00 | |
| | | | | 0.00 |
| SFP0900 | Fire Prot Prem-Chicot | -16,414.88 | | |
| RXFR | Transfer (Regular) | 0.00 | 43,989.70 | |
| WARR | Warrants | 53,455.79 | 0.00 | |
| | | | | -6,948.79 |
| SFP1000 | Fire Prot Prem-Clark | -36,079.22 | | |
| RXFR | Transfer (Regular) | 0.00 | 97,467.38 | |
| WARR | Warrants | 124,000.89 | 0.00 | |
| | | | | -9,545.71 |
| SFP1100 | Fire Prot Prem-Clay | -178,122.03 | | |
| RXFR | Transfer (Regular) | 0.00 | 94,879.76 | |
| WARR | Warrants | 122,403.84 | 0.00 | |
| | | | | -150,597.95 |
| SFP1200 | Fire Prot Prem-Cleburne | -63,815.87 | | |
| RXFR | Transfer (Regular) | 0.00 | 95,742.29 | |
| WARR | Warrants | 135,634.81 | 0.00 | |
| | | | | -23,923.35 |
| SFP1300 | Fire Prot Prem-Cleveland | -35,295.70 | | |
| RXFR | Transfer (Regular) | 0.00 | 56,927.84 | |
| WARR | Warrants | 92,223.54 | 0.00 | |
| | | | | 0.00 |
| SFP1400 | Fire Prot Prem-Columbia | -41,763.95 | | |
| RXFR | Transfer (Regular) | 0.00 | 106,955.37 | |
| WARR | Warrants | 148,719.32 | 0.00 | |
| | | | | 0.00 |
| SFP1500 | Fire Prot Prem-Conway | -76,846.25 | | |
| RXFR | Transfer (Regular) | 0.00 | 89,704.49 | |

Fund Transaction by Type

Start Date:7/1/21 End Date:12/31/21

| Fund | Fund Description | Beginning Balance | | Ending Balance |
|----------------|----------------------------------|--------------------|------------|----------------|
| Type | Type Description | Debits | Credits | |
| WARR | Warrants | 166,550.74 | 0.00 | 0.00 |
| SFP1600 | Fire Prot Prem-Craighead | -17,533.40 | | |
| RXFR | Transfer (Regular) | 0.00 | 251,000.05 | |
| WARR | Warrants | 268,533.45 | 0.00 | 0.00 |
| SFP1700 | Fire Prot Prem-Crawford | -87,009.15 | | |
| RXFR | Transfer (Regular) | 0.00 | 170,783.56 | |
| WARR | Warrants | 252,190.97 | 0.00 | -5,601.74 |
| SFP1800 | Fire Prot Prem-Crittenden | -247,967.97 | | |
| RXFR | Transfer (Regular) | 0.00 | 113,855.70 | |
| WARR | Warrants | 237,464.46 | 0.00 | -124,359.21 |
| SFP1900 | Fire Prot Prem-Cross | -87,478.26 | | |
| RXFR | Transfer (Regular) | 0.00 | 72,453.61 | |
| WARR | Warrants | 99,237.23 | 0.00 | -60,694.64 |
| SFP2000 | Fire Prot Prem-Dallas | -30,898.59 | | |
| RXFR | Transfer (Regular) | 0.00 | 38,814.45 | |
| WARR | Warrants | 57,450.51 | 0.00 | -12,262.53 |
| SFP2100 | Fire Prot Prem-Desha | -30,164.79 | | |
| RXFR | Transfer (Regular) | 0.00 | 61,240.57 | |
| WARR | Warrants | 70,509.97 | 0.00 | -20,895.39 |
| SFP2200 | Fire Prot Prem-Drew | -106,182.51 | | |
| RXFR | Transfer (Regular) | 0.00 | 69,003.47 | |
| WARR | Warrants | 54,482.14 | 0.00 | -120,703.84 |
| SFP2300 | Fire Prot Prem-Faulkner | -98,427.56 | | |
| RXFR | Transfer (Regular) | 0.00 | 198,384.93 | |
| WARR | Warrants | 251,040.60 | 0.00 | -45,771.89 |
| SFP2400 | Fire Prot Prem-Franklin | -81,449.38 | | |
| RXFR | Transfer (Regular) | 0.00 | 83,666.69 | |
| WARR | Warrants | 139,168.98 | 0.00 | -25,947.09 |
| SFP2500 | Fire Prot Prem-Fulton | -29,494.41 | | |
| RXFR | Transfer (Regular) | 0.00 | 72,453.64 | |
| WARR | Warrants | 101,948.05 | 0.00 | 0.00 |
| SFP2600 | Fire Prot Prem-Garland | -21,909.92 | | |
| RXFR | Transfer (Regular) | 0.00 | 269,113.46 | |
| WARR | Warrants | 291,023.38 | 0.00 | 0.00 |
| SFP2700 | Fire Prot Prem-Grant | -51,238.39 | | |
| RXFR | Transfer (Regular) | 0.00 | 97,467.38 | |
| WARR | Warrants | 124,318.01 | 0.00 | -24,387.76 |

Fund Transaction by Type

Start Date:7/1/21 End Date:12/31/21

| Fund | Fund Description | Beginning Balance | | Ending Balance |
|----------------|------------------------------------|--------------------|------------|-------------------|
| Type | Type Description | Debits | Credits | |
| SFP2800 | Fire Prot Prem-Greene | -47,583.75 | | |
| RXFR | Transfer (Regular) | 0.00 | 119,893.51 | |
| WARR | Warrants | 142,424.16 | 0.00 | |
| | | | | -25,053.10 |
| SFP2900 | Fire Prot Prem-Hempstead | -89,219.72 | | |
| RXFR | Transfer (Regular) | 0.00 | 163,020.67 | |
| WARR | Warrants | 235,072.80 | 0.00 | |
| | | | | -17,167.59 |
| SFP3000 | Fire Prot Prem-Hot Spring | -32,222.81 | | |
| RXFR | Transfer (Regular) | 0.00 | 125,931.32 | |
| WARR | Warrants | 145,830.23 | 0.00 | |
| | | | | -12,323.90 |
| SFP3100 | Fire Prot Prem-Howard | -29,277.62 | | |
| RXFR | Transfer (Regular) | 0.00 | 64,690.75 | |
| WARR | Warrants | 74,138.46 | 0.00 | |
| | | | | -19,829.91 |
| SFP3200 | Fire Prot Prem-Independence | -77,905.69 | | |
| RXFR | Transfer (Regular) | 0.00 | 163,883.19 | |
| WARR | Warrants | 220,031.70 | 0.00 | |
| | | | | -21,757.18 |
| SFP3300 | Fire Prot Prem-Izard | -73,367.51 | | |
| RXFR | Transfer (Regular) | 0.00 | 78,491.45 | |
| WARR | Warrants | 151,858.96 | 0.00 | |
| | | | | 0.00 |
| SFP3400 | Fire Prot Prem-Jackson | -34,437.55 | | |
| RXFR | Transfer (Regular) | 0.00 | 81,941.60 | |
| WARR | Warrants | 99,015.98 | 0.00 | |
| | | | | -17,363.17 |
| SFP3500 | Fire Prot Prem-Jefferson | -70,669.44 | | |
| RXFR | Transfer (Regular) | 0.00 | 200,110.04 | |
| WARR | Warrants | 270,779.48 | 0.00 | |
| | | | | 0.00 |
| SFP3600 | Fire Prot Prem-Johnson | -51,432.11 | | |
| RXFR | Transfer (Regular) | 0.00 | 90,567.03 | |
| WARR | Warrants | 125,532.41 | 0.00 | |
| | | | | -16,466.73 |
| SFP3700 | Fire Prot Prem-Lafayette | -47,989.39 | | |
| RXFR | Transfer (Regular) | 0.00 | 61,240.58 | |
| WARR | Warrants | 61,675.12 | 0.00 | |
| | | | | -47,554.85 |
| SFP3800 | Fire Prot Prem-Lawrence | -34,871.48 | | |
| RXFR | Transfer (Regular) | 0.00 | 82,804.14 | |
| WARR | Warrants | 80,094.07 | 0.00 | |
| | | | | -37,581.55 |
| SFP3900 | Fire Prot Prem-Lee | -17,210.31 | | |
| RXFR | Transfer (Regular) | 0.00 | 62,965.65 | |
| WARR | Warrants | 59,517.55 | 0.00 | |
| | | | | -20,658.41 |
| SFP4000 | Fire Prot Prem-Lincoln | -145,367.92 | | |
| RXFR | Transfer (Regular) | 0.00 | 96,604.85 | |

Fund Transaction by Type

Start Date:7/1/21 End Date:12/31/21

| Fund | Fund Description | Beginning Balance | | Ending Balance |
|----------------|------------------------------------|--------------------|------------|--------------------|
| Type | Type Description | Debits | Credits | |
| WARR | Warrants | 105,804.86 | 0.00 | |
| | | | | -136,167.91 |
| SFP4100 | Fire Prot Prem-Little River | -47,583.82 | | |
| RXFR | Transfer (Regular) | 0.00 | 66,415.83 | |
| WARR | Warrants | 88,820.53 | 0.00 | |
| | | | | -25,179.12 |
| SFP4200 | Fire Prot Prem-Logan | -71,428.34 | | |
| RXFR | Transfer (Regular) | 0.00 | 91,429.56 | |
| WARR | Warrants | 112,876.34 | 0.00 | |
| | | | | -49,981.56 |
| SFP4300 | Fire Prot Prem-Lonoke | -71,086.81 | | |
| RXFR | Transfer (Regular) | 0.00 | 146,632.35 | |
| WARR | Warrants | 178,708.96 | 0.00 | |
| | | | | -39,010.20 |
| SFP4400 | Fire Prot Prem-Madison | -67,739.23 | | |
| RXFR | Transfer (Regular) | 0.00 | 81,941.59 | |
| WARR | Warrants | 125,784.56 | 0.00 | |
| | | | | -23,896.26 |
| SFP4500 | Fire Prot Prem-Marion | -48,325.67 | | |
| RXFR | Transfer (Regular) | 0.00 | 86,254.33 | |
| WARR | Warrants | 104,439.94 | 0.00 | |
| | | | | -30,140.06 |
| SFP4600 | Fire Prot Prem-Miller | -54,875.90 | | |
| RXFR | Transfer (Regular) | 0.00 | 124,206.21 | |
| WARR | Warrants | 140,888.32 | 0.00 | |
| | | | | -38,193.79 |
| SFP4700 | Fire Prot Prem-Mississippi | -122,867.58 | | |
| RXFR | Transfer (Regular) | 0.00 | 152,670.13 | |
| WARR | Warrants | 244,421.46 | 0.00 | |
| | | | | -31,116.25 |
| SFP4800 | Fire Prot Prem-Monroe | -32,805.75 | | |
| RXFR | Transfer (Regular) | 0.00 | 45,714.80 | |
| WARR | Warrants | 71,085.51 | 0.00 | |
| | | | | -7,435.04 |
| SFP4900 | Fire Prot Prem-Montgomery | -28,323.72 | | |
| RXFR | Transfer (Regular) | 0.00 | 56,927.84 | |
| WARR | Warrants | 73,261.49 | 0.00 | |
| | | | | -11,990.07 |
| SFP5000 | Fire Prot Prem-Nevada | -52,829.83 | | |
| RXFR | Transfer (Regular) | 0.00 | 50,027.49 | |
| WARR | Warrants | 70,933.00 | 0.00 | |
| | | | | -31,924.32 |
| SFP5100 | Fire Prot Prem-Newton | -30,121.53 | | |
| RXFR | Transfer (Regular) | 0.00 | 57,790.40 | |
| WARR | Warrants | 77,286.01 | 0.00 | |
| | | | | -10,625.92 |
| SFP5200 | Fire Prot Prem-Ouachita | -193,751.75 | | |
| RXFR | Transfer (Regular) | 0.00 | 118,168.40 | |
| WARR | Warrants | 171,634.40 | 0.00 | |
| | | | | -140,285.75 |

Fund Transaction by Type

Start Date:7/1/21 End Date:12/31/21

| Fund | Fund Description | Beginning Balance | | Ending Balance |
|----------------|---------------------------------|--------------------|------------|--------------------|
| Type | Type Description | Debits | Credits | |
| SFP5300 | Fire Prot Prem-Perry | -18,420.31 | | |
| RXFR | Transfer (Regular) | 0.00 | 53,477.66 | |
| WARR | Warrants | 71,897.97 | 0.00 | |
| | | | | 0.00 |
| SFP5400 | Fire Prot Prem-Phillips | -86,516.06 | | |
| RXFR | Transfer (Regular) | 0.00 | 96,604.84 | |
| WARR | Warrants | 152,182.66 | 0.00 | |
| | | | | -30,938.24 |
| SFP5500 | Fire Prot Prem-Pike | -60,307.02 | | |
| RXFR | Transfer (Regular) | 0.00 | 75,041.25 | |
| WARR | Warrants | 124,628.19 | 0.00 | |
| | | | | -10,720.08 |
| SFP5600 | Fire Prot Prem-Poinsett | -37,434.71 | | |
| RXFR | Transfer (Regular) | 0.00 | 98,329.92 | |
| WARR | Warrants | 129,274.60 | 0.00 | |
| | | | | -6,490.03 |
| SFP5700 | Fire Prot Prem-Polk | -73,405.58 | | |
| RXFR | Transfer (Regular) | 0.00 | 87,116.86 | |
| WARR | Warrants | 158,029.27 | 0.00 | |
| | | | | -2,493.17 |
| SFP5800 | Fire Prot Prem-Pope | -70,276.78 | | |
| RXFR | Transfer (Regular) | 0.00 | 149,219.96 | |
| WARR | Warrants | 219,496.74 | 0.00 | |
| | | | | 0.00 |
| SFP5900 | Fire Prot Prem-Prairie | -70,556.97 | | |
| RXFR | Transfer (Regular) | 0.00 | 71,591.09 | |
| WARR | Warrants | 114,842.35 | 0.00 | |
| | | | | -27,305.71 |
| SFP6000 | Fire Prot Prem-Pulaski | -439,367.24 | | |
| RXFR | Transfer (Regular) | 0.00 | 516,663.35 | |
| WARR | Warrants | 818,867.63 | 0.00 | |
| | | | | -137,162.96 |
| SFP6100 | Fire Prot Prem-Randolph | -59,262.95 | | |
| RXFR | Transfer (Regular) | 0.00 | 82,804.14 | |
| WARR | Warrants | 124,633.52 | 0.00 | |
| | | | | -17,433.57 |
| SFP6200 | Fire Prot Prem-Saline | -62,662.37 | | |
| RXFR | Transfer (Regular) | 0.00 | 258,762.94 | |
| WARR | Warrants | 321,425.31 | 0.00 | |
| | | | | 0.00 |
| SFP6300 | Fire Prot Prem-Scott | -28,188.42 | | |
| RXFR | Transfer (Regular) | 0.00 | 50,890.04 | |
| WARR | Warrants | 68,563.72 | 0.00 | |
| | | | | -10,514.74 |
| SFP6400 | Fire Prot Prem-Searcy | -133,106.74 | | |
| RXFR | Transfer (Regular) | 0.00 | 62,965.64 | |
| WARR | Warrants | 57,314.00 | 0.00 | |
| | | | | -138,758.38 |
| SFP6500 | Fire Prot Prem-Sebastian | -53,995.35 | | |
| RXFR | Transfer (Regular) | 0.00 | 177,683.88 | |

Fund Transaction by Type

Start Date:7/1/21 End Date:12/31/21

| Fund | Fund Description | Beginning Balance | | Ending Balance |
|----------------|--|-----------------------|------------|----------------------|
| Type | Type Description | Debits | Credits | |
| WARR | Warrants | 220,061.45 | 0.00 | |
| | | | | -11,617.78 |
| SFP6600 | Fire Prot Prem-Sevier | -52,650.74 | | |
| RXFR | Transfer (Regular) | 0.00 | 70,728.53 | |
| WARR | Warrants | 105,097.88 | 0.00 | |
| | | | | -18,281.39 |
| SFP6700 | Fire Prot Prem-Sharp | -48,101.33 | | |
| RXFR | Transfer (Regular) | 0.00 | 112,130.60 | |
| WARR | Warrants | 139,057.77 | 0.00 | |
| | | | | -21,174.16 |
| SFP6800 | Fire Prot Prem-St. Francis | -65,255.56 | | |
| RXFR | Transfer (Regular) | 0.00 | 125,068.74 | |
| WARR | Warrants | 160,286.84 | 0.00 | |
| | | | | -30,037.46 |
| SFP6900 | Fire Prot Prem-Stone | -41,241.95 | | |
| RXFR | Transfer (Regular) | 0.00 | 66,415.82 | |
| WARR | Warrants | 86,275.08 | 0.00 | |
| | | | | -21,382.69 |
| SFP7000 | Fire Prot Prem-Union | -124,312.32 | | |
| RXFR | Transfer (Regular) | 0.00 | 173,371.18 | |
| WARR | Warrants | 253,865.28 | 0.00 | |
| | | | | -43,818.22 |
| SFP7100 | Fire Prot Prem-Van Buren | -38,330.01 | | |
| RXFR | Transfer (Regular) | 0.00 | 101,780.08 | |
| WARR | Warrants | 106,265.38 | 0.00 | |
| | | | | -33,844.71 |
| SFP7200 | Fire Prot Prem-Washington | -102,873.26 | | |
| RXFR | Transfer (Regular) | 0.00 | 298,439.92 | |
| WARR | Warrants | 401,313.18 | 0.00 | |
| | | | | 0.00 |
| SFP7300 | Fire Prot Prem-White | -114,263.42 | | |
| RXFR | Transfer (Regular) | 0.00 | 233,749.19 | |
| WARR | Warrants | 273,791.67 | 0.00 | |
| | | | | -74,220.94 |
| SFP7400 | Fire Prot Prem-Woodruff | -42,714.74 | | |
| RXFR | Transfer (Regular) | 0.00 | 40,539.52 | |
| WARR | Warrants | 83,254.26 | 0.00 | |
| | | | | 0.00 |
| SFP7500 | Fire Prot Prem-Yell | -40,445.11 | | |
| RXFR | Transfer (Regular) | 0.00 | 95,742.29 | |
| WARR | Warrants | 136,187.40 | 0.00 | |
| | | | | 0.00 |
| SFR0100 | Fire/Police Pension/Relief | -50,860,251.55 | | |
| WARR | Warrants | 49,639,769.98 | 0.00 | |
| | | | | -1,220,481.57 |
| SFR0300 | Fire&Police Pension Adl (0620 | -1,919,688.93 | | |
| WARR | Warrants | 1,919,688.93 | 0.00 | |
| | | | | 0.00 |
| SFR0400 | Fire&Police Pension Suppl(06: | -568,580.00 | | |
| WARR | Warrants | 567,600.00 | 0.00 | |

Fund Transaction by Type

Start Date:7/1/21 End Date:12/31/21

| Fund | Fund Description | Beginning Balance | Ending Balance | |
|----------------|---|-----------------------|----------------|----------------------|
| Type | Type Description | Debits | Credits | |
| | | | | -980.00 |
| SFR0500 | Fire&PolicePension FutSup(06 | -11,654,477.26 | | |
| WARR | Warrants | 5,107,042.19 | 0.00 | |
| | | | | -6,547,435.07 |
| SFS0000 | Cigarette Fire Safe 697/09 | -368,174.50 | | |
| RXFR | Transfer (Regular) | 368,174.50 | 0.00 | |
| | | | | 0.00 |
| SFS0100 | Cigarette Fire Sfty | 0.00 | | |
| RCPT | Receipt | 0.00 | 48,000.00 | |
| RXFR | Transfer (Regular) | 0.00 | 368,174.50 | |
| SDIS | Distribution (Special Fund) | 0.00 | 47,256.00 | |
| SPEC | Special Reversing Entry | 48,000.00 | 0.00 | |
| | | | | -415,430.50 |
| SGS0100 | Corn Grain Sorghum Bd-Oper: | -1,392,515.87 | | |
| RCPT | Receipt | 0.00 | 507,715.87 | |
| RXFR | Transfer (Regular) | 13,273.99 | 268,309.08 | |
| SDIS | Distribution (Special Fund) | 0.00 | 739,105.68 | |
| SPEC | Special Reversing Entry | 802,613.81 | 39,862.85 | |
| WARR | Warrants | 6,323.40 | 0.00 | |
| | | | | -2,125,298.15 |
| SHA0200 | HVACR Licensing | -785,425.36 | | |
| COFF | Checks Charged Off | 725.00 | 0.00 | |
| RCPT | Receipt | 0.00 | 321,836.00 | |
| RXFR | Transfer (Regular) | 218,662.50 | 0.00 | |
| SDIS | Distribution (Special Fund) | 0.00 | 315,608.05 | |
| SPEC | Special Reversing Entry | 323,607.00 | 3,030.00 | |
| WARR | Warrants | 62,964.84 | 0.00 | |
| | | | | -819,940.07 |
| SHF0100 | DAH Special Director | -5,532,628.96 | | |
| RCPT | Receipt | 0.00 | 124,378.38 | |
| RXFR | Transfer (Regular) | 4,988,075.66 | 5,120,166.07 | |
| WARR | Warrants | 225,039.11 | 0.00 | |
| | | | | -5,564,058.64 |
| SHF0200 | DAH Special Delta Cultural Ctr | -8,061.65 | | |
| RXFR | Transfer (Regular) | 26,372.08 | 188,176.57 | |
| WARR | Warrants | 88,001.70 | 0.00 | |
| | | | | -81,864.44 |
| SHF0300 | DAH Special Arts Council | -40,458.67 | | |
| RXFR | Transfer (Regular) | 186.37 | 810,699.00 | |
| WARR | Warrants | 420,632.24 | 0.00 | |
| | | | | -430,339.06 |
| SHF0400 | DAH Special Old State House | -111,761.13 | | |
| RXFR | Transfer (Regular) | 68,033.77 | 262,096.00 | |
| WARR | Warrants | 220,262.67 | 0.00 | |
| | | | | -85,560.69 |
| SHF0600 | DAH Special Natural Heritage | -95,334.64 | | |
| RXFR | Transfer (Regular) | 1,190.79 | 139,183.00 | |
| WARR | Warrants | 99,007.95 | 0.00 | |
| | | | | -134,318.90 |
| SHF0610 | DAH Special State Archives | -10,313.63 | | |
| RXFR | Transfer (Regular) | 0.00 | 46,572.00 | |

Fund Transaction by Type

Start Date:7/1/21 End Date:12/31/21

| Fund | Fund Description | Beginning Balance | | Ending Balance |
|----------------|-------------------------------------|-----------------------|---------------|-----------------------|
| Type | Type Description | Debits | Credits | |
| WARR | Warrants | 11,006.96 | 0.00 | |
| | | | | -45,878.67 |
| SHF0700 | DAH Special Terr Restoration | -67,852.82 | | |
| RXFR | Transfer (Regular) | 79,637.03 | 285,110.92 | |
| WARR | Warrants | 186,745.84 | 0.00 | |
| | | | | -86,580.87 |
| SHF0900 | DAH Special Mosaic Templars | -17,708.57 | | |
| RXFR | Transfer (Regular) | 35,115.06 | 457,776.53 | |
| WARR | Warrants | 36,946.41 | 0.00 | |
| | | | | -403,423.63 |
| SHI0000 | AR Highway Transfer (0090) | -6,194,433.76 | | |
| RXFR | Transfer (Regular) | 9,409,939.87 | 14,978,732.17 | |
| | | | | -11,763,226.06 |
| SHK0000 | Milk Inspection | -76,300.23 | | |
| RCPT | Receipt | 0.00 | 163,733.85 | |
| RXFR | Transfer (Regular) | 316,316.55 | 118,091.34 | |
| SDIS | Distribution (Special Fund) | 0.00 | 161,195.99 | |
| SPEC | Special Reversing Entry | 164,733.85 | 1,000.00 | |
| | | | | -39,271.01 |
| SHL0000 | Plumbers Licensing | -608,835.08 | | |
| COFF | Checks Charged Off | 300.00 | 0.00 | |
| RADJ | Receipt Adjustment | 125.00 | 365.00 | |
| RCPT | Receipt | 0.00 | 365,612.00 | |
| RXFR | Transfer (Regular) | 509,690.09 | 37,528.25 | |
| SDIS | Distribution (Special Fund) | 0.00 | 357,562.52 | |
| SPEC | Special Reversing Entry | 363,642.00 | 450.00 | |
| | | | | -496,595.76 |
| SHM0100 | Mfg Home Comm-Operations | -627,969.76 | | |
| RCPT | Receipt | 0.00 | 189,047.14 | |
| RXFR | Transfer (Regular) | 108,468.72 | 439.03 | |
| SDIS | Distribution (Special Fund) | 0.00 | 91,528.11 | |
| SPEC | Special Reversing Entry | 92,969.14 | 0.00 | |
| WARR | Warrants | 17,792.21 | 0.00 | |
| | | | | -689,753.97 |
| SHW0000 | Haz Waste Permit Fee | -3,667,438.18 | | |
| COFF | Checks Charged Off | 620.10 | 0.00 | |
| RCPT | Receipt | 0.00 | 456,933.35 | |
| RXFR | Transfer (Regular) | 455,113.00 | 0.00 | |
| SDIS | Distribution (Special Fund) | 0.00 | 411,012.26 | |
| SPEC | Special Reversing Entry | 418,303.35 | 820.10 | |
| WARR | Warrants | 182,569.02 | 0.00 | |
| | | | | -3,479,598.42 |
| SIA0101 | L/P Equine Infectious Anemia | -632,443.73 | | |
| RCPT | Receipt | 0.00 | 48,872.79 | |
| RXFR | Transfer (Regular) | 24,050.80 | 20,170.00 | |
| SDIS | Distribution (Special Fund) | 0.00 | 48,115.26 | |
| SPEC | Special Reversing Entry | 49,775.79 | 903.00 | |
| WARR | Warrants | 29,744.19 | 0.00 | |
| | | | | -646,934.00 |
| SIB0100 | Bank Department-Operations | -25,488,448.73 | | |
| RCPT | Receipt | 0.00 | 6,145,211.05 | |

Fund Transaction by Type

Start Date:7/1/21 End Date:12/31/21

| Fund | Fund Description | Beginning Balance | | Ending Balance |
|----------------|--|----------------------|--------------|-----------------------|
| Type | Type Description | Debits | Credits | |
| RXFR | Transfer (Regular) | 4,188,908.88 | 20,218.14 | |
| SDIS | Distribution (Special Fund) | 0.00 | 6,043,472.33 | |
| SPEC | Special Reversing Entry | 6,138,620.95 | 0.00 | |
| WARR | Warrants | 973,716.27 | 0.00 | |
| | | | | -26,396,104.15 |
| SIE0000 | Investor Education (0410) | -709,669.43 | | |
| RCPT | Receipt | 0.00 | 50,000.00 | |
| WARR | Warrants | 86,264.69 | 0.00 | |
| | | | | -673,404.74 |
| SIL0100 | LP Gas Board Oprs | -1,737,229.96 | | |
| COFF | Checks Charged Off | 425.00 | 0.00 | |
| RCPT | Receipt | 0.00 | 430,707.11 | |
| RXFR | Transfer (Regular) | 182,848.61 | 0.00 | |
| SDIS | Distribution (Special Fund) | 0.00 | 423,317.77 | |
| SPEC | Special Reversing Entry | 430,407.50 | 425.00 | |
| WARR | Warrants | 77,762.55 | 0.00 | |
| | | | | -1,900,236.18 |
| SIP0101 | Poultry & Egg Grading 19-6-40 | -6,168,176.95 | | |
| RCPT | Receipt | 0.00 | 3,588,074.35 | |
| RXFR | Transfer (Regular) | 995,288.74 | 43,088.01 | |
| SDIS | Distribution (Special Fund) | 0.00 | 487,882.43 | |
| SPEC | Special Reversing Entry | 497,265.80 | 1,702.13 | |
| WARR | Warrants | 677,043.54 | 0.00 | |
| | | | | -8,119,325.79 |
| SIR0000 | Commercial Truck Safety/Educ | -6,928,881.09 | | |
| RXFR | Transfer (Regular) | 0.00 | 2,142,452.85 | |
| SDIS | Distribution (Special Fund) | 0.00 | 1,938,000.00 | |
| SPEC | Special Reversing Entry | 2,000,000.00 | 0.00 | |
| WARR | Warrants | 35,845.34 | 0.00 | |
| | | | | -8,973,488.60 |
| SIS0000 | Road/Bridge/ Rep/Maint/Gant | -108,527.83 | | |
| RXFR | Transfer (Regular) | 0.00 | 1,290,026.22 | |
| SDIS | Distribution (Special Fund) | 0.00 | 1,250,035.40 | |
| SPEC | Special Reversing Entry | 1,290,026.22 | 0.00 | |
| WARR | Warrants | 1,017,289.00 | 0.00 | |
| | | | | -341,274.23 |
| SJP0100 | Public Service-Utilities | -4,120,005.82 | | |
| RCPT | Receipt | 0.00 | 8,406,115.78 | |
| RXFR | Transfer (Regular) | 3,523,176.64 | 3,356.01 | |
| SDIS | Distribution (Special Fund) | 0.00 | 8,231,368.07 | |
| SPEC | Special Reversing Entry | 8,360,963.00 | 0.00 | |
| WARR | Warrants | 1,108,798.71 | 0.00 | |
| | | | | -7,767,907.33 |
| SLA0000 | Public Legal Aid | -0.14 | | |
| RXFR | Transfer (Regular) | 0.00 | 128,314.80 | |
| WARR | Warrants | 128,314.80 | 0.00 | |
| | | | | -0.14 |
| SLS0000 | Beneficiaries of Fallen Law En | -37,721.50 | | |
| RXFR | Transfer (Regular) | 0.00 | 3,570.45 | |
| SDIS | Distribution (Special Fund) | 0.00 | 3,459.76 | |
| SPEC | Special Reversing Entry | 3,570.45 | 0.00 | |

Fund Transaction by Type

Start Date:7/1/21 End Date:12/31/21

| Fund | Fund Description | Beginning Balance | Ending Balance |
|----------------|--------------------------------------|----------------------|-----------------------|
| Type | Type Description | Debits | Credits |
| WARR | Warrants | 10,000.00 | 0.00 |
| | | | -31,181.26 |
| SLT0000 | LawEnforcementTrngAct372/1 | -126,387.69 | |
| RCPT | Receipt | 0.00 | 48,767.61 |
| SDIS | Distribution (Special Fund) | 0.00 | 47,255.82 |
| SPEC | Special Reversing Entry | 48,767.61 | 0.00 |
| WARR | Warrants | 7,075.50 | 0.00 |
| | | | -166,568.01 |
| SMB0000 | Recyclables Program 19-6-471 | -172,996.86 | |
| RCPT | Receipt | 0.00 | 17,904.70 |
| SDIS | Distribution (Special Fund) | 0.00 | 17,627.18 |
| SPEC | Special Reversing Entry | 17,904.70 | 0.00 |
| | | | -190,624.04 |
| SMD0000 | Specialty Court Prog 19-6-489 | -86,658.89 | |
| RCPT | Receipt | 0.00 | 1,055.00 |
| SDIS | Distribution (Special Fund) | 0.00 | 1,022.29 |
| SPEC | Special Reversing Entry | 1,055.00 | 0.00 |
| | | | -87,681.18 |
| SMF0000 | Military Funeral Hon 784/09 | -295,233.31 | |
| RXFR | Transfer (Regular) | 0.00 | 20,730.00 |
| SDIS | Distribution (Special Fund) | 0.00 | 20,087.37 |
| SPEC | Special Reversing Entry | 20,730.00 | 0.00 |
| WARR | Warrants | 10,350.00 | 0.00 |
| | | | -304,970.68 |
| SMH0100 | ADEM-Special Rev Fee | -596,829.21 | |
| RADJ | Receipt Adjustment | 350.00 | 350.00 |
| RCPT | Receipt | 0.00 | 38,255.04 |
| RXFR | Transfer (Regular) | 130,000.00 | 0.00 |
| SDIS | Distribution (Special Fund) | 0.00 | 37,662.08 |
| SPEC | Special Reversing Entry | 38,255.04 | 0.00 |
| | | | -504,491.29 |
| SMH2020 | | -14,313.46 | |
| RCPT | Receipt | 0.00 | 5,887.35 |
| RXFR | Transfer (Regular) | 0.00 | 10,000.00 |
| WARR | Warrants | 16,404.67 | 0.00 |
| | | | -13,796.14 |
| SMH2021 | EMPG T&E 20 (0995) | -13,341.93 | |
| RCPT | Receipt | 0.00 | 119,033.87 |
| RXFR | Transfer (Regular) | 150,351.98 | 120,000.00 |
| WARR | Warrants | 87,636.45 | 0.00 |
| | | | -14,387.37 |
| SMI0000 | MMImplementOperation (0620) | -2,028,867.34 | |
| COFF | Checks Charged Off | 1,750.00 | 0.00 |
| RADJ | Receipt Adjustment | 3,584.00 | 361.00 |
| RCPT | Receipt | 0.00 | 3,988,858.00 |
| RXFR | Transfer (Regular) | 2,158,869.71 | 15,504,478.95 |
| SDIS | Distribution (Special Fund) | 0.00 | 18,885,194.14 |
| SPEC | Special Reversing Entry | 19,498,034.95 | 42,571.76 |
| | | | -18,788,092.53 |
| SML0000 | Domestic Peace | -88,093.81 | |
| COFF | Checks Charged Off | 25.00 | 0.00 |

Fund Transaction by Type

Start Date:7/1/21 End Date:12/31/21

| Fund | Fund Description | Beginning Balance | | Ending Balance |
|----------------|------------------------------------|----------------------|---------------|----------------------|
| Type | Type Description | Debits | Credits | |
| RCPT | Receipt | 0.00 | 182,879.83 | |
| SDIS | Distribution (Special Fund) | 0.00 | 177,186.33 | |
| SPEC | Special Reversing Entry | 184,195.56 | 1,340.73 | |
| WARR | Warrants | 240,120.09 | 0.00 | |
| | | | | -25,160.05 |
| SMM1000 | AMM Commission | -174,261.00 | | |
| RADJ | Receipt Adjustment | 398.00 | 3,621.00 | |
| SDIS | Distribution (Special Fund) | 0.00 | 0.00 | |
| SPEC | Special Reversing Entry | 224.00 | 224.00 | |
| WARR | Warrants | 60,926.00 | 0.00 | |
| | | | | -116,558.00 |
| SMP0000 | Division of AR State Police | 0.00 | | |
| AXFR | Advance Transfer | 0.00 | 24,100,000.00 | |
| GDIS | Distribution (General Fund) | 0.00 | 16,104,571.07 | |
| RXFR | Transfer (Regular) | 46,113,216.17 | 8,706,286.79 | |
| | | | | -2,797,641.69 |
| SMP0100 | Divusuib of AR State Police | -2,250,920.09 | | |
| COFF | Checks Charged Off | 90.00 | 0.00 | |
| RADJ | Receipt Adjustment | 965.00 | 245.00 | |
| RCPT | Receipt | 0.00 | 2,845,363.31 | |
| RXFR | Transfer (Regular) | 40,371,340.23 | 45,875,495.16 | |
| SDIS | Distribution (Special Fund) | 0.00 | 7,731,537.58 | |
| SPEC | Special Reversing Entry | 7,977,698.84 | 18,646.38 | |
| TELL | Teller | 0.00 | 1,500.00 | |
| WARR | Warrants | 9,186,823.31 | 0.00 | |
| | | | | -1,186,790.14 |
| SMP0200 | ASP Indirect Admin Costs | 0.00 | | |
| RXFR | Transfer (Regular) | 6,827,326.10 | 7,407,263.41 | |
| | | | | -579,937.31 |
| SMP0300 | ASP Special Operating | -272,423.14 | | |
| RXFR | Transfer (Regular) | 3,000,000.00 | 4,057,752.57 | |
| WARR | Warrants | 981,157.01 | 0.00 | |
| | | | | -349,018.70 |
| SMP0500 | ASP Used Motor Vehicle | -899,709.86 | | |
| COFF | Checks Charged Off | 500.00 | 0.00 | |
| RCPT | Receipt | 0.00 | 411,230.00 | |
| RXFR | Transfer (Regular) | 235,472.32 | 31.05 | |
| SDIS | Distribution (Special Fund) | 0.00 | 404,240.62 | |
| SPEC | Special Reversing Entry | 413,105.00 | 2,500.00 | |
| WARR | Warrants | 43,402.46 | 0.00 | |
| | | | | -1,025,231.75 |
| SMP0600 | ASP-PI/Security | -726,508.64 | | |
| COFF | Checks Charged Off | 120.00 | 0.00 | |
| RCPT | Receipt | 0.00 | 212,435.00 | |
| RXFR | Transfer (Regular) | 170,564.72 | 321.04 | |
| SDIS | Distribution (Special Fund) | 0.00 | 208,876.44 | |
| SPEC | Special Reversing Entry | 213,655.00 | 1,490.00 | |
| WARR | Warrants | 22,486.01 | 0.00 | |
| | | | | -742,805.39 |
| SMP0700 | ASP Salvage Auction | -683,589.91 | | |
| RCPT | Receipt | 0.00 | 54,310.00 | |

Fund Transaction by Type

Start Date:7/1/21 End Date:12/31/21

| Fund | Fund Description | Beginning Balance | | Ending Balance |
|----------------|--------------------------------------|----------------------|--------------|----------------------|
| Type | Type Description | Debits | Credits | |
| SDIS | Distribution (Special Fund) | 0.00 | 53,468.20 | |
| SPEC | Special Reversing Entry | 54,310.00 | 0.00 | |
| | | | | -737,058.11 |
| SMP1100 | ASP Health Plan Hldg Act 1500 | -8,703,658.00 | | |
| WARR | Warrants | 806,600.62 | 0.00 | |
| | | | | -7,897,057.38 |
| SMP2003 | ASP Highway Safety 402 | -4,486.91 | | |
| RCPT | Receipt | 0.00 | 2,049,077.87 | |
| RXFR | Transfer (Regular) | 2,433,367.01 | 2,361,650.48 | |
| WARR | Warrants | 1,678,264.30 | 0.00 | |
| | | | | -303,583.95 |
| SMP2603 | ASP Highway Safety 403 | -8.00 | | |
| RCPT | Receipt | 0.00 | 53,430.94 | |
| RXFR | Transfer (Regular) | 107,980.74 | 66,683.82 | |
| WARR | Warrants | 8,087.48 | 0.00 | |
| | | | | -4,054.54 |
| SMP3021 | Hwy Safety 405 MAP 21Act120 | -8,997.36 | | |
| RCPT | Receipt | 0.00 | 3,691,064.01 | |
| RXFR | Transfer (Regular) | 3,644,154.57 | 2,693,340.10 | |
| WARR | Warrants | 2,337,309.70 | 0.00 | |
| | | | | -411,937.20 |
| SMP3070 | HS 148 Hwy Sfty Improve Func | 0.00 | | |
| RXFR | Transfer (Regular) | 1,181,791.65 | 2,280,633.17 | |
| WARR | Warrants | 1,098,841.52 | 0.00 | |
| | | | | 0.00 |
| SMP3384 | E-Crash 21 (0960) | 0.00 | | |
| RXFR | Transfer (Regular) | 38,573.65 | 77,147.30 | |
| WARR | Warrants | 38,573.65 | 0.00 | |
| | | | | 0.00 |
| SMP3393 | E-CITE 21 (0960) | 0.00 | | |
| RXFR | Transfer (Regular) | 70,059.25 | 152,299.00 | |
| WARR | Warrants | 82,239.75 | 0.00 | |
| | | | | 0.00 |
| SMP3484 | E-Crash 22 (0960) | 0.00 | | |
| RXFR | Transfer (Regular) | 0.00 | 41,915.06 | |
| WARR | Warrants | 26,349.66 | 0.00 | |
| | | | | -15,565.40 |
| SMP3493 | E-Cite 22 (0960) | 0.00 | | |
| RXFR | Transfer (Regular) | 12,180.50 | 12,180.50 | |
| | | | | 0.00 |
| SMP5073 | Selective Traffic Enf Program | -69.09 | | |
| RXFR | Transfer (Regular) | 69.09 | 0.00 | |
| | | | | 0.00 |
| SMP5180 | Video Storage 21 (0960) | -10,166.46 | | |
| RXFR | Transfer (Regular) | 10,166.46 | 0.00 | |
| | | | | 0.00 |
| SMP5280 | Video Storage 22 (0960) | 0.00 | | |
| RXFR | Transfer (Regular) | 0.00 | 58,033.51 | |
| WARR | Warrants | 58,033.51 | 0.00 | |
| | | | | 0.00 |

Fund Transaction by Type

Start Date:7/1/21 End Date:12/31/21

| Fund | Fund Description | Beginning Balance | | Ending Balance |
|----------------|--|----------------------|--------------|----------------------|
| Type | Type Description | Debits | Credits | |
| SMP6173 | STEP 21 | -41,425.99 | | |
| RCPT | Receipt | 0.00 | 2,258.48 | |
| RXFR | Transfer (Regular) | 1,486,559.37 | 1,690,660.18 | |
| WARR | Warrants | 247,785.28 | 0.00 | |
| | | | | 0.00 |
| SMP7173 | STEP 22 (0960) | 0.00 | | |
| RXFR | Transfer (Regular) | 115,188.73 | 173,649.71 | |
| WARR | Warrants | 58,410.92 | 0.00 | |
| | | | | -50.06 |
| SMP8800 | ASP Vehicles (0960) | -2,234,301.24 | | |
| COFF | Checks Charged Off | 455.00 | 0.00 | |
| RCPT | Receipt | 0.00 | 1,306,774.64 | |
| RXFR | Transfer (Regular) | 1,379,910.05 | 5,025,322.71 | |
| SDIS | Distribution (Special Fund) | 0.00 | 1,256,254.12 | |
| SPEC | Special Reversing Entry | 1,312,637.15 | 16,193.26 | |
| WARR | Warrants | 2,230,705.99 | 0.00 | |
| | | | | -4,915,137.78 |
| SMS0000 | ADH Marine Sanitation | -242,569.77 | | |
| RADJ | Receipt Adjustment | 250.00 | 125.00 | |
| RCPT | Receipt | 0.00 | 125.00 | |
| RXFR | Transfer (Regular) | 86,066.07 | 110,404.20 | |
| SDIS | Distribution (Special Fund) | 0.00 | 0.00 | |
| SPEC | Special Reversing Entry | 250.00 | 250.00 | |
| | | | | -266,907.90 |
| SNH0100 | DHS-Nrs Hm Prsnl Trng-Exp | -749,280.38 | | |
| COFF | Checks Charged Off | 100.00 | 0.00 | |
| RCPT | Receipt | 0.00 | 31,210.00 | |
| RXFR | Transfer (Regular) | 32,146.40 | 0.00 | |
| SDIS | Distribution (Special Fund) | 0.00 | 30,627.78 | |
| SPEC | Special Reversing Entry | 31,210.00 | 100.00 | |
| | | | | -747,761.76 |
| SNP0100 | Nuclear Planning & Response | -575,485.32 | | |
| RCPT | Receipt | 0.00 | 660,016.47 | |
| RXFR | Transfer (Regular) | 622,303.94 | 59,072.18 | |
| SDIS | Distribution (Special Fund) | 0.00 | 639,555.96 | |
| SPEC | Special Reversing Entry | 660,016.47 | 0.00 | |
| WARR | Warrants | 162,500.00 | 0.00 | |
| | | | | -489,309.52 |
| SPC0101 | L/P Brucellosis Erad/Inspectio | -1,289,420.68 | | |
| RCPT | Receipt | 0.00 | 396,869.29 | |
| RXFR | Transfer (Regular) | 722,241.49 | 397,072.45 | |
| SDIS | Distribution (Special Fund) | 0.00 | 321,894.80 | |
| SPEC | Special Reversing Entry | 693,037.10 | 360,844.33 | |
| WARR | Warrants | 96,638.53 | 0.00 | |
| | | | | -1,254,184.43 |
| SPD0100 | People With Disabilities | -27,931.26 | | |
| RCPT | Receipt | 0.00 | 5,163.71 | |
| SDIS | Distribution (Special Fund) | 0.00 | 5,083.68 | |
| SPEC | Special Reversing Entry | 5,163.71 | 0.00 | |
| WARR | Warrants | 9,000.00 | 0.00 | |
| | | | | -24,014.94 |

Fund Transaction by Type

Start Date:7/1/21 End Date:12/31/21

| Fund | Fund Description | Beginning Balance | | Ending Balance |
|----------------|---|------------------------|------------------|--------------------------|
| Type | Type Description | Debits | Credits | |
| SPF0100 | Comty Punshmt Rev-Oprs | -14,430,967.26 | | |
| COFF | Checks Charged Off | 41,649.00 | 0.00 | |
| RCPT | Receipt | 0.00 | 6,544,315.61 | |
| RXFR | Transfer (Regular) | 298,914.62 | 1,152,816.10 | |
| SDIS | Distribution (Special Fund) | 0.00 | 6,401,875.28 | |
| SPEC | Special Reversing Entry | 6,544,315.61 | 41,649.00 | |
| WARR | Warrants | 5,033,426.78 | 0.00 | |
| | | | | -16,653,317.24 |
| SPS0101 | Livestock/Poultry Special Rev | -1,347,125.89 | | |
| COFF | Checks Charged Off | 5.00 | 0.00 | |
| RCPT | Receipt | 0.00 | 855,067.42 | |
| RXFR | Transfer (Regular) | 320,829.86 | 77,565.79 | |
| SDIS | Distribution (Special Fund) | 0.00 | 681,917.70 | |
| SPEC | Special Reversing Entry | 703,520.18 | 10,866.35 | |
| WARR | Warrants | 926,713.20 | 0.00 | |
| | | | | -1,021,474.91 |
| SPT0100 | Dept Parks Heritage Tourism | -29,813,248.32 | | |
| RCPT | Receipt | 0.00 | 46,140.87 | |
| RXFR | Transfer (Regular) | 7,930,144.30 | 22,801,873.95 | |
| SDIS | Distribution (Special Fund) | 0.00 | 4,323.77 | |
| SPEC | Special Reversing Entry | 4,462.10 | 0.00 | |
| WARR | Warrants | 9,085,856.28 | 249.18 | |
| | | | | -35,645,373.41 |
| SRD0000 | Catastrophic Reserve 19-6-48€ | -209,985,461.46 | | |
| RXFR | Transfer (Regular) | 50,000,000.00 | 1,041,877,169.50 | |
| | | | | -1,201,862,630.96 |
| SRP0100 | Rice Research & Promo Bd-Opr | -332,518.75 | | |
| RCPT | Receipt | 0.00 | 3,097,305.17 | |
| RXFR | Transfer (Regular) | 19,168.21 | 15,374.25 | |
| SDIS | Distribution (Special Fund) | 0.00 | 2,997,612.38 | |
| SPEC | Special Reversing Entry | 3,140,100.86 | 46,589.65 | |
| WARR | Warrants | 2,822,310.79 | 0.00 | |
| | | | | -507,820.34 |
| SRS0000 | Reg Sub Stor Tank Prg | -2,142,023.43 | | |
| COFF | Checks Charged Off | 150.00 | 0.00 | |
| RCPT | Receipt | 0.00 | 256,485.50 | |
| RXFR | Transfer (Regular) | 465,600.92 | 300.00 | |
| SDIS | Distribution (Special Fund) | 0.00 | 174,175.77 | |
| SPEC | Special Reversing Entry | 177,298.00 | 380.00 | |
| WARR | Warrants | 93,900.26 | 0.00 | |
| | | | | -1,836,415.52 |
| SSA0000 | AR CourtAppointedSpecAdvo | -12,223.15 | | |
| RXFR | Transfer (Regular) | 0.00 | 2,875.00 | |
| SDIS | Distribution (Special Fund) | 0.00 | 2,785.86 | |
| SPEC | Special Reversing Entry | 2,875.00 | 0.00 | |
| | | | | -15,009.01 |
| SSC0480 | ADC Sex/Child Offen Reg-048 | -245,843.19 | | |
| RCPT | Receipt | 0.00 | 39,565.03 | |
| SDIS | Distribution (Special Fund) | 0.00 | 38,338.52 | |
| SPEC | Special Reversing Entry | 40,801.01 | 1,235.98 | |
| | | | | -284,181.71 |

Fund Transaction by Type

Start Date:7/1/21 End Date:12/31/21

| Fund | Fund Description | Beginning Balance | | Ending Balance |
|----------------|---------------------------------------|----------------------|------------|--------------------|
| Type | Type Description | Debits | Credits | |
| SSC0990 | ACIC Sex/Child Offend Reg-09 | -56,444.56 | | |
| RCPT | Receipt | 0.00 | 50,573.25 | |
| RXFR | Transfer (Regular) | 8,784.75 | 114.23 | |
| SDIS | Distribution (Special Fund) | 0.00 | 38,338.54 | |
| SPEC | Special Reversing Entry | 40,801.03 | 1,235.98 | |
| WARR | Warrants | 10,155.92 | 0.00 | |
| | | | | -86,964.86 |
| SSD0000 | Individual Sewage Disposal Sy | -99,838.48 | | |
| RCPT | Receipt | 0.00 | 15,695.00 | |
| RXFR | Transfer (Regular) | 12,047.36 | 0.00 | |
| SDIS | Distribution (Special Fund) | 0.00 | 15,451.73 | |
| SPEC | Special Reversing Entry | 15,695.00 | 0.00 | |
| | | | | -103,242.85 |
| SSE0000 | AR Citizens 1st Resp Safety | -26,316.48 | | |
| RCPT | Receipt | 0.00 | 158,239.13 | |
| SDIS | Distribution (Special Fund) | 0.00 | 153,333.73 | |
| SPEC | Special Reversing Entry | 158,239.13 | 0.00 | |
| WARR | Warrants | 156,619.90 | 0.00 | |
| | | | | -23,030.31 |
| SST0101 | Livestock/Poultry Swine Testir | -1,613.14 | | |
| RXFR | Transfer (Regular) | 0.00 | 11.00 | |
| SDIS | Distribution (Special Fund) | 0.00 | 10.66 | |
| SPEC | Special Reversing Entry | 11.00 | 0.00 | |
| | | | | -1,623.80 |
| SSV0000 | Alcoholic Bev Control 19-6-82: | -589,893.12 | | |
| RXFR | Transfer (Regular) | 589,012.66 | 1,611.09 | |
| WARR | Warrants | 2,360.47 | 0.00 | |
| | | | | -131.08 |
| SSV0100 | Alcohol Bev Control | 0.00 | | |
| RCPT | Receipt | 0.00 | 198,435.00 | |
| RXFR | Transfer (Regular) | 0.00 | 769,906.66 | |
| SDIS | Distribution (Special Fund) | 0.00 | 192,283.50 | |
| SPEC | Special Reversing Entry | 198,435.00 | 0.00 | |
| WARR | Warrants | 394,896.37 | 0.00 | |
| | | | | -567,293.79 |
| SSW0100 | Social Work Licensing-Operati | -756,770.75 | | |
| RCPT | Receipt | 0.00 | 108,020.00 | |
| RXFR | Transfer (Regular) | 66,452.56 | 385.52 | |
| SDIS | Distribution (Special Fund) | 0.00 | 106,345.69 | |
| SPEC | Special Reversing Entry | 108,020.00 | 0.00 | |
| WARR | Warrants | 19,009.96 | 0.00 | |
| | | | | -778,039.44 |
| STC0100 | Telecomm Equip Fund-Oprs | -790,966.91 | | |
| RCPT | Receipt | 0.00 | 215,397.23 | |
| RXFR | Transfer (Regular) | 73,302.89 | 11,358.10 | |
| SDIS | Distribution (Special Fund) | 0.00 | 219,131.43 | |
| SPEC | Special Reversing Entry | 227,173.45 | 1,031.63 | |
| WARR | Warrants | 125,892.79 | 0.00 | |
| | | | | -811,516.17 |
| STR0000 | AR Tob Cont Rev ACA 19-6-83 | -1,850,427.62 | | |
| COFF | Checks Charged Off | 100.00 | 0.00 | |

Fund Transaction by Type

Start Date:7/1/21 End Date:12/31/21

| Fund | Fund Description | Beginning Balance | | Ending Balance |
|----------------|--------------------------------------|-------------------|----------------------|----------------------|
| Type | Type Description | Debits | Credits | |
| RADJ | Receipt Adjustment | 57,274.63 | 57,274.63 | |
| RCPT | Receipt | 0.00 | 56,205.00 | |
| RXFR | Transfer (Regular) | 1,905,381.35 | 0.00 | |
| SDIS | Distribution (Special Fund) | 0.00 | 55,235.37 | |
| SPEC | Special Reversing Entry | 112,410.00 | 56,305.00 | |
| WARR | Warrants | 281.64 | 0.00 | |
| | | | | 0.00 |
| STR0100 | ATC Revenue | | 0.00 | |
| COFF | Checks Charged Off | 100.00 | 0.00 | |
| CTAX | Claims & Taxes | 700.00 | 0.00 | |
| RADJ | Receipt Adjustment | 56,974.63 | 56,974.63 | |
| RCPT | Receipt | 0.00 | 73,115.00 | |
| RXFR | Transfer (Regular) | 97,129.95 | 2,146,573.35 | |
| SDIS | Distribution (Special Fund) | 0.00 | 71,194.11 | |
| SPEC | Special Reversing Entry | 129,220.00 | 56,905.00 | |
| WARR | Warrants | 277,581.43 | 0.00 | |
| | | | | -1,843,056.08 |
| SVS0000 | AR Video Service Fund (0063) | | -30,829.52 | |
| RCPT | Receipt | 0.00 | 700.00 | |
| SDIS | Distribution (Special Fund) | 0.00 | 678.30 | |
| SPEC | Special Reversing Entry | 700.00 | 0.00 | |
| | | | | -31,507.82 |
| SWF0100 | Wkforce 2000 Dev-Grant/Exp | | -2,567,862.21 | |
| RADJ | Receipt Adjustment | 0.00 | 20,965,712.58 | |
| RXFR | Transfer (Regular) | 19,876,636.11 | 378,961.10 | |
| SDIS | Distribution (Special Fund) | 0.00 | 20,315,775.48 | |
| SPEC | Special Reversing Entry | 20,965,712.58 | 0.00 | |
| | | | | -3,385,962.68 |
| SWG0000 | AR Wine Grants (0900) | | -429,993.75 | |
| CTAX | Claims & Taxes | 2,550.00 | 0.00 | |
| RCPT | Receipt | 0.00 | 83,600.00 | |
| RXFR | Transfer (Regular) | 704,111.85 | 205,100.00 | |
| SDIS | Distribution (Special Fund) | 0.00 | 277,182.45 | |
| SPEC | Special Reversing Entry | 288,700.00 | 2,650.00 | |
| | | | | -3,164.35 |
| SWP0100 | Wheat Promotion Bd-Operatio | | -64,083.63 | |
| RCPT | Receipt | 0.00 | 35,568.44 | |
| RXFR | Transfer (Regular) | 2,953.42 | 51,353.87 | |
| SDIS | Distribution (Special Fund) | 0.00 | 81,365.85 | |
| SPEC | Special Reversing Entry | 86,941.41 | 2,972.52 | |
| WARR | Warrants | 35,932.00 | 0.00 | |
| | | | | -109,517.48 |
| SWT0000 | In God We Trust License Plate | | -11,207.41 | |
| RXFR | Transfer (Regular) | 56,084.29 | 55,988.09 | |
| SDIS | Distribution (Special Fund) | 0.00 | 54,252.46 | |
| SPEC | Special Reversing Entry | 55,988.09 | 0.00 | |
| | | | | -9,375.58 |
| SXA0100 | AR Abstractors' BD 19-6-415 | | -116,875.87 | |
| RCPT | Receipt | 0.00 | 8,075.00 | |
| RXFR | Transfer (Regular) | 4.45 | 0.00 | |
| SDIS | Distribution (Special Fund) | 0.00 | 7,949.84 | |

Fund Transaction by Type

Start Date:7/1/21 End Date:12/31/21

| Fund | Fund Description | Beginning Balance | Ending Balance |
|----------------|--|-----------------------|-----------------------|
| Type | Type Description | Debits | Credits |
| SPEC | Special Reversing Entry | 8,075.00 | 0.00 |
| WARR | Warrants | 4,521.58 | 0.00 |
| | | | -120,299.68 |
| SXV0100 | Veterinary Exam Board-Operat | -671,091.99 | |
| RADJ | Receipt Adjustment | 100.00 | 100.00 |
| RCPT | Receipt | 0.00 | 5,865.00 |
| RXFR | Transfer (Regular) | 41,617.45 | 20.25 |
| SDIS | Distribution (Special Fund) | 0.00 | 457.78 |
| SPEC | Special Reversing Entry | 465.00 | 0.00 |
| WARR | Warrants | 5,587.28 | 0.00 |
| | | | -629,765.29 |
| TAC0000 | Accountability Court 19-5-114 | -440,332.40 | |
| RXFR | Transfer (Regular) | 440,332.40 | 0.00 |
| | | | 0.00 |
| TAC0100 | Accountability Court 19-5-114 | 0.00 | |
| RCPT | Receipt | 0.00 | 6,649.84 |
| RXFR | Transfer (Regular) | 5,215.00 | 440,332.40 |
| WARR | Warrants | 15,308.14 | 0.00 |
| | | | -426,459.10 |
| TAD0201 | Pesticide/Plant Disposal 19-5- | -438,154.21 | |
| RCPT | Receipt | 0.00 | 226,640.00 |
| RXFR | Transfer (Regular) | 0.00 | 113.75 |
| SDIS | Distribution (Special Fund) | 0.00 | 223,127.06 |
| SPEC | Special Reversing Entry | 226,640.00 | 0.00 |
| | | | -661,395.02 |
| TAF0000 | Asset Forfeiture | -17,758.47 | |
| RCPT | Receipt | 0.00 | 64,166.19 |
| RXFR | Transfer (Regular) | 68,074.66 | 0.00 |
| | | | -13,850.00 |
| TAF0100 | Spec St Assets Forfeit (0620) | -118,721.42 | |
| WARR | Warrants | 118,721.42 | 0.00 |
| | | | 0.00 |
| TAF0300 | State Police Federal 25% (0620) | -191,390.10 | |
| WARR | Warrants | 191,390.10 | 0.00 |
| | | | 0.00 |
| TAF0400 | State Police Federal 65% (0620) | -91,347.21 | |
| WARR | Warrants | 91,347.21 | 0.00 |
| | | | 0.00 |
| TAJ0200 | St Admin Of Justice-Co/City R | 0.00 | |
| RXFR | Transfer (Regular) | 0.00 | 2,000.00 |
| WARR | Warrants | 2,000.00 | 0.00 |
| | | | 0.00 |
| TAJ0300 | St Admin Of Justice-St Prgms/ | -18,173,976.03 | |
| COFF | Checks Charged Off | 757.50 | 0.00 |
| RCPT | Receipt | 0.00 | 10,679,044.68 |
| RXFR | Transfer (Regular) | 27,295,305.21 | 10,818,686.91 |
| SDIS | Distribution (Special Fund) | 0.00 | 10,483,307.62 |
| SPEC | Special Reversing Entry | 10,818,686.91 | 0.00 |
| WARR | Warrants | 916,690.22 | 0.00 |
| | | | -11,123,575.40 |
| TAR0000 | Judges Retirement | -42,397.52 | |

Fund Transaction by Type

Start Date:7/1/21 End Date:12/31/21

| Fund | Fund Description | Beginning Balance | | Ending Balance |
|----------------|---------------------------------------|------------------------|----------------|------------------------|
| Type | Type Description | Debits | Credits | |
| RCPT | Receipt | 0.00 | 381,600.17 | |
| RXFR | Transfer (Regular) | 113,708.00 | 5,573,674.09 | |
| WARR | Warrants | 5,845,909.02 | 0.00 | |
| | | | | -38,054.76 |
| TAS0000 | Securities Reserve | -7,359,754.36 | | |
| DXFR | Transfer (Deduction) | 4,981,754.66 | 0.00 | |
| RADJ | Receipt Adjustment | 573,333.33 | 573,333.33 | |
| RCPT | Receipt | 0.00 | 27,582,796.59 | |
| RXFR | Transfer (Regular) | 19,978,732.17 | 0.00 | |
| TELL | Teller | 1,792.03 | 0.00 | |
| | | | | -9,980,272.09 |
| TAW0000 | AR Work Prog Tr Fund 19-5-11 | -65,651,056.48 | | |
| CTAX | Claims & Taxes | 29,378.00 | 0.00 | |
| RCPT | Receipt | 0.00 | 25,513,390.91 | |
| RXFR | Transfer (Regular) | 10,000,000.00 | 0.00 | |
| | | | | -81,135,069.39 |
| TAX0000 | Ad Valorem Tax | -4,848,049.63 | | |
| COFF | Checks Charged Off | 11,487.58 | 0.00 | |
| CTAX | Claims & Taxes | 37,437.00 | 0.00 | |
| RXFR | Transfer (Regular) | 11,816,300.30 | 7,498,352.72 | |
| | | | | -481,177.47 |
| TBB0000 | DFA Rev-Interstate Mtr Fuel Ta | -32,823.48 | | |
| RADJ | Receipt Adjustment | 840.15 | 184,893.06 | |
| WARR | Warrants | 172,559.31 | 0.00 | |
| | | | | -44,317.08 |
| TBC0000 | DFA-Rev Gasoline Tax Refund | 0.00 | | |
| RXFR | Transfer (Regular) | 0.00 | 23,535.21 | |
| WARR | Warrants | 23,535.21 | 0.00 | |
| | | | | 0.00 |
| TBJ0000 | College Savings Bonds | 0.00 | | |
| LCRT | General Letter of Cert | 0.00 | 2,748,868.75 | |
| RXFR | Transfer (Regular) | 2,748,868.75 | 0.00 | |
| | | | | 0.00 |
| TBJ0015 | Higher Ed 2015 bond 2007C 00 | 0.00 | | |
| RXFR | Transfer (Regular) | 0.00 | 2,534,106.25 | |
| WARR | Warrants | 2,534,106.25 | 0.00 | |
| | | | | 0.00 |
| TBJ1300 | Higher Ed 2016 Bond Issue | 0.00 | | |
| RXFR | Transfer (Regular) | 0.00 | 214,762.50 | |
| WARR | Warrants | 214,762.50 | 0.00 | |
| | | | | 0.00 |
| TBL0000 | Sm Bus Revolving Ln | -1,663,840.93 | | |
| RCPT | Receipt | 0.00 | 453.47 | |
| RXFR | Transfer (Regular) | 3,998,796.53 | 3,998,796.53 | |
| | | | | -1,664,294.40 |
| TBS0000 | Budget Stabilization Trust | -184,435,651.54 | | |
| RXFR | Transfer (Regular) | 121,683,789.25 | 111,929,614.01 | |
| | | | | -174,681,476.30 |
| TCA0100 | County Assessors Continuing | -343,403.19 | | |
| RCPT | Receipt | 0.00 | 38,400.00 | |
| SDIS | Distribution (Special Fund) | 0.00 | 37,209.60 | |

Fund Transaction by Type

Start Date:7/1/21 End Date:12/31/21

| Fund | Fund Description | Beginning Balance | | Ending Balance |
|----------------|---------------------------------------|-----------------------|----------------|-----------------------|
| Type | Type Description | Debits | Credits | |
| SPEC | Special Reversing Entry | 38,400.00 | 0.00 | |
| WARR | Warrants | 5,250.00 | 0.00 | |
| | | | | -375,362.79 |
| TCC0100 | County Coll Ctng Ed-Oprs-(051 | -180,800.41 | | |
| RCPT | Receipt | 0.00 | 39,840.02 | |
| WARR | Warrants | 24,491.01 | 0.00 | |
| | | | | -196,149.42 |
| TCE0100 | Co Treas Cont Ed-Oprs-(059) | -55,240.82 | | |
| RCPT | Receipt | 0.00 | 40,600.00 | |
| WARR | Warrants | 37,078.36 | 0.00 | |
| | | | | -58,762.46 |
| TCH0000 | Baby Sharon's Illness | -80,553.07 | | |
| RCPT | Receipt | 0.00 | 5,630.00 | |
| RXFR | Transfer (Regular) | 0.00 | 50,850.00 | |
| WARR | Warrants | 16,135.43 | 0.00 | |
| | | | | -120,897.64 |
| TCI0101 | Construction Industr | -945,677.68 | | |
| RCPT | Receipt | 0.00 | 457,016.00 | |
| RXFR | Transfer (Regular) | 50,648.27 | 0.00 | |
| WARR | Warrants | 242,400.54 | 0.00 | |
| | | | | -1,109,644.87 |
| TCR0101 | Crime Victims Revolv | -583,297.21 | | |
| RCPT | Receipt | 0.00 | 54,467.22 | |
| RXFR | Transfer (Regular) | 141,159.40 | 2,313,958.42 | |
| SDIS | Distribution (Special Fund) | 0.00 | 4,545.24 | |
| SPEC | Special Reversing Entry | 4,698.40 | 81.60 | |
| WARR | Warrants | 103,080.31 | 0.00 | |
| | | | | -2,707,411.58 |
| TCS0200 | ADHE Stud Prot (0700) | -1,275,233.91 | | |
| RCPT | Receipt | 0.00 | 2,611.50 | |
| SDIS | Distribution (Special Fund) | 0.00 | 2,571.02 | |
| SPEC | Special Reversing Entry | 2,611.50 | 0.00 | |
| | | | | -1,277,804.93 |
| TCT0200 | Children's Trust (0710) | -2,869,930.87 | | |
| RCPT | Receipt | 0.00 | 141,250.00 | |
| RXFR | Transfer (Regular) | 17.57 | 0.00 | |
| SDIS | Distribution (Special Fund) | 0.00 | 136,871.25 | |
| SPEC | Special Reversing Entry | 141,250.00 | 0.00 | |
| WARR | Warrants | 84,364.21 | 0.00 | |
| | | | | -2,922,420.34 |
| TCU0000 | Natl Cancer Inst | -42,533,689.08 | | |
| RXFR | Transfer (Regular) | 301,297.08 | 1,150,353.76 | |
| SDIS | Distribution (Special Fund) | 0.00 | 830,077.45 | |
| SPEC | Special Reversing Entry | 1,150,353.76 | 293,720.69 | |
| WARR | Warrants | 5,894,236.85 | 0.00 | |
| | | | | -37,461,953.29 |
| TDP0100 | Death/Permanent Ttl Disability | -90,580,472.14 | | |
| RADJ | Receipt Adjustment | 1,100.00 | 1,100.00 | |
| RCPT | Receipt | 0.00 | 275,080.74 | |
| RXFR | Transfer (Regular) | 495,166,303.22 | 495,166,303.22 | |
| SDIS | Distribution (Special Fund) | 0.00 | 1,781.30 | |

Fund Transaction by Type

Start Date:7/1/21 End Date:12/31/21

| Fund | Fund Description | Beginning Balance | | Ending Balance |
|----------------|---------------------------------------|-----------------------|----------------|-----------------------|
| Type | Type Description | Debits | Credits | |
| SPEC | Special Reversing Entry | 1,838.29 | 0.00 | |
| TELL | Teller | 967.54 | 0.00 | |
| WARR | Warrants | 6,726,663.08 | 0.00 | |
| | | | | -84,127,865.27 |
| TDR9000 | AR Distr Rel Prog Trust-Grants | -587,449.54 | | |
| RCPT | Receipt | 0.00 | 200.00 | |
| RXFR | Transfer (Regular) | 0.00 | 1,284.00 | |
| WARR | Warrants | 10,000.00 | 0.00 | |
| | | | | -578,933.54 |
| TDS0000 | Nonmun Dom Sew Treat 19-5-' | -547,001.59 | | |
| COFF | Checks Charged Off | 354.00 | 0.00 | |
| RCPT | Receipt | 0.00 | 69,361.04 | |
| RXFR | Transfer (Regular) | 1,199,638.96 | 1,199,638.96 | |
| WARR | Warrants | 1,592.00 | 0.00 | |
| | | | | -614,416.63 |
| TDT9200 | Tourism Development Trust | -6,913,717.51 | | |
| RCPT | Receipt | 0.00 | 12,420.51 | |
| RXFR | Transfer (Regular) | 7,393,884.85 | 19,413,073.85 | |
| SDIS | Distribution (Special Fund) | 0.00 | 11,831,858.63 | |
| SPEC | Special Reversing Entry | 12,319,581.41 | 109,200.99 | |
| WARR | Warrants | 5,228,587.65 | 0.00 | |
| | | | | -13,338,217.58 |
| TDT9212 | Wine Tourism Promo | -1,649,313.89 | | |
| RXFR | Transfer (Regular) | 0.00 | 352,005.90 | |
| | | | | -2,001,319.79 |
| TEB1001 | Educational Building Rev Bon | -4,366,141.79 | | |
| RCPT | Receipt | 0.00 | 123,458.52 | |
| RXFR | Transfer (Regular) | 1,998,936.11 | 1,998,936.11 | |
| WARR | Warrants | 262,178.51 | 0.00 | |
| | | | | -4,227,421.80 |
| TEM1001 | Revolving Loan Certificate | -13,421,704.94 | | |
| RCPT | Receipt | 0.00 | 16,893.53 | |
| RXFR | Transfer (Regular) | 3,031,785.93 | 2,998,536.11 | |
| WARR | Warrants | 3,762.98 | 0.00 | |
| | | | | -13,401,585.67 |
| TER0000 | Teacher Retirement | -3,730,262.72 | | |
| RCPT | Receipt | 0.00 | 107,458,505.12 | |
| RXFR | Transfer (Regular) | 4,698,445.62 | 16,373.44 | |
| WARR | Warrants | 103,305,658.09 | 0.00 | |
| | | | | -3,201,037.57 |
| TES0100 | Div Workforce Svcs Trust | -3,155,085.38 | | |
| RADJ | Receipt Adjustment | 160.90 | 160.90 | |
| RCPT | Receipt | 0.00 | 17,041,360.31 | |
| RXFR | Transfer (Regular) | 25,199,422.32 | 20,759,886.54 | |
| WARR | Warrants | 12,649,373.89 | 0.00 | |
| | | | | -3,107,536.02 |
| TES0200 | Div Workforce Svcs Trust | -56,591.45 | | |
| RXFR | Transfer (Regular) | 0.00 | 5,733.15 | |
| | | | | -62,324.60 |
| TESCARE | CARES Act Funds | -90,065.42 | | |
| RXFR | Transfer (Regular) | 25,904,514.58 | 39,870,083.70 | |

Fund Transaction by Type

Start Date:7/1/21 End Date:12/31/21

| Fund | Fund Description | Beginning Balance | | Ending Balance |
|----------------|---------------------------------------|-----------------------|----------------|-----------------------|
| Type | Type Description | Debits | Credits | |
| WARR | Warrants | 9,976,060.58 | 0.00 | |
| | | | | -4,079,573.96 |
| TEX0000 | Education Excellence Trust | 0.00 | | |
| LCRT | General Letter of Cert | 0.00 | 197,564,823.00 | |
| RXFR | Transfer (Regular) | 164,637,352.50 | 0.00 | |
| | | | | -32,927,470.50 |
| TFB0000 | Fidelity Bond Trust | -6,800,897.30 | | |
| RCPT | Receipt | 0.00 | 4,068.49 | |
| RXFR | Transfer (Regular) | 6,700,000.00 | 7,599,207.07 | |
| | | | | -7,704,172.86 |
| TFB0400 | Fidelity Bond Trust | -324,545.33 | | |
| RCPT | Receipt | 0.00 | 25,023.78 | |
| WARR | Warrants | 67,343.62 | 0.00 | |
| | | | | -282,225.49 |
| TFC0000 | Firefighter Cancer | -14,500.00 | | |
| RCPT | Receipt | 0.00 | 1,000.00 | |
| | | | | -15,500.00 |
| TFH0000 | AR Fair Housing Commission- | -388,873.13 | | |
| RXFR | Transfer (Regular) | 388,873.13 | 0.00 | |
| | | | | 0.00 |
| TFH0001 | DIG AFHC Trust | 0.00 | | |
| RCPT | Receipt | 0.00 | 3,122.57 | |
| RXFR | Transfer (Regular) | 0.00 | 388,873.13 | |
| WARR | Warrants | 757.92 | 0.00 | |
| | | | | -391,237.78 |
| TFM0000 | Military FamilyRelief19-5-1127 | -190,045.65 | | |
| RXFR | Transfer (Regular) | 0.00 | 1,693.00 | |
| WARR | Warrants | 14,856.02 | 0.00 | |
| | | | | -176,882.63 |
| TGC0000 | Corporate Income Tax | -9,221,596.73 | | |
| NDXF | Transfer (Non-Distribution) | 0.00 | 21,180,577.06 | |
| RXFR | Transfer (Regular) | 1,131,177.07 | 1,131,177.07 | |
| WARR | Warrants | 18,748,942.33 | 0.00 | |
| | | | | -11,653,231.46 |
| TGI0000 | Individual Income Tax | -17,229,430.54 | | |
| NDXF | Transfer (Non-Distribution) | 0.00 | 100,882,494.25 | |
| RCPT | Receipt | 0.00 | 1,387,150.28 | |
| RXFR | Transfer (Regular) | 11,242,451.52 | 11,189,982.74 | |
| WARR | Warrants | 108,512,056.17 | 3,446.00 | |
| | | | | -10,937,996.12 |
| TGI00WH | Withholding Tax Ref AIRS (063) | -1,177,461.07 | | |
| NDXF | Transfer (Non-Distribution) | 117,650.55 | 795,630.75 | |
| WARR | Warrants | 774,162.72 | 0.00 | |
| | | | | -1,081,278.55 |
| TGP0010 | Nat'l Cultural HistPresv(0865) | -6,840,434.86 | | |
| RCPT | Receipt | 0.00 | 5,000.00 | |
| RXFR | Transfer (Regular) | 5,607,666.16 | 8,204,071.98 | |
| SDIS | Distribution (Special Fund) | 0.00 | 2,891,130.76 | |
| SPEC | Special Reversing Entry | 3,204,877.53 | 221,254.46 | |
| WARR | Warrants | 507,809.49 | 0.00 | |
| | | | | -8,841,538.88 |

Fund Transaction by Type

Start Date:7/1/21

End Date:12/31/21

| Fund | Fund Description | Beginning Balance | | Ending Balance |
|----------------|--------------------------------------|-----------------------|---------------|-----------------------|
| Type | Type Description | Debits | Credits | |
| TGS0800 | Geographic Info Syst 296/09 | -470,971.70 | | |
| RCPT | Receipt | 0.00 | 122,242.99 | |
| RXFR | Transfer (Regular) | 0.00 | 100,454.58 | |
| WARR | Warrants | 140,049.36 | 0.00 | |
| | | | | -553,619.91 |
| TGT0000 | AR Natural/Cultural Resources | -40,924,779.08 | | |
| RXFR | Transfer (Regular) | 57,668,438.46 | 52,017,661.55 | |
| SDIS | Distribution (Special Fund) | 0.00 | 23,129,046.38 | |
| SPEC | Special Reversing Entry | 25,639,020.60 | 1,770,035.68 | |
| | | | | -34,534,063.63 |
| TGT0200 | AR Natural/Cultural Resources | -2,569.53 | | |
| WARR | Warrants | 264.47 | 0.00 | |
| | | | | -2,305.06 |
| TGT2001 | NCRC ST PARK IMPROV (0900 | -21,499.11 | | |
| WARR | Warrants | 20,953.50 | 0.00 | |
| | | | | -545.61 |
| TGT2003 | NCRC UAF-AAS Pres AR Hist | -42,600.60 | | |
| RXFR | Transfer (Regular) | 19,468.70 | 0.00 | |
| WARR | Warrants | 23,131.90 | 0.00 | |
| | | | | 0.00 |
| TGT2011 | NCRC DBA-AR Gov Man PH11 | -50,817.68 | | |
| RXFR | Transfer (Regular) | 23,963.13 | 0.00 | |
| WARR | Warrants | 26,854.55 | 0.00 | |
| | | | | 0.00 |
| TGT2012 | NCRC TOS-Rest StCap Suite 0 | -1.25 | | |
| RXFR | Transfer (Regular) | 1.25 | 0.00 | |
| | | | | 0.00 |
| TGT2019 | NCRC UAF-Powhatan's Past 0 | -34,914.12 | | |
| RXFR | Transfer (Regular) | 701.32 | 0.00 | |
| WARR | Warrants | 34,212.80 | 0.00 | |
| | | | | 0.00 |
| TGT2020 | NCRC UAFS-WillhafHou PhIV | -37,051.40 | | |
| WARR | Warrants | 37,051.40 | 0.00 | |
| | | | | 0.00 |
| TGT2021 | NCRC UALR-Compact Shelv 0 | -322.16 | | |
| RXFR | Transfer (Regular) | 322.16 | 0.00 | |
| | | | | 0.00 |
| TGT2052 | | -161,674.00 | | |
| WARR | Warrants | 161,674.00 | 0.00 | |
| | | | | 0.00 |
| TGT2053 | | -2,323.10 | | |
| WARR | Warrants | 2,323.10 | 0.00 | |
| | | | | 0.00 |
| TGT2054 | 20 NCRC DAH-ASA | -32,352.79 | | |
| RXFR | Transfer (Regular) | 4,483.90 | 0.00 | |
| WARR | Warrants | 27,868.89 | 0.00 | |
| | | | | 0.00 |
| TGT2056 | 20-002 NCRC DAH Delta Cul C | -1,226.30 | | |
| RXFR | Transfer (Regular) | 1,226.30 | 0.00 | |
| | | | | 0.00 |

Fund Transaction by Type

Start Date:7/1/21 End Date:12/31/21

| Fund | Fund Description | Beginning Balance | | Ending Balance |
|----------------|--|-------------------|--------------|----------------------|
| Type | Type Description | Debits | Credits | |
| TGT2058 | NCRC DAH-Mosaic Templars (| | | -1,708.92 |
| RXFR | Transfer (Regular) | 1,708.92 | 0.00 | |
| | | | | 0.00 |
| TGT2059 | NCRC DAH-Old StateHouseMu | | | -24,681.00 |
| WARR | Warrants | 24,681.00 | 0.00 | |
| | | | | 0.00 |
| TGT2101 | 21-001 NCRC St Park Improvm | | | -3,914,199.75 |
| RXFR | Transfer (Regular) | 0.00 | 1,700,000.00 | |
| WARR | Warrants | 3,407,386.59 | 0.00 | |
| | | | | -2,206,813.16 |
| TGT2103 | 21-003 NCRC Forest HSRA & F | | | -356,026.50 |
| WARR | Warrants | 337,779.56 | 0.00 | |
| | | | | -18,246.94 |
| TGT2104 | 21-004 NCRC Blind-Infirm Phs | | | -12,732.38 |
| RXFR | Transfer (Regular) | 0.00 | 6,701.85 | |
| WARR | Warrants | 19,434.23 | 0.00 | |
| | | | | 0.00 |
| TGT2105 | 21-005 NCRC Blind-Hill Cott R | | | -110,538.97 |
| RXFR | Transfer (Regular) | 0.00 | 134,671.34 | |
| WARR | Warrants | 245,210.31 | 0.00 | |
| | | | | 0.00 |
| TGT2106 | 21-006 NCRCDeaf-Parn Hall Pl | | | -58,284.24 |
| RXFR | Transfer (Regular) | 0.00 | 21,001.58 | |
| WARR | Warrants | 79,285.82 | 0.00 | |
| | | | | 0.00 |
| TGT2108 | 21-008 NCRC ASU-3 RiversRit: | | | -103,358.00 |
| WARR | Warrants | 103,358.00 | 0.00 | |
| | | | | 0.00 |
| TGT2109 | NCRC HSU-Capt Hend House | | | -371,749.48 |
| RXFR | Transfer (Regular) | 0.00 | 214,938.52 | |
| WARR | Warrants | 586,688.00 | 0.00 | |
| | | | | 0.00 |
| TGT2111 | 21-011 NCRC Treas-Capitol Ph | | | 0.00 |
| RXFR | Transfer (Regular) | 0.00 | 372,867.63 | |
| WARR | Warrants | 372,867.63 | 0.00 | |
| | | | | 0.00 |
| TGT2113 | 21-013 NCRC SAU-Bus Hall Re | | | 0.00 |
| RXFR | Transfer (Regular) | 0.00 | 572,298.00 | |
| | | | | -572,298.00 |
| TGT2114 | 21-014 NCRC CCCUA-Lockest: | | | -195,517.52 |
| RXFR | Transfer (Regular) | 0.00 | 136,525.00 | |
| | | | | -332,042.52 |
| TGT2118 | 21-018 NCRC-CCC in Arkansa: | | | -5,603.62 |
| WARR | Warrants | 3,376.93 | 0.00 | |
| | | | | -2,226.69 |
| TGT2119 | 21-019 NCRC UAfS-Willhaf Hs | | | 0.00 |
| RXFR | Transfer (Regular) | 0.00 | 329,059.89 | |
| | | | | -329,059.89 |
| TGT2121 | 21-021 NCRC UALR AR Const | | | -30,153.58 |
| WARR | Warrants | 30,153.58 | 0.00 | |

Fund Transaction by Type

Start Date:7/1/21 End Date:12/31/21

| Fund | Fund Description | Beginning Balance | Ending Balance | |
|----------------|------------------------------------|--------------------|----------------|----------------------|
| Type | Type Description | Debits | Credits | |
| | | | | 0.00 |
| TGT2124 | 21-002NCRC DAH Improv HPP | -434,736.71 | | |
| RXFR | Transfer (Regular) | 0.00 | 853,632.00 | |
| WARR | Warrants | 658,370.42 | 0.00 | |
| | | | | -629,998.29 |
| TGT2125 | 21-002NCRC DAH Improv ANH | -421,127.99 | | |
| RXFR | Transfer (Regular) | 14,115.29 | 0.00 | |
| WARR | Warrants | 155,210.67 | 0.00 | |
| | | | | -251,802.03 |
| TGT2126 | 21-002nNCRC DAH Improv AS/ | -10,000.00 | | |
| RXFR | Transfer (Regular) | 1,289.41 | 128,033.89 | |
| WARR | Warrants | 71,865.69 | 0.00 | |
| | | | | -64,878.79 |
| TGT2127 | 21-002NCRC DAH Improv DAH | 0.00 | | |
| RXFR | Transfer (Regular) | 0.00 | 24,985.00 | |
| WARR | Warrants | 24,985.00 | 0.00 | |
| | | | | 0.00 |
| TGT2128 | 21-002NCRC DAH Improv DCC | -1,800.00 | | |
| RXFR | Transfer (Regular) | 0.00 | 158,196.68 | |
| WARR | Warrants | 83,764.57 | 0.00 | |
| | | | | -76,232.11 |
| TGT2129 | 21-002NCRC DAH Improv Cons: | -54,758.54 | | |
| RXFR | Transfer (Regular) | 0.00 | 80,000.00 | |
| WARR | Warrants | 48,257.96 | 0.00 | |
| | | | | -86,500.58 |
| TGT2130 | 21-002NCRC DAH Improv Cons: | -57,826.89 | | |
| RXFR | Transfer (Regular) | 6,160.00 | 54,580.00 | |
| WARR | Warrants | 47,758.81 | 0.00 | |
| | | | | -58,488.08 |
| TGT2131 | 21-002NCRC DAH Improv Cons: | -6,261.59 | | |
| RXFR | Transfer (Regular) | 0.00 | 84,002.32 | |
| WARR | Warrants | 38,382.68 | 0.00 | |
| | | | | -51,881.23 |
| TGT2201 | 22-001 NCRC Parks | 0.00 | | |
| RXFR | Transfer (Regular) | 0.00 | 1,250,000.00 | |
| WARR | Warrants | 15,016.14 | 0.00 | |
| | | | | -1,234,983.86 |
| TGT2204 | 22-004 AFC | 0.00 | | |
| RXFR | Transfer (Regular) | 0.00 | 450,000.00 | |
| WARR | Warrants | 292,353.34 | 0.00 | |
| | | | | -157,646.66 |
| TGT2205 | 22-005 SOS Statuary | 0.00 | | |
| RXFR | Transfer (Regular) | 0.00 | 173,750.00 | |
| WARR | Warrants | 173,750.00 | 0.00 | |
| | | | | 0.00 |
| TGT2206 | 22-006 SOS Windows | 0.00 | | |
| RXFR | Transfer (Regular) | 0.00 | 68,733.31 | |
| WARR | Warrants | 27,415.65 | 0.00 | |
| | | | | -41,317.66 |
| TGT2212 | 22-012 SACC | 0.00 | | |

Fund Transaction by Type

Start Date:7/1/21 End Date:12/31/21

| Fund | Fund Description | Beginning Balance | | Ending Balance |
|----------------|--------------------------------------|-------------------|-----------------------|-----------------------|
| Type | Type Description | Debits | Credits | |
| RXFR | Transfer (Regular) | 0.00 | 300,000.00 | |
| WARR | Warrants | 30,600.00 | 0.00 | |
| | | | | -269,400.00 |
| TGT2213 | 22-013 SAU Tech | | 0.00 | |
| RXFR | Transfer (Regular) | 0.00 | 58,950.00 | |
| WARR | Warrants | 58,950.00 | 0.00 | |
| | | | | 0.00 |
| TGT2252 | 22-002 DAH HPP | | 0.00 | |
| RXFR | Transfer (Regular) | 400,000.00 | 1,000,000.00 | |
| WARR | Warrants | 69,790.00 | 0.00 | |
| | | | | -530,210.00 |
| TGT2253 | 22-002 DAH ANHC | | 0.00 | |
| RXFR | Transfer (Regular) | 0.00 | 400,000.00 | |
| WARR | Warrants | 199,920.00 | 0.00 | |
| | | | | -200,080.00 |
| TGT9700 | DAH-NCRC FY01 Grnts | | 0.00 | |
| RXFR | Transfer (Regular) | 24,786,359.28 | 51,405,850.97 | |
| | | | | -26,619,491.69 |
| TGT9800 | DAH-NCRC FY02 Grnts | | -313,133.09 | |
| RCPT | Receipt | 0.00 | 36,154.40 | |
| RXFR | Transfer (Regular) | 401,163.17 | 51,875.68 | |
| | | | | 0.00 |
| TGT9900 | DAH-NCRC Trust | | -11,969,054.04 | |
| RXFR | Transfer (Regular) | 8,867,469.26 | 3,999,055.56 | |
| | | | | -7,100,640.34 |
| THD0100 | High Ed Resrch Dev-Grants | | -82,968.85 | |
| RXFR | Transfer (Regular) | 0.00 | 28,901.16 | |
| | | | | -111,870.01 |
| THL0100 | State Health Bldg/Local Grant | | -2,866,619.52 | |
| RXFR | Transfer (Regular) | 0.00 | 600,000.00 | |
| WARR | Warrants | 428,160.00 | 0.00 | |
| | | | | -3,038,459.52 |
| THL0300 | Health Dept Bldg Fund 19-5-96 | | -8,432,905.38 | |
| COFF | Checks Charged Off | 64.00 | 0.00 | |
| RCPT | Receipt | 0.00 | 1,546,622.07 | |
| RXFR | Transfer (Regular) | 0.00 | 3,577.00 | |
| | | | | -9,983,040.45 |
| THR0100 | Manufactured Housing Recove | | -1,511,875.28 | |
| RCPT | Receipt | 0.00 | 20,295.89 | |
| RXFR | Transfer (Regular) | 1,200,000.00 | 1,205,000.00 | |
| WARR | Warrants | 2,500.00 | 0.00 | |
| | | | | -1,534,671.17 |
| THS0000 | Hazardous Substance Remedi | | -7,397,799.51 | |
| RCPT | Receipt | 0.00 | 352,794.54 | |
| RXFR | Transfer (Regular) | 15,995,200.71 | 15,995,186.11 | |
| WARR | Warrants | 219,497.38 | 0.00 | |
| | | | | -7,531,082.07 |
| THT0000 | ARHealthcareTranspar 19-5-11 | | -931,755.57 | |
| RCPT | Receipt | 0.00 | 55,200.00 | |
| RXFR | Transfer (Regular) | 0.00 | 318,628.84 | |

Fund Transaction by Type

Start Date:7/1/21 End Date:12/31/21

| Fund | Fund Description | Beginning Balance | | Ending Balance |
|----------------|-------------------------------------|-----------------------|---------------|-----------------------|
| Type | Type Description | Debits | Credits | |
| WARR | Warrants | 967,027.32 | 0.00 | |
| | | | | -338,557.09 |
| TIE0100 | Insurance Continuing Ed | -2,410,050.22 | | |
| CTAX | Claims & Taxes | 60.00 | 0.00 | |
| RCPT | Receipt | 0.00 | 56,790.00 | |
| RXFR | Transfer (Regular) | 2.32 | 0.00 | |
| | | | | -2,466,777.90 |
| TIF0100 | Insurance Fraud Investig Div | -3,529,585.55 | | |
| CTAX | Claims & Taxes | 8,925.00 | 100.00 | |
| RCPT | Receipt | 0.00 | 155,445.00 | |
| RXFR | Transfer (Regular) | 166,923.48 | 0.00 | |
| WARR | Warrants | 99,683.42 | 0.00 | |
| | | | | -3,409,598.65 |
| TIP0100 | Insurance Prepaid Oprs | -979,584.12 | | |
| RCPT | Receipt | 0.00 | 19,200.00 | |
| RXFR | Transfer (Regular) | 118,435.78 | 0.00 | |
| WARR | Warrants | 18,050.30 | 0.00 | |
| | | | | -862,298.04 |
| TIP0200 | Ins Prepaid Trust-Recv Prg | -970,370.55 | | |
| RCPT | Receipt | 0.00 | 36,867.50 | |
| WARR | Warrants | 20,442.55 | 0.00 | |
| | | | | -986,795.50 |
| TJW0100 | Workers' Compensation | -13,887,515.56 | | |
| COFF | Checks Charged Off | 350.00 | 0.00 | |
| CTAX | Claims & Taxes | 500.00 | 0.00 | |
| RCPT | Receipt | 0.00 | 276,504.52 | |
| RXFR | Transfer (Regular) | 26,033,066.02 | 22,555,659.95 | |
| WARR | Warrants | 659,361.63 | 0.00 | |
| | | | | -10,026,402.38 |
| TLP0100 | Landfill Post Closure | -9,841,879.21 | | |
| RCPT | Receipt | 0.00 | 1,629,148.36 | |
| RXFR | Transfer (Regular) | 20,121,193.28 | 19,993,982.64 | |
| SDIS | Distribution (Special Fund) | 0.00 | 1,601,664.34 | |
| SPEC | Special Reversing Entry | 1,634,161.77 | 7,280.77 | |
| WARR | Warrants | 49,333.31 | 0.00 | |
| | | | | -11,269,266.96 |
| TLR0000 | Land Reclamation | -713,932.33 | | |
| RCPT | Receipt | 0.00 | 19,108.54 | |
| RXFR | Transfer (Regular) | 1,199,638.96 | 1,199,638.96 | |
| | | | | -733,040.87 |
| TLT0100 | Long Term Care Trust | -9,292,217.62 | | |
| RCPT | Receipt | 0.00 | 384,564.23 | |
| WARR | Warrants | 257,365.38 | 0.00 | |
| | | | | -9,419,416.47 |
| TMA0000 | Mining Reclamation Trust | -1,083,867.12 | | |
| RCPT | Receipt | 0.00 | 136.04 | |
| RXFR | Transfer (Regular) | 1,199,638.96 | 1,199,638.96 | |
| WARR | Warrants | 33,806.74 | 0.00 | |
| | | | | -1,050,196.42 |
| TMI0000 | Muti-Agency Ins Trust | -18,100,843.33 | | |
| RCPT | Receipt | 0.00 | 13,121,043.97 | |

Fund Transaction by Type

Start Date:7/1/21 End Date:12/31/21

| Fund | Fund Description | Beginning Balance | | Ending Balance |
|----------------|--------------------------------------|-----------------------|----------------|------------------------|
| Type | Type Description | Debits | Credits | |
| RXFR | Transfer (Regular) | 18,000,000.00 | 18,000,000.00 | |
| WARR | Warrants | 11,782,641.69 | 0.00 | |
| | | | | -19,439,245.61 |
| TMP0000 | Medicaid Trust | -54,012,901.06 | | |
| RCPT | Receipt | 0.00 | 21,965,324.23 | |
| RXFR | Transfer (Regular) | 1,579,722.11 | 36,531.18 | |
| TELL | Teller | 410.00 | 0.00 | |
| | | | | -74,434,624.36 |
| TMP0300 | AR Medicaid Qualtiy Assuranc | -2,806,764.80 | | |
| RCPT | Receipt | 0.00 | 37,931,178.74 | |
| RXFR | Transfer (Regular) | 36,960,959.46 | 14,998.40 | |
| | | | | -3,791,982.48 |
| TMP0400 | Intermed Care Provid 433/09 | -27,854,508.74 | | |
| RCPT | Receipt | 0.00 | 5,421,311.22 | |
| RXFR | Transfer (Regular) | 1,216,277.32 | 0.00 | |
| | | | | -32,059,542.64 |
| TMP0500 | Hospital Assessment Act 562/I | -20,024,991.88 | | |
| RCPT | Receipt | 0.00 | 25,709,094.21 | |
| RXFR | Transfer (Regular) | 44,503,030.38 | 172,765.40 | |
| | | | | -1,403,821.11 |
| TMP0700 | Ambulance Assessment (0710 | 0.00 | | |
| RCPT | Receipt | 0.00 | 1,760,262.00 | |
| | | | | -1,760,262.00 |
| TMP0800 | Provider-Led Organzi Care Pre | -74,241,842.59 | | |
| RADJ | Receipt Adjustment | 0.00 | 261,096.00 | |
| RCPT | Receipt | 0.00 | 14,006,580.00 | |
| RXFR | Transfer (Regular) | 261,096.00 | 3,247,707.00 | |
| | | | | -91,496,129.59 |
| TMP0900 | Medicaid Match One Time Ann | -93,347,350.88 | | |
| RXFR | Transfer (Regular) | 0.00 | 232,472,834.68 | |
| | | | | -325,820,185.56 |
| TMR0000 | State Police Retirement | -533,344.63 | | |
| RADJ | Receipt Adjustment | 0.00 | 463,797.11 | |
| RCPT | Receipt | 0.00 | 2,978,321.26 | |
| RXFR | Transfer (Regular) | 167,488.00 | 349,942.63 | |
| SDIS | Distribution (Special Fund) | 0.00 | 570,538.82 | |
| SPEC | Special Reversing Entry | 588,851.34 | 60.00 | |
| WARR | Warrants | 3,571,902.64 | 0.00 | |
| | | | | -567,762.47 |
| TOD0000 | Organ Donor Aware Ed | -3,183.99 | | |
| RXFR | Transfer (Regular) | 0.00 | 10,863.43 | |
| SDIS | Distribution (Special Fund) | 0.00 | 10,213.33 | |
| SPEC | Special Reversing Entry | 10,540.09 | 0.00 | |
| WARR | Warrants | 11,880.74 | 0.00 | |
| | | | | -1,839.92 |
| TPC0100 | Court Awards | -309,895.91 | | |
| RCPT | Receipt | 0.00 | 200,986.27 | |
| RXFR | Transfer (Regular) | 83,775.05 | 0.00 | |
| WARR | Warrants | 35,012.97 | 0.00 | |
| | | | | -392,094.16 |
| TPC0200 | Court Awards | -428,769.74 | | |

Fund Transaction by Type

Start Date:7/1/21 End Date:12/31/21

| Fund | Fund Description | Beginning Balance | | Ending Balance |
|----------------|--------------------------------------|-----------------------|----------------|------------------------|
| Type | Type Description | Debits | Credits | |
| RCPT | Receipt | 0.00 | 187,773.60 | |
| RXFR | Transfer (Regular) | 0.00 | 766.64 | |
| WARR | Warrants | 250,933.26 | 0.00 | |
| | | | | -366,376.72 |
| TPE0000 | Div Environmental Quality | -498,302.63 | | |
| COFF | Checks Charged Off | 38,666.35 | 0.00 | |
| RCPT | Receipt | 0.00 | 3,710,254.38 | |
| RXFR | Transfer (Regular) | 2,810,215.82 | 856,093.00 | |
| SDIS | Distribution (Special Fund) | 0.00 | 3,885,000.32 | |
| SPEC | Special Reversing Entry | 4,274,966.44 | 323,896.60 | |
| WARR | Warrants | 798,377.37 | 0.00 | |
| | | | | -1,351,320.95 |
| TPET500 | Div Environmental Qual Fee Ai | -13,194,526.66 | | |
| COFF | Checks Charged Off | 74,792.80 | 0.00 | |
| RCPT | Receipt | 0.00 | 3,469,696.65 | |
| RXFR | Transfer (Regular) | 29,041,644.25 | 26,040,161.03 | |
| SDIS | Distribution (Special Fund) | 0.00 | 3,338,644.75 | |
| SPEC | Special Reversing Entry | 3,913,692.48 | 522,484.00 | |
| WARR | Warrants | 388,104.31 | 0.00 | |
| | | | | -13,147,279.25 |
| TPF0100 | Hwy Oprs-142 | -4,570,812.93 | | |
| RCPT | Receipt | 0.00 | 7,733.00 | |
| RXFR | Transfer (Regular) | 36,670.52 | 2,747,515.35 | |
| SDIS | Distribution (Special Fund) | 0.00 | 2,626,808.63 | |
| SPEC | Special Reversing Entry | 2,747,515.35 | 36,670.52 | |
| WARR | Warrants | 1,533,041.26 | 0.00 | |
| | | | | -5,672,313.30 |
| TPM0000 | Public Safety Trust | -4,997,557.24 | | |
| RCPT | Receipt | 0.00 | 17,897,474.26 | |
| RXFR | Transfer (Regular) | 4,209,005.64 | 11,724,114.44 | |
| WARR | Warrants | 25,709,049.84 | 0.00 | |
| | | | | -4,701,090.46 |
| TPP0000 | Performance Partner Trust | -193,517.33 | | |
| RCPT | Receipt | 0.00 | 45.35 | |
| RXFR | Transfer (Regular) | 399,879.65 | 399,879.65 | |
| | | | | -193,562.68 |
| TPR0100 | Real Prop Tax Redistribution | -67,088,812.84 | | |
| RCPT | Receipt | 0.00 | 83,703.29 | |
| RXFR | Transfer (Regular) | 206,813,677.26 | 329,664,234.52 | |
| SDIS | Distribution (Special Fund) | 0.00 | 167,573,298.47 | |
| SPEC | Special Reversing Entry | 329,747,937.81 | 156,813,677.26 | |
| WARR | Warrants | 2,160,002.22 | 0.00 | |
| | | | | -182,502,109.09 |
| TPS0000 | Public School Insurance Act 7 | -19,684,418.12 | | |
| RCPT | Receipt | 0.00 | 11,536,464.64 | |
| RXFR | Transfer (Regular) | 19,000,000.00 | 19,000,000.00 | |
| WARR | Warrants | 9,256,966.30 | 0.00 | |
| | | | | -21,963,916.46 |
| TPT0000 | Petroleum Storage Tank Trust | -38,543,107.90 | | |
| RCPT | Receipt | 0.00 | 14,437.67 | |
| RXFR | Transfer (Regular) | 110,268,856.66 | 114,411,055.20 | |

Fund Transaction by Type

Start Date:7/1/21 End Date:12/31/21

| Fund | Fund Description | Beginning Balance | | Ending Balance |
|----------------|-------------------------------------|-----------------------|--------------|-----------------------|
| Type | Type Description | Debits | Credits | |
| WARR | Warrants | 3,364,358.87 | 0.00 | |
| | | | | -39,335,385.24 |
| TPW0100 | Waste Wtr Abmnt Bnds-(455) | -50,930.88 | | |
| RXFR | Transfer (Regular) | 106,008.12 | 200,000.00 | |
| WARR | Warrants | 17,406.46 | 0.00 | |
| | | | | -127,516.30 |
| TPW2800 | Go Bond Series 2010B | 0.00 | | |
| RCPT | Receipt | 0.00 | 156,211.53 | |
| RXFR | Transfer (Regular) | 156,211.53 | 0.00 | |
| | | | | 0.00 |
| TPW2900 | Go Bond Series 2010C | 0.00 | | |
| RCPT | Receipt | 0.00 | 36,744.00 | |
| RXFR | Transfer (Regular) | 36,744.00 | 0.00 | |
| | | | | 0.00 |
| TPW3300 | WaterWasteDisposal GO Bd (0 | -96,829.00 | | |
| RCPT | Receipt | 0.00 | 585,628.00 | |
| RXFR | Transfer (Regular) | 686,910.05 | 4,453.05 | |
| | | | | 0.00 |
| TPW3400 | WtrWaste GO Bds 14 B (0455) | 0.00 | | |
| RCPT | Receipt | 0.00 | 165,918.00 | |
| RXFR | Transfer (Regular) | 165,918.00 | 0.00 | |
| | | | | 0.00 |
| TPW3500 | Water, Waste Disp GO Bond 2l | -24,824.00 | | |
| RCPT | Receipt | 0.00 | 1,663,556.00 | |
| RXFR | Transfer (Regular) | 1,688,380.00 | 0.00 | |
| | | | | 0.00 |
| TPW3600 | Waste, Water Disp GO Bond 20 | -5,238,844.78 | | |
| RCPT | Receipt | 0.00 | 53,266.00 | |
| RXFR | Transfer (Regular) | 53,266.00 | 20,000.00 | |
| WARR | Warrants | 5,252,455.28 | 0.00 | |
| | | | | -6,389.50 |
| TPW3700 | Waste,Water Disp GO Bond 20 | 0.00 | | |
| RCPT | Receipt | 0.00 | 665,464.00 | |
| RXFR | Transfer (Regular) | 665,464.00 | 0.00 | |
| | | | | 0.00 |
| TPW3800 | Waste,Water Disp GO Bond 20 | -12,153,574.24 | | |
| RCPT | Receipt | 0.00 | 200,058.00 | |
| RXFR | Transfer (Regular) | 427,077.00 | 0.00 | |
| WARR | Warrants | 445,544.72 | 0.00 | |
| | | | | -11,481,010.52 |
| TPW3900 | Waste,Water Disp GO Bond 20 | -29,981.21 | | |
| RCPT | Receipt | 0.00 | 685,522.37 | |
| RXFR | Transfer (Regular) | 716,883.22 | 1,379.64 | |
| | | | | 0.00 |
| TPW4000 | Waste Water Disp GO Bond 20 | 0.00 | | |
| RCPT | Receipt | 0.00 | 860,771.00 | |
| RXFR | Transfer (Regular) | 860,771.00 | 0.00 | |
| | | | | 0.00 |
| TPX0000 | Waste Water Pollution Bonds | -23,282,660.09 | | |
| LCRT | General Letter of Cert | 0.00 | 7,600,000.00 | |

Fund Transaction by Type

Start Date:7/1/21

End Date:12/31/21

| Fund | Fund Description | Beginning Balance | | Ending Balance |
|----------------|--------------------------------------|--------------------|---------------|-----------------------|
| Type | Type Description | Debits | Credits | |
| RXFR | Transfer (Regular) | 5,929,258.46 | 9,091,341.79 | |
| | | | | -34,044,743.42 |
| TPX2800 | Treas CGO Bonds 2010B (0069 | 0.00 | | |
| RXFR | Transfer (Regular) | 156,211.53 | 156,211.53 | |
| | | | | 0.00 |
| TPX2900 | Treas CGO Bonds 2010C (0069 | 0.00 | | |
| RXFR | Transfer (Regular) | 36,744.00 | 36,744.00 | |
| | | | | 0.00 |
| TPX3200 | ANRC Var Water/Pollu Prog 00 | 0.00 | | |
| RXFR | Transfer (Regular) | 0.00 | 114,852.50 | |
| | | | | -114,852.50 |
| TPX3300 | Water Waste Disposal GO 2014 | 0.00 | | |
| RXFR | Transfer (Regular) | 570,907.55 | 686,910.05 | |
| | | | | -116,002.50 |
| TPX3400 | WWD 2014B | 0.00 | | |
| RXFR | Transfer (Regular) | 44,270.00 | 165,918.00 | |
| | | | | -121,648.00 |
| TPX3500 | 2016A ANRC REFUNDING BON | 0.00 | | |
| RXFR | Transfer (Regular) | 1,197,705.00 | 1,688,380.00 | |
| | | | | -490,675.00 |
| TPX3600 | Waste,Water Dis GO Bond 201 | 0.00 | | |
| RXFR | Transfer (Regular) | 0.00 | 151,918.75 | |
| | | | | -151,918.75 |
| TPX3700 | Waste,Water Dis GO Bond 201 | 0.00 | | |
| RXFR | Transfer (Regular) | 371,492.12 | 665,464.00 | |
| | | | | -293,971.88 |
| TPX3800 | Soil Water Bond Series 2019-A | 0.00 | | |
| RXFR | Transfer (Regular) | 0.00 | 440,798.50 | |
| | | | | -440,798.50 |
| TPX3900 | 2020-A ANRC Refunding Bond | 0.00 | | |
| RXFR | Transfer (Regular) | 696,861.11 | 716,883.22 | |
| | | | | -20,022.11 |
| TPX4000 | 2020B ANRC Refunding Bonds | 0.00 | | |
| RXFR | Transfer (Regular) | 535,118.77 | 860,771.00 | |
| | | | | -325,652.23 |
| TRR0000 | AR State Hwy Emp Retirement | -602,843.79 | | |
| RCPT | Receipt | 0.00 | 71,730,072.93 | |
| WARR | Warrants | 71,884,189.00 | 0.00 | |
| | | | | -448,727.72 |
| TRS0000 | Animal Resc/Shelter 692/09 | 0.00 | | |
| RXFR | Transfer (Regular) | 2,277.14 | 2,350.00 | |
| SDIS | Distribution (Special Fund) | 0.00 | 2,277.14 | |
| SPEC | Special Reversing Entry | 2,350.00 | 0.00 | |
| | | | | 0.00 |
| TRS0100 | Co/City Shelters 692/09 | -1,068.32 | | |
| RXFR | Transfer (Regular) | 0.00 | 1,594.01 | |
| WARR | Warrants | 1,899.24 | 0.00 | |
| | | | | -763.09 |
| TRS0300 | AEDC-RS Shelters (790) | -14,817.84 | | |
| RXFR | Transfer (Regular) | 0.00 | 683.13 | |

Fund Transaction by Type

Start Date:7/1/21 End Date:12/31/21

| Fund | Fund Description | Beginning Balance | | Ending Balance |
|----------------|---|-----------------------|---------------|-----------------------|
| Type | Type Description | Debits | Credits | |
| | | | | -15,500.97 |
| TSB0000 | Tobacco Settlement Promgran | -39,585,533.33 | | |
| RXFR | Transfer (Regular) | 39,585,533.33 | 0.00 | |
| | | | | 0.00 |
| TSB0100 | Tobacco Settle Prog Int (0072) | -92,586.20 | | |
| RCPT | Receipt | 0.00 | 17,714.51 | |
| RXFR | Transfer (Regular) | 92,885.20 | 0.00 | |
| | | | | -17,415.51 |
| TSC0000 | AR Tobacco Settlement Comm | 0.00 | | |
| RXFR | Transfer (Regular) | 92,885.20 | 92,885.20 | |
| | | | | 0.00 |
| TSC0200 | Tobacco Settl Comm-Oprs | -8,491,257.79 | | |
| RXFR | Transfer (Regular) | 13,698.60 | 92,885.20 | |
| WARR | Warrants | 106,472.27 | 0.00 | |
| | | | | -8,463,972.12 |
| TSD0100 | Hlth-Prev & Cessation Prg-(64) | -15,944,482.25 | | |
| RCPT | Receipt | 0.00 | 776.53 | |
| RXFR | Transfer (Regular) | 2,531,540.07 | 15,206.46 | |
| WARR | Warrants | 1,018,675.44 | 0.00 | |
| | | | | -12,410,249.73 |
| TSD0200 | Tobacco Settlement Min Comm | -1,468,454.13 | | |
| WARR | Warrants | 461,671.18 | 0.00 | |
| | | | | -1,006,782.95 |
| TSE0000 | Targeted State Needs Program | 0.00 | | |
| RXFR | Transfer (Regular) | 8,591,365.75 | 8,591,365.75 | |
| | | | | 0.00 |
| TSE0100 | Targeted St Needs Prg-Minorit | -5,197,735.40 | | |
| RCPT | Receipt | 0.00 | 5,275.00 | |
| RXFR | Transfer (Regular) | 119,568.75 | 1,976,997.14 | |
| WARR | Warrants | 329,251.82 | 0.00 | |
| | | | | -6,731,186.97 |
| TSE0201 | UAMS-322 Don Reynolds Ctr-(| 0.00 | | |
| RXFR | Transfer (Regular) | 686.25 | 1,890,100.47 | |
| WARR | Warrants | 881,800.00 | 0.00 | |
| | | | | -1,007,614.22 |
| TSE0202 | UAMS School of Public Health | -0.40 | | |
| RXFR | Transfer (Regular) | 1,359.42 | 2,835,150.69 | |
| WARR | Warrants | 1,400,400.00 | 0.00 | |
| | | | | -1,433,391.67 |
| TSE0203 | UAMS-368 Area Hlth Educ Ctr- | -0.37 | | |
| RXFR | Transfer (Regular) | 657.06 | 1,890,100.47 | |
| WARR | Warrants | 510,500.00 | 0.00 | |
| | | | | -1,378,943.78 |
| TSF0000 | AR Biosciences Inst Prg Acct | 0.00 | | |
| RXFR | Transfer (Regular) | 12,397,667.03 | 12,397,667.03 | |
| | | | | 0.00 |
| TSF0100 | ASU-Jonesboro AR Biosci Inst | -96,296.12 | | |
| RXFR | Transfer (Regular) | 265.11 | 3,575,487.17 | |
| WARR | Warrants | 1,522,587.37 | 0.00 | |
| | | | | -2,148,930.81 |

Fund Transaction by Type

Start Date:7/1/21 End Date:12/31/21

| Fund | Fund Description | Beginning Balance | | Ending Balance |
|----------------|------------------------------------|------------------------|------------------|------------------------|
| Type | Type Description | Debits | Credits | |
| TSF0200 | UAF-AR Biosci Inst Prg UAF | -952,465.98 | | |
| RXFR | Transfer (Regular) | 136.16 | 1,908,000.96 | |
| WARR | Warrants | 952,465.98 | 0.00 | |
| | | | | -1,907,864.80 |
| TSF0202 | AR Biosci Inst Prog Acct | -68.31 | | |
| RXFR | Transfer (Regular) | 384.68 | 1,908,000.96 | |
| WARR | Warrants | 727,896.70 | 0.00 | |
| | | | | -1,179,787.89 |
| TSF0300 | UAMS AR Biosci Inst Prg | -0.12 | | |
| RXFR | Transfer (Regular) | 746.92 | 5,006,177.94 | |
| WARR | Warrants | 877,200.00 | 0.00 | |
| | | | | -4,128,231.14 |
| TSG0000 | Medicaid Expansion Program | 0.00 | | |
| RXFR | Transfer (Regular) | 18,596,500.55 | 18,596,500.55 | |
| | | | | 0.00 |
| TSG0100 | DHS DCO Medicaid Expansion | -26,860,833.77 | | |
| RXFR | Transfer (Regular) | 7,303,077.98 | 18,596,500.55 | |
| | | | | -38,154,256.34 |
| TSH0000 | Natl Stat Hall Coll | -2,500.00 | | |
| WARR | Warrants | 2,500.00 | 0.00 | |
| | | | | 0.00 |
| TSI0100 | State Insurance Dept Trust | -46,951.99 | | |
| RXFR | Transfer (Regular) | 373,003.53 | 828,509.00 | |
| WARR | Warrants | 33,694.31 | 0.00 | |
| | | | | -468,763.15 |
| TSI4500 | State Insurance Dept Trust | -15,140,670.16 | | |
| COFF | Checks Charged Off | 105.00 | 0.00 | |
| CTAX | Claims & Taxes | 51,935.00 | 7,550.00 | |
| RCPT | Receipt | 0.00 | 12,096,307.75 | |
| RXFR | Transfer (Regular) | 5,523,739.72 | 60,271.75 | |
| SDIS | Distribution (Special Fund) | 0.00 | 11,865,012.43 | |
| SPEC | Special Reversing Entry | 12,382,660.57 | 330,845.00 | |
| WARR | Warrants | 1,492,591.07 | 0.00 | |
| | | | | -20,049,625.73 |
| TSI4600 | AR Health Insur Marketplace | -4,439,502.47 | | |
| WARR | Warrants | 111,199.60 | 0.00 | |
| | | | | -4,328,302.87 |
| TSP0000 | ADED Super Projects | 0.00 | | |
| LCRT | General Letter of Cert | 0.00 | 972,153.99 | |
| WARR | Warrants | 972,153.99 | 0.00 | |
| | | | | 0.00 |
| TSR0000 | AR Public Employees Retirem | -6,524,188.12 | | |
| RCPT | Receipt | 0.00 | 25,365,781.72 | |
| RXFR | Transfer (Regular) | 2,353,328.08 | 2,761,304.72 | |
| WARR | Warrants | 31,724,444.16 | 0.00 | |
| | | | | -573,502.32 |
| TSU0000 | Local Sales & Use Tax | -154,323,892.96 | | |
| RCPT | Receipt | 0.00 | 60,922.85 | |
| RXFR | Transfer (Regular) | 3,159,941,261.72 | 3,159,519,794.52 | |
| | | | | -153,963,348.61 |

Fund Transaction by Type

Start Date:7/1/21 End Date:12/31/21

| Fund | Fund Description | Beginning Balance | | Ending Balance |
|----------------|---|-------------------|----------------|-----------------------|
| Type | Type Description | Debits | Credits | |
| TSU6900 | Local Sales & Use Tax-City & C | | | -281.97 |
| RXFR | Transfer (Regular) | 0.00 | 861,493,959.65 | |
| WARR | Warrants | 861,493,959.65 | 0.00 | |
| | | | | -281.97 |
| TSW0100 | Second Injury Trust | | | -1,493,455.27 |
| RCPT | Receipt | 0.00 | 917.66 | |
| RXFR | Transfer (Regular) | 4,818,251.67 | 4,818,251.67 | |
| | | | | -1,494,372.93 |
| TTR0100 | Uniform Tax Rate Trust | | | 0.00 |
| RCPT | Receipt | 0.00 | 708,219,426.57 | |
| WARR | Warrants | 702,723,909.45 | 0.00 | |
| | | | | -5,495,517.12 |
| TUC0100 | Unemployment Compensation | | | -7,657,975.40 |
| RCPT | Receipt | 0.00 | 1,369,028.24 | |
| RXFR | Transfer (Regular) | 18,695,823.94 | 18,695,823.94 | |
| | | | | -9,027,003.64 |
| TUT0000 | Used Tire Recycling (0930) | | | -2,030,925.45 |
| COFF | Checks Charged Off | 22,825.33 | 0.00 | |
| RCPT | Receipt | 0.00 | 4,473,603.80 | |
| RXFR | Transfer (Regular) | 7,080,607.96 | 6,378,951.47 | |
| SDIS | Distribution (Special Fund) | 0.00 | 4,019,087.18 | |
| SPEC | Special Reversing Entry | 10,800,106.54 | 6,652,441.75 | |
| TELL | Teller | 1,588.40 | 0.00 | |
| WARR | Warrants | 3,966,533.94 | 0.00 | |
| | | | | -1,683,347.48 |
| TUT0100 | Used Tire Recycle Waste Abate | | | -144,729.31 |
| RXFR | Transfer (Regular) | 74,518.02 | 75,000.00 | |
| WARR | Warrants | 68,442.70 | 0.00 | |
| | | | | -76,768.59 |
| TUT0200 | Used Tire Recycle XL Tire Prg | | | -31,160.99 |
| RXFR | Transfer (Regular) | 0.00 | 155,518.02 | |
| WARR | Warrants | 105,905.71 | 0.00 | |
| | | | | -80,773.30 |
| TUW0100 | Workers' Comp Revolving | | | -10,591,801.92 |
| RCPT | Receipt | 0.00 | 5,427,270.67 | |
| RXFR | Transfer (Regular) | 19,994,938.33 | 19,994,938.33 | |
| WARR | Warrants | 5,602,005.17 | 664.20 | |
| | | | | -10,417,731.62 |
| TWS0100 | Solid Waste Mgmt/Recycling | | | -2,120,736.94 |
| RCPT | Receipt | 0.00 | 78,706.56 | |
| RXFR | Transfer (Regular) | 637,234.22 | 0.00 | |
| SDIS | Distribution (Special Fund) | 0.00 | 77,153.85 | |
| SPEC | Special Reversing Entry | 78,395.50 | 26.94 | |
| WARR | Warrants | 150,424.03 | 0.00 | |
| | | | | -1,410,570.54 |
| TWS0200 | Solid Waste Mgmt/Recycling | | | -3,183,507.57 |
| RCPT | Receipt | 0.00 | 2,581,945.61 | |
| RXFR | Transfer (Regular) | 450,000.00 | 0.00 | |
| SDIS | Distribution (Special Fund) | 0.00 | 2,541,925.45 | |
| SPEC | Special Reversing Entry | 2,592,974.53 | 11,028.92 | |
| WARR | Warrants | 3,719,962.00 | 0.00 | |

Fund Transaction by Type

Start Date:7/1/21 End Date:12/31/21

| Fund | Fund Description | Beginning Balance | | Ending Balance |
|----------------|--|-----------------------|--------------|-----------------------|
| Type | Type Description | Debits | Credits | |
| | | | | -1,555,471.02 |
| TWT0000 | DWS Training | -3,491,718.79 | | |
| RXFR | Transfer (Regular) | 2,500,000.00 | 2,500,000.00 | |
| WARR | Warrants | 3,977.50 | 0.00 | |
| | | | | -3,487,741.29 |
| TZR0000 | Employment Security Adv Int | -5,004,609.37 | | |
| WARR | Warrants | 4,607.37 | 0.00 | |
| | | | | -5,000,002.00 |
| TZS0000 | Div Workforce Svcs Special | -11,233,734.97 | | |
| RCPT | Receipt | 0.00 | 937,180.88 | |
| RXFR | Transfer (Regular) | 644.98 | 0.00 | |
| WARR | Warrants | 534,266.03 | 0.00 | |
| | | | | -11,636,004.84 |
| TZS0100 | UA Integrity 11-10-532(a)(3)(c) | -47,257.81 | | |
| RCPT | Receipt | 0.00 | 103,900.66 | |
| | | | | -151,158.47 |
| TZT0101 | State Forestry Trust 19-5-927 | -1,464,466.12 | | |
| RXFR | Transfer (Regular) | 0.00 | 4,362.24 | |
| WARR | Warrants | 188,734.51 | 0.00 | |
| | | | | -1,280,093.85 |

Run Date: 12/30/2021
 Run Time: 2:45:18PM

Money Market Activity

Start Date: 12/30/2021 End Date: 12/30/2021

Page: 1
 User: 0

| <u>Jnl. Entry</u> | <u>Ref #</u> | <u>Trx. Date</u> | <u>Ledger</u> | <u>Debit Amount</u> | <u>Credit Amount</u> | |
|--|--------------|------------------|---------------|---------------------|-----------------------|-------------------|
| <u>275 - Arkansas CARES BAML MoneyMarket</u> | | | | | | |
| 1935389 | 222701210 | 12/30/2021 | 275 | | 150,259.80 | |
| Totals for: 275 - Arkansas CARES BAML MoneyMarket | | | | Count: 1 | 0.00 | 150,259.80 |
| <u>278 - BAML BlackRock Money Market</u> | | | | | | |
| 1935520 | 22701240 | 12/30/2021 | 278 | 170,000,000.00 | | |
| Totals for: 278 - BAML BlackRock Money Market | | | | Count: 1 | 170,000,000.00 | 0.00 |
| <u>472 - Tobacco Program Pool</u> | | | | | | |
| 1935418 | 222701238 | 12/30/2021 | 472 | | 733,772.54 | |
| Totals for: 472 - Tobacco Program Pool | | | | Count: 1 | 0.00 | 733,772.54 |
| Grand Total | | | | Count: 3 | 170,000,000.00 | 884,032.34 |

Run Date: 12/30/2021
 Run Time: 2:46:21PM

Money Market Activity

Start Date: 7/1/2021 End Date: 12/31/2021

Page: 1
 User: 0

| Jnl. Entry | Ref # | Trx. Date | Ledger | Debit Amount | Credit Amount | |
|--|-----------|-----------|---------------|--------------|-----------------|-----------------------|
| 273 - CSLFRF NonEntitled Units MM | | | | | | |
| 1870076 | 2200230 | 7/7/2021 | 273 | 520.56 | | |
| 1876853 | 2730701 | 7/26/2021 | 273 | | 107,016,604.21 | |
| 1878796 | 2730701 | 7/29/2021 | 273 | | 580,038.86 | |
| 1879325 | 2730701 | 7/30/2021 | 273 | | 21,283.93 | |
| 1879823 | 2730801 | 8/2/2021 | 273 | | 5,812.50 | |
| 1880294 | 2202854 | 8/3/2021 | 273 | 1,862.30 | | |
| 1886996 | 2730801 | 8/20/2021 | 273 | | 14,154.85 | |
| 1891919 | 2205867 | 9/2/2021 | 273 | 10.36 | | |
| 1903298 | 2731001 | 10/4/2021 | 273 | | 281,348.23 | |
| 1903765 | 2208871 | 10/5/2021 | 273 | 9.84 | | |
| 1914833 | 2211598 | 11/2/2021 | 273 | 4.75 | | |
| 1925553 | 2214334 | 12/2/2021 | 273 | 4.04 | | |
| Totals for: 273 - CSLFRF NonEntitled Units MM | | | Count: | 12 | 2,411.85 | 107,919,242.58 |
| 274 - Arkansas CSLFRF Money Market | | | | | | |
| 1870073 | 2200227 | 7/7/2021 | 274 | 7,580.87 | | |
| 1876003 | 222700707 | 7/22/2021 | 274 | | 290,922.10 | |
| 1877690 | 2740701 | 7/28/2021 | 274 | | 395,658.20 | |
| 1880198 | 2740801 | 8/3/2021 | 274 | | 41,943.00 | |
| 1880295 | 2202855 | 8/3/2021 | 274 | 16,783.06 | | |
| 1880649 | 2740801 | 8/4/2021 | 274 | | 215,834.00 | |
| 1881075 | 2740801 | 8/5/2021 | 274 | | 108,995.00 | |
| 1881471 | 2740801 | 8/6/2021 | 274 | | 148,035.00 | |
| 1881821 | 222700804 | 8/9/2021 | 274 | | 8,778.00 | |
| 1882261 | 222700804 | 8/10/2021 | 274 | | 28,624,827.00 | |
| 1882945 | 222700806 | 8/11/2021 | 274 | | 69,852.19 | |
| 1884305 | 222700809 | 8/12/2021 | 274 | | 16,295.00 | |
| 1885153 | 2740801 | 8/16/2021 | 274 | | 10,124.00 | |
| 1885609 | 2740801 | 8/17/2021 | 274 | | 45,562.00 | |
| 1886019 | 2740801 | 8/18/2021 | 274 | | 22,957.53 | |
| 1888299 | 2740801 | 8/25/2021 | 274 | | 6,555.00 | |
| 1889418 | 2740801 | 8/26/2021 | 274 | | 525,403.58 | |
| 1890206 | 222700808 | 8/30/2021 | 274 | | 10,495,286.92 | |
| 1891045 | 222700807 | 8/31/2021 | 274 | | 58,793,108.00 | |
| 1891440 | 222700903 | 9/1/2021 | 274 | | 2,981,907.65 | |
| 1891803 | 222700909 | 9/2/2021 | 274 | | 3,189.00 | |
| 1891920 | 2205868 | 9/2/2021 | 274 | 16,254.31 | | |
| 1892839 | 222700908 | 9/3/2021 | 274 | | 64,080.44 | |
| 1893216 | 2740901 | 9/7/2021 | 274 | | 20,681,000.00 | |
| 1893604 | 2740901 | 9/8/2021 | 274 | | 20,377,858.61 | |
| 1894696 | 2740901 | 9/9/2021 | 274 | | 25,595.53 | |
| 1896057 | 2740901 | 9/14/2021 | 274 | | 56,972,594.18 | |
| 1896722 | 2740901 | 9/15/2021 | 274 | | 853,242.74 | |
| 1897690 | 2740901 | 9/17/2021 | 274 | | 17,081,223.17 | |
| 1898492 | 222700906 | 9/21/2021 | 274 | | 21,009,266.20 | |
| 1899078 | 222700908 | 9/22/2021 | 274 | | 37,421.22 | |
| 1900227 | 222700915 | 9/23/2021 | 274 | | 23,068,735.17 | |
| 1900692 | 222700914 | 9/24/2021 | 274 | | 425,171.95 | |
| 1901484 | 2740901 | 9/28/2021 | 274 | | 34,248,471.74 | |
| 1901892 | 2740901 | 9/29/2021 | 274 | | 20,040,896.91 | |
| 1902541 | 2740901 | 9/30/2021 | 274 | | 454.70 | |
| 1903299 | 2741001 | 10/4/2021 | 274 | | 112,334.00 | |
| 1903686 | 2741001 | 10/5/2021 | 274 | | 15,821,640.70 | |
| 1903766 | 2208872 | 10/5/2021 | 274 | 12,194.35 | | |

Run Date: 12/30/2021
 Run Time: 2:46:21PM

Money Market Activity

Start Date: 7/1/2021 End Date: 12/31/2021

Page: 2
 User: 0

| Jnl. Entry | Ref # | Trx. Date | Ledger | Debit Amount | Credit Amount | |
|--------------------|---|------------|---------------|--------------|------------------|-----------------------|
| 1904081 | 2741001 | 10/6/2021 | 274 | | 334,704.11 | |
| 1906133 | 222701008 | 10/12/2021 | 274 | | 454,857.00 | |
| 1907048 | 222701008 | 10/14/2021 | 274 | | 132,985.00 | |
| 1908456 | 2741001 | 10/18/2021 | 274 | | 40,548.00 | |
| 1908983 | 2741001 | 10/19/2021 | 274 | | 45,575.00 | |
| 1909119 | 2741001 | 10/20/2021 | 274 | | 10,304,734.26 | |
| 1910679 | 2741001 | 10/21/2021 | 274 | | 24,539.00 | |
| 1910817 | 2741001 | 10/22/2021 | 274 | | 12,937,550.73 | |
| 1911564 | 2741001 | 10/25/2021 | 274 | | 31,006.47 | |
| 1912015 | 2741001 | 10/26/2021 | 274 | | 1,589,085.06 | |
| 1912412 | 2741001 | 10/27/2021 | 274 | | 549,988.56 | |
| 1912832 | 2741001 | 10/28/2021 | 274 | | 2,613,526.26 | |
| 1913905 | 222701009 | 10/29/2021 | 274 | | 19,367,179.00 | |
| 1914299 | 222701104 | 11/1/2021 | 274 | | 12,252.00 | |
| 1914701 | 222701107 | 11/2/2021 | 274 | | 103,491.00 | |
| 1914834 | 2211599 | 11/2/2021 | 274 | 9,433.97 | | |
| 1915154 | 222701103 | 11/3/2021 | 274 | | 3,899,553.02 | |
| 1916295 | 222701105 | 11/4/2021 | 274 | | 5,000.00 | |
| 1917072 | 2741101 | 11/8/2021 | 274 | | 25,068,244.65 | |
| 1917458 | 2741101 | 11/9/2021 | 274 | | 53,851.00 | |
| 1917873 | 2741101 | 11/10/2021 | 274 | | 24,579,374.09 | |
| 1918311 | 222701109 | 11/12/2021 | 274 | | 3,442.89 | |
| 1918694 | 2741001 | 11/15/2021 | 274 | | 360.00 | |
| 1919111 | 2741101 | 11/16/2021 | 274 | | 374,032.57 | |
| 1919491 | 2741101 | 11/17/2021 | 274 | | 232,311.48 | |
| 1920861 | 2741101 | 11/18/2021 | 274 | | 6,202,520.95 | |
| 1921623 | 2701103 | 11/19/2021 | 274 | | 9,815,686.00 | |
| 1922027 | 222701109 | 11/22/2021 | 274 | | 1,651,544.00 | |
| 1922632 | 222701117 | 11/23/2021 | 274 | | 31,763,266.34 | |
| 1922986 | 222701116 | 11/24/2021 | 274 | | 5,922.00 | |
| 1923414 | 2741101 | 11/29/2021 | 274 | | 6,417,000.00 | |
| 1923573 | 2741101 | 11/30/2021 | 274 | | 407,918.61 | |
| 1925552 | 2214333 | 12/2/2021 | 274 | 7,156.19 | | |
| 1925971 | 2741201 | 12/3/2021 | 274 | | 261,755.96 | |
| 1927522 | 222701215 | 12/9/2021 | 274 | | 615,600.00 | |
| 1927950 | 222701210 | 12/10/2021 | 274 | | 369,336.00 | |
| 1928822 | 2741201 | 12/14/2021 | 274 | | 5,100,795.00 | |
| 1930589 | 2741201 | 12/16/2021 | 274 | | 2,152,541.00 | |
| 1931838 | 2741201 | 12/20/2021 | 274 | | 1,362,750.00 | |
| 1933298 | 222701209 | 12/27/2021 | 274 | | 2,468,000.00 | |
| Totals for: | 274 - Arkansas CSLFRF Money Market | | Count: | 79 | 69,402.75 | 504,978,047.44 |

Run Date: 12/30/2021
 Run Time: 2:46:21PM

Money Market Activity

Start Date: 7/1/2021 End Date: 12/31/2021

Page: 3
 User: 0

| Jnl. Entry | Ref # | Trx. Date | Ledger | Debit Amount | Credit Amount |
|--|-----------|------------|--------|--------------|---------------|
| 275 - Arkansas CARES BAML MoneyMarket | | | | | |
| 1868867 | 2750701 | 7/6/2021 | 275 | | 34,058.48 |
| 1869970 | 2750701 | 7/7/2021 | 275 | | 12,416.69 |
| 1870077 | 2200231 | 7/7/2021 | 275 | 1,999.89 | |
| 1870381 | 2750701 | 7/8/2021 | 275 | | 7,875.00 |
| 1870385 | 2750702 | 7/8/2021 | 275 | | 829,484.57 |
| 1870830 | 2750701 | 7/9/2021 | 275 | | 139,324.54 |
| 1871327 | 2750701 | 7/12/2021 | 275 | | 398,237.27 |
| 1872263 | 2750701 | 7/14/2021 | 275 | | 269.00 |
| 1873729 | 2750701 | 7/15/2021 | 275 | | 13,273.50 |
| 1874637 | 222700707 | 7/19/2021 | 275 | | 12,217.00 |
| 1875136 | 222700707 | 7/20/2021 | 275 | | 27.54 |
| 1875578 | 222700718 | 7/21/2021 | 275 | | 20,842.88 |
| 1876002 | 222700706 | 7/22/2021 | 275 | | 1,033,053.10 |
| 1876426 | 222700711 | 7/23/2021 | 275 | | 822.32 |
| 1877689 | 2750701 | 7/28/2021 | 275 | | 154,345.31 |
| 1878797 | 2750701 | 7/29/2021 | 275 | | 403.50 |
| 1879824 | 2750801 | 8/2/2021 | 275 | | 120,110.22 |
| 1880297 | 2202857 | 8/3/2021 | 275 | 2,008.78 | |
| 1880650 | 2750801 | 8/4/2021 | 275 | | 1,528,636.88 |
| 1881076 | 2750801 | 8/5/2021 | 275 | | 33,081.54 |
| 1881472 | 2750801 | 8/6/2021 | 275 | | 883.80 |
| 1882262 | 222700805 | 8/10/2021 | 275 | | 12,889.50 |
| 1882950 | 222700810 | 8/11/2021 | 275 | | 11,120.00 |
| 1884768 | 222700807 | 8/13/2021 | 275 | | 30,356.23 |
| 1885607 | 2750801 | 8/17/2021 | 275 | | 269.00 |
| 1887372 | 2750801 | 8/23/2021 | 275 | | 1,988,494.71 |
| 1887844 | 2750801 | 8/24/2021 | 275 | | 75,692.28 |
| 1888300 | 2750801 | 8/25/2021 | 275 | | 12,455.51 |
| 1891804 | 222700910 | 9/2/2021 | 275 | | 599,562.72 |
| 1891923 | 2205871 | 9/2/2021 | 275 | 1,934.51 | |
| 1893215 | 2750901 | 9/7/2021 | 275 | | 65,590.34 |
| 1893603 | 2750901 | 9/8/2021 | 275 | | 27,526.61 |
| 1894697 | 2750901 | 9/9/2021 | 275 | | 1,417.00 |
| 1895197 | 2750901 | 9/13/2021 | 275 | | 50,027.56 |
| 1896058 | 2750901 | 9/14/2021 | 275 | | 641.63 |
| 1896723 | 2750901 | 9/15/2021 | 275 | | 33,051.53 |
| 1897222 | 2750901 | 9/16/2021 | 275 | | 16,114.20 |
| 1897691 | 2750901 | 9/17/2021 | 275 | | 710,884.07 |
| 1898058 | 222700909 | 9/20/2021 | 275 | | 1,612.91 |
| 1898493 | 222700907 | 9/21/2021 | 275 | | 27,258.42 |
| 1899077 | 222700907 | 9/22/2021 | 275 | | 50,442.84 |
| 1900228 | 222700914 | 9/23/2021 | 275 | | 29,984.98 |
| 1901485 | 2750901 | 9/28/2021 | 275 | | 46,753.53 |
| 1901891 | 2750901 | 9/29/2021 | 275 | | 3,367.59 |
| 1902542 | 2750901 | 9/30/2021 | 275 | | 32,350.00 |
| 1902929 | 2750901 | 10/1/2021 | 275 | | 81,358.48 |
| 1903300 | 2751001 | 10/4/2021 | 275 | | 23,957.59 |
| 1903687 | 2751001 | 10/5/2021 | 275 | | 1,283.26 |
| 1903767 | 2208873 | 10/5/2021 | 275 | 1,810.09 | |
| 1904082 | 2751001 | 10/6/2021 | 275 | | 50,680.51 |
| 1905138 | 2751001 | 10/7/2021 | 275 | | 102,897.72 |
| 1906132 | 222701007 | 10/12/2021 | 275 | | 295,784.57 |
| 1906545 | 222701007 | 10/13/2021 | 275 | | 14,753.90 |
| 1907047 | 222701007 | 10/14/2021 | 275 | | 268,362.44 |
| 1908982 | 2751002 | 10/19/2021 | 275 | | 2,623.10 |

Run Date: 12/30/2021
 Run Time: 2:46:21PM

Money Market Activity

Start Date: 7/1/2021 End Date: 12/31/2021

Page: 4
 User: 0

| Jnl. Entry | Ref # | Trx. Date | Ledger | Debit Amount | Credit Amount | |
|--------------------|----------------------------------|--------------------|---------------|--------------|------------------|----------------------|
| 1909118 | 2751001 | 10/20/2021 | 275 | | 2,750.00 | |
| 1910678 | 2751001 | 10/21/2021 | 275 | | 9,127.74 | |
| 1912413 | 2751001 | 10/27/2021 | 275 | | 487,285.71 | |
| 1913904 | 222701008 | 10/29/2021 | 275 | | 401,337.10 | |
| 1914702 | 222701108 | 11/2/2021 | 275 | | 641.63 | |
| 1914839 | 2211604 | 11/2/2021 | 275 | 1,841.92 | | |
| 1915268 | 222701115 | 11/3/2021 | 275 | | 43,884.00 | |
| 1916698 | 2751101 | 11/5/2021 | 275 | | 10,425.34 | |
| 1917872 | 2751101 | 11/10/2021 | 275 | | 17,000.00 | |
| 1918695 | 2751001 | 11/15/2021 | 275 | | 1,417.00 | |
| 1919112 | 2751101 | 11/16/2021 | 275 | | 875.23 | |
| 1919492 | 2751101 | 11/17/2021 | 275 | | 750.00 | |
| 1922029 | 222701110 | 11/22/2021 | 275 | | 9,737,272.44 | |
| 1922630 | 222701115 | 11/23/2021 | 275 | | 5,039.21 | |
| 1922985 | 222701115 | 11/24/2021 | 275 | | 996,197.54 | |
| 1923412 | 2751101 | 11/29/2021 | 275 | | 2,980,986.02 | |
| 1924305 | 2751201 | 12/1/2021 | 275 | | 1,701,944.62 | |
| 1925550 | 2214331 | 12/2/2021 | 275 | 1,690.79 | | |
| 1925972 | 2751201 | 12/3/2021 | 275 | | 1,417.00 | |
| 1926711 | 222701203 | 12/7/2021 | 275 | | 1,818.00 | |
| 1927227 | 222701206 | 12/8/2021 | 275 | | 3,240.00 | |
| 1927521 | 222701214 | 12/9/2021 | 275 | | 3,295,404.26 | |
| 1928378 | 2751201 | 12/13/2021 | 275 | | 8,384,083.31 | |
| 1928823 | 2751201 | 12/14/2021 | 275 | | 723,557.40 | |
| 1929410 | 2751201 | 12/15/2021 | 275 | | 423,948.45 | |
| 1930590 | 2751201 | 12/16/2021 | 275 | | 311,424.59 | |
| 1931425 | 2701204 | 12/17/2021 | 275 | | 5,000.00 | |
| 1931839 | 2751201 | 12/20/2021 | 275 | | 39,240.00 | |
| 1932374 | 2751201 | 12/21/2021 | 275 | | 600,217.11 | |
| 1932808 | 2751201 | 12/22/2021 | 275 | | 6,367,900.00 | |
| 1933297 | 222701208 | 12/27/2021 | 275 | | 1,515,267.18 | |
| 1933735 | 222701208 | 12/28/2021 | 275 | | 1,088,479.49 | |
| 1934171 | 222701207 | 12/29/2021 | 275 | | 7,824,549.37 | |
| 1935389 | 222701210 | 12/30/2021 | 275 | | 150,259.80 | |
| Totals for: | 275 - Arkansas CARES BAML | MoneyMarket | Count: | 89 | 11,285.98 | 56,141,667.41 |

Run Date: 12/30/2021
Run Time: 2:46:21PM

Money Market Activity

Start Date: 7/1/2021 End Date: 12/31/2021

Page: 5
User: 0

| <u>Jnl. Entry</u> | <u>Ref #</u> | <u>Trx. Date</u> | <u>Ledger</u> | <u>Debit Amount</u> | <u>Credit Amount</u> | |
|---|--------------|------------------|--|---------------------|----------------------|-------------|
| <u>276 - BAML Goldman Money Market</u> | | | | | | |
| 1870067 | 2200221 | 7/7/2021 | 276 | 0.24 | | |
| 1880291 | 2202851 | 8/3/2021 | 276 | 0.25 | | |
| 1891917 | 2205865 | 9/2/2021 | 276 | 0.25 | | |
| 1903762 | 2208868 | 10/5/2021 | 276 | 0.24 | | |
| 1914836 | 2211601 | 11/2/2021 | 276 | 0.25 | | |
| 1925554 | 2214335 | 12/2/2021 | 276 | 0.24 | | |
| Totals for: | | | 276 - BAML Goldman Money Market | Count: 6 | 1.47 | 0.00 |

Run Date: 12/30/2021
Run Time: 2:46:21PM

Money Market Activity

Start Date: 7/1/2021 End Date: 12/31/2021

Page: 6
User: 0

| <u>Jnl. Entry</u> | <u>Ref #</u> | <u>Trx. Date</u> | <u>Ledger</u> | <u>Debit Amount</u> | <u>Credit Amount</u> | |
|---|--------------|------------------|--|---------------------|----------------------|-------------|
| <u>277 - BAML Federated Money Market</u> | | | | | | |
| 1870075 | 2200229 | 7/7/2021 | 277 | 2.11 | | |
| 1880292 | 2202852 | 8/3/2021 | 277 | 2.18 | | |
| 1891918 | 2205866 | 9/2/2021 | 277 | 2.18 | | |
| 1903763 | 2208869 | 10/5/2021 | 277 | 2.10 | | |
| 1914837 | 2211602 | 11/2/2021 | 277 | 2.17 | | |
| 1925555 | 2214336 | 12/2/2021 | 277 | 2.10 | | |
| Totals for: | | | 277 - BAML Federated Money Market | Count: 6 | 12.84 | 0.00 |

Run Date: 12/30/2021
 Run Time: 2:46:21PM

Money Market Activity

Start Date: 7/1/2021 End Date: 12/31/2021

Page: 7
 User: 0

| Jnl. Entry | Ref # | Trx. Date | Ledger | Debit Amount | Credit Amount |
|--|----------------------|-----------|--------|----------------|----------------|
| 278 - BAML BlackRock Money Market | | | | | |
| 1867961 | 222700609 | 7/6/2021 | 278 | | 16,000,000.00 |
| 1867967 | 222700615 | 7/6/2021 | 278 | 18,000,000.00 | |
| 1869656 | 2700715 | 7/6/2021 | 278 | 65,000,000.00 | |
| 1870068 | 2200222 | 7/7/2021 | 278 | 2,418.25 | |
| 1869976 | 2780701 | 7/7/2021 | 278 | | 262,000,000.00 |
| 1870522 | 2780701 | 7/8/2021 | 278 | | 15,000,000.00 |
| 1870950 | 2780701 | 7/9/2021 | 278 | 245,000,000.00 | |
| 1871438 | 2780701 | 7/12/2021 | 278 | | 251,000,000.00 |
| 1871925 | 2700701 | 7/13/2021 | 278 | 17,000,000.00 | |
| 1872375 | 2700701 | 7/14/2021 | 278 | 43,000,000.00 | |
| 1873857 | 2780701 | 7/15/2021 | 278 | | 34,000,000.00 |
| 1874336 | 2780701 | 7/16/2021 | 278 | | 10,000,000.00 |
| 1874766 | 222700725 | 7/19/2021 | 278 | | 29,000,000.00 |
| 1875162 | 222700720 | 7/20/2021 | 278 | 5,000,000.00 | |
| 1875708 | 222700720 | 7/21/2021 | 278 | 122,000,000.00 | |
| 1876106 | 222700721 | 7/22/2021 | 278 | 35,000,000.00 | |
| 1876563 | 222700731 | 7/23/2021 | 278 | | 145,000,000.00 |
| 1876941 | 2700701 | 7/26/2021 | 278 | 155,000,000.00 | |
| 1877368 | 2780701 | 7/27/2021 | 278 | | 141,000,000.00 |
| 1877813 | 2780701 | 7/28/2021 | 278 | | 4,000,000.00 |
| 1878906 | 2700701 | 7/29/2021 | 278 | 16,000,000.00 | |
| 1879504 | 2700701 | 7/30/2021 | 278 | 133,000,000.00 | |
| 1879832 | 2780801 | 8/2/2021 | 278 | | 166,000,000.00 |
| 1880311 | 2780801 | 8/3/2021 | 278 | 16,000,000.00 | |
| 1880293 | 2202853 | 8/3/2021 | 278 | 2,872.09 | |
| 1880656 | 2780801 | 8/4/2021 | 278 | | 13,000,000.00 |
| 1880736 | Back Out Journal Er | 8/4/2021 | 278 | 13,000,000.00 | |
| 1880737 | Correct Journal Entr | 8/4/2021 | 278 | | 16,000,000.00 |
| 1881198 | 2780801 | 8/5/2021 | 278 | 54,000,000.00 | |
| 1881584 | 2780801 | 8/6/2021 | 278 | | 46,000,000.00 |
| 1881848 | 222700817 | 8/9/2021 | 278 | | 8,000,000.00 |
| 1881955 | Back Out Journal Er | 8/9/2021 | 278 | 8,000,000.00 | |
| 1881956 | Correct Journal Entr | 8/9/2021 | 278 | | 7,000,000.00 |
| 1882285 | 222700820 | 8/10/2021 | 278 | 58,000,000.00 | |
| 1882974 | 222700825 | 8/11/2021 | 278 | | 49,000,000.00 |
| 1884336 | 222700830 | 8/12/2021 | 278 | 5,000,000.00 | |
| 1884875 | 222700820 | 8/13/2021 | 278 | | 4,000,000.00 |
| 1885274 | 2780801 | 8/16/2021 | 278 | | 1,000,000.00 |
| 1885705 | 2780801 | 8/17/2021 | 278 | | 5,000,000.00 |
| 1886109 | 2700801 | 8/18/2021 | 278 | 48,000,000.00 | |
| 1886677 | 2780801 | 8/19/2021 | 278 | | 29,000,000.00 |
| 1887092 | 2700801 | 8/20/2021 | 278 | 30,000,000.00 | |
| 1887519 | 2780801 | 8/23/2021 | 278 | 130,000,000.00 | |
| 1887971 | 2780801 | 8/24/2021 | 278 | | 112,000,000.00 |
| 1888403 | 2780801 | 8/25/2021 | 278 | | 26,000,000.00 |
| 1889523 | 2780801 | 8/26/2021 | 278 | | 38,000,000.00 |
| 1889940 | 2780801 | 8/27/2021 | 278 | 40,000,000.00 | |
| 1889941 | Back Out Journal Er | 8/27/2021 | 278 | | 40,000,000.00 |
| 1889942 | 2780801 | 8/27/2021 | 278 | 33,000,000.00 | |
| 1890236 | 222700821 | 8/30/2021 | 278 | 22,000,000.00 | |
| 1891201 | 222700821 | 8/31/2021 | 278 | 189,000,000.00 | |
| 1891520 | 222700926 | 9/1/2021 | 278 | | 205,000,000.00 |
| 1891916 | 2205864 | 9/2/2021 | 278 | 1,634.59 | |
| 1891946 | 222700930 | 9/2/2021 | 278 | | 10,000,000.00 |
| 1892957 | 222700931 | 9/3/2021 | 278 | | 32,000,000.00 |

Run Date: 12/30/2021
 Run Time: 2:46:21PM

Money Market Activity

Start Date: 7/1/2021 End Date: 12/31/2021

Page: 8
 User: 0

| Jnl. Entry | Ref # | Trx. Date | Ledger | Debit Amount | Credit Amount |
|------------|----------------------|------------|--------|----------------|----------------|
| 1892958 | Back Out Journal Er | 9/3/2021 | 278 | 32,000,000.00 | |
| 1892959 | Correct Journal Entr | 9/3/2021 | 278 | | 30,000,000.00 |
| 1893354 | 2780901 | 9/7/2021 | 278 | | 1,000,000.00 |
| 1893719 | 2700901 | 9/8/2021 | 278 | 5,000,000.00 | |
| 1894797 | 2700901 | 9/9/2021 | 278 | 9,000,000.00 | |
| 1895179 | 2780901 | 9/10/2021 | 278 | | 13,000,000.00 |
| 1895460 | 2780901 | 9/13/2021 | 278 | | 11,000,000.00 |
| 1896153 | 2700915 | 9/14/2021 | 278 | 26,000,000.00 | |
| 1896734 | 2780901 | 9/15/2021 | 278 | 12,000,000.00 | |
| 1897321 | 2780901 | 9/16/2021 | 278 | 31,000,000.00 | |
| 1897798 | 2780901 | 9/17/2021 | 278 | | 31,000,000.00 |
| 1898196 | 222700920 | 9/20/2021 | 278 | | 27,000,000.00 |
| 1898616 | 222700921 | 9/21/2021 | 278 | 237,000,000.00 | |
| 1899206 | 222700931 | 9/22/2021 | 278 | | 73,000,000.00 |
| 1900390 | 222700930 | 9/23/2021 | 278 | 42,000,000.00 | |
| 1900392 | Back Out Journal Er | 9/23/2021 | 278 | | 42,000,000.00 |
| 1900393 | Correct Journal Entr | 9/23/2021 | 278 | 38,000,000.00 | |
| 1900714 | 222700930 | 9/24/2021 | 278 | | 150,000,000.00 |
| 1901186 | 2780901 | 9/27/2021 | 278 | | 36,000,000.00 |
| 1901583 | 2700901 | 9/28/2021 | 278 | 19,000,000.00 | |
| 1901998 | 2700901 | 9/29/2021 | 278 | 43,000,000.00 | |
| 1902557 | 2700901 | 9/30/2021 | 278 | 224,000,000.00 | |
| 1903019 | 222701030 | 10/1/2021 | 278 | | 283,000,000.00 |
| 1903391 | 2781001 | 10/4/2021 | 278 | | 29,000,000.00 |
| 1903761 | 2208867 | 10/5/2021 | 278 | 1,802.37 | |
| 1903782 | 2781001 | 10/5/2021 | 278 | 16,000,000.00 | |
| 1904193 | 2781001 | 10/6/2021 | 278 | 34,000,000.00 | |
| 1905242 | 2781001 | 10/7/2021 | 278 | 5,000,000.00 | |
| 1905567 | 2781001 | 10/8/2021 | 278 | | 6,000,000.00 |
| 1906154 | 222701030 | 10/12/2021 | 278 | | 41,000,000.00 |
| 1906563 | 222701041 | 10/13/2021 | 278 | 34,000,000.00 | |
| 1907176 | 222701041 | 10/14/2021 | 278 | 57,000,000.00 | |
| 1907589 | 222701041 | 10/15/2021 | 278 | | 89,000,000.00 |
| 1908630 | 2701018 | 10/18/2021 | 278 | 29,000,000.00 | |
| 1909094 | 2701001 | 10/19/2021 | 278 | 1,000,000.00 | |
| 1909595 | 2781001 | 10/20/2021 | 278 | | 32,000,000.00 |
| 1910795 | 2781001 | 10/21/2021 | 278 | | 89,000,000.00 |
| 1910796 | Back Out Journal Er | 10/21/2021 | 278 | 89,000,000.00 | |
| 1910797 | 2701001 | 10/21/2021 | 278 | 89,000,000.00 | |
| 1911249 | 2781001 | 10/22/2021 | 278 | | 52,000,000.00 |
| 1911682 | 2781001 | 10/25/2021 | 278 | 23,000,000.00 | |
| 1912116 | 2781001 | 10/26/2021 | 278 | | 15,000,000.00 |
| 1912419 | 2781001 | 10/27/2021 | 278 | 6,000,000.00 | |
| 1912528 | 2781002 | 10/27/2021 | 278 | 1,000,000.00 | |
| 1912939 | 2781001 | 10/28/2021 | 278 | 102,000,000.00 | |
| 1914075 | 222701030 | 10/29/2021 | 278 | | 152,000,000.00 |
| 1914391 | 222701131 | 11/1/2021 | 278 | 19,000,000.00 | |
| 1914835 | 2211600 | 11/2/2021 | 278 | 1,490.06 | |
| 1914848 | 222701131 | 11/2/2021 | 278 | 8,000,000.00 | |
| 1915286 | 222701131 | 11/3/2021 | 278 | 10,000,000.00 | |
| 1916430 | 222701131 | 11/4/2021 | 278 | 21,000,000.00 | |
| 1916824 | 2781101 | 11/5/2021 | 278 | 21,000,000.00 | |
| 1917188 | 2781101 | 11/8/2021 | 278 | | 13,000,000.00 |
| 1917568 | 2701101 | 11/9/2021 | 278 | 64,000,000.00 | |
| 1918005 | 2781101 | 11/10/2021 | 278 | | 19,000,000.00 |
| 1918418 | 222701146 | 11/12/2021 | 278 | 97,000,000.00 | |

Run Date: 12/30/2021
 Run Time: 2:46:21PM

Money Market Activity

Start Date: 7/1/2021 End Date: 12/31/2021

Page: 9
 User: 0

| Jnl. Entry | Ref # | Trx. Date | Ledger | Debit Amount | Credit Amount | |
|--------------------|--|------------|---------------|----------------|-------------------------|-------------------------|
| 1918419 | Back Out Journal Er | 11/12/2021 | 278 | | 97,000,000.00 | |
| 1918420 | 222701146 | 11/12/2021 | 278 | | 97,000,000.00 | |
| 1918803 | 2701101 | 11/15/2021 | 278 | 4,000,000.00 | | |
| 1919209 | 2781101 | 11/16/2021 | 278 | 24,000,000.00 | | |
| 1919649 | 2781101 | 11/17/2021 | 278 | 26,000,000.00 | | |
| 1920959 | 2781101 | 11/18/2021 | 278 | | 43,000,000.00 | |
| 1921769 | 2781101 | 11/19/2021 | 278 | | 39,000,000.00 | |
| 1922053 | 222701120 | 11/22/2021 | 278 | 236,000,000.00 | | |
| 1922513 | 222701104 | 11/23/2021 | 278 | | 144,000,000.00 | |
| 1923123 | 222701131 | 11/24/2021 | 278 | 122,000,000.00 | | |
| 1923126 | Back Out Journal Er | 11/24/2021 | 278 | | 122,000,000.00 | |
| 1923127 | Correct Journal Entr | 11/24/2021 | 278 | 128,000,000.00 | | |
| 1923435 | 2781101 | 11/29/2021 | 278 | | 200,000,000.00 | |
| 1923517 | 2701101 | 11/29/2021 | 278 | 202,000,000.00 | | |
| 1923994 | 2781101 | 11/30/2021 | 278 | | 68,000,000.00 | |
| 1924394 | 2781201 | 12/1/2021 | 278 | | 109,000,000.00 | |
| 1925556 | 2214337 | 12/2/2021 | 278 | 2,201.81 | | |
| 1925591 | 2781201 | 12/2/2021 | 278 | | 12,000,000.00 | |
| 1926120 | 2781201 | 12/3/2021 | 278 | | 2,000,000.00 | |
| 1926480 | 222701231 | 12/6/2021 | 278 | | 20,000,000.00 | |
| 1926735 | 222701232 | 12/7/2021 | 278 | | 31,000,000.00 | |
| 1926860 | Back Out Journal Er | 12/7/2021 | 278 | 31,000,000.00 | | |
| 1926861 | Correct Journal Entr | 12/7/2021 | 278 | 31,000,000.00 | | |
| 1927226 | 222701205 | 12/8/2021 | 278 | | 9,000,000.00 | |
| 1927653 | 222701232 | 12/9/2021 | 278 | | 8,000,000.00 | |
| 1927654 | Back Out Journal Er | 12/9/2021 | 278 | 8,000,000.00 | | |
| 1927655 | Correct Journal Entr | 12/9/2021 | 278 | | 11,000,000.00 | |
| 1927656 | Back Out Journal Er | 12/9/2021 | 278 | 11,000,000.00 | | |
| 1927657 | Correct Journal Entr | 12/9/2021 | 278 | | 5,000,000.00 | |
| 1928091 | 222701230 | 12/10/2021 | 278 | | 12,000,000.00 | |
| 1928387 | 2781201 | 12/13/2021 | 278 | | 2,000,000.00 | |
| 1928990 | 2781201 | 12/14/2021 | 278 | 10,000,000.00 | | |
| 1929540 | 2781201 | 12/15/2021 | 278 | | 11,000,000.00 | |
| 1930728 | 2781201 | 12/16/2021 | 278 | 31,000,000.00 | | |
| 1931523 | 2781201 | 12/17/2021 | 278 | 62,000,000.00 | | |
| 1931948 | 2781201 | 12/20/2021 | 278 | | 14,000,000.00 | |
| 1932488 | 2701201 | 12/21/2021 | 278 | 50,000,000.00 | | |
| 1932932 | 2781201 | 12/22/2021 | 278 | | 125,000,000.00 | |
| 1933316 | 222701232 | 12/27/2021 | 278 | 134,000,000.00 | | |
| 1933738 | 222701230 | 12/28/2021 | 278 | | 19,000,000.00 | |
| 1934319 | 222701240 | 12/29/2021 | 278 | 26,000,000.00 | | |
| 1935520 | 22701240 | 12/30/2021 | 278 | 170,000,000.00 | | |
| Totals for: | 278 - BAML BlackRock Money Market | | Count: | 153 | 4,250,012,419.17 | 4,148,000,000.00 |

Run Date: 12/30/2021
 Run Time: 2:46:21PM

Money Market Activity

Start Date: 7/1/2021 End Date: 12/31/2021

Page: 10
 User: 0

| Jnl. Entry | Ref # | Trx. Date | Ledger | Debit Amount | Credit Amount |
|--|-----------------------------------|------------|--------|---|-------------------------|
| <u>472 - Tobacco Program Pool</u> | | | | | |
| 1870074 | 2200228 | 7/7/2021 | 472 | 299.00 | |
| 1872269 | 4720701 | 7/14/2021 | 472 | | 1,301,236.98 |
| 1874338 | 2700701 | 7/19/2021 | 472 | 13,654.79 | |
| 1876961 | 4720701 | 7/27/2021 | 472 | | 3,045,738.60 |
| 1880296 | 2202856 | 8/3/2021 | 472 | 280.97 | |
| 1881470 | 4720801 | 8/6/2021 | 472 | | 796,928.37 |
| 1891049 | 222700811 | 8/31/2021 | 472 | | 1,850,970.92 |
| 1891921 | 2205869 | 9/2/2021 | 472 | 877.02 | |
| 1896721 | 4720901 | 9/15/2021 | 472 | | 1,141,494.70 |
| 1902550 | 4720901 | 9/30/2021 | 472 | | 1,336,685.12 |
| 1903764 | 2208870 | 10/5/2021 | 472 | 910.74 | |
| 1913903 | 222701007 | 10/29/2021 | 472 | | 2,523,500.69 |
| 1914838 | 2211603 | 11/2/2021 | 472 | 930.37 | |
| 1919108 | 2701103 | 11/16/2021 | 472 | | 1,253,499.65 |
| 1923584 | 4721101 | 11/30/2021 | 472 | | 1,540,698.61 |
| 1925551 | 2214332 | 12/2/2021 | 472 | 761.62 | |
| 1931842 | 4721201 | 12/20/2021 | 472 | | 2,815,645.96 |
| 1935418 | 222701238 | 12/30/2021 | 472 | | 733,772.54 |
| Totals for: | 472 - Tobacco Program Pool | | | Count: 18 17,714.51 | 18,340,172.14 |
| | Grand Total | | | Count: 363 4,250,113,248.57 | 4,835,379,129.57 |

ROI Format

Treasury Gen AGG (214160)

Base Currency: USD 07/01/2021 - 12/31/2021

Dated: 01/07/2022

| Security Type Category | Account | Beginning Book Value, Beginning Base Market Value + Accrued | Ending Book Value, Ending Base Market Value + Accrued | Book Return | Performance Affecting Interest Income, Performance Affecting Amortization/ Accretion Income | Weight |
|------------------------|---------------------------|--|--|---------------|--|-----------------|
| Agency | Art-Treas General-TAS0000 | 1,030,740,609.14 1,008,493,825.06 | 1,009,718,826.49 976,981,774.97 | 1.118% | 5,707,728.58 -4,743.65 | 13.356% |
| Agency CMO | Art-Treas General-TAS0000 | 658,635,536.58 642,305,666.68 | 846,802,242.30 826,793,300.52 | 0.722% | 6,895,660.16 -4,021,997.75 | 9.720% |
| Agency MBS | Art-Treas General-TAS0000 | 2,505,973,991.45 2,489,673,741.77 | 2,971,730,850.14 2,928,441,861.75 | 1.172% | 22,697,683.61 -6,002,647.32 | 36.966% |
| CD | Art-CD-TAS0000 | 0.00 0.00 | 0.00 0.00 | 0.024% | 616.44 0.00 | 0.033% |
| CP | --- | 1,470,682,795.09 1,470,652,657.93 | 1,546,425,611.65 1,546,367,238.78 | 0.136% | 1,588.88 1,105,912.65 | 23.760% |
| Currency | --- | 1,249,182.62 1,249,182.62 | 772,298.41 772,298.41 | 0.000% | 0.00 0.00 | 1.379% |
| MM Fund | --- | 1,294,017,864.02 1,294,023,831.34 | 846,508,790.84 846,519,731.37 | 0.062% | 228,227.11 0.00 | 10.788% |
| Mortgage Backed | Art-Treas General-TAS0000 | 123,501,205.88 124,278,300.34 | 115,584,370.30 115,092,405.13 | 1.356% | 919,464.32 -107,771.60 | 1.569% |
| Muni | Art-Treas General-TAS0000 | 68,315,801.03 69,678,445.83 | 82,351,906.80 82,478,015.82 | 1.594% | 743,149.22 -114,007.68 | 1.036% |
| Non-US Gov | --- | 45,000,000.00 45,125,003.77 | 55,000,000.00 55,070,758.77 | 2.004% | 494,978.90 0.00 | 0.649% |
| US Gov | Art-Treas General-TAS0000 | 18,525,338.58 18,739,547.38 | 86,386,890.82 86,369,103.39 | 1.179% | 356,857.22 -36,100.42 | 0.743% |
| --- | --- | 7,216,642,324.39 7,164,220,202.72 | 7,561,281,787.74 7,464,886,488.90 | 0.785% | 38,045,954.44 -9,181,355.78 | 100.000% |

* Grouped by: Security Type Category. * Groups Sorted by: Security Type Category. * Weighted by: Ending Base Market Value + Accrued.

| Account | Index | Index Start Date | Index End Date |
|--------------------------------|---|------------------|----------------|
| Art-Treas-BAML DDA | BC US Agency Fixed 45%, ICE 0-3 Mo US T-Bill 35%, BC US Gov Int 20% | 03/15/2012 | --- |
| Art-Treas-Bank OZK DDA | BC US Agency Fixed 45%, ICE 0-3 Mo US T-Bill 35%, BC US Gov Int 20% | 03/15/2012 | --- |
| Art-Treas-BAML MMKT | BC US Agency Fixed 45%, ICE 0-3 Mo US T-Bill 35%, BC US Gov Int 20% | 03/15/2012 | --- |
| Art-Treas-Simmons DDA | BC US Agency Fixed 45%, ICE 0-3 Mo US T-Bill 35%, BC US Gov Int 20% | 03/15/2012 | --- |
| Art-Treas-Goldman Sachs MMKT | NO BENCHMARK REQUIRED | --- | --- |
| Art-Treas-First Security DDA | BC US Agency Fixed 45%, ICE 0-3 Mo US T-Bill 35%, BC US Gov Int 20% | 03/15/2012 | --- |
| Art-CD-TAS0000 | BC US Agency Fixed 45%, ICE 0-3 Mo US T-Bill 35%, BC US Gov Int 20% | 03/15/2012 | --- |
| Art-Treas General Israel Bonds | BC US Agency Fixed 45%, ICE 0-3 Mo US T-Bill 35%, BC US Gov Int 20% | 03/15/2012 | --- |
| Art-Treas-Centennial DDA | BC US Agency Fixed 45%, ICE 0-3 Mo US T-Bill 35%, BC US Gov Int 20% | 03/15/2012 | --- |
| Art-Treas-JP Morgan MMKT | NO BENCHMARK REQUIRED | --- | --- |
| Art-Treas-Regions DDA | BC US Agency Fixed 45%, ICE 0-3 Mo US T-Bill 35%, BC US Gov Int 20% | 03/15/2012 | --- |
| Art-Treas-BAML-COVID-19 DDA | BC US Agency Fixed 45%, ICE 0-3 Mo US T-Bill 35%, BC US Gov Int 20% | 03/15/2012 | --- |
| Treasury Gen AGG | 30% ICE BofA 0-3 Month Tbill, 25% BB US Gov Int, 45% BB US MBS: Agency Fixed Rate | 03/15/2012 | --- |
| Art-Treas General-TAS0000 | BC US Agency Fixed 45%, ICE 0-3 Mo US T-Bill 35%, BC US Gov Int 20% | 03/15/2012 | --- |
| Art-Treas-Centennial ICS | BC US Agency Fixed 45%, ICE 0-3 Mo US T-Bill 35%, BC US Gov Int 20% | 03/15/2012 | --- |
| Art-American Rescue Plan CSLFR | BC US Agency Fixed 45%, ICE 0-3 Mo US T-Bill 35%, BC US Gov Int 20% | 03/15/2012 | --- |

All Fees (includes administrative, management, and trading).

Returns for all periods have been annualized.

Since security level contribution cannot be annualized, there are dashes in all rows for the contribution field.

No Tax Adjustment.

Note that data will not exist prior to the existence of security level returns as of: 03/31/2020.

Returns for an aggregate account are based on the weighted average of its simple accounts, unless historical returns have specifically been provided for the aggregate, in which case the provided historical returns will be used for the Account Total row. The index total or total weighted benchmark returns for an aggregate account are also based on the weighted average of the index returns of its simple accounts.

Safekeeping Inventory

| Item # | Item ID | Item Type* | Safekeeping Item Description (Issuer) | Rate | Maturity | Par / Shares | Last Updated |
|---------------------------------------|-------------|------------|---------------------------------------|-------|----------|--------------|--------------|
| BOE - REVOLVING FUND | | | | | | | |
| 290 | K3792 | CI | HORATIO SD #55 | 4.950 | 5/1/22 | 12,566.40 | 7/15/21 |
| 301 | K3796 | CI | HORATIO SD #55 | 4.950 | 5/1/24 | 56,212.20 | 7/15/21 |
| 292 | K3794 | CI | GUY-PERKINS SD #34 | 4.950 | 11/1/22 | 6,600.00 | 10/27/21 |
| 272 | K3785 | CI | HACKET SD #17 | 4.950 | 5/1/23 | 40,000.00 | 7/15/21 |
| 296 | K3795 | CI | HORATIO SD #55 | 4.950 | 5/1/23 | 35,868.00 | 7/15/21 |
| 5 items for BOE - REVOLVING FUND | | | | | | 151,246.60 | |
| WCC - Workmans Comp Commission | | | | | | | |
| 282 | 101795557 | CD | ARKANSAS HOSPITAL ASSOCIATION | 0.300 | 6/19/15 | 30,000.00 | 8/6/14 |
| 297 | 244084 | CD | ARKANSAS TRUCKING ASSOCIATION | 2.450 | 10/2/19 | 200,000.00 | 11/8/18 |
| 237 | 41356 | CD | LAND O'FROST | 6.000 | 8/27/92 | 100,000.00 | 6/28/10 |
| 281 | 00193718 | CD | ARKANSAS HOSPITAL ASSOCIATION | 0.400 | 6/25/15 | 50,000.00 | 8/6/14 |
| 298 | 11864481 | CD | ARKANSAS TRUCKING ASSOCIATION | 1.000 | 4/15/20 | 200,000.00 | 11/8/18 |
| 236 | 20440 | CD | LAND O'FROST | 6.000 | 8/27/92 | 100,000.00 | 6/28/10 |
| 209 | 14544 | CD | PETERSON FARMS INC. | 4.850 | 5/5/02 | 50,000.00 | 6/28/10 |
| 245 | 113806 | CD | ST. BERNARDS MEDICAL CENTER | 7.600 | 7/23/91 | 100,000.00 | 6/28/10 |
| 278 | 00192056 | CD | ARKANSAS HOSPITAL ASSOCIATION | 0.400 | 2/28/15 | 200,000.00 | 4/30/14 |
| 232 | 47070 | CD | HARDING UNIVERSITY | 6.600 | 2/8/96 | 200,000.00 | 6/28/10 |
| 222 | 33708 | CD | ARKANSAS HOSPITALITY WORKERS | 5.560 | 12/4/07 | 100,000.00 | 6/28/10 |
| 203 | 991067 | CD | ST. BERNARDS MEDICAL CENTER | 1.790 | 6/17/11 | 100,000.00 | 6/28/10 |
| 299 | 800030246 | CD | ARKANSAS TRUCKING ASSOCIATION | 2.450 | 10/4/20 | 200,000.00 | 11/8/18 |
| 221 | 6040009109 | CD | ARKANSAS HOSPITALITY WORKERS | 5.080 | 2/4/08 | 100,000.00 | 6/28/10 |
| 276 | 1600024111 | CD | ST. BERNARDS MEDICAL CENTER | 0.550 | 11/18/14 | 100,000.00 | 1/31/14 |
| 234 | 53400 | CD | JEFFERSON REGIONAL MEDICAL CENTE | 7.650 | 6/7/91 | 200,000.00 | 6/28/10 |
| 226 | 52173 | CD | WHITE COUNTY MEDICAL CENTER | 6.100 | 7/30/98 | 200,000.00 | 6/28/10 |
| 277 | 41315110531 | CD | PAM TRANSPORT INC. | 0.400 | 3/13/15 | 300,000.00 | 3/28/14 |
| 225 | 873061345 | CD | ARKANSAS HOSPITALITY WORKERS | 5.000 | 1/4/08 | 100,000.00 | 6/28/10 |
| 198 | 111428195 | CD | BAPTIST HEALTH | 1.390 | 8/24/10 | 500,000.00 | 9/9/09 |
| 295 | 0103512401 | CI | BROOKSHIRE GROCERY COMPANY | 1.970 | 9/11/19 | 300,000.00 | 9/26/18 |
| 294 | 112495 | CD | BAXTER CO REGIONAL HOSPITAL | 1.500 | 10/25/19 | 100,000.00 | 8/2/18 |
| 286 | 111915 | CD | BAXTER CO REGIONAL HOSPITAL | 0.250 | 7/15/16 | 100,000.00 | 2/23/16 |
| 247 | 10275304 | CD | ARKANSAS HOSPITAL ASSOCIATION | 1.660 | 2/22/14 | 220,000.00 | 3/1/11 |
| 283 | 23065 | CD | MUNI LEAGUE WORKER'S COMP TRUST | 0.480 | 12/31/15 | 3,100,000.00 | 4/4/16 |
| 224 | 1000042111 | CD | ARKANSAS HOSPITALITY WORKERS | 5.010 | 12/4/07 | 100,000.00 | 6/28/10 |
| 233 | 679506833 | CD | HYTROL CONVEYOR CO. INC. | 6.250 | 11/13/01 | 200,000.00 | 6/28/10 |
| 300 | 6901533799 | CD | AR HOSPITALITY WORKERS COMPENSA | 0.180 | 8/7/19 | 100,000.00 | 11/19/18 |
| 259 | 6024017336 | CD | ARKANSAS CHILDREN'S HOSPITAL | 0.650 | 9/19/12 | 200,000.00 | 9/22/11 |
| 293 | 200336 | CD | GLISTER MARY LEE CORP | 1.000 | 10/4/18 | 200,000.00 | 7/23/18 |

| Item # | Item ID | Item Type* | Safekeeping Item Description (Issuer) | Rate | Maturity | Par / Shares | Last Updated |
|---|---------|------------|---------------------------------------|------|----------|--------------|--------------|
| 30 items for WCC - Workmans Comp Commission | | | | | | 7,750,000.00 | |
| Total: | | | | | | 7,901,246.60 | |

* Legend: CI = Certificate of Indebtedness
 IB = Industrial Bond
 GM = GNMA Passthrough
 CM = Common Stock
 OTH = Other
 NA = Not Applicable