



TREASURER OF STATE

Dennis Milligan
Treasurer

500 Woodlane Street, Suite 220
Little Rock, Arkansas 72201

December 31, 2018

The Honorable Asa Hutchinson
Governor of Arkansas
State Capitol Room 250
500 Woodlane
Little Rock, AR 72201

Dear Governor Hutchinson:

In accordance with Arkansas Code Annotated §19-3-504(b)(2), we respectfully submit the enclosed reports of the Treasurer of State for the period July 1, 2018, through December 31, 2018. A summary of these reports is shown in Attachment 1 to this letter.

If you should have any questions or comments regarding these reports, please feel free to contact our office.

Sincerely,

Dennis Milligan
Treasurer of State

Enclosures:
Attachment 1 – Summary
Reports



TREASURER OF STATE

Dennis Milligan
Treasurer

500 Woodlane Street, Suite 220
Little Rock, Arkansas 72201

December 31, 2018

Mr. Roger Norman, Director
Arkansas Division of Legislative Audit
172 State Capitol
Little Rock, AR 72201

Dear Mr. Norman:

In accordance with Arkansas Code Annotated §19-3-504(b)(2), we respectfully submit the enclosed reports of the Treasurer of State for the period July 1, 2018, through December 31, 2018. A summary of these reports is shown in Attachment 1 to this letter.

If you should have any questions or comments regarding these reports, please feel free to contact our office.

Sincerely,

Dennis Milligan
Treasurer of State

Enclosures:
Attachment 1 – Summary
Reports



TREASURER OF STATE

Dennis Milligan
Treasurer

500 Woodlane Street, Suite 220
Little Rock, Arkansas 72201

December 31, 2018

The Honorable Bill Sample, Co-Chair
The Honorable Jim Dotson, Co-Chair
Arkansas Legislative Council
State Capitol, Room 315
Little Rock, AR 72201

Dear Senator Sample and Representative Dotson:

In accordance with Arkansas Code Annotated §19-3-504(b)(2), we respectively submit the enclosed reports of the Treasurer of State for the period July 1, 2018, through December 31, 2018. A summary of these reports is shown in Attachment 1 to this letter.

If you should have any questions or comments regarding these reports, please feel free to contact our office.

Sincerely,

Dennis Milligan
Treasurer of State

Enclosures:
Attachment 1 – Summary

Attachment 1 - Summary

1. Target Rate of Investment Return and Actual Rate of Investment Return
2. Liquidity Requirements and Actual Liquidity
3. Cash Flow Analysis Reports – July 2018 through December 2018
4. Checks Charged Off 20181231 – the daily report on December 31, 2018, of the amount of uncollected checks legally charged off.
5. Checks Charged Off YTD FY2019 – the report from July 1, 2018, to December 31, 2018, of the amount of uncollected checks legally charged off.
6. Demand Account Activity 20181231 – the daily report on December 31, 2018, of the amount of liquidity in the State Treasury demand accounts.
7. Demand Account Activity YTD FY2019 – the report from July 1, 2018, to December 31, 2018, of the amount of liquidity in the State Treasury demand accounts.
8. Fund Transactions by Type 20181231 – the daily report on December 31, 2018, of the summary financial transactions for the day including direct receipts, transfer receipts, disbursements by warrant redemption and disbursements by transfer.
9. Fund Transactions by Type YTD FY2019 – the report from July 1, 2018, to December 31, 2018, of the cumulative summary financial transactions for fiscal year-to-date including direct receipts, transfer receipts, disbursements by warrant redemption and disbursements by transfer.
10. Money Market Account Activity 20181231 – the daily report on December 31, 2018, of the amount of liquidity in the State Treasury money market accounts.
11. Money Market Account Activity YTD FY2019 – the report from July 1, 2018, to December 31, 2018, of the amount of liquidity in the State Treasury money market accounts.
12. Return on Investment December 2018 – the detail report from July 1, 2018, to December 31, 2018, of the State Treasury's rate of investment return.
13. Return on Investment YTD FY2019 – the detail report from July 1, 2018, to December 31, 2018, of the State Treasury's rate of investment return.
14. Safekeeping Inventory 20181231 – the report of the principal amount of securities held in trust in Safekeeping in the State Treasury.

Complying with ACT 1088, the State Board of Finance established a benchmark rate of return for the Treasury portfolio. Several factors that play a role in setting an appropriate expectation for return as investments are made within the primary mission of the Treasury in mind, to provide adequate liquidity for the State's business. Once that need is met, the available funds are invested balancing future needs with opportunities available in the marketplace.

The analysis of cash flows to more accurately assess liquidity is an ongoing process and we continue to appreciate the collective effort of all state agencies.

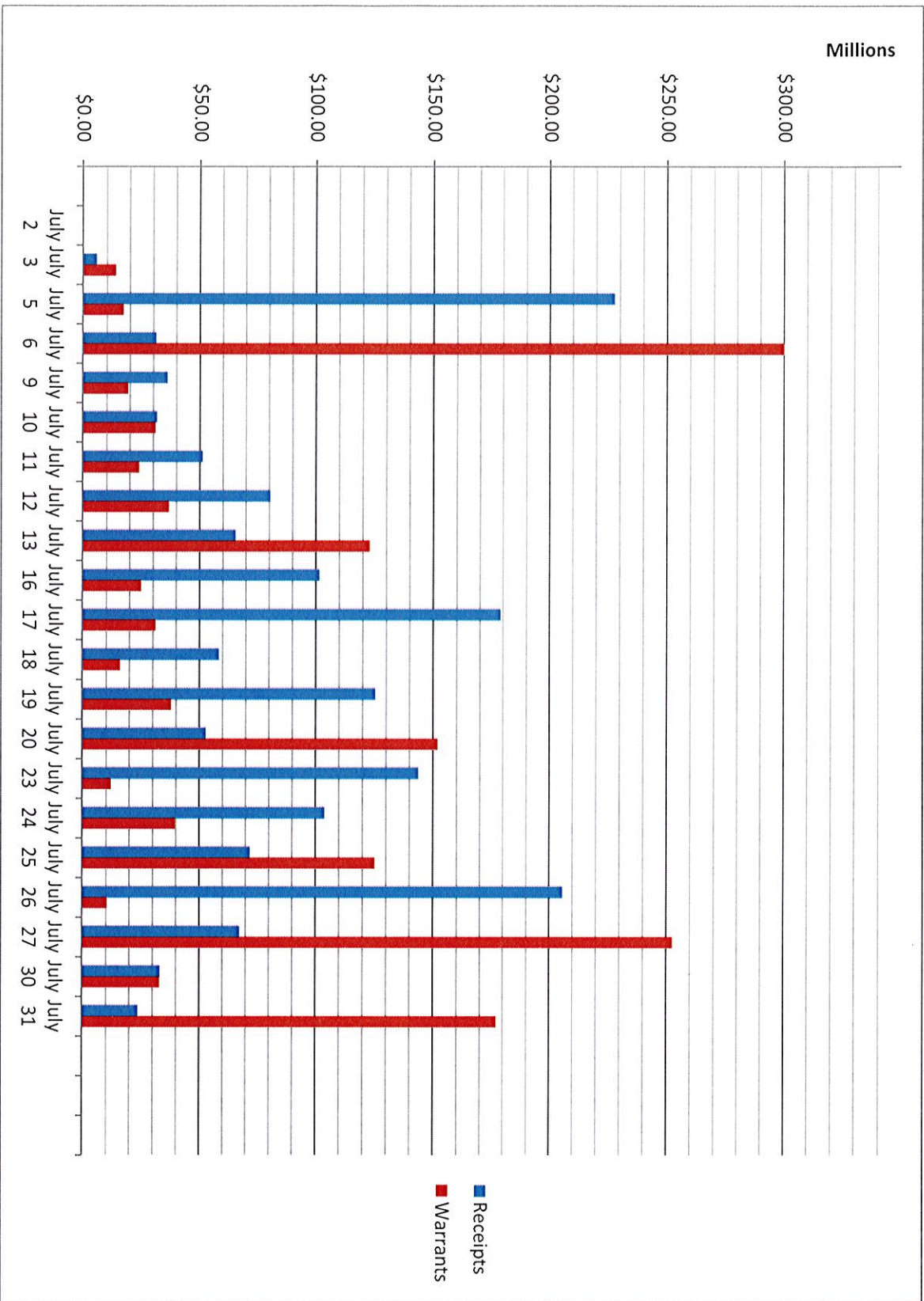
We, as the Treasury, have a fiduciary responsibility to all tax payers. Our updated investment policy remains a conservative approach to portfolio management. New management analysis software and information services have allowed the Treasury to increase overall return.

Essentially, we have achieved and expect continued improved performance in terms of dollars returned to the State. This is being accomplished by constant analysis of risk vs return and active management. Therefore the rate of return for as denoted by an interest rate will best be stated as a target of 2.50% on invested dollars.

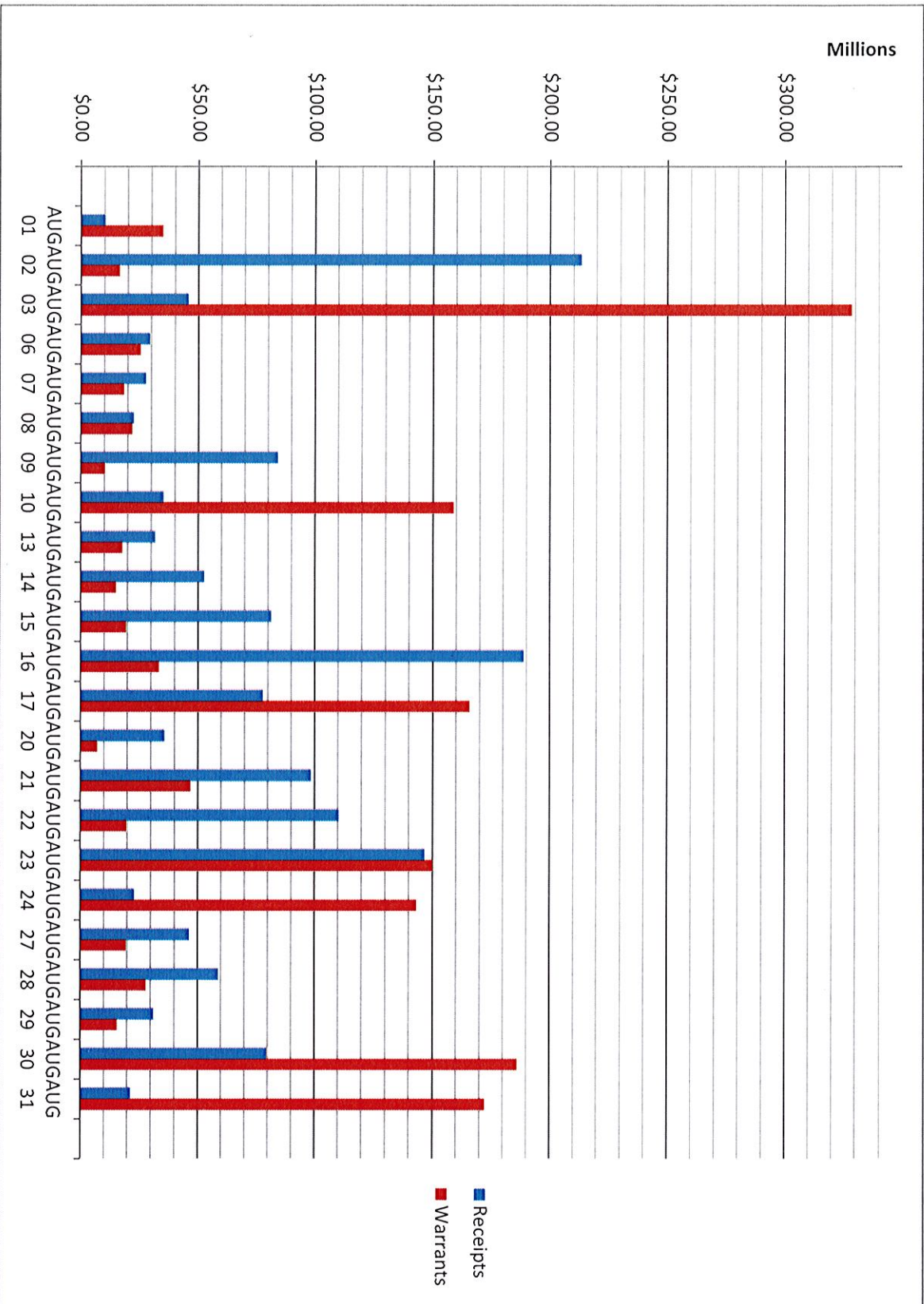
Liquidity Requirements

To appropriately address current and future liquidity requirements, we analyze daily cash flows from 2014 through 2018, make projections based on experiential data and communication with the various agencies and make short term investments so that maturities coincide with the expected warrants to be redeemed. We manage liquidity by active investment of commercial paper holdings, our bank DDA accounts and Money Management Trust. We continue to negotiate higher rates of return in our liquid, collateralized DDA accounts. Not only have we generated a much higher return on these monies, we have actually succeeded in making the Treasury more liquid at the same time. We maintain approximately \$300 to \$800 million in collateralized or insured, on demand, bank accounts, and \$750 million to \$1.8 billion in highly liquid commercial paper maturing in 90 days or less and investments in the MMT ranging from \$200 mm to 1.2B. The size and mix of the amount vary to meet seasonal Treasury liquidity needs as well as maximize the overall return to the State

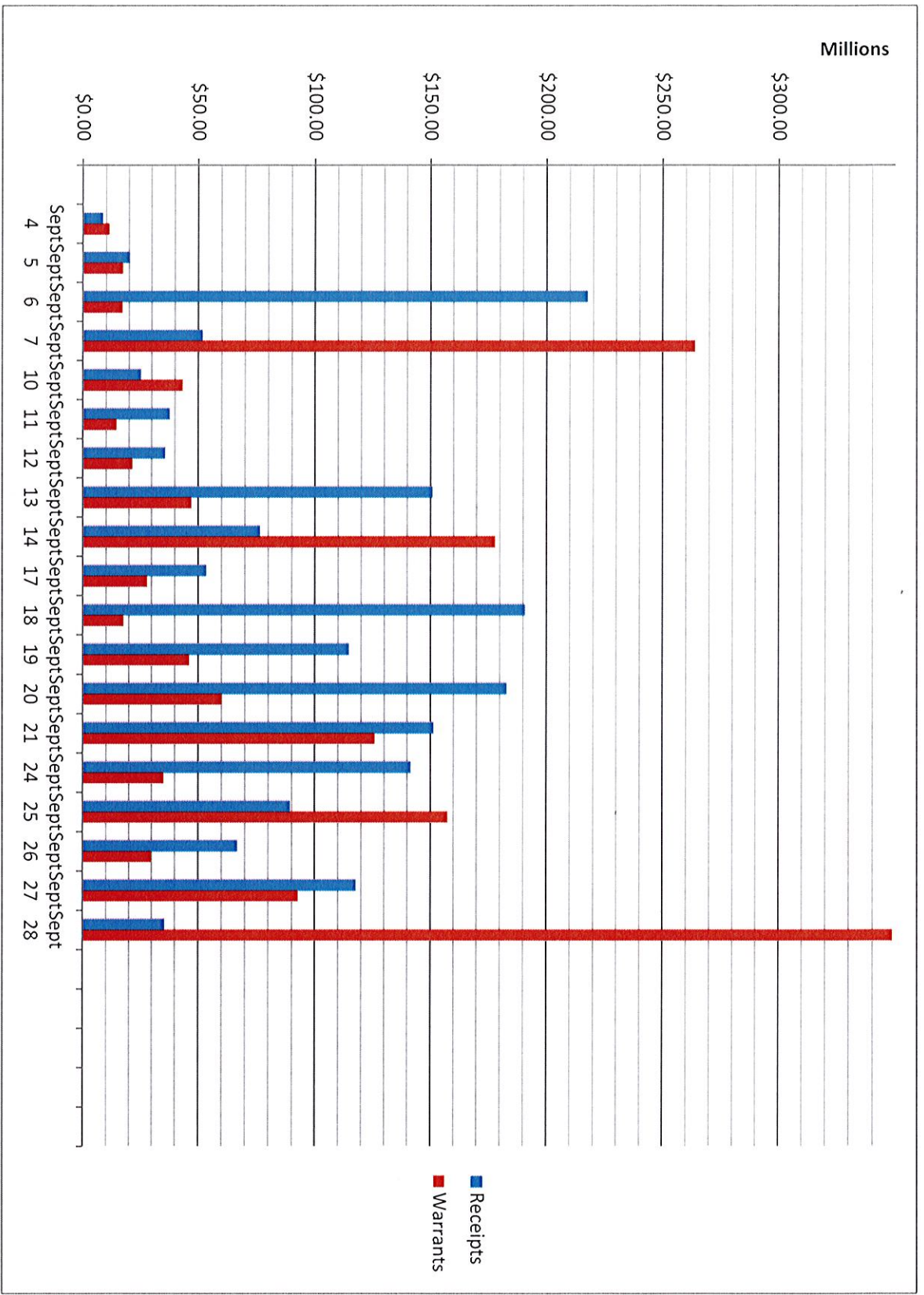
JULY 2018 DAILY CASH FLOWS



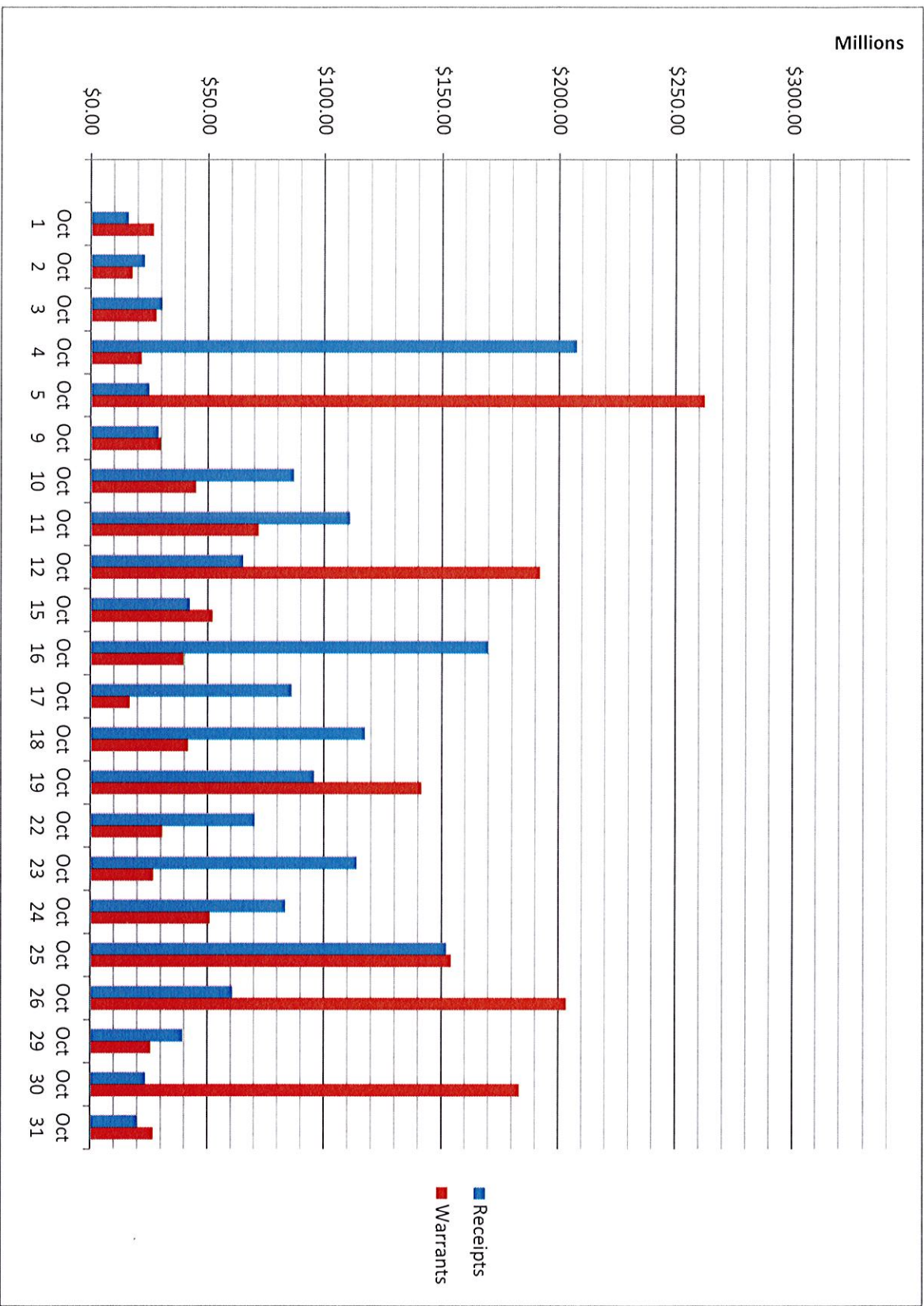
AUGUST 2018 DAILY CASH FLOWS



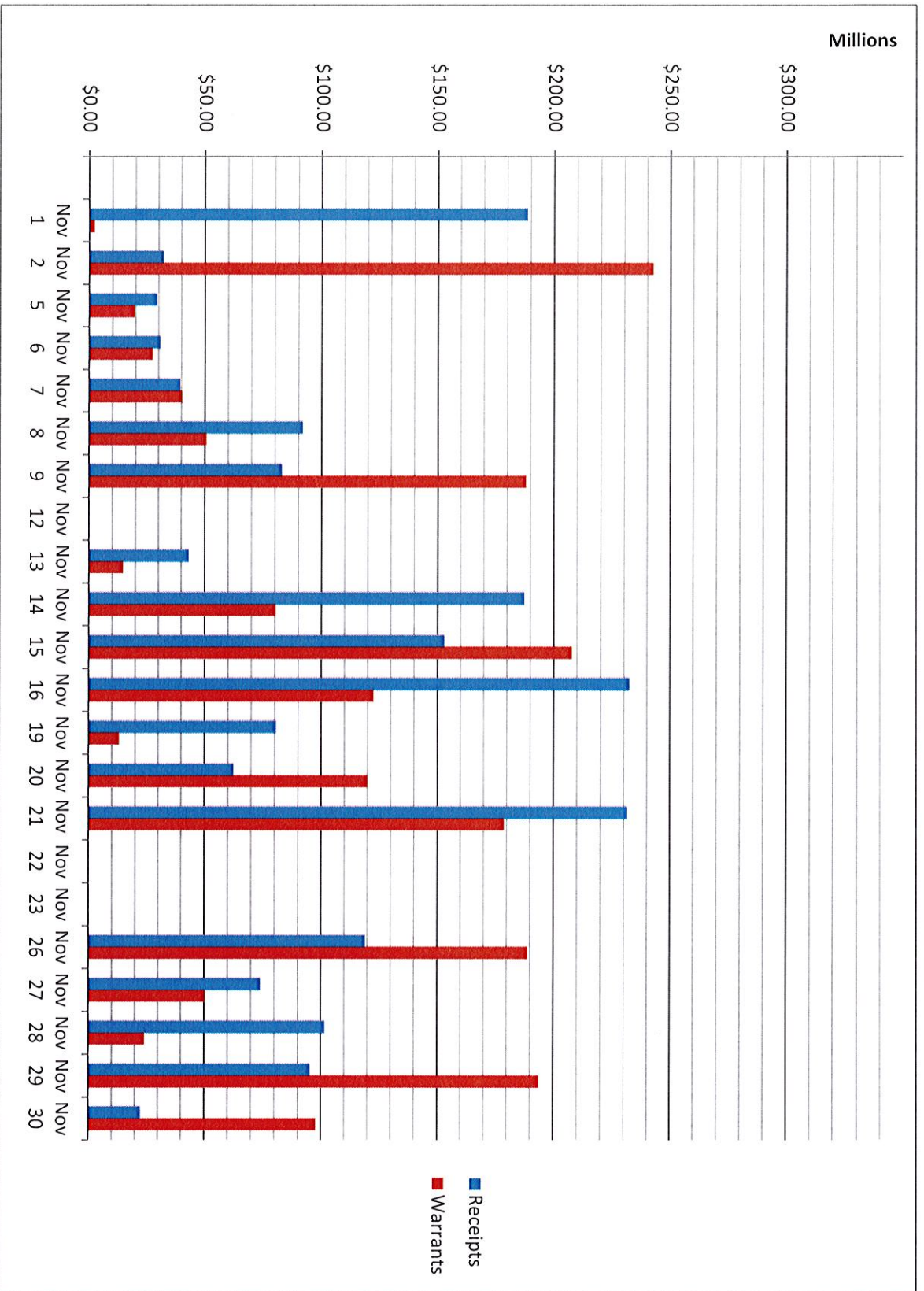
September 2018 DAILY CASH FLOWS



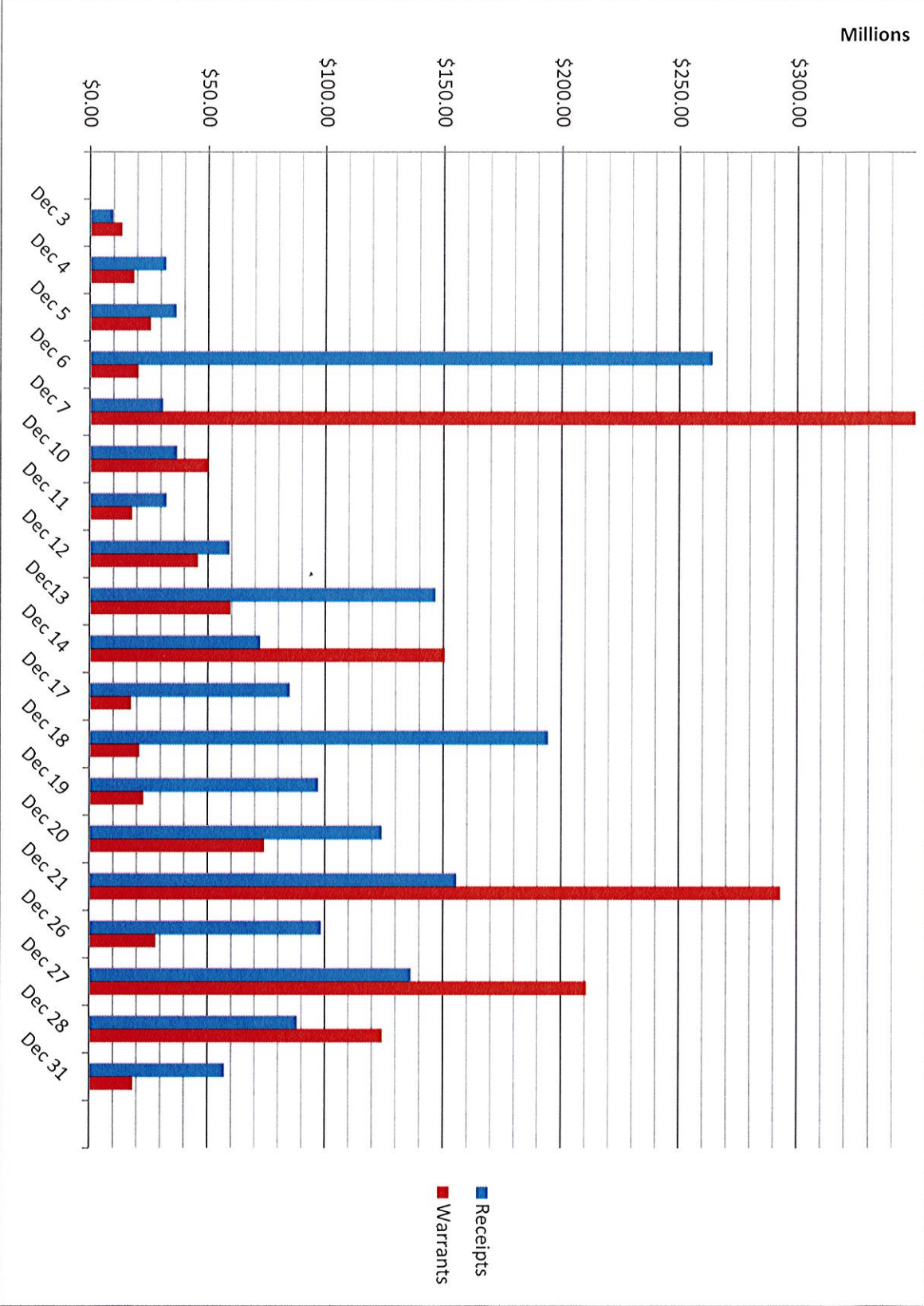
October 2018 DAILY CASH FLOWS



November 2018 DAILY CASH FLOWS



December 2018 DAILY CASH FLOWS



Run Date: 1/2/2019
Run Time: 8:41:28AM

Checks Charged Off Detail

Start Date: 12/31/2018 End Date: 12/31/2018

Page: 1
User: 0

Jnl. Entry #	Trx. Date	Ref #	Agency	Fund	Rev Code	Ledger	Ledger Desc.	Description	Debit Amount	Credit Amount
1531448	12/31/2018	VARIOUS	0069	ARK0000	4099999900	122	Other Chargebacks			41,225.00
1531448	12/31/2018	VARIOUS	0090	RRA0000	4033014000	999	Fund Cash Account		41,190.00	
1531448	12/31/2018	VARIOUS	0090	RRA0000	4041055000	999	Fund Cash Account		35.00	
Totals for: 12/31/2018							Count: 3		41,225.00	41,225.00
Grand Total							Count: 3		41,225.00	41,225.00

Run Date: 1/2/2019
 Run Time: 8:50:02AM

Checks Charged Off Detail

Start Date: 7/1/2018 End Date: 12/31/2018

Page: 1
 User: 0

Jnl. Entry #	Trx. Date	Ref #	Agency	Fund	Rev Code	Ledger	Ledger Desc.	Description	Debit Amount	Credit Amount
1463808	7/5/2018	NSF Check	0069	ARK0000	4099999900	120	DF&A Chargebacks			57,112.95
1463808	7/5/2018	NSF Check	0610	AGA0000	4010005000	999	Fund Cash Account	008007765	1,683.37	
1463808	7/5/2018	NSF Check	0610	AGA0000	4010006000	999	Fund Cash Account	008007765	4,384.00	
1463808	7/5/2018	NSF Check	0610	AGA0000	4010007000	999	Fund Cash Account	008007765	3,889.70	
1463808	7/5/2018	NSF Check	0610	ARH0000	4040006000	999	Fund Cash Account	008007765	26,500.00	
1463808	7/5/2018	NSF Check	0610	AGA0000	4010001001	999	Fund Cash Account	008007765	20,448.88	
1463808	7/5/2018	NSF Check	0610	AGA0000	4010000900	999	Fund Cash Account	008007765	207.00	
1463873	7/5/2018	Various ch	0069	ARK0000	4099999900	122	Other Chargebacks			380.50
1463873	7/5/2018	Various ch	0080	SDG0000	4033009000	999	Fund Cash Account		10.50	
1463873	7/5/2018	Various ch	0283	NPB0000	4043002000	999	Fund Cash Account		70.00	
1463873	7/5/2018	Various ch	0930	SRS0000	4031037000	999	Fund Cash Account		300.00	
Totals for: 7/5/2018							Count: 11		57,493.45	57,493.45
1465352	7/9/2018	REVENUE	0069	ARK0000	4099999900	120	DF&A Chargebacks			39.89
1465352	7/9/2018	REVENUE	0630	RRA0000	4020011000	999	Fund Cash Account		39.89	
Totals for: 7/9/2018							Count: 2		39.89	39.89
1465737	7/10/2018	NSF Check	0069	ARK0000	4099999900	120	DF&A Chargebacks			23,837.00
1465737	7/10/2018	NSF Check	0610	AGA0000	4010005000	999	Fund Cash Account	008007808	343.00	
1465737	7/10/2018	NSF Check	0610	AGA0000	4010001001	999	Fund Cash Account	008007808	22,494.00	
1465737	7/10/2018	NSF Check	0610	AGA0000	4010000900	999	Fund Cash Account	008007808	1,000.00	
1465864	7/10/2018	Various Ch	0069	ARK0000	4099999900	122	Other Chargebacks			37,373.50
1465864	7/10/2018	Various Ch	0298	SXV0100	4031038000	999	Fund Cash Account		100.00	
1465864	7/10/2018	Various Ch	0645	BAA0100	4031069000	999	Fund Cash Account		328.50	
1465864	7/10/2018	Various Ch	0710	DCF2600	6990003000	999	Fund Cash Account		36,400.00	

Run Date: 1/2/2019
 Run Time: 8:50:02AM

Checks Charged Off Detail

Start Date: 7/1/2018 End Date: 12/31/2018

Page: 2
 User: 0

Jnl. Entry #	Trx. Date	Ref #	Agency	Fund	Rev Code	Ledger	Ledger Desc.	Description	Debit Amount	Credit Amount
1465864	7/10/2018	Various	Ch0710	PWP2500	4047099000	999	Fund Cash Account		10.00	
1465864	7/10/2018	Various	Ch0960	SEF0100	4031005000	999	Fund Cash Account		15.00	
1465864	7/10/2018	Various	Ch0960	SMP0100	4031062000	999	Fund Cash Account		35.00	
1465864	7/10/2018	Various	Ch0990	MJA0100	4031005000	999	Fund Cash Account		10.00	
1465864	7/10/2018	Various	Ch0645	BAA2000	4031019000	999	Fund Cash Account		50.00	
1465864	7/10/2018	Various	Ch0645	BAA2000	4031017000	999	Fund Cash Account		25.00	
1465864	7/10/2018	Various	Ch0228	NEC0000	4041007000	999	Fund Cash Account		300.00	
1465864	7/10/2018	Various	Ch0298	SXV0100	4042002000	999	Fund Cash Account		100.00	
Totals for: 7/10/2018							Count: 16		61,210.50	61,210.50
1467215	7/13/2018	Various	Ch0069	ARK0000	4099999900	122	Other Chargebacks			201.00
1467215	7/13/2018	Various	Ch0090	RRA0000	4033014000	999	Fund Cash Account		201.00	
Totals for: 7/13/2018							Count: 2		201.00	201.00
1467897	7/16/2018	REV CHAF0069		ARK0000	4099999900	120	DF&A Chargebacks			10,030.83
1467897	7/16/2018	REV CHAF0630		RRA0000	4020011000	999	Fund Cash Account		5,830.83	
1467897	7/16/2018	REV CHAF0630		AGA0000	4013006001	999	Fund Cash Account		4,200.00	
Totals for: 7/16/2018							Count: 3		10,030.83	10,030.83
1469001	7/18/2018	NSF Check0069		ARK0000	4099999900	120	DF&A Chargebacks			4,097.29
1469001	7/18/2018	NSF Check0610		AGA0000	4010005000	999	Fund Cash Account	008007853	604.29	
1469001	7/18/2018	NSF Check0610		AGA0000	4010006000	999	Fund Cash Account	008007853	1,900.00	
1469001	7/18/2018	NSF Check0610		AGA0000	4010001001	999	Fund Cash Account	008007853	1,199.00	
1469001	7/18/2018	NSF Check0610		AGA0000	4010000900	999	Fund Cash Account	008007853	394.00	
Totals for: 7/18/2018							Count: 5		4,097.29	4,097.29

Run Date: 1/2/2019
 Run Time: 8:50:02AM

Checks Charged Off Detail

Start Date: 7/1/2018 End Date: 12/31/2018

Page: 3
 User: 0

Jnl. Entry #	Trx. Date	Ref #	Agency	Fund	Rev Code	Ledger	Ledger Desc.	Description	Debit Amount	Credit Amount
1471307	7/23/2018	REVNUE	C0069	ARK0000	4099999900	120	DF&A Chargebacks			2,125.00
1471307	7/23/2018	REVNUE	C0630	AGA0000	4013006001	999	Fund Cash Account		2,125.00	
Totals for: 7/23/2018							Count: 2		2,125.00	2,125.00
1471785	7/24/2018	Various ch	0212	NBE0000	4041007000	999	Fund Cash Account		150.00	
1471785	7/24/2018	Various ch	0212	NBE0000	4041004000	999	Fund Cash Account		50.00	
1471785	7/24/2018	Various ch	0390	TJW0100	4041028000	999	Fund Cash Account		50.00	
1471785	7/24/2018	Various ch	0710	PWP2500	4047099000	999	Fund Cash Account		10.00	
1471785	7/24/2018	Various ch	0930	SRS0000	4031037000	999	Fund Cash Account		425.00	
1471785	7/24/2018	Various ch	0960	SEF0100	4031005000	999	Fund Cash Account		45.00	
1471785	7/24/2018	Various ch	0960	SMP0100	4031062000	999	Fund Cash Account		105.00	
1471785	7/24/2018	Various ch	0990	MJA0100	4031005000	999	Fund Cash Account		30.00	
1471785	7/24/2018	Various ch	0930	TPE0000	4031002000	999	Fund Cash Account		275.00	
1471785	7/24/2018	Various ch	0069	ARK0000	4099999900	122	Other Chargebacks			1,690.00
1471785	7/24/2018	Various ch	0248	NRE0001	4041012000	999	Fund Cash Account		150.00	
1471785	7/24/2018	Various ch	0390	TDP0100	4042002000	999	Fund Cash Account		400.00	
1471849	7/24/2018	Various Ch	0069	ARK0000	4099999900	122	Other Chargebacks			35.00
1471849	7/24/2018	Various Ch	0645	BAA0100	4031068000	999	Fund Cash Account		35.00	
Totals for: 7/24/2018							Count: 14		1,725.00	1,725.00
1472140	7/25/2018	NSF Check	0069	ARK0000	4099999900	120	DF&A Chargebacks			8,986.37
1472140	7/25/2018	NSF Check	0610	AGA0000	4010005000	999	Fund Cash Account	008007881	644.25	
1472140	7/25/2018	NSF Check	0610	AGA0000	4010007000	999	Fund Cash Account	008007881	1,178.26	
1472140	7/25/2018	NSF Check	0610	AGA0000	4010001001	999	Fund Cash Account	008007881	6,683.54	
1472166	7/25/2018	Various Ch	0645	BAA2000	4031061000	999	Fund Cash Account		50.00	

Run Date: 1/2/2019
 Run Time: 8:50:02AM

Checks Charged Off Detail

Start Date: 7/1/2018 End Date: 12/31/2018

Page: 4
 User: 0

Jnl. Entry #	Trx. Date	Ref #	Agency	Fund	Rev Code	Ledger	Ledger Desc.	Description	Debit Amount	Credit Amount
1472164	7/25/2018	Various	Ch0069	ARK0000	4099999900	122	Other Chargebacks			600.00
1472164	7/25/2018	Various	Ch0228	NEC0000	4041007000	999	Fund Cash Account		600.00	
1472166	7/25/2018	Various	Ch0069	ARK0000	4099999900	122	Other Chargebacks			200.00
1472166	7/25/2018	Various	Ch0645	BAA2000	4031079000	999	Fund Cash Account		150.00	
1472140	7/25/2018	NSF Check	0610	AGA0000	4010000900	999	Fund Cash Account	008007881	480.32	
1472265	7/25/2018	Various	Ch0069	ARK0000	4099999900	122	Other Chargebacks			4,647.25
1472265	7/25/2018	Various	Ch0080	SDG0000	4033009000	999	Fund Cash Account		35.50	
1472265	7/25/2018	Various	Ch0710	PWD8600	4050001000	999	Fund Cash Account		4,611.75	
Totals for: 7/25/2018							Count: 13		14,433.62	14,433.62
1472588	7/26/2018	Various	Ch0069	ARK0000	4099999900	122	Other Chargebacks			150.00
1472588	7/26/2018	Various	Ch0261	STR0000	4033031000	999	Fund Cash Account		150.00	
1472758	7/26/2018	Various	Ch0069	ARK0000	4099999900	122	Other Chargebacks			343.68
1472758	7/26/2018	Various	Ch0520	NRS0001	4047009700	999	Fund Cash Account		326.72	
1472758	7/26/2018	Various	Ch0520	NRS0001	4049017000	999	Fund Cash Account		11.96	
1472758	7/26/2018	Various	Ch0400	SPS0101	4031050000	999	Fund Cash Account		5.00	
Totals for: 7/26/2018							Count: 6		493.68	493.68
1473618	7/30/2018	REVENUE	0069	ARK0000	4099999900	120	DF&A Chargebacks			5,025.00
1473618	7/30/2018	REVENUE	0630	AGA0000	4013006001	999	Fund Cash Account		5,025.00	
1473631	7/30/2018	Various	ch0069	ARK0000	4099999900	122	Other Chargebacks			780.00
1473631	7/30/2018	Various	ch0324	HSC3702	4041048000	999	Fund Cash Account		360.00	
1473631	7/30/2018	Various	ch0390	TJW0100	4041028000	999	Fund Cash Account		50.00	
1473631	7/30/2018	Various	ch0710	PWP2500	4047099000	999	Fund Cash Account		10.00	
1473631	7/30/2018	Various	ch0620	MCD0100	4041012000	999	Fund Cash Account		108.00	

Run Date: 1/2/2019
 Run Time: 8:50:02AM

Checks Charged Off Detail

Start Date: 7/1/2018 End Date: 12/31/2018

Page: 5
 User: 0

Jnl. Entry #	Trx. Date	Ref #	Agency	Fund	Rev Code	Ledger	Ledger Desc.	Description	Debit Amount	Credit Amount
1473631	7/30/2018	Various ch	0211	SBL0000	4032110000	999	Fund Cash Account		72.00	
1473631	7/30/2018	Various ch	0211	MBB0200	4032110000	999	Fund Cash Account		180.00	
Totals for: 7/30/2018							Count: 9		5,805.00	5,805.00
1473906	7/31/2018	NSF Check	0069	ARK0000	4099999900	120	DF&A Chargebacks			11,450.28
1473906	7/31/2018	NSF Check	0610	AGA0000	4010006000	999	Fund Cash Account	008007905	793.00	
1473906	7/31/2018	NSF Check	0610	AGA0000	4010007000	999	Fund Cash Account	008007905	2,110.26	
1473906	7/31/2018	NSF Check	0610	AGA0000	4010001001	999	Fund Cash Account	008007905	7,894.66	
1474039	7/31/2018	Various ch	0069	ARK0000	4099999900	122	Other Chargebacks			75.00
1474039	7/31/2018	Various ch	0960	SEF0100	4031005000	999	Fund Cash Account		15.00	
1474039	7/31/2018	Various ch	0960	SMP0100	4031062000	999	Fund Cash Account		50.00	
1474039	7/31/2018	Various ch	0990	MJA0100	4031005000	999	Fund Cash Account		10.00	
1473906	7/31/2018	NSF Check	0610	AGA0000	4010000900	999	Fund Cash Account	008007905	652.36	
Totals for: 7/31/2018							Count: 9		11,525.28	11,525.28
1476776	8/6/2018	REV CHAF	0069	ARK0000	4099999900	120	DF&A Chargebacks			2,371.00
1476776	8/6/2018	REV CHAF	0630	TAX0000	4040016000	999	Fund Cash Account		21.00	
1476776	8/6/2018	REV CHAF	0630	AGA0000	4013006001	999	Fund Cash Account		2,350.00	
Totals for: 8/6/2018							Count: 3		2,371.00	2,371.00
1477508	8/8/2018	NSF Check	0069	ARK0000	4099999900	120	DF&A Chargebacks			61,543.35
1477508	8/8/2018	NSF Check	0610	AGA0000	4010005000	999	Fund Cash Account	008007922	3,987.93	
1477508	8/8/2018	NSF Check	0610	AGA0000	4010007000	999	Fund Cash Account	008007922	300.00	
1477508	8/8/2018	NSF Check	0610	AGA0000	4011006000	999	Fund Cash Account	008007922	100.00	
1477508	8/8/2018	NSF Check	0610	AGA0000	4010001001	999	Fund Cash Account	008007922	55,817.14	
1477508	8/8/2018	NSF Check	0610	AGA0000	4010000900	999	Fund Cash Account	008007922	1,338.28	

Run Date: 1/2/2019
 Run Time: 8:50:02AM

Checks Charged Off Detail

Start Date: 7/1/2018 End Date: 12/31/2018

Page: 6
 User: 0

Jnl. Entry #	Trx. Date	Ref #	Agency	Fund	Rev Code	Ledger	Ledger Desc.	Description	Debit Amount	Credit Amount
Totals for: 8/8/2018							Count: 6		61,543.35	61,543.35
1478116	8/9/2018	Various ch	0069	ARK0000	4099999900	122	Other Chargebacks			779.00
1478116	8/9/2018	Various ch	0283	NPB0000	4043002000	999	Fund Cash Account		70.00	
1478116	8/9/2018	Various ch	0645	BAA0100	4031068000	999	Fund Cash Account		35.00	
1478116	8/9/2018	Various ch	0960	SEF0100	4031005000	999	Fund Cash Account		34.00	
1478116	8/9/2018	Various ch	0960	SMP0100	4031062000	999	Fund Cash Account		200.00	
1478116	8/9/2018	Various ch	0990	MJA0100	4031005000	999	Fund Cash Account		20.00	
1478116	8/9/2018	Various ch	0645	BAA2000	4031019000	999	Fund Cash Account		85.00	
1478116	8/9/2018	Various ch	0960	SEF0100	4041061000	999	Fund Cash Account		20.00	
1478116	8/9/2018	Various ch	0205	NAR0000	4041028000	999	Fund Cash Account		50.00	
1478116	8/9/2018	Various ch	0205	NAR0000	4043002000	999	Fund Cash Account		265.00	
Totals for: 8/9/2018							Count: 10		779.00	779.00
1478377	8/10/2018	VARIOUS	0069	ARK0000	4099999900	122	Other Chargebacks		85.00	
1478377	8/10/2018	VARIOUS	0069	ARK0000	4099999900	122	Other Chargebacks			50.00
1478377	8/10/2018	VARIOUS	0645	BAA2000	4031019000	999	Fund Cash Account			85.00
1478377	8/10/2018	VARIOUS	0645	BAA2000	4031019000	999	Fund Cash Account		50.00	
Totals for: 8/10/2018							Count: 4		135.00	135.00
1478934	8/13/2018	REV CHAF	0069	ARK0000	4099999900	120	DF&A Chargebacks			27.00
1478934	8/13/2018	REV CHAF	0630	RRA0000	4020011000	999	Fund Cash Account		27.00	
Totals for: 8/13/2018							Count: 2		27.00	27.00
1479760	8/15/2018	NSF Check	0069	ARK0000	4099999900	120	DF&A Chargebacks			9,329.84
1479760	8/15/2018	NSF Check	0610	AGA0000	4010005000	999	Fund Cash Account	008007941	323.36	

Run Date: 1/2/2019
 Run Time: 8:50:02AM

Checks Charged Off Detail

Start Date: 7/1/2018 End Date: 12/31/2018

Page: 7
 User: 0

Jnl. Entry #	Trx. Date	Ref #	Agency	Fund	Rev Code	Ledger	Ledger Desc.	Description	Debit Amount	Credit Amount
1479760	8/15/2018	NSF Check0610	0610	AGA0000	4010001001	999	Fund Cash Account	008007941	8,826.63	
1479760	8/15/2018	NSF Check0329	0329	SBB0100	4021006001	999	Fund Cash Account	008007941	179.85	
Totals for: 8/15/2018							Count: 4		9,329.84	9,329.84
1481648	8/17/2018	correction f0205		NAR0000	4041028000	999	Fund Cash Account			50.00
1481648	8/17/2018	correction f0205		NAR0000	4041028000	999	Fund Cash Account		90.00	
1481648	8/17/2018	correction f0205		NAR0000	4043002000	999	Fund Cash Account			265.00
1481648	8/17/2018	correction f0205		NAR0000	4043002000	999	Fund Cash Account		225.00	
Totals for: 8/17/2018							Count: 4		315.00	315.00
1482111	8/20/2018	REV CHAF0069		ARK0000	4099999900	120	DF&A Chargebacks			750.00
1482111	8/20/2018	REV CHAF0630		AGA0000	4012003000	999	Fund Cash Account		750.00	
Totals for: 8/20/2018							Count: 2		750.00	750.00
1482991	8/22/2018	NSF Check0069		ARK0000	4099999900	120	DF&A Chargebacks			7,380.91
1482991	8/22/2018	NSF Check0610		AGA0000	4010005000	999	Fund Cash Account	008007956	491.76	
1482991	8/22/2018	NSF Check0610		AGA0000	4010007000	999	Fund Cash Account	008007956	300.00	
1482991	8/22/2018	NSF Check0610		AGA0000	4010001001	999	Fund Cash Account	008007956	6,589.15	
1483093	8/22/2018	Various Ch0710		PWP2000	4047099000	999	Fund Cash Account		100.00	
1483093	8/22/2018	Various Ch0710		PWP2500	4047099000	999	Fund Cash Account		40.00	
1483093	8/22/2018	Various Ch0960		SEF0100	4031005000	999	Fund Cash Account		15.00	
1483093	8/22/2018	Various Ch0960		SMP0100	4031062000	999	Fund Cash Account		35.00	
1483093	8/22/2018	Various Ch0990		MJA0100	4031005000	999	Fund Cash Account		10.00	
1483093	8/22/2018	Various Ch0400		SPS0101	4031055000	999	Fund Cash Account		6.00	
1483093	8/22/2018	Various Ch0400		SPS0101	4031054000	999	Fund Cash Account		708.00	
1483093	8/22/2018	Various Ch0224		NLC0000	4042002000	999	Fund Cash Account		11,000.00	

Run Date: 1/2/2019
 Run Time: 8:50:02AM

Checks Charged Off Detail

Start Date: 7/1/2018 End Date: 12/31/2018

Page: 8
 User: 0

Jnl. Entry #	Trx. Date	Ref #	Agency	Fund	Rev Code	Ledger	Ledger Desc.	Description	Debit Amount	Credit Amount
1483093	8/22/2018	Various	Ch0224	NLC0000	4043002000	999	Fund Cash Account		50.00	
1483093	8/22/2018	Various	Ch0645	MAB0200	4041025000	999	Fund Cash Account		738.25	
1483093	8/22/2018	Various	Ch0645	MAB0200	4043002000	999	Fund Cash Account		440.00	
1483093	8/22/2018	Various	Ch0385	NVA0900	4044003000	999	Fund Cash Account		2,356.00	
1483093	8/22/2018	Various	Ch0069	ARK0000	4099999900	122	Other Chargebacks			16,072.40
1483093	8/22/2018	Various	Ch0425	TSI4500	4031026000	999	Fund Cash Account		115.00	
1483093	8/22/2018	Various	Ch0710	PWD8600	4050001000	999	Fund Cash Account		459.15	
Totals for: 8/22/2018							Count: 19		23,453.31	23,453.31
1483855	8/24/2018	VARIOUS	0425	TIP0100	4041019000	999	Fund Cash Account		200.00	
1483855	8/24/2018	VARIOUS	0425	TSI4500	4031026000	999	Fund Cash Account		120.00	
1483855	8/24/2018	VARIOUS	0710	PWP2500	4047099000	999	Fund Cash Account		50.00	
1483855	8/24/2018	VARIOUS	0960	SEF0100	4031005000	999	Fund Cash Account		17.00	
1483855	8/24/2018	VARIOUS	0960	SMP0100	4031062000	999	Fund Cash Account		100.00	
1483855	8/24/2018	VARIOUS	0990	MJA0100	4031005000	999	Fund Cash Account		10.00	
1483855	8/24/2018	VARIOUS	0960	SEF0100	4041061000	999	Fund Cash Account		10.00	
1483855	8/24/2018	VARIOUS	0069	ARK0000	4099999900	122	Other Chargebacks			507.00
Totals for: 8/24/2018							Count: 8		507.00	507.00
1485117	8/29/2018	NSF Check	0069	ARK0000	4099999900	120	DF&A Chargebacks			16,510.85
1485117	8/29/2018	NSF Check	0610	AGA0000	4010005000	999	Fund Cash Account	008007976	1,871.74	
1485117	8/29/2018	NSF Check	0610	AGA0000	4010007000	999	Fund Cash Account	008007976	56.14	
1485117	8/29/2018	NSF Check	0610	AGA0000	4010001001	999	Fund Cash Account	008007976	13,279.50	
1485117	8/29/2018	NSF Check	0610	AGA0000	4010000900	999	Fund Cash Account	008007976	1,303.47	
Totals for: 8/29/2018							Count: 5		16,510.85	16,510.85

Run Date: 1/2/2019
 Run Time: 8:50:02AM

Checks Charged Off Detail

Start Date: 7/1/2018 End Date: 12/31/2018

Page: 9
 User: 0

Jnl. Entry #	Trx. Date	Ref #	Agency	Fund	Rev Code	Ledger	Ledger Desc.	Description	Debit Amount	Credit Amount
1487706	9/5/2018	Various ch	0960	SEF0100	4041061000	999	Fund Cash Account		10.00	
1487706	9/5/2018	Various ch	0645	SMI0000	4031102000	999	Fund Cash Account		50.00	
1487706	9/5/2018	Various ch	0390	TJW0100	4041004000	999	Fund Cash Account		50.00	
1487706	9/5/2018	Various ch	0069	ARK0000	4099999900	122	Other Chargebacks			357.00
1487706	9/5/2018	Various ch	0390	TJW0100	4041028000	999	Fund Cash Account		100.00	
1487706	9/5/2018	Various ch	0710	PWP2500	4047099000	999	Fund Cash Account		20.00	
1487706	9/5/2018	Various ch	0960	SEF0100	4031005000	999	Fund Cash Account		17.00	
1487706	9/5/2018	Various ch	0960	SMP0100	4031062000	999	Fund Cash Account		100.00	
1487706	9/5/2018	Various ch	0990	MJA0100	4031005000	999	Fund Cash Account		10.00	
Totals for: 9/5/2018							Count: 9		357.00	357.00
1488452	9/7/2018	REVNUE C	0069	ARK0000	4099999900	120	DF&A Chargebacks			6,259.36
1488452	9/7/2018	REVNUE C	0630	TAX0000	4040016000	999	Fund Cash Account		2,884.36	
1488452	9/7/2018	REVNUE C	0630	AGA0000	4013006001	999	Fund Cash Account		3,375.00	
Totals for: 9/7/2018							Count: 3		6,259.36	6,259.36
1489292	9/11/2018	NSF Check	0069	ARK0000	4099999900	120	DF&A Chargebacks			41,138.56
1489292	9/11/2018	NSF Check	0610	AGA0000	4010005000	999	Fund Cash Account	008008003	7,707.13	
1489292	9/11/2018	NSF Check	0610	AGA0000	4010007000	999	Fund Cash Account	008008003	509.15	
1489292	9/11/2018	NSF Check	0610	AGA0000	4010001001	999	Fund Cash Account	008008003	32,397.28	
1489292	9/11/2018	NSF Check	0610	AGA0000	4010000900	999	Fund Cash Account	008008003	525.00	
1489304	9/11/2018	Various Ch	0069	ARK0000	4099999900	122	Other Chargebacks			115.00
1489304	9/11/2018	Various Ch	0425	TIE0100	4041044000	999	Fund Cash Account		20.00	
1489304	9/11/2018	Various Ch	0800	MLS0100	4031012000	999	Fund Cash Account		60.00	
1489304	9/11/2018	Various Ch	0800	MLS0200	4033027000	999	Fund Cash Account		35.00	

Run Date: 1/2/2019
 Run Time: 8:50:02AM

Checks Charged Off Detail

Start Date: 7/1/2018 End Date: 12/31/2018

Page: 10
 User: 0

Jnl. Entry #	Trx. Date	Ref #	Agency	Fund	Rev Code	Ledger	Ledger Desc.	Description	Debit Amount	Credit Amount
Totals for: 9/11/2018							Count: 9		41,253.56	41,253.56
1491246	9/14/2018	NSF Check0610	AGA0000	4010005000	999	Fund Cash Account	008008007		302.00	
1491246	9/14/2018	NSF Check0610	AGA0000	4010001001	999	Fund Cash Account	008008007		11,655.00	
1491246	9/14/2018	NSF Check0610	AGA0000	4010000900	999	Fund Cash Account	008008007		257.69	
1491246	9/14/2018	NSF Check0069	ARK0000	4099999900	120	DF&A Chargebacks				12,214.69
Totals for: 9/14/2018							Count: 4		12,214.69	12,214.69
1492610	9/19/2018	NSF Check0069	ARK0000	4099999900	120	DF&A Chargebacks				9,176.71
1492610	9/19/2018	NSF Check0610	AGA0000	4010005000	999	Fund Cash Account	008008017		1,752.00	
1492610	9/19/2018	NSF Check0610	AGA0000	4010007000	999	Fund Cash Account	008008017		540.94	
1492610	9/19/2018	NSF Check0610	AGA0000	4010001001	999	Fund Cash Account	008008017		2,685.00	
1492610	9/19/2018	NSF Check0610	AGA0000	4010000900	999	Fund Cash Account	008008017		4,198.77	
Totals for: 9/19/2018							Count: 5		9,176.71	9,176.71
1494811	9/24/2018	Various Ch0069	ARK0000	4099999900	122	Other Chargebacks				375.61
1494811	9/24/2018	Various Ch0080	SDG0000	4033009000	999	Fund Cash Account			40.50	
1494811	9/24/2018	Various Ch0610	AGA0000	4010012000	999	Fund Cash Account			48.11	
1494811	9/24/2018	Various Ch0960	SEF0100	4031005000	999	Fund Cash Account			17.00	
1494811	9/24/2018	Various Ch0960	SMP0100	4031062000	999	Fund Cash Account			100.00	
1494811	9/24/2018	Various Ch0990	MJA0100	4031005000	999	Fund Cash Account			10.00	
1494811	9/24/2018	Various Ch0645	BAA2000	4031079000	999	Fund Cash Account			150.00	
1494811	9/24/2018	Various Ch0960	SEF0100	4041061000	999	Fund Cash Account			10.00	
Totals for: 9/24/2018							Count: 8		375.61	375.61
1496559	9/26/2018	NSF Check0069	ARK0000	4099999900	120	DF&A Chargebacks				41,952.58

Run Date: 1/2/2019
 Run Time: 8:50:02AM

Checks Charged Off Detail

Start Date: 7/1/2018 End Date: 12/31/2018

Page: 11
 User: 0

Jnl. Entry #	Trx. Date	Ref #	Agency	Fund	Rev Code	Ledger	Ledger Desc.	Description	Debit Amount	Credit Amount
1496559	9/26/2018	NSF Check0610	0610	AGA0000	4010005000	999	Fund Cash Account	008008046	2,671.00	
1496559	9/26/2018	NSF Check0610	0610	AGA0000	4010006000	999	Fund Cash Account	008008046	13,121.16	
1496559	9/26/2018	NSF Check0610	0610	AGA0000	4010007000	999	Fund Cash Account	008008046	256.74	
1496559	9/26/2018	NSF Check0610	0610	ARH0000	4040006000	999	Fund Cash Account	008008046	11,000.00	
1496559	9/26/2018	NSF Check0610	0610	AGA0000	4010001001	999	Fund Cash Account	008008046	14,903.68	
1496709	9/26/2018	VARIOUS 0069	0069	ARK0000	4099999900	122	Other Chargebacks			610.00
1496709	9/26/2018	VARIOUS 0390	0390	TDP0100	4042002000	999	Fund Cash Account		250.00	
1496709	9/26/2018	VARIOUS 0710	0710	PWP2500	4047099000	999	Fund Cash Account		60.00	
1496709	9/26/2018	VARIOUS 0224	0224	NLC0000	4043002000	999	Fund Cash Account		200.00	
1496709	9/26/2018	VARIOUS 0645	0645	SMI0000	4031102000	999	Fund Cash Account		50.00	
1496709	9/26/2018	VARIOUS 0390	0390	TJW0100	4041004000	999	Fund Cash Account		50.00	
Totals for: 9/26/2018							Count: 12		42,562.58	42,562.58
1497864	9/27/2018	Various Ch0069	0069	ARK0000	4099999900	122	Other Chargebacks			1,876.66
1497864	9/27/2018	Various Ch0960	0960	SMP0100	4031075000	999	Fund Cash Account		766.66	
1497864	9/27/2018	Various Ch0960	0960	SMP0500	4033002000	999	Fund Cash Account		250.00	
1497864	9/27/2018	Various Ch0385	0385	NVA0900	4044003000	999	Fund Cash Account		860.00	
1497900	9/27/2018	Various Ch0023	0023	NAC0000	4041004000	999	Fund Cash Account		75.00	
1497900	9/27/2018	Various Ch0069	0069	ARK0000	4099999900	122	Other Chargebacks			475.00
1497900	9/27/2018	Various Ch0710	0710	PWP2500	4047099000	999	Fund Cash Account		10.00	
1497900	9/27/2018	Various Ch0710	0710	SCT0100	4033019000	999	Fund Cash Account		15.00	
1497900	9/27/2018	Various Ch0390	0390	NWC0000	4041006000	999	Fund Cash Account		375.00	
Totals for: 9/27/2018							Count: 9		2,351.66	2,351.66
1499390	10/1/2018	REV CHG 0069	0069	ARK0000	4099999900	120	DF&A Chargebacks			50.00

Run Date: 1/2/2019
 Run Time: 8:50:02AM

Checks Charged Off Detail

Start Date: 7/1/2018 End Date: 12/31/2018

Page: 12
 User: 0

Jnl. Entry #	Trx. Date	Ref #	Agency	Fund	Rev Code	Ledger	Ledger Desc.	Description	Debit Amount	Credit Amount
1499390	10/1/2018	REV CHG	0630	AGA0000	4013005000	999	Fund Cash Account		50.00	
Totals for: 10/1/2018							Count: 2		50.00	50.00
1500210	10/3/2018	NSF Check	0069	ARK0000	4099999900	120	DF&A Chargebacks			24,370.44
1500210	10/3/2018	NSF Check	0610	AGA0000	4010005000	999	Fund Cash Account	008008055	1,883.95	
1500210	10/3/2018	NSF Check	0610	AGA0000	4010006000	999	Fund Cash Account	008008055	13,075.00	
1500210	10/3/2018	NSF Check	0610	AGA0000	4010007000	999	Fund Cash Account	008008055	1,889.25	
1500210	10/3/2018	NSF Check	0610	ARH0000	4040005000	999	Fund Cash Account	008008055	5.00	
1500210	10/3/2018	NSF Check	0610	AGA0000	4010001001	999	Fund Cash Account	008008055	7,242.24	
1500210	10/3/2018	NSF Check	0610	AGA0000	4010000900	999	Fund Cash Account	008008055	275.00	
1500291	10/3/2018	Various Ch	0069	ARK0000	4099999900	122	Other Chargebacks			20.00
1500291	10/3/2018	Various Ch	0710	PWP2500	4047099000	999	Fund Cash Account		20.00	
Totals for: 10/3/2018							Count: 9		24,390.44	24,390.44
1502041	10/10/2018	NSF Check	0069	ARK0000	4099999900	120	DF&A Chargebacks			57,407.12
1502041	10/10/2018	NSF Check	0610	AGA0000	4010005000	999	Fund Cash Account	008008062	6,699.64	
1502041	10/10/2018	NSF Check	0610	AGA0000	4010006000	999	Fund Cash Account	008008062	7,489.00	
1502041	10/10/2018	NSF Check	0610	AGA0000	4010007000	999	Fund Cash Account	008008062	124.00	
1502041	10/10/2018	NSF Check	0610	ARH0000	4040005000	999	Fund Cash Account	008008062	344.00	
1502041	10/10/2018	NSF Check	0610	AGA0000	4010001001	999	Fund Cash Account	008008062	42,450.48	
1502041	10/10/2018	NSF Check	0610	AGA0000	4010000900	999	Fund Cash Account	008008062	175.00	
1502041	10/10/2018	NSF Check	0645	BAA0100	4043007001	999	Fund Cash Account	008008062	125.00	
Totals for: 10/10/2018							Count: 8		57,407.12	57,407.12
1504948	10/16/2018	REV CHG	0069	ARK0000	4099999900	120	DF&A Chargebacks			8,837.50
1504948	10/16/2018	REV CHG	0630	TAX0000	4040016000	999	Fund Cash Account		8,837.50	

Run Date: 1/2/2019
 Run Time: 8:50:02AM

Checks Charged Off Detail

Start Date: 7/1/2018 End Date: 12/31/2018

Page: 13
 User: 0

Jnl. Entry #	Trx. Date	Ref #	Agency	Fund	Rev Code	Ledger	Ledger Desc.	Description	Debit Amount	Credit Amount
Totals for: 10/16/2018							Count: 2		8,837.50	8,837.50
1505428	10/17/2018	NSF Check0069	ARK0000	ARK0000	4099999900	120	DF&A Chargebacks			20,753.53
1505428	10/17/2018	NSF Check0610	AGA0000	AGA0000	4010005000	999	Fund Cash Account	008008071	425.00	
1505428	10/17/2018	NSF Check0610	AGA0000	AGA0000	4010007000	999	Fund Cash Account	008008071	4,806.25	
1505428	10/17/2018	NSF Check0610	AGA0000	AGA0000	4010001001	999	Fund Cash Account	008008071	15,172.00	
1505428	10/17/2018	NSF Check0610	AGA0000	AGA0000	4010000900	999	Fund Cash Account	008008071	350.28	
1505545	10/17/2018	VARIOUS 0069	ARK0000	ARK0000	4099999900	122	Other Chargebacks			514.00
1505545	10/17/2018	VARIOUS 0425	TSI4500	TSI4500	4031026000	999	Fund Cash Account		70.00	
1505545	10/17/2018	VARIOUS 0258	NTT0000	NTT0000	4043001000	999	Fund Cash Account		144.00	
1505545	10/17/2018	VARIOUS 0258	NTT0000	NTT0000	4043002000	999	Fund Cash Account		300.00	
Totals for: 10/17/2018							Count: 9		21,267.53	21,267.53
1506905	10/22/2018	REV CHAF0069	ARK0000	ARK0000	4099999900	120	DF&A Chargebacks			106.30
1506905	10/22/2018	REV CHAF0630	TAX0000	TAX0000	4040016000	999	Fund Cash Account		106.30	
Totals for: 10/22/2018							Count: 2		106.30	106.30
1507422	10/23/2018	Various Ch0069	ARK0000	ARK0000	4099999900	122	Other Chargebacks			7,000.00
1507422	10/23/2018	Various Ch0224	NLC0000	NLC0000	4042002000	999	Fund Cash Account		7,000.00	
Totals for: 10/23/2018							Count: 2		7,000.00	7,000.00
1507772	10/24/2018	NSF Check0069	ARK0000	ARK0000	4099999900	120	DF&A Chargebacks			22,517.57
1507772	10/24/2018	NSF Check0610	AGA0000	AGA0000	4010005000	999	Fund Cash Account	008008087	3,229.71	
1507772	10/24/2018	NSF Check0610	AGA0000	AGA0000	4010006000	999	Fund Cash Account	008008087	1,750.00	
1507772	10/24/2018	NSF Check0610	AGA0000	AGA0000	4010007000	999	Fund Cash Account	008008087	1,300.05	
1507772	10/24/2018	NSF Check0610	ARH0000	ARH0000	4040005000	999	Fund Cash Account	008008087	36.00	

Run Date: 1/2/2019
 Run Time: 8:50:02AM

Checks Charged Off Detail

Start Date: 7/1/2018 End Date: 12/31/2018

Page: 14
 User: 0

Jnl. Entry #	Trx. Date	Ref #	Agency	Fund	Rev Code	Ledger	Ledger Desc.	Description	Debit Amount	Credit Amount
1507772	10/24/2018	NSF Check0610	0610	AGA0000	4010001001	999	Fund Cash Account	008008087	15,651.81	
1507772	10/24/2018	NSF Check0610	0610	AGA0000	4010000900	999	Fund Cash Account	008008087	550.00	
1507817	10/24/2018	Various Ch0069	0069	ARK0000	4099999900	122	Other Chargebacks			550.00
1507817	10/24/2018	Various Ch0710	0710	PWP2500	4047099000	999	Fund Cash Account		30.00	
1507817	10/24/2018	Various Ch0960	0960	SEF0100	4031005000	999	Fund Cash Account		44.00	
1507817	10/24/2018	Various Ch0960	0960	SMP0100	4031062000	999	Fund Cash Account		35.00	
1507817	10/24/2018	Various Ch0960	0960	SMP0500	4033002000	999	Fund Cash Account		250.00	
1507817	10/24/2018	Various Ch0960	0960	SMP0600	4033021000	999	Fund Cash Account		40.00	
1507817	10/24/2018	Various Ch0990	0990	MJA0100	4031005000	999	Fund Cash Account		30.00	
1507817	10/24/2018	Various Ch0960	0960	SEF0100	4041061000	999	Fund Cash Account		11.00	
1507817	10/24/2018	Various Ch0390	0390	TJW0100	4041004000	999	Fund Cash Account		110.00	
Totals for: 10/24/2018							Count: 16		23,067.57	23,067.57
1509439	10/26/2018	Various Ch0069	0069	ARK0000	4099999900	122	Other Chargebacks			692.32
1509439	10/26/2018	Various Ch0520	0520	NRS0001	4047009700	999	Fund Cash Account		474.21	
1509439	10/26/2018	Various Ch0520	0520	NRS0001	4049017000	999	Fund Cash Account		32.11	
1509439	10/26/2018	Various Ch0645	0645	BAA0100	4031068000	999	Fund Cash Account		122.50	
1509439	10/26/2018	Various Ch0800	0800	MLS0200	4033027000	999	Fund Cash Account		20.00	
1509439	10/26/2018	Various Ch0865	0865	NNH0530	4041028000	999	Fund Cash Account		43.50	
1509461	10/26/2018	Various Ch0069	0069	ARK0000	4099999900	122	Other Chargebacks			353.52
1509461	10/26/2018	Various Ch0400	0400	MRF0101	4048019000	999	Fund Cash Account		353.52	
Totals for: 10/26/2018							Count: 8		1,045.84	1,045.84
1511646	11/2/2018	NSF Check0069	0069	ARK0000	4099999900	120	DF&A Chargebacks			36,087.91
1511646	11/2/2018	NSF Check0610	0610	AGA0000	4010005000	999	Fund Cash Account	008008099	24,071.94	

Run Date: 1/2/2019
 Run Time: 8:50:02AM

Checks Charged Off Detail

Start Date: 7/1/2018 End Date: 12/31/2018

Page: 15
 User: 0

Jnl. Entry #	Trx. Date	Ref #	Agency	Fund	Rev Code	Ledger	Ledger Desc.	Description	Debit Amount	Credit Amount
1511646	11/2/2018	NSF Check0610	0610	AGA0000	4010006000	999	Fund Cash Account	008008099	400.00	
1511646	11/2/2018	NSF Check0610	0610	AGA0000	4010007000	999	Fund Cash Account	008008099	381.77	
1511646	11/2/2018	NSF Check0610	0610	AGA0000	4010001001	999	Fund Cash Account	008008099	7,609.20	
1511646	11/2/2018	NSF Check0610	0610	AGA0000	4010000900	999	Fund Cash Account	008008099	2,500.00	
1511646	11/2/2018	NSF Check0645	0645	BAA0100	4043007001	999	Fund Cash Account	008008099	1,125.00	
Totals for: 11/2/2018							Count: 7		36,087.91	36,087.91
1512198	11/5/2018	Various Ch0069	0069	ARK0000	4099999900	122	Other Chargebacks			575.00
1512198	11/5/2018	Various Ch0206	0206	NAI0000	4041002000	999	Fund Cash Account		350.00	
1512198	11/5/2018	Various Ch0206	0206	NAI0000	4042002000	999	Fund Cash Account		50.00	
1512198	11/5/2018	Various Ch0268	0268	NDB0000	4041002000	999	Fund Cash Account		175.00	
Totals for: 11/5/2018							Count: 4		575.00	575.00
1512643	11/6/2018	Various Ch0069	0069	ARK0000	4099999900	122	Other Chargebacks			650.00
1512643	11/6/2018	Various Ch0390	0390	TDP0100	4042002000	999	Fund Cash Account		500.00	
1512643	11/6/2018	Various Ch0710	0710	PWP2000	4047099000	999	Fund Cash Account		10.00	
1512643	11/6/2018	Various Ch0710	0710	PWP2500	4047099000	999	Fund Cash Account		40.00	
1512643	11/6/2018	Various Ch0390	0390	TJW0100	4041004000	999	Fund Cash Account		100.00	
Totals for: 11/6/2018							Count: 5		650.00	650.00
1512889	11/7/2018	NSF Check0069	0069	ARK0000	4099999900	120	DF&A Chargebacks			142,106.05
1512889	11/7/2018	NSF Check0610	0610	AGA0000	4010005000	999	Fund Cash Account	008008103	105,454.60	
1512889	11/7/2018	NSF Check0610	0610	AGA0000	4010006000	999	Fund Cash Account	008008103	1,530.00	
1512889	11/7/2018	NSF Check0610	0610	AGA0000	4010007000	999	Fund Cash Account	008008103	117.80	
1512889	11/7/2018	NSF Check0610	0610	AGA0000	4010001001	999	Fund Cash Account	008008103	34,206.80	
1512889	11/7/2018	NSF Check0610	0610	AGA0000	4010000900	999	Fund Cash Account	008008103	167.00	

Run Date: 1/2/2019
 Run Time: 8:50:02AM

Checks Charged Off Detail

Start Date: 7/1/2018 End Date: 12/31/2018

Page: 16
 User: 0

Jnl. Entry #	Trx. Date	Ref #	Agency	Fund	Rev Code	Ledger	Ledger Desc.	Description	Debit Amount	Credit Amount
1512889	11/7/2018	NSF Check	0930	TUT0000	4021009001	999	Fund Cash Account	008008103	629.85	
Totals for: 11/7/2018							Count: 7		142,106.05	142,106.05
1515003	11/13/2018	REV CHAF	0069	ARK0000	4099999900	120	DF&A Chargebacks			42.03
1515003	11/13/2018	REV CHAF	0630	TAX0000	4040016000	999	Fund Cash Account		42.03	
Totals for: 11/13/2018							Count: 2		42.03	42.03
1515386	11/14/2018	Various Ch	0069	ARK0000	4099999900	122	Other Chargebacks			3,807.50
1515386	11/14/2018	Various Ch	0248	NRE0001	4041012000	999	Fund Cash Account		30.00	
1515386	11/14/2018	Various Ch	0425	TSI4500	4031026000	999	Fund Cash Account		200.00	
1515386	11/14/2018	Various Ch	0455	NSW0107	4041010000	999	Fund Cash Account		3.33	
1515386	11/14/2018	Various Ch	0455	NSW0108	4041010000	999	Fund Cash Account		6.67	
1515386	11/14/2018	Various Ch	0645	BAA0100	4043003000	999	Fund Cash Account		97.50	
1515386	11/14/2018	Various Ch	0955	HUA3800	6080001000	999	Fund Cash Account		25.00	
1515386	11/14/2018	Various Ch	0960	SMP0100	4031062000	999	Fund Cash Account		15.00	
1515386	11/14/2018	Various Ch	0212	NBE0000	4043002000	999	Fund Cash Account		125.00	
1515386	11/14/2018	Various Ch	0212	NBE0000	4041007000	999	Fund Cash Account		75.00	
1515386	11/14/2018	Various Ch	0224	NLC0000	4043002000	999	Fund Cash Account		50.00	
1515386	11/14/2018	Various Ch	0292	NSA0000	4041007000	999	Fund Cash Account		80.00	
1515386	11/14/2018	Various Ch	0292	NSA0000	4042002000	999	Fund Cash Account		200.00	
1515386	11/14/2018	Various Ch	0228	NEC0000	4041007000	999	Fund Cash Account		300.00	
1515386	11/14/2018	Various Ch	0385	NVA0900	4044003000	999	Fund Cash Account		2,600.00	
Totals for: 11/14/2018							Count: 15		3,807.50	3,807.50
1515901	11/15/2018	NSF Check	0069	ARK0000	4099999900	120	DF&A Chargebacks			20,251.77
1515901	11/15/2018	NSF Check	0610	AGA0000	4010006000	999	Fund Cash Account	008008119	1,660.00	

Run Date: 1/2/2019
 Run Time: 8:50:02AM

Checks Charged Off Detail

Start Date: 7/1/2018 End Date: 12/31/2018

Page: 17
 User: 0

Jnl. Entry #	Trx. Date	Ref #	Agency	Fund	Rev Code	Ledger	Ledger Desc.	Description	Debit Amount	Credit Amount
1515901	11/15/2018	NSF Check0610	AGA0000	AGA0000	4010007000	999	Fund Cash Account	008008119	41.84	
1515901	11/15/2018	NSF Check0610	AGA0000	AGA0000	4010001001	999	Fund Cash Account	008008119	18,224.93	
1515901	11/15/2018	NSF Check0610	AGA0000	AGA0000	4010000900	999	Fund Cash Account	008008119	325.00	
1516013	11/15/2018	Various Ch0069	ARK0000	ARK0000	4099999900	122	Other Chargebacks			2,332.42
1516013	11/15/2018	Various Ch0211	MBB0100	MBB0100	4042002000	999	Fund Cash Account		1,800.00	
1516013	11/15/2018	Various Ch0480	HCA0100	HCA0100	4050003000	999	Fund Cash Account		2.42	
1516013	11/15/2018	Various Ch0645	BAA2000	BAA2000	4031019000	999	Fund Cash Account		50.00	
1516013	11/15/2018	Various Ch0211	SBL0000	SBL0000	4032110000	999	Fund Cash Account		48.00	
1516013	11/15/2018	Various Ch0211	MBB0200	MBB0200	4032110000	999	Fund Cash Account		120.00	
1516013	11/15/2018	Various Ch0211	HSC3702	HSC3702	4041048000	999	Fund Cash Account		240.00	
1516013	11/15/2018	Various Ch0211	MCD0100	MCD0100	4041012000	999	Fund Cash Account		72.00	
Totals for: 11/15/2018							Count: 13		22,584.19	22,584.19
1516628	11/16/2018	vchargeb0069	ARK0000	ARK0000	4099999900	122	Other Chargebacks		300.00	
1516628	11/16/2018	vchargeb0228	NEC0000	NEC0000	4041007000	999	Fund Cash Account			300.00
1516645	11/16/2018	various cha0069	ARK0000	ARK0000	4099999900	122	Other Chargebacks			200.00
1516645	11/16/2018	various cha0228	NEC0000	NEC0000	4041002000	999	Fund Cash Account		200.00	
Totals for: 11/16/2018							Count: 4		500.00	500.00
1517462	11/20/2018	Correct Joi0069	ARK0000	ARK0000	4099999900	120	DF&A Chargebacks			5,504.53
1517462	11/20/2018	Correct Joi0630	TAX0000	TAX0000	4040016000	999	Fund Cash Account		4,004.53	
1517462	11/20/2018	Correct Joi0630	AGA0000	AGA0000	4013006001	999	Fund Cash Account		1,500.00	
Totals for: 11/20/2018							Count: 3		5,504.53	5,504.53
1517762	11/21/2018	NSF Check0069	ARK0000	ARK0000	4099999900	120	DF&A Chargebacks			19,380.96
1517762	11/21/2018	NSF Check0610	AGA0000	AGA0000	4010005000	999	Fund Cash Account	008008127	7,430.46	

Run Date: 1/2/2019
 Run Time: 8:50:02AM

Checks Charged Off Detail

Start Date: 7/1/2018 End Date: 12/31/2018

Page: 18
 User: 0

Jnl. Entry #	Trx. Date	Ref #	Agency	Fund	Rev Code	Ledger	Ledger Desc.	Description	Debit Amount	Credit Amount
1517762	11/21/2018	NSF Check0610	AGA0000	AGA0000	4010007000	999	Fund Cash Account	008008127	280.00	
1517762	11/21/2018	NSF Check0610	AGA0000	AGA0000	4010001001	999	Fund Cash Account	008008127	11,391.76	
1517762	11/21/2018	NSF Check0610	AGA0000	AGA0000	4010000900	999	Fund Cash Account	008008127	278.74	
Totals for: 11/21/2018							Count: 5		19,380.96	19,380.96
1519909	11/27/2018	Various Ch0069	ARK0000	ARK0000	4099999900	122	Other Chargebacks			15,363.53
1519909	11/27/2018	Various Ch0248	NRE0001	NRE0001	4043002000	999	Fund Cash Account		50.00	
1519909	11/27/2018	Various Ch0248	NRE0002	NRE0002	4041028000	999	Fund Cash Account		25.00	
1519909	11/27/2018	Various Ch0283	NPB0000	NPB0000	4043002000	999	Fund Cash Account		70.00	
1519909	11/27/2018	Various Ch0425	TSI4500	TSI4500	4031026000	999	Fund Cash Account		70.00	
1519909	11/27/2018	Various Ch0710	PWD8600	PWD8600	4050001000	999	Fund Cash Account		14,798.53	
1519909	11/27/2018	Various Ch0710	PWP2500	PWP2500	4047099000	999	Fund Cash Account		20.00	
1519909	11/27/2018	Various Ch0292	NSA0000	NSA0000	4041007000	999	Fund Cash Account		80.00	
1519909	11/27/2018	Various Ch0292	NSA0000	NSA0000	4042002000	999	Fund Cash Account		200.00	
1519909	11/27/2018	Various Ch0090	RRA0000	RRA0000	4042007100	999	Fund Cash Account		50.00	
Totals for: 11/27/2018							Count: 10		15,363.53	15,363.53
1520239	11/28/2018	NSF Check0069	ARK0000	ARK0000	4099999900	120	DF&A Chargebacks			9,637.76
1520239	11/28/2018	NSF Check0610	AGA0000	AGA0000	4010005000	999	Fund Cash Account	008008130	1,873.66	
1520239	11/28/2018	NSF Check0610	AGA0000	AGA0000	4010007000	999	Fund Cash Account	008008130	2,383.22	
1520239	11/28/2018	NSF Check0610	AGA0000	AGA0000	4010001001	999	Fund Cash Account	008008130	3,809.20	
1520239	11/28/2018	NSF Check0610	AGA0000	AGA0000	4010000900	999	Fund Cash Account	008008130	1,571.68	
1520362	11/28/2018	Various Ch0069	ARK0000	ARK0000	4099999900	122	Other Chargebacks			310.00
1520362	11/28/2018	Various Ch0645	BAA0100	BAA0100	4033029000	999	Fund Cash Account		100.00	
1520362	11/28/2018	Various Ch0800	MLS0200	MLS0200	4033027000	999	Fund Cash Account		35.00	

Run Date: 1/2/2019
 Run Time: 8:50:02AM

Checks Charged Off Detail

Start Date: 7/1/2018 End Date: 12/31/2018

Page: 19
 User: 0

Jnl. Entry #	Trx. Date	Ref #	Agency	Fund	Rev Code	Ledger	Ledger Desc.	Description	Debit Amount	Credit Amount
1520362	11/28/2018	Various Ch0960	SEF0100	SEF0100	4031005000	999	Fund Cash Account		14.00	
1520362	11/28/2018	Various Ch0960	SMP0600	SMP0600	4033021000	999	Fund Cash Account		40.00	
1520362	11/28/2018	Various Ch0990	MJA0100	MJA0100	4031005000	999	Fund Cash Account		10.00	
1520362	11/28/2018	Various Ch0960	SEF0100	SEF0100	4041061000	999	Fund Cash Account		11.00	
1520362	11/28/2018	Various Ch0400	SDF0101	SDF0101	4044002000	999	Fund Cash Account		100.00	
1520369	11/28/2018	Var charge0069	ARK0000	ARK0000	4099999900	122	Other Chargebacks		10.00	
1520369	11/28/2018	Var charge0710	PWP2500	PWP2500	4047099000	999	Fund Cash Account			10.00
1520370	11/28/2018	var chgbac0069	ARK0000	ARK0000	4099999900	122	Other Chargebacks			10.00
1520370	11/28/2018	var chgbac0069	ARK0000	ARK0000	4099999900	300	Simmons Pine Bluff		10.00	
Totals for: 11/28/2018							Count: 17		9,967.76	9,967.76
1521874	12/3/2018	REV CHAF0630	ARK0000	ARK0000	4099999900	120	DF&A Chargebacks			117.50
1521874	12/3/2018	REV CHAF0630	TAX0000	TAX0000	4040016000	999	Fund Cash Account		117.50	
Totals for: 12/3/2018							Count: 2		117.50	117.50
1522568	12/5/2018	NSF Check0069	ARK0000	ARK0000	4099999900	120	DF&A Chargebacks			61,788.76
1522568	12/5/2018	NSF Check0610	AGA0000	AGA0000	4010005000	999	Fund Cash Account	008008141	1,200.00	
1522568	12/5/2018	NSF Check0610	AGA0000	AGA0000	4010006000	999	Fund Cash Account	008008141	31,456.00	
1522568	12/5/2018	NSF Check0610	AGA0000	AGA0000	4010007000	999	Fund Cash Account	008008141	4,468.75	
1522568	12/5/2018	NSF Check0610	AGA0000	AGA0000	4010001001	999	Fund Cash Account	008008141	21,434.34	
1522568	12/5/2018	NSF Check0610	AGA0000	AGA0000	4010000900	999	Fund Cash Account	008008141	368.05	
1522568	12/5/2018	NSF Check0329	SBB0100	SBB0100	4021006001	999	Fund Cash Account	008008141	2,861.62	
Totals for: 12/5/2018							Count: 7		61,788.76	61,788.76
1522808	12/6/2018	Various Ch0069	ARK0000	ARK0000	4099999900	122	Other Chargebacks			657.50
1522808	12/6/2018	Various Ch0425	TSI4500	TSI4500	4031026000	999	Fund Cash Account		110.00	

Run Date: 1/2/2019
 Run Time: 8:50:02AM

Checks Charged Off Detail

Start Date: 7/1/2018 End Date: 12/31/2018

Page: 20
 User: 0

Jnl. Entry #	Trx. Date	Ref #	Agency	Fund	Rev Code	Ledger	Ledger Desc.	Description	Debit Amount	Credit Amount
1522808	12/6/2018	Various	Ch0710	PWP2500	4047099000	999	Fund Cash Account		10.00	
1522808	12/6/2018	Various	Ch0710	SCT0100	4033019000	999	Fund Cash Account		50.00	
1522808	12/6/2018	Various	Ch0800	MLS0100	4031012000	999	Fund Cash Account		25.00	
1522808	12/6/2018	Various	Ch0960	SMP0100	4031062000	999	Fund Cash Account		22.50	
1522808	12/6/2018	Various	Ch0645	BAA2000	4042002000	999	Fund Cash Account		250.00	
1522808	12/6/2018	Various	Ch0645	BAA2000	4031079000	999	Fund Cash Account		100.00	
1522808	12/6/2018	Various	Ch0645	BAA2000	4031019000	999	Fund Cash Account		50.00	
1522808	12/6/2018	Various	Ch0645	MMT0200	4033027000	999	Fund Cash Account		40.00	
Totals for: 12/6/2018							Count: 10		657.50	657.50
1523825	12/7/2018	Various	Ch0069	ARK0000	4099999900	122	Other Chargebacks			700.00
1523825	12/7/2018	Various	Ch0385	NVA0900	4044003000	999	Fund Cash Account		700.00	
Totals for: 12/7/2018							Count: 2		700.00	700.00
1525512	12/12/2018	NSF Check	0069	ARK0000	4099999900	120	DF&A Chargebacks			115,130.17
1525512	12/12/2018	NSF Check	0610	AGA0000	4010005000	999	Fund Cash Account	008008154	5,155.55	
1525512	12/12/2018	NSF Check	0610	AGA0000	4010001001	999	Fund Cash Account	008008154	109,348.99	
1525512	12/12/2018	NSF Check	0610	AGA0000	4010000900	999	Fund Cash Account	008008154	241.00	
1525512	12/12/2018	NSF Check	0610	AGA0000	4010009001	999	Fund Cash Account	008008154	384.63	
Totals for: 12/12/2018							Count: 5		115,130.17	115,130.17
1525998	12/13/2018	Various ch	0069	ARK0000	4099999900	122	Other Chargebacks			75.00
1525998	12/13/2018	Various ch	0930	SAC0000	4033001000	999	Fund Cash Account		75.00	
Totals for: 12/13/2018							Count: 2		75.00	75.00
1527052	12/17/2018	Various	Ch0069	ARK0000	4099999900	122	Other Chargebacks			221,904.45

Run Date: 1/2/2019
 Run Time: 8:50:02AM

Checks Charged Off Detail

Start Date: 7/1/2018 End Date: 12/31/2018

Page: 21
 User: 0

Jnl. Entry #	Trx. Date	Ref #	Agency	Fund	Rev Code	Ledger	Ledger Desc.	Description	Debit Amount	Credit Amount
1527052	12/17/2018	Various Ch0630	TGI0000	TGI0000	6080001000	999	Fund Cash Account		217,684.45	
1527052	12/17/2018	Various Ch0610	FKM5000	FKM5000	2110007500	999	Fund Cash Account		4,220.00	
Totals for: 12/17/2018							Count: 3		221,904.45	221,904.45
1527837	12/19/2018	NSF Check0069	ARK0000	ARK0000	4099999900	120	DF&A Chargebacks			45,206.55
1527837	12/19/2018	NSF Check0610	AGA0000	AGA0000	4010005000	999	Fund Cash Account	008008160	22,759.54	
1527837	12/19/2018	NSF Check0610	AGA0000	AGA0000	4010007000	999	Fund Cash Account	008008160	169.24	
1527837	12/19/2018	NSF Check0610	AGA0000	AGA0000	4010001001	999	Fund Cash Account	008008160	21,672.91	
1527837	12/19/2018	NSF Check0610	AGA0000	AGA0000	4010000900	999	Fund Cash Account	008008160	604.86	
Totals for: 12/19/2018							Count: 5		45,206.55	45,206.55
1529417	12/20/2018	Varioius Ct0069	ARK0000	ARK0000	4099999900	122	Other Chargebacks			10,291.50
1529417	12/20/2018	Varioius Ct0390	TDP0100	TDP0100	6080001000	999	Fund Cash Account		1,359.00	
1529417	12/20/2018	Varioius Ct0425	TSI4500	TSI4500	4031026000	999	Fund Cash Account		50.00	
1529417	12/20/2018	Varioius Ct0645	BAA0100	BAA0100	4041028000	999	Fund Cash Account		122.50	
1529417	12/20/2018	Varioius Ct0710	PWP2500	PWP2500	4047099000	999	Fund Cash Account		20.00	
1529417	12/20/2018	Varioius Ct0385	NVA0000	NVA0000	4044003000	999	Fund Cash Account		465.00	
1529417	12/20/2018	Varioius Ct0224	NLC0000	NLC0000	4042002000	999	Fund Cash Account		2,750.00	
1529417	12/20/2018	Varioius Ct0224	NLC0000	NLC0000	4042002000	999	Fund Cash Account		2,750.00	
1529417	12/20/2018	Varioius Ct0385	NVA0900	NVA0900	4044003000	999	Fund Cash Account		2,725.00	
1529417	12/20/2018	Varioius Ct0390	TJW0100	TJW0100	4041004000	999	Fund Cash Account		50.00	
Totals for: 12/20/2018							Count: 10		10,291.50	10,291.50
1529941	12/21/2018	corr duplica0069	ARK0000	ARK0000	4099999900	122	Other Chargebacks		2,750.00	
1529941	12/21/2018	corr duplica0224	NLC0000	NLC0000	4042002000	999	Fund Cash Account			2,750.00

Run Date: 1/2/2019
Run Time: 8:50:02AM

Checks Charged Off Detail

Start Date: 7/1/2018 End Date: 12/31/2018

Page: 22
User: 0

Jnl. Entry #	Trx. Date	Ref #	Agency	Fund	Rev Code	Ledger	Ledger Desc.	Description	Debit Amount	Credit Amount
Totals for: 12/21/2018							Count: 2		2,750.00	2,750.00
1531448	12/31/2018	VARIOUS	0069	ARK0000	4099999900	122	Other Chargebacks			41,225.00
1531448	12/31/2018	VARIOUS	0090	RRA0000	4033014000	999	Fund Cash Account		41,190.00	
1531448	12/31/2018	VARIOUS	0090	RRA0000	4041055000	999	Fund Cash Account		35.00	
Totals for: 12/31/2018							Count: 3		41,225.00	41,225.00
Grand Total							Count: 419		1,299,041.25	1,299,041.25

Run Date: 1/2/2019
 Run Time: 8:51:23AM

Demand Account Activity

Start Date: 12/31/2018 End Date: 12/31/2018

Page: 1
 User: 0

Jnl. Entry	Ref #	Trx. Date	Ledger	Debit Amount	Credit Amount	
<u>230 - Regions Bank</u>						
1531345	1916740	12/31/2018	230	6,737.69		
1531342	1916739	12/31/2018	230	285.95		
1531338	1916737	12/31/2018	230	62.25		
1531339	1916738	12/31/2018	230	9.53		
1531409	192701205	12/31/2018	230		6,000,000.00	
Totals for: 230 - Regions Bank				Count: 5	7,095.42	6,000,000.00
<u>270 - Bank Of America</u>						
1531350	1916786	12/31/2018	270	11,523,864.02		
1531456	192701207EFT AIR	12/31/2018	270	9,881,976.69		
1531452	192701220	12/31/2018	270	8,000,000.00		
1531407	192701203	12/31/2018	270	7,050,750.00		
1531409	192701205	12/31/2018	270	6,000,000.00		
1531303	CD ACH Bank Trans	12/31/2018	270	5,000,000.00		
1531401	1916758	12/31/2018	270	730,604.57		
1531486	192701209IRPCC A	12/31/2018	270	459,285.48		
1531451	LEDGER CORR FR	12/31/2018	270	435,530.64		
1531386	1916752	12/31/2018	270	375,944.94		
1531378	1916749	12/31/2018	270	353,827.89		
1531335	1916759	12/31/2018	270	330,327.56		
1531365	1916765	12/31/2018	270	157,101.82		
1531372	1916747	12/31/2018	270	144,481.14		
1531361	1916746	12/31/2018	270	85,274.88		
1531388	1916753	12/31/2018	270	80,395.89		
1531357	1916744	12/31/2018	270	73,317.51		
1531377	1916769	12/31/2018	270	62,310.69		
1531374	1916748	12/31/2018	270	40,212.37		
1531364	1916764	12/31/2018	270	39,155.93		
1531333	1916782	12/31/2018	270	36,642.00		
1531382	1916751	12/31/2018	270	26,920.11		
1531356	1916787	12/31/2018	270	23,850.00		
1531375	1916768	12/31/2018	270	20,880.00		
1531353	1916763	12/31/2018	270	20,783.34		
1531423	192701211	12/31/2018	270	18,651.34		
1531371	1916778	12/31/2018	270	17,204.24		
1531360	1916788	12/31/2018	270	13,191.06		
1531363	1916789	12/31/2018	270	12,930.00		
1531358	1916775	12/31/2018	270	11,621.29		
1531390	1916754	12/31/2018	270	10,729.23		
1531428	192701213	12/31/2018	270	10,550.22		
1531400	1916800	12/31/2018	270	10,440.00		
1531344	1916784	12/31/2018	270	10,186.75		
1531346	1916761	12/31/2018	270	9,204.41		
1531352	1916742	12/31/2018	270	8,728.00		
1531341	1916783	12/31/2018	270	6,975.47		
1531354	1916774	12/31/2018	270	6,360.86		
1531362	1916776	12/31/2018	270	6,300.00		
1531366	19167777	12/31/2018	270	6,300.00		
1531426	1916813	12/31/2018	270	5,943.87		
1531379	1916770	12/31/2018	270	5,780.06		
1531393	1916755	12/31/2018	270	5,504.04		
1531310	1916771	12/31/2018	270	5,469.65		
1531380	1916750	12/31/2018	270	4,871.71		
1531397	1916756	12/31/2018	270	3,784.36		

Run Date: 1/2/2019
 Run Time: 8:51:23AM

Demand Account Activity

Start Date: 12/31/2018 End Date: 12/31/2018

Page: 2
 User: 0

Jnl. Entry	Ref #	Trx. Date	Ledger	Debit Amount	Credit Amount	
1531348	1916785	12/31/2018	270	3,107.73		
1531399	1916757	12/31/2018	270	3,049.89		
1531355	1916743	12/31/2018	270	2,350.70		
1531340	1916772	12/31/2018	270	1,988.64		
1531464	192701208IFTA AIR	12/31/2018	270	1,980.97		
1531395	1916781	12/31/2018	270	1,952.62		
1531373	1916792	12/31/2018	270	1,651.00		
1531351	1916762	12/31/2018	270	1,576.79		
1531347	1916773	12/31/2018	270	1,532.87		
1531367	1916790	12/31/2018	270	1,380.00		
1531396	1916799	12/31/2018	270	1,205.39		
1531343	1916760	12/31/2018	270	886.15		
1531391	1916780	12/31/2018	270	759.67		
1531368	1916766	12/31/2018	270	482.88		
1531384	1916794	12/31/2018	270	260.00		
1531370	1916791	12/31/2018	270	240.00		
1531392	1916798	12/31/2018	270	180.00		
1531349	1916741	12/31/2018	270	132.16		
1531383	1916793	12/31/2018	270	130.00		
1531359	1916745	12/31/2018	270	28.67		
1531385	1916795	12/31/2018	270	22.80		
1531387	1916796	12/31/2018	270	22.80		
1531389	1916797	12/31/2018	270	14.40		
1531369	1916767	12/31/2018	270	10.49		
1531302	CD ACH Bank Trans	12/31/2018	270		10,213,000.00	
1531408	192701204	12/31/2018	270		11,131,485.99	
1531411	192701206	12/31/2018	270		8,342,370.20	
1531413	192701207	12/31/2018	270		11,523,864.02	
1531427	192701212	12/31/2018	270		18,651.34	
1531462	192701207	12/31/2018	270		8,000,000.00	
Totals for:	270 - Bank Of America		Count:	76	51,169,110.65	49,229,371.55

Run Date: 1/2/2019
 Run Time: 8:51:23AM

Demand Account Activity

Start Date: 12/31/2018 End Date: 12/31/2018

Page: 3
 User: 0

Jnl. Entry	Ref #	Trx. Date	Ledger	Debit Amount	Credit Amount	
<u>300 - Simmons Pine Bluff</u>						
1531458	193001209 AIRS TA	12/31/2018	300	19,677,290.89		
1531462	192701207	12/31/2018	300	8,000,000.00		
1531445	193001203	12/31/2018	300	4,139,544.04		
1531459	193001210 AIRS DE	12/31/2018	300	3,164,225.52		
1531460	193001211 AIRS DE	12/31/2018	300	910,562.84		
1531457	193001208 AIRS TA	12/31/2018	300	15,043.94		
1531455	193001207 AIRS TA	12/31/2018	300	9,329.10		
1531436	193001201	12/31/2018	300	5,094.75		
1531461	193001212 AIRS DE	12/31/2018	300	3,024.44		
1531463	193001213 AIRS DE	12/31/2018	300	670.17		
1531444	193001202	12/31/2018	300	199.13		
1531415	192701208	12/31/2018	300		2,836,158.27	
1531446	193001204	12/31/2018	300		6,453.00	
1531452	192701220	12/31/2018	300		8,000,000.00	
Totals for: 300 - Simmons Pine Bluff				Count:	14	35,924,984.82
						10,842,611.27

Run Date: 1/2/2019
 Run Time: 8:51:23AM

Demand Account Activity

Start Date: 12/31/2018 End Date: 12/31/2018

Page: 4
 User: 0

Jnl. Entry	Ref #	Trx. Date	Ledger	Debit Amount	Credit Amount	
<u>398 - BAML-Safekeeping</u>						
1531433	192701217	12/31/2018	398	37,850,983.32		
1531332	192701201	12/31/2018	398	16,948,433.33		
1531431	192701215	12/31/2018	398	6,629,661.89		
1531439	1916817	12/31/2018	398	51,566.67		
1531437	1916815	12/31/2018	398	25,016.68		
1531438	1916816	12/31/2018	398	10,338.11		
1531404	192701202	12/31/2018	398		9,949,250.00	
1531407	192701203	12/31/2018	398		7,050,750.00	
1531423	192701211	12/31/2018	398		18,651.34	
1531428	192701213	12/31/2018	398		10,550.22	
1531430	192701214	12/31/2018	398		6,629,449.78	
1531432	192701216	12/31/2018	398		37,857,348.66	
Totals for:	398 - BAML-Safekeeping			Count: 12	61,516,000.00	61,516,000.00
	Grand Total			Count: 107	148,617,190.89	127,587,982.82

Run Date: 1/2/2019
 Run Time: 8:52:21AM

Demand Account Activity

Start Date: 7/1/2018 End Date: 12/31/2018

Page: 1
 User: 0

Jnl. Entry	Ref #	Trx. Date	Ledger	Debit Amount	Credit Amount
225 - US Bank					
1465756	192700703	7/10/2018	225	49,000.00	
1466254	1900600	7/11/2018	225	2.99	
1466301	VAULT CASH	7/11/2018	225		49,450.00
1478115	1903514	8/9/2018	225	3.08	
1491282	1906774	9/14/2018	225	3.07	
1502191	1909404	10/10/2018	225	2.97	
1505039	192701015	10/16/2018	225	27,000.00	
1505643	192251001	10/18/2018	225		27,150.00
1514899	1912443	11/13/2018	225	3.10	
1525575	1915254	12/12/2018	225	2.97	
Totals for: 225 - US Bank			Count:	10	76,018.18
					76,600.00
230 - Regions Bank					
1463811	1900052	7/5/2018	230	148,631.98	
1463860	1900105	7/5/2018	230	59,692.00	
1463881	1900081	7/5/2018	230	24,828.03	
1463546	1900051	7/5/2018	230	16,414.14	
1463882	1900082	7/5/2018	230	4,176.76	
1463824	1900062	7/5/2018	230	2,169.60	
1463883	1900083	7/5/2018	230	72.80	
1463852	192300701	7/5/2018	230		1,000,000.00
1463928	1900138	7/6/2018	230	149,271.28	
1464926	1900209	7/6/2018	230	120,098.28	
1464822	1900139	7/6/2018	230	116,788.16	
1464928	1900210	7/6/2018	230	104,410.40	
1464925	1900208	7/6/2018	230	19,022.54	
1464824	1900141	7/6/2018	230	18,429.83	
1464823	1900140	7/6/2018	230	4,906.86	
1464924	1900207	7/6/2018	230	1,296.83	
1465301	1900273	7/9/2018	230	14,638,859.00	
1465401	1900325	7/9/2018	230	23,093.40	
1465399	1900324	7/9/2018	230	17,572.53	
1465449	1900376	7/9/2018	230	2,086.22	
1464989	1900323	7/9/2018	230	1.54	
1465353	192300701	7/9/2018	230		15,000,000.00
1465859	1900448	7/10/2018	230	533,943.25	
1465839	1900443	7/10/2018	230	460,208.23	
1465873	1900493	7/10/2018	230	107,028.93	
1465762	1900391	7/10/2018	230	44,777.10	
1465844	1900445	7/10/2018	230	19,547.51	
1465853	1900447	7/10/2018	230	12,677.30	
1465760	1900390	7/10/2018	230	3,310.52	
1465837	1900442	7/10/2018	230	3,210.03	
1465841	1900444	7/10/2018	230	893.74	
1465851	1900446	7/10/2018	230	6.57	
1466320	Back Out Journal Er	7/11/2018	230	1,500,000.00	
1466309	1900648	7/11/2018	230	28,444.16	
1466306	1900647	7/11/2018	230	9,789.72	
1466303	1900646	7/11/2018	230	301.03	
1466256	1900602	7/11/2018	230	185.74	
1466293	192300702	7/11/2018	230		1,500,000.00
1466774	1900800	7/12/2018	230	272.52	
1467151	1900816	7/13/2018	230	12,148,957.00	
1467277	1900909	7/13/2018	230	252,000.00	

Run Date: 1/2/2019
 Run Time: 8:52:21AM

Demand Account Activity

Start Date: 7/1/2018 End Date: 12/31/2018

Page: 2
 User: 0

Jnl. Entry	Ref #	Trx. Date	Ledger	Debit Amount	Credit Amount
1467211	1900849	7/13/2018	230	138,685.16	
1467209	1900847	7/13/2018	230	116,007.55	
1466786	1900808	7/13/2018	230	36,525.04	
1467276	1900908	7/13/2018	230	13,956.12	
1467148	1900815	7/13/2018	230	13,162.08	
1467160	1900811	7/13/2018	230	12,757.22	
1467154	1900810	7/13/2018	230	7,440.00	
1467150	1900809	7/13/2018	230	4,005.16	
1467172	1900813	7/13/2018	230	840.00	
1467177	1900814	7/13/2018	230	131.56	
1467212	1900850	7/13/2018	230	80.11	
1467210	1900848	7/13/2018	230	19.04	
1467167	1900812	7/13/2018	230	1.06	
1467191	192300701	7/13/2018	230		14,000,000.00
1467874	1901043	7/16/2018	230	431,290.02	
1467847	1901011	7/16/2018	230	95,867.25	
1467810	1900970	7/16/2018	230	59,127.36	
1467860	1901014	7/16/2018	230	38,162.93	
1467840	1901003	7/16/2018	230	20,160.00	
1467815	1900971	7/16/2018	230	15,309.13	
1467855	1901012	7/16/2018	230	4,712.37	
1467857	1901013	7/16/2018	230	3,152.42	
1467816	1900972	7/16/2018	230	433.77	
1468364	Back Out Journal Er	7/17/2018	230	1,000,000.00	
1468342	1901212	7/17/2018	230	730,339.00	
1468290	1901150	7/17/2018	230	72,406.43	
1467916	1901053	7/17/2018	230	71,245.13	
1468178	1901055	7/17/2018	230	39,235.23	
1468270	1901148	7/17/2018	230	33,329.67	
1468172	1901057	7/17/2018	230	25,000.00	
1468292	1901151	7/17/2018	230	10,105.53	
1468173	1901054	7/17/2018	230	4,750.00	
1467917	1901056	7/17/2018	230	356.32	
1468286	1901149	7/17/2018	230	82.10	
1468361	192700726	7/17/2018	230		1,000,000.00
1468354	182700714	7/17/2018	230		45.00
1469150	1901344	7/18/2018	230	165,057.01	
1469098	1901293	7/18/2018	230	55,891.87	
1469103	1901296	7/18/2018	230	20,050.90	
1469135	1901343	7/18/2018	230	18,841.10	
1469102	1901295	7/18/2018	230	1,313.47	
1469101	1901294	7/18/2018	230	83.48	
1469162	192700721	7/18/2018	230		1,000,000.00
1470260	1901401	7/19/2018	230	23,622,215.00	
1470331	1901460	7/19/2018	230	126,863.59	
1470224	1901377	7/19/2018	230	84,395.04	
1470336	1901464	7/19/2018	230	68,776.00	
1470330	1901459	7/19/2018	230	66,363.77	
1470335	1901463	7/19/2018	230	30,061.20	
1470219	1901376	7/19/2018	230	21,799.23	
1470334	1901462	7/19/2018	230	3,562.79	
1470333	1901461	7/19/2018	230	1,268.62	
1470289	182700709	7/19/2018	230		25,000,000.00
1470752	1901528	7/20/2018	230	122,888.52	
1470936	1901677	7/20/2018	230	105,341.17	
1470942	1901680	7/20/2018	230	48,433.82	

Run Date: 1/2/2019
 Run Time: 8:52:21AM

Demand Account Activity

Start Date: 7/1/2018 End Date: 12/31/2018

Page: 3
 User: 0

Jnl. Entry	Ref #	Trx. Date	Ledger	Debit Amount	Credit Amount
1470945	1901681	7/20/2018	230	10,922.47	
1470756	1901530	7/20/2018	230	3,360.01	
1470913	1901679	7/20/2018	230	2,648.48	
1470754	1901529	7/20/2018	230	2,505.73	
1470758	1901531	7/20/2018	230	1,699.31	
1470895	1901678	7/20/2018	230	1,111.54	
1470941	1901682	7/20/2018	230	177.08	
1470405	1901527	7/20/2018	230	41.75	
1471305	1901768	7/23/2018	230	27,079.44	
1471297	1901766	7/23/2018	230	59.34	
1471301	1901767	7/23/2018	230	46.88	
1470966	1901706	7/23/2018	230	35.31	
1471400	1901844	7/24/2018	230	264,628.16	
1471799	1901886	7/24/2018	230	46,579.62	
1471801	1901888	7/24/2018	230	39,357.61	
1471851	1901932	7/24/2018	230	33,273.07	
1471736	1901846	7/24/2018	230	16,050.00	
1471731	1901845	7/24/2018	230	14,483.09	
1471800	1901887	7/24/2018	230	3,168.54	
1471803	1901890	7/24/2018	230	974.56	
1471802	1901889	7/24/2018	230	1.02	
1472211	1901985	7/25/2018	230	129,872.54	
1472171	1901949	7/25/2018	230	63,277.97	
1472206	1901988	7/25/2018	230	13,236.14	
1472253	1902012	7/25/2018	230	1,458.34	
1472219	1901987	7/25/2018	230	816.52	
1472217	1901986	7/25/2018	230	14.33	
1472281	192300701	7/25/2018	230		1,000,000.00
1472750	1902177	7/26/2018	230	11,950,746.00	
1472751	1902178	7/26/2018	230	623,272.00	
1472698	1902127	7/26/2018	230	59,077.04	
1472732	1902154	7/26/2018	230	38,595.00	
1472728	1902153	7/26/2018	230	16,824.92	
1472697	1902126	7/26/2018	230	5,526.72	
1472696	1902125	7/26/2018	230	614.04	
1472702	1902128	7/26/2018	230	20.10	
1472694	192300701	7/26/2018	230		13,000,000.00
1473058	1902193	7/27/2018	230	177,939.43	
1473055	1902192	7/27/2018	230	85,705.98	
1473101	1902233	7/27/2018	230	33,881.67	
1473100	1902232	7/27/2018	230	2,801.63	
1473099	1902231	7/27/2018	230	366.29	
1473102	1902234	7/27/2018	230	17.83	
1473625	1902429	7/30/2018	230	19,356,254.68	
1473627	1902430	7/30/2018	230	1,255,897.27	
1473598	1902427	7/30/2018	230	194,182.19	
1473561	1902390	7/30/2018	230	1,866.85	
1473565	1902392	7/30/2018	230	1,666.83	
1473564	1902391	7/30/2018	230	6.75	
1473607	192300701	7/30/2018	230		20,000,000.00
1473959	1902455	7/31/2018	230	215,127.70	
1474037	1902541	7/31/2018	230	85,968.06	
1474046	1902542	7/31/2018	230	34,546.73	
1473961	1902456	7/31/2018	230	17,886.41	
1474000	1902511	7/31/2018	230	15,287.00	
1474048	1902543	7/31/2018	230	95.14	

Run Date: 1/2/2019
 Run Time: 8:52:21AM

Demand Account Activity

Start Date: 7/1/2018 End Date: 12/31/2018

Page: 4
 User: 0

Jnl. Entry	Ref #	Trx. Date	Ledger	Debit Amount	Credit Amount
1474775	1902699	8/1/2018	230	152,448.02	
1474751	1902647	8/1/2018	230	111,101.50	
1474615	1902595	8/1/2018	230	54,276.17	
1474685	1902596	8/1/2018	230	25,000.00	
1474804	1902700	8/1/2018	230	16,985.80	
1474744	1902644	8/1/2018	230	15,395.73	
1474745	1902645	8/1/2018	230	1,146.12	
1474748	1902646	8/1/2018	230	6.35	
1474798	192300801	8/1/2018	230		2,000,000.00
1475940	1902797	8/2/2018	230	138,639.43	
1475873	1902729	8/2/2018	230	83,266.77	
1475939	1902796	8/2/2018	230	65,826.14	
1475874	1902730	8/2/2018	230	14,158.02	
1475871	1902728	8/2/2018	230	9,696.58	
1475942	1902798	8/2/2018	230	3,562.75	
1475943	1902799	8/2/2018	230	1,447.40	
1476390	192700807	8/3/2018	230	13,000,000.00	
1476374	1902966	8/3/2018	230	11,994,770.00	
1476303	1902894	8/3/2018	230	73,634.26	
1476308	1902898	8/3/2018	230	15,324.13	
1476300	1902891	8/3/2018	230	5,906.15	
1476301	1902892	8/3/2018	230	2,310.16	
1476304	1902895	8/3/2018	230	2,143.39	
1476302	1902893	8/3/2018	230	600.00	
1476305	1902896	8/3/2018	230	424.53	
1476306	1902897	8/3/2018	230	175.57	
1476352	192700802	8/3/2018	230		12,000,000.00
1476680	1902983	8/6/2018	230	29,551.83	
1476663	1903023	8/6/2018	230	3,554.18	
1476718	1903026	8/6/2018	230	502.48	
1476703	1903025	8/6/2018	230	44.12	
1476668	1903024	8/6/2018	230	12.93	
1476743	Correct Journal Entr	8/6/2018	230		13,000,000.00
1477039	1903128	8/7/2018	230	294,992.44	
1477038	1903127	8/7/2018	230	49,135.95	
1477159	1903203	8/7/2018	230	40,504.17	
1477190	1903242	8/7/2018	230	12,641.72	
1477040	1903129	8/7/2018	230	2,688.15	
1477161	1903241	8/7/2018	230	1,428.18	
1477191	1903243	8/7/2018	230	347.91	
1477576	1903319	8/8/2018	230	18,664.42	
1477580	1903320	8/8/2018	230	9,091.35	
1477612	1903346	8/8/2018	230	840.00	
1477613	1903347	8/8/2018	230	436.14	
1478012	1903419	8/9/2018	230	14,074,073.00	
1478126	1903521	8/9/2018	230	78,241.11	
1478008	1903417	8/9/2018	230	48,171.34	
1478006	1903415	8/9/2018	230	31,412.39	
1478009	1903418	8/9/2018	230	15,531.83	
1478007	1903416	8/9/2018	230	13,532.40	
1478066	1903471	8/9/2018	230	791.62	
1478122	1903519	8/9/2018	230	722.27	
1478067	1903472	8/9/2018	230	80.06	
1478065	1903470	8/9/2018	230	40.05	
1477965	192700802	8/9/2018	230		15,000,000.00
1478391	1903546	8/10/2018	230	173,276.50	

Run Date: 1/2/2019
 Run Time: 8:52:21AM

Demand Account Activity

Page: 5
 User: 0

Start Date: 7/1/2018 End Date: 12/31/2018

Jnl. Entry	Ref #	Trx. Date	Ledger	Debit Amount	Credit Amount
1478538	1903662	8/10/2018	230	78,241.11	
1478520	1903646	8/10/2018	230	67,138.98	
1478395	1903548	8/10/2018	230	51,335.54	
1478394	1903547	8/10/2018	230	38,096.65	
1478524	1903647	8/10/2018	230	33,797.58	
1478525	1903648	8/10/2018	230	21,501.94	
1478507	1903635	8/10/2018	230	6.97	
1478991	1903781	8/13/2018	230	138,004.57	
1478985	1903779	8/13/2018	230	3,746.38	
1478990	1903780	8/13/2018	230	727.17	
1478984	1903778	8/13/2018	230	638.91	
1478983	1903777	8/13/2018	230	55.52	
1478982	1903776	8/13/2018	230	20.28	
1479020	1903802	8/14/2018	230	98,538.86	
1479373	1903871	8/14/2018	230	6,012.24	
1479282	1903803	8/14/2018	230	4,355.00	
1479376	1903872	8/14/2018	230	10.94	
1479914	1904097	8/15/2018	230	18,920,362.00	
1479782	1904016	8/15/2018	230	517,704.00	
1479864	1904059	8/15/2018	230	150,110.40	
1479764	1903975	8/15/2018	230	88,245.40	
1479765	1903976	8/15/2018	230	28,548.43	
1479470	1903973	8/15/2018	230	25,000.00	
1479763	1903974	8/15/2018	230	23,146.85	
1479866	1904060	8/15/2018	230	16,985.80	
1479868	1904061	8/15/2018	230	10,109.89	
1479766	1903977	8/15/2018	230	6,506.96	
1479870	1904062	8/15/2018	230	42.52	
1479872	1904063	8/15/2018	230	22.43	
1479873	1904064	8/15/2018	230	1.00	
1479900	192300801	8/15/2018	230		4,000,000.00
1479931	192300802	8/15/2018	230		10,000,000.00
1481162	1904166	8/16/2018	230	65,496.01	
1481167	1904170	8/16/2018	230	28,558.45	
1481168	1904171	8/16/2018	230	13,398.88	
1481163	1904167	8/16/2018	230	11,601.52	
1481166	1904169	8/16/2018	230	3,858.20	
1481164	1904168	8/16/2018	230	1,407.01	
1481117	192300801	8/16/2018	230		6,000,000.00
1481546	1904285	8/17/2018	230	172,945.95	
1481495	1904258	8/17/2018	230	49,329.60	
1481548	1904287	8/17/2018	230	6,001.16	
1481547	1904286	8/17/2018	230	4,595.03	
1481654	1904379	8/17/2018	230	400.96	
1481544	1904284	8/17/2018	230	77.90	
1482102	1904453	8/20/2018	230	326,469.42	
1482108	1904459	8/20/2018	230	185,875.26	
1482101	1904452	8/20/2018	230	142,416.90	
1482187	1904529	8/20/2018	230	86,000.00	
1482104	1904455	8/20/2018	230	62,492.76	
1482107	1904458	8/20/2018	230	31,990.20	
1482100	1904451	8/20/2018	230	11,500.00	
1481676	1904399	8/20/2018	230	6,988.72	
1482106	1904457	8/20/2018	230	3,184.66	
1482023	1904400	8/20/2018	230	1,729.84	
1482103	1904454	8/20/2018	230	44.10	

Run Date: 1/2/2019
 Run Time: 8:52:21AM

Demand Account Activity

Start Date: 7/1/2018 End Date: 12/31/2018

Page: 6
 User: 0

Jnl. Entry	Ref #	Trx. Date	Ledger	Debit Amount	Credit Amount
1482105	1904456	8/20/2018	230	8.63	
1482598	1904636	8/21/2018	230	164,902.80	
1482510	1904558	8/21/2018	230	87,876.04	
1482196	1904534	8/21/2018	230	68,227.62	
1482467	1904535	8/21/2018	230	28,559.12	
1482489	1904557	8/21/2018	230	57.57	
1482511	1904559	8/21/2018	230	20.77	
1482506	192300801	8/21/2018	230		1,000,000.00
1483013	1904655	8/22/2018	230	100,000.00	
1483038	1904683	8/22/2018	230	12,412.56	
1483046	1904687	8/22/2018	230	10,198.36	
1483014	1904656	8/22/2018	230	5,500.00	
1483045	1904686	8/22/2018	230	3,468.39	
1483043	1904684	8/22/2018	230	36.43	
1483044	1904685	8/22/2018	230	10.35	
1483010	192300801	8/22/2018	230		1,000,000.00
1483526	1904892	8/23/2018	230	14,524,187.00	
1483531	1904894	8/23/2018	230	107,000.00	
1483529	1904893	8/23/2018	230	82,952.72	
1483126	1904759	8/23/2018	230	8,767.45	
1483464	1904831	8/23/2018	230	2,007.82	
1483463	1904830	8/23/2018	230	1,139.25	
1483465	1904832	8/23/2018	230	16.93	
1483534	192300803	8/23/2018	230		7,000,000.00
1483535	192300807	8/23/2018	230		8,000,000.00
1483853	1904924	8/24/2018	230	221,809.46	
1483850	1904922	8/24/2018	230	142,053.37	
1483852	1904923	8/24/2018	230	4,209.32	
1483925	1904992	8/24/2018	230	2,947.48	
1483922	1904991	8/24/2018	230	707.94	
1483917	1904990	8/24/2018	230	299.76	
1483931	1904994	8/24/2018	230	146.15	
1483928	1904993	8/24/2018	230	57.30	
1484325	1905093	8/27/2018	230	43,099.67	
1484367	1905131	8/27/2018	230	33,259.93	
1484397	1905160	8/27/2018	230	26,638.73	
1484322	1905091	8/27/2018	230	10,503.38	
1484326	1905094	8/27/2018	230	4,566.37	
1484327	1905095	8/27/2018	230	845.90	
1484324	1905092	8/27/2018	230	9.56	
1484705	1905194	8/28/2018	230	191,766.97	
1484768	1905252	8/28/2018	230	79,018.76	
1484713	1905195	8/28/2018	230	8,101.34	
1484766	1905251	8/28/2018	230	71.40	
1484758	1905250	8/28/2018	230	17.91	
1485159	1905327	8/29/2018	230	160,339.83	
1485232	1905407	8/29/2018	230	151,054.48	
1485163	1905328	8/29/2018	230	125,166.35	
1485123	1905302	8/29/2018	230	54,762.10	
1485234	1905409	8/29/2018	230	25,349.19	
1485178	1905332	8/29/2018	230	21,005.06	
1485233	1905408	8/29/2018	230	16,985.84	
1485124	1905303	8/29/2018	230	7,924.62	
1485175	1905331	8/29/2018	230	3,090.83	
1485235	1905410	8/29/2018	230	2,540.91	
1485167	1905329	8/29/2018	230	2,140.69	

Run Date: 1/2/2019
 Run Time: 8:52:21AM

Demand Account Activity

Start Date: 7/1/2018 End Date: 12/31/2018

Page: 7
 User: 0

Jnl. Entry	Ref #	Trx. Date	Ledger	Debit Amount	Credit Amount
1485170	1905330	8/29/2018	230	578.64	
1484814	1905301	8/29/2018	230	188.75	
1485180	1905333	8/29/2018	230	14.09	
1486526	1905549	8/30/2018	230	9,076,007.00	
1486408	1905458	8/30/2018	230	230,085.76	
1486430	1905481	8/30/2018	230	160,691.43	
1486445	1905485	8/30/2018	230	113,555.80	
1486444	1905484	8/30/2018	230	70,886.12	
1486409	1905459	8/30/2018	230	46,699.76	
1486412	1905460	8/30/2018	230	25,417.00	
1486407	1905457	8/30/2018	230	11,448.00	
1486440	1905482	8/30/2018	230	3,562.78	
1486441	1905483	8/30/2018	230	1,661.45	
1486529	193000827	8/30/2018	230		10,000,000.00
1486798	1905562	8/31/2018	230	123,285.34	
1486801	1905563	8/31/2018	230	25,000.00	
1486946	1905669	8/31/2018	230	3,717.92	
1486536	1905561	8/31/2018	230	2,120.24	
1486951	1905670	8/31/2018	230	1,235.46	
1486954	1905671	8/31/2018	230	56.12	
1486957	1905672	8/31/2018	230	14.70	
1486823	192700803	8/31/2018	230		1,000,000.00
1487241	1905724	9/4/2018	230	299,468.23	
1487220	1905710	9/4/2018	230	56,186.83	
1487313	1905777	9/4/2018	230	31,602.47	
1487312	1905776	9/4/2018	230	22,953.92	
1487311	1905775	9/4/2018	230	14,962.00	
1487314	1905778	9/4/2018	230	6,341.21	
1487240	1905723	9/4/2018	230	4,313.43	
1487237	1905721	9/4/2018	230	2,025.87	
1487221	1905711	9/4/2018	230	446.69	
1487238	1905722	9/4/2018	230	54.00	
1487618	1905816	9/5/2018	230	340,564.44	
1487621	1905819	9/5/2018	230	47,429.63	
1487715	1905907	9/5/2018	230	8,709.05	
1487589	1905787	9/5/2018	230	3,000.00	
1487620	1905818	9/5/2018	230	315.71	
1487619	1905817	9/5/2018	230	22.26	
1488016	1905960	9/6/2018	230	59,148.50	
1488085	1906003	9/6/2018	230	40,012.96	
1488049	1905962	9/6/2018	230	15,746.76	
1488094	1906005	9/6/2018	230	13,058.01	
1488090	1906004	9/6/2018	230	10,217.63	
1488098	1906006	9/6/2018	230	7,257.00	
1488047	1905961	9/6/2018	230	3,645.16	
1487936	192300901	9/6/2018	230		1,000,000.00
1488539	1906187	9/7/2018	230	13,137,740.00	
1488392	1906045	9/7/2018	230	193,620.75	
1488499	1906109	9/7/2018	230	43,662.30	
1488497	1906108	9/7/2018	230	12,600.00	
1488517	1906107	9/7/2018	230	7,021.33	
1488389	1906044	9/7/2018	230	5,577.28	
1488513	1906166	9/7/2018	230	2,087.89	
1488511	1906165	9/7/2018	230	1,037.29	
1488508	1906111	9/7/2018	230	840.00	
1488505	1906110	9/7/2018	230	414.36	

Run Date: 1/2/2019
 Run Time: 8:52:21AM

Demand Account Activity

Start Date: 7/1/2018 End Date: 12/31/2018

Page: 8
 User: 0

Jnl. Entry	Ref #	Trx. Date	Ledger	Debit Amount	Credit Amount
1488561	193000901	9/7/2018	230		12,000,000.00
1488579	192700902	9/7/2018	230		1,000,000.00
1488991	1906349	9/10/2018	230	21,587.54	
1488914	1906274	9/10/2018	230	2,061.67	
1488913	1906273	9/10/2018	230	1,872.25	
1488916	1906276	9/10/2018	230	1,428.05	
1488917	1906277	9/10/2018	230	653.99	
1488915	1906275	9/10/2018	230	11.20	
1489029	1906366	9/11/2018	230	132,885.12	
1489451	1906504	9/11/2018	230	96,353.31	
1489312	1906368	9/11/2018	230	18,115.07	
1489310	1906367	9/11/2018	230	7,258.37	
1489449	1906502	9/11/2018	230	918.85	
1489450	1906503	9/11/2018	230	6.43	
1489840	1906613	9/12/2018	230	151,213.69	
1489854	1906631	9/12/2018	230	59,259.89	
1489831	1906614	9/12/2018	230	18,092.57	
1489786	1906566	9/12/2018	230	15,644.36	
1489784	1906565	9/12/2018	230	258.98	
1489781	1906564	9/12/2018	230	137.66	
1489463	1906515	9/12/2018	230	76.50	
1489779	1906563	9/12/2018	230	24.71	
1489776	192300905	9/12/2018	230		1,000,000.00
1489981	1906699	9/13/2018	230	11,939,102.00	
1489945	1906693	9/13/2018	230	100,000.00	
1489866	1906640	9/13/2018	230	99,550.82	
1489954	1906697	9/13/2018	230	88,518.62	
1489975	1906698	9/13/2018	230	66,626.47	
1489868	1906641	9/13/2018	230	50,205.00	
1489949	1906694	9/13/2018	230	47,537.12	
1489869	1906642	9/13/2018	230	25,000.00	
1489953	1906696	9/13/2018	230	3,562.78	
1489900	1906695	9/13/2018	230	1,273.85	
1489947	192300901	9/13/2018	230		12,000,000.00
1491285	1906777	9/14/2018	230	312,934.34	
1491381	1906857	9/14/2018	230	35,186.64	
1491284	1906776	9/14/2018	230	8,803.99	
1491286	1906778	9/14/2018	230	2,118.54	
1491385	1906859	9/14/2018	230	196.48	
1491382	1906858	9/14/2018	230	112.28	
1491779	1907023	9/17/2018	230	130,241.90	
1491472	1906946	9/17/2018	230	25,219.99	
1491846	1907077	9/17/2018	230	10,138.74	
1491804	1907026	9/17/2018	230	9,381.28	
1491885	1907099	9/17/2018	230	7,000.00	
1491801	1907024	9/17/2018	230	5,130.87	
1491471	1906945	9/17/2018	230	3,287.16	
1491453	1906941	9/17/2018	230	2,609.73	
1491468	1906942	9/17/2018	230	1,759.57	
1491469	1906943	9/17/2018	230	1,077.94	
1491470	1906944	9/17/2018	230	556.84	
1491805	1907027	9/17/2018	230	48.20	
1491803	1907025	9/17/2018	230	1.24	
1491760	192700902	9/17/2018	230		1,000,000.00
1492170	1907111	9/18/2018	230	216,701.70	
1492256	1907177	9/18/2018	230	131,811.53	

Run Date: 1/2/2019
 Run Time: 8:52:21AM

Demand Account Activity

Start Date: 7/1/2018 End Date: 12/31/2018

Page: 9
 User: 0

Jnl. Entry	Ref #	Trx. Date	Ledger	Debit Amount	Credit Amount
1491897	1907110	9/18/2018	230	6,477.68	
1492215	1907138	9/18/2018	230	4,684.23	
1492260	1907178	9/18/2018	230	271.03	
1492781	1907371	9/19/2018	230	39,167,269.00	
1492758	1907340	9/19/2018	230	850,863.00	
1492741	1907315	9/19/2018	230	220,961.81	
1492341	1907256	9/19/2018	230	5,288.26	
1492740	1907314	9/19/2018	230	1,661.57	
1907316	1907316	9/19/2018	230	55.00	
1493233	1907523	9/20/2018	230	242,536.29	
1493188	1907480	9/20/2018	230	63,402.42	
1492810	1907383	9/20/2018	230	7,122.13	
1493234	Receipt/Bank Correc	9/20/2018	230	420.00	
1493144	1907478	9/20/2018	230	349.10	
1493187	1907479	9/20/2018	230	149.94	
1493183	1907477	9/20/2018	230	48.88	
1493181	1907476	9/20/2018	230	19.85	
1493067	192700902	9/20/2018	230		40,000,000.00
1494046	1907672	9/21/2018	230	21,620,739.00	
1494049	1907627	9/21/2018	230	605,480.59	
1493935	1907570	9/21/2018	230	184,982.72	
1493942	1907572	9/21/2018	230	27,452.06	
1493985	1907660	9/21/2018	230	23,470.41	
1494010	1907625	9/21/2018	230	5,639.24	
1493941	1907571	9/21/2018	230	2,836.26	
1494030	1907661	9/21/2018	230	2,518.40	
1494045	1907626	9/21/2018	230	139.08	
1494053	192700901	9/21/2018	230		5,000,000.00
1494063	192700902	9/21/2018	230		2,000,000.00
1494065	192700903	9/21/2018	230		15,000,000.00
1494812	1907827	9/24/2018	230	24,387.58	
1494770	1907806	9/24/2018	230	977.54	
1494775	1907808	9/24/2018	230	651.86	
1494776	1907809	9/24/2018	230	106.51	
1494767	1907805	9/24/2018	230	95.53	
1494772	1907807	9/24/2018	230	14.43	
1494764	1907804	9/24/2018	230	11.82	
1494634	192300901	9/24/2018	230		1,000,000.00
1495381	1907928	9/25/2018	230	205,398.81	
1495266	1907848	9/25/2018	230	140,063.01	
1495265	1907847	9/25/2018	230	107,408.89	
1495267	1907849	9/25/2018	230	25,606.04	
1495380	1907927	9/25/2018	230	587.90	
1495379	1907926	9/25/2018	230	120.12	
1495378	1907925	9/25/2018	230	59.57	
1496704	1908065	9/26/2018	230	441,000.00	
1496696	1908057	9/26/2018	230	151,755.94	
1496573	1907975	9/26/2018	230	123,465.00	
1496572	1907974	9/26/2018	230	57,730.00	
1496638	1908023	9/26/2018	230	41,874.47	
1496575	1907977	9/26/2018	230	17,695.02	
1496697	1908058	9/26/2018	230	16,985.79	
1496617	1908022	9/26/2018	230	3,164.60	
1496639	1908024	9/26/2018	230	245.42	
1496576	1907978	9/26/2018	230	192.22	
1496640	1908025	9/26/2018	230	15.22	

Run Date: 1/2/2019
 Run Time: 8:52:21AM

Demand Account Activity

Start Date: 7/1/2018 End Date: 12/31/2018

Page: 10
 User: 0

Jnl. Entry	Ref #	Trx. Date	Ledger	Debit Amount	Credit Amount
1496613	193000901	9/26/2018	230		1,000,000.00
1497898	1908237	9/27/2018	230	10,821,221.00	
1497882	1908202	9/27/2018	230	156,088.69	
1497782	1908144	9/27/2018	230	102,470.64	
1497890	1908203	9/27/2018	230	90,399.88	
1497881	1908201	9/27/2018	230	66,287.23	
1497896	1908236	9/27/2018	230	5,213.00	
1497876	1908200	9/27/2018	230	2,154.78	
1497725	192300901	9/27/2018	230		1,000,000.00
1497857	192300902	9/27/2018	230		10,000,000.00
1498590	1908287	9/28/2018	230	151,582.03	
1498706	1908375	9/28/2018	230	8,340.63	
1498699	1908373	9/28/2018	230	8,127.92	
1498704	1908374	9/28/2018	230	1,418.56	
1498698	1908376	9/28/2018	230	433.15	
1498580	192300901	9/28/2018	230		1,000,000.00
1499403	1908492	10/1/2018	230	316,434.06	
1499360	1908452	10/1/2018	230	17,583.80	
1499402	1908491	10/1/2018	230	10,600.55	
1499401	1908490	10/1/2018	230	283.30	
1499747	1908561	10/2/2018	230	217,708.25	
1499799	1908641	10/2/2018	230	101,833.98	
1499728	1908550	10/2/2018	230	25,000.00	
1499848	1908660	10/2/2018	230	16,620.00	
1499748	1908562	10/2/2018	230	10,714.62	
1500229	1908789	10/3/2018	230	86,359.06	
1499866	1908674	10/3/2018	230	61,266.70	
1499865	1908673	10/3/2018	230	41,570.91	
1500283	1908791	10/3/2018	230	27,450.73	
1500275	1908792	10/3/2018	230	23,622.23	
1500280	1908790	10/3/2018	230	6,367.75	
1499867	1908675	10/3/2018	230	5,506.17	
1499868	1908676	10/3/2018	230	2,277.04	
1499864	1908672	10/3/2018	230	360.12	
1499869	1908677	10/3/2018	230	153.00	
1499918	192301001	10/3/2018	230		1,000,000.00
1500661	1908919	10/4/2018	230	179,792.42	
1500580	1908856	10/4/2018	230	57,886.44	
1500664	1908921	10/4/2018	230	36,116.32	
1500663	1908920	10/4/2018	230	1,162.59	
1500578	1908855	10/4/2018	230	1,000.00	
1500666	1908922	10/4/2018	230	51.33	
1501012	1908979	10/5/2018	230	381,443.13	
1500694	1908939	10/5/2018	230	238,728.44	
1501011	1908978	10/5/2018	230	54,295.01	
1501008	1908977	10/5/2018	230	1,278.19	
1501598	192701015	10/9/2018	230	14,000,000.00	
1501544	1909252	10/9/2018	230	198,837.74	
1501493	1909199	10/9/2018	230	28,992.04	
1501483	1909192	10/9/2018	230	16,032.44	
1501492	1909198	10/9/2018	230	12,600.00	
1501484	1909193	10/9/2018	230	9,002.28	
1501486	1909195	10/9/2018	230	8,700.00	
1501485	1909194	10/9/2018	230	4,371.27	
1501487	1909196	10/9/2018	230	840.00	
1501491	1909200	10/9/2018	230	336.56	

Run Date: 1/2/2019
 Run Time: 8:52:21AM

Demand Account Activity

Start Date: 7/1/2018 End Date: 12/31/2018

Page: 11
 User: 0

Jnl. Entry	Ref #	Trx. Date	Ledger	Debit Amount	Credit Amount
1501488	1909197	10/9/2018	230	327.11	
1501561	192701009	10/9/2018	230		1,000,000.00
1501599	Back Out Journal Er	10/9/2018	230		14,000,000.00
1502045	1909289	10/10/2018	230	275,634.02	
1502111	1909335	10/10/2018	230	205,995.50	
1502195	1909406	10/10/2018	230	151,101.53	
1502103	1909332	10/10/2018	230	20,451.85	
1502200	1909408	10/10/2018	230	16,985.85	
1502199	1909407	10/10/2018	230	2,509.34	
1501604	1909288	10/10/2018	230	2,383.54	
1502046	1909290	10/10/2018	230	2,146.00	
1502110	1909334	10/10/2018	230	74.75	
1502109	1909333	10/10/2018	230	44.79	
1503374	1909573	10/11/2018	230	25,806,990.00	
1503414	Back Out Journal Er	10/11/2018	230	17,000,000.00	
1503416	Back Out Journal Er	10/11/2018	230	9,000,000.00	
1503247	1909440	10/11/2018	230	161,421.30	
1503320	1909508	10/11/2018	230	112,296.08	
1503249	1909442	10/11/2018	230	96,033.33	
1503316	1909504	10/11/2018	230	68,352.52	
1503248	1909441	10/11/2018	230	60,793.00	
1503317	1909505	10/11/2018	230	52,125.34	
1503376	1909560	10/11/2018	230	25,000.00	
1502227	1909439	10/11/2018	230	11,452.50	
1503319	1909507	10/11/2018	230	3,562.77	
1503318	1909506	10/11/2018	230	1,428.21	
1503403	192701009	10/11/2018	230		1,000,000.00
1503411	193001030	10/11/2018	230		17,000,000.00
1503412	192701031	10/11/2018	230		9,000,000.00
1503415	Correct Journal Entr	10/11/2018	230		18,000,000.00
1503417	Correct Journal Entr	10/11/2018	230		8,000,000.00
1503679	1909597	10/12/2018	230	230,992.95	
1503740	1909644	10/12/2018	230	193,135.19	
1503837	1909720	10/12/2018	230	129,507.08	
1503743	1909645	10/12/2018	230	22,060.99	
1503684	1909598	10/12/2018	230	1,600.00	
1503748	1909647	10/12/2018	230	460.82	
1503750	1909648	10/12/2018	230	113.86	
1503745	1909646	10/12/2018	230	34.27	
1504294	1909823	10/15/2018	230	146,579.89	
1504178	1909757	10/15/2018	230	5,714.59	
1504164	1909737	10/15/2018	230	3,414.93	
1504162	1909736	10/15/2018	230	1,028.77	
1504171	1909755	10/15/2018	230	863.14	
1504156	1909735	10/15/2018	230	528.37	
1504179	1909758	10/15/2018	230	15.08	
1504177	1909756	10/15/2018	230	13.78	
1504247	192301001	10/15/2018	230		1,000,000.00
1504327	1909862	10/16/2018	230	615,833.00	
1504326	1909863	10/16/2018	230	572,831.00	
1504319	1909871	10/16/2018	230	542,935.11	
1505040	1909973	10/16/2018	230	333,000.00	
1504963	1909877	10/16/2018	230	216,784.92	
1504951	1909872	10/16/2018	230	50,217.83	
1504962	1909876	10/16/2018	230	6,097.88	
1504328	1909864	10/16/2018	230	1,766.78	

Run Date: 1/2/2019
 Run Time: 8:52:21AM

Demand Account Activity

Start Date: 7/1/2018 End Date: 12/31/2018

Page: 12
 User: 0

Jnl. Entry	Ref #	Trx. Date	Ledger	Debit Amount	Credit Amount
1504955	1909875	10/16/2018	230	648.94	
1504953	1909874	10/16/2018	230	92.15	
1504952	1909873	10/16/2018	230	25.18	
1505118	1910013	10/17/2018	230	202,146.51	
1505457	1910016	10/17/2018	230	15,890.91	
1505470	1910034	10/17/2018	230	6,127.02	
1505455	1910015	10/17/2018	230	44.00	
1505452	1910014	10/17/2018	230	27.05	
1505439	192301001	10/17/2018	230		2,000,000.00
1505593	1910140	10/18/2018	230	14,552,191.00	
1506012	1910256	10/18/2018	230	120,468.49	
1505609	1910154	10/18/2018	230	64,283.00	
1505619	1910159	10/18/2018	230	20,594.46	
1505618	1910158	10/18/2018	230	9,202.07	
1505615	1910156	10/18/2018	230	3,102.56	
1505616	1910157	10/18/2018	230	59.75	
1505614	1910155	10/18/2018	230	40.59	
1505642	192301001	10/18/2018	230		15,000,000.00
1506555	1910407	10/19/2018	230	178,811.80	
1506553	1910405	10/19/2018	230	152,002.00	
1506554	1910406	10/19/2018	230	97,521.05	
1506431	1910322	10/19/2018	230	29,618.31	
1506041	1910290	10/19/2018	230	6,950.00	
1506423	1910319	10/19/2018	230	5,429.42	
1506429	1910321	10/19/2018	230	630.82	
1506428	1910320	10/19/2018	230	7.51	
1506935	1910504	10/22/2018	230	26,500.62	
1506840	1910443	10/22/2018	230	14,407.91	
1506867	1910469	10/22/2018	230	9,654.25	
1506864	1910466	10/22/2018	230	4,761.78	
1506839	1910442	10/22/2018	230	2,755.83	
1506868	1910470	10/22/2018	230	215.61	
1506866	1910468	10/22/2018	230	18.15	
1506865	1910467	10/22/2018	230	4.79	
1506875	192301001	10/22/2018	230		1,000,000.00
1507319	1910583	10/23/2018	230	405,728.56	
1507276	1910551	10/23/2018	230	216,158.34	
1507376	1910620	10/23/2018	230	100,000.00	
1507277	1910552	10/23/2018	230	58,371.46	
1507325	1910584	10/23/2018	230	6,085.00	
1506982	1910550	10/23/2018	230	272.81	
1507279	1910554	10/23/2018	230	49.90	
1507278	1910553	10/23/2018	230	26.43	
1507465	1910684	10/24/2018	230	367,350.38	
1507805	1910745	10/24/2018	230	151,961.17	
1507464	1910683	10/24/2018	230	40,522.41	
1507466	1910685	10/24/2018	230	17,011.41	
1507815	1910746	10/24/2018	230	16,985.83	
1507463	1910682	10/24/2018	230	2,508.44	
1507438	1910681	10/24/2018	230	1,347.75	
1507458	192301001	10/24/2018	230		1,000,000.00
1508810	1910791	10/25/2018	230	13,494,553.00	
1508971	1910928	10/25/2018	230	164,416.51	
1508814	1910793	10/25/2018	230	99,839.33	
1508973	1910929	10/25/2018	230	79,758.18	
1508968	1910926	10/25/2018	230	51,069.24	

Run Date: 1/2/2019
 Run Time: 8:52:21AM

Demand Account Activity

Page: 13
 User: 0

Start Date: 7/1/2018 End Date: 12/31/2018

Jnl. Entry	Ref #	Trx. Date	Ledger	Debit Amount	Credit Amount
1508813	1910792	10/25/2018	230	34,984.00	
1508970	1910927	10/25/2018	230	3,562.76	
1508974	1910930	10/25/2018	230	93.12	
1508811	192301001	10/25/2018	230		14,000,000.00
1509016	1910965	10/26/2018	230	148,490.78	
1509015	1910964	10/26/2018	230	21,070.59	
1509511	1911083	10/26/2018	230	9,895.71	
1509017	1910966	10/26/2018	230	8,488.05	
1509463	1911082	10/26/2018	230	5,511.73	
1509014	1910963	10/26/2018	230	788.56	
1509012	1910961	10/26/2018	230	46.87	
1509013	1910962	10/26/2018	230	6.19	
1509797	1911109	10/29/2018	230	15,816.22	
1509869	1911181	10/29/2018	230	13,377.48	
1509870	1911182	10/29/2018	230	8,593.10	
1509793	1911106	10/29/2018	230	5,416.46	
1509794	1911107	10/29/2018	230	2,444.51	
1509523	1911105	10/29/2018	230	1,638.57	
1509844	1911180	10/29/2018	230	1,093.78	
1509795	1911108	10/29/2018	230	52.06	
1510344	1911317	10/30/2018	230	284,493.00	
1510348	1911320	10/30/2018	230	218,659.13	
1510303	1911283	10/30/2018	230	54,070.71	
1510252	1911232	10/30/2018	230	48,578.33	
1510345	1911318	10/30/2018	230	41,740.00	
1510304	1911284	10/30/2018	230	32,861.55	
1510350	1911322	10/30/2018	230	9,493.00	
1510305	1911285	10/30/2018	230	8,719.31	
1510347	1911319	10/30/2018	230	4,966.81	
1510298	1911281	10/30/2018	230	3,537.00	
1510301	1911282	10/30/2018	230	1,166.53	
1510257	1911234	10/30/2018	230	543.35	
1510349	1911321	10/30/2018	230	483.92	
1510250	1911231	10/30/2018	230	353.95	
1510255	1911233	10/30/2018	230	110.37	
1510693	1911420	10/31/2018	230	237,812.31	
1510694	1911421	10/31/2018	230	15,945.13	
1510641	1911376	10/31/2018	230	1,600.00	
1510698	1911424	10/31/2018	230	432.20	
1510697	1911423	10/31/2018	230	11.56	
1510695	1911422	10/31/2018	230	9.57	
1510712	192701007	10/31/2018	230		1,000,000.00
1511332	1911493	11/1/2018	230	247,091.73	
1511349	1911496	11/1/2018	230	12,233.99	
1511343	1911494	11/1/2018	230	2,807.82	
1511347	1911495	11/1/2018	230	1,399.39	
1511330	1911492	11/1/2018	230	20.94	
1511316	192701016	11/1/2018	230		1,000,000.00
1511657	1911572	11/2/2018	230	72,800.79	
1511728	1911617	11/2/2018	230	50,000.00	
1511725	1911614	11/2/2018	230	3,149.92	
1511726	1911615	11/2/2018	230	540.06	
1511658	1911573	11/2/2018	230	266.24	
1511722	1911613	11/2/2018	230	47.87	
1511727	1911616	11/2/2018	230	35.94	
1512087	1911696	11/5/2018	230	198,662.41	

Run Date: 1/2/2019
 Run Time: 8:52:21AM

Demand Account Activity

Start Date: 7/1/2018 End Date: 12/31/2018

Page: 14
 User: 0

Jnl. Entry	Ref #	Trx. Date	Ledger	Debit Amount	Credit Amount
1512158	1911765	11/5/2018	230	121,833.33	
1512092	1911697	11/5/2018	230	14,974.99	
1512079	1911692	11/5/2018	230	9,644.17	
1512159	1911766	11/5/2018	230	9,286.66	
1512082	1911693	11/5/2018	230	3,401.28	
1512157	1911764	11/5/2018	230	1,777.50	
1512083	1911694	11/5/2018	230	720.84	
1512084	1911695	11/5/2018	230	192.20	
1512483	1911814	11/6/2018	230	8,645,369.00	
1512474	1911812	11/6/2018	230	358,417.52	
1512540	1911864	11/6/2018	230	324,064.02	
1512535	1911861	11/6/2018	230	74,650.14	
1512534	1911860	11/6/2018	230	12,676.17	
1512482	1911813	11/6/2018	230	9,370.32	
1512539	1911863	11/6/2018	230	840.00	
1512538	1911862	11/6/2018	230	328.73	
1512455	192301101	11/6/2018	230		9,000,000.00
1513017	1912063	11/7/2018	230	149,518.49	
1513018	1912064	11/7/2018	230	39,941.85	
1513014	1912061	11/7/2018	230	24,571.23	
1513013	1912060	11/7/2018	230	17,386.10	
1513016	1912062	11/7/2018	230	16,985.81	
1513012	1912059	11/7/2018	230	540.01	
1512952	1912029	11/7/2018	230	247.71	
1512943	1912058	11/7/2018	230	22.38	
1513063	192301101	11/7/2018	230		1,000,000.00
1514106	1912173	11/8/2018	230	5,894,698.00	
1514159	1912222	11/8/2018	230	320,529.25	
1514105	1912172	11/8/2018	230	130,227.80	
1514158	1912220	11/8/2018	230	127,642.10	
1514161	1912221	11/8/2018	230	85,138.81	
1514155	1912218	11/8/2018	230	56,914.51	
1514157	1912219	11/8/2018	230	3,562.76	
1514117	192301101	11/8/2018	230		6,000,000.00
1514311	1912342	11/9/2018	230	61,906.75	
1514201	1912280	11/9/2018	230	60,305.66	
1514366	1912387	11/9/2018	230	12,258.84	
1514364	1912385	11/9/2018	230	2,697.13	
1514247	1912281	11/9/2018	230	2,179.02	
1514363	1912384	11/9/2018	230	191.64	
1514365	1912386	11/9/2018	230	10.81	
1515076	1912573	11/13/2018	230	159,924.11	
1515083	1912579	11/13/2018	230	91,048.71	
1515078	1912574	11/13/2018	230	76,164.15	
1515086	1912581	11/13/2018	230	58,672.00	
1515085	1912582	11/13/2018	230	27,705.92	
1515070	1912572	11/13/2018	230	23,765.00	
1515067	1912576	11/13/2018	230	5,555.55	
1515082	1912578	11/13/2018	230	4,457.31	
1514903	1912447	11/13/2018	230	1,223.51	
1515081	1912577	11/13/2018	230	13.00	
1515084	1912580	11/13/2018	230	5.54	
1515079	1912575	11/13/2018	230	1.64	
1514942	192301101	11/13/2018	230		1,000,000.00
1515096	1912599	11/14/2018	230	1,687.92	
1515911	1912742	11/15/2018	230	12,868,837.00	

Run Date: 1/2/2019
 Run Time: 8:52:21AM

Demand Account Activity

Start Date: 7/1/2018 End Date: 12/31/2018

Page: 15
 User: 0

Jnl. Entry	Ref #	Trx. Date	Ledger	Debit Amount	Credit Amount
1515910	1912741	11/15/2018	230	460,623.00	
1516038	1912851	11/15/2018	230	100,000.00	
1515903	1912737	11/15/2018	230	67,240.51	
1515909	1912740	11/15/2018	230	13,125.00	
1515904	1912738	11/15/2018	230	3,509.06	
1515908	1912739	11/15/2018	230	2,367.13	
1515902	1912736	11/15/2018	230	30.16	
1515602	192301101	11/15/2018	230		13,000,000.00
1516601	1912916	11/16/2018	230	157,840.78	
1516608	1912921	11/16/2018	230	107,565.39	
1516605	1912919	11/16/2018	230	45,180.18	
1516604	1912918	11/16/2018	230	23,102.00	
1516658	1912974	11/16/2018	230	18,408.10	
1516603	1912917	11/16/2018	230	11,869.40	
1516607	1912920	11/16/2018	230	1,063.31	
1516541	192301101	11/16/2018	230		1,000,000.00
1517083	1913105	11/19/2018	230	82,653.50	
1517037	1913060	11/19/2018	230	36,884.62	
1517081	1913102	11/19/2018	230	23,249.44	
1517082	1913104	11/19/2018	230	5,412.00	
1517024	1913061	11/19/2018	230	4,730.79	
1517036	1913062	11/19/2018	230	8.97	
1517632	1913289	11/20/2018	230	873,694.06	
1517643	1913320	11/20/2018	230	392,000.00	
1517641	1913290	11/20/2018	230	138,310.09	
1517630	1913285	11/20/2018	230	124,501.35	
1517646	1913287	11/20/2018	230	52,242.00	
1517626	1913284	11/20/2018	230	4,481.19	
1517635	1913286	11/20/2018	230	2,825.32	
1517613	1913288	11/20/2018	230	1,316.66	
1517586	1913283	11/20/2018	230	20.01	
1517649	1913282	11/20/2018	230	15.35	
1517770	1913335	11/21/2018	230	8,116,411.00	
1517849	1913402	11/21/2018	230	164,152.66	
1517781	1913345	11/21/2018	230	120,244.04	
1517779	1913344	11/21/2018	230	49,117.36	
1517778	1913343	11/21/2018	230	30,432.57	
1517771	1913341	11/21/2018	230	18,835.39	
1517851	1913403	11/21/2018	230	18,092.52	
1517782	1913346	11/21/2018	230	6,146.53	
1517777	1913342	11/21/2018	230	4,235.93	
1517783	1913347	11/21/2018	230	130.39	
1517784	1913348	11/21/2018	230	33.12	
1517853	192701106	11/21/2018	230		10,000,000.00
1519364	1913574	11/26/2018	230	456,476.20	
1519243	1913484	11/26/2018	230	202,316.40	
1519382	1913575	11/26/2018	230	29,000.00	
1519354	1913565	11/26/2018	230	25,000.00	
1519242	1913483	11/26/2018	230	3,562.76	
1519241	1913482	11/26/2018	230	1,459.68	
1519842	1913714	11/27/2018	230	332,630.97	
1519883	1913716	11/27/2018	230	183,589.16	
1519886	1913717	11/27/2018	230	108,151.88	
1519843	1913715	11/27/2018	230	6,847.98	
1519820	1913713	11/27/2018	230	5,849.93	
1519817	1913712	11/27/2018	230	90.56	

Run Date: 1/2/2019
 Run Time: 8:52:21AM

Demand Account Activity

Start Date: 7/1/2018 End Date: 12/31/2018

Page: 16
 User: 0

Jnl. Entry	Ref #	Trx. Date	Ledger	Debit Amount	Credit Amount
1519742	192301101	11/27/2018	230		1,000,000.00
1520403	1913932	11/28/2018	230	3,723,502.00	
1520357	1913892	11/28/2018	230	67,207.67	
1520356	1913891	11/28/2018	230	43,151.30	
1519933	1913769	11/28/2018	230	7,282.48	
1519930	1913768	11/28/2018	230	6,328.26	
1520380	1913912	11/28/2018	230	5,124.24	
1520353	1913890	11/28/2018	230	271.49	
1520358	1913893	11/28/2018	230	48.23	
1520330	1913894	11/28/2018	230	14.87	
1520272	193001101	11/28/2018	230		1,000,000.00
1520399	192301102	11/28/2018	230		3,000,000.00
1520716	1914011	11/29/2018	230	394,546.45	
1520774	1914016	11/29/2018	230	39,615.16	
1520764	1914012	11/29/2018	230	38,016.52	
1520778	1914017	11/29/2018	230	25,000.00	
1520812	1914050	11/29/2018	230	11,156.00	
1520770	1914014	11/29/2018	230	6,684.59	
1520772	1914015	11/29/2018	230	6,681.21	
1520767	1914013	11/29/2018	230	3.43	
1521370	1914136	11/30/2018	230	103,975.93	
1521371	1914137	11/30/2018	230	4,873.90	
1521367	1914134	11/30/2018	230	3,881.95	
1521366	1914133	11/30/2018	230	283.36	
1521368	1914135	11/30/2018	230	83.16	
1521372	1914138	11/30/2018	230	44.00	
1521373	1914139	11/30/2018	230	19.92	
1521301	192301101	11/30/2018	230		1,000,000.00
1521853	1914336	12/3/2018	230	28,792.53	
1521877	1914337	12/3/2018	230	18,191.24	
1521763	1914233	12/3/2018	230	11,418.69	
1521753	1914231	12/3/2018	230	4,844.31	
1521816	1914334	12/3/2018	230	2,031.37	
1521875	1914335	12/3/2018	230	1,651.55	
1521758	1914232	12/3/2018	230	23.72	
1522159	1914369	12/4/2018	230	76,674.33	
1521898	1914357	12/4/2018	230	25,000.00	
1522184	1914393	12/4/2018	230	11,130.03	
1521902	1914368	12/4/2018	230	10,000.00	
1522161	1914370	12/4/2018	230	5,200.00	
1522183	1914392	12/4/2018	230	367.18	
1522189	1914395	12/4/2018	230	149.19	
1522186	1914394	12/4/2018	230	43.29	
1522603	1914530	12/5/2018	230	2,708.09	
1522602	1914529	12/5/2018	230	65.11	
1522731	1914614	12/6/2018	230	142,652.18	
1522761	1914639	12/6/2018	230	142,238.54	
1522772	1914640	12/6/2018	230	62,857.19	
1522776	1914643	12/6/2018	230	60,543.00	
1522718	1914613	12/6/2018	230	31,991.66	
1522733	1914616	12/6/2018	230	31,359.36	
1523802	1914710	12/6/2018	230	16,985.80	
1522773	1914641	12/6/2018	230	3,562.77	
1522775	1914642	12/6/2018	230	1,465.29	
1522732	1914615	12/6/2018	230	286.91	
1523810	1914715	12/7/2018	230	4,612,783.00	

Run Date: 1/2/2019
 Run Time: 8:52:21AM

Demand Account Activity

Page: 17
 User: 0

Start Date: 7/1/2018 End Date: 12/31/2018

Jnl. Entry	Ref #	Trx. Date	Ledger	Debit Amount	Credit Amount
1524142	1914750	12/7/2018	230	901,260.62	
1523823	1914732	12/7/2018	230	322,760.54	
1523837	1914734	12/7/2018	230	83,158.03	
1523847	1914735	12/7/2018	230	65,096.20	
1523867	1914752	12/7/2018	230	52,289.20	
1523836	1914733	12/7/2018	230	7,076.19	
1523869	1914753	12/7/2018	230	341.69	
1523850	1914751	12/7/2018	230	206.26	
1523874	192301201	12/7/2018	230		5,000,000.00
1524606	1914881	12/10/2018	230	103,806.35	
1524586	1914878	12/10/2018	230	35,692.67	
1524713	1914984	12/10/2018	230	13,000.00	
1524583	1914877	12/10/2018	230	12,600.00	
1524604	1914880	12/10/2018	230	5,874.59	
1524596	1914879	12/10/2018	230	334.24	
1524658	192701206	12/10/2018	230		2,000,000.00
1524997	1915001	12/11/2018	230	209,612.24	
1524991	1914997	12/11/2018	230	27,106.57	
1524726	1914996	12/11/2018	230	15,253.13	
1524998	1915002	12/11/2018	230	2,167.26	
1524996	1915000	12/11/2018	230	2,018.93	
1524995	1914999	12/11/2018	230	25.82	
1524994	1914998	12/11/2018	230	1.16	
1525171	1915148	12/12/2018	230	51,680.42	
1525173	1915150	12/12/2018	230	31,020.16	
1525585	1915261	12/12/2018	230	1,181.87	
1525167	1915146	12/12/2018	230	384.95	
1525172	1915149	12/12/2018	230	89.04	
1525170	1915147	12/12/2018	230	4.05	
1525632	1915292	12/13/2018	230	8,604,184.00	
1525633	1915293	12/13/2018	230	544,247.00	
1525918	1915324	12/13/2018	230	426,406.59	
1525871	1915322	12/13/2018	230	96,672.90	
1526000	1915384	12/13/2018	230	82,586.31	
1525920	1915325	12/13/2018	230	12,755.24	
1526016	1915411	12/13/2018	230	123.97	
1525917	1915323	12/13/2018	230	22.91	
1525995	192701209	12/13/2018	230		9,000,000.00
1526386	1915516	12/14/2018	230	1,438,866.71	
1526300	1915433	12/14/2018	230	66,938.79	
1526402	1915518	12/14/2018	230	45,366.56	
1526403	1915519	12/14/2018	230	39,280.84	
1526401	1915517	12/14/2018	230	10,388.12	
1526337	192701201	12/14/2018	230		1,000,000.00
1526937	1915607	12/17/2018	230	90,443.00	
1526961	1915633	12/17/2018	230	48,260.66	
1526935	1915605	12/17/2018	230	28,821.36	
1526936	1915606	12/17/2018	230	25,000.00	
1526960	1915632	12/17/2018	230	5,796.55	
1527013	1915688	12/17/2018	230	3,268.71	
1526930	1915604	12/17/2018	230	1,810.01	
1526962	1915634	12/17/2018	230	784.87	
1526956	1915631	12/17/2018	230	0.88	
1526919	192301201	12/17/2018	230		2,000,000.00
1527485	1915816	12/18/2018	230	404,947.40	
1527384	1915742	12/18/2018	230	111,284.40	

Run Date: 1/2/2019
 Run Time: 8:52:21AM

Demand Account Activity

Page: 18
 User: 0

Start Date: 7/1/2018 End Date: 12/31/2018

Jnl. Entry	Ref #	Trx. Date	Ledger	Debit Amount	Credit Amount
1527383	1915776	12/18/2018	230	100,000.00	
1527379	1915738	12/18/2018	230	19,551.71	
1527459	1915815	12/18/2018	230	15,954.04	
1527380	1915741	12/18/2018	230	11,778.87	
1527386	1915743	12/18/2018	230	6,049.18	
1527375	1915740	12/18/2018	230	12.66	
1527382	1915739	12/18/2018	230	10.61	
1527998	1915966	12/19/2018	230	11,675,549.00	
1527910	1915901	12/19/2018	230	201,810.02	
1527977	1915938	12/19/2018	230	142,458.52	
1527976	1915937	12/19/2018	230	52,970.00	
1527979	1915939	12/19/2018	230	16,985.85	
1527916	1915903	12/19/2018	230	8,122.19	
1527920	1915904	12/19/2018	230	1,846.95	
1527922	1915905	12/19/2018	230	819.28	
1527912	1915902	12/19/2018	230	100.00	
1527855	192301201	12/19/2018	230		1,000,000.00
1528002	192301202	12/19/2018	230		11,000,000.00
1529249	1916003	12/20/2018	230	109,346.15	
1529253	1916006	12/20/2018	230	93,234.68	
1529241	1916001	12/20/2018	230	77,278.54	
1529251	1916005	12/20/2018	230	65,548.56	
1529412	1916135	12/20/2018	230	63,000.00	
1529248	1916002	12/20/2018	230	45,368.09	
1529250	1916004	12/20/2018	230	27,104.63	
1529255	1916007	12/20/2018	230	1,759.56	
1529379	192301201	12/20/2018	230		1,000,000.00
1529915	1916288	12/21/2018	230	112,546.42	
1529911	1916286	12/21/2018	230	79,791.96	
1529806	1916178	12/21/2018	230	8,758.79	
1529914	1916287	12/21/2018	230	7,515.55	
1529805	1916177	12/21/2018	230	1,473.72	
1529804	1916176	12/21/2018	230	115.88	
1529798	1916175	12/21/2018	230	47.60	
1530106	1916414	12/26/2018	230	282,548.14	
1529976	1916325	12/26/2018	230	218,620.61	
1529989	1916329	12/26/2018	230	22,901.98	
1529984	1916327	12/26/2018	230	5,638.15	
1529993	1916331	12/26/2018	230	3,143.82	
1529992	1916330	12/26/2018	230	1,093.14	
1529980	1916326	12/26/2018	230	382.50	
1529987	1916328	12/26/2018	230	38.12	
1530649	1916426	12/27/2018	230	42,063.95	
1530654	1916430	12/27/2018	230	6,145.19	
1530652	1916428	12/27/2018	230	2,483.78	
1530653	1916429	12/27/2018	230	1,950.01	
1530651	1916427	12/27/2018	230	13.83	
1530780	192301201	12/27/2018	230		1,000,000.00
1531189	1916649	12/28/2018	230	5,034,380.00	
1531227	1916689	12/28/2018	230	716,036.86	
1531101	1916599	12/28/2018	230	319,943.59	
1531097	1916597	12/28/2018	230	111,032.99	
1531102	1916600	12/28/2018	230	541.33	
1531100	1916598	12/28/2018	230	18.17	
1531345	1916740	12/31/2018	230	6,737.69	
1531342	1916739	12/31/2018	230	285.95	

Run Date: 1/2/2019
Run Time: 8:52:21AM

Demand Account Activity

Start Date: 7/1/2018 End Date: 12/31/2018

Page: 19
User: 0

Jnl. Entry	Ref #	Trx. Date	Ledger	Debit Amount	Credit Amount	
1531338	1916737	12/31/2018	230	62.25		
1531339	1916738	12/31/2018	230	9.53		
1531409	192701205	12/31/2018	230		6,000,000.00	
Totals for:	230 - Regions Bank		Count:	996	476,841,472.02	477,500,045.00

Run Date: 1/2/2019
 Run Time: 8:52:21AM

Demand Account Activity

Start Date: 7/1/2018 End Date: 12/31/2018

Page: 20
 User: 0

Jnl. Entry	Ref #	Trx. Date	Ledger	Debit Amount	Credit Amount
<u>260 - Bank of the Ozarks</u>					
1463851	192600701	7/5/2018	260		2,000,000.00
1466252	1900599	7/11/2018	260	23,422.25	
1470272	182700708	7/19/2018	260		1,000,000.00
1478114	1903516	8/9/2018	260	2,141.38	
1479900	192300801	8/15/2018	260	4,000,000.00	
1481123	192600801	8/16/2018	260		4,000,000.00
1483535	192300807	8/23/2018	260	8,000,000.00	
1483841	192600801	8/24/2018	260		8,000,000.00
1491281	1906773	9/14/2018	260	1,196.25	
1494063	192700902	9/21/2018	260	2,000,000.00	
1494636	192600901	9/24/2018	260		2,000,000.00
1502189	1909403	10/10/2018	260	817.19	
1514900	1912444	11/13/2018	260	577.12	
1525579	1915255	12/12/2018	260	525.60	
Totals for:			260 - Bank of the Ozarks	Count: 14	14,028,679.79
					17,000,000.00

Run Date: 1/2/2019
 Run Time: 8:52:21AM

Demand Account Activity

Start Date: 7/1/2018 End Date: 12/31/2018

Page: 21
 User: 0

Jnl. Entry	Ref #	Trx. Date	Ledger	Debit Amount	Credit Amount
270 - Bank Of America					
1463539	194700701	7/3/2018	270	80,000,000.00	
1463013	193980704	7/3/2018	270	70,936,723.26	
1462992	CD ACH Bank Trans	7/3/2018	270	14,000,000.00	
1463500	192700707 AIRS TA	7/3/2018	270	12,139,032.77	
1463509	192700710 AIRS DE	7/3/2018	270	124,292.99	
1462999	1900011	7/3/2018	270	70,475.41	
1463534	1900044	7/3/2018	270	66,547.95	
1463510	192700711 AIRS DE	7/3/2018	270	50,815.00	
1463023	192700708 AIRS TA	7/3/2018	270	36,497.65	
1463015	193980705	7/3/2018	270	15,000.00	
1463492	1900017	7/3/2018	270	4,915.00	
1463006	193980702	7/3/2018	270	4,342.69	
1463513	194720701	7/3/2018	270	3,208.26	
1463485	1900012	7/3/2018	270	2,125.00	
1463495	1900019	7/3/2018	270	2,009.00	
1463505	1900026	7/3/2018	270	1,128.11	
1463520	1900032	7/3/2018	270	1,069.50	
1463498	1900021	7/3/2018	270	1,040.00	
1463493	1900018	7/3/2018	270	920.00	
1463490	1900016	7/3/2018	270	660.00	
1463506	1900047	7/3/2018	270	225.00	
1463508	192700709 AIRS DE	7/3/2018	270	195.89	
1463497	1900020	7/3/2018	270	170.00	
1463486	1900013	7/3/2018	270	150.00	
1463488	1900014	7/3/2018	270	102.00	
1463499	1900022	7/3/2018	270	100.00	
1463489	1900015	7/3/2018	270	25.00	
1463502	1900024	7/3/2018	270	22.80	
1463503	1900025	7/3/2018	270	22.80	
1463501	1900023	7/3/2018	270	14.40	
1463005	192700702	7/3/2018	270		4,342.69
1463008	192700703	7/3/2018	270		36,000,000.00
1463009	192700704	7/3/2018	270		14,318,772.51
1463016	192700704	7/3/2018	270		651,000.00
1463542	192700716	7/3/2018	270		89,131,099.72
1463511	192700705	7/3/2018	270		17,123,374.55
1463512	192700706	7/3/2018	270		3,208.26
1463002	192700701	7/3/2018	270		19,529,118.92
1463874	194700701	7/5/2018	270	357,000,000.00	
1463887	1900087	7/5/2018	270	193,248,431.84	
1463864	192800701	7/5/2018	270	150,000,000.00	
1463843	193000704	7/5/2018	270	18,000,000.00	
1463875	192700707 AIRS TA	7/5/2018	270	15,865,045.41	
1463892	1900091	7/5/2018	270	3,382,591.73	
1463851	192600701	7/5/2018	270	2,000,000.00	
1463812	1900053	7/5/2018	270	1,474,102.06	
1463852	192300701	7/5/2018	270	1,000,000.00	
1463545	CD ACH Bank Trans	7/5/2018	270	1,000,000.00	
1463830	1900066	7/5/2018	270	978,602.29	
1463831	1900067	7/5/2018	270	534,000.00	
1463838	1900113	7/5/2018	270	520,342.53	
1463905	1900116	7/5/2018	270	365,889.27	
1463825	1900065	7/5/2018	270	331,537.44	
1463890	1900090	7/5/2018	270	262,733.45	
1463889	1900089	7/5/2018	270	259,310.92	

Run Date: 1/2/2019
 Run Time: 8:52:21AM

Demand Account Activity

Start Date: 7/1/2018 End Date: 12/31/2018

Page: 22
 User: 0

Jnl. Entry	Ref #	Trx. Date	Ledger	Debit Amount	Credit Amount
1463818	1900059	7/5/2018	270	200,000.00	
1463888	1900088	7/5/2018	270	178,796.05	
1463909	1900096	7/5/2018	270	176,845.71	
1463904	1900115	7/5/2018	270	171,108.77	
1463903	1900114	7/5/2018	270	140,158.38	
1463908	1900119	7/5/2018	270	34,048.26	
1463879	192700711 AIRS DE	7/5/2018	270	33,100.00	
1463884	1900084	7/5/2018	270	31,301.24	
1463885	1900085	7/5/2018	270	30,032.00	
1463878	192700710 AIRS DE	7/5/2018	270	27,589.20	
1463876	192700708 AIRS TA	7/5/2018	270	21,635.15	
1463819	1900060	7/5/2018	270	19,000.00	
1463886	1900086	7/5/2018	270	14,991.00	
1463813	1900054	7/5/2018	270	9,000.00	
1463896	1900092	7/5/2018	270	5,832.71	
1463907	1900118	7/5/2018	270	4,653.24	
1463845	192700702	7/5/2018	270	4,477.16	
1463906	1900117	7/5/2018	270	3,894.44	
1463847	192700704	7/5/2018	270	3,142.52	
1463901	1900094	7/5/2018	270	2,243.84	
1463897	1900110	7/5/2018	270	2,090.75	
1463820	1900061	7/5/2018	270	1,710.00	
1463902	1900095	7/5/2018	270	1,348.40	
1463895	1900109	7/5/2018	270	1,198.00	
1463877	192700709 AIRS DE	7/5/2018	270	984.30	
1463814	1900055	7/5/2018	270	450.00	
1463894	1900108	7/5/2018	270	230.00	
1463893	1900107	7/5/2018	270	215.00	
1463898	1900093	7/5/2018	270	200.00	
1463891	1900106	7/5/2018	270	75.00	
1463900	1900112	7/5/2018	270	40.00	
1463899	1900111	7/5/2018	270	28.00	
1463540	CD ACH Bank Trans	7/5/2018	270		1,000,000.00
1463844	192700701	7/5/2018	270		1,474,102.06
1463846	192700703	7/5/2018	270		3,142.52
1463850	192700705	7/5/2018	270		12,124,593.71
1463922	Correct Journal Entr	7/5/2018	270		357,000,000.00
1463863	192700715	7/5/2018	270		18,872,277.78
1463915	192700716	7/5/2018	270		1,126.65
1463921	Back Out Journal Er	7/5/2018	270		357,000,000.00
1464901	192700703	7/6/2018	270	263,000,000.00	
1464833	193000706	7/6/2018	270	10,000,000.00	
1464843	192700707 AIRS TA	7/6/2018	270	8,645,129.65	
1464902	192700704	7/6/2018	270	7,564,605.56	
1464947	1900228	7/6/2018	270	5,312,519.88	
1463925	1900128	7/6/2018	270	1,675,000.00	
1464946	1900229	7/6/2018	270	1,035,036.54	
1464956	1900231	7/6/2018	270	846,047.03	
1464941	1900227	7/6/2018	270	672,064.21	
1463933	CD ACH Bank Trans	7/6/2018	270		540,000.00
1464972	1900264	7/6/2018	270	295,436.71	
1464825	1900142	7/6/2018	270	47,663.61	
1464844	192700708 AIRS TA	7/6/2018	270	46,228.16	
1464952	1900230	7/6/2018	270	27,577.15	
1464929	1900211	7/6/2018	270	22,788.45	
1464968	1900234	7/6/2018	270	22,375.83	

Run Date: 1/2/2019
 Run Time: 8:52:21AM

Demand Account Activity

Start Date: 7/1/2018 End Date: 12/31/2018

Page: 23
 User: 0

Jnl. Entry	Ref #	Trx. Date	Ledger	Debit Amount	Credit Amount
1463917	1900124	7/6/2018	270	13,920.00	
1464970	1900235	7/6/2018	270	10,879.04	
1464950	1900256	7/6/2018	270	10,265.00	
1464935	1900215	7/6/2018	270	10,146.98	
1464895	1900254	7/6/2018	270	7,986.00	
1464961	1900233	7/6/2018	270	7,360.06	
1464967	1900263	7/6/2018	270	5,402.96	
1464958	1900232	7/6/2018	270	4,085.30	
1464957	1900247	7/6/2018	270	4,015.00	
1464973	1900236	7/6/2018	270	3,875.00	
1464931	1900212	7/6/2018	270	3,866.56	
1464933	1900224	7/6/2018	270	3,560.00	
1464905	192700705	7/6/2018	270	3,281.25	
1464938	1900226	7/6/2018	270	3,080.00	
1464826	1900143	7/6/2018	270	2,303.76	
1464945	1900222	7/6/2018	270	2,210.00	
1464943	1900220	7/6/2018	270	2,040.00	
1464951	1900245	7/6/2018	270	1,982.00	
1464979	1900238	7/6/2018	270	1,982.00	
1464953	1900257	7/6/2018	270	1,960.00	
1463924	1900127	7/6/2018	270	1,850.00	
1464944	1900221	7/6/2018	270	1,245.00	
1464955	1900258	7/6/2018	270	914.00	
1464937	1900225	7/6/2018	270	795.00	
1464959	1900248	7/6/2018	270	770.00	
1464930	1900223	7/6/2018	270	762.50	
1464977	1900237	7/6/2018	270	730.00	
1464948	1900255	7/6/2018	270	680.00	
1464934	1900214	7/6/2018	270	513.00	
1464962	1900249	7/6/2018	270	464.00	
1463920	1900125	7/6/2018	270	350.00	
1464981	1900240	7/6/2018	270	267.00	
1464942	1900219	7/6/2018	270	241.00	
1464932	1900213	7/6/2018	270	210.00	
1464845	192700709 AIRS DC	7/6/2018	270	190.13	
1464954	1900246	7/6/2018	270	160.00	
1464980	1900239	7/6/2018	270	160.00	
1464940	1900218	7/6/2018	270	150.00	
1464939	1900217	7/6/2018	270	146.00	
1464960	1900259	7/6/2018	270	110.00	
1464963	1900260	7/6/2018	270	83.60	
1464964	1900261	7/6/2018	270	83.60	
1463923	1900126	7/6/2018	270	75.00	
1464966	1900250	7/6/2018	270	70.00	
1464936	1900216	7/6/2018	270	64.00	
1464965	1900262	7/6/2018	270	52.80	
1464982	1900241	7/6/2018	270	50.00	
1464898	1900243	7/6/2018	270	30.40	
1464969	1900251	7/6/2018	270	30.40	
1464971	1900252	7/6/2018	270	30.40	
1464983	1900242	7/6/2018	270	30.40	
1464949	1900244	7/6/2018	270	19.20	
1464974	1900253	7/6/2018	270	19.20	
1464854	DFA EFT SST REV	7/6/2018	270		224.86
1464855	DFA EFT REV 7/6/18	7/6/2018	270		30,042.92
1464834	192700701	7/6/2018	270		11,026,007.75

Run Date: 1/2/2019
 Run Time: 8:52:21AM

Demand Account Activity

Start Date: 7/1/2018 End Date: 12/31/2018

Page: 24
 User: 0

Jnl. Entry	Ref #	Trx. Date	Ledger	Debit Amount	Credit Amount
1464846	192700702	7/6/2018	270		3,281.25
1464907	192700706	7/6/2018	270		287,898,511.04
1463932	CD ACH Bank Trans	7/6/2018	270		644,000.00
1465353	192300701	7/9/2018	270	15,000,000.00	
1465015	194700701	7/9/2018	270	14,000,000.00	
1465006	192700707 AIRS TA	7/9/2018	270	6,523,727.83	
1465404	1900326	7/9/2018	270	1,925,488.85	
1465453	1900378	7/9/2018	270	750,000.00	
1465403	1900338	7/9/2018	270	716,234.89	
1464986	CD ACH Bank Trans	7/9/2018	270	600,000.00	
1465394	1900337	7/9/2018	270	527,009.77	
1465415	1900343	7/9/2018	270	384,383.89	
1465451	1900380	7/9/2018	270	321,763.22	
1465341	1900276	7/9/2018	270	218,440.68	
1465390	1900342	7/9/2018	270	108,784.62	
1465398	1900341	7/9/2018	270	107,114.73	
1465408	1900329	7/9/2018	270	89,186.25	
1465343	1900278	7/9/2018	270	82,252.93	
1465421	1900360	7/9/2018	270	69,070.50	
1465007	192700708 AIRS TA	7/9/2018	270	63,422.55	
1465409	1900330	7/9/2018	270	56,662.87	
1465439	1900361	7/9/2018	270	43,891.15	
1465400	1900344	7/9/2018	270	42,312.50	
1465010	192700711 AIRWS I	7/9/2018	270	27,680.00	
1465342	1900277	7/9/2018	270	24,449.46	
1465009	192700710 AIRS DE	7/9/2018	270	23,369.81	
1465450	1900379	7/9/2018	270	19,836.50	
1465407	1900328	7/9/2018	270	17,650.24	
1465348	1900283	7/9/2018	270	10,863.77	
1465392	1900335	7/9/2018	270	8,421.84	
1465344	1900279	7/9/2018	270	8,212.93	
1465340	1900275	7/9/2018	270	6,957.75	
1465361	1900294	7/9/2018	270	5,345.00	
1465012	192700702	7/9/2018	270	3,847.00	
1465428	1900364	7/9/2018	270	3,797.00	
1465359	1900292	7/9/2018	270	3,760.00	
1465346	1900281	7/9/2018	270	3,316.54	
1465438	1900365	7/9/2018	270	2,980.00	
1465411	1900332	7/9/2018	270	2,960.00	
1465396	1900346	7/9/2018	270	2,958.90	
1465395	1900339	7/9/2018	270	2,368.90	
1465363	1900296	7/9/2018	270	2,029.50	
1465410	1900331	7/9/2018	270	1,918.68	
1465389	1900345	7/9/2018	270	1,606.23	
1465412	1900333	7/9/2018	270	1,595.00	
1465368	1900301	7/9/2018	270	1,224.07	
1465347	1900282	7/9/2018	270	1,150.00	
1465345	1900280	7/9/2018	270	1,136.23	
1465362	1900295	7/9/2018	270	1,030.00	
1465339	1900274	7/9/2018	270	836.75	
1465441	1900373	7/9/2018	270	824.00	
1465357	1900334	7/9/2018	270	612.50	
1465444	1900374	7/9/2018	270	600.00	
1465446	1900375	7/9/2018	270	395.00	
1465442	1900366	7/9/2018	270	321.00	
1465360	1900293	7/9/2018	270	300.00	

Run Date: 1/2/2019
 Run Time: 8:52:21AM

Demand Account Activity

Start Date: 7/1/2018 End Date: 12/31/2018

Page: 25
 User: 0

Jnl. Entry	Ref #	Trx. Date	Ledger	Debit Amount	Credit Amount
1465419	1900367	7/9/2018	270	250.00	
1465393	1900336	7/9/2018	270	220.62	
1465364	1900297	7/9/2018	270	200.00	
1465435	1900371	7/9/2018	270	200.00	
1465008	192700709 AIRS DE	7/9/2018	270	174.57	
1465448	1900363	7/9/2018	270	135.00	
1465405	1900327	7/9/2018	270	119.00	
1465016	193980702	7/9/2018	270	79.81	
1465443	1900362	7/9/2018	270	72.52	
1465452	1900377	7/9/2018	270	65.38	
1465365	1900298	7/9/2018	270	45.60	
1465366	1900299	7/9/2018	270	45.60	
1465397	1900340	7/9/2018	270	30.72	
1465416	1900370	7/9/2018	270	28.83	
1465367	1900300	7/9/2018	270	28.80	
1465440	1900369	7/9/2018	270	21.25	
1465436	1900372	7/9/2018	270	4.25	
1465437	1900368	7/9/2018	270	4.25	
1465429	DFA EFT REV 7/9/18	7/9/2018	270		32,679.00
1465013	192700703	7/9/2018	270		22,845,388.89
1465232	192700704	7/9/2018	270		79.81
1464985	CD ACH Bank Trans	7/9/2018	270		970,000.00
1465426	ETicket reversal acc	7/9/2018	270		3,332.00
1464995	192700701	7/9/2018	270		9,274,098.87
1465434	192700706	7/9/2018	270		8,076,335.72
1465793	193980702	7/10/2018	270	49,750,000.00	
1465755	193000705	7/10/2018	270	20,000,000.00	
1465747	192700707 AIRS TA	7/10/2018	270	8,905,384.41	
1465804	1900461	7/10/2018	270	3,175,661.01	
1465834	1900457	7/10/2018	270	1,847,280.00	
1465848	1900458	7/10/2018	270	1,647,535.00	
1465875	1900496	7/10/2018	270	1,357,082.81	
1465827	1900455	7/10/2018	270	699,685.70	
1465770	1900396	7/10/2018	270	322,099.55	
1465865	1900488	7/10/2018	270	286,409.00	
1465769	1900395	7/10/2018	270	258,383.73	
1465838	1900475	7/10/2018	270	207,839.13	
1465826	1900454	7/10/2018	270	189,299.00	
1465463	CD ACH Bank Trans	7/10/2018	270	168,000.00	
1465842	1900476	7/10/2018	270	157,251.25	
1465829	1900464	7/10/2018	270	131,027.51	
1465767	1900394	7/10/2018	270	79,760.26	
1465811	1900460	7/10/2018	270	79,663.97	
1465852	1900479	7/10/2018	270	70,084.77	
1465763	1900401	7/10/2018	270	59,068.93	
1465766	1900393	7/10/2018	270	47,944.46	
1465748	192700708 AIRS TA	7/10/2018	270	39,316.14	
1465759	1900399	7/10/2018	270	37,293.95	
1465771	1900404	7/10/2018	270	27,652.82	
1465751	192700711 AIRS DE	7/10/2018	270	22,625.00	
1465855	1900480	7/10/2018	270	10,598.40	
1465750	192700710 AIRS DE	7/10/2018	270	8,484.75	
1465445	1900398	7/10/2018	270	7,450.00	
1465778	1900407	7/10/2018	270	6,838.50	
1465819	1900450	7/10/2018	270	6,666.00	
1465764	1900392	7/10/2018	270	6,167.00	

Run Date: 1/2/2019
 Run Time: 8:52:21AM

Demand Account Activity

Page: 26
 User: 0

Start Date: 7/1/2018 End Date: 12/31/2018

Jnl. Entry	Ref #	Trx. Date	Ledger	Debit Amount	Credit Amount
1465843	1900468	7/10/2018	270	4,765.00	
1465836	1900466	7/10/2018	270	4,676.00	
1465822	1900452	7/10/2018	270	4,328.25	
1465768	1900403	7/10/2018	270	4,105.34	
1465773	1900397	7/10/2018	270	3,865.82	
1465858	1900483	7/10/2018	270	3,255.00	
1465868	1900489	7/10/2018	270	2,823.00	
1465820	1900462	7/10/2018	270	2,728.84	
1465846	1900477	7/10/2018	270	2,511.60	
1465774	1900405	7/10/2018	270	2,197.00	
1465456	1900381	7/10/2018	270	1,798.78	
1465749	192700709 AIRS DE	7/10/2018	270	1,764.13	
1465765	1900402	7/10/2018	270	1,670.79	
1465757	193980701	7/10/2018	270	1,607.22	
1465832	1900465	7/10/2018	270	1,410.00	
1465850	1900459	7/10/2018	270	1,212.41	
1465825	1900453	7/10/2018	270	981.81	
1465860	1900484	7/10/2018	270	980.00	
1465845	1900469	7/10/2018	270	920.00	
1465869	1900490	7/10/2018	270	599.46	
1465761	1900400	7/10/2018	270	420.00	
1465840	1900467	7/10/2018	270	380.00	
1465814	1900470	7/10/2018	270	372.00	
1465754	192700702	7/10/2018	270	324.00	
1465777	1900406	7/10/2018	270	180.00	
1465849	1900478	7/10/2018	270	151.55	
1465821	1900451	7/10/2018	270	128.00	
1465792	1900449	7/10/2018	270	76.41	
1465823	1900471	7/10/2018	270	60.00	
1465856	1900481	7/10/2018	270	47.55	
1465828	1900472	7/10/2018	270	38.00	
1465830	1900473	7/10/2018	270	38.00	
1465835	1900474	7/10/2018	270	24.00	
1465824	1900463	7/10/2018	270	16.38	
1465857	1900482	7/10/2018	270	10.00	
1465831	1900456	7/10/2018	270	7.50	
1465780	1900408	7/10/2018	270	4.25	
1465753	192700701	7/10/2018	270		10,912,045.54
1465756	192700703	7/10/2018	270		49,000.00
1465794	192700704	7/10/2018	270		51,000,000.00
1465866	192700706	7/10/2018	270		21,561,474.03
1465462	CD ACH Bank Trans	7/10/2018	270		734,000.00
1465467	DFA EFT REV 7/10/	7/10/2018	270		17,704.32
1465779	192700703	7/10/2018	270		1,607.22
1465854	192700701	7/10/2018	270		7,000,000.00
1466324	Back Out Journal Er	7/11/2018	270	36,140,822.22	
1466295	193000705	7/11/2018	270	27,500,000.00	
1465942	1900535	7/11/2018	270	17,584,146.37	
1465917	192700707 AIRS TA	7/11/2018	270	15,968,579.86	
1466268	1900623	7/11/2018	270	5,290,295.19	
1466269	194700701	7/11/2018	270	5,000,000.00	
1466257	1900620	7/11/2018	270	2,116,556.25	
1466293	192300702	7/11/2018	270	1,500,000.00	
1465952	193980701	7/11/2018	270	1,308,537.58	
1466318	193000707	7/11/2018	270	1,000,000.00	
1465943	1900536	7/11/2018	270	487,233.09	

Run Date: 1/2/2019
 Run Time: 8:52:21AM

Demand Account Activity

Start Date: 7/1/2018 End Date: 12/31/2018

Page: 27
 User: 0

Jnl. Entry	Ref #	Trx. Date	Ledger	Debit Amount	Credit Amount
1466316	1900663	7/11/2018	270	262,529.00	
1466280	1900624	7/11/2018	270	227,836.80	
1465929	1900538	7/11/2018	270	116,722.00	
1466260	1900604	7/11/2018	270	86,595.20	
1466265	1900666	7/11/2018	270	66,374.83	
1466267	1900622	7/11/2018	270	52,299.76	
1465918	192700708 AIRS TA	7/11/2018	270	48,645.11	
1465874	1900537	7/11/2018	270	37,164.00	
1465920	192700710 AIRS DE	7/11/2018	270	28,702.48	
1465877	1900497	7/11/2018	270	25,283.42	
1465931	1900539	7/11/2018	270	20,753.75	
1465883	1900503	7/11/2018	270	17,158.90	
1466292	1900635	7/11/2018	270	16,500.00	
1465880	1900500	7/11/2018	270	14,788.44	
1466294	1900653	7/11/2018	270	14,563.28	
1465884	1900504	7/11/2018	270	14,052.31	
1465879	1900499	7/11/2018	270	11,751.42	
1466266	1900621	7/11/2018	270	11,441.80	
1465885	1900505	7/11/2018	270	10,320.67	
1466287	1900630	7/11/2018	270	10,000.00	
1465886	1900506	7/11/2018	270	7,610.23	
1466315	1900655	7/11/2018	270	5,300.00	
1465878	1900498	7/11/2018	270	5,283.08	
1465881	1900501	7/11/2018	270	4,926.70	
1465882	1900502	7/11/2018	270	4,632.09	
1465904	1900522	7/11/2018	270	4,405.00	
1466282	1900625	7/11/2018	270	3,199.32	
1466229	1900609	7/11/2018	270	2,951.25	
1466271	1900611	7/11/2018	270	2,550.00	
1465928	1900524	7/11/2018	270	2,286.00	
1466270	1900610	7/11/2018	270	2,133.50	
1465891	1900511	7/11/2018	270	2,129.39	
1465941	1900534	7/11/2018	270	2,128.52	
1466278	1900618	7/11/2018	270	2,025.00	
1466264	1900608	7/11/2018	270	1,585.57	
1466262	1900606	7/11/2018	270	1,577.00	
1465935	1900540	7/11/2018	270	1,511.55	
1466311	1900654	7/11/2018	270	1,508.83	
1466279	1900619	7/11/2018	270	1,269.50	
1465890	1900510	7/11/2018	270	1,190.00	
1466313	1900662	7/11/2018	270	1,148.00	
1466308	1900664	7/11/2018	270	1,000.00	
1466272	1900612	7/11/2018	270	937.00	
1465921	192700702	7/11/2018	270	886.00	
1465926	1900523	7/11/2018	270	860.00	
1465895	1900603	7/11/2018	270	812.30	
1466317	1900656	7/11/2018	270	758.75	
1465940	1900533	7/11/2018	270	750.00	
1466263	1900607	7/11/2018	270	654.35	
1465927	1900531	7/11/2018	270	650.00	
1465933	1900526	7/11/2018	270	530.00	
1466298	1900631	7/11/2018	270	510.00	
1466281	1900626	7/11/2018	270	480.00	
1466276	1900616	7/11/2018	270	415.00	
1466275	1900615	7/11/2018	270	376.65	
1466310	1900657	7/11/2018	270	369.43	

Run Date: 1/2/2019
 Run Time: 8:52:21AM

Demand Account Activity

Start Date: 7/1/2018 End Date: 12/31/2018

Page: 28
 User: 0

Jnl. Entry	Ref #	Trx. Date	Ledger	Debit Amount	Credit Amount
1466261	1900605	7/11/2018	270	325.50	
1466274	1900614	7/11/2018	270	285.00	
1465919	192700709 AIRS DC	7/11/2018	270	279.99	
1466283	1900627	7/11/2018	270	254.51	
1466273	1900613	7/11/2018	270	250.00	
1466291	1900634	7/11/2018	270	244.40	
1465932	1900525	7/11/2018	270	180.00	
1466312	1900658	7/11/2018	270	170.94	
1466297	1900661	7/11/2018	270	142.30	
1465934	1900527	7/11/2018	270	140.00	
1466289	1900632	7/11/2018	270	105.60	
1466314	1900659	7/11/2018	270	97.01	
1466277	1900617	7/11/2018	270	97.00	
1465887	1900507	7/11/2018	270	90.00	
1465888	1900508	7/11/2018	270	90.00	
1465939	1900532	7/11/2018	270	50.00	
1465892	1900512	7/11/2018	270	39.56	
1465889	1900509	7/11/2018	270	34.88	
1466319	1900665	7/11/2018	270	30.00	
1465924	1900529	7/11/2018	270	22.80	
1465911	1900528	7/11/2018	270	22.80	
1466305	1900660	7/11/2018	270	20.67	
1465925	1900530	7/11/2018	270	14.40	
1466284	1900628	7/11/2018	270	7.04	
1466290	1900633	7/11/2018	270	5.43	
1466286	1900629	7/11/2018	270	2.00	
1465903	CD ACH Bank Trans	7/11/2018	270		1,188,000.00
1465923	192700703	7/11/2018	270		7,330,042.84
1465953	192700704	7/11/2018	270		1,308,537.58
1466323	192700706	7/11/2018	270		36,140,822.22
1466325	Correct Journal Entr	7/11/2018	270		36,140,822.22
1466320	Back Out Journal Er	7/11/2018	270		1,500,000.00
1465909	192700701	7/11/2018	270		17,584,146.37
1466249	192700705	7/11/2018	270		13,001,359.83
1466780	1900790	7/12/2018	270	52,208,610.51	
1466368	192700707 AIRS TA	7/12/2018	270	9,114,830.18	
1466775	1900801	7/12/2018	270	8,384,408.82	
1466376	194720701	7/12/2018	270	1,130,578.22	
1466725	1900750	7/12/2018	270	662,086.81	
1466352	1900688	7/12/2018	270	535,000.00	
1466779	1900788	7/12/2018	270	489,749.47	
1466737	1900760	7/12/2018	270	409,617.17	
1466736	1900759	7/12/2018	270	310,492.75	
1466344	1900680	7/12/2018	270	271,806.06	
1466338	1900674	7/12/2018	270	123,834.87	
1466728	1900753	7/12/2018	270	116,172.67	
1466326	1900671	7/12/2018	270	97,484.00	
1466336	1900672	7/12/2018	270	86,867.00	
1466730	1900754	7/12/2018	270	83,297.45	
1466343	1900679	7/12/2018	270	53,127.19	
1466350	1900686	7/12/2018	270	41,435.51	
1466342	1900678	7/12/2018	270	36,488.30	
1466341	1900677	7/12/2018	270	33,017.82	
1466369	192700708 AIRS TA	7/12/2018	270	31,901.54	
1466339	1900675	7/12/2018	270	26,275.81	
1466340	1900676	7/12/2018	270	25,105.90	

Run Date: 1/2/2019
 Run Time: 8:52:21AM

Demand Account Activity

Page: 29
 User: 0

Start Date: 7/1/2018 End Date: 12/31/2018

Jnl. Entry	Ref #	Trx. Date	Ledger	Debit Amount	Credit Amount
1466337	1900673	7/12/2018	270	18,498.32	
1466749	1900773	7/12/2018	270	16,374.76	
1466413	1927002	7/12/2018	270	15,673.67	
1466723	1900748	7/12/2018	270	14,600.00	
1466727	1900752	7/12/2018	270	13,901.46	
1466753	1900776	7/12/2018	270	11,970.00	
1466372	192700710 AIRS DE	7/12/2018	270	9,600.00	
1466740	1900763	7/12/2018	270	9,554.83	
1466756	1900778	7/12/2018	270	7,678.00	
1466778	1900787	7/12/2018	270	7,074.04	
1466738	1900761	7/12/2018	270	5,101.16	
1466722	1900766	7/12/2018	270	4,982.00	
1466771	1900794	7/12/2018	270	4,617.63	
1466742	1900765	7/12/2018	270	4,412.00	
1466726	1900751	7/12/2018	270	4,231.86	
1466345	1900681	7/12/2018	270	4,174.45	
1466741	1900764	7/12/2018	270	3,530.44	
1466735	1900758	7/12/2018	270	3,499.32	
1466346	1900682	7/12/2018	270	3,178.52	
1466744	1900768	7/12/2018	270	3,065.00	
1466733	1900756	7/12/2018	270	2,830.98	
1466734	1900757	7/12/2018	270	2,626.50	
1466349	1900685	7/12/2018	270	2,547.01	
1466719	1900747	7/12/2018	270	2,511.25	
1466767	1900785	7/12/2018	270	2,403.22	
1466755	1900777	7/12/2018	270	2,280.00	
1466370	192700709 AIRS DE	7/12/2018	270	2,231.76	
1466777	1900786	7/12/2018	270	1,620.00	
1466746	1900771	7/12/2018	270	1,350.00	
1466772	1900795	7/12/2018	270	1,282.50	
1466769	1900792	7/12/2018	270	1,266.20	
1466743	1900767	7/12/2018	270	1,233.38	
1466745	1900769	7/12/2018	270	1,070.00	
1466750	1900774	7/12/2018	270	1,046.14	
1466748	1900772	7/12/2018	270	990.00	
1466768	1900791	7/12/2018	270	840.00	
1466348	1900684	7/12/2018	270	769.00	
1466760	1900780	7/12/2018	270	649.00	
1466759	1900779	7/12/2018	270	640.00	
1466347	1900683	7/12/2018	270	420.00	
1466747	1900770	7/12/2018	270	380.00	
1466731	1900789	7/12/2018	270	328.99	
1466353	1900689	7/12/2018	270	262.30	
1466351	1900687	7/12/2018	270	200.00	
1466732	1900755	7/12/2018	270	115.14	
1466762	1900781	7/12/2018	270	110.00	
1466739	1900762	7/12/2018	270	74.74	
1466752	1900775	7/12/2018	270	31.09	
1466764	1900782	7/12/2018	270	15.20	
1466765	1900783	7/12/2018	270	15.20	
1466766	1900784	7/12/2018	270	9.60	
1466770	1900793	7/12/2018	270	1.26	
1466724	1900749	7/12/2018	270	0.01	
1466412	1927001	7/12/2018	270		15,673.67
1466362	192700701	7/12/2018	270		7,360,380.70
1466404	DFA EFT REV 7/12/	7/12/2018	270		22,687.58

Run Date: 1/2/2019
 Run Time: 8:52:21AM

Demand Account Activity

Start Date: 7/1/2018 End Date: 12/31/2018

Page: 30
 User: 0

Jnl. Entry	Ref #	Trx. Date	Ledger	Debit Amount	Credit Amount
1466374	192700702	7/12/2018	270		877.00
1466380	192700703	7/12/2018	270		45,000,000.00
1466782	192700702	7/12/2018	270		10,279,357.79
1466332	CD ACH Bank Trans	7/12/2018	270		2,305,000.00
1466776	192700702	7/12/2018	270		10,000,000.00
1467193	193980701	7/13/2018	270	46,000,000.00	
1467183	192700707 AIRS TA	7/13/2018	270	32,002,387.59	
1467239	193000701	7/13/2018	270	14,000,000.00	
1467191	192300701	7/13/2018	270	14,000,000.00	
1467199	194700701	7/13/2018	270	14,000,000.00	
1467153	1900825	7/13/2018	270	11,516,093.96	
1467232	1900867	7/13/2018	270	369,303.77	
1467158	1900826	7/13/2018	270	214,264.07	
1467214	1900852	7/13/2018	270	193,408.37	
1467217	1900854	7/13/2018	270	182,197.29	
1467169	1900822	7/13/2018	270	151,866.14	
1467316	1900948	7/13/2018	270	100,156.99	
1467221	1900858	7/13/2018	270	94,973.04	
1467315	1900947	7/13/2018	270	84,530.64	
1467166	1900821	7/13/2018	270	53,995.72	
1467155	1900817	7/13/2018	270	51,314.00	
1467222	1900859	7/13/2018	270	48,792.95	
1467184	192700708 AIRS TA	7/13/2018	270	42,515.63	
1467317	1900949	7/13/2018	270	41,833.46	
1467220	1900857	7/13/2018	270	35,429.72	
1467298	1900928	7/13/2018	270	31,672.51	
1467278	1900910	7/13/2018	270	26,515.97	
1467284	1900916	7/13/2018	270	25,633.81	
1467299	1900929	7/13/2018	270	25,420.00	
1467280	1900912	7/13/2018	270	23,086.86	
1467163	1900820	7/13/2018	270	18,689.47	
1467227	1900862	7/13/2018	270	17,520.00	
1467281	1900913	7/13/2018	270	12,979.97	
1467228	1900863	7/13/2018	270	11,914.07	
1467159	1900830	7/13/2018	270	11,815.12	
1467301	1900930	7/13/2018	270	10,376.00	
1467161	1900819	7/13/2018	270	9,177.92	
1467282	1900914	7/13/2018	270	9,067.11	
1467157	1900818	7/13/2018	270	7,116.21	
1467231	1900866	7/13/2018	270	6,972.00	
1467187	192700710 AIRS D€	7/13/2018	270	6,367.21	
1467218	1900855	7/13/2018	270	5,503.33	
1467283	1900915	7/13/2018	270	4,893.38	
1467173	1900823	7/13/2018	270	4,272.75	
1467178	1900833	7/13/2018	270	4,130.00	
1467216	1900853	7/13/2018	270	4,095.39	
1467188	192700711 AIRS D€	7/13/2018	270	4,050.00	
1466987	1900829	7/13/2018	270	3,348.24	
1467186	192700709 AIRS D€	7/13/2018	270	3,276.72	
1467225	1900861	7/13/2018	270	3,180.25	
1467287	1900919	7/13/2018	270	3,097.14	
1467223	1900860	7/13/2018	270	3,031.22	
1467164	1900827	7/13/2018	270	2,977.00	
1467286	1900918	7/13/2018	270	2,621.13	
1467293	1900925	7/13/2018	270	2,615.00	
1467165	1900831	7/13/2018	270	2,585.42	

Run Date: 1/2/2019
 Run Time: 8:52:21AM

Demand Account Activity

Start Date: 7/1/2018 End Date: 12/31/2018

Page: 31
 User: 0

Jnl. Entry	Ref #	Trx. Date	Ledger	Debit Amount	Credit Amount
1467170	1900832	7/13/2018	270	2,380.94	
1467292	1900924	7/13/2018	270	2,280.00	
1467189	192700703	7/13/2018	270	1,625.27	
1467285	1900917	7/13/2018	270	1,532.00	
1467303	1900931	7/13/2018	270	1,500.00	
1467200	193980702	7/13/2018	270	1,487.62	
1467305	1900932	7/13/2018	270	1,377.67	
1467171	1900828	7/13/2018	270	913.22	
1467294	1900926	7/13/2018	270	907.50	
1467296	1900927	7/13/2018	270	690.00	
1467213	1900851	7/13/2018	270	489.33	
1467307	1900933	7/13/2018	270	382.90	
1467289	1900921	7/13/2018	270	340.00	
1467288	1900920	7/13/2018	270	305.76	
1467279	1900911	7/13/2018	270	200.00	
1467180	1900834	7/13/2018	270	172.00	
1467291	1900923	7/13/2018	270	84.00	
1467290	1900922	7/13/2018	270	45.00	
1466790	1900824	7/13/2018	270	28.83	
1467219	1900856	7/13/2018	270	10.29	
1467319	192700701	7/13/2018	270	0.02	
1467206	DFA EFT REV 7/13/	7/13/2018	270		7,518.55
1467306	Back Out Journal Er	7/13/2018	270		1,625.27
1467275	192700701	7/13/2018	270		115,499,497.15
1467149	192700701	7/13/2018	270		6,905,485.74
1467152	192700702	7/13/2018	270		11,516,093.96
1467201	192700704	7/13/2018	270		1,487.62
1467856	192700706EFT AIRS	7/16/2018	270	50,712,463.90	
1467867	19270014	7/16/2018	270	39,881,926.18	
1467877	1901019	7/16/2018	270	20,382,238.05	
1467822	1927005	7/16/2018	270	14,000,000.00	
1467878	1901020	7/16/2018	270	9,082,880.70	
1467883	1901025	7/16/2018	270	4,546,447.27	
1467824	1927001	7/16/2018	270	2,500,000.00	
1467866	1901016	7/16/2018	270	2,091,242.81	
1467902	1901044	7/16/2018	270	1,578,173.52	
1467879	1901021	7/16/2018	270	317,625.39	
1467807	1900983	7/16/2018	270	199,325.02	
1467832	192700612	7/16/2018	270	189,110.11	
1467889	1901028	7/16/2018	270	133,858.12	
1467803	1900989	7/16/2018	270	120,968.24	
1467801	1900988	7/16/2018	270	48,203.32	
1467862	1901015	7/16/2018	270	43,652.36	
1467799	1900987	7/16/2018	270	34,102.64	
1467875	1901018	7/16/2018	270	31,664.60	
1467329	1901017	7/16/2018	270	29,582.94	
1467841	1901004	7/16/2018	270	24,543.80	
1467811	1900984	7/16/2018	270	20,151.00	
1467891	1901029	7/16/2018	270	19,791.55	
1467819	1900975	7/16/2018	270	16,775.00	
1467812	1900994	7/16/2018	270	12,481.24	
1467885	1901026	7/16/2018	270	12,282.92	
1467880	1901022	7/16/2018	270	11,975.40	
1467863	192700709IRPCC A	7/16/2018	270	11,507.43	
1467809	1900993	7/16/2018	270	9,831.94	
1467818	1900974	7/16/2018	270	8,825.00	

Run Date: 1/2/2019
 Run Time: 8:52:21AM

Demand Account Activity

Start Date: 7/1/2018 End Date: 12/31/2018

Page: 32
 User: 0

Jnl. Entry	Ref #	Trx. Date	Ledger	Debit Amount	Credit Amount
1467844	1901005	7/16/2018	270	7,518.29	
1467806	1900991	7/16/2018	270	6,609.16	
1467808	1900992	7/16/2018	270	6,108.18	
1467794	1900985	7/16/2018	270	5,343.96	
1467792	1900978	7/16/2018	270	5,149.15	
1467903	1901045	7/16/2018	270	4,263.70	
1467858	192700707AIRS CC	7/16/2018	270	3,127.59	
1467802	1900981	7/16/2018	270	2,558.00	
1467804	1900982	7/16/2018	270	1,869.49	
1467887	1901027	7/16/2018	270	1,619.82	
1467805	1900990	7/16/2018	270	1,546.66	
1467821	1900977	7/16/2018	270	1,530.00	
1467904	1901046	7/16/2018	270	1,391.00	
1467833	1901006	7/16/2018	270	1,282.76	
1467798	1900986	7/16/2018	270	1,232.26	
1467786	1900962	7/16/2018	270	1,100.00	
1467820	1900976	7/16/2018	270	1,051.94	
1467859	192700708IFTA CC	7/16/2018	270	608.80	
1467835	1901007	7/16/2018	270	572.25	
1467865	192700710ABC LIC	7/16/2018	270	525.00	
1467837	1901008	7/16/2018	270	405.00	
1467905	1901047	7/16/2018	270	350.00	
1467785	1900961	7/16/2018	270	350.00	
1467797	1900979	7/16/2018	270	337.07	
1467882	1901024	7/16/2018	270	284.06	
1467881	1901023	7/16/2018	270	130.47	
1467817	1900973	7/16/2018	270	128.00	
1467800	1900980	7/16/2018	270	87.86	
1467789	CD ACH Bank Trans	7/16/2018	270		1,274,000.00
1467861	Reverse RCPT #183	7/16/2018	270		0.30
1467900	19270020	7/16/2018	270		6,414,910.75
1467901	8007841 EFT REV C	7/16/2018	270		2,973.69
1467906	18270025	7/16/2018	270		15,000,000.00
1467827	1927003	7/16/2018	270		6,209,379.59
1467888	19270016	7/16/2018	270		117,100,000.00
1467831	1927011	7/16/2018	270		0.88
1468264	192700701EFT AIRS	7/17/2018	270	144,575,893.74	
1468244	192700715	7/17/2018	270	15,000,000.00	
1468316	1901198	7/17/2018	270	13,089,802.05	
1468304	1901197	7/17/2018	270	4,034,222.45	
1468331	1901191	7/17/2018	270	1,337,235.94	
1467915	CD ACH Bank Trans	7/17/2018	270	1,000,000.00	
1468361	192700726	7/17/2018	270	1,000,000.00	
1468176	1901061	7/17/2018	270	869,000.00	
1468208	1901089	7/17/2018	270	618,741.00	
1468363	192700703nonairs e	7/17/2018	270	590,446.63	
1468281	1901156	7/17/2018	270	551,138.29	
1468212	1901090	7/17/2018	270	363,270.00	
1468283	1901157	7/17/2018	270	273,292.69	
1468294	1901152	7/17/2018	270	174,037.83	
1468305	1901164	7/17/2018	270	128,350.54	
1468306	1901165	7/17/2018	270	94,504.09	
1468349	1901216	7/17/2018	270	82,761.00	
1467908	1901058	7/17/2018	270	80,968.50	
1468335	1901193	7/17/2018	270	55,458.09	
1468339	1901196	7/17/2018	270	48,406.10	

Run Date: 1/2/2019
Run Time: 8:52:21AM

Demand Account Activity

Start Date: 7/1/2018 End Date: 12/31/2018

Page: 33
User: 0

Jnl. Entry	Ref #	Trx. Date	Ledger	Debit Amount	Credit Amount
1468280	1901155	7/17/2018	270	38,885.00	
1468338	1901195	7/17/2018	270	33,229.40	
1468358	192700702AIRS CC	7/17/2018	270	28,748.38	
1468285	1901158	7/17/2018	270	16,602.02	
1467913	1901060	7/17/2018	270	15,242.89	
1468298	1901154	7/17/2018	270	13,802.76	
1468284	1901162	7/17/2018	270	8,842.38	
1468332	1901205	7/17/2018	270	8,149.35	
1468337	1901194	7/17/2018	270	7,330.85	
1468307	1901166	7/17/2018	270	7,193.21	
1468300	1901163	7/17/2018	270	6,377.14	
1468360	192700709IRPCC A	7/17/2018	270	5,954.98	
1468215	1901091	7/17/2018	270	5,875.00	
1468336	1901206	7/17/2018	270	5,217.95	
1468209	1901109	7/17/2018	270	5,155.00	
1468234	1901100	7/17/2018	270	5,110.00	
1468206	1901088	7/17/2018	270	5,081.71	
1468326	1901202	7/17/2018	270	5,045.75	
1468287	1901159	7/17/2018	270	4,981.57	
1468329	1901203	7/17/2018	270	4,380.00	
1468328	1901190	7/17/2018	270	3,865.00	
1468356	192700708IFTA CC	7/17/2018	270	3,560.66	
1468346	1901214	7/17/2018	270	3,235.00	
1468219	1901093	7/17/2018	270	2,644.00	
1468213	1901111	7/17/2018	270	2,644.00	
1468282	1901161	7/17/2018	270	2,547.99	
1468345	192700710ABC LIC	7/17/2018	270	2,325.00	
1468333	1901192	7/17/2018	270	2,219.18	
1468214	1901104	7/17/2018	270	1,982.00	
1468308	1901167	7/17/2018	270	1,568.49	
1468207	1901102	7/17/2018	270	1,423.00	
1468344	1901213	7/17/2018	270	1,196.35	
1468233	1901118	7/17/2018	270	1,146.08	
1468217	1901092	7/17/2018	270	1,100.00	
1468224	1901113	7/17/2018	270	1,087.00	
1468327	1901189	7/17/2018	270	1,007.50	
1468210	1901110	7/17/2018	270	980.00	
1468196	1901101	7/17/2018	270	980.00	
1468310	1901169	7/17/2018	270	745.00	
1468225	1901095	7/17/2018	270	633.00	
1468313	1901172	7/17/2018	270	553.00	
1468314	1901173	7/17/2018	270	539.00	
1468311	1901170	7/17/2018	270	467.00	
1468296	1901153	7/17/2018	270	464.77	
1468312	1901171	7/17/2018	270	428.42	
1468299	1901179	7/17/2018	270	380.00	
1468297	1901178	7/17/2018	270	323.75	
1468301	1901180	7/17/2018	270	316.00	
1468330	1901204	7/17/2018	270	257.61	
1468352	182700712	7/17/2018	270	249.00	
1468220	1901112	7/17/2018	270	220.00	
1468223	1901094	7/17/2018	270	220.00	
1468325	1901188	7/17/2018	270	216.00	
1468318	1901183	7/17/2018	270	200.00	
1468289	1901182	7/17/2018	270	175.00	
1468216	1901105	7/17/2018	270	160.00	

Run Date: 1/2/2019
 Run Time: 8:52:21AM

Demand Account Activity

Start Date: 7/1/2018 End Date: 12/31/2018

Page: 34
 User: 0

Jnl. Entry	Ref #	Trx. Date	Ledger	Debit Amount	Credit Amount
1468295	1901177	7/17/2018	270	141.00	
1468309	1901168	7/17/2018	270	128.57	
1468291	1901176	7/17/2018	270	105.00	
1468279	1901160	7/17/2018	270	101.28	
1468288	1901175	7/17/2018	270	100.00	
1468302	1901181	7/17/2018	270	85.00	
1468174	1901059	7/17/2018	270	81.37	
1468211	1901103	7/17/2018	270	80.00	
1468229	1901114	7/17/2018	270	80.00	
1468315	1901174	7/17/2018	270	80.00	
1468321	1901185	7/17/2018	270	70.00	
1468317	1901199	7/17/2018	270	66.37	
1468231	1901115	7/17/2018	270	60.80	
1468235	1901116	7/17/2018	270	60.80	
1468319	1901184	7/17/2018	270	60.00	
1468226	1901096	7/17/2018	270	60.00	
1468322	1901186	7/17/2018	270	50.00	
1468323	1901187	7/17/2018	270	50.00	
1468354	182700714	7/17/2018	270	45.00	
1468238	1901117	7/17/2018	270	38.40	
1468227	1901097	7/17/2018	270	38.00	
1468230	1901098	7/17/2018	270	38.00	
1468324	1901201	7/17/2018	270	28.83	
1468232	1901099	7/17/2018	270	24.00	
1468221	1901107	7/17/2018	270	15.20	
1468218	1901106	7/17/2018	270	15.20	
1468347	1901215	7/17/2018	270	10.00	
1468200	1901108	7/17/2018	270	9.60	
1468320	1901200	7/17/2018	270	4.25	
1467914	CD ACH Bank Trans	7/17/2018	270		2,439,000.00
1468245	8007844 EFT REV C	7/17/2018	270		102,350.12
1468247	182700716	7/17/2018	270		144,500,000.00
1468362	192700725	7/17/2018	270		24,808,730.76
1468364	Back Out Journal Er	7/17/2018	270		1,000,000.00
1468351	182700717	7/17/2018	270		1,937,325.00
1468353	182700713	7/17/2018	270		9,245,353.49
1469050	192700702EFT AIR	7/18/2018	270	35,102,142.06	
1469033	192700710	7/18/2018	270	23,000,000.00	
1469004	192700701	7/18/2018	270	15,000,000.00	
1469009	1901238	7/18/2018	270	10,036,792.10	
1469105	1901297	7/18/2018	270	1,117,127.67	
1469162	192700721	7/18/2018	270	1,000,000.00	
1469060	1901264	7/18/2018	270	600,873.00	
1469107	1901298	7/18/2018	270	447,686.02	
1469116	1901311	7/18/2018	270	294,324.05	
1469025	1901230	7/18/2018	270	151,718.01	
1469022	1901228	7/18/2018	270	146,138.42	
1469003	CD ACH Bank Trans	7/18/2018	270	125,000.00	
1469007	1901224	7/18/2018	270	118,940.15	
1469027	1901231	7/18/2018	270	114,712.10	
1469114	1901299	7/18/2018	270	62,519.69	
1469117	1901300	7/18/2018	270	58,437.90	
1469011	1901225	7/18/2018	270	51,364.09	
1469023	1901229	7/18/2018	270	45,495.23	
1469067	192700704IFTA CC	7/18/2018	270	35,668.75	
1468371	1901232	7/18/2018	270	32,053.61	

Run Date: 1/2/2019
 Run Time: 8:52:21AM

Demand Account Activity

Start Date: 7/1/2018 End Date: 12/31/2018

Page: 35
 User: 0

Jnl. Entry	Ref #	Trx. Date	Ledger	Debit Amount	Credit Amount
1469051	192700703CC AIRS	7/18/2018	270	30,761.80	
1469019	1901243	7/18/2018	270	29,266.87	
1469131	1901301	7/18/2018	270	17,697.09	
1469118	1901312	7/18/2018	270	17,293.45	
1469020	1901227	7/18/2018	270	17,015.33	
1469086	1901286	7/18/2018	270	16,987.58	
1468374	1901241	7/18/2018	270	16,248.14	
1469069	192700705IRPCC A	7/18/2018	270	16,027.11	
1469071	192700706ABC LIC	7/18/2018	270	13,500.00	
1469081	1901282	7/18/2018	270	12,370.14	
1468372	1901223	7/18/2018	270	12,003.00	
1469120	1901327	7/18/2018	270	10,409.19	
1469008	1901233	7/18/2018	270	10,290.00	
1469073	1901273	7/18/2018	270	9,674.32	
1469096	192700715	7/18/2018	270	7,414.63	
1469012	1901234	7/18/2018	270	6,407.23	
1469046	1901254	7/18/2018	270	5,555.00	
1469119	1901313	7/18/2018	270	3,727.71	
1469014	1901235	7/18/2018	270	2,668.43	
1469024	1901244	7/18/2018	270	2,630.00	
1469089	1901289	7/18/2018	270	2,470.00	
1469115	1901310	7/18/2018	270	2,294.00	
1469084	1901284	7/18/2018	270	1,978.31	
1469015	1901226	7/18/2018	270	1,644.63	
1469047	1901256	7/18/2018	270	1,551.00	
1469087	1901287	7/18/2018	270	1,519.00	
1469090	1901290	7/18/2018	270	1,395.00	
1469122	1901328	7/18/2018	270	1,072.33	
1469053	1901255	7/18/2018	270	1,060.00	
1469026	1901245	7/18/2018	270	1,035.96	
1469088	1901288	7/18/2018	270	930.00	
1469058	1901258	7/18/2018	270	722.00	
1469124	1901329	7/18/2018	270	672.06	
1469125	1901330	7/18/2018	270	633.70	
1469126	1901331	7/18/2018	270	552.00	
1469085	1901285	7/18/2018	270	548.85	
1469018	1901236	7/18/2018	270	526.08	
1469083	1901283	7/18/2018	270	477.05	
1469010	1901242	7/18/2018	270	340.00	
1469006	1901237	7/18/2018	270	260.16	
1469127	1901303	7/18/2018	270	243.19	
1469030	192700708	7/18/2018	270	138.00	
1469029	1901259	7/18/2018	270	130.00	
1469055	1901257	7/18/2018	270	130.00	
1469121	1901302	7/18/2018	270	98.20	
1469013	1901239	7/18/2018	270	52.00	
1469052	1901260	7/18/2018	270	45.60	
1469043	1901261	7/18/2018	270	45.60	
1469091	1901291	7/18/2018	270	42.00	
1469054	1901262	7/18/2018	270	28.80	
1469016	1901240	7/18/2018	270	22.50	
1469002	CD ACH Bank Trans	7/18/2018	270		1,510,000.00
1469100	8007851 EFT REV C	7/18/2018	270		51,913.49
1469106	8007852 EFT ACCT	7/18/2018	270		7.00
1469005	192700707	7/18/2018	270		18,673,107.54
1469031	192700709	7/18/2018	270		10,036,792.10

Run Date: 1/2/2019
 Run Time: 8:52:21AM

Demand Account Activity

Start Date: 7/1/2018 End Date: 12/31/2018

Page: 36
 User: 0

Jnl. Entry	Ref #	Trx. Date	Ledger	Debit Amount	Credit Amount
1469093	189000712	7/18/2018	270		7,414.63
1469097	192700716	7/18/2018	270		50,360,000.00
1469161	192700720	7/18/2018	270		6,634,462.52
1470369	1901490	7/19/2018	270	48,689,839.08	
1470289	182700709	7/19/2018	270	25,000,000.00	
1470290	182700710	7/19/2018	270	16,000,000.00	
1470252	192700702AIRS EF	7/19/2018	270	13,981,021.30	
1470220	1901387	7/19/2018	270	1,200,000.00	
1470364	1901489	7/19/2018	270	1,030,517.14	
1470272	182700708	7/19/2018	270	1,000,000.00	
1470235	1901381	7/19/2018	270	830,475.38	
1470236	1901391	7/19/2018	270	429,014.16	
1470229	1901386	7/19/2018	270	380,589.40	
1470332	1901500	7/19/2018	270	304,833.00	
1470274	1901411	7/19/2018	270	259,370.00	
1470342	1901469	7/19/2018	270	193,889.15	
1470228	1901388	7/19/2018	270	178,347.16	
1470310	1901442	7/19/2018	270	176,894.00	
1470380	1901492	7/19/2018	270	86,780.15	
1470273	1901410	7/19/2018	270	86,210.00	
1470233	1901390	7/19/2018	270	85,169.60	
1470226	1901378	7/19/2018	270	75,630.21	
1470366	1901507	7/19/2018	270	71,565.57	
1470382	1901493	7/19/2018	270	65,209.59	
1470250	192700703CCAIRS	7/19/2018	270	46,539.19	
1470253	192700703CC AIRS	7/19/2018	270	46,539.19	
1470309	1901441	7/19/2018	270	37,844.94	
1470238	1901392	7/19/2018	270	32,453.98	
1470237	1901382	7/19/2018	270	30,676.91	
1470360	1901485	7/19/2018	270	24,425.73	
1470234	1901380	7/19/2018	270	23,996.90	
1470361	1901486	7/19/2018	270	23,540.16	
1470256	182700704IFTA CC	7/19/2018	270	20,423.71	
1470227	1901385	7/19/2018	270	20,000.00	
1470232	1901379	7/19/2018	270	18,728.37	
1470384	182700721	7/19/2018	270	17,798.98	
1470362	1901487	7/19/2018	270	17,168.89	
1470295	1901427	7/19/2018	270	16,234.00	
1470267	1901406	7/19/2018	270	15,008.11	
1470377	1901491	7/19/2018	270	13,866.50	
1469159	1901383	7/19/2018	270	13,455.61	
1470225	1901384	7/19/2018	270	12,364.35	
1470298	1901430	7/19/2018	270	11,866.60	
1470306	1901438	7/19/2018	270	11,205.00	
1470308	1901440	7/19/2018	270	10,087.00	
1470356	1901482	7/19/2018	270	9,019.78	
1470357	1901483	7/19/2018	270	6,833.89	
1470294	1901426	7/19/2018	270	6,795.00	
1470271	1901409	7/19/2018	270	5,430.00	
1470257	192700705IRPCC A	7/19/2018	270	4,964.19	
1470264	1901404	7/19/2018	270	4,609.71	
1470265	1901405	7/19/2018	270	4,355.68	
1470385	1901494	7/19/2018	270	4,152.94	
1470230	1901389	7/19/2018	270	4,044.95	
1470311	1901443	7/19/2018	270	3,848.12	
1470304	1901436	7/19/2018	270	3,180.25	

Run Date: 1/2/2019
 Run Time: 8:52:21AM

Demand Account Activity

Start Date: 7/1/2018 End Date: 12/31/2018

Page: 37
 User: 0

Jnl. Entry	Ref #	Trx. Date	Ledger	Debit Amount	Credit Amount
1470338	1901466	7/19/2018	270	2,785.00	
1470365	1901506	7/19/2018	270	2,310.75	
1470363	1901488	7/19/2018	270	2,261.80	
1470345	1901472	7/19/2018	270	2,200.00	
1470305	1901437	7/19/2018	270	2,160.00	
1470297	1901429	7/19/2018	270	1,820.00	
1470358	1901484	7/19/2018	270	1,795.47	
1470359	1901505	7/19/2018	270	1,733.06	
1470340	1901467	7/19/2018	270	1,147.50	
1470268	1901407	7/19/2018	270	1,000.00	
1470337	1901465	7/19/2018	270	892.00	
1470344	1901471	7/19/2018	270	851.66	
1470262	1901402	7/19/2018	270	840.00	
1470263	1901403	7/19/2018	270	840.00	
1470307	1901439	7/19/2018	270	810.00	
1470266	192700707	7/19/2018	270	796.99	
1470341	1901468	7/19/2018	270	747.50	
1470293	1901425	7/19/2018	270	420.00	
1470352	1901478	7/19/2018	270	393.00	
1470353	1901479	7/19/2018	270	384.00	
1470354	1901480	7/19/2018	270	355.00	
1470303	1901435	7/19/2018	270	345.00	
1470355	1901481	7/19/2018	270	292.08	
1470347	1901474	7/19/2018	270	242.59	
1470270	1901408	7/19/2018	270	200.00	
1470343	1901470	7/19/2018	270	194.00	
1470348	1901475	7/19/2018	270	178.00	
1470349	1901476	7/19/2018	270	170.00	
1470292	1901428	7/19/2018	270	170.00	
1470351	1901477	7/19/2018	270	169.00	
1470291	1901424	7/19/2018	270	165.00	
1470302	1901434	7/19/2018	270	60.00	
1470299	1901431	7/19/2018	270	22.80	
1470300	1901432	7/19/2018	270	22.80	
1470346	1901473	7/19/2018	270	15.00	
1470301	1901433	7/19/2018	270	14.40	
1470212	CD ACH Bank Trans	7/19/2018	270		2,619,000.00
1470277	8007861 EFT REV C	7/19/2018	270		169,501.94
1470261	192700706	7/19/2018	270		4,065,401.80
1470379	192700720	7/19/2018	270		2,695,212.00
1470388	182700724	7/19/2018	270		17,799.98
1470390	192700730	7/19/2018	270		9,166,066.84
1470391	182700735	7/19/2018	270		92,000,000.00
1470392	Back Out Journal Er	7/19/2018	270		46,539.19
1470962	194700701	7/20/2018	270	185,000,000.00	
1470822	192700707 AIRS TA	7/20/2018	270	33,082,008.46	
1470827	193000705	7/20/2018	270	24,000,000.00	
1470917	1901657	7/20/2018	270	5,520,710.97	
1470919	1901659	7/20/2018	270	1,568,519.06	
1470399	CD ACH Bank Trans	7/20/2018	270	540,000.00	
1470883	1901602	7/20/2018	270	499,466.50	
1470885	1901604	7/20/2018	270	493,026.64	
1470760	1901533	7/20/2018	270	427,915.93	
1470865	1901582	7/20/2018	270	207,726.29	
1470948	1901691	7/20/2018	270	190,337.52	
1470401	1901517	7/20/2018	270	171,349.40	

Run Date: 1/2/2019
Run Time: 8:52:21AM

Demand Account Activity

Start Date: 7/1/2018 End Date: 12/31/2018

Page: 38
User: 0

Jnl. Entry	Ref #	Trx. Date	Ledger	Debit Amount	Credit Amount
1470759	1901532	7/20/2018	270	114,420.53	
1470920	1901660	7/20/2018	270	97,285.10	
1470755	1901539	7/20/2018	270	77,881.29	
1470757	1901540	7/20/2018	270	63,376.70	
1470949	1901688	7/20/2018	270	56,703.94	
1470823	192700708 AIRS TA	7/20/2018	270	44,321.66	
1470887	1901606	7/20/2018	270	42,399.92	
1470880	192700703	7/20/2018	270	30,990.00	
1470402	1901518	7/20/2018	270	24,888.00	
1470922	1901661	7/20/2018	270	24,462.83	
1470950	1901689	7/20/2018	270	22,907.69	
1470753	1901538	7/20/2018	270	20,465.59	
1470884	1901603	7/20/2018	270	19,300.81	
1470915	1901655	7/20/2018	270	15,333.60	
1470888	1901607	7/20/2018	270	15,198.71	
1470952	1901690	7/20/2018	270	14,245.02	
1470857	1901583	7/20/2018	270	13,227.14	
1470889	1901608	7/20/2018	270	11,238.12	
1470824	192700709 AIRS DE	7/20/2018	270	10,933.04	
1470765	1901541	7/20/2018	270	10,878.00	
1470894	192700706	7/20/2018	270	9,262.50	
1470766	1901542	7/20/2018	270	8,520.00	
1470762	1901535	7/20/2018	270	7,962.20	
1470879	1901600	7/20/2018	270	7,778.05	
1470763	1901536	7/20/2018	270	7,453.23	
1470825	192700710 AIRS DE	7/20/2018	270	7,066.56	
1470886	1901605	7/20/2018	270	6,213.09	
1470761	1901534	7/20/2018	270	6,203.78	
1470918	1901658	7/20/2018	270	6,173.68	
1470863	1901584	7/20/2018	270	6,050.00	
1470767	1901544	7/20/2018	270	5,502.08	
1470407	1901537	7/20/2018	270	4,195.43	
1470935	1901685	7/20/2018	270	4,175.81	
1470826	192700711 AIRS DE	7/20/2018	270	3,270.00	
1470890	1901609	7/20/2018	270	3,075.88	
1470891	1901610	7/20/2018	270	2,936.83	
1470867	1901586	7/20/2018	270	2,848.00	
1470882	1901601	7/20/2018	270	2,196.99	
1470910	1901651	7/20/2018	270	1,900.00	
1470791	1901588	7/20/2018	270	1,334.00	
1470943	1901684	7/20/2018	270	1,218.20	
1470866	1901585	7/20/2018	270	1,150.00	
1470400	1901516	7/20/2018	270	1,100.00	
1470911	1901652	7/20/2018	270	847.50	
1470872	1901594	7/20/2018	270	650.00	
1470873	1901595	7/20/2018	270	595.00	
1470957	1901696	7/20/2018	270	588.44	
1470799	1901543	7/20/2018	270	550.00	
1470876	1901597	7/20/2018	270	550.00	
1470878	1901599	7/20/2018	270	550.00	
1470944	1901683	7/20/2018	270	510.00	
1470914	1901654	7/20/2018	270	426.73	
1470871	1901593	7/20/2018	270	400.00	
1470955	1901692	7/20/2018	270	338.23	
1470892	1901611	7/20/2018	270	260.96	
1470869	1901587	7/20/2018	270	240.00	

Run Date: 1/2/2019
 Run Time: 8:52:21AM

Demand Account Activity

Page: 39
 User: 0

Start Date: 7/1/2018 End Date: 12/31/2018

Jnl. Entry	Ref #	Trx. Date	Ledger	Debit Amount	Credit Amount
1470953	1901693	7/20/2018	270	238.69	
1470916	1901656	7/20/2018	270	200.00	
1470946	1901686	7/20/2018	270	198.21	
1470877	1901598	7/20/2018	270	180.00	
1470843	1901612	7/20/2018	270	177.08	
1470874	1901596	7/20/2018	270	125.00	
1470912	1901653	7/20/2018	270	117.00	
1470947	1901687	7/20/2018	270	95.76	
1470848	1901589	7/20/2018	270	80.00	
1470403	1901519	7/20/2018	270	70.24	
1470845	1901613	7/20/2018	270	36.00	
1470851	1901590	7/20/2018	270	22.80	
1470854	1901591	7/20/2018	270	22.80	
1470870	1901592	7/20/2018	270	14.40	
1470956	1901694	7/20/2018	270	5.25	
1470951	1901695	7/20/2018	270	5.08	
1470904	192700712	7/20/2018	270		1,000,000.00
1470828	8007865	7/20/2018	270		30,659.52
1470811	192700701	7/20/2018	270		8,488,389.88
1470881	192700705	7/20/2018	270		92,430,730.56
1470875	192700702	7/20/2018	270		30,989.00
1470939	192700713	7/20/2018	270		147,801,840.35
1470398	CD ACH Bank Trans	7/20/2018	270		2,710,000.00
1470959	CD ACH Bank Trans	7/23/2018	270	132,343,802.00	
1471375	Correct Journal Entr	7/23/2018	270	130,243,802.00	
1471268	192700707 AIRS TA	7/23/2018	270	84,492,730.50	
1471276	193000704	7/23/2018	270	55,000,000.00	
1471235	1901712	7/23/2018	270	1,759,995.53	
1471373	1901777	7/23/2018	270	1,105,114.64	
1471231	1901708	7/23/2018	270	595,952.54	
1471314	1901775	7/23/2018	270	341,372.80	
1471245	1901718	7/23/2018	270	326,783.40	
1471347	1901822	7/23/2018	270	324,967.56	
1471324	1901776	7/23/2018	270	292,579.02	
1471325	1901778	7/23/2018	270	263,184.06	
1471236	1901713	7/23/2018	270	223,766.01	
1471350	1901823	7/23/2018	270	152,940.22	
1471309	1901770	7/23/2018	270	132,808.98	
1471234	1901711	7/23/2018	270	121,417.11	
1471246	1901719	7/23/2018	270	79,615.58	
1471258	1901731	7/23/2018	270	64,897.21	
1471247	1901720	7/23/2018	270	62,169.44	
1471243	1901717	7/23/2018	270	39,651.04	
1471354	1901824	7/23/2018	270	33,940.28	
1471380	1901827	7/23/2018	270	13,442.50	
1471383	1901828	7/23/2018	270	8,761.00	
1471345	1901821	7/23/2018	270	7,705.00	
1471310	1901771	7/23/2018	270	5,837.50	
1471269	192700708 AIRS TA	7/23/2018	270	5,498.36	
1471271	192700710 AIRS DE	7/23/2018	270	5,284.88	
1471281	1901750	7/23/2018	270	4,955.00	
1471257	1901730	7/23/2018	270	4,773.00	
1471308	1901769	7/23/2018	270	3,761.46	
1471279	1901748	7/23/2018	270	3,102.00	
1471365	1901804	7/23/2018	270	2,973.46	
1471255	1901729	7/23/2018	270	2,934.91	

Run Date: 1/2/2019
 Run Time: 8:52:21AM

Demand Account Activity

Start Date: 7/1/2018 End Date: 12/31/2018

Page: 40
 User: 0

Jnl. Entry	Ref #	Trx. Date	Ledger	Debit Amount	Credit Amount
1471339	1901817	7/23/2018	270	2,851.00	
1471337	1901818	7/23/2018	270	2,580.44	
1471272	192700711 AIRS DE	7/23/2018	270	2,250.00	
1471270	192700709 AIRS DE	7/23/2018	270	2,169.56	
1471342	1901819	7/23/2018	270	1,992.57	
1471194	1901707	7/23/2018	270	1,956.57	
1471300	192700706	7/23/2018	270	1,851.67	
1471239	1901716	7/23/2018	270	1,682.39	
1471352	1901756	7/23/2018	270	1,575.00	
1471348	1901814	7/23/2018	270	1,510.05	
1471238	1901715	7/23/2018	270	1,475.79	
1471357	1901757	7/23/2018	270	1,072.50	
1471312	1901773	7/23/2018	270	954.73	
1471280	1901749	7/23/2018	270	940.00	
1471232	1901709	7/23/2018	270	927.00	
1471371	1901803	7/23/2018	270	650.00	
1471351	1901815	7/23/2018	270	605.37	
1471344	1901820	7/23/2018	270	477.97	
1471334	1901774	7/23/2018	270	432.45	
1471353	1901816	7/23/2018	270	368.35	
1471374	1901807	7/23/2018	270	360.00	
1471377	1901808	7/23/2018	270	343.00	
1471277	1901746	7/23/2018	270	340.00	
1471332	1901809	7/23/2018	270	328.00	
1471361	1901764	7/23/2018	270	270.00	
1471278	1901747	7/23/2018	270	260.00	
1471364	1901765	7/23/2018	270	250.00	
1471333	1901810	7/23/2018	270	175.00	
1471336	1901811	7/23/2018	270	155.00	
1471340	1901812	7/23/2018	270	95.00	
1471275	1901745	7/23/2018	270	60.00	
1471341	1901813	7/23/2018	270	60.00	
1471237	1901714	7/23/2018	270	59.04	
1471370	1901805	7/23/2018	270	35.00	
1471372	1901806	7/23/2018	270	25.00	
1471233	1901710	7/23/2018	270	21.70	
1471311	1901772	7/23/2018	270	12.97	
1470958	CD ACH Bank Trans	7/23/2018	270		31,788,934.00
1471263	DFA EFT REV 7-23-	7/23/2018	270		15,225.74
1471284	EFT SS REV 7-23-1	7/23/2018	270		725.28
1471254	192700701	7/23/2018	270		1,983,761.54
1471256	192700702	7/23/2018	270		8,336,218.45
1471298	192700704	7/23/2018	270		87,000,000.00
1471299	192700705	7/23/2018	270		1,851.67
1471302	192700712	7/23/2018	270		143,702,636.94
1471368	Back Out Journal Er	7/23/2018	270		132,343,802.00
1471362	192700714	7/23/2018	270		3,506,228.10
1471755	192700707 AIRS TA	7/24/2018	270	91,382,169.52	
1471760	193000705	7/24/2018	270	10,000,000.00	
1471407	CD ACH Bank Trans	7/24/2018	270	4,000,000.00	
1471805	1901892	7/24/2018	270	1,234,244.10	
1471819	1901900	7/24/2018	270	319,855.00	
1471862	1901940	7/24/2018	270	257,269.69	
1471804	1901891	7/24/2018	270	235,888.38	
1471781	1901874	7/24/2018	270	120,000.00	
1471405	1901851	7/24/2018	270	83,000.00	

Run Date: 1/2/2019
 Run Time: 8:52:21AM

Demand Account Activity

Start Date: 7/1/2018 End Date: 12/31/2018

Page: 41
 User: 0

Jnl. Entry	Ref #	Trx. Date	Ledger	Debit Amount	Credit Amount
1471861	1901939	7/24/2018	270	78,241.79	
1471823	1901901	7/24/2018	270	60,595.00	
1471732	1901849	7/24/2018	270	46,248.36	
1471729	1901854	7/24/2018	270	37,306.56	
1471857	1901937	7/24/2018	270	37,210.00	
1471806	1901893	7/24/2018	270	35,579.79	
1471735	1901853	7/24/2018	270	27,829.25	
1471730	1901852	7/24/2018	270	22,690.36	
1471812	1901897	7/24/2018	270	19,726.03	
1471757	192700709 AIRS D€	7/24/2018	270	5,417.88	
1471772	1901872	7/24/2018	270	4,840.00	
1471817	1901899	7/24/2018	270	4,758.75	
1471739	1901847	7/24/2018	270	3,019.00	
1471815	1901898	7/24/2018	270	2,965.00	
1471774	1901870	7/24/2018	270	2,440.00	
1471756	192700708 AIRS TA	7/24/2018	270	2,298.59	
1471848	1901935	7/24/2018	270	2,050.00	
1471853	1901936	7/24/2018	270	1,870.00	
1471807	1901894	7/24/2018	270	1,779.38	
1471734	1901850	7/24/2018	270	1,489.98	
1471825	1901902	7/24/2018	270	1,360.00	
1471758	192700710 AIRS D€	7/24/2018	270	1,350.00	
1471792	192700706	7/24/2018	270	1,264.51	
1471808	1901895	7/24/2018	270	1,057.79	
1471856	1901934	7/24/2018	270	948.00	
1471733	1901855	7/24/2018	270	930.67	
1471777	1901873	7/24/2018	270	920.00	
1471745	192700701	7/24/2018	270	880.00	
1471773	1901868	7/24/2018	270	837.00	
1471776	1901864	7/24/2018	270	800.00	
1471810	1901896	7/24/2018	270	495.41	
1471860	1901933	7/24/2018	270	330.00	
1471737	1901856	7/24/2018	270	237.65	
1471770	1901871	7/24/2018	270	200.00	
1471762	1901869	7/24/2018	270	100.00	
1471401	1901848	7/24/2018	270	90.00	
1471843	1901938	7/24/2018	270	80.00	
1471775	1901863	7/24/2018	270	75.00	
1471780	1901865	7/24/2018	270	22.80	
1471782	1901866	7/24/2018	270	22.80	
1471771	1901867	7/24/2018	270	14.40	
1471406	CD ACH Bank Trans	7/24/2018	270		10,656,000.00
1471798	DFA EFT REV 7/24/	7/24/2018	270		13,516.50
1471796	192700715	7/24/2018	270		31,457,416.08
1471746	192700702	7/24/2018	270		8,486,195.74
1471791	192700705	7/24/2018	270		1,264.51
1471789	192700703	7/24/2018	270		22,000,000.00
1471790	192700704	7/24/2018	270		35,521,958.33
1472230	194700701	7/25/2018	270	113,000,000.00	
1472280	Correct Journal Entr	7/25/2018	270	111,000,000.00	
1472158	192700707 AIRS TA	7/25/2018	270	42,042,285.84	
1471869	CD ACH Bank Trans	7/25/2018	270	19,370,000.00	
1472226	193000706	7/25/2018	270	17,000,000.00	
1472173	1901951	7/25/2018	270	8,472,185.95	
1472247	Back Out Journal Er	7/25/2018	270	3,871,897.28	
1472181	1901959	7/25/2018	270	3,871,798.28	

Run Date: 1/2/2019
 Run Time: 8:52:21AM

Demand Account Activity

Page: 42
 User: 0

Start Date: 7/1/2018 End Date: 12/31/2018

Jnl. Entry	Ref #	Trx. Date	Ledger	Debit Amount	Credit Amount
1472213	192700706	7/25/2018	270	1,218,456.04	
1472212	1901992	7/25/2018	270	1,023,089.00	
1472281	192300701	7/25/2018	270	1,000,000.00	
1472186	1901963	7/25/2018	270	835,000.00	
1472210	1901991	7/25/2018	270	701,746.37	
1472189	1901966	7/25/2018	270	455,625.34	
1472165	192700705	7/25/2018	270	269,564.59	
1472257	1902014	7/25/2018	270	234,902.31	
1472207	1901989	7/25/2018	270	212,456.00	
1472214	1901993	7/25/2018	270	146,150.98	
1472208	1901990	7/25/2018	270	135,538.00	
1472267	1902018	7/25/2018	270	90,842.88	
1472188	1901965	7/25/2018	270	67,008.20	
1472259	1902015	7/25/2018	270	58,447.57	
1472159	192700708 AIRS TA	7/25/2018	270	44,818.31	
1472225	1901994	7/25/2018	270	37,844.53	
1472270	1902019	7/25/2018	270	22,404.74	
1472175	1901953	7/25/2018	270	19,879.16	
1472187	1901964	7/25/2018	270	18,771.00	
1472262	1902016	7/25/2018	270	17,116.86	
1472160	192700709 AIRS DE	7/25/2018	270	14,317.75	
1472254	1902030	7/25/2018	270	13,232.26	
1472184	1901962	7/25/2018	270	12,213.76	
1472177	1901955	7/25/2018	270	10,028.62	
1472182	1901960	7/25/2018	270	8,970.49	
1472161	192700710 AIRS DE	7/25/2018	270	8,149.36	
1472248	1902026	7/25/2018	270	8,081.43	
1472273	1902020	7/25/2018	270	7,308.81	
1472180	1901958	7/25/2018	270	7,134.59	
1472176	1901954	7/25/2018	270	7,000.00	
1472279	1902041	7/25/2018	270	6,956.00	
1472264	1902021	7/25/2018	270	5,624.33	
1472183	1901961	7/25/2018	270	5,504.30	
1472168	1901971	7/25/2018	270	5,070.00	
1472261	1902033	7/25/2018	270	4,220.00	
1472249	1902027	7/25/2018	270	3,688.32	
1472179	1901957	7/25/2018	270	3,536.04	
1472255	1902013	7/25/2018	270	3,114.89	
1472260	1902035	7/25/2018	270	2,380.00	
1472192	1901973	7/25/2018	270	2,186.00	
1472268	1902036	7/25/2018	270	1,672.50	
1472240	1902034	7/25/2018	270	1,590.00	
1472263	1902017	7/25/2018	270	1,458.34	
1472148	192700702	7/25/2018	270	1,080.00	
1472190	1901972	7/25/2018	270	960.00	
1472178	1901956	7/25/2018	270	779.00	
1472172	1901950	7/25/2018	270	760.00	
1472250	1902028	7/25/2018	270	614.93	
1472197	1901975	7/25/2018	270	589.00	
1472162	192700711 AIRS DE	7/25/2018	270	525.00	
1472274	1902037	7/25/2018	270	452.41	
1472258	1902032	7/25/2018	270	420.00	
1472266	1902022	7/25/2018	270	396.00	
1472269	1902023	7/25/2018	270	381.10	
1472174	1901952	7/25/2018	270	271.60	
1472227	1901995	7/25/2018	270	265.18	

Run Date: 1/2/2019
 Run Time: 8:52:21AM

Demand Account Activity

Page: 43
 User: 0

Start Date: 7/1/2018 End Date: 12/31/2018

Jnl. Entry	Ref #	Trx. Date	Ledger	Debit Amount	Credit Amount
1472252	1902029	7/25/2018	270	220.36	
1472271	1902024	7/25/2018	270	181.54	
1472195	1901974	7/25/2018	270	180.00	
1472256	1902031	7/25/2018	270	161.00	
1472185	1901976	7/25/2018	270	120.00	
1472228	1901996	7/25/2018	270	101.64	
1472191	1901977	7/25/2018	270	38.00	
1472194	1901978	7/25/2018	270	38.00	
1472196	1901979	7/25/2018	270	24.00	
1472275	1902040	7/25/2018	270	8.72	
1472242	1902025	7/25/2018	270	5.97	
1472147	192700701	7/25/2018	270		3,871,897.28
1472149	192700703	7/25/2018	270		6,692,007.54
1471868	CD ACH Bank Trans	7/25/2018	270		16,700,000.00
1472215	192700712	7/25/2018	270		1,218,456.04
1472216	192700713	7/25/2018	270		65,217,571.61
1472201	DFA EFT REV 7-25-	7/25/2018	270		1,494.20
1472235	192700715	7/25/2018	270		114,764,834.78
1472277	Correct Journal Entr	7/25/2018	270		3,871,798.28
1472278	Back Out Journal Er	7/25/2018	270		113,000,000.00
1472677	1902129	7/26/2018	270	133,798,434.02	
1472612	192700707 AIRS TA	7/26/2018	270	40,036,885.03	
1472694	192300701	7/26/2018	270	13,000,000.00	
1472601	192700701	7/26/2018	270	1,378,601.87	
1472656	1902096	7/26/2018	270	1,283,977.50	
1472615	192700710 AIRS DE	7/26/2018	270	204,286.62	
1472649	1902089	7/26/2018	270	161,079.28	
1472688	1902113	7/26/2018	270	128,574.60	
1472679	1902137	7/26/2018	270	121,107.70	
1472727	1902163	7/26/2018	270	120,603.80	
1472755	1902183	7/26/2018	270	112,908.51	
1472753	1902179	7/26/2018	270	99,190.43	
1472613	192700708 AIRS TA	7/26/2018	270	73,610.26	
1472655	1902095	7/26/2018	270	72,357.50	
1472704	1902130	7/26/2018	270	62,765.81	
1472650	1902090	7/26/2018	270	56,902.12	
1472685	1902110	7/26/2018	270	54,136.94	
1472675	1902104	7/26/2018	270	39,442.20	
1472682	1902107	7/26/2018	270	36,877.23	
1472681	1902106	7/26/2018	270	30,689.38	
1472699	1902138	7/26/2018	270	24,026.32	
1472718	1902134	7/26/2018	270	23,530.99	
1472661	192700705	7/26/2018	270	22,362.59	
1472716	1902133	7/26/2018	270	19,298.04	
1472684	1902109	7/26/2018	270	18,368.17	
1472721	1902136	7/26/2018	270	14,146.23	
1472654	1902094	7/26/2018	270	14,115.57	
1472686	1902111	7/26/2018	270	12,157.31	
1472641	1902081	7/26/2018	270	11,784.60	
1472733	1902167	7/26/2018	270	11,511.00	
1472646	1902086	7/26/2018	270	11,186.26	
1472730	1902165	7/26/2018	270	10,140.00	
1472653	1902093	7/26/2018	270	9,760.46	
1472720	1902135	7/26/2018	270	9,415.70	
1472647	1902087	7/26/2018	270	6,525.88	
1472712	1902155	7/26/2018	270	5,279.12	

Run Date: 1/2/2019
 Run Time: 8:52:21AM

Demand Account Activity

Start Date: 7/1/2018 End Date: 12/31/2018

Page: 44
 User: 0

Jnl. Entry	Ref #	Trx. Date	Ledger	Debit Amount	Credit Amount
1472741	1902157	7/26/2018	270	5,212.50	
1472708	1902132	7/26/2018	270	4,448.98	
1472742	1902159	7/26/2018	270	4,380.00	
1472648	1902088	7/26/2018	270	4,348.31	
1472642	1902082	7/26/2018	270	4,173.37	
1472652	1902092	7/26/2018	270	3,365.00	
1472674	1902103	7/26/2018	270	3,270.91	
1472683	1902108	7/26/2018	270	2,411.28	
1472663	1902098	7/26/2018	270	2,030.00	
1472614	192700709 AIRS DE	7/26/2018	270	1,960.06	
1472731	1902166	7/26/2018	270	1,920.00	
1472660	1902097	7/26/2018	270	1,775.00	
1472729	1902164	7/26/2018	270	1,412.84	
1472600	192700716	7/26/2018	270	1,346.00	
1472736	1902169	7/26/2018	270	1,296.00	
1472687	1902112	7/26/2018	270	1,260.00	
1472735	1902168	7/26/2018	270	930.00	
1472743	1902158	7/26/2018	270	807.00	
1472745	1902160	7/26/2018	270	802.00	
1472754	1902182	7/26/2018	270	726.94	
1472746	1902161	7/26/2018	270	662.44	
1472707	1902131	7/26/2018	270	634.40	
1472672	1902102	7/26/2018	270	525.00	
1472620	1902114	7/26/2018	270	500.45	
1472643	1902083	7/26/2018	270	350.00	
1472749	1902174	7/26/2018	270	345.00	
1472700	1902139	7/26/2018	270	331.20	
1472740	1902156	7/26/2018	270	321.47	
1472671	1902101	7/26/2018	270	250.00	
1472651	1902091	7/26/2018	270	220.00	
1472644	1902084	7/26/2018	270	200.00	
1472669	1902100	7/26/2018	270	150.00	
1472737	1902170	7/26/2018	270	130.00	
1472667	1902099	7/26/2018	270	100.00	
1472599	1902105	7/26/2018	270	77.73	
1472703	1902140	7/26/2018	270	59.51	
1472689	1902172	7/26/2018	270	53.20	
1472738	1902171	7/26/2018	270	53.20	
1472725	1902162	7/26/2018	270	42.00	
1472691	1902115	7/26/2018	270	34.46	
1472744	1902173	7/26/2018	270	33.60	
1472645	1902085	7/26/2018	270	13.02	
1472285	CD ACH Bank Trans	7/26/2018	270		80,852,706.00
1472626	DFA EFT REV	7/26/2018	270		27,851.90
1472616	192700702	7/26/2018	270		12,501,875.83
1472617	192700703	7/26/2018	270		20,864,583.33
1472665	194700701	7/26/2018	270		60,000,000.00
1472659	192700704	7/26/2018	270		22,362.59
1472680	192700715	7/26/2018	270		3,610,450.33
1473227	192700711	7/27/2018	270	105,000,000.00	
1473226	192700706	7/27/2018	270	82,500,000.00	
1473244	192700707 AIRS TA	7/27/2018	270	30,546,309.10	
1473220	193000705	7/27/2018	270	9,000,000.00	
1473110	1902241	7/27/2018	270	5,413,122.91	
1473114	1902245	7/27/2018	270	4,627,219.24	
1473116	1902246	7/27/2018	270	3,616,040.98	

Run Date: 1/2/2019
 Run Time: 8:52:21AM

Demand Account Activity

Start Date: 7/1/2018 End Date: 12/31/2018

Page: 45
 User: 0

Jnl. Entry	Ref #	Trx. Date	Ledger	Debit Amount	Credit Amount
1473107	1902238	7/27/2018	270	3,171,901.93	
1473111	1902242	7/27/2018	270	1,740,303.29	
1473250	1902340	7/27/2018	270	1,194,515.87	
1473108	1902239	7/27/2018	270	837,446.47	
1473057	CD ACH Bank Trans	7/27/2018	270	811,886.00	
1473063	1902198	7/27/2018	270	433,721.86	
1473247	1902341	7/27/2018	270	430,869.81	
1473204	1902328	7/27/2018	270	400,332.00	
1473130	1902259	7/27/2018	270	285,710.75	
1473210	1902342	7/27/2018	270	212,159.57	
1473129	1902258	7/27/2018	270	202,935.00	
1473073	1902208	7/27/2018	270	113,910.78	
1473109	1902240	7/27/2018	270	90,351.40	
1473117	1902247	7/27/2018	270	87,730.26	
1473072	1902207	7/27/2018	270	69,434.68	
1473245	192700708 AIRS TA	7/27/2018	270	57,596.17	
1473257	Correct Journal Entr	7/27/2018	270	57,569.17	
1473070	1902205	7/27/2018	270	49,299.51	
1473069	1902204	7/27/2018	270	44,925.91	
1473224	192700704	7/27/2018	270	33,291.67	
1473205	1902329	7/27/2018	270	23,241.57	
1473162	1902288	7/27/2018	270	22,313.68	
1473071	1902206	7/27/2018	270	19,509.27	
1473161	1902287	7/27/2018	270	17,367.02	
1473225	192700705	7/27/2018	270	15,043.61	
1473104	1902235	7/27/2018	270	13,371.66	
1473118	1902248	7/27/2018	270	13,336.27	
1473106	1902237	7/27/2018	270	11,807.84	
1473207	1902331	7/27/2018	270	11,422.00	
1473246	192700709 AIRS DE	7/27/2018	270	8,627.36	
1473068	1902203	7/27/2018	270	7,120.35	
1473208	1902339	7/27/2018	270	5,845.00	
1473127	1902257	7/27/2018	270	5,157.00	
1473163	1902289	7/27/2018	270	5,141.23	
1473125	1902255	7/27/2018	270	5,055.00	
1473202	1902327	7/27/2018	270	4,810.00	
1473074	1902209	7/27/2018	270	4,647.25	
1473113	1902244	7/27/2018	270	4,537.93	
1473248	192700710 AIRS DE	7/27/2018	270	4,431.31	
1473159	1902285	7/27/2018	270	3,462.17	
1473062	1902197	7/27/2018	270	3,380.00	
1473157	1902283	7/27/2018	270	3,313.00	
1473105	1902236	7/27/2018	270	3,254.80	
1473066	1902201	7/27/2018	270	3,031.22	
1473158	1902284	7/27/2018	270	2,184.00	
1473135	1902264	7/27/2018	270	2,175.00	
1473252	1902343	7/27/2018	270	1,988.50	
1473200	1902325	7/27/2018	270	1,836.00	
1473067	1902202	7/27/2018	270	1,831.63	
1473134	1902263	7/27/2018	270	1,427.50	
1473160	1902286	7/27/2018	270	1,296.32	
1473212	1902336	7/27/2018	270	1,266.76	
1473061	1902196	7/27/2018	270	1,123.26	
1473065	1902200	7/27/2018	270	964.58	
1473124	1902254	7/27/2018	270	960.00	
1473155	1902281	7/27/2018	270	793.33	

Run Date: 1/2/2019
 Run Time: 8:52:21AM

Demand Account Activity

Start Date: 7/1/2018 End Date: 12/31/2018

Page: 46
 User: 0

Jnl. Entry	Ref #	Trx. Date	Ledger	Debit Amount	Credit Amount
1473206	1902330	7/27/2018	270	792.20	
1473123	1902253	7/27/2018	270	790.00	
1473201	1902326	7/27/2018	270	605.00	
1473138	1902266	7/27/2018	270	517.00	
1473223	192700703	7/27/2018	270	486.00	
1473126	1902256	7/27/2018	270	410.00	
1473154	1902280	7/27/2018	270	402.00	
1473156	1902282	7/27/2018	270	400.00	
1473151	1902278	7/27/2018	270	327.43	
1473147	1902275	7/27/2018	270	305.00	
1473148	1902276	7/27/2018	270	299.83	
1473149	1902277	7/27/2018	270	280.00	
1473164	1902290	7/27/2018	270	250.00	
1473153	1902279	7/27/2018	270	190.00	
1473137	1902265	7/27/2018	270	181.00	
1473060	1902195	7/27/2018	270	130.00	
1473064	1902199	7/27/2018	270	126.00	
1473144	1902272	7/27/2018	270	117.00	
1473112	1902243	7/27/2018	270	113.50	
1473122	1902252	7/27/2018	270	90.00	
1473140	1902270	7/27/2018	270	65.00	
1473145	1902273	7/27/2018	270	65.00	
1473139	1902267	7/27/2018	270	50.00	
1473143	1902271	7/27/2018	270	50.00	
1473146	1902274	7/27/2018	270	35.00	
1473120	1902250	7/27/2018	270	30.40	
1473121	1902251	7/27/2018	270	30.40	
1473142	1902269	7/27/2018	270	30.00	
1473059	1902194	7/27/2018	270	20.00	
1473119	1902249	7/27/2018	270	19.20	
1473141	1902268	7/27/2018	270	4.00	
1473056	CD ACH Bank Trans	7/27/2018	270		10,961,105.00
1473078	DFA EFT REV 7/27/	7/27/2018	270		82,604.56
1473221	193700701	7/27/2018	270		236,182,814.19
1473222	192700702	7/27/2018	270		16,483,940.56
1473256	Back Out Journal Er	7/27/2018	270		57,596.17
1473607	192300701	7/30/2018	270	20,000,000.00	
1473606	193000703	7/30/2018	270	15,000,000.00	
1473559	CD ACH Bank Trans	7/30/2018	270	6,000,000.00	
1473601	192700707 AIRS TA	7/30/2018	270	2,385,054.19	
1473550	1902418	7/30/2018	270	1,202,543.23	
1473609	1902419	7/30/2018	270	638,472.09	
1473251	1902355	7/30/2018	270	324,366.00	
1473579	1902407	7/30/2018	270	297,276.13	
1473610	1902420	7/30/2018	270	166,469.83	
1473522	1902357	7/30/2018	270	145,000.00	
1473578	1902398	7/30/2018	270	101,770.30	
1473521	1902356	7/30/2018	270	83,321.00	
1473581	1902408	7/30/2018	270	80,000.00	
1473571	1902394	7/30/2018	270	64,240.53	
1473570	1902403	7/30/2018	270	55,097.56	
1473546	1902379	7/30/2018	270	52,663.55	
1473602	192700708 AIRS TA	7/30/2018	270	52,183.45	
1473526	1902361	7/30/2018	270	49,842.72	
1473527	1902362	7/30/2018	270	36,639.98	
1473544	1902378	7/30/2018	270	30,975.33	

Run Date: 1/2/2019
 Run Time: 8:52:21AM

Demand Account Activity

Start Date: 7/1/2018 End Date: 12/31/2018

Page: 47
 User: 0

Jnl. Entry	Ref #	Trx. Date	Ledger	Debit Amount	Credit Amount
1473563	1902400	7/30/2018	270	29,589.04	
1473611	1902421	7/30/2018	270	25,068.02	
1473624	1902428	7/30/2018	270	18,835.00	
1473572	1902404	7/30/2018	270	17,610.18	
1473604	192700710 AIRS DE	7/30/2018	270	16,363.03	
1473566	1902401	7/30/2018	270	16,154.28	
1473523	1902358	7/30/2018	270	16,011.49	
1473525	1902360	7/30/2018	270	13,771.79	
1473560	1902399	7/30/2018	270	8,593.74	
1473583	1902409	7/30/2018	270	8,183.00	
1473612	1902422	7/30/2018	270	8,095.17	
1473524	1902359	7/30/2018	270	8,011.75	
1473577	1902397	7/30/2018	270	7,514.08	
1473613	1902423	7/30/2018	270	6,666.00	
1473614	1902424	7/30/2018	270	6,482.88	
1473534	1902369	7/30/2018	270	4,970.00	
1473603	192700709 AIRS DE	7/30/2018	270	3,381.54	
1473537	1902371	7/30/2018	270	2,744.00	
1473568	1902402	7/30/2018	270	2,559.77	
1473569	1902393	7/30/2018	270	2,298.76	
1473584	1902410	7/30/2018	270	2,101.30	
1473539	1902373	7/30/2018	270	1,829.00	
1473590	1902414	7/30/2018	270	1,615.00	
1473528	1902363	7/30/2018	270	1,550.00	
1473593	1902415	7/30/2018	270	1,395.00	
1473536	1902370	7/30/2018	270	910.00	
1473588	1902413	7/30/2018	270	848.23	
1473615	1902425	7/30/2018	270	842.72	
1473585	1902411	7/30/2018	270	559.35	
1473538	1902372	7/30/2018	270	220.00	
1473529	1902364	7/30/2018	270	200.00	
1473540	1902374	7/30/2018	270	180.00	
1473576	1902396	7/30/2018	270	177.17	
1473596	1902417	7/30/2018	270	110.00	
1473595	1902416	7/30/2018	270	100.00	
1473605	192700711 AIRS DE	7/30/2018	270	75.00	
1473587	1902412	7/30/2018	270	60.00	
1473541	1902375	7/30/2018	270	30.40	
1473542	1902376	7/30/2018	270	30.40	
1473543	1902377	7/30/2018	270	19.20	
1473575	1902395	7/30/2018	270	3.32	
1473608	192700702	7/30/2018	270		16,516,084.46
1473547	DFA EFT REV 7/30/	7/30/2018	270		14,377.69
1473558	CD ACH Bank Trans	7/30/2018	270		11,509,661.00
1473586	192700701	7/30/2018	270		8,499,925.53
1473626	192700704	7/30/2018	270		11,000,000.00
1473926	193980701	7/31/2018	270	85,000,000.00	
1473933	194700701	7/31/2018	270	81,000,000.00	
1473931	193000703	7/31/2018	270	28,000,000.00	
1473919	192700707 AIRS TA	7/31/2018	270	2,609,556.79	
1474061	1902562	7/31/2018	270	1,309,906.74	
1473992	1902487	7/31/2018	270	992,000.00	
1474053	1902548	7/31/2018	270	567,952.11	
1474028	1902519	7/31/2018	270	554,051.64	
1474052	1902549	7/31/2018	270	404,949.61	
1474030	1902520	7/31/2018	270	278,820.56	

Run Date: 1/2/2019
Run Time: 8:52:21AM

Demand Account Activity

Start Date: 7/1/2018 End Date: 12/31/2018

Page: 48
User: 0

Jnl. Entry	Ref #	Trx. Date	Ledger	Debit Amount	Credit Amount
1474033	1902524	7/31/2018	270	177,449.45	
1474022	1902527	7/31/2018	270	177,339.34	
1474066	1902550	7/31/2018	270	163,162.32	
1474050	1902544	7/31/2018	270	106,448.55	
1474088	1902577	7/31/2018	270	87,678.88	
1474054	1902551	7/31/2018	270	48,178.50	
1474087	1902576	7/31/2018	270	42,291.88	
1473984	1902467	7/31/2018	270	30,860.00	
1474025	1902518	7/31/2018	270	26,460.00	
1473995	1902489	7/31/2018	270	20,930.56	
1474032	1902521	7/31/2018	270	20,528.71	
1474020	1902514	7/31/2018	270	18,812.00	
1473920	192700708 AIRS DE	7/31/2018	270	16,268.74	
1473982	1902483	7/31/2018	270	15,997.18	
1474071	1902567	7/31/2018	270	14,023.84	
1473993	1902488	7/31/2018	270	9,814.60	
1473963	1902457	7/31/2018	270	8,986.83	
1473921	192700709 AIRS DE	7/31/2018	270	7,766.93	
1473996	1902490	7/31/2018	270	5,891.62	
1474016	1902512	7/31/2018	270	5,730.00	
1474086	1902575	7/31/2018	270	5,039.88	
1474035	1902531	7/31/2018	270	4,935.00	
1474082	1902571	7/31/2018	270	4,469.75	
1474073	1902568	7/31/2018	270	4,438.65	
1473968	1902460	7/31/2018	270	4,360.00	
1474051	1902547	7/31/2018	270	3,950.00	
1474023	1902523	7/31/2018	270	3,894.44	
1474038	1902532	7/31/2018	270	3,620.00	
1473965	1902458	7/31/2018	270	2,821.00	
1474083	1902572	7/31/2018	270	2,414.25	
1473976	1902480	7/31/2018	270	1,996.03	
1474036	1902525	7/31/2018	270	1,990.53	
1474015	1902526	7/31/2018	270	1,743.88	
1474045	1902545	7/31/2018	270	1,719.01	
1473975	1902479	7/31/2018	270	1,682.34	
1474081	1902570	7/31/2018	270	1,460.00	
1474019	1902515	7/31/2018	270	1,217.53	
1473994	1902522	7/31/2018	270	1,162.29	
1473988	1902469	7/31/2018	270	1,160.00	
1474085	1902574	7/31/2018	270	1,141.82	
1473974	1902462	7/31/2018	270	1,091.00	
1474084	1902573	7/31/2018	270	1,090.11	
1474059	1902559	7/31/2018	270	1,090.00	
1474056	1902554	7/31/2018	270	935.38	
1474063	1902557	7/31/2018	270	925.00	
1473972	1902461	7/31/2018	270	830.00	
1474042	1902558	7/31/2018	270	805.00	
1473950	192700704	7/31/2018	270	804.16	
1474064	Correct Journal Entr	7/31/2018	270	804.16	
1473971	1902477	7/31/2018	270	800.00	
1473978	1902481	7/31/2018	270	688.86	
1473966	1902475	7/31/2018	270	650.00	
1473986	1902468	7/31/2018	270	600.00	
1474018	1902513	7/31/2018	270	600.00	
1474026	1902528	7/31/2018	270	544.22	
1474060	1902556	7/31/2018	270	490.00	

Run Date: 1/2/2019
 Run Time: 8:52:21AM

Demand Account Activity

Start Date: 7/1/2018 End Date: 12/31/2018

Page: 49
 User: 0

Jnl. Entry	Ref #	Trx. Date	Ledger	Debit Amount	Credit Amount
1473980	1902482	7/31/2018	270	420.00	
1474057	1902555	7/31/2018	270	415.00	
1473987	1902485	7/31/2018	270	405.00	
1473957	1902470	7/31/2018	270	400.00	
1473964	1902474	7/31/2018	270	400.00	
1474021	1902516	7/31/2018	270	400.00	
1474047	1902560	7/31/2018	270	390.00	
1474058	1902561	7/31/2018	270	390.00	
1474049	1902546	7/31/2018	270	341.46	
1473989	1902486	7/31/2018	270	295.00	
1473967	1902459	7/31/2018	270	230.00	
1473977	1902463	7/31/2018	270	115.00	
1473958	1902471	7/31/2018	270	100.00	
1473960	1902472	7/31/2018	270	100.00	
1473969	1902476	7/31/2018	270	80.00	
1474074	1902569	7/31/2018	270	72.70	
1474031	1902530	7/31/2018	270	60.00	
1474029	1902529	7/31/2018	270	50.00	
1473985	1902484	7/31/2018	270	39.27	
1473979	1902464	7/31/2018	270	30.40	
1473981	1902465	7/31/2018	270	30.40	
1473962	1902473	7/31/2018	270	20.00	
1473973	1902478	7/31/2018	270	20.00	
1473983	1902466	7/31/2018	270	19.20	
1474024	1902517	7/31/2018	270	16.00	
1474055	1902553	7/31/2018	270	0.20	
1473922	192700701	7/31/2018	270		31,526,132.59
1474041	192700705	7/31/2018	270		168,642,979.72
1473640	CD ACH Bank Trans	7/31/2018	270		968,000.00
1473647	DFA EFT REV 7-31-	7/31/2018	270		622,857.85
1474062	Back Out Journal Er	7/31/2018	270		804.16
1474712	193980801	8/1/2018	270	141,975,147.23	
1474114	CD ACH Bank Trans	8/1/2018	270	18,100,000.00	
1474758	1902653	8/1/2018	270	4,621,590.59	
1474798	192300801	8/1/2018	270	2,000,000.00	
1474760	1902655	8/1/2018	270	807,428.34	
1474764	1902657	8/1/2018	270	389,839.81	
1474808	1902704	8/1/2018	270	371,182.00	
1474693	1902602	8/1/2018	270	345,000.00	
1474694	1902603	8/1/2018	270	205,000.00	
1474686	1902597	8/1/2018	270	79,558.49	
1474786	1902660	8/1/2018	270	56,167.51	
1474770	1902669	8/1/2018	270	46,453.08	
1474702	1902615	8/1/2018	270	43,471.90	
1474792	1902694	8/1/2018	270	40,167.12	
1474690	1902600	8/1/2018	270	36,212.82	
1474689	1902604	8/1/2018	270	35,000.00	
1474805	1902701	8/1/2018	270	34,701.49	
1474698	1902608	8/1/2018	270	33,103.65	
1474692	1902601	8/1/2018	270	27,005.74	
1474688	1902599	8/1/2018	270	24,887.67	
1474697	1902607	8/1/2018	270	20,000.00	
1474759	1902654	8/1/2018	270	19,196.04	
1474691	1902605	8/1/2018	270	18,000.00	
1474754	1902649	8/1/2018	270	13,757.32	
1474761	1902656	8/1/2018	270	13,639.53	

Run Date: 1/2/2019
 Run Time: 8:52:21AM

Demand Account Activity

Start Date: 7/1/2018 End Date: 12/31/2018

Page: 50
 User: 0

Jnl. Entry	Ref #	Trx. Date	Ledger	Debit Amount	Credit Amount
1474765	1902668	8/1/2018	270	12,454.24	
1474699	1902609	8/1/2018	270	11,508.00	
1474755	1902650	8/1/2018	270	6,728.85	
1474756	1902651	8/1/2018	270	6,467.20	
1474777	1902670	8/1/2018	270	5,590.52	
1474695	1902606	8/1/2018	270	3,400.00	
1474796	1902695	8/1/2018	270	3,185.00	
1474706	1902616	8/1/2018	270	2,510.00	
1474797	1902696	8/1/2018	270	2,470.00	
1474753	1902648	8/1/2018	270	2,391.00	
1474757	1902652	8/1/2018	270	1,681.64	
1474700	1902610	8/1/2018	270	1,546.67	
1474704	1902614	8/1/2018	270	1,533.85	
1474806	1902702	8/1/2018	270	1,487.51	
1474782	1902672	8/1/2018	270	1,360.00	
1474703	1902613	8/1/2018	270	1,250.00	
1474708	1902618	8/1/2018	270	1,053.00	
1474725	192700806	8/1/2018	270	895.28	
1474780	1902671	8/1/2018	270	695.00	
1474707	1902617	8/1/2018	270	630.00	
1474687	1902598	8/1/2018	270	550.00	
1474701	1902611	8/1/2018	270	526.08	
1474807	1902703	8/1/2018	270	522.73	
1474766	1902681	8/1/2018	270	464.67	
1474801	1902678	8/1/2018	270	437.00	
1474803	1902680	8/1/2018	270	417.33	
1474794	1902677	8/1/2018	270	415.00	
1474791	1902675	8/1/2018	270	406.00	
1474802	1902679	8/1/2018	270	313.00	
1474129	192700801	8/1/2018	270	304.95	
1474785	1902673	8/1/2018	270	276.00	
1474788	1902674	8/1/2018	270	270.00	
1474793	1902676	8/1/2018	270	250.00	
1474772	1902686	8/1/2018	270	215.00	
1474696	1902612	8/1/2018	270	164.66	
1474778	1902658	8/1/2018	270	127.50	
1474767	1902682	8/1/2018	270	125.00	
1474768	1902683	8/1/2018	270	100.00	
1474781	1902690	8/1/2018	270	80.00	
1474769	1902684	8/1/2018	270	72.52	
1474771	1902685	8/1/2018	270	72.52	
1474779	1902689	8/1/2018	270	50.00	
1474776	1902688	8/1/2018	270	45.00	
1474799	1902697	8/1/2018	270	42.00	
1474774	1902687	8/1/2018	270	35.00	
1474784	1902691	8/1/2018	270	35.00	
1474787	1902692	8/1/2018	270	20.00	
1474783	1902659	8/1/2018	270	8.90	
1474789	1902693	8/1/2018	270	1.79	
1474613	192700803	8/1/2018	270		20,000,000.00
1474721	192700804	8/1/2018	270		133,000,000.00
1474723	192700805	8/1/2018	270		895.28
1474773	192700806	8/1/2018	270		3,282,462.39
1474131	192700802	8/1/2018	270		10,930,739.49
1475937	1902783	8/2/2018	270	182,887,868.71	
1475883	193980801	8/2/2018	270	11,400,000.00	

Run Date: 1/2/2019
 Run Time: 8:52:21AM

Demand Account Activity

Start Date: 7/1/2018 End Date: 12/31/2018

Page: 51
 User: 0

Jnl. Entry	Ref #	Trx. Date	Ledger	Debit Amount	Credit Amount
1475888	193000803	8/2/2018	270	10,000,000.00	
1474825	192700807 AIRS TA	8/2/2018	270	8,370,653.48	
1475971	1902815	8/2/2018	270	1,500,000.00	
1475957	1902801	8/2/2018	270	1,257,945.33	
1475983	1902824	8/2/2018	270	1,225,747.50	
1475984	1902825	8/2/2018	270	1,133,113.00	
1475941	1902784	8/2/2018	270	979,500.52	
1475934	1902781	8/2/2018	270	869,507.58	
1475868	1902720	8/2/2018	270	695,978.88	
1475906	1902753	8/2/2018	270	338,279.23	
1475944	1902785	8/2/2018	270	249,152.20	
1474814	1902712	8/2/2018	270	210,184.00	
1475863	1902718	8/2/2018	270	177,213.95	
1475917	1902758	8/2/2018	270	171,680.00	
1475043	1902717	8/2/2018	270	109,297.50	
1475924	1902765	8/2/2018	270	99,445.58	
1475969	1902814	8/2/2018	270	90,800.00	
1475981	1902822	8/2/2018	270	90,640.00	
1474828	192700809 AIRS D€	8/2/2018	270	89,435.73	
1474826	192700808 AIRS TA	8/2/2018	270	87,427.05	
1475978	1902826	8/2/2018	270	73,957.50	
1475936	1902782	8/2/2018	270	56,684.30	
1475866	1902719	8/2/2018	270	54,000.00	
1475980	1902821	8/2/2018	270	42,217.56	
1475958	1902802	8/2/2018	270	40,387.35	
1475038	1902713	8/2/2018	270	39,908.00	
1475911	193980803	8/2/2018	270	28,386.48	
1474830	192700810 AIRS D€	8/2/2018	270	26,508.38	
1475946	1902787	8/2/2018	270	24,270.89	
1475869	1902727	8/2/2018	270	20,998.00	
1475959	1902803	8/2/2018	270	13,460.00	
1475891	1902740	8/2/2018	270	11,434.00	
1475041	1902715	8/2/2018	270	10,985.02	
1475919	1902760	8/2/2018	270	10,332.15	
1475948	1902788	8/2/2018	270	10,211.46	
1475893	1902742	8/2/2018	270	10,005.00	
1475949	1902789	8/2/2018	270	7,681.04	
1475920	1902761	8/2/2018	270	7,671.39	
1475899	1902747	8/2/2018	270	3,590.00	
1475901	1902749	8/2/2018	270	3,456.00	
1475979	1902830	8/2/2018	270	3,290.00	
1475916	1902757	8/2/2018	270	3,254.86	
1475960	1902804	8/2/2018	270	3,013.50	
1475985	1902827	8/2/2018	270	2,783.70	
1475889	1902754	8/2/2018	270	2,385.00	
1475894	1902743	8/2/2018	270	1,890.00	
1475923	1902764	8/2/2018	270	1,612.00	
1475907	1902755	8/2/2018	270	1,582.50	
1475988	1902828	8/2/2018	270	1,570.00	
1475956	1902800	8/2/2018	270	1,425.00	
1475870	1902721	8/2/2018	270	1,260.31	
1475945	1902786	8/2/2018	270	1,221.85	
1475040	1902714	8/2/2018	270	1,185.49	
1475904	1902751	8/2/2018	270	1,005.00	
1475886	1902738	8/2/2018	270	923.00	
1475892	1902741	8/2/2018	270	920.00	

Run Date: 1/2/2019
 Run Time: 8:52:21AM

Demand Account Activity

Start Date: 7/1/2018 End Date: 12/31/2018

Page: 52
 User: 0

Jnl. Entry	Ref #	Trx. Date	Ledger	Debit Amount	Credit Amount
1475900	1902748	8/2/2018	270	670.00	
1475921	1902762	8/2/2018	270	604.07	
1475862	1902723	8/2/2018	270	600.00	
1475950	1902790	8/2/2018	270	599.10	
1475989	1902832	8/2/2018	270	299.00	
1475903	1902750	8/2/2018	270	280.00	
1475986	1902831	8/2/2018	270	250.00	
1475864	1902724	8/2/2018	270	245.00	
1475905	1902752	8/2/2018	270	185.00	
1475865	1902725	8/2/2018	270	169.75	
1475922	1902763	8/2/2018	270	143.00	
1475042	1902716	8/2/2018	270	120.42	
1475880	192700802	8/2/2018	270	117.74	
1474815	1902722	8/2/2018	270	110.00	
1475890	1902739	8/2/2018	270	90.00	
1475982	1902823	8/2/2018	270	51.00	
1475875	1902735	8/2/2018	270	45.60	
1475884	1902736	8/2/2018	270	45.60	
1475895	1902744	8/2/2018	270	30.40	
1475896	1902745	8/2/2018	270	30.40	
1475990	1902829	8/2/2018	270	30.00	
1475951	1902791	8/2/2018	270	30.00	
1475885	1902737	8/2/2018	270	28.80	
1475867	1902726	8/2/2018	270	19.71	
1475898	1902746	8/2/2018	270	19.20	
1475918	1902759	8/2/2018	270	2.00	
1474817	CD ACH Bank Trans	8/2/2018	270		17,900,000.00
1475881	192700803	8/2/2018	270		5,658,838.03
1475876	192700801	8/2/2018	270		8,688,761.90
1475897	192700804	8/2/2018	270		187,000,000.00
1475910	192700805	8/2/2018	270		28,386.48
1475987	192700801	8/2/2018	270		6,000,000.00
1476355	192700803	8/3/2018	270	313,000,000.00	
1476233	183000805	8/3/2018	270	15,000,000.00	
1476368	192700806	8/3/2018	270	13,000,000.00	
1476255	192700807 AIRS TA	8/3/2018	270	12,794,504.55	
1476352	192700802	8/3/2018	270	12,000,000.00	
1476364	Correct Journal Entr	8/3/2018	270	4,000,000.00	
1476236	1902843	8/3/2018	270	712,773.00	
1476326	1902910	8/3/2018	270	424,893.91	
1476250	1902850	8/3/2018	270	279,350.21	
1476007	CD ACH Bank Trans	8/3/2018	270	270,000.00	
1476235	1902842	8/3/2018	270	225,041.52	
1476241	1902845	8/3/2018	270	163,290.10	
1476289	1902918	8/3/2018	270	98,721.53	
1476242	1902846	8/3/2018	270	52,225.18	
1476327	1902951	8/3/2018	270	45,230.96	
1476256	192700808 AIRS TA	8/3/2018	270	43,398.47	
1476293	1902919	8/3/2018	270	39,596.48	
1476329	1902952	8/3/2018	270	24,438.10	
1476245	1902847	8/3/2018	270	24,338.80	
1476345	1902914	8/3/2018	270	17,615.81	
1476299	1902920	8/3/2018	270	16,727.42	
1476009	1902841	8/3/2018	270	15,488.13	
1476246	1902848	8/3/2018	270	15,008.02	
1476331	1902954	8/3/2018	270	13,392.19	

Run Date: 1/2/2019
 Run Time: 8:52:21AM

Demand Account Activity

Start Date: 7/1/2018 End Date: 12/31/2018

Page: 53
 User: 0

Jnl. Entry	Ref #	Trx. Date	Ledger	Debit Amount	Credit Amount
1475997	1902832	8/3/2018	270	12,607.00	
1476258	192700810 AIRS DE	8/3/2018	270	11,566.42	
1476000	1902833	8/3/2018	270	11,544.31	
1476257	192700809 AIRS DE	8/3/2018	270	10,950.13	
1476346	1902915	8/3/2018	270	8,360.81	
1476348	1902916	8/3/2018	270	7,131.41	
1476288	1902950	8/3/2018	270	6,302.06	
1476271	1902866	8/3/2018	270	5,360.00	
1476251	1902853	8/3/2018	270	4,608.00	
1476248	1902849	8/3/2018	270	3,928.90	
1476340	1902911	8/3/2018	270	3,441.54	
1476332	1902955	8/3/2018	270	3,347.00	
1476273	1902868	8/3/2018	270	2,971.00	
1476341	1902960	8/3/2018	270	2,795.00	
1476275	1902870	8/3/2018	270	2,744.00	
1476290	1902877	8/3/2018	270	2,734.03	
1476323	1902909	8/3/2018	270	1,722.87	
1476244	1902851	8/3/2018	270	1,583.92	
1476269	1902865	8/3/2018	270	1,480.11	
1476335	1902957	8/3/2018	270	1,305.00	
1476350	1902917	8/3/2018	270	1,213.10	
1476388	1902972	8/3/2018	270	1,140.00	
1476385	1902975	8/3/2018	270	1,055.00	
1476272	1902867	8/3/2018	270	1,000.00	
1476238	1902844	8/3/2018	270	908.43	
1476249	1902852	8/3/2018	270	774.00	
1476386	1902971	8/3/2018	270	684.38	
1476384	1902970	8/3/2018	270	490.00	
1476274	1902869	8/3/2018	270	390.00	
1476380	1902973	8/3/2018	270	275.44	
1476381	1902968	8/3/2018	270	259.59	
1476276	1902871	8/3/2018	270	220.00	
1476383	1902974	8/3/2018	270	212.00	
1476337	1902958	8/3/2018	270	200.00	
1476339	1902959	8/3/2018	270	200.00	
1476330	1902953	8/3/2018	270	176.02	
1476343	1902913	8/3/2018	270	100.01	
1476333	1902956	8/3/2018	270	61.00	
1476277	1902872	8/3/2018	270	22.80	
1476278	1902873	8/3/2018	270	22.80	
1476279	1902874	8/3/2018	270	14.40	
1476382	1902969	8/3/2018	270	5.78	
1476342	1902912	8/3/2018	270	2.09	
1476285	DFA EFT REV 8/3/18	8/3/2018	270		8,890.56
1476259	192700801	8/3/2018	270		11,192,678.01
1476260	192700802	8/3/2018	270		11,992,500.00
1476357	192700804	8/3/2018	270		319,788,605.01
1476358	Back Out Journal Er	8/3/2018	270		15,000,000.00
1476390	192700807	8/3/2018	270		13,000,000.00
1476006	CD ACH Bank Trans	8/3/2018	270		1,190,000.00
1476671	192700802	8/6/2018	270	26,000,000.00	
1476743	Correct Journal Entr	8/6/2018	270	13,000,000.00	
1476669	192700801	8/6/2018	270	13,000,000.00	
1476648	192700807 AIRS TA	8/6/2018	270	6,622,905.16	
1476633	1902992	8/6/2018	270	2,071,264.00	
1476685	1902985	8/6/2018	270	333,998.39	

Run Date: 1/2/2019
Run Time: 8:52:21AM

Demand Account Activity

Start Date: 7/1/2018 End Date: 12/31/2018

Page: 54
User: 0

Jnl. Entry	Ref #	Trx. Date	Ledger	Debit Amount	Credit Amount
1476745	1903083	8/6/2018	270	331,658.33	
1476627	1902991	8/6/2018	270	249,138.21	
1476636	1902993	8/6/2018	270	243,849.66	
1476625	1903044	8/6/2018	270	200,155.76	
1476688	1902986	8/6/2018	270	195,000.00	
1476690	1902987	8/6/2018	270	180,000.00	
1476693	1902988	8/6/2018	270	177,000.00	
1476750	1903084	8/6/2018	270	128,797.04	
1476754	1903085	8/6/2018	270	122,554.51	
1476757	1903086	8/6/2018	270	66,508.69	
1476727	1903021	8/6/2018	270	58,894.77	
1476730	1903087	8/6/2018	270	56,878.46	
1476738	1903082	8/6/2018	270	56,457.40	
1476762	1903040	8/6/2018	270	47,026.70	
1476598	1902998	8/6/2018	270	44,400.00	
1476678	1903048	8/6/2018	270	37,343.52	
1476758	1903039	8/6/2018	270	35,685.00	
1476660	192700810 AIRS DE	8/6/2018	270	27,888.33	
1476657	192700809 AIRS DE	8/6/2018	270	27,383.41	
1476702	1902977	8/6/2018	270	24,511.29	
1476734	1903088	8/6/2018	270	23,055.46	
1476696	1902989	8/6/2018	270	20,000.00	
1476623	1902990	8/6/2018	270	17,000.00	
1476765	1903041	8/6/2018	270	13,609.94	
1476729	1903077	8/6/2018	270	12,835.16	
1476641	1902994	8/6/2018	270	11,864.86	
1476646	1902995	8/6/2018	270	9,165.00	
1476766	1903038	8/6/2018	270	9,124.24	
1476583	1903042	8/6/2018	270	8,733.31	
1476736	1903089	8/6/2018	270	7,564.07	
1476739	1903090	8/6/2018	270	7,527.52	
1476732	1903079	8/6/2018	270	7,399.82	
1476652	192700808 AIRS TA	8/6/2018	270	6,708.86	
1476740	1903091	8/6/2018	270	6,299.81	
1476634	1903004	8/6/2018	270	4,825.00	
1476744	1903092	8/6/2018	270	4,479.32	
1476640	1903006	8/6/2018	270	4,372.00	
1476659	1903045	8/6/2018	270	4,290.58	
1476749	1903093	8/6/2018	270	3,861.34	
1476691	1903051	8/6/2018	270	3,857.00	
1476752	1903094	8/6/2018	270	3,597.26	
1476672	1903095	8/6/2018	270	3,557.95	
1476392	1902996	8/6/2018	270	2,914.00	
1476586	1903043	8/6/2018	270	2,751.70	
1476682	1903096	8/6/2018	270	2,563.48	
1476686	1903097	8/6/2018	270	2,523.15	
1476692	1903098	8/6/2018	270	2,218.54	
1476697	1903099	8/6/2018	270	1,992.99	
1476775	1903035	8/6/2018	270	1,917.50	
1476704	1903100	8/6/2018	270	1,689.49	
1476708	1903101	8/6/2018	270	1,682.18	
1476713	1903102	8/6/2018	270	1,681.65	
1476717	1903103	8/6/2018	270	1,681.65	
1476731	1903078	8/6/2018	270	1,674.00	
1476763	1903037	8/6/2018	270	1,606.23	
1476756	1903036	8/6/2018	270	1,570.00	

Run Date: 1/2/2019
 Run Time: 8:52:21AM

Demand Account Activity

Start Date: 7/1/2018 End Date: 12/31/2018

Page: 55
 User: 0

Jnl. Entry	Ref #	Trx. Date	Ledger	Debit Amount	Credit Amount
1476728	1903104	8/6/2018	270	1,210.16	
1476735	1903080	8/6/2018	270	1,209.19	
1476638	1903005	8/6/2018	270	890.00	
1476647	1903008	8/6/2018	270	706.00	
1476741	1903105	8/6/2018	270	529.52	
1476584	1902997	8/6/2018	270	526.26	
1476711	1903058	8/6/2018	270	469.00	
1476709	1903057	8/6/2018	270	398.00	
1476645	1903007	8/6/2018	270	360.00	
1476707	1903056	8/6/2018	270	340.00	
1476705	1903055	8/6/2018	270	254.00	
1476700	1903054	8/6/2018	270	230.00	
1476737	1903081	8/6/2018	270	203.01	
1476747	1903106	8/6/2018	270	197.03	
1476698	1903053	8/6/2018	270	195.00	
1476683	1903049	8/6/2018	270	150.00	
1476694	1903052	8/6/2018	270	125.00	
1476653	1903009	8/6/2018	270	120.00	
1476687	1903050	8/6/2018	270	104.00	
1476681	1902984	8/6/2018	270	90.00	
1476722	1903061	8/6/2018	270	80.00	
1476675	192700803	8/6/2018	270	63.04	
1476719	1903060	8/6/2018	270	45.00	
1476622	1902999	8/6/2018	270	43.60	
1476715	1903059	8/6/2018	270	35.00	
1476656	1903010	8/6/2018	270	22.80	
1476658	1903011	8/6/2018	270	22.80	
1476661	1903012	8/6/2018	270	14.40	
1476664	1903046	8/6/2018	270	12.17	
1476674	1903047	8/6/2018	270	2.75	
1476643	CD ACH Bank Trans	8/6/2018	270		1,123,000.00
1476665	8007914 EFT REV C	8/6/2018	270		117,373.76
1476666	192700804	8/6/2018	270		11,401,838.35
1476679	192700805	8/6/2018	270		953.20
1476742	Back Out Journal Er	8/6/2018	270		13,000,000.00
1476695	29270815	8/6/2018	270		14,180,804.49
1476631	8007915 EFT CC Rf	8/6/2018	270		62.00
1476689	192700806	8/6/2018	270		24,000,000.00
1477077	192700804	8/7/2018	270	19,000,000.00	
1477073	192700801	8/7/2018	270	13,000,000.00	
1477096	192700805EFT AIRS	8/7/2018	270	7,261,758.00	
1477166	1903224	8/7/2018	270	3,147,524.29	
1477035	CD ACH Bank Trans	8/7/2018	270	1,168,000.00	
1477198	1903250	8/7/2018	270	989,141.99	
1477059	1903140	8/7/2018	270	486,641.88	
1477143	1903198	8/7/2018	270	486,304.44	
1477144	1903199	8/7/2018	270	283,253.34	
1477187	1903238	8/7/2018	270	253,247.14	
1477121	1903225	8/7/2018	270	223,944.38	
1477130	1903188	8/7/2018	270	131,962.94	
1477197	1903249	8/7/2018	270	108,000.00	
1477102	192700807IFTA CC	8/7/2018	270	59,015.88	
1477099	192700806CC AIRS	8/7/2018	270	43,104.77	
1477131	1903189	8/7/2018	270	38,969.10	
1477126	1903184	8/7/2018	270	35,083.13	
1477045	1903120	8/7/2018	270	27,918.76	

Run Date: 1/2/2019
 Run Time: 8:52:21AM

Demand Account Activity

Start Date: 7/1/2018 End Date: 12/31/2018

Page: 56
 User: 0

Jnl. Entry	Ref #	Trx. Date	Ledger	Debit Amount	Credit Amount
1477132	1903190	8/7/2018	270	21,040.04	
1477134	1903192	8/7/2018	270	19,107.33	
1477188	Correct Journal Entr	8/7/2018	270	18,229.31	
1477046	1903121	8/7/2018	270	16,900.02	
1477123	1903181	8/7/2018	270	9,619.72	
1477050	1903125	8/7/2018	270	8,568.91	
1477192	1903245	8/7/2018	270	5,906.75	
1477194	1903246	8/7/2018	270	5,835.00	
1477176	1903229	8/7/2018	270	4,925.00	
1477047	1903122	8/7/2018	270	4,773.79	
1477058	1903139	8/7/2018	270	4,031.74	
1477163	1903222	8/7/2018	270	3,891.95	
1477147	1903202	8/7/2018	270	3,840.00	
1477048	1903123	8/7/2018	270	3,243.92	
1477170	1903227	8/7/2018	270	2,932.21	
1477185	1903236	8/7/2018	270	1,805.00	
1477125	1903183	8/7/2018	270	1,628.82	
1477127	1903185	8/7/2018	270	1,529.52	
1477167	1903226	8/7/2018	270	1,449.59	
1477146	1903201	8/7/2018	270	1,275.00	
1477171	1903231	8/7/2018	270	1,200.00	
1477042	1903117	8/7/2018	270	980.00	
1477124	1903182	8/7/2018	270	964.14	
1477041	1903116	8/7/2018	270	950.00	
1477178	1903230	8/7/2018	270	940.00	
1477133	1903191	8/7/2018	270	824.01	
1477203	1903254	8/7/2018	270	767.00	
1477128	1903186	8/7/2018	270	595.20	
1477135	1903193	8/7/2018	270	541.96	
1477108	192700809ABC LIC	8/7/2018	270	525.00	
1477122	1903221	8/7/2018	270	460.00	
1477044	1903119	8/7/2018	270	450.00	
1477173	1903228	8/7/2018	270	439.12	
1477145	1903200	8/7/2018	270	350.00	
1477141	1903197	8/7/2018	270	300.00	
1477043	1903118	8/7/2018	270	290.00	
1477202	1903253	8/7/2018	270	260.00	
1477200	1903252	8/7/2018	270	227.00	
1477136	1903194	8/7/2018	270	185.00	
1477186	1903237	8/7/2018	270	150.00	
1477137	1903195	8/7/2018	270	135.00	
1477196	1903248	8/7/2018	270	125.00	
1477139	1903196	8/7/2018	270	106.00	
1477195	1903247	8/7/2018	270	100.00	
1477181	1903232	8/7/2018	270	90.00	
1477129	1903187	8/7/2018	270	71.70	
1477199	1903251	8/7/2018	270	33.95	
1477183	1903234	8/7/2018	270	30.40	
1477182	1903233	8/7/2018	270	30.40	
1477184	1903235	8/7/2018	270	19.20	
1477049	1903124	8/7/2018	270	1.00	
1477165	1903223	8/7/2018	270	0.09	
1477052	8007920 EFT REV C	8/7/2018	270		88,763.38
1477034	CD ACH Bank Trans	8/7/2018	270		1,000,000.00
1477076	182700803	8/7/2018	270		24,948,333.33
1477079	182700810	8/7/2018	270		11,277,432.07

Run Date: 1/2/2019
Run Time: 8:52:21AM

Demand Account Activity

Start Date: 7/1/2018 End Date: 12/31/2018

Page: 57
User: 0

Jnl. Entry	Ref #	Trx. Date	Ledger	Debit Amount	Credit Amount
1477177	192700811	8/7/2018	270		7,144,392.40
1477525	192700802	8/8/2018	270	12,000,000.00	
1477528	192700805EFT AIRS	8/8/2018	270	8,113,545.13	
1477541	1903274	8/8/2018	270	3,155,751.73	
1477643	Back Out Journal Er	8/8/2018	270	3,155,751.13	
1477631	1903356	8/8/2018	270	2,362,069.09	
1477221	CD ACH Bank Trans	8/8/2018	270	1,000,000.00	
1477627	1903358	8/8/2018	270	913,314.55	
1477634	1903359	8/8/2018	270	372,576.59	
1477629	1903360	8/8/2018	270	265,649.25	
1477530	1903276	8/8/2018	270	165,217.85	
1477219	1903275	8/8/2018	270	145,886.71	
1477531	1903277	8/8/2018	270	85,447.84	
1477547	192700806CC AIRS	8/8/2018	270	68,956.17	
1477630	1903372	8/8/2018	270	40,446.20	
1477633	1903361	8/8/2018	270	28,122.32	
1477535	1903281	8/8/2018	270	23,370.00	
1477620	1903354	8/8/2018	270	17,606.40	
1477549	192700705IRPCC A	8/8/2018	270	17,070.94	
1477619	1903353	8/8/2018	270	16,743.87	
1477563	1903357	8/8/2018	270	15,447.59	
1477635	1903362	8/8/2018	270	5,210.04	
1477561	1903305	8/8/2018	270	3,975.00	
1477638	1903365	8/8/2018	270	3,974.83	
1477577	1903366	8/8/2018	270	3,962.80	
1477636	1903363	8/8/2018	270	3,866.37	
1477614	1903348	8/8/2018	270	3,405.00	
1477567	1903307	8/8/2018	270	3,075.00	
1477583	192700815	8/8/2018	270	2,138.89	
1477569	1903309	8/8/2018	270	1,661.00	
1477512	1903278	8/8/2018	270	1,646.29	
1477615	1903349	8/8/2018	270	1,607.50	
1477623	1903367	8/8/2018	270	1,523.33	
1477624	1903368	8/8/2018	270	1,434.75	
1477213	1903271	8/8/2018	270	1,420.55	
1477548	192700807IFTA CC	8/8/2018	270	1,044.58	
1477538	1903284	8/8/2018	270	1,000.00	
1477625	1903369	8/8/2018	270	840.00	
1477566	1903306	8/8/2018	270	750.00	
1477637	1903364	8/8/2018	270	723.56	
1477540	1903285	8/8/2018	270	600.00	
1477542	1903286	8/8/2018	270	600.00	
1477521	1903282	8/8/2018	270	600.00	
1477617	1903351	8/8/2018	270	550.00	
1477533	1903272	8/8/2018	270	268.92	
1477568	1903308	8/8/2018	270	250.00	
1477626	1903370	8/8/2018	270	185.00	
1477570	1903310	8/8/2018	270	140.00	
1477536	1903283	8/8/2018	270	130.00	
1477539	1903273	8/8/2018	270	97.53	
1477628	1903371	8/8/2018	270	77.86	
1477618	1903352	8/8/2018	270	65.40	
1477571	1903311	8/8/2018	270	22.80	
1477572	1903312	8/8/2018	270	22.80	
1477616	1903350	8/8/2018	270	22.00	
1477529	1903279	8/8/2018	270	21.60	

Run Date: 1/2/2019
 Run Time: 8:52:21AM

Demand Account Activity

Start Date: 7/1/2018 End Date: 12/31/2018

Page: 58
 User: 0

Jnl. Entry	Ref #	Trx. Date	Ledger	Debit Amount	Credit Amount
1477532	1903280	8/8/2018	270	20.00	
1477573	1903313	8/8/2018	270	14.40	
1477526	182700803	8/8/2018	270	0.51	
1477220	CD ACH Bank Trans	8/8/2018	270		2,007,000.00
1477584	8007923 EFT REV C	8/8/2018	270		7,550.66
1477578	192700810	8/8/2018	270		2,138.89
1477552	192700809	8/8/2018	270		10,000,000.00
1477524	182700801	8/8/2018	270		3,155,751.13
1477527	192700804	8/8/2018	270		5,192,531.62
1477647	Correct Journal Entr	8/8/2018	270		3,155,751.73
1477645	192700816	8/8/2018	270		10,691,557.76
1478079	1903479	8/9/2018	270	53,982,262.70	
1477965	192700802	8/9/2018	270	15,000,000.00	
1477986	192700803EFT AIRS	8/9/2018	270	5,266,042.40	
1478054	1903459	8/9/2018	270	560,369.00	
1478063	1903480	8/9/2018	270	343,916.29	
1478055	1903460	8/9/2018	270	184,046.00	
1478056	1903461	8/9/2018	270	182,517.00	
1478082	1903481	8/9/2018	270	159,208.67	
1478057	1903462	8/9/2018	270	135,339.00	
1478058	1903463	8/9/2018	270	128,735.00	
1477970	1903389	8/9/2018	270	84,528.58	
1477988	192700804CC AIRS	8/9/2018	270	74,259.17	
1478034	192700808	8/9/2018	270	61,962.64	
1478059	1903464	8/9/2018	270	50,099.00	
1478088	1903504	8/9/2018	270	45,741.58	
1477972	1903390	8/9/2018	270	43,624.58	
1478086	1903483	8/9/2018	270	42,272.81	
1478087	1903484	8/9/2018	270	42,100.32	
1477983	1903397	8/9/2018	270	34,943.25	
1477974	1903391	8/9/2018	270	26,856.93	
1478085	1903503	8/9/2018	270	15,497.76	
1477977	1903393	8/9/2018	270	15,130.75	
1478094	1903487	8/9/2018	270	14,353.87	
1478070	1903474	8/9/2018	270	13,099.13	
1477653	1903449	8/9/2018	270	10,368.00	
1477966	192700806	8/9/2018	270	10,104.00	
1478073	1903475	8/9/2018	270	9,036.46	
1478046	1903451	8/9/2018	270	8,980.00	
1478095	1903488	8/9/2018	270	8,632.59	
1478090	1903505	8/9/2018	270	7,026.00	
1478098	1903490	8/9/2018	270	6,877.69	
1478102	1903492	8/9/2018	270	6,552.00	
1477978	1903394	8/9/2018	270	6,370.00	
1478096	1903507	8/9/2018	270	6,025.00	
1477975	1903392	8/9/2018	270	5,649.42	
1478104	1903493	8/9/2018	270	4,866.80	
1478084	1903482	8/9/2018	270	3,600.39	
1478074	1903476	8/9/2018	270	2,789.62	
1478077	1903477	8/9/2018	270	2,728.25	
1478103	1903494	8/9/2018	270	2,356.08	
1477981	1903396	8/9/2018	270	1,940.00	
1478047	1903452	8/9/2018	270	1,700.00	
1478089	1903485	8/9/2018	270	1,669.60	
1477990	192700805IFTA CC	8/9/2018	270	1,473.56	
1478118	1903522	8/9/2018	270	1,237.23	

Run Date: 1/2/2019
 Run Time: 8:52:21AM

Demand Account Activity

Start Date: 7/1/2018 End Date: 12/31/2018

Page: 59
 User: 0

Jnl. Entry	Ref #	Trx. Date	Ledger	Debit Amount	Credit Amount
1478068	1903473	8/9/2018	270	1,085.00	
1477997	1903405	8/9/2018	270	890.00	
1478097	1903489	8/9/2018	270	842.72	
1478045	1903450	8/9/2018	270	840.00	
1478125	1903520	8/9/2018	270	759.90	
1478048	1903453	8/9/2018	270	748.00	
1478105	1903495	8/9/2018	270	683.55	
1477996	1903404	8/9/2018	270	675.00	
1477995	1903403	8/9/2018	270	570.00	
1477962	1903388	8/9/2018	270	547.12	
1478101	1903491	8/9/2018	270	538.27	
1478053	1903458	8/9/2018	270	526.10	
1477979	1903395	8/9/2018	270	450.00	
1478093	1903506	8/9/2018	270	400.00	
1478092	1903486	8/9/2018	270	245.90	
1478023	1903499	8/9/2018	270	214.00	
1478091	1903500	8/9/2018	270	150.00	
1478106	1903496	8/9/2018	270	109.00	
1478049	1903454	8/9/2018	270	100.00	
1477998	1903406	8/9/2018	270	90.00	
1478107	1903497	8/9/2018	270	59.84	
1478050	1903455	8/9/2018	270	22.80	
1478051	1903456	8/9/2018	270	22.80	
1478052	1903457	8/9/2018	270	14.40	
1478108	1903498	8/9/2018	270	9.97	
1478076	1903478	8/9/2018	270	0.32	
1478011	8007926 EFT REV C	8/9/2018	270		22,435.01
1477963	CD ACH Bank Trans	8/9/2018	270		1,528,000.00
1477964	182700801	8/9/2018	270		5,595,417.55
1478031	182700807	8/9/2018	270		63,000,000.00
1478071	192700809	8/9/2018	270		61,962.64
1478124	192700812	8/9/2018	270		5,159,289.36
1478117	192700820	8/9/2018	270		1,000,000.00
1478450	192700810	8/10/2018	270	150,000,000.00	
1478448	192700804	8/10/2018	270	14,000,000.00	
1478472	192700807 AIRS TA	8/10/2018	270	7,945,423.73	
1478387	1903539	8/10/2018	270	6,456,652.41	
1478433	1903585	8/10/2018	270	5,216,702.17	
1478529	1903650	8/10/2018	270	4,013,572.00	
1478449	192700805	8/10/2018	270	1,101,552.28	
1478483	1903609	8/10/2018	270	1,055,193.61	
1478376	1903531	8/10/2018	270	192,833.74	
1478379	1903533	8/10/2018	270	185,608.22	
1478530	1903651	8/10/2018	270	109,815.00	
1478428	1903583	8/10/2018	270	85,701.32	
1478481	1903610	8/10/2018	270	81,331.62	
1478474	192700808 AIRS D€	8/10/2018	270	73,939.74	
1478422	1903573	8/10/2018	270	59,962.55	
1478484	1903611	8/10/2018	270	59,375.23	
1478434	1903584	8/10/2018	270	58,563.79	
1478420	1903571	8/10/2018	270	50,872.93	
1478378	1903532	8/10/2018	270	32,261.89	
1478380	1903534	8/10/2018	270	22,703.31	
1478381	1903535	8/10/2018	270	11,761.60	
1478388	1903540	8/10/2018	270	8,829.78	
1478485	1903612	8/10/2018	270	7,737.35	

Run Date: 1/2/2019
 Run Time: 8:52:21AM

Demand Account Activity

Start Date: 7/1/2018 End Date: 12/31/2018

Page: 60
 User: 0

Jnl. Entry	Ref #	Trx. Date	Ledger	Debit Amount	Credit Amount
1478533	1903654	8/10/2018	270	7,344.80	
1478494	1903621	8/10/2018	270	5,100.00	
1478389	1903541	8/10/2018	270	5,069.24	
1478425	1903581	8/10/2018	270	4,248.62	
1478384	1903537	8/10/2018	270	4,243.12	
1478496	1903623	8/10/2018	270	4,195.00	
1478486	1903613	8/10/2018	270	4,114.92	
1478526	1903649	8/10/2018	270	3,868.93	
1478412	1903607	8/10/2018	270	3,599.14	
1478421	1903572	8/10/2018	270	3,587.50	
1478505	1903633	8/10/2018	270	2,570.00	
1478386	1903538	8/10/2018	270	2,287.46	
1478534	1903655	8/10/2018	270	1,836.20	
1478535	1903656	8/10/2018	270	1,500.00	
1478487	1903614	8/10/2018	270	1,348.37	
1478536	1903657	8/10/2018	270	1,072.33	
1478504	1903632	8/10/2018	270	1,050.00	
1478488	1903615	8/10/2018	270	1,047.10	
1478476	192700810 AIRS DE	8/10/2018	270	1,006.59	
1478445	192700801	8/10/2018	270	992.18	
1478498	1903625	8/10/2018	270	963.00	
1478495	1903622	8/10/2018	270	960.00	
1478532	1903653	8/10/2018	270	780.06	
1478482	1903608	8/10/2018	270	672.91	
1478537	1903658	8/10/2018	270	628.20	
1478489	1903616	8/10/2018	270	478.00	
1478490	1903617	8/10/2018	270	429.00	
1478497	1903624	8/10/2018	270	350.00	
1478543	1903664	8/10/2018	270	257.00	
1478544	1903665	8/10/2018	270	180.00	
1478545	1903666	8/10/2018	270	131.75	
1478518	1903663	8/10/2018	270	106.25	
1478548	1903669	8/10/2018	270	106.25	
1478499	1903626	8/10/2018	270	100.00	
1478503	1903631	8/10/2018	270	100.00	
1478506	1903634	8/10/2018	270	77.00	
1478500	1903627	8/10/2018	270	68.40	
1478501	1903628	8/10/2018	270	68.40	
1478547	1903668	8/10/2018	270	63.75	
1478502	1903629	8/10/2018	270	43.20	
1478553	1904674	8/10/2018	270	42.50	
1478491	1903618	8/10/2018	270	34.00	
1478531	1903652	8/10/2018	270	33.95	
1478492	1903619	8/10/2018	270	28.00	
1478552	1903673	8/10/2018	270	8.50	
1478546	1903667	8/10/2018	270	8.50	
1478426	1903582	8/10/2018	270	4.98	
1478541	1903671	8/10/2018	270	4.25	
1478550	1903672	8/10/2018	270	4.25	
1478549	1903670	8/10/2018	270	4.25	
1478382	1903536	8/10/2018	270	2.13	
1478493	1903620	8/10/2018	270	0.95	
1478446	192700802	8/10/2018	270		6,456,652.41
1478447	192700803	8/10/2018	270		5,471,708.50
1478451	192700806	8/10/2018	270		1,101,552.28
1478452	194700801	8/10/2018	270		19,000,000.00

Run Date: 1/2/2019
 Run Time: 8:52:21AM

Demand Account Activity

Start Date: 7/1/2018 End Date: 12/31/2018

Page: 61
 User: 0

Jnl. Entry	Ref #	Trx. Date	Ledger	Debit Amount	Credit Amount
1478417	8007930 EFT REV C	8/10/2018	270		2,105.44
1478409	193000806	8/10/2018	270		9,000,000.00
1478522	192700812	8/10/2018	270		150,043,161.44
1478903	192700807 AIRS TA	8/13/2018	270	21,281,243.52	
1478910	193000804	8/13/2018	270	18,000,000.00	
1478892	192700802	8/13/2018	270	12,000,000.00	
1479002	Back Out Journal Er	8/13/2018	270	5,382,841.25	
1478925	1903720	8/13/2018	270	1,216,612.75	
1478941	1903738	8/13/2018	270	780,216.89	
1478992	1903785	8/13/2018	270	592,377.80	
1479015	CORRECTION FOR	8/13/2018	270	239,225.31	
1479014	Correct Journal Entr	8/13/2018	270	239,221.31	
1478993	1903786	8/13/2018	270	224,839.83	
1478875	1903699	8/13/2018	270	174,955.03	
1478884	1903690	8/13/2018	270	159,330.33	
1478943	1903740	8/13/2018	270	153,256.03	
1479011	1903798	8/13/2018	270	133,799.77	
1478878	1903700	8/13/2018	270	69,390.21	
1478882	1903689	8/13/2018	270	63,845.21	
1478862	1903683	8/13/2018	270	56,330.00	
1478866	1903691	8/13/2018	270	27,696.76	
1478942	1903739	8/13/2018	270	26,195.99	
1478867	1903692	8/13/2018	270	24,651.59	
1478883	1903701	8/13/2018	270	24,495.64	
1478951	1903741	8/13/2018	270	20,949.12	
1478870	1903693	8/13/2018	270	17,119.91	
1478869	1903684	8/13/2018	270	12,362.92	
1478881	1903688	8/13/2018	270	9,038.49	
1478873	1903694	8/13/2018	270	8,688.85	
1478975	1903769	8/13/2018	270	8,210.94	
1478871	1903698	8/13/2018	270	7,344.60	
1478876	1903695	8/13/2018	270	6,594.10	
1478996	1903788	8/13/2018	270	5,991.98	
1478998	1903789	8/13/2018	270	5,838.73	
1478915	1903710	8/13/2018	270	5,420.00	
1478863	1903696	8/13/2018	270	3,885.70	
1478970	1903765	8/13/2018	270	3,741.73	
1478909	192700811 AIRS DE	8/13/2018	270	3,261.45	
1478917	1903712	8/13/2018	270	2,698.00	
1478995	1903787	8/13/2018	270	2,463.48	
1478872	1903685	8/13/2018	270	2,383.99	
1478973	1903772	8/13/2018	270	2,180.00	
1478877	1903686	8/13/2018	270	2,052.19	
1478908	192700810 AIRS DE	8/13/2018	270	2,016.43	
1478989	1903784	8/13/2018	270	1,999.43	
1478914	1903709	8/13/2018	270	1,884.01	
1478906	192700808 AIRS TA	8/13/2018	270	1,665.26	
1479000	1903792	8/13/2018	270	1,553.86	
1478916	1903711	8/13/2018	270	1,030.00	
1478868	1903697	8/13/2018	270	995.56	
1479013	1903794	8/13/2018	270	919.56	
1478955	1903742	8/13/2018	270	886.27	
1478919	1903714	8/13/2018	270	818.75	
1478921	1903716	8/13/2018	270	780.00	
1478886	1903702	8/13/2018	270	774.64	
1478939	1903771	8/13/2018	270	772.50	

Run Date: 1/2/2019
 Run Time: 8:52:21AM

Demand Account Activity

Start Date: 7/1/2018 End Date: 12/31/2018

Page: 62
 User: 0

Jnl. Entry	Ref #	Trx. Date	Ledger	Debit Amount	Credit Amount
1478987	1903791	8/13/2018	270	595.91	
1478954	1903759	8/13/2018	270	535.41	
1478971	1903766	8/13/2018	270	438.98	
1478980	1903775	8/13/2018	270	383.00	
1478972	1903767	8/13/2018	270	309.57	
1478918	1903713	8/13/2018	270	240.00	
1478966	1903763	8/13/2018	270	208.76	
1478978	1903774	8/13/2018	270	200.00	
1478977	1903770	8/13/2018	270	109.78	
1478969	1903764	8/13/2018	270	108.13	
1478956	1903743	8/13/2018	270	83.17	
1478920	1903715	8/13/2018	270	75.00	
1479001	1903783	8/13/2018	270	72.52	
1478959	1903760	8/13/2018	270	68.61	
1478976	1903773	8/13/2018	270	55.00	
1478891	192700801	8/13/2018	270	39.00	
1478974	1903768	8/13/2018	270	36.12	
1478957	1903744	8/13/2018	270	29.37	
1478997	1903782	8/13/2018	270	28.83	
1478961	1903761	8/13/2018	270	28.67	
1478922	1903717	8/13/2018	270	22.80	
1478923	1903718	8/13/2018	270	22.80	
1478880	1903687	8/13/2018	270	19.40	
1478924	1903719	8/13/2018	270	14.40	
1478964	1903762	8/13/2018	270	8.21	
1478999	1903790	8/13/2018	270	5.45	
1478894	192700803	8/13/2018	270		5,382,841.25
1478911	192700804	8/13/2018	270		23,000,000.00
1478988	8007932 EFT REV C	8/13/2018	270		2,565.23
1479015	CORRECTION FOR	8/13/2018	270		239,221.31
1478557	CD ACH Bank Trans	8/13/2018	270		7,007,000.00
1478986	193000806	8/13/2018	270		7,000,000.00
1479007	192700805	8/13/2018	270		12,444,199.73
1479008	Correct Journal Entr	8/13/2018	270		5,382,880.25
1479350	192700807 AIRS TA	8/14/2018	270	29,325,099.09	
1479330	193000803	8/14/2018	270	14,000,000.00	
1479322	1903843	8/14/2018	270	8,671,952.00	
1479313	1903841	8/14/2018	270	2,784,084.00	
1479429	1903928	8/14/2018	270	1,334,190.58	
1479288	1903808	8/14/2018	270	1,164,813.00	
1479419	1903916	8/14/2018	270	565,125.95	
1479418	1903915	8/14/2018	270	391,173.12	
1479383	1903877	8/14/2018	270	252,681.07	
1479303	1903822	8/14/2018	270	223,359.55	
1479407	1903908	8/14/2018	270	185,020.79	
1479408	1903909	8/14/2018	270	184,873.99	
1479393	1903880	8/14/2018	270	180,000.00	
1479446	1903945	8/14/2018	270	102,303.64	
1479426	1903925	8/14/2018	270	86,046.33	
1479386	1903878	8/14/2018	270	85,429.62	
1479447	1903957	8/14/2018	270	83,000.00	
1479292	1903811	8/14/2018	270	75,480.75	
1479311	1903834	8/14/2018	270	50,997.75	
1479321	1903842	8/14/2018	270	47,895.00	
1479417	1903903	8/14/2018	270	47,858.14	
1479283	1903804	8/14/2018	270	41,596.47	

Run Date: 1/2/2019
Run Time: 8:52:21AM

Demand Account Activity

Start Date: 7/1/2018 End Date: 12/31/2018

Page: 63
User: 0

Jnl. Entry	Ref #	Trx. Date	Ledger	Debit Amount	Credit Amount
1479312	1903828	8/14/2018	270	37,344.98	
1479304	1903823	8/14/2018	270	36,118.97	
1479409	1903910	8/14/2018	270	30,413.65	
1479416	1903914	8/14/2018	270	22,176.76	
1479305	1903824	8/14/2018	270	20,907.35	
1479388	1903879	8/14/2018	270	18,250.45	
1479428	1903927	8/14/2018	270	14,480.17	
1479405	1903907	8/14/2018	270	11,001.50	
1479308	1903833	8/14/2018	270	10,020.00	
1479324	1903845	8/14/2018	270	9,196.48	
1479382	1903875	8/14/2018	270	8,705.00	
1479307	1903825	8/14/2018	270	8,130.91	
1479309	1903826	8/14/2018	270	6,304.26	
1479379	1903923	8/14/2018	270	5,668.25	
1479353	192700808 AIRS D€	8/14/2018	270	4,680.84	
1479301	1903820	8/14/2018	270	4,580.00	
1479318	1903839	8/14/2018	270	4,264.00	
1479414	1903902	8/14/2018	270	4,120.00	
1479363	1903865	8/14/2018	270	4,075.00	
1479310	1903827	8/14/2018	270	4,063.83	
1479381	1903876	8/14/2018	270	4,056.61	
1479412	1903911	8/14/2018	270	3,908.35	
1479413	1903912	8/14/2018	270	3,894.44	
1479346	1903855	8/14/2018	270	3,803.00	
1479323	1903844	8/14/2018	270	3,613.46	
1479415	1903913	8/14/2018	270	3,494.25	
1479427	1903926	8/14/2018	270	2,870.74	
1479319	1903840	8/14/2018	270	2,629.59	
1479361	1903863	8/14/2018	270	1,932.00	
1479291	1903832	8/14/2018	270	1,890.00	
1479461	1903958	8/14/2018	270	1,225.00	
1479349	1903856	8/14/2018	270	1,170.00	
1479458	1903954	8/14/2018	270	875.00	
1479456	1903952	8/14/2018	270	830.00	
1479457	1903953	8/14/2018	270	800.00	
1479362	1903864	8/14/2018	270	770.00	
1479285	1903806	8/14/2018	270	750.00	
1479460	1903956	8/14/2018	270	750.00	
1479332	192700801	8/14/2018	270	737.77	
1479358	1903861	8/14/2018	270	729.00	
1479425	1903924	8/14/2018	270	689.47	
1479287	1903807	8/14/2018	270	605.00	
1479302	1903821	8/14/2018	270	573.35	
1479293	1903812	8/14/2018	270	547.42	
1479294	1903813	8/14/2018	270	527.00	
1479295	1903814	8/14/2018	270	481.00	
1479314	1903835	8/14/2018	270	450.00	
1479411	1903901	8/14/2018	270	437.50	
1479316	1903837	8/14/2018	270	400.00	
1479296	1903815	8/14/2018	270	345.00	
1479403	1903906	8/14/2018	270	235.59	
1479402	1903905	8/14/2018	270	200.00	
1479315	1903836	8/14/2018	270	168.48	
1479360	1903862	8/14/2018	270	160.00	
1479297	1903816	8/14/2018	270	150.00	
1479356	192700809 AIRS D€	8/14/2018	270	150.00	

Run Date: 1/2/2019
 Run Time: 8:52:21AM

Demand Account Activity

Start Date: 7/1/2018 End Date: 12/31/2018

Page: 64
 User: 0

Jnl. Entry	Ref #	Trx. Date	Ledger	Debit Amount	Credit Amount
1479459	1903955	8/14/2018	270	150.00	
1479298	1903817	8/14/2018	270	120.00	
1479299	1903818	8/14/2018	270	115.00	
1479300	1903819	8/14/2018	270	100.00	
1479357	1903860	8/14/2018	270	65.00	
1479317	1903838	8/14/2018	270	60.00	
1479400	1903904	8/14/2018	270	55.00	
1479284	1903805	8/14/2018	270	51.00	
1479380	1903874	8/14/2018	270	33.75	
1479351	1903857	8/14/2018	270	30.40	
1479354	1903858	8/14/2018	270	30.40	
1479289	1903809	8/14/2018	270	28.83	
1479290	1903810	8/14/2018	270	25.00	
1479355	1903859	8/14/2018	270	19.20	
1479445	1903944	8/14/2018	270	7.50	
1479378	1903873	8/14/2018	270	4.17	
1479248	CD ACH Bank Trans	8/14/2018	270		6,753,000.00
1479368	8007934 EFT REV C	8/14/2018	270		4,352.37
1479334	192700802	8/14/2018	270		7,740,939.94
1479335	192700803	8/14/2018	270		42,000,000.00
1479337	192700804	8/14/2018	270		3,429,864.44
1479828	192700807 AIRS TA	8/15/2018	270	39,457,425.69	
1479838	192700812	8/15/2018	270	17,527,806.38	
1479779	1903985	8/15/2018	270	11,544,722.64	
1479811	193000803	8/15/2018	270	6,000,000.00	
1479818	192700804	8/15/2018	270	1,586,828.70	
1479889	1904069	8/15/2018	270	892,011.83	
1479899	1904082	8/15/2018	270	815,489.84	
1479891	1904070	8/15/2018	270	457,184.45	
1479876	1904067	8/15/2018	270	155,062.16	
1479787	1904000	8/15/2018	270	142,853.80	
1479893	1904078	8/15/2018	270	121,436.28	
1479839	192700813	8/15/2018	270	107,821.45	
1479832	192700811 AIRS DE	8/15/2018	270	97,050.00	
1479784	1903997	8/15/2018	270	82,650.00	
1479829	192700808 AIRS TA	8/15/2018	270	81,224.51	
1479894	1904079	8/15/2018	270	61,931.29	
1479887	1904068	8/15/2018	270	44,867.34	
1479785	1903998	8/15/2018	270	39,008.86	
1479466	1903963	8/15/2018	270	34,376.54	
1479786	1903999	8/15/2018	270	31,642.70	
1479772	1903993	8/15/2018	270	30,032.24	
1479897	1904081	8/15/2018	270	27,608.62	
1479929	1904105	8/15/2018	270	22,912.50	
1479875	1904066	8/15/2018	270	20,530.54	
1479464	1904077	8/15/2018	270	17,070.54	
1479905	1904076	8/15/2018	270	15,782.11	
1479780	1903994	8/15/2018	270	13,770.22	
1479896	1904080	8/15/2018	270	11,314.65	
1479463	1903961	8/15/2018	270	10,878.42	
1479902	1904084	8/15/2018	270	8,305.00	
1479465	1903962	8/15/2018	270	6,410.79	
1479770	1903981	8/15/2018	270	5,989.10	
1479452	1903959	8/15/2018	270	5,184.51	
1479802	1904012	8/15/2018	270	4,390.00	
1479781	1903995	8/15/2018	270	4,061.99	

Run Date: 1/2/2019
 Run Time: 8:52:21AM

Demand Account Activity

Start Date: 7/1/2018 End Date: 12/31/2018

Page: 65
 User: 0

Jnl. Entry	Ref #	Trx. Date	Ledger	Debit Amount	Credit Amount
1479462	1903960	8/15/2018	270	3,846.52	
1479783	1903996	8/15/2018	270	3,720.10	
1479831	192700810 AIRS D€	8/15/2018	270	3,701.86	
1479923	1904100	8/15/2018	270	3,660.00	
1479468	1903965	8/15/2018	270	3,300.00	
1479830	192700809 AIRS D€	8/15/2018	270	3,066.85	
1479871	1904071	8/15/2018	270	2,915.00	
1479805	1904014	8/15/2018	270	2,644.00	
1479928	1904104	8/15/2018	270	2,500.00	
1479767	1903986	8/15/2018	270	2,280.00	
1479769	1903980	8/15/2018	270	1,754.73	
1479833	192700805	8/15/2018	270	1,309.42	
1479801	1904011	8/15/2018	270	830.00	
1479773	1903987	8/15/2018	270	626.00	
1479775	1903988	8/15/2018	270	526.08	
1479895	1904072	8/15/2018	270	510.00	
1479776	1903989	8/15/2018	270	420.00	
1479789	1903990	8/15/2018	270	417.50	
1479788	1904005	8/15/2018	270	360.00	
1479799	1904010	8/15/2018	270	294.00	
1479792	1903991	8/15/2018	270	275.00	
1479793	1903992	8/15/2018	270	235.00	
1479804	1904013	8/15/2018	270	220.00	
1479903	1904075	8/15/2018	270	184.80	
1479774	1903982	8/15/2018	270	175.00	
1479925	1904102	8/15/2018	270	152.00	
1479901	1904074	8/15/2018	270	140.00	
1479473	1903978	8/15/2018	270	130.00	
1479921	1904098	8/15/2018	270	115.00	
1479898	1904073	8/15/2018	270	100.00	
1479927	1904103	8/15/2018	270	90.00	
1479924	1904101	8/15/2018	270	61.00	
1479777	1903983	8/15/2018	270	60.00	
1479922	1904099	8/15/2018	270	50.00	
1479798	1904009	8/15/2018	270	40.00	
1479797	1904008	8/15/2018	270	22.80	
1479796	1904007	8/15/2018	270	22.80	
1479874	1904065	8/15/2018	270	17.68	
1479768	1903979	8/15/2018	270	17.00	
1479795	1904006	8/15/2018	270	14.40	
1479778	1903984	8/15/2018	270	11.92	
1479451	CD ACH Bank Trans	8/15/2018	270		955,000.00
1479850	8007942 EFT REV C	8/15/2018	270		3,738.14
1479844	192700814	8/15/2018	270		47,000,000.00
1479813	192700801	8/15/2018	270		11,544,722.64
1479837	192700806	8/15/2018	270		1,309.42
1479815	192700802	8/15/2018	270		11,806,157.56
1479816	192700803	8/15/2018	270		7,855,578.85
1481138	192700807 AIRS TA	8/16/2018	270	106,535,510.65	
1481192	1904186	8/16/2018	270	48,640,997.70	
1481116	193000803	8/16/2018	270	22,000,000.00	
1481108	1904140	8/16/2018	270	17,760,245.50	
1481117	192300801	8/16/2018	270	6,000,000.00	
1481123	192600801	8/16/2018	270	4,000,000.00	
1481124	192700805	8/16/2018	270	2,700,000.00	
1481190	1904185	8/16/2018	270	962,254.27	

Run Date: 1/2/2019
 Run Time: 8:52:21AM

Demand Account Activity

Start Date: 7/1/2018 End Date: 12/31/2018

Page: 66
 User: 0

Jnl. Entry	Ref #	Trx. Date	Ledger	Debit Amount	Credit Amount
1481091	1904124	8/16/2018	270	870,225.91	
1481200	1904188	8/16/2018	270	837,209.48	
1481227	1904225	8/16/2018	270	772,533.22	
1481099	1904131	8/16/2018	270	384,127.68	
1481196	1904212	8/16/2018	270	377,833.94	
1481206	1904196	8/16/2018	270	297,717.72	
1481100	1904132	8/16/2018	270	178,123.27	
1481218	1904200	8/16/2018	270	144,782.17	
1481109	1904187	8/16/2018	270	141,979.13	
1481094	1904126	8/16/2018	270	123,400.16	
1481214	1904199	8/16/2018	270	119,233.18	
1481139	192700808 AIRS TA	8/16/2018	270	59,783.39	
1479941	1904119	8/16/2018	270	53,250.01	
1481254	1904246	8/16/2018	270	46,314.91	
1481143	192700812 AIRS DE	8/16/2018	270	43,095.00	
1481103	1904139	8/16/2018	270	37,577.50	
1481095	1904127	8/16/2018	270	36,390.95	
1481101	1904133	8/16/2018	270	35,247.59	
1481228	1904226	8/16/2018	270	24,309.77	
1481172	1904172	8/16/2018	270	24,210.00	
1481112	1904143	8/16/2018	270	23,075.24	
1481183	1904181	8/16/2018	270	18,698.09	
1479945	1904121	8/16/2018	270	13,233.06	
1481141	192700810 AIRS DE	8/16/2018	270	11,960.19	
1481096	1904128	8/16/2018	270	10,776.97	
1481185	1904182	8/16/2018	270	10,487.73	
1481193	1904209	8/16/2018	270	10,430.00	
1481251	1904250	8/16/2018	270	10,300.00	
1481186	1904183	8/16/2018	270	9,912.85	
1481195	1904211	8/16/2018	270	9,529.00	
1481097	1904129	8/16/2018	270	9,098.08	
1481111	1904142	8/16/2018	270	7,910.00	
1481180	1904178	8/16/2018	270	6,792.18	
1481209	1904197	8/16/2018	270	6,059.13	
1481179	1904177	8/16/2018	270	5,953.95	
1479940	1904117	8/16/2018	270	4,962.00	
1481223	1904223	8/16/2018	270	4,782.00	
1481182	1904180	8/16/2018	270	4,688.81	
1481092	1904125	8/16/2018	270	4,571.05	
1481090	1904123	8/16/2018	270	4,174.45	
1481175	1904175	8/16/2018	270	3,894.56	
1481181	1904179	8/16/2018	270	3,197.82	
1481173	1904173	8/16/2018	270	3,030.00	
1481232	1904227	8/16/2018	270	1,994.67	
1481191	1904208	8/16/2018	270	1,930.00	
1481140	192700809 AIRS DE	8/16/2018	270	1,893.87	
1481249	1904249	8/16/2018	270	1,820.00	
1481189	1904207	8/16/2018	270	1,802.00	
1479933	1904110	8/16/2018	270	1,502.98	
1479926	1904108	8/16/2018	270	1,500.00	
1481225	1904224	8/16/2018	270	1,460.00	
1481098	1904130	8/16/2018	270	1,387.80	
1481250	1904244	8/16/2018	270	1,260.00	
1481177	1904176	8/16/2018	270	1,144.67	
1479909	1904107	8/16/2018	270	1,060.00	
1481194	1904210	8/16/2018	270	770.00	

Run Date: 1/2/2019
 Run Time: 8:52:21AM

Demand Account Activity

Start Date: 7/1/2018 End Date: 12/31/2018

Page: 67
 User: 0

Jnl. Entry	Ref #	Trx. Date	Ledger	Debit Amount	Credit Amount
1481089	1904122	8/16/2018	270	750.00	
1481211	1904198	8/16/2018	270	740.00	
1481174	1904174	8/16/2018	270	620.00	
1481110	1904141	8/16/2018	270	400.00	
1481118	192700801	8/16/2018	270	276.00	
1481231	1904205	8/16/2018	270	181.00	
1481252	1904245	8/16/2018	270	175.00	
1481244	1904243	8/16/2018	270	150.00	
1481187	1904206	8/16/2018	270	110.00	
1481188	1904184	8/16/2018	270	101.76	
1481230	1904204	8/16/2018	270	100.00	
1481142	192700811 AIRS DE	8/16/2018	270	75.00	
1481224	1904202	8/16/2018	270	22.80	
1481221	1904201	8/16/2018	270	22.80	
1481226	1904203	8/16/2018	270	14.40	
1479930	1904109	8/16/2018	270	8.72	
1481157	8007944 EFT REV C	8/16/2018	270		64,177.43
1481119	192700802	8/16/2018	270		14,020,023.88
1481120	192700803	8/16/2018	270		81,265,860.04
1481149	192700806	8/16/2018	270		110,000,000.00
1481122	192700804	8/16/2018	270		7,167,625.41
1479944	CD ACH Bank Trans	8/16/2018	270		1,383,000.00
1481584	194700801	8/17/2018	270	163,000,000.00	
1481528	192700807 AIS TAX	8/17/2018	270	53,287,980.31	
1481504	1904262	8/17/2018	270	7,506,656.57	
1481608	1904312	8/17/2018	270	6,388,899.77	
1481549	1904288	8/17/2018	270	2,177,962.41	
1481660	1904385	8/17/2018	270	379,684.15	
1481493	CD ACH Bank Trans	8/17/2018	270	270,000.00	
1481551	1904290	8/17/2018	270	245,442.39	
1481655	1904380	8/17/2018	270	221,424.27	
1481666	1904389	8/17/2018	270	156,393.01	
1481556	1904295	8/17/2018	270	149,347.69	
1481550	1904289	8/17/2018	270	85,788.05	
1481507	1904271	8/17/2018	270	69,061.10	
1481600	1904343	8/17/2018	270	68,215.40	
1481604	1904364	8/17/2018	270	63,250.47	
1481601	1904344	8/17/2018	270	61,912.52	
1481510	1904272	8/17/2018	270	48,921.48	
1481529	192700808 AIRS TA	8/17/2018	270	33,769.96	
1481499	1904267	8/17/2018	270	28,390.40	
1481578	193980803	8/17/2018	270	23,794.26	
1481605	1904365	8/17/2018	270	21,751.65	
1481599	1904342	8/17/2018	270	20,380.00	
1481502	1904268	8/17/2018	270	18,805.92	
1481498	1904259	8/17/2018	270	12,887.30	
1481506	1904263	8/17/2018	270	10,665.08	
1481503	1904269	8/17/2018	270	9,636.72	
1481531	192700810 AIRS DE	8/17/2018	270	9,561.85	
1481505	1904270	8/17/2018	270	5,877.43	
1481627	1904321	8/17/2018	270	5,800.00	
1481552	1904291	8/17/2018	270	4,542.83	
1481535	1904276	8/17/2018	270	4,292.13	
1481595	1904338	8/17/2018	270	3,947.25	
1481596	1904339	8/17/2018	270	3,600.39	
1481597	1904340	8/17/2018	270	3,523.00	

Run Date: 1/2/2019
 Run Time: 8:52:21AM

Demand Account Activity

Start Date: 7/1/2018 End Date: 12/31/2018

Page: 68
 User: 0

Jnl. Entry	Ref #	Trx. Date	Ledger	Debit Amount	Credit Amount
1481598	1904341	8/17/2018	270	3,377.08	
1481617	1904317	8/17/2018	270	3,202.00	
1481602	1904345	8/17/2018	270	3,100.14	
1481557	1904296	8/17/2018	270	3,033.73	
1481542	1904282	8/17/2018	270	2,847.95	
1481594	1904337	8/17/2018	270	2,784.54	
1481222	1904266	8/17/2018	270	2,680.05	
1481593	1904336	8/17/2018	270	2,612.89	
1481628	1904322	8/17/2018	270	2,605.00	
1481622	1904319	8/17/2018	270	2,294.00	
1481651	1904333	8/17/2018	270	1,777.20	
1481659	1904384	8/17/2018	270	1,610.00	
1481508	1904264	8/17/2018	270	1,514.00	
1481662	1904387	8/17/2018	270	1,197.00	
1481625	1904320	8/17/2018	270	1,070.00	
1481509	1904265	8/17/2018	270	1,048.65	
1481517	192700802	8/17/2018	270	982.22	
1481530	192700809 AIRS DE	8/17/2018	270	925.54	
1481668	1904393	8/17/2018	270	679.00	
1481661	1904386	8/17/2018	270	594.00	
1481658	1904383	8/17/2018	270	500.00	
1481500	1904260	8/17/2018	270	500.00	
1481630	1904323	8/17/2018	270	470.00	
1481665	1904388	8/17/2018	270	450.00	
1481606	1904366	8/17/2018	270	419.88	
1481587	1904334	8/17/2018	270	394.00	
1481592	1904335	8/17/2018	270	314.00	
1481501	1904261	8/17/2018	270	275.00	
1481615	1904316	8/17/2018	270	260.00	
1481620	1904318	8/17/2018	270	260.00	
1481635	1904327	8/17/2018	270	225.00	
1481636	1904328	8/17/2018	270	175.00	
1481553	1904292	8/17/2018	270	161.41	
1481633	1904325	8/17/2018	270	150.00	
1481639	1904329	8/17/2018	270	146.75	
1481640	1904330	8/17/2018	270	137.50	
1481632	1904324	8/17/2018	270	97.00	
1481645	1904331	8/17/2018	270	85.00	
1481647	1904332	8/17/2018	270	70.00	
1481554	1904293	8/17/2018	270	45.52	
1481634	1904326	8/17/2018	270	24.00	
1481611	1904314	8/17/2018	270	22.80	
1481609	1904313	8/17/2018	270	22.80	
1481613	1904315	8/17/2018	270	14.40	
1481657	1904382	8/17/2018	270	12.75	
1481555	1904294	8/17/2018	270	9.97	
1481656	1904381	8/17/2018	270	8.50	
1481545	8007946 EFT REV C	8/17/2018	270		49,153.81
1481518	192700803	8/17/2018	270		7,506,656.57
1481519	192700804	8/17/2018	270		4,673,335.97
1481516	192700801	8/17/2018	270		158,409,952.48
1481541	192700805	8/17/2018	270		62,853,000.00
1481580	192700811	8/17/2018	270		23,794.26
1481492	CD ACH Bank Trans	8/17/2018	270		1,378,000.00
1482050	192700807 AIRS TA	8/20/2018	270	27,310,024.08	
1482181	194700801	8/20/2018	270	22,500,000.00	

Run Date: 1/2/2019
Run Time: 8:52:21AM

Demand Account Activity

Start Date: 7/1/2018 End Date: 12/31/2018

Page: 69
User: 0

Jnl. Entry	Ref #	Trx. Date	Ledger	Debit Amount	Credit Amount
1482055	193000804	8/20/2018	270	9,000,000.00	
1482143	1904494	8/20/2018	270	299,383.33	
1482128	1904476	8/20/2018	270	262,583.26	
1482032	1904409	8/20/2018	270	155,166.37	
1482033	1904410	8/20/2018	270	89,513.09	
1482034	1904411	8/20/2018	270	67,141.64	
1482163	1904482	8/20/2018	270	61,140.00	
1482161	1904481	8/20/2018	270	59,663.86	
1482035	1904412	8/20/2018	270	47,499.00	
1482168	1904484	8/20/2018	270	43,713.40	
1482036	1904413	8/20/2018	270	33,061.00	
1482027	1904404	8/20/2018	270	31,003.85	
1482112	1904462	8/20/2018	270	30,995.58	
1482150	1904490	8/20/2018	270	30,165.51	
1482113	1904463	8/20/2018	270	21,570.28	
1482037	1904414	8/20/2018	270	13,363.16	
1482153	1904491	8/20/2018	270	13,356.63	
1482052	192700809 AIRS DE	8/20/2018	270	11,575.36	
1482144	1904495	8/20/2018	270	11,517.67	
1482170	1904485	8/20/2018	270	10,005.88	
1482028	1904405	8/20/2018	270	8,525.50	
1482139	1904492	8/20/2018	270	7,485.00	
1482140	1904477	8/20/2018	270	6,310.89	
1482029	1904406	8/20/2018	270	5,855.91	
1482114	1904464	8/20/2018	270	5,367.69	
1482068	193980803	8/20/2018	270	4,692.88	
1482082	1904434	8/20/2018	270	4,595.00	
1482025	1904402	8/20/2018	270	3,161.36	
1482030	1904407	8/20/2018	270	3,030.27	
1482173	1904486	8/20/2018	270	2,828.23	
1482141	1904493	8/20/2018	270	2,636.21	
1482080	1904432	8/20/2018	270	2,571.00	
1482154	1904479	8/20/2018	270	2,034.27	
1482109	1904460	8/20/2018	270	1,970.00	
1482031	1904408	8/20/2018	270	1,429.11	
1482157	1904480	8/20/2018	270	1,357.90	
1482142	1904487	8/20/2018	270	1,330.84	
1482125	1904475	8/20/2018	270	1,157.34	
1482051	192700808 AIRS DE	8/20/2018	270	992.58	
1482130	1904513	8/20/2018	270	885.61	
1482081	1904433	8/20/2018	270	850.00	
1482110	1904461	8/20/2018	270	807.50	
1482053	192700802	8/20/2018	270	800.02	
1482177	1904527	8/20/2018	270	690.00	
1482186	1904528	8/20/2018	270	600.00	
1482145	1904488	8/20/2018	270	553.99	
1482076	1904430	8/20/2018	270	421.00	
1482119	1904469	8/20/2018	270	333.00	
1482078	1904431	8/20/2018	270	230.00	
1482148	1904489	8/20/2018	270	208.26	
1482117	1904467	8/20/2018	270	150.00	
1482115	1904465	8/20/2018	270	141.02	
1482172	1904508	8/20/2018	270	126.00	
1482152	1904478	8/20/2018	270	97.35	
1482120	1904470	8/20/2018	270	96.35	
1482075	1904429	8/20/2018	270	80.00	

Run Date: 1/2/2019
 Run Time: 8:52:21AM

Demand Account Activity

Start Date: 7/1/2018 End Date: 12/31/2018

Page: 70
 User: 0

Jnl. Entry	Ref #	Trx. Date	Ledger	Debit Amount	Credit Amount
1482073	1904428	8/20/2018	270	70.00	
1482024	1904401	8/20/2018	270	40.00	
1482121	1904471	8/20/2018	270	40.00	
1482069	1904425	8/20/2018	270	38.00	
1482070	1904426	8/20/2018	270	38.00	
1482116	1904466	8/20/2018	270	35.00	
1482122	1904472	8/20/2018	270	35.00	
1482174	1904509	8/20/2018	270	28.83	
1482072	1904427	8/20/2018	270	24.00	
1482123	1904473	8/20/2018	270	13.23	
1482124	1904474	8/20/2018	270	11.88	
1482118	1904468	8/20/2018	270	9.23	
1482176	1904522	8/20/2018	270	2.50	
1482026	1904403	8/20/2018	270	1.37	
1482166	1904483	8/20/2018	270	0.20	
1481914	CD ACH Bank Trans	8/20/2018	270		2,834,000.00
1482041	192700801	8/20/2018	270		9,491,306.63
1482071	192700804	8/20/2018	270		33,512,640.00
1482079	192700805	8/20/2018	270		4,692.88
1482064	DFA EFT REV 8/20/	8/20/2018	270		261,268.67
1482057	192700803	8/20/2018	270		11,988,250.01
1482183	192700806	8/20/2018	270		2,616,625.08
1482465	CD ACH Bank Trans	8/21/2018	270	101,000,000.00	
1482494	192700807 AIRS TA	8/21/2018	270	84,099,790.93	
1482507	193000805	8/21/2018	270	11,000,000.00	
1482506	192300801	8/21/2018	270	1,000,000.00	
1482578	1904629	8/21/2018	270	819,455.69	
1482606	1904643	8/21/2018	270	597,542.25	
1482473	1904541	8/21/2018	270	452,741.40	
1482477	1904544	8/21/2018	270	294,833.50	
1482556	1904607	8/21/2018	270	253,165.98	
1482471	1904539	8/21/2018	270	158,000.00	
1482536	1904574	8/21/2018	270	123,336.19	
1482528	1904573	8/21/2018	270	112,461.40	
1482478	1904548	8/21/2018	270	111,033.18	
1482577	1904628	8/21/2018	270	93,011.86	
1482565	1904616	8/21/2018	270	68,212.33	
1482601	1904639	8/21/2018	270	27,798.72	
1482472	1904540	8/21/2018	270	27,280.43	
1482540	1904591	8/21/2018	270	26,608.56	
1482468	1904536	8/21/2018	270	16,930.71	
1482497	192700810 AIRS DE	8/21/2018	270	12,473.25	
1482600	1904638	8/21/2018	270	12,362.89	
1482469	1904537	8/21/2018	270	10,560.00	
1482599	1904637	8/21/2018	270	9,210.57	
1482566	1904617	8/21/2018	270	8,811.01	
1482576	1904627	8/21/2018	270	8,648.27	
1482603	1904642	8/21/2018	270	7,414.95	
1482539	1904590	8/21/2018	270	6,193.75	
1482558	1904609	8/21/2018	270	4,555.92	
1482523	1904569	8/21/2018	270	4,425.00	
1482571	1904623	8/21/2018	270	4,415.00	
1482495	192700808 AIRS TA	8/21/2018	270	4,173.28	
1482541	1904592	8/21/2018	270	4,015.69	
1482564	1904615	8/21/2018	270	3,796.00	
1482560	1904611	8/21/2018	270	3,647.75	

Run Date: 1/2/2019
 Run Time: 8:52:21AM

Demand Account Activity

Start Date: 7/1/2018 End Date: 12/31/2018

Page: 71
 User: 0

Jnl. Entry	Ref #	Trx. Date	Ledger	Debit Amount	Credit Amount
1482552	1904595	8/21/2018	270	2,530.00	
1482521	1904567	8/21/2018	270	2,263.00	
1482526	1904571	8/21/2018	270	2,171.45	
1482559	1904610	8/21/2018	270	2,105.20	
1482527	1904572	8/21/2018	270	1,714.38	
1482581	1904633	8/21/2018	270	1,659.52	
1482470	1904538	8/21/2018	270	1,304.41	
1482575	1904626	8/21/2018	270	1,127.69	
1482517	1904563	8/21/2018	270	960.00	
1482570	1904622	8/21/2018	270	925.00	
1482522	1904568	8/21/2018	270	810.00	
1482519	1904565	8/21/2018	270	745.00	
1482568	1904619	8/21/2018	270	577.78	
1482476	1904543	8/21/2018	270	551.93	
1482496	192700809 AIRS DE	8/21/2018	270	412.29	
1482474	1904542	8/21/2018	270	210.00	
1482520	1904566	8/21/2018	270	190.00	
1482574	1904625	8/21/2018	270	150.00	
1482561	1904624	8/21/2018	270	137.00	
1482518	1904564	8/21/2018	270	110.00	
1482567	1904618	8/21/2018	270	102.00	
1482551	1904594	8/21/2018	270	100.00	
1482514	1904561	8/21/2018	270	53.20	
1482513	1904560	8/21/2018	270	53.20	
1482516	1904562	8/21/2018	270	33.60	
1482557	1904608	8/21/2018	270	30.52	
1482498	192700811 AIRS DE	8/21/2018	270	22.50	
1482525	1904570	8/21/2018	270	3.35	
1482464	CD ACH Bank Trans	8/21/2018	270		3,552,000.00
1482572	8007955 EFT REV C	8/21/2018	270		18,482.92
1482508	192700802	8/21/2018	270		2,967,463.33
1482596	192700804	8/21/2018	270		37,282,337.22
1482504	192700801	8/21/2018	270		7,368,771.87
1482590	193000815	8/21/2018	270		9,000,000.00
1482534	192700803	8/21/2018	270		140,000,000.00
1483003	192700807 AIRS TA	8/22/2018	270	88,820,027.05	
1483011	193000803	8/22/2018	270	19,000,000.00	
1483033	1904675	8/22/2018	270	8,446,875.53	
1483020	1904662	8/22/2018	270	2,217,889.14	
1483010	192300801	8/22/2018	270	1,000,000.00	
1483107	1904739	8/22/2018	270	854,494.12	
1483064	1904692	8/22/2018	270	677,082.77	
1483063	1904691	8/22/2018	270	540,853.29	
1483113	1904745	8/22/2018	270	245,411.96	
1483068	1904706	8/22/2018	270	188,601.00	
1483073	1904707	8/22/2018	270	179,754.00	
1483048	1904689	8/22/2018	270	117,562.89	
1483028	1904670	8/22/2018	270	84,745.20	
1483029	1904671	8/22/2018	270	58,210.77	
1483030	1904672	8/22/2018	270	54,051.20	
1483004	192700808 AIRS TA	8/22/2018	270	52,118.24	
1483074	1904708	8/22/2018	270	40,000.00	
1483031	1904673	8/22/2018	270	34,350.19	
1483111	1904743	8/22/2018	270	33,862.04	
1483061	1904690	8/22/2018	270	15,903.28	
1483021	1904663	8/22/2018	270	13,235.33	

Run Date: 1/2/2019
 Run Time: 8:52:21AM

Demand Account Activity

Start Date: 7/1/2018 End Date: 12/31/2018

Page: 72
 User: 0

Jnl. Entry	Ref #	Trx. Date	Ledger	Debit Amount	Credit Amount
1482611	1904646	8/22/2018	270	7,710.30	
1483006	192700810 AIRS D€	8/22/2018	270	7,389.39	
1483087	1904723	8/22/2018	270	7,031.42	
1483112	1904744	8/22/2018	270	6,923.86	
1483035	193980801	8/22/2018	270	5,673.33	
1483032	1904674	8/22/2018	270	5,598.00	
1483085	1904719	8/22/2018	270	5,192.50	
1483082	1904716	8/22/2018	270	4,422.00	
1483099	1904732	8/22/2018	270	4,304.53	
1483091	1904724	8/22/2018	270	3,800.00	
1483108	1904740	8/22/2018	270	3,756.96	
1483022	1904664	8/22/2018	270	3,550.00	
1483084	1904718	8/22/2018	270	3,360.00	
1483023	1904665	8/22/2018	270	3,189.85	
1483024	1904666	8/22/2018	270	3,144.89	
1483094	1904727	8/22/2018	270	3,135.00	
1483008	192700802	8/22/2018	270	3,033.20	
1483025	1904667	8/22/2018	270	2,961.55	
1483104	1904746	8/22/2018	270	2,866.68	
1483098	1904731	8/22/2018	270	2,286.69	
1483101	1904734	8/22/2018	270	2,047.10	
1482612	1904647	8/22/2018	270	1,840.00	
1482605	1904679	8/22/2018	270	1,431.36	
1483015	1904657	8/22/2018	270	1,100.00	
1483016	1904658	8/22/2018	270	1,064.00	
1483026	1904668	8/22/2018	270	963.25	
1483090	1904742	8/22/2018	270	853.93	
1483095	1904728	8/22/2018	270	737.50	
1483083	1904717	8/22/2018	270	630.00	
1483079	1904713	8/22/2018	270	582.00	
1483027	1904669	8/22/2018	270	508.00	
1483092	1904726	8/22/2018	270	445.50	
1483081	1904715	8/22/2018	270	360.00	
1483097	1904730	8/22/2018	270	327.00	
1483005	192700809 AIRS D€	8/22/2018	270	303.33	
1483080	1904714	8/22/2018	270	290.00	
1483100	1904733	8/22/2018	270	286.57	
1483096	1904729	8/22/2018	270	250.00	
1483109	1904741	8/22/2018	270	97.96	
1482604	1904749	8/22/2018	270	97.00	
1483017	1904659	8/22/2018	270	70.00	
1483018	1904660	8/22/2018	270	63.75	
1483078	1904712	8/22/2018	270	50.00	
1483076	1904710	8/22/2018	270	30.40	
1483075	1904709	8/22/2018	270	30.40	
1483077	1904711	8/22/2018	270	19.20	
1483047	1904688	8/22/2018	270	15.55	
1483019	1904661	8/22/2018	270	12.00	
1482614	CD ACH Bank Trans	8/22/2018	270		8,284,000.00
1483056	DFA EFT REV 8/22/	8/22/2018	270		7,061.61
1483007	192700801	8/22/2018	270		3,883,339.64
1483009	192700803	8/22/2018	270		2,217,889.14
1483051	192700804	8/22/2018	270		20,514,273.00
1483117	192700806	8/22/2018	270		4,994,815.31
1483062	192700805	8/22/2018	270		5,673.33
1483114	192700808	8/22/2018	270		4,000,000.00

Run Date: 1/2/2019
 Run Time: 8:52:21AM

Demand Account Activity

Start Date: 7/1/2018 End Date: 12/31/2018

Page: 73
 User: 0

Jnl. Entry	Ref #	Trx. Date	Ledger	Debit Amount	Credit Amount
1483059	192700805	8/22/2018	270		79,000,000.00
1483474	1904841	8/23/2018	270	68,487,445.38	
1483429	194700801	8/23/2018	270	29,000,000.00	
1483410	192700807 AIRS TA	8/23/2018	270	26,553,486.07	
1483416	193000804	8/23/2018	270	16,000,000.00	
1483401	1904786	8/23/2018	270	15,881,020.50	
1483391	1904784	8/23/2018	270	5,641,692.00	
1483387	1904779	8/23/2018	270	1,020,615.00	
1483519	1904881	8/23/2018	270	393,784.58	
1483388	1904780	8/23/2018	270	128,754.69	
1483523	1904884	8/23/2018	270	127,331.51	
1483390	1904781	8/23/2018	270	94,277.20	
1483411	192700808 AIRS TA	8/23/2018	270	88,365.86	
1483521	1904883	8/23/2018	270	72,680.08	
1483399	1904785	8/23/2018	270	68,217.50	
1483377	1904775	8/23/2018	270	47,794.94	
1483406	1904792	8/23/2018	270	47,731.60	
1483124	1904754	8/23/2018	270	40,593.80	
1483516	1904878	8/23/2018	270	40,282.20	
1483379	1904776	8/23/2018	270	39,025.98	
1483520	1904882	8/23/2018	270	37,872.28	
1483370	1904760	8/23/2018	270	32,174.04	
1483392	1904782	8/23/2018	270	28,574.28	
1483467	1904834	8/23/2018	270	21,432.33	
1483485	1904852	8/23/2018	270	20,473.96	
1483381	1904766	8/23/2018	270	18,143.91	
1483518	1904880	8/23/2018	270	17,205.63	
1483537	1904896	8/23/2018	270	14,188.59	
1483451	1904822	8/23/2018	270	12,558.00	
1483383	1904777	8/23/2018	270	12,183.87	
1483488	1904872	8/23/2018	270	11,864.95	
1483385	1904778	8/23/2018	270	11,714.74	
1483487	1904863	8/23/2018	270	11,250.00	
1483453	1904824	8/23/2018	270	9,730.00	
1483393	1904783	8/23/2018	270	8,139.83	
1483418	1904793	8/23/2018	270	7,325.00	
1483466	1904833	8/23/2018	270	6,927.79	
1483524	1904885	8/23/2018	270	6,795.60	
1483483	1904850	8/23/2018	270	6,647.50	
1483486	1904853	8/23/2018	270	6,105.30	
1483373	1904773	8/23/2018	270	4,009.00	
1483525	1904886	8/23/2018	270	3,852.43	
1483375	1904774	8/23/2018	270	3,468.79	
1483129	1904771	8/23/2018	270	2,902.75	
1483472	1904839	8/23/2018	270	2,430.00	
1483510	1904874	8/23/2018	270	2,035.00	
1483473	1904840	8/23/2018	270	1,938.51	
1483452	1904823	8/23/2018	270	1,820.00	
1483371	1904772	8/23/2018	270	1,553.86	
1483448	1904819	8/23/2018	270	1,494.00	
1483515	1904877	8/23/2018	270	1,475.14	
1483412	192700809 AIRS DE	8/23/2018	270	1,206.17	
1483386	1904769	8/23/2018	270	1,201.50	
1483532	1904895	8/23/2018	270	1,137.81	
1483419	1904794	8/23/2018	270	1,120.00	
1483372	1904761	8/23/2018	270	1,090.00	

Run Date: 1/2/2019
 Run Time: 8:52:21AM

Demand Account Activity

Page: 74
 User: 0

Start Date: 7/1/2018 End Date: 12/31/2018

Jnl. Entry	Ref #	Trx. Date	Ledger	Debit Amount	Credit Amount
1483450	1904821	8/23/2018	270	1,040.00	
1483449	1904820	8/23/2018	270	980.00	
1483436	1904807	8/23/2018	270	870.00	
1483508	1904873	8/23/2018	270	815.00	
1483434	1904805	8/23/2018	270	760.00	
1483484	1904851	8/23/2018	270	723.53	
1483433	1904804	8/23/2018	270	685.68	
1483389	1904770	8/23/2018	270	537.00	
1483517	1904879	8/23/2018	270	525.00	
1483471	1904838	8/23/2018	270	371.40	
1483438	1904809	8/23/2018	270	330.11	
1483469	1904836	8/23/2018	270	245.00	
1483432	1904803	8/23/2018	270	242.09	
1483439	1904810	8/23/2018	270	237.75	
1483447	1904818	8/23/2018	270	160.00	
1483514	1904876	8/23/2018	270	150.00	
1483125	1904755	8/23/2018	270	150.00	
1483374	1904762	8/23/2018	270	150.00	
1483382	1904767	8/23/2018	270	120.00	
1483384	1904768	8/23/2018	270	77.53	
1483445	1904816	8/23/2018	270	68.40	
1483440	1904815	8/23/2018	270	68.40	
1483378	1904764	8/23/2018	270	45.00	
1483446	1904817	8/23/2018	270	43.20	
1483513	1904875	8/23/2018	270	42.00	
1483468	1904835	8/23/2018	270	12.75	
1483376	1904763	8/23/2018	270	10.00	
1483380	1904765	8/23/2018	270	4.00	
1483470	1904837	8/23/2018	270	3.50	
1483437	1904808	8/23/2018	270	1.30	
1483435	1904806	8/23/2018	270	0.42	
1483444	DFA EFT REV 8/23/	8/23/2018	270		44,658.27
1483424	192700802	8/23/2018	270		2,553,856.00
1483414	192700801	8/23/2018	270		8,292,645.83
1483509	192700804	8/23/2018	270		146,073,392.38
1483512	192700806	8/23/2018	270		7,000,000.00
1483848	194700801	8/24/2018	270	158,000,000.00	
1483845	193000805	8/24/2018	270	24,000,000.00	
1483841	192600801	8/24/2018	270	8,000,000.00	
1483832	192700807 AIRS TA	8/24/2018	270	7,655,310.36	
1483940	1905001	8/24/2018	270	2,588,194.89	
1483952	193000807	8/24/2018	270	1,000,000.00	
1483971	1905033	8/24/2018	270	363,520.20	
1483939	1905000	8/24/2018	270	257,141.00	
1483951	1905011	8/24/2018	270	194,715.74	
1483963	1905031	8/24/2018	270	193,225.23	
1483854	1904925	8/24/2018	270	114,153.81	
1483927	1905008	8/24/2018	270	111,535.79	
1483545	1904903	8/24/2018	270	96,786.00	
1483859	1905003	8/24/2018	270	91,821.54	
1483890	1904952	8/24/2018	270	77,022.46	
1483891	1904953	8/24/2018	270	51,507.06	
1483970	1905032	8/24/2018	270	41,714.83	
1483942	1905013	8/24/2018	270	40,267.67	
1483892	1904954	8/24/2018	270	34,182.86	
1483957	1905026	8/24/2018	270	32,689.87	

Run Date: 1/2/2019
Run Time: 8:52:21AM

Demand Account Activity

Start Date: 7/1/2018 End Date: 12/31/2018

Page: 75
User: 0

Jnl. Entry	Ref #	Trx. Date	Ledger	Debit Amount	Credit Amount
1483930	1905010	8/24/2018	270	27,172.41	
1483893	1904955	8/24/2018	270	25,923.34	
1483929	1905009	8/24/2018	270	23,745.34	
1483861	1904927	8/24/2018	270	23,318.36	
1483876	1904942	8/24/2018	270	16,578.57	
1483835	192700810 AIRS DE	8/24/2018	270	16,568.47	
1483833	192700808 AIRS TA	8/24/2018	270	15,014.32	
1483954	1905021	8/24/2018	270	9,181.00	
1483843	1905024	8/24/2018	270	7,998.57	
1483935	1905012	8/24/2018	270	7,526.17	
1483867	1904933	8/24/2018	270	5,435.00	
1483839	192700802	8/24/2018	270	5,000.06	
1483542	1904900	8/24/2018	270	4,186.08	
1483842	192700803	8/24/2018	270	3,784.10	
1483869	1904935	8/24/2018	270	3,710.00	
1483885	1904949	8/24/2018	270	3,316.03	
1483938	1904999	8/24/2018	270	3,050.00	
1483834	192700809 AIRS DE	8/24/2018	270	2,917.83	
1483886	1904950	8/24/2018	270	2,849.85	
1483887	1904951	8/24/2018	270	2,847.66	
1483972	1905034	8/24/2018	270	2,296.00	
1483926	1905007	8/24/2018	270	2,180.12	
1483941	1905002	8/24/2018	270	2,147.91	
1483871	1904937	8/24/2018	270	1,764.75	
1483934	1904997	8/24/2018	270	1,049.00	
1483936	1904998	8/24/2018	270	1,027.50	
1483865	1904931	8/24/2018	270	1,000.00	
1483866	1904932	8/24/2018	270	970.00	
1483882	1904947	8/24/2018	270	911.00	
1483872	1904938	8/24/2018	270	890.00	
1483544	1904902	8/24/2018	270	780.00	
1483903	1905020	8/24/2018	270	718.90	
1483955	1905022	8/24/2018	270	655.50	
1483884	1904948	8/24/2018	270	604.00	
1483879	1904945	8/24/2018	270	463.00	
1483947	1905005	8/24/2018	270	444.62	
1483956	1905023	8/24/2018	270	406.12	
1483949	1905006	8/24/2018	270	339.94	
1483868	1904934	8/24/2018	270	300.00	
1483881	1904946	8/24/2018	270	220.00	
1483870	1904936	8/24/2018	270	190.00	
1483863	1904929	8/24/2018	270	174.60	
1483945	1905004	8/24/2018	270	156.87	
1483933	1904996	8/24/2018	270	150.00	
1483864	1904930	8/24/2018	270	131.75	
1483877	1904943	8/24/2018	270	126.00	
1483836	192700811 AIRS DE	8/24/2018	270	75.00	
1483948	1905018	8/24/2018	270	63.79	
1483862	1904928	8/24/2018	270	50.00	
1483873	1904939	8/24/2018	270	45.60	
1483874	1904940	8/24/2018	270	45.60	
1483875	1904941	8/24/2018	270	28.80	
1483878	1904944	8/24/2018	270	24.00	
1483543	1904901	8/24/2018	270	20.00	
1483860	1904926	8/24/2018	270	9.70	
1483932	1904995	8/24/2018	270	0.59	

Run Date: 1/2/2019
 Run Time: 8:52:21AM

Demand Account Activity

Start Date: 7/1/2018 End Date: 12/31/2018

Page: 76
 User: 0

Jnl. Entry	Ref #	Trx. Date	Ledger	Debit Amount	Credit Amount
1483849	DFA EFT REV 8/24/	8/24/2018	270		109,517.79
1483847	192700805	8/24/2018	270		3,894,072.00
1483546	CD ACH Bank Trans	8/24/2018	270		59,604,000.00
1483837	192700801	8/24/2018	270		6,188,536.39
1483846	192700804	8/24/2018	270		3,784.10
1483966	192700807	8/24/2018	270		132,745,453.91
1484249	192700803EFT AIRS	8/27/2018	270	26,898,503.69	
1484248	182700807	8/27/2018	270	9,000,000.00	
1484323	192700815	8/27/2018	270	6,629,772.05	
1484242	CD ACH Bank Trans	8/27/2018	270	6,001,383.00	
1484316	192700812	8/27/2018	270	2,025,000.00	
1484239	1905051	8/27/2018	270	1,148,840.59	
1484386	192700825	8/27/2018	270	1,000,000.00	
1484344	1905110	8/27/2018	270	612,746.33	
1484407	1905166	8/27/2018	270	360,414.46	
1484340	1905106	8/27/2018	270	279,720.76	
1484318	192700813	8/27/2018	270	235,114.23	
1484273	1905063	8/27/2018	270	191,460.42	
1484281	1905055	8/27/2018	270	169,976.64	
1484252	192700806IRPCCAI	8/27/2018	270	112,620.42	
1484268	1905058	8/27/2018	270	89,322.93	
1484265	1905057	8/27/2018	270	47,998.93	
1484378	1905141	8/27/2018	270	42,528.30	
1484379	1905147	8/27/2018	270	42,527.09	
1484391	1905155	8/27/2018	270	40,602.00	
1484260	1905056	8/27/2018	270	40,345.94	
1484345	1905111	8/27/2018	270	36,670.00	
1484372	1905136	8/27/2018	270	23,768.87	
1484375	1905138	8/27/2018	270	22,132.71	
1484399	1905161	8/27/2018	270	19,225.58	
1484296	192700808	8/27/2018	270	14,500.00	
1484251	192700805IFTA CC	8/27/2018	270	11,753.36	
1484389	1905153	8/27/2018	270	9,002.72	
1484369	1905133	8/27/2018	270	8,345.54	
1483978	1905039	8/27/2018	270	8,111.50	
1484380	1905142	8/27/2018	270	7,922.99	
1484381	1905148	8/27/2018	270	5,354.10	
1484394	1905158	8/27/2018	270	5,237.75	
1484371	1905135	8/27/2018	270	4,905.86	
1484276	1905064	8/27/2018	270	4,888.90	
1484350	1905157	8/27/2018	270	4,565.05	
1484335	1905103	8/27/2018	270	4,290.00	
1484250	192700804CC AIRS	8/27/2018	270	4,175.81	
1484383	1905149	8/27/2018	270	4,163.70	
1484280	1905065	8/27/2018	270	3,231.46	
1484338	1905105	8/27/2018	270	2,898.00	
1484315	1905145	8/27/2018	270	2,305.00	
1484392	1905156	8/27/2018	270	2,056.41	
1484283	1905066	8/27/2018	270	1,747.92	
1484376	1905139	8/27/2018	270	1,430.76	
1484245	192700801	8/27/2018	270	1,390.00	
1483979	1905040	8/27/2018	270	1,300.00	
1484287	1905067	8/27/2018	270	1,243.71	
1484374	1905137	8/27/2018	270	1,235.31	
1484382	1905143	8/27/2018	270	1,060.00	
1484390	1905154	8/27/2018	270	1,001.19	

Run Date: 1/2/2019
 Run Time: 8:52:21AM

Demand Account Activity

Start Date: 7/1/2018 End Date: 12/31/2018

Page: 77
 User: 0

Jnl. Entry	Ref #	Trx. Date	Ledger	Debit Amount	Credit Amount
1484266	1905052	8/27/2018	270	1,000.00	
1484259	1905068	8/27/2018	270	1,000.00	
1484333	1905101	8/27/2018	270	963.00	
1484278	1905054	8/27/2018	270	950.00	
1484272	1905069	8/27/2018	270	810.57	
1484343	1905109	8/27/2018	270	781.88	
1484334	1905102	8/27/2018	270	780.00	
1484373	1905146	8/27/2018	270	651.00	
1484269	1905062	8/27/2018	270	630.88	
1484277	1905070	8/27/2018	270	617.49	
1484328	1905096	8/27/2018	270	580.00	
1484408	1905167	8/27/2018	270	540.00	
1484370	1905134	8/27/2018	270	488.54	
1484368	1905132	8/27/2018	270	465.00	
1484253	1905061	8/27/2018	270	447.98	
1484279	1905071	8/27/2018	270	447.07	
1484274	1905060	8/27/2018	270	430.00	
1484282	1905072	8/27/2018	270	414.59	
1484271	1905059	8/27/2018	270	338.00	
1484336	1905104	8/27/2018	270	240.00	
1484377	1905140	8/27/2018	270	224.58	
1484384	1905144	8/27/2018	270	200.00	
1484285	1905073	8/27/2018	270	108.15	
1484288	1905074	8/27/2018	270	103.05	
1484270	1905053	8/27/2018	270	90.00	
1484332	1905100	8/27/2018	270	90.00	
1484330	1905098	8/27/2018	270	68.40	
1484331	1905099	8/27/2018	270	68.40	
1484329	1905097	8/27/2018	270	43.20	
1484395	1905159	8/27/2018	270	25.50	
1484342	1905108	8/27/2018	270	11.34	
1484341	1905107	8/27/2018	270	8.07	
1484246	192700802	8/27/2018	270		12,688,647.98
1484348	192700817	8/27/2018	270		17,000,000.00
1484349	192700818	8/27/2018	270		2,025,000.00
1484241	CD ACH Bank Trans	8/27/2018	270		9,518,000.00
1484302	192700819	8/27/2018	270		13,596,488.57
1484304	8007967 EFT REV C	8/27/2018	270		327,838.26
1484684	192700805AIRSEFT	8/28/2018	270	41,635,537.12	
1484668	192700801	8/28/2018	270	13,000,000.00	
1484683	192700804	8/28/2018	270	2,200,000.00	
1484772	1905256	8/28/2018	270	1,337,112.59	
1484680	192700802	8/28/2018	270	1,218,759.42	
1484413	1905171	8/28/2018	270	1,205,000.00	
1484742	1905222	8/28/2018	270	1,002,436.30	
1484783	1905266	8/28/2018	270	546,463.48	
1484793	1905272	8/28/2018	270	340,182.86	
1484735	1905203	8/28/2018	270	298,673.52	
1484712	1905223	8/28/2018	270	291,102.26	
1484796	1905283	8/28/2018	270	290,059.82	
1484733	1905202	8/28/2018	270	223,162.90	
1484771	1905255	8/28/2018	270	195,000.00	
1484790	1905271	8/28/2018	270	189,812.93	
1484779	1905262	8/28/2018	270	185,119.38	
1484715	1905207	8/28/2018	270	181,998.06	
1484767	1905276	8/28/2018	270	169,476.80	

Run Date: 1/2/2019
 Run Time: 8:52:21AM

Demand Account Activity

Start Date: 7/1/2018 End Date: 12/31/2018

Page: 78
 User: 0

Jnl. Entry	Ref #	Trx. Date	Ledger	Debit Amount	Credit Amount
1484723	1905199	8/28/2018	270	155,631.00	
1484729	1905201	8/28/2018	270	151,445.01	
1484726	1905200	8/28/2018	270	148,139.00	
1484717	1905208	8/28/2018	270	123,162.23	
1484792	1905281	8/28/2018	270	87,418.78	
1484806	1905292	8/28/2018	270	56,436.02	
1484667	CD ACH Bank Trans	8/28/2018	270	50,000.00	
1484685	192700806CC AIRS	8/28/2018	270	39,585.74	
1484780	1905263	8/28/2018	270	30,413.65	
1484741	1905221	8/28/2018	270	29,812.39	
1484769	1905253	8/28/2018	270	21,346.29	
1484787	1905269	8/28/2018	270	19,584.83	
1484810	1905296	8/28/2018	270	18,690.61	
1484788	1905270	8/28/2018	270	18,217.74	
1484784	1905267	8/28/2018	270	15,217.40	
1484770	1905254	8/28/2018	270	13,998.47	
1484687	192700808IRPCC	8/28/2018	270	13,086.17	
1484809	1905295	8/28/2018	270	8,907.05	
1484786	1905278	8/28/2018	270	8,082.83	
1484781	1905264	8/28/2018	270	7,776.06	
1484808	1905294	8/28/2018	270	7,359.96	
1484711	1905205	8/28/2018	270	4,856.75	
1484782	1905265	8/28/2018	270	3,894.44	
1484807	1905293	8/28/2018	270	3,716.84	
1484804	1905290	8/28/2018	270	3,587.50	
1484775	1905259	8/28/2018	270	3,385.00	
1484732	1905216	8/28/2018	270	3,250.00	
1484709	1905204	8/28/2018	270	3,193.49	
1484736	1905218	8/28/2018	270	3,052.00	
1484785	1905268	8/28/2018	270	3,039.06	
1484731	1905225	8/28/2018	270	2,940.00	
1484800	1905286	8/28/2018	270	2,290.00	
1484727	1905224	8/28/2018	270	2,260.27	
1484776	1905277	8/28/2018	270	2,149.58	
1484686	192700807IFTA CC	8/28/2018	270	1,944.39	
1484811	1905297	8/28/2018	270	1,575.00	
1484805	1905291	8/28/2018	270	1,460.00	
1484777	1905260	8/28/2018	270	1,435.00	
1484791	1905280	8/28/2018	270	1,259.09	
1484778	1905261	8/28/2018	270	1,183.98	
1484765	1905275	8/28/2018	270	1,075.00	
1484789	1905279	8/28/2018	270	744.91	
1484412	1905170	8/28/2018	270	710.00	
1484411	1905169	8/28/2018	270	660.00	
1484714	1905206	8/28/2018	270	617.17	
1484730	1905215	8/28/2018	270	590.00	
1484728	1905214	8/28/2018	270	588.00	
1484799	1905285	8/28/2018	270	549.00	
1484721	1905198	8/28/2018	270	545.00	
1484739	1905219	8/28/2018	270	480.55	
1484724	1905212	8/28/2018	270	360.00	
1484734	1905217	8/28/2018	270	260.00	
1484774	1905258	8/28/2018	270	220.00	
1484797	1905284	8/28/2018	270	200.00	
1484773	1905257	8/28/2018	270	100.00	
1484718	1905197	8/28/2018	270	90.00	

Run Date: 1/2/2019
 Run Time: 8:52:21AM

Demand Account Activity

Start Date: 7/1/2018 End Date: 12/31/2018

Page: 79
 User: 0

Jnl. Entry	Ref #	Trx. Date	Ledger	Debit Amount	Credit Amount
1484795	1905273	8/28/2018	270	76.21	
1484740	1905220	8/28/2018	270	67.81	
1484725	1905213	8/28/2018	270	60.00	
1484764	1905274	8/28/2018	270	34.02	
1484720	1905210	8/28/2018	270	30.40	
1484722	1905211	8/28/2018	270	30.40	
1484719	1905209	8/28/2018	270	19.20	
1484794	1905282	8/28/2018	270	16.30	
1484716	1905196	8/28/2018	270	4.25	
1484666	CD ACH Bank Trans	8/28/2018	270		1,852,000.00
1484702	80027973 EFT REV	8/28/2018	270		3,910.16
1484698	192700809	8/28/2018	270		34,000,000.00
1484749	192700815	8/28/2018	270		15,387,329.76
1484681	182700803	8/28/2018	270		9,122,747.39
1484672	192700826	8/28/2018	270		6,000,000.00
1485279	192700803EFT AIRS	8/29/2018	270	21,881,564.59	
1485263	192700810	8/29/2018	270	13,000,000.00	
1485125	1905304	8/29/2018	270	1,698,782.10	
1485268	192700813	8/29/2018	270	998,147.22	
1485183	1905336	8/29/2018	270	646,631.22	
1485160	1905341	8/29/2018	270	313,975.00	
1485182	1905335	8/29/2018	270	293,378.85	
1485158	1905340	8/29/2018	270	214,495.00	
1485181	1905334	8/29/2018	270	148,685.30	
1485257	1905432	8/29/2018	270	137,537.14	
1485128	1905307	8/29/2018	270	52,064.75	
1485241	1905431	8/29/2018	270	38,321.69	
1485150	1905338	8/29/2018	270	31,339.46	
1485280	192700804CC AIRS	8/29/2018	270	30,955.30	
1485282	192700806IRPCC A	8/29/2018	270	18,882.11	
1485226	1905403	8/29/2018	270	17,615.94	
1485126	1905305	8/29/2018	270	14,668.55	
1485216	1905383	8/29/2018	270	13,496.65	
1485127	1905306	8/29/2018	270	9,048.22	
1485211	1905381	8/29/2018	270	4,378.96	
1485154	1905373	8/29/2018	270	4,022.45	
1485185	1905337	8/29/2018	270	3,878.16	
1485214	1905382	8/29/2018	270	3,669.50	
1485129	1905308	8/29/2018	270	3,496.00	
1485209	1905380	8/29/2018	270	3,246.38	
1485161	1905342	8/29/2018	270	3,020.00	
1485206	1905378	8/29/2018	270	2,815.00	
1485238	1905413	8/29/2018	270	2,439.50	
1485164	1905344	8/29/2018	270	2,032.00	
1485203	1905376	8/29/2018	270	1,947.50	
1485157	1905339	8/29/2018	270	1,705.60	
1485149	1905385	8/29/2018	270	1,490.00	
1485220	1905384	8/29/2018	270	1,433.00	
1485131	1905310	8/29/2018	270	956.10	
1485205	1905390	8/29/2018	270	825.00	
1485281	192700805IFTA CC	8/29/2018	270	743.87	
1485200	1905374	8/29/2018	270	710.00	
1485201	1905389	8/29/2018	270	588.00	
1485162	1905343	8/29/2018	270	550.00	
1485130	1905309	8/29/2018	270	526.08	
1485199	1905388	8/29/2018	270	470.00	

Run Date: 1/2/2019
 Run Time: 8:52:21AM

Demand Account Activity

Start Date: 7/1/2018 End Date: 12/31/2018

Page: 80
 User: 0

Jnl. Entry	Ref #	Trx. Date	Ledger	Debit Amount	Credit Amount
1485198	1905387	8/29/2018	270	433.75	
1485168	1905347	8/29/2018	270	359.00	
1485236	1905411	8/29/2018	270	284.00	
1485197	1905386	8/29/2018	270	255.00	
1485224	1905401	8/29/2018	270	242.50	
1485223	1905400	8/29/2018	270	240.00	
1485221	1905399	8/29/2018	270	235.00	
1485219	1905398	8/29/2018	270	231.00	
1485218	1905397	8/29/2018	270	230.00	
1485166	1905346	8/29/2018	270	210.00	
1485217	1905396	8/29/2018	270	205.00	
1485207	1905379	8/29/2018	270	200.00	
1485215	1905395	8/29/2018	270	193.00	
1485213	1905394	8/29/2018	270	170.00	
1485165	1905345	8/29/2018	270	160.00	
1485132	1905311	8/29/2018	270	141.37	
1485212	1905393	8/29/2018	270	120.00	
1485210	1905392	8/29/2018	270	105.00	
1485208	1905391	8/29/2018	270	95.00	
1485139	1905317	8/29/2018	270	76.50	
1485225	1905402	8/29/2018	270	65.00	
1485239	1905414	8/29/2018	270	57.00	
1485171	1905349	8/29/2018	270	45.60	
1485172	1905350	8/29/2018	270	45.60	
1485169	1905348	8/29/2018	270	40.00	
1485204	1905377	8/29/2018	270	40.00	
1485173	1905351	8/29/2018	270	28.80	
1485202	1905375	8/29/2018	270	10.00	
1485237	1905412	8/29/2018	270	4.25	
1485155	8007975	8/29/2018	270		54,812.82
1485258	192700803	8/29/2018	270		5,564,018.06
1485255	192700801	8/29/2018	270		1,863,516.00
1485256	192700802	8/29/2018	270		1,698,782.10
1485266	192700811	8/29/2018	270		22,000,000.00
1485267	192700812	8/29/2018	270		998,147.22
1485270	192700826	8/29/2018	270		6,759,183.02
1486435	192700808	8/30/2018	270	136,000,000.00	
1486486	1905520	8/30/2018	270	52,595,897.32	
1486525	Correct Journal Entr	8/30/2018	270	6,109,606.41	
1486442	192700813	8/30/2018	270	6,000,000.00	
1486533	Back Out Journal Er	8/30/2018	270	4,000,000.00	
1486487	1905521	8/30/2018	270	1,050,522.29	
1486522	1905552	8/30/2018	270	672,869.15	
1486424	1905472	8/30/2018	270	391,317.17	
1486527	1905551	8/30/2018	270	371,861.85	
1486476	1905516	8/30/2018	270	272,369.04	
1486478	1905517	8/30/2018	270	216,250.80	
1486460	1905489	8/30/2018	270	215,635.50	
1486421	1905469	8/30/2018	270	177,472.63	
1486485	1905526	8/30/2018	270	84,979.99	
1486459	1905488	8/30/2018	270	77,547.50	
1486515	192700805CC AIRS	8/30/2018	270	67,737.66	
1486474	1905515	8/30/2018	270	63,460.51	
1486484	1905519	8/30/2018	270	54,372.38	
1486417	1905465	8/30/2018	270	52,222.05	
1486518	192700807IRPCCAI	8/30/2018	270	51,946.84	

Run Date: 1/2/2019
 Run Time: 8:52:21AM

Demand Account Activity

Start Date: 7/1/2018 End Date: 12/31/2018

Page: 81
 User: 0

Jnl. Entry	Ref #	Trx. Date	Ledger	Debit Amount	Credit Amount
1486420	1905468	8/30/2018	270	50,000.00	
1486414	1905462	8/30/2018	270	31,625.43	
1486448	1905492	8/30/2018	270	27,268.29	
1486379	192700801	8/30/2018	270	27,066.67	
1486482	1905518	8/30/2018	270	24,238.18	
1486520	1905543	8/30/2018	270	18,850.01	
1486470	1905505	8/30/2018	270	12,377.00	
1486490	1905528	8/30/2018	270	11,175.59	
1486473	1905507	8/30/2018	270	8,025.00	
1486489	1905522	8/30/2018	270	7,109.48	
1486457	1905487	8/30/2018	270	7,080.00	
1486488	1905527	8/30/2018	270	6,783.05	
1486463	1905544	8/30/2018	270	6,637.56	
1486517	192700806IFTA CC	8/30/2018	270	5,948.96	
1486510	1905542	8/30/2018	270	4,564.90	
1486446	1905491	8/30/2018	270	3,770.12	
1486416	1905464	8/30/2018	270	3,678.00	
1486418	1905466	8/30/2018	270	3,232.12	
1486419	1905467	8/30/2018	270	3,199.11	
1486495	1905531	8/30/2018	270	2,340.00	
1486492	1905529	8/30/2018	270	2,259.50	
1486415	1905463	8/30/2018	270	2,100.00	
1486502	1905508	8/30/2018	270	2,090.00	
1486453	1905495	8/30/2018	270	1,980.00	
1486471	1905506	8/30/2018	270	1,470.00	
1905532	1905532	8/30/2018	270	1,205.00	
1486454	1905486	8/30/2018	270	1,200.00	
1486390	1905435	8/30/2018	270	1,150.00	
1486398	1905441	8/30/2018	270	1,040.00	
1486469	1905504	8/30/2018	270	1,010.00	
1486451	1905494	8/30/2018	270	1,000.00	
1486491	1905523	8/30/2018	270	803.60	
1486455	1905496	8/30/2018	270	720.00	
1486393	1905438	8/30/2018	270	680.00	
1486466	1905503	8/30/2018	270	614.00	
1486402	1905490	8/30/2018	270	582.25	
1486392	1905437	8/30/2018	270	550.00	
1486423	1905471	8/30/2018	270	525.00	
1486422	1905470	8/30/2018	270	420.00	
1486396	1905440	8/30/2018	270	400.00	
1486461	1905498	8/30/2018	270	320.00	
1486413	1905461	8/30/2018	270	313.00	
1486400	1905442	8/30/2018	270	300.00	
1486391	1905436	8/30/2018	270	250.00	
1486395	1905439	8/30/2018	270	250.00	
1486450	1905493	8/30/2018	270	225.00	
1486439	192700812	8/30/2018	270	173.00	
1486496	1905533	8/30/2018	270	139.00	
1486456	1905497	8/30/2018	270	125.00	
1486458	1905502	8/30/2018	270	120.00	
1486494	1905530	8/30/2018	270	100.00	
1486449	1905500	8/30/2018	270	91.20	
1486452	1905501	8/30/2018	270	91.20	
1486462	1905499	8/30/2018	270	57.60	
1486428	192700826	8/30/2018	270		4,000,000.00
1486438	192700811	8/30/2018	270		5,868,926.49

Run Date: 1/2/2019
 Run Time: 8:52:21AM

Demand Account Activity

Start Date: 7/1/2018 End Date: 12/31/2018

Page: 82
 User: 0

Jnl. Entry	Ref #	Trx. Date	Ledger	Debit Amount	Credit Amount
1486534	Correct Journal Entr	8/30/2018	270		3,000,000.00
1486519	192700820	8/30/2018	270		180,465,557.67
1486437	192700810	8/30/2018	270		15,971,800.00
1486875	192700808	8/31/2018	270	176,000,000.00	
1486968	Correct Journal Entr	8/31/2018	270	34,000,000.00	
1486892	192700818	8/31/2018	270	30,000,000.00	
1486822	192700802	8/31/2018	270	21,000,000.00	
1486835	192700804EFT AIRS	8/31/2018	270	2,888,002.55	
1486970	1905675	8/31/2018	270	2,566,255.06	
1486953	1905681	8/31/2018	270	1,721,997.12	
1486966	1905674	8/31/2018	270	1,439,534.65	
1486977	1905682	8/31/2018	270	1,103,760.27	
1486823	192700803	8/31/2018	270	1,000,000.00	
1486538	CD ACH Bank Trans	8/31/2018	270	270,000.00	
1486851	1905589	8/31/2018	270	220,675.94	
1486961	1905683	8/31/2018	270	150,835.35	
1486926	1905657	8/31/2018	270	105,586.87	
1486844	1905584	8/31/2018	270	91,497.60	
1486975	1905676	8/31/2018	270	75,915.22	
1486929	1905653	8/31/2018	270	71,506.86	
1486932	1905654	8/31/2018	270	64,994.30	
1486963	1905694	8/31/2018	270	57,687.83	
1486914	1905655	8/31/2018	270	53,432.65	
1486950	1905679	8/31/2018	270	28,834.63	
1486976	1905677	8/31/2018	270	28,680.80	
1486837	192700807IRPCC A	8/31/2018	270	27,760.00	
1486858	1905595	8/31/2018	270	26,858.42	
1486922	1905656	8/31/2018	270	25,033.35	
1486978	192700814	8/31/2018	270	20,905.50	
1486845	1905588	8/31/2018	270	19,990.00	
1486812	1905571	8/31/2018	270	19,869.33	
1486969	1905686	8/31/2018	270	19,187.74	
1486952	1905680	8/31/2018	270	18,357.52	
1486928	1905658	8/31/2018	270	17,242.98	
1486967	1905685	8/31/2018	270	16,990.00	
1486850	1905587	8/31/2018	270	12,610.78	
1486971	1905695	8/31/2018	270	8,510.00	
1486937	1905661	8/31/2018	270	8,274.50	
1486849	1905586	8/31/2018	270	5,066.59	
1486888	1905614	8/31/2018	270	4,460.00	
1486890	1905616	8/31/2018	270	4,168.00	
1486921	1905651	8/31/2018	270	3,939.56	
1486924	1905652	8/31/2018	270	3,119.00	
1486877	1905606	8/31/2018	270	2,961.86	
1486908	1905648	8/31/2018	270	2,902.85	
1486916	1905649	8/31/2018	270	2,370.45	
1486894	1905617	8/31/2018	270	2,195.00	
1486886	1905612	8/31/2018	270	1,814.00	
1486919	1905650	8/31/2018	270	1,756.85	
1486949	1905678	8/31/2018	270	1,666.04	
1486965	1905684	8/31/2018	270	1,610.82	
1486817	1905576	8/31/2018	270	1,410.01	
1486936	1905646	8/31/2018	270	1,285.03	
1486853	1905590	8/31/2018	270	1,200.00	
1486895	1905618	8/31/2018	270	1,107.50	
1486816	1905575	8/31/2018	270	1,080.00	

Run Date: 1/2/2019
 Run Time: 8:52:21AM

Demand Account Activity

Start Date: 7/1/2018 End Date: 12/31/2018

Page: 83
 User: 0

Jnl. Entry	Ref #	Trx. Date	Ledger	Debit Amount	Credit Amount
1486964	1905673	8/31/2018	270	1,070.82	
1486805	1905565	8/31/2018	270	1,030.00	
1486855	1905592	8/31/2018	270	950.00	
1486938	1905647	8/31/2018	270	915.00	
1486814	1905573	8/31/2018	270	890.00	
1486887	1905613	8/31/2018	270	790.00	
1486883	1905610	8/31/2018	270	760.00	
1486934	1905660	8/31/2018	270	702.22	
1486854	1905591	8/31/2018	270	675.00	
1486810	1905569	8/31/2018	270	600.00	
1486918	1905640	8/31/2018	270	551.00	
1486896	1905619	8/31/2018	270	524.00	
1486920	1905641	8/31/2018	270	494.00	
1486813	1905572	8/31/2018	270	425.00	
1486889	1905615	8/31/2018	270	340.00	
1486808	1905567	8/31/2018	270	310.49	
1486836	192700806IFTACCA	8/31/2018	270	305.26	
1486923	1905642	8/31/2018	270	297.00	
1486539	192700801	8/31/2018	270	296.54	
1486925	1905643	8/31/2018	270	262.00	
1486927	1905644	8/31/2018	270	249.05	
1486933	1905645	8/31/2018	270	238.00	
1486930	1905659	8/31/2018	270	213.28	
1486909	1905633	8/31/2018	270	185.00	
1486848	1905585	8/31/2018	270	184.92	
1486910	1905634	8/31/2018	270	170.00	
1486884	1905611	8/31/2018	270	145.00	
1486911	1905635	8/31/2018	270	135.00	
1486806	1905636	8/31/2018	270	125.00	
1486811	1905570	8/31/2018	270	100.00	
1486807	1905566	8/31/2018	270	88.41	
1486913	1905637	8/31/2018	270	80.00	
1486915	1905638	8/31/2018	270	49.00	
1486880	1905608	8/31/2018	270	45.60	
1486882	1905609	8/31/2018	270	45.60	
1486856	1905593	8/31/2018	270	42.50	
1486917	1905639	8/31/2018	270	41.00	
1486803	1905564	8/31/2018	270	40.50	
1486815	1905574	8/31/2018	270	40.00	
1486857	1905594	8/31/2018	270	30.00	
1486879	1905607	8/31/2018	270	28.80	
1486809	1905568	8/31/2018	270	18.31	
1486866	8007979 EFT REV C	8/31/2018	270		52,190.74
1486537	CD ACH Bank Trans	8/31/2018	270		4,690,000.00
1486956	Back Out Journal Er	8/31/2018	270		30,000,000.00
1486881	192700811	8/31/2018	270		166,486,637.52
1486973	Back Out Journal Er	8/31/2018	270		21,000,000.00
1486876	192700809	8/31/2018	270		46,620,739.72
1486838	192700805	8/31/2018	270		4,495,412.73
1486893	192700813	8/31/2018	270		20,905.50
1487272	194700901	9/4/2018	270	13,000,000.00	
1487261	192700904	9/4/2018	270	12,000,000.00	
1487251	1905739	9/4/2018	270	4,218,247.87	
1487227	1905727	9/4/2018	270	176,421.84	
1487223	1905713	9/4/2018	270	149,780.01	
1487247	1905726	9/4/2018	270	91,075.54	

Run Date: 1/2/2019
 Run Time: 8:52:21AM

Demand Account Activity

Start Date: 7/1/2018 End Date: 12/31/2018

Page: 84
 User: 0

Jnl. Entry	Ref #	Trx. Date	Ledger	Debit Amount	Credit Amount
1487271	1905746	9/4/2018	270	67,819.30	
1487242	1905729	9/4/2018	270	58,238.04	
1487226	1905717	9/4/2018	270	22,372.08	
1487263	192700906	9/4/2018	270	19,829.83	
1487276	1905748	9/4/2018	270	12,670.06	
1487319	1905780	9/4/2018	270	12,654.13	
1487273	192700907	9/4/2018	270	11,819.17	
1487259	192700902	9/4/2018	270	5,091.23	
1487243	1905730	9/4/2018	270	5,031.75	
1487007	1905701	9/4/2018	270	3,957.32	
1487244	1905725	9/4/2018	270	3,786.15	
1487317	1905779	9/4/2018	270	3,042.37	
1487225	1905715	9/4/2018	270	2,450.00	
1487274	1905747	9/4/2018	270	1,512.37	
1487282	1905752	9/4/2018	270	1,002.50	
1487245	1905731	9/4/2018	270	905.22	
1487281	1905751	9/4/2018	270	722.00	
1487300	1905772	9/4/2018	270	560.00	
1487301	1905773	9/4/2018	270	472.00	
1487277	1905749	9/4/2018	270	432.15	
1487008	1905702	9/4/2018	270	422.68	
1487229	1905718	9/4/2018	270	379.06	
1487230	1905719	9/4/2018	270	274.88	
1487224	1905714	9/4/2018	270	250.00	
1487290	1905762	9/4/2018	270	170.00	
1487222	1905712	9/4/2018	270	140.65	
1487284	1905753	9/4/2018	270	100.00	
1487006	1905700	9/4/2018	270	57.88	
1487009	1905703	9/4/2018	270	43.60	
1487231	1905720	9/4/2018	270	40.00	
1487291	1905763	9/4/2018	270	21.25	
1487239	1905728	9/4/2018	270	1.30	
1487279	1905750	9/4/2018	270	0.46	
1487258	192700901	9/4/2018	270		5,106,775.30
1487260	192700903	9/4/2018	270		9,083,375.62
1487262	192700905	9/4/2018	270		19,829.93
1487091	CD ACH Bank Trans	9/4/2018	270		1,555,000.00
1487318	193000906	9/4/2018	270		14,000,000.00
1487568	193000903	9/5/2018	270	10,000,000.00	
1487581	192700907 AIRS TA	9/5/2018	270	8,219,496.29	
1487320	CD ACH Bank Trans	9/5/2018	270	1,000,000.00	
1487701	1905845	9/5/2018	270	944,682.59	
1487598	1905796	9/5/2018	270	591,663.73	
1487649	1905815	9/5/2018	270	382,747.96	
1487647	1905844	9/5/2018	270	314,559.97	
1487645	1905842	9/5/2018	270	310,718.43	
1487597	1905795	9/5/2018	270	245,436.17	
1487705	1905904	9/5/2018	270	205,904.01	
1487594	1905792	9/5/2018	270	180,746.00	
1487582	192700908 AIRS TA	9/5/2018	270	83,097.59	
1487646	1905843	9/5/2018	270	49,208.23	
1487654	1905846	9/5/2018	270	42,567.54	
1487710	1905903	9/5/2018	270	20,000.00	
1487688	1905866	9/5/2018	270	18,812.67	
1487656	1905847	9/5/2018	270	16,699.35	
1487690	1905901	9/5/2018	270	15,500.00	

Run Date: 1/2/2019
 Run Time: 8:52:21AM

Demand Account Activity

Start Date: 7/1/2018 End Date: 12/31/2018

Page: 85
 User: 0

Jnl. Entry	Ref #	Trx. Date	Ledger	Debit Amount	Credit Amount
1487624	1905821	9/5/2018	270	13,600.00	
1487678	1905863	9/5/2018	270	12,483.15	
1487711	1905897	9/5/2018	270	6,178.51	
1487584	192700910 AIRS DE	9/5/2018	270	5,369.91	
1487572	192700904	9/5/2018	270	4,499.83	
1487655	1905880	9/5/2018	270	4,380.00	
1487603	192700912	9/5/2018	270	4,254.88	
1487631	1905828	9/5/2018	270	3,935.00	
1487683	1905865	9/5/2018	270	3,784.02	
1487635	1905832	9/5/2018	270	3,590.00	
1487593	1905791	9/5/2018	270	3,305.70	
1487629	1905826	9/5/2018	270	3,279.00	
1487321	1905867	9/5/2018	270	2,949.80	
1487680	1905868	9/5/2018	270	2,690.08	
1487583	192700909 AIRS DE	9/5/2018	270	2,337.06	
1487707	1905902	9/5/2018	270	2,200.09	
1487637	1905834	9/5/2018	270	2,086.00	
1487658	1905884	9/5/2018	270	2,085.00	
1487709	1905896	9/5/2018	270	2,080.75	
1487599	1905797	9/5/2018	270	1,673.50	
1487592	1905790	9/5/2018	270	1,666.96	
1487704	1905895	9/5/2018	270	1,460.00	
1487590	1905788	9/5/2018	270	1,460.00	
1487622	1905820	9/5/2018	270	1,443.84	
1487650	1905878	9/5/2018	270	1,252.50	
1487633	1905830	9/5/2018	270	1,024.00	
1487632	1905829	9/5/2018	270	730.00	
1487628	1905825	9/5/2018	270	680.00	
1487636	1905833	9/5/2018	270	640.00	
1487652	1905879	9/5/2018	270	629.00	
1487639	1905836	9/5/2018	270	526.00	
1487560	1905877	9/5/2018	270	450.00	
1487702	1905898	9/5/2018	270	449.56	
1487596	1905794	9/5/2018	270	430.00	
1487641	1905838	9/5/2018	270	370.00	
1487712	1905900	9/5/2018	270	358.00	
1487595	1905793	9/5/2018	270	350.00	
1487696	1905875	9/5/2018	270	293.00	
1487630	1905827	9/5/2018	270	270.00	
1487695	1905874	9/5/2018	270	268.00	
1487681	1905864	9/5/2018	270	250.70	
1487693	1905873	9/5/2018	270	245.00	
1487570	192700902	9/5/2018	270	213.00	
1487634	1905831	9/5/2018	270	180.00	
1487638	1905835	9/5/2018	270	180.00	
1487691	1905872	9/5/2018	270	175.00	
1487689	1905871	9/5/2018	270	155.00	
1487685	1905870	9/5/2018	270	130.00	
1487716	1905905	9/5/2018	270	130.00	
1487684	1905869	9/5/2018	270	90.00	
1487640	1905837	9/5/2018	270	80.00	
1487585	192700911 AIRS DE	9/5/2018	270	75.00	
1487708	1905899	9/5/2018	270	67.90	
1487642	1905839	9/5/2018	270	53.20	
1487643	1905840	9/5/2018	270	53.20	
1487697	1905876	9/5/2018	270	45.00	

Run Date: 1/2/2019
 Run Time: 8:52:21AM

Demand Account Activity

Start Date: 7/1/2018 End Date: 12/31/2018

Page: 86
 User: 0

Jnl. Entry	Ref #	Trx. Date	Ledger	Debit Amount	Credit Amount
1487644	1905841	9/5/2018	270	33.60	
1487625	1905822	9/5/2018	270	22.80	
1487626	1905823	9/5/2018	270	22.80	
1487717	1905906	9/5/2018	270	20.00	
1487627	1905824	9/5/2018	270	14.40	
1487591	1905789	9/5/2018	270	12.75	
1487299	CD ACH Bank Trans	9/5/2018	270		1,838,000.00
1487569	192700901	9/5/2018	270		591,663.73
1487571	192700903	9/5/2018	270		8,048,831.05
1487602	192700906	9/5/2018	270		4,254.78
1487604	192700913	9/5/2018	270		4,000,000.00
1487623	DFA EFT REV 9/5/18	9/5/2018	270		1,135.00
1487576	192700905	9/5/2018	270		7,203,320.33
1488053	1905984	9/6/2018	270	186,571,014.43	
1487976	192700907 AIRS TA	9/6/2018	270	18,661,918.15	
1487729	193000901	9/6/2018	270	9,000,000.00	
1488026	192700904	9/6/2018	270	2,352,900.00	
1487988	1905917	9/6/2018	270	2,000,000.00	
1488083	1905987	9/6/2018	270	1,037,739.37	
1487936	192300901	9/6/2018	270	1,000,000.00	
1487986	1905916	9/6/2018	270	481,136.04	
1488035	192700913	9/6/2018	270	476,991.61	
1487995	1905920	9/6/2018	270	202,121.31	
1488055	1905983	9/6/2018	270	200,149.00	
1488105	1906008	9/6/2018	270	168,039.93	
1487997	1905921	9/6/2018	270	106,230.97	
1488011	1905940	9/6/2018	270	106,084.21	
1487978	192700909 AIRS DE	9/6/2018	270	78,467.61	
1488104	1905934	9/6/2018	270	72,852.42	
1488097	1906019	9/6/2018	270	68,427.87	
1488082	1905986	9/6/2018	270	40,986.00	
1487993	1905919	9/6/2018	270	24,964.55	
1488079	1905985	9/6/2018	270	23,374.54	
1487991	1905918	9/6/2018	270	22,423.43	
1488101	1906020	9/6/2018	270	9,379.27	
1487980	1905922	9/6/2018	270	9,210.00	
1488081	1906017	9/6/2018	270	9,111.22	
1488065	1905965	9/6/2018	270	8,714.56	
1488092	1906018	9/6/2018	270	7,658.01	
1488099	1906016	9/6/2018	270	7,616.50	
1488077	1905966	9/6/2018	270	5,339.37	
1488056	1905988	9/6/2018	270	3,871.67	
1488089	1906009	9/6/2018	270	3,807.25	
1488096	1906011	9/6/2018	270	3,369.54	
1487987	1905923	9/6/2018	270	3,210.00	
1488004	1906021	9/6/2018	270	3,202.00	
1488048	1905979	9/6/2018	270	3,120.00	
1488080	1905967	9/6/2018	270	2,812.41	
1488041	1905970	9/6/2018	270	2,740.05	
1488054	1905982	9/6/2018	270	2,497.48	
1488001	1905932	9/6/2018	270	2,465.00	
1487990	1905925	9/6/2018	270	2,380.00	
1488000	1905931	9/6/2018	270	2,100.07	
1488091	1906010	9/6/2018	270	2,062.06	
1488039	1905973	9/6/2018	270	2,004.46	
1488100	1906012	9/6/2018	270	1,883.25	

Run Date: 1/2/2019
 Run Time: 8:52:21AM

Demand Account Activity

Start Date: 7/1/2018 End Date: 12/31/2018

Page: 87
 User: 0

Jnl. Entry	Ref #	Trx. Date	Ledger	Debit Amount	Credit Amount
1488037	1905972	9/6/2018	270	1,594.00	
1488095	1906015	9/6/2018	270	1,436.85	
1487992	1905926	9/6/2018	270	1,179.35	
1488032	1905971	9/6/2018	270	1,021.45	
1488005	1905935	9/6/2018	270	993.00	
1488046	1905977	9/6/2018	270	922.50	
1487977	192700908 AIRS DE	9/6/2018	270	819.20	
1488052	1905981	9/6/2018	270	810.00	
1488103	1906007	9/6/2018	270	705.00	
1488093	1906014	9/6/2018	270	627.00	
1488040	1905964	9/6/2018	270	477.99	
1488002	1905933	9/6/2018	270	430.00	
1488050	1905963	9/6/2018	270	420.00	
1488045	1905976	9/6/2018	270	411.50	
1488051	1905980	9/6/2018	270	397.00	
1487989	1905924	9/6/2018	270	355.00	
1488043	1905978	9/6/2018	270	350.00	
1488086	1906022	9/6/2018	270	260.00	
1488038	1905969	9/6/2018	270	241.00	
1487999	1905930	9/6/2018	270	230.00	
1487994	1905927	9/6/2018	270	140.00	
1488059	1905989	9/6/2018	270	129.54	
1488036	1905968	9/6/2018	270	93.91	
1488044	1905975	9/6/2018	270	90.00	
1488007	1905936	9/6/2018	270	90.00	
1488008	1905937	9/6/2018	270	76.00	
1488009	1905938	9/6/2018	270	76.00	
1488042	1905974	9/6/2018	270	75.00	
1488012	1905941	9/6/2018	270	67.90	
1488010	1905939	9/6/2018	270	48.00	
1488084	1906013	9/6/2018	270	8.50	
1487925	192700901	9/6/2018	270	2.00	
1487926	192700902	9/6/2018	270		9,111,337.68
1488031	DFA EFT REV 9/6/18	9/6/2018	270		9,760.45
1488075	193000906	9/6/2018	270		11,000,000.00
1488028	192700905	9/6/2018	270		170,000,000.00
1488029	192700906	9/6/2018	270		24,896,813.00
1487982	192700902	9/6/2018	270		6,865,281.60
1487984	192700903	9/6/2018	270		2,352,900.00
1488427	192700906	9/7/2018	270	131,950,000.00	
1488428	194700901	9/7/2018	270	97,600,000.00	
1488416	193000903	9/7/2018	270	21,500,000.00	
1488448	192700907 AIRS TA	9/7/2018	270	11,792,001.05	
1488487	1906113	9/7/2018	270	9,133,701.51	
1488579	192700902	9/7/2018	270	1,000,000.00	
1488520	1906116	9/7/2018	270	903,371.67	
1488506	1906114	9/7/2018	270	275,744.44	
1488398	1906050	9/7/2018	270	242,790.00	
1488449	192700908 AIRS TA	9/7/2018	270	181,550.61	
1488397	1906049	9/7/2018	270	170,156.04	
1488509	1906115	9/7/2018	270	133,108.48	
1488481	1906112	9/7/2018	270	87,877.72	
1488408	1906060	9/7/2018	270	74,363.59	
1488399	1906051	9/7/2018	270	60,945.00	
1488563	1906153	9/7/2018	270	52,368.65	
1488543	1906121	9/7/2018	270	48,088.72	

Run Date: 1/2/2019
 Run Time: 8:52:21AM

Demand Account Activity

Start Date: 7/1/2018 End Date: 12/31/2018

Page: 88
 User: 0

Jnl. Entry	Ref #	Trx. Date	Ledger	Debit Amount	Credit Amount
1488544	1906122	9/7/2018	270	41,401.10	
1488409	1906061	9/7/2018	270	37,377.18	
1488518	1906168	9/7/2018	270	31,645.95	
1488519	1906169	9/7/2018	270	25,790.58	
1488537	1906118	9/7/2018	270	24,104.91	
1488424	192700904	9/7/2018	270	23,215.83	
1488412	1906064	9/7/2018	270	23,019.83	
1488530	1906117	9/7/2018	270	21,810.19	
1488516	1906167	9/7/2018	270	19,165.30	
1488576	1906191	9/7/2018	270	18,094.24	
1488405	1906057	9/7/2018	270	18,051.85	
1488562	1906152	9/7/2018	270	17,654.16	
1488410	1906062	9/7/2018	270	13,094.74	
1488577	1906192	9/7/2018	270	11,485.41	
1488521	1906170	9/7/2018	270	11,070.12	
1488401	1906053	9/7/2018	270	10,699.94	
1488552	1906127	9/7/2018	270	9,583.00	
1488411	1906063	9/7/2018	270	9,248.16	
1488406	1906058	9/7/2018	270	8,667.00	
1488547	1906125	9/7/2018	270	8,240.00	
1488451	192700910 AIRS DE	9/7/2018	270	7,946.51	
1488532	1906176	9/7/2018	270	6,025.00	
1488524	1906172	9/7/2018	270	5,220.00	
1488525	1906173	9/7/2018	270	5,220.00	
1488407	1906059	9/7/2018	270	5,000.00	
1488548	1906188	9/7/2018	270	4,734.68	
1488402	1906054	9/7/2018	270	3,332.92	
1488421	1906067	9/7/2018	270	2,933.34	
1488111	1906023	9/7/2018	270	2,560.00	
1488545	1906123	9/7/2018	270	2,269.75	
1488551	1906126	9/7/2018	270	1,540.00	
1488403	1906055	9/7/2018	270	1,300.00	
1488529	1906175	9/7/2018	270	1,256.00	
1488527	1906174	9/7/2018	270	1,180.00	
1488450	192700909 AIRS DE	9/7/2018	270	1,179.65	
1488118	1906030	9/7/2018	270	920.00	
1488542	1906120	9/7/2018	270	840.00	
1488553	1906128	9/7/2018	270	790.00	
1488554	1906129	9/7/2018	270	700.00	
1488550	192700902	9/7/2018	270	591.00	
1488394	1906047	9/7/2018	270	551.93	
1488404	1906056	9/7/2018	270	420.00	
1488540	1906119	9/7/2018	270	420.00	
1488117	1906029	9/7/2018	270	255.11	
1488115	1906027	9/7/2018	270	240.79	
1488396	1906048	9/7/2018	270	235.00	
1488549	1906189	9/7/2018	270	201.50	
1488546	1906124	9/7/2018	270	160.00	
1488555	1906130	9/7/2018	270	60.80	
1488556	1906131	9/7/2018	270	60.80	
1488393	1906046	9/7/2018	270	55.25	
1488116	1906028	9/7/2018	270	50.00	
1488558	1906132	9/7/2018	270	38.40	
1488522	1906171	9/7/2018	270	33.18	
1488113	1906025	9/7/2018	270	6.62	
1488400	1906052	9/7/2018	270	6.21	

Run Date: 1/2/2019
 Run Time: 8:52:21AM

Demand Account Activity

Start Date: 7/1/2018 End Date: 12/31/2018

Page: 89
 User: 0

Jnl. Entry	Ref #	Trx. Date	Ledger	Debit Amount	Credit Amount
1488112	1906024	9/7/2018	270	1.51	
1488114	1906026	9/7/2018	270	0.35	
1488109	CD ACH Bank Trans	9/7/2018	270		788,000.00
1488453	8007996 EFT REV C	9/7/2018	270		21,352.31
1488425	192700905	9/7/2018	270		12,334,878.10
1488418	192700901	9/7/2018	270		257,073,883.83
1488420	192700902	9/7/2018	270		4,833,503.98
1488423	192700903	9/7/2018	270		23,215.83
1488658	194700901	9/10/2018	270	20,000,000.00	
1488663	193000903	9/10/2018	270	10,000,000.00	
1488644	192700807 AIRS TA	9/10/2018	270	9,336,287.02	
1488923	1906282	9/10/2018	270	4,519,856.83	
1488655	194720901	9/10/2018	270	1,362,897.63	
1488986	1906338	9/10/2018	270	800,000.00	
1488930	1906288	9/10/2018	270	654,485.24	
1488929	1906287	9/10/2018	270	481,120.00	
1488629	1906247	9/10/2018	270	212,844.00	
1488990	1906342	9/10/2018	270	204,260.20	
1488987	1906339	9/10/2018	270	200,000.00	
1488623	1906236	9/10/2018	270	157,882.32	
1488654	1906251	9/10/2018	270	151,659.00	
1488646	192700809 AIRS DE	9/10/2018	270	91,035.14	
1488659	1906254	9/10/2018	270	85,242.39	
1488925	1906283	9/10/2018	270	83,381.12	
1488587	1906204	9/10/2018	270	42,373.13	
1488937	1906295	9/10/2018	270	40,143.23	
1488936	1906294	9/10/2018	270	39,665.84	
1488593	1906208	9/10/2018	270	39,088.39	
1488926	1906284	9/10/2018	270	39,003.59	
1489000	1906351	9/10/2018	270	38,792.20	
1488619	1906232	9/10/2018	270	36,849.39	
1488620	1906233	9/10/2018	270	32,060.53	
1488922	1906281	9/10/2018	270	29,577.48	
1488621	1906234	9/10/2018	270	27,923.39	
1488595	1906210	9/10/2018	270	27,747.11	
1488622	1906235	9/10/2018	270	25,916.35	
1488650	1906248	9/10/2018	270	14,488.34	
1488927	1906285	9/10/2018	270	13,540.00	
1488653	1906250	9/10/2018	270	13,133.03	
1488645	192700808 AIRS TA	9/10/2018	270	12,005.92	
1488919	1906278	9/10/2018	270	11,728.34	
1488626	1906239	9/10/2018	270	10,013.00	
1488651	1906249	9/10/2018	270	8,202.52	
1488979	1906332	9/10/2018	270	7,823.59	
1489001	1906352	9/10/2018	270	7,615.00	
1488980	1906333	9/10/2018	270	7,500.00	
1488594	1906209	9/10/2018	270	6,761.13	
1488938	1906296	9/10/2018	270	5,147.59	
1488920	1906279	9/10/2018	270	4,832.28	
1488975	1906329	9/10/2018	270	4,734.55	
1488590	1906205	9/10/2018	270	4,291.12	
1488661	193980902	9/10/2018	270	4,128.06	
1488657	1906253	9/10/2018	270	3,998.62	
1488985	1906337	9/10/2018	270	3,946.25	
1488957	1906318	9/10/2018	270	3,894.55	
1488966	1906321	9/10/2018	270	3,855.00	

Run Date: 1/2/2019
 Run Time: 8:52:21AM

Demand Account Activity

Start Date: 7/1/2018 End Date: 12/31/2018

Page: 90
 User: 0

Jnl. Entry	Ref #	Trx. Date	Ledger	Debit Amount	Credit Amount
1488625	1906238	9/10/2018	270	3,695.69	
1488591	1906206	9/10/2018	270	3,431.89	
1488976	1906330	9/10/2018	270	3,380.00	
1488617	1906230	9/10/2018	270	3,377.08	
1488618	1906231	9/10/2018	270	3,149.53	
1488962	1906319	9/10/2018	270	2,340.00	
1488935	1906293	9/10/2018	270	2,202.25	
1488983	1906336	9/10/2018	270	2,173.10	
1488928	1906286	9/10/2018	270	2,135.00	
1488592	1906207	9/10/2018	270	2,081.22	
1488602	1906217	9/10/2018	270	1,960.00	
1488597	1906212	9/10/2018	270	1,844.55	
1488596	1906211	9/10/2018	270	1,693.00	
1488931	1906292	9/10/2018	270	1,690.00	
1488969	1906323	9/10/2018	270	1,465.00	
1488999	1906350	9/10/2018	270	940.00	
1488656	1906252	9/10/2018	270	840.00	
1488989	1906341	9/10/2018	270	823.22	
1488967	1906322	9/10/2018	270	720.00	
1488981	1906334	9/10/2018	270	679.02	
1488613	1906226	9/10/2018	270	673.00	
1488614	1906227	9/10/2018	270	633.00	
1488615	1906228	9/10/2018	270	621.00	
1488616	1906229	9/10/2018	270	589.00	
1488601	1906216	9/10/2018	270	542.50	
1488603	1906218	9/10/2018	270	530.00	
1488933	1906290	9/10/2018	270	430.00	
1488988	1906340	9/10/2018	270	396.97	
1488604	1906219	9/10/2018	270	395.75	
1488605	1906220	9/10/2018	270	377.00	
1488971	1906325	9/10/2018	270	370.00	
1489002	1906353	9/10/2018	270	344.35	
1488606	1906221	9/10/2018	270	300.00	
1488599	1906214	9/10/2018	270	270.00	
1488978	1906331	9/10/2018	270	229.50	
1488600	1906215	9/10/2018	270	200.00	
1488964	1906320	9/10/2018	270	200.00	
1488624	1906237	9/10/2018	270	195.90	
1488608	1906222	9/10/2018	270	160.00	
1488609	1906223	9/10/2018	270	110.00	
1488934	1906291	9/10/2018	270	100.00	
1488598	1906213	9/10/2018	270	75.00	
1488982	1906335	9/10/2018	270	60.00	
1488611	1906224	9/10/2018	270	60.00	
1488932	1906289	9/10/2018	270	55.00	
1488970	1906324	9/10/2018	270	50.00	
1488921	1906280	9/10/2018	270	40.49	
1488612	1906225	9/10/2018	270	40.00	
1488972	1906326	9/10/2018	270	38.00	
1488973	1906327	9/10/2018	270	38.00	
1488660	1906255	9/10/2018	270	25.00	
1488974	1906328	9/10/2018	270	24.00	
1488667	192700905	9/10/2018	270		2,000,000.00
1488647	192700901	9/10/2018	270		8,686,545.03
1488648	192700901	9/10/2018	270		4,128.06
1488918	8007998 EFT REV C	9/10/2018	270		30,002.80

Run Date: 1/2/2019
 Run Time: 8:52:21AM

Demand Account Activity

Page: 91
 User: 0

Start Date: 7/1/2018 End Date: 12/31/2018

Jnl. Entry	Ref #	Trx. Date	Ledger	Debit Amount	Credit Amount
1488997	192700902	9/10/2018	270		38,267,052.47
1489027	193000903	9/11/2018	270	22,000,000.00	
1489023	192700907 AIRS TA	9/11/2018	270	21,915,672.32	
1489454	Back Out Journal Er	9/11/2018	270	15,854,000.00	
1489011	CD ACH Bank Trans	9/11/2018	270	2,500,000.00	
1489348	1906399	9/11/2018	270	1,982,991.42	
1489443	1906496	9/11/2018	270	1,189,709.97	
1489357	1906423	9/11/2018	270	971,394.80	
1489335	1906388	9/11/2018	270	859,000.00	
1489377	1906411	9/11/2018	270	540,101.88	
1489365	1906404	9/11/2018	270	295,846.00	
1489413	1906480	9/11/2018	270	288,895.80	
1489444	1906497	9/11/2018	270	227,000.00	
1489439	1906492	9/11/2018	270	188,876.95	
1489323	1906376	9/11/2018	270	140,816.10	
1489366	1906405	9/11/2018	270	140,485.00	
1489358	1906424	9/11/2018	270	127,979.44	
1489438	1906491	9/11/2018	270	117,195.77	
1489414	1906481	9/11/2018	270	87,735.64	
1489321	1906375	9/11/2018	270	73,763.86	
1489317	1906373	9/11/2018	270	53,682.88	
1489434	1906490	9/11/2018	270	41,177.54	
1489024	192700908 AIRS TA	9/11/2018	270	38,273.33	
1489375	1906410	9/11/2018	270	28,897.21	
1489420	1906485	9/11/2018	270	27,500.00	
1489445	1906498	9/11/2018	270	26,183.20	
1489329	1906382	9/11/2018	270	18,217.44	
1489330	1906383	9/11/2018	270	16,402.49	
1489326	1906379	9/11/2018	270	16,142.59	
1489442	1906495	9/11/2018	270	15,959.94	
1489416	1906483	9/11/2018	270	14,240.26	
1489331	1906384	9/11/2018	270	12,506.10	
1489419	1906484	9/11/2018	270	12,143.44	
1489333	1906386	9/11/2018	270	8,649.78	
1489325	1906378	9/11/2018	270	8,272.67	
1489026	192700910N AIRS C	9/11/2018	270	8,043.44	
1489440	1906493	9/11/2018	270	7,960.49	
1489359	1906401	9/11/2018	270	7,263.14	
1489409	1906476	9/11/2018	270	6,789.72	
1489415	1906482	9/11/2018	270	6,284.16	
1489324	1906377	9/11/2018	270	5,980.69	
1489319	1906374	9/11/2018	270	5,768.55	
1489368	1906407	9/11/2018	270	5,495.00	
1489361	1906402	9/11/2018	270	5,391.25	
1489379	1906412	9/11/2018	270	4,922.57	
1489447	1906500	9/11/2018	270	4,870.00	
1489334	1906387	9/11/2018	270	4,540.43	
1489418	1906468	9/11/2018	270	3,560.00	
1489380	1906413	9/11/2018	270	3,515.60	
1489410	1906477	9/11/2018	270	3,502.69	
1489332	1906385	9/11/2018	270	3,479.15	
1489363	1906403	9/11/2018	270	3,193.47	
1489328	1906381	9/11/2018	270	2,923.33	
1489298	193980902	9/11/2018	270	2,616.29	
1489336	1906389	9/11/2018	270	2,570.40	
1489349	1906400	9/11/2018	270	2,439.50	

Run Date: 1/2/2019
 Run Time: 8:52:21AM

Demand Account Activity

Start Date: 7/1/2018 End Date: 12/31/2018

Page: 92
 User: 0

Jnl. Entry	Ref #	Trx. Date	Ledger	Debit Amount	Credit Amount
1489408	1906466	9/11/2018	270	2,340.00	
1489448	1906501	9/11/2018	270	2,093.00	
1489322	1906380	9/11/2018	270	1,553.87	
1489389	1906420	9/11/2018	270	1,346.50	
1489411	1906478	9/11/2018	270	1,313.68	
1489313	1906369	9/11/2018	270	1,209.00	
1489369	1906408	9/11/2018	270	1,100.00	
1489426	1906472	9/11/2018	270	1,070.00	
1489412	1906479	9/11/2018	270	992.57	
1489384	1906415	9/11/2018	270	738.85	
1489421	1906469	9/11/2018	270	670.00	
1489314	1906370	9/11/2018	270	550.00	
1489422	1906470	9/11/2018	270	536.50	
1489025	192700909 AIRS D€	9/11/2018	270	481.48	
1489385	1906416	9/11/2018	270	416.08	
1489372	1906409	9/11/2018	270	371.00	
1489386	1906417	9/11/2018	270	347.75	
1489387	1906418	9/11/2018	270	240.00	
1489417	1906467	9/11/2018	270	200.00	
1489367	1906406	9/11/2018	270	150.00	
1489315	1906371	9/11/2018	270	135.00	
1489383	1906414	9/11/2018	270	135.00	
1489388	1906419	9/11/2018	270	125.00	
1489356	1906422	9/11/2018	270	80.00	
1489003	1906421	9/11/2018	270	79.00	
1489427	1906473	9/11/2018	270	68.40	
1489428	1906474	9/11/2018	270	68.40	
1489407	1906475	9/11/2018	270	43.20	
1489424	1906471	9/11/2018	270	40.00	
1489437	1906494	9/11/2018	270	34.63	
1489446	1906499	9/11/2018	270	20.00	
1489316	1906372	9/11/2018	270	4.25	
1489010	CD ACH Bank Trans	9/11/2018	270		3,682,000.00
1489293	192700901	9/11/2018	270		8,068,482.61
1489294	192700902	9/11/2018	270		34,500,000.00
1489341	DFA EFT REV 9-11-	9/11/2018	270		26,734.36
1489297	192700903	9/11/2018	270		2,616.29
1489453	192700906	9/11/2018	270		2,000,000.00
1489436	192700905	9/11/2018	270		15,854,000.00
1489432	192700904	9/11/2018	270		5,749,801.01
1489761	1906537	9/12/2018	270	15,854,000.03	
1489757	193000905	9/12/2018	270	12,000,000.00	
1489814	1906576	9/12/2018	270	2,897,275.18	
1489728	1906522	9/12/2018	270	2,781,254.04	
1489758	194700901	9/12/2018	270	1,000,000.00	
1489798	1906575	9/12/2018	270	574,500.63	
1489810	1906620	9/12/2018	270	486,266.83	
1489729	1906529	9/12/2018	270	428,698.11	
1489735	1906524	9/12/2018	270	188,053.39	
1489724	1906527	9/12/2018	270	184,514.38	
1489856	1906632	9/12/2018	270	124,917.51	
1489852	1906619	9/12/2018	270	92,728.03	
1489788	1906568	9/12/2018	270	85,392.89	
1489789	1906569	9/12/2018	270	84,328.54	
1489733	1906523	9/12/2018	270	79,152.20	
1489848	1906618	9/12/2018	270	72,798.81	

Run Date: 1/2/2019
 Run Time: 8:52:21AM

Demand Account Activity

Start Date: 7/1/2018 End Date: 12/31/2018

Page: 93
 User: 0

Jnl. Entry	Ref #	Trx. Date	Ledger	Debit Amount	Credit Amount
1489818	1906577	9/12/2018	270	63,050.49	
1489749	1906534	9/12/2018	270	62,542.36	
1489822	1906581	9/12/2018	270	60,240.00	
1489839	1906633	9/12/2018	270	37,257.56	
1489717	1906525	9/12/2018	270	29,108.15	
1489722	1906526	9/12/2018	270	18,703.51	
1489746	1906533	9/12/2018	270	14,166.42	
1489721	1906519	9/12/2018	270	9,000.00	
1489787	1906567	9/12/2018	270	7,328.54	
1489462	1906516	9/12/2018	270	6,900.00	
1489739	1906532	9/12/2018	270	6,323.67	
1489736	1906531	9/12/2018	270	6,010.78	
1489723	1906520	9/12/2018	270	5,489.43	
1489763	1906538	9/12/2018	270	5,099.77	
1489730	1906530	9/12/2018	270	5,051.20	
1489826	1906585	9/12/2018	270	4,452.50	
1489847	1906623	9/12/2018	270	4,090.00	
1489725	1906521	9/12/2018	270	3,474.55	
1489796	1906574	9/12/2018	270	3,190.00	
1489841	1906621	9/12/2018	270	2,871.00	
1489821	1906580	9/12/2018	270	1,981.90	
1489752	1906536	9/12/2018	270	1,784.40	
1489812	1906625	9/12/2018	270	1,277.00	
1489726	1906528	9/12/2018	270	956.45	
1489824	1906583	9/12/2018	270	900.00	
1489825	1906584	9/12/2018	270	813.00	
1489842	1906615	9/12/2018	270	772.21	
1489850	1906624	9/12/2018	270	740.00	
1489823	1906582	9/12/2018	270	723.00	
1489828	1906587	9/12/2018	270	712.16	
1489827	1906586	9/12/2018	270	547.12	
1489795	1906573	9/12/2018	270	535.00	
1489750	1906535	9/12/2018	270	526.08	
1489843	1906616	9/12/2018	270	524.86	
1489845	1906617	9/12/2018	270	506.68	
1489794	1906572	9/12/2018	270	472.00	
1489819	1906578	9/12/2018	270	438.55	
1489849	1906627	9/12/2018	270	350.00	
1489793	1906571	9/12/2018	270	250.00	
1489844	1906622	9/12/2018	270	230.00	
1489754	192700902	9/12/2018	270	168.00	
1489791	1906570	9/12/2018	270	98.62	
1489846	1906626	9/12/2018	270	90.00	
1489853	1906629	9/12/2018	270	53.20	
1489851	1906628	9/12/2018	270	53.20	
1489855	1906630	9/12/2018	270	33.60	
1489720	1906518	9/12/2018	270	19.62	
1489820	1906579	9/12/2018	270	10.71	
1489719	1906517	9/12/2018	270	2.50	
1489452	CD ACH Bank Trans	9/12/2018	270		993,000.00
1489755	192700903	9/12/2018	270		15,854,000.03
1489838	192700904	9/12/2018	270		13,222,604.63
1489441	192700906	9/12/2018	270		2,000,000.00
1489753	192700901	9/12/2018	270		5,423,424.30
1489984	1906710	9/13/2018	270	69,990,277.26	
1489915	192700907 AIRS TA	9/13/2018	270	45,619,924.61	

Run Date: 1/2/2019
 Run Time: 8:52:21AM

Demand Account Activity

Start Date: 7/1/2018 End Date: 12/31/2018

Page: 94
 User: 0

Jnl. Entry	Ref #	Trx. Date	Ledger	Debit Amount	Credit Amount
1489923	193000905	9/13/2018	270	18,000,000.00	
1489947	192300901	9/13/2018	270	12,000,000.00	
1489926	193980902	9/13/2018	270	6,150,000.00	
1489871	1906644	9/13/2018	270	2,163,073.84	
1489986	1906711	9/13/2018	270	1,081,154.29	
1489870	1906643	9/13/2018	270	1,006,000.00	
1490003	1906746	9/13/2018	270	671,412.29	
1489885	1906653	9/13/2018	270	384,018.12	
1490005	1906747	9/13/2018	270	377,810.71	
1489886	1906654	9/13/2018	270	338,970.61	
1489980	1906709	9/13/2018	270	232,427.78	
1489872	1906645	9/13/2018	270	179,324.74	
1489983	1906733	9/13/2018	270	122,065.00	
1489916	192700908 AIRS TA	9/13/2018	270	74,840.72	
1489961	1906708	9/13/2018	270	67,072.77	
1489879	1906650	9/13/2018	270	26,437.20	
1489993	Correct Journal Entr	9/13/2018	270	23,701.57	
1489887	1906655	9/13/2018	270	23,333.28	
1489877	1906649	9/13/2018	270	20,892.06	
1489994	1906738	9/13/2018	270	12,123.00	
1489955	1906713	9/13/2018	270	12,073.96	
1489922	1906701	9/13/2018	270	9,982.49	
1489951	1906712	9/13/2018	270	9,942.26	
1490006	1906736	9/13/2018	270	9,545.00	
1489958	1906702	9/13/2018	270	9,340.06	
1489876	1906648	9/13/2018	270	9,302.39	
1489881	1906651	9/13/2018	270	8,184.14	
1489874	1906647	9/13/2018	270	5,697.80	
1490004	1906735	9/13/2018	270	5,237.75	
1489962	1906703	9/13/2018	270	4,179.35	
1490007	1906748	9/13/2018	270	3,925.47	
1489873	1906646	9/13/2018	270	2,786.75	
1489992	1906737	9/13/2018	270	1,810.00	
1489998	1906741	9/13/2018	270	1,235.00	
1489956	1906714	9/13/2018	270	1,055.25	
1489996	1906739	9/13/2018	270	990.00	
1489997	1906740	9/13/2018	270	830.00	
1489964	1906704	9/13/2018	270	799.02	
1489982	1906700	9/13/2018	270	621.77	
1489883	1906652	9/13/2018	270	614.93	
1489970	1906706	9/13/2018	270	482.50	
1489973	1906707	9/13/2018	270	401.00	
1489995	1906734	9/13/2018	270	278.25	
1490009	1906749	9/13/2018	270	212.34	
1489917	192700909 AIRS DE	9/13/2018	270	189.62	
1489957	1906715	9/13/2018	270	168.59	
1489999	1906742	9/13/2018	270	150.00	
1490010	1906750	9/13/2018	270	120.03	
1490000	1906743	9/13/2018	270	60.80	
1490001	1906744	9/13/2018	270	60.80	
1489920	192700901	9/13/2018	270	55.00	
1489967	1906705	9/13/2018	270	50.00	
1490002	1906745	9/13/2018	270	38.40	
1489865	CD ACH Bank Trans	9/13/2018	270		589,000.00
1489901	DFA EFT REV 9/13/	9/13/2018	270		27,748.96
1489921	192700902	9/13/2018	270		5,244,815.47

Run Date: 1/2/2019
 Run Time: 8:52:21AM

Demand Account Activity

Start Date: 7/1/2018 End Date: 12/31/2018

Page: 95
 User: 0

Jnl. Entry	Ref #	Trx. Date	Ledger	Debit Amount	Credit Amount
1489946	192700903	9/13/2018	270		119,000,000.00
1489950	192700904	9/13/2018	270		25,602,429.86
1490011	192700907	9/13/2018	270		8,000,000.00
1491327	193980901	9/14/2018	270	197,959,000.00	
1491274	192700907 AIRS TA	9/14/2018	270	41,850,240.98	
1491294	192700903	9/14/2018	270	19,000,000.00	
1491291	1906783	9/14/2018	270	17,096,750.04	
1491433	1906902	9/14/2018	270	2,097,271.12	
1491414	1906891	9/14/2018	270	526,196.84	
1491417	1906894	9/14/2018	270	442,815.10	
1491416	1906893	9/14/2018	270	320,808.70	
1491287	1906779	9/14/2018	270	296,411.00	
1491419	1906896	9/14/2018	270	153,664.97	
1491418	1906895	9/14/2018	270	115,679.16	
1491428	1906901	9/14/2018	270	106,746.02	
1491301	1906792	9/14/2018	270	101,056.07	
1491407	1906884	9/14/2018	270	86,439.67	
1491384	1906885	9/14/2018	270	78,719.36	
1491406	1906883	9/14/2018	270	77,545.83	
1491402	1906879	9/14/2018	270	60,167.91	
1491310	1906801	9/14/2018	270	58,895.00	
1491400	1906877	9/14/2018	270	55,920.00	
1491311	1906802	9/14/2018	270	51,343.46	
1491275	192700908 AIRRS T	9/14/2018	270	39,324.92	
1491422	1906898	9/14/2018	270	32,802.12	
1491420	1906897	9/14/2018	270	25,000.00	
1491331	193980902	9/14/2018	270	20,577.16	
1491313	1906803	9/14/2018	270	10,039.32	
1491304	1906795	9/14/2018	270	5,203.91	
1491263	1906770	9/14/2018	270	4,906.95	
1491260	1906768	9/14/2018	270	4,492.00	
1491390	1906867	9/14/2018	270	4,340.00	
1491261	1906769	9/14/2018	270	4,135.00	
1491387	1906865	9/14/2018	270	4,041.00	
1491305	1906796	9/14/2018	270	3,927.70	
1491315	1906804	9/14/2018	270	3,773.39	
1491298	1906789	9/14/2018	270	3,296.00	
1491386	1906863	9/14/2018	270	3,284.00	
1491383	1906916	9/14/2018	270	2,798.00	
1491401	1906878	9/14/2018	270	2,599.06	
1491299	1906790	9/14/2018	270	2,530.77	
1491411	1906889	9/14/2018	270	2,485.00	
1491412	1906890	9/14/2018	270	2,480.00	
1491403	1906880	9/14/2018	270	2,196.67	
1491303	1906794	9/14/2018	270	2,121.60	
1491259	1906767	9/14/2018	270	1,870.98	
1491300	1906791	9/14/2018	270	1,618.17	
1491278	192700902	9/14/2018	270	1,191.00	
1491309	1906800	9/14/2018	270	901.56	
1491280	1906784	9/14/2018	270	827.83	
1491391	1906868	9/14/2018	270	790.00	
1491404	1906881	9/14/2018	270	698.94	
1491410	1906888	9/14/2018	270	640.00	
1491292	1906785	9/14/2018	270	570.00	
1491308	1906799	9/14/2018	270	527.29	
1491302	1906793	9/14/2018	270	524.40	

Run Date: 1/2/2019
 Run Time: 8:52:21AM

Demand Account Activity

Start Date: 7/1/2018 End Date: 12/31/2018

Page: 96
 User: 0

Jnl. Entry	Ref #	Trx. Date	Ledger	Debit Amount	Credit Amount
1491293	1906786	9/14/2018	270	412.00	
1491409	1906887	9/14/2018	270	411.00	
1491389	1906866	9/14/2018	270	330.00	
1491392	1906869	9/14/2018	270	320.00	
1491295	1906787	9/14/2018	270	318.00	
1491408	1906886	9/14/2018	270	250.00	
1491396	1906873	9/14/2018	270	230.00	
1491398	1906875	9/14/2018	270	190.00	
1491388	1906864	9/14/2018	270	170.00	
1491307	1906798	9/14/2018	270	108.00	
1491423	1906899	9/14/2018	270	81.07	
1491306	1906797	9/14/2018	270	67.20	
1491405	1906882	9/14/2018	270	64.70	
1491393	1906870	9/14/2018	270	60.80	
1491394	1906871	9/14/2018	270	60.80	
1491296	1906788	9/14/2018	270	40.00	
1491395	1906872	9/14/2018	270	38.40	
1491288	1906780	9/14/2018	270	16.00	
1491415	1906892	9/14/2018	270	15.22	
1491397	1906874	9/14/2018	270	4.25	
1491399	1906876	9/14/2018	270	4.25	
1491289	1906781	9/14/2018	270	4.00	
1491290	1906782	9/14/2018	270	4.00	
1491427	1906900	9/14/2018	270	1.00	
1491276	192700909 AIRS DE	9/14/2018	270	0.22	
1491322	192700903	9/14/2018	270		70,000,000.00
1491277	192700901	9/14/2018	270		17,096,750.04
1491323	192700905	9/14/2018	270		172,494,899.39
1491253	CD ACH Bank Trans	9/14/2018	270		12,000,000.00
1491254	8008008 EFT REV C	9/14/2018	270		2,875.26
1491436	192700906	9/14/2018	270		3,000,000.00
1491447	192700907	9/14/2018	270		6,092,361.90
1491329	192700906	9/14/2018	270		20,577.16
1491884	192700912EFT AIRS	9/17/2018	270	38,873,765.50	
1491770	192700908	9/17/2018	270	20,064,001.01	
1491761	192700903	9/17/2018	270	15,000,000.00	
1491772	192700910	9/17/2018	270	3,900,000.00	
1491760	192700902	9/17/2018	270	1,000,000.00	
1491838	1907063	9/17/2018	270	853,119.37	
1491798	CD ACH Bank Trans	9/17/2018	270	680,000.00	
1491788	1907037	9/17/2018	270	565,213.62	
1491819	1907059	9/17/2018	270	483,703.15	
1491517	1906998	9/17/2018	270	413,923.99	
1491806	1907028	9/17/2018	270	333,994.81	
1491842	1907064	9/17/2018	270	269,218.97	
1491874	1907105	9/17/2018	270	260,361.60	
1491851	1907067	9/17/2018	270	246,765.24	
1491515	1906969	9/17/2018	270	245,400.00	
1491853	1907068	9/17/2018	270	210,075.84	
1491837	1907049	9/17/2018	270	182,027.53	
1491768	192700906	9/17/2018	270	165,702.73	
1491503	1906963	9/17/2018	270	157,056.87	
1491778	1907103	9/17/2018	270	133,386.80	
1491847	1907065	9/17/2018	270	120,000.00	
1491807	1907029	9/17/2018	270	110,798.53	
1491516	1906968	9/17/2018	270	104,000.00	

Run Date: 1/2/2019
 Run Time: 8:52:21AM

Demand Account Activity

Start Date: 7/1/2018 End Date: 12/31/2018

Page: 97
 User: 0

Jnl. Entry	Ref #	Trx. Date	Ledger	Debit Amount	Credit Amount
1491506	1906964	9/17/2018	270	101,349.25	
1491509	1906965	9/17/2018	270	66,811.54	
1491512	1906966	9/17/2018	270	42,986.77	
1491816	1907035	9/17/2018	270	42,944.53	
1491833	1907071	9/17/2018	270	38,040.31	
1491888	192700915IRPCC A	9/17/2018	270	34,568.77	
1491818	1907036	9/17/2018	270	30,733.21	
1491810	1907031	9/17/2018	270	28,982.79	
1491795	1907069	9/17/2018	270	28,312.79	
1491501	1906962	9/17/2018	270	25,255.64	
1491836	1907072	9/17/2018	270	22,077.86	
1491473	1906947	9/17/2018	270	20,595.24	
1491491	1906959	9/17/2018	270	18,045.41	
1491510	1906982	9/17/2018	270	17,451.87	
1491827	1907060	9/17/2018	270	17,356.21	
1491829	1907061	9/17/2018	270	16,212.10	
1491514	1906967	9/17/2018	270	12,000.00	
1491850	1907066	9/17/2018	270	9,458.88	
1491813	1907033	9/17/2018	270	9,304.00	
1491494	1906960	9/17/2018	270	8,485.17	
1491868	1907090	9/17/2018	270	7,459.51	
1491483	1906983	9/17/2018	270	7,374.76	
1491886	192700913AIRS CC	9/17/2018	270	7,006.07	
1491808	1907030	9/17/2018	270	6,960.33	
1491487	1906974	9/17/2018	270	6,830.98	
1491490	1906975	9/17/2018	270	6,158.27	
1491889	1907100	9/17/2018	270	5,978.70	
1491485	1906973	9/17/2018	270	5,237.73	
1491891	1907104	9/17/2018	270	5,088.31	
1491498	1906961	9/17/2018	270	4,961.08	
1491867	1907089	9/17/2018	270	4,471.75	
1491866	1907088	9/17/2018	270	4,253.45	
1491492	1906976	9/17/2018	270	4,090.49	
1491775	192700916	9/17/2018	270	3,597.39	
1491476	1906950	9/17/2018	270	3,444.54	
1491497	1906977	9/17/2018	270	3,396.44	
1491830	1907046	9/17/2018	270	3,385.00	
1491462	1906971	9/17/2018	270	3,377.08	
1491480	1906972	9/17/2018	270	3,375.00	
1491706	1907000	9/17/2018	270	3,164.48	
1491839	1907073	9/17/2018	270	3,114.00	
1491511	1906990	9/17/2018	270	2,710.00	
1491704	1907003	9/17/2018	270	2,682.00	
1491835	1907048	9/17/2018	270	2,644.00	
1491848	1907053	9/17/2018	270	2,570.00	
1491499	1906978	9/17/2018	270	2,561.63	
1491518	1906970	9/17/2018	270	2,512.67	
1491502	1906979	9/17/2018	270	2,409.74	
1491484	1906956	9/17/2018	270	1,675.00	
1491890	1907102	9/17/2018	270	1,501.91	
1491872	1907101	9/17/2018	270	1,263.77	
1491505	1906980	9/17/2018	270	1,118.02	
1491831	1907070	9/17/2018	270	996.91	
1491481	1906954	9/17/2018	270	975.00	
1491489	1906958	9/17/2018	270	940.00	
1491482	1906955	9/17/2018	270	875.00	

Run Date: 1/2/2019
 Run Time: 8:52:21AM

Demand Account Activity

Start Date: 7/1/2018 End Date: 12/31/2018

Page: 98
 User: 0

Jnl. Entry	Ref #	Trx. Date	Ledger	Debit Amount	Credit Amount
1491887	192700914IFTA CC	9/17/2018	270	826.58	
1491840	1907050	9/17/2018	270	757.50	
1491486	1906957	9/17/2018	270	690.00	
1491478	1906952	9/17/2018	270	675.00	
1491828	1907045	9/17/2018	270	620.00	
1491507	1906981	9/17/2018	270	619.89	
1491824	1907042	9/17/2018	270	580.00	
1491474	1906948	9/17/2018	270	556.00	
1491826	1907044	9/17/2018	270	521.50	
1491705	1906999	9/17/2018	270	508.80	
1491500	1906987	9/17/2018	270	480.00	
1491477	1906951	9/17/2018	270	450.00	
1491479	1906953	9/17/2018	270	450.00	
1491767	192700905	9/17/2018	270	419.13	
1491508	1906989	9/17/2018	270	410.62	
1491521	1906993	9/17/2018	270	410.00	
1491811	1907032	9/17/2018	270	402.54	
1491820	1907038	9/17/2018	270	339.30	
1491702	1906996	9/17/2018	270	323.57	
1491843	1907051	9/17/2018	270	306.00	
1491495	1906986	9/17/2018	270	300.00	
1491841	1907074	9/17/2018	270	246.00	
1491703	1906997	9/17/2018	270	236.35	
1491834	1907062	9/17/2018	270	232.12	
1491832	1907047	9/17/2018	270	220.00	
1491845	1907052	9/17/2018	270	200.00	
1491493	1906985	9/17/2018	270	150.00	
1491700	1906994	9/17/2018	270	99.16	
1491475	1906949	9/17/2018	270	75.00	
1491825	1907043	9/17/2018	270	50.00	
1491822	1907040	9/17/2018	270	45.60	
1491823	1907041	9/17/2018	270	45.60	
1491504	1906988	9/17/2018	270	34.88	
1491821	1907039	9/17/2018	270	28.80	
1491488	1906984	9/17/2018	270	25.50	
1491865	1907087	9/17/2018	270	25.00	
1491815	1907034	9/17/2018	270	20.43	
1491701	1906995	9/17/2018	270	16.49	
1491844	1907075	9/17/2018	270	12.00	
1491513	1906992	9/17/2018	270	1.02	
1491757	8008015 EFT REV C	9/17/2018	270		59,332.36
1491759	192700901	9/17/2018	270		48,000,000.00
1491762	192700904	9/17/2018	270		12,601,251.38
1491786	192700917	9/17/2018	270		3,597.39
1491797	CD ACH Bank Trans	9/17/2018	270		2,908,000.00
1491875	192700920	9/17/2018	270		21,788,907.54
1492206	192700903EFT AIRS	9/18/2018	270	170,708,715.33	
1492192	192700901	9/18/2018	270	12,000,000.00	
1492265	1907182	9/18/2018	270	2,470,121.26	
1492268	1907185	9/18/2018	270	1,385,126.80	
1492331	192700926	9/18/2018	270	1,000,000.00	
1492212	1907135	9/18/2018	270	876,255.01	
1492267	1907184	9/18/2018	270	757,166.08	
1492316	1907232	9/18/2018	270	341,042.50	
1492177	1907118	9/18/2018	270	318,051.74	
1492176	1907117	9/18/2018	270	256,544.89	

Run Date: 1/2/2019
 Run Time: 8:52:21AM

Demand Account Activity

Page: 99
 User: 0

Start Date: 7/1/2018 End Date: 12/31/2018

Jnl. Entry	Ref #	Trx. Date	Ledger	Debit Amount	Credit Amount
1492284	1907197	9/18/2018	270	247,152.78	
1492175	1907116	9/18/2018	270	213,559.76	
1492174	1907115	9/18/2018	270	212,118.93	
1492315	1907233	9/18/2018	270	100,362.50	
1492329	1907244	9/18/2018	270	83,000.00	
1492182	1907123	9/18/2018	270	66,379.27	
1492321	1907241	9/18/2018	270	58,754.99	
1492233	1907152	9/18/2018	270	55,836.44	
1492181	1907122	9/18/2018	270	44,459.60	
1492207	192700904CC AIRS	9/18/2018	270	34,301.89	
1492327	1907242	9/18/2018	270	30,397.93	
1492179	1907120	9/18/2018	270	29,559.12	
1492266	1907183	9/18/2018	270	24,647.19	
1492180	1907121	9/18/2018	270	20,000.00	
1492173	1907114	9/18/2018	270	16,339.54	
1492189	1907129	9/18/2018	270	14,193.94	
1492172	1907113	9/18/2018	270	10,302.37	
1492313	1907230	9/18/2018	270	8,862.51	
1492178	1907119	9/18/2018	270	8,795.10	
1492318	1907234	9/18/2018	270	7,900.00	
1492209	192700906IRPCC A	9/18/2018	270	5,824.87	
1492190	1907130	9/18/2018	270	5,478.84	
1492188	1907128	9/18/2018	270	5,411.22	
1492308	1907225	9/18/2018	270	5,105.70	
1492183	1907124	9/18/2018	270	4,382.40	
1492239	1907158	9/18/2018	270	4,125.00	
1492187	1907127	9/18/2018	270	4,119.92	
1492283	1907196	9/18/2018	270	3,515.00	
1492185	1907126	9/18/2018	270	3,148.51	
1492310	1907227	9/18/2018	270	3,105.00	
1492309	1907226	9/18/2018	270	3,085.00	
1492184	1907125	9/18/2018	270	3,002.80	
1492208	192700905IFTA CC	9/18/2018	270	2,335.41	
1492277	1907192	9/18/2018	270	2,186.00	
1492269	1907186	9/18/2018	270	2,152.50	
1492228	1907151	9/18/2018	270	2,099.31	
1492171	1907112	9/18/2018	270	1,608.16	
1492211	1907134	9/18/2018	270	1,600.00	
1492314	1907231	9/18/2018	270	1,308.02	
1492234	1907153	9/18/2018	270	1,295.18	
1492281	1907194	9/18/2018	270	1,238.00	
1492238	1907157	9/18/2018	270	1,234.50	
1492236	1907154	9/18/2018	270	1,073.35	
1492213	1907136	9/18/2018	270	1,000.00	
1492319	1907235	9/18/2018	270	900.00	
1492323	1907237	9/18/2018	270	770.00	
1492324	1907238	9/18/2018	270	740.00	
1492282	1907195	9/18/2018	270	670.00	
1492237	1907156	9/18/2018	270	662.00	
1492328	1907243	9/18/2018	270	578.75	
1492235	1907155	9/18/2018	270	500.00	
1492325	1907239	9/18/2018	270	470.00	
1492230	192700910	9/18/2018	270	406.47	
1492263	1907180	9/18/2018	270	377.11	
1492320	1907236	9/18/2018	270	310.00	
1492275	1907190	9/18/2018	270	290.00	

Run Date: 1/2/2019
 Run Time: 8:52:21AM

Demand Account Activity

Start Date: 7/1/2018 End Date: 12/31/2018

Page: 100
 User: 0

Jnl. Entry	Ref #	Trx. Date	Ledger	Debit Amount	Credit Amount
1492311	1907228	9/18/2018	270	225.00	
1492276	1907191	9/18/2018	270	180.00	
1492214	1907137	9/18/2018	270	170.00	
1492312	1907229	9/18/2018	270	100.00	
1492280	1907193	9/18/2018	270	80.00	
1492271	1907188	9/18/2018	270	53.20	
1492273	1907189	9/18/2018	270	53.20	
1492270	1907187	9/18/2018	270	33.60	
1492262	1907179	9/18/2018	270	9.99	
1492264	1907181	9/18/2018	270	6.49	
1492168	CD ACH Bank Trans	9/18/2018	270		992,000.00
1492218	8008016 EFT REV C	9/18/2018	270		234,600.00
1492194	192700907	9/18/2018	270		174,500,000.00
1492195	192700902	9/18/2018	270		10,388,278.43
1492231	192700911	9/18/2018	270		406.47
1492232	192700912	9/18/2018	270		4,865,582.48
1492783	192700907EFT AIRS	9/19/2018	270	46,778,843.57	
1492685	192700902	9/19/2018	270	12,000,000.00	
1492676	1907277	9/19/2018	270	4,086,632.94	
1492793	192700909NON AIR	9/19/2018	270	2,308,619.33	
1492668	1907270	9/19/2018	270	2,000,000.00	
1492743	1907323	9/19/2018	270	1,235,914.79	
1492753	1907320	9/19/2018	270	1,200,795.84	
1492665	1907266	9/19/2018	270	453,090.30	
1492754	1907321	9/19/2018	270	431,721.90	
1492755	1907325	9/19/2018	270	423,557.71	
1492655	1907257	9/19/2018	270	381,900.00	
1492759	1907351	9/19/2018	270	312,742.53	
1492680	1907281	9/19/2018	270	230,270.00	
1492679	1907280	9/19/2018	270	173,916.00	
1492678	1907279	9/19/2018	270	167,779.00	
1492751	1907324	9/19/2018	270	96,413.32	
1492659	1907261	9/19/2018	270	52,632.00	
1492669	1907271	9/19/2018	270	47,778.53	
1492756	1907350	9/19/2018	270	43,942.63	
1492666	1907267	9/19/2018	270	40,396.93	
1492763	1907354	9/19/2018	270	35,343.29	
1492681	1907282	9/19/2018	270	34,203.09	
1492671	1907272	9/19/2018	270	25,859.66	
1492761	1907352	9/19/2018	270	23,122.49	
1492784	192700908CC AIRS	9/19/2018	270	21,494.42	
1492667	1907268	9/19/2018	270	20,420.01	
1492682	1907283	9/19/2018	270	13,812.47	
1492664	1907265	9/19/2018	270	12,705.14	
1492672	1907273	9/19/2018	270	10,000.00	
1492683	1907284	9/19/2018	270	9,792.46	
1492698	1907322	9/19/2018	270	7,485.00	
1492786	192700911IRPCC A	9/19/2018	270	6,940.35	
1492785	192700910IFTA CC	9/19/2018	270	5,399.89	
1492673	1907274	9/19/2018	270	5,060.50	
1492769	1907356	9/19/2018	270	3,114.00	
1492677	1907278	9/19/2018	270	3,026.14	
1492700	1907296	9/19/2018	270	2,920.00	
1492692	1907294	9/19/2018	270	2,263.00	
1492660	1907262	9/19/2018	270	2,193.68	
1492766	1907355	9/19/2018	270	1,876.45	

Run Date: 1/2/2019
 Run Time: 8:52:21AM

Demand Account Activity

Start Date: 7/1/2018 End Date: 12/31/2018

Page: 101
 User: 0

Jnl. Entry	Ref #	Trx. Date	Ledger	Debit Amount	Credit Amount
1492747	1907318	9/19/2018	270	1,865.50	
1492762	1907353	9/19/2018	270	1,817.96	
1492702	1907298	9/19/2018	270	1,638.00	
1492750	1907319	9/19/2018	270	929.01	
1492656	1907258	9/19/2018	270	865.00	
1492706	1907300	9/19/2018	270	810.00	
1492744	1907326	9/19/2018	270	706.42	
1492693	092700913	9/19/2018	270	620.35	
1492701	1907297	9/19/2018	270	560.00	
1492764	1907359	9/19/2018	270	465.02	
1492760	1907358	9/19/2018	270	416.08	
1492661	1907263	9/19/2018	270	360.00	
1492773	1907357	9/19/2018	270	327.00	
1492774	1907366	9/19/2018	270	255.00	
1492765	1907360	9/19/2018	270	246.00	
1492770	1907363	9/19/2018	270	235.00	
1492657	1907259	9/19/2018	270	225.00	
1492745	1907317	9/19/2018	270	220.00	
1492775	1907367	9/19/2018	270	205.00	
1492699	1907295	9/19/2018	270	190.00	
1492687	192700904	9/19/2018	270	173.00	
1492772	1907365	9/19/2018	270	140.00	
1492767	1907361	9/19/2018	270	120.00	
1492704	1907299	9/19/2018	270	110.00	
1492771	1907364	9/19/2018	270	110.00	
1492768	1907362	9/19/2018	270	87.50	
1492674	1907275	9/19/2018	270	62.03	
1492675	1907276	9/19/2018	270	58.95	
1492778	1907369	9/19/2018	270	50.00	
1492707	1907301	9/19/2018	270	22.80	
1492709	1907302	9/19/2018	270	22.80	
1492780	1907370	9/19/2018	270	20.00	
1492710	1907303	9/19/2018	270	14.40	
1492658	1907260	9/19/2018	270	8.50	
1492663	1907264	9/19/2018	270	6.45	
1492777	1907368	9/19/2018	270	4.00	
1492611	CD ACH Bank Trans	9/19/2018	270		1,521,000.00
1492720	8008018 EFT REV C	9/19/2018	270		14,451.64
1492612	192700901	9/19/2018	270		4,086,632.94
1492686	192700903	9/19/2018	270		37,500,000.00
1492688	192700905	9/19/2018	270		18,542,116.52
1492691	192700906	9/19/2018	270		7,342,651.16
1492703	192700914	9/19/2018	270		620.35
1492794	192700925	9/19/2018	270		4,000,000.00
1493185	1907482	9/20/2018	270	73,936,198.00	
1493226	1907528	9/20/2018	270	45,602,683.25	
1493067	192700902	9/20/2018	270	40,000,000.00	
1493068	192700903	9/20/2018	270	31,000,000.00	
1493148	192700907 AIRS TA	9/20/2018	270	30,135,695.34	
1492802	1907385	9/20/2018	270	740,000.00	
1493214	1907502	9/20/2018	270	672,049.50	
1493189	1907481	9/20/2018	270	384,262.12	
1493095	1907412	9/20/2018	270	373,930.72	
1493115	1907446	9/20/2018	270	290,558.79	
1493064	1907390	9/20/2018	270	239,000.00	
1493123	1907448	9/20/2018	270	190,147.00	

Run Date: 1/2/2019
 Run Time: 8:52:21AM

Demand Account Activity

Page: 102
 User: 0

Start Date: 7/1/2018 End Date: 12/31/2018

Jnl. Entry	Ref #	Trx. Date	Ledger	Debit Amount	Credit Amount
1493238	1907529	9/20/2018	270	187,000.00	
1493210	1907500	9/20/2018	270	139,176.15	
1493190	1907483	9/20/2018	270	104,251.26	
1493218	1907505	9/20/2018	270	103,765.33	
1493235	1907524	9/20/2018	270	74,191.64	
1493135	1907449	9/20/2018	270	60,390.00	
1493086	1907406	9/20/2018	270	59,470.00	
1493219	1907506	9/20/2018	270	54,908.41	
1493150	192700908 AIRS TA	9/20/2018	270	51,599.35	
1493194	1907485	9/20/2018	270	30,128.15	
1493081	1907399	9/20/2018	270	29,004.09	
1493085	1907400	9/20/2018	270	28,187.68	
1493087	1907401	9/20/2018	270	21,950.71	
1493221	1907507	9/20/2018	270	20,597.87	
1493133	1907447	9/20/2018	270	18,115.00	
1493223	1907526	9/20/2018	270	17,972.43	
1493192	1907488	9/20/2018	270	15,400.00	
1493090	1907402	9/20/2018	270	14,574.91	
1493124	1907436	9/20/2018	270	11,257.00	
1493075	1907391	9/20/2018	270	8,381.14	
1493216	1907504	9/20/2018	270	7,683.33	
1493134	1907438	9/20/2018	270	7,395.00	
1493070	1907386	9/20/2018	270	5,176.00	
1493212	1907501	9/20/2018	270	3,894.44	
1493074	1907392	9/20/2018	270	3,748.06	
1493186	1907499	9/20/2018	270	3,659.25	
1493073	1907387	9/20/2018	270	3,276.59	
1493079	1907389	9/20/2018	270	2,930.85	
1493084	1907393	9/20/2018	270	2,635.00	
1493082	1907405	9/20/2018	270	2,383.94	
1493213	1907511	9/20/2018	270	2,320.00	
1493093	1907403	9/20/2018	270	2,200.00	
1493220	1907513	9/20/2018	270	1,920.00	
1493088	1907394	9/20/2018	270	1,731.70	
1493191	1907484	9/20/2018	270	1,458.32	
1493139	1907439	9/20/2018	270	1,380.00	
1493089	1907407	9/20/2018	270	1,215.00	
1493224	1907514	9/20/2018	270	1,202.50	
1493152	192700911 AIRS DE	9/20/2018	270	1,200.68	
1493162	193980902	9/20/2018	270	1,169.17	
1493065	1907404	9/20/2018	270	925.00	
1493131	1907437	9/20/2018	270	910.00	
1493145	1907441	9/20/2018	270	889.50	
1493217	1907512	9/20/2018	270	882.50	
1493142	1907440	9/20/2018	270	850.00	
1493094	1907409	9/20/2018	270	840.00	
1493097	1907411	9/20/2018	270	830.00	
1493237	1907525	9/20/2018	270	554.74	
1493091	1907408	9/20/2018	270	550.00	
1493151	192700910 AIRS DE	9/20/2018	270	522.63	
1493211	1907510	9/20/2018	270	287.00	
1493066	192700901	9/20/2018	270	265.00	
1493096	1907410	9/20/2018	270	250.00	
1493063	1907395	9/20/2018	270	188.69	
1493072	1907396	9/20/2018	270	188.69	
1493076	1907388	9/20/2018	270	182.48	

Run Date: 1/2/2019
 Run Time: 8:52:21AM

Demand Account Activity

Start Date: 7/1/2018 End Date: 12/31/2018

Page: 103
 User: 0

Jnl. Entry	Ref #	Trx. Date	Ledger	Debit Amount	Credit Amount
1493170	1907487	9/20/2018	270	137.32	
1493236	1907527	9/20/2018	270	135.80	
1493077	1907397	9/20/2018	270	133.87	
1493078	1907398	9/20/2018	270	133.87	
1493120	1907442	9/20/2018	270	120.00	
1493207	1907509	9/20/2018	270	97.00	
1493222	1907508	9/20/2018	270	91.61	
1493129	1907443	9/20/2018	270	83.60	
1493132	1907444	9/20/2018	270	83.60	
1493137	1907445	9/20/2018	270	52.80	
1493200	1907486	9/20/2018	270	27.50	
1493215	1907503	9/20/2018	270	14.46	
1493061	CD ACH Bank Trans	9/20/2018	270		7,710,000.00
1493069	192700904	9/20/2018	270		4,701,087.67
1493154	8008027 EFT REV C	9/20/2018	270		43,901.32
1493234	Receipt/Bank Correc	9/20/2018	270		420.00
1493157	192700901	9/20/2018	270		118,000,000.00
1493722	192700904	9/20/2018	270		48,525,645.29
1493878	CD ACH Bank Trans	9/21/2018	270	101,000,000.00	
1493913	192700907AIRS EF	9/21/2018	270	93,202,156.39	
1493969	192700916	9/21/2018	270	63,000,000.00	
1493908	1493908	9/21/2018	270	27,000,000.00	
1494056	1907637	9/21/2018	270	2,468,760.52	
1494012	1907630	9/21/2018	270	2,378,560.76	
1494041	1907636	9/21/2018	270	1,666,325.39	
1493928	1907552	9/21/2018	270	972,963.11	
1493923	1907563	9/21/2018	270	776,350.64	
1493917	1907561	9/21/2018	270	535,832.01	
1493916	1907547	9/21/2018	270	322,531.44	
1494048	1907634	9/21/2018	270	234,758.17	
1494052	1907628	9/21/2018	270	174,352.98	
1494059	1907673	9/21/2018	270	133,000.00	
1493926	1907551	9/21/2018	270	100,000.00	
1493974	1907584	9/21/2018	270	98,360.33	
1493929	1907553	9/21/2018	270	91,843.56	
1494055	1907631	9/21/2018	270	80,523.73	
1494051	1907635	9/21/2018	270	70,113.54	
1493918	192700908CC AIRS	9/21/2018	270	64,816.50	
1493988	1907604	9/21/2018	270	54,392.79	
1494039	1907664	9/21/2018	270	43,347.65	
1493919	1907548	9/21/2018	270	29,267.89	
1494054	1907629	9/21/2018	270	23,822.75	
1493982	192700925	9/21/2018	270	23,435.07	
1493931	1907554	9/21/2018	270	11,571.88	
1493932	1907555	9/21/2018	270	10,167.27	
1493921	1907549	9/21/2018	270	9,180.00	
1493925	1907550	9/21/2018	270	8,933.71	
1493933	1907556	9/21/2018	270	8,570.10	
1494035	1907663	9/21/2018	270	8,058.00	
1493934	1907557	9/21/2018	270	7,945.30	
1493992	1907608	9/21/2018	270	7,493.39	
1493927	192700911IRPCC A	9/21/2018	270	5,724.62	
1493907	1907558	9/21/2018	270	4,978.19	
1493990	1907606	9/21/2018	270	4,704.13	
1493920	1907562	9/21/2018	270	4,206.16	
1493975	1907597	9/21/2018	270	4,194.00	

Run Date: 1/2/2019
 Run Time: 8:52:21AM

Demand Account Activity

Start Date: 7/1/2018 End Date: 12/31/2018

Page: 104
 User: 0

Jnl. Entry	Ref #	Trx. Date	Ledger	Debit Amount	Credit Amount
1494043	1907669	9/21/2018	270	4,105.80	
1493981	1907588	9/21/2018	270	4,075.00	
1493977	1907585	9/21/2018	270	3,834.16	
1493912	1907559	9/21/2018	270	3,643.60	
1494042	1907665	9/21/2018	270	3,600.00	
1493991	1907607	9/21/2018	270	3,526.69	
1493958	1907586	9/21/2018	270	3,456.00	
1494031	1907662	9/21/2018	270	3,401.14	
1493972	1907583	9/21/2018	270	2,726.50	
1493976	1907590	9/21/2018	270	1,961.00	
1493973	1907596	9/21/2018	270	1,955.52	
1493994	1907610	9/21/2018	270	1,770.00	
1493989	1907605	9/21/2018	270	1,391.32	
1493924	192700910IFTA CC	9/21/2018	270	1,321.64	
1493993	1907609	9/21/2018	270	1,132.50	
1493983	1907589	9/21/2018	270	770.00	
1493938	1907566	9/21/2018	270	675.00	
1493936	1907564	9/21/2018	270	600.00	
1494044	1907666	9/21/2018	270	523.64	
1493970	1907595	9/21/2018	270	510.00	
1493735	1907545	9/21/2018	270	375.00	
1493979	1907587	9/21/2018	270	280.00	
1493914	1907546	9/21/2018	270	198.00	
1493939	1907567	9/21/2018	270	150.00	
1494038	1907667	9/21/2018	270	150.00	
1493996	1907612	9/21/2018	270	145.00	
1493997	1907613	9/21/2018	270	120.00	
1493946	1907591	9/21/2018	270	100.00	
1493962	1907592	9/21/2018	270	98.80	
1493965	1907593	9/21/2018	270	98.80	
1493937	1907565	9/21/2018	270	75.00	
1493968	1907594	9/21/2018	270	62.40	
1493995	1907611	9/21/2018	270	50.00	
1494064	1907633	9/21/2018	270	45.47	
1494060	1907632	9/21/2018	270	35.64	
1494040	1907668	9/21/2018	270	8.50	
1493915	1907560	9/21/2018	270	8.01	
1493877	CD ACH Bank Trans	9/21/2018	270		5,264,000.00
1493909	192700903	9/21/2018	270		535,832.01
1493910	192700904	9/21/2018	270		121,383,026.34
1493911	192700905	9/21/2018	270		6,018,176.65
1493957	192700912	9/21/2018	270		150,000,000.00
1493728	8008037 EFT REV C	9/21/2018	270		113,409.38
1494013	8008038 EFT REV C	9/21/2018	270		100.00
1493959	192700915	9/21/2018	270		57,000,000.00
1494009	192700928	9/21/2018	270		23,435.07
1494647	192700907 AIRS TA	9/24/2018	270	85,432,992.04	
1494633	193000903	9/24/2018	270	30,000,000.00	
1494781	1907826	9/24/2018	270	25,429,538.99	
1494711	192700905	9/24/2018	270	14,917,257.50	
1494783	1907785	9/24/2018	270	7,500,000.00	
1494635	192800901	9/24/2018	270	5,000,000.00	
1494636	192600901	9/24/2018	270	2,000,000.00	
1494634	192300901	9/24/2018	270	1,000,000.00	
1494788	1907788	9/24/2018	270	361,646.86	
1494744	1907762	9/24/2018	270	262,141.21	

Run Date: 1/2/2019
 Run Time: 8:52:21AM

Demand Account Activity

Start Date: 7/1/2018 End Date: 12/31/2018

Page: 105
 User: 0

Jnl. Entry	Ref #	Trx. Date	Ledger	Debit Amount	Credit Amount
1494695	1907719	9/24/2018	270	255,233.72	
1494739	1907760	9/24/2018	270	229,053.09	
1494742	1907761	9/24/2018	270	202,480.62	
1494696	1907734	9/24/2018	270	166,542.27	
1494745	1907763	9/24/2018	270	128,774.94	
1494729	1907755	9/24/2018	270	128,574.60	
1494700	1907720	9/24/2018	270	114,998.38	
1494789	1907789	9/24/2018	270	87,762.24	
1494680	1907713	9/24/2018	270	71,350.12	
1494665	1907707	9/24/2018	270	65,424.34	
1494703	1907721	9/24/2018	270	65,039.71	
1494707	1907723	9/24/2018	270	58,633.00	
1494671	1907735	9/24/2018	270	58,575.16	
1494683	1907714	9/24/2018	270	47,905.65	
1494685	1907715	9/24/2018	270	35,825.89	
1494693	1907736	9/24/2018	270	33,450.92	
1494792	1907792	9/24/2018	270	30,377.77	
1494651	192700910 AIRS DE	9/24/2018	270	29,514.72	
1494710	192700904	9/24/2018	270	23,205.00	
1494734	1907756	9/24/2018	270	21,114.44	
1494732	1907757	9/24/2018	270	18,115.14	
1494793	1907793	9/24/2018	270	17,750.94	
1494809	1907825	9/24/2018	270	16,612.24	
1494774	1907782	9/24/2018	270	16,359.00	
1494790	1907790	9/24/2018	270	14,955.62	
1494697	1907737	9/24/2018	270	14,906.88	
1494741	1907764	9/24/2018	270	13,664.89	
1494688	1907716	9/24/2018	270	12,703.31	
1494773	1907776	9/24/2018	270	11,819.75	
1494753	1907766	9/24/2018	270	11,812.20	
1494736	1907758	9/24/2018	270	11,519.05	
1494706	1907722	9/24/2018	270	11,315.94	
1494794	1907794	9/24/2018	270	10,990.47	
1494751	1907799	9/24/2018	270	8,050.80	
1494701	1907741	9/24/2018	270	7,125.27	
1494738	1907759	9/24/2018	270	6,375.60	
1494699	1907738	9/24/2018	270	5,783.16	
1494791	1907791	9/24/2018	270	5,356.75	
1494648	192700908 AIRS TA	9/24/2018	270	4,978.42	
1494674	1907708	9/24/2018	270	4,734.56	
1494708	1907724	9/24/2018	270	3,974.72	
1494690	1907717	9/24/2018	270	3,680.11	
1494768	1907774	9/24/2018	270	3,565.00	
1494755	1907767	9/24/2018	270	3,424.85	
1494798	1907813	9/24/2018	270	3,225.00	
1494752	1907800	9/24/2018	270	3,212.46	
1494679	1907725	9/24/2018	270	3,198.12	
1494692	1907718	9/24/2018	270	2,755.95	
1494758	1907768	9/24/2018	270	2,538.00	
1494672	1907823	9/24/2018	270	2,430.00	
1494778	1907783	9/24/2018	270	2,243.70	
1494743	1907765	9/24/2018	270	1,931.22	
1494681	1907726	9/24/2018	270	1,894.41	
1494800	1907815	9/24/2018	270	1,805.00	
1494801	1907824	9/24/2018	270	1,711.00	
1494803	1907817	9/24/2018	270	1,581.00	

Run Date: 1/2/2019
 Run Time: 8:52:21AM

Demand Account Activity

Start Date: 7/1/2018 End Date: 12/31/2018

Page: 106
 User: 0

Jnl. Entry	Ref #	Trx. Date	Ledger	Debit Amount	Credit Amount
1494760	1907769	9/24/2018	270	1,195.00	
1494704	1907742	9/24/2018	270	1,140.00	
1494682	1907727	9/24/2018	270	1,114.28	
1494712	192700906	9/24/2018	270	1,062.75	
1494684	1907728	9/24/2018	270	1,007.64	
1494686	1907729	9/24/2018	270	854.07	
1494687	1907730	9/24/2018	270	772.75	
1494676	1907709	9/24/2018	270	750.00	
1494702	1907798	9/24/2018	270	661.59	
1494771	1907775	9/24/2018	270	617.50	
1494689	1907731	9/24/2018	270	611.83	
1494799	1907814	9/24/2018	270	600.00	
1494805	1907819	9/24/2018	270	560.00	
1494649	192700909 AIRS DE	9/24/2018	270	434.43	
1494766	1907773	9/24/2018	270	360.00	
1494691	1907732	9/24/2018	270	266.28	
1494765	1907772	9/24/2018	270	250.00	
1494804	1907818	9/24/2018	270	180.00	
1494785	1907786	9/24/2018	270	168.22	
1494782	1907784	9/24/2018	270	159.94	
1494802	1907816	9/24/2018	270	150.00	
1494795	1907795	9/24/2018	270	134.69	
1494761	1907770	9/24/2018	270	130.00	
1494762	1907771	9/24/2018	270	125.00	
1494694	1907733	9/24/2018	270	100.84	
1494678	1907712	9/24/2018	270	72.75	
1494677	1907710	9/24/2018	270	70.00	
1494675	1907711	9/24/2018	270	60.00	
1494786	1907787	9/24/2018	270	48.38	
1494806	1907820	9/24/2018	270	30.40	
1494807	1907821	9/24/2018	270	30.40	
1494796	1907796	9/24/2018	270	20.31	
1494808	1907822	9/24/2018	270	19.20	
1494698	1907739	9/24/2018	270	15.26	
1494797	1907797	9/24/2018	270	7.35	
1494069	CD ACH Bank Trans	9/24/2018	270		11,856,000.00
1494637	192700901	9/24/2018	270		28,999,670.59
1494638	192700902	9/24/2018	270		19,973,578.55
1494656	192700903	9/24/2018	270		93,000,000.00
1494714	192700911	9/24/2018	270		1,062.75
1494749	DFA EFT REV 9/24/	9/24/2018	270		25,094.47
1494750	EFT CC REV 9/24/1	9/24/2018	270		1,001.78
1494787	193000905	9/24/2018	270		15,000,000.00
1495375	194700901	9/25/2018	270	162,000,000.00	
1495313	192700907 AIRS TA	9/25/2018	270	46,257,416.92	
1495286	193000903	9/25/2018	270	35,000,000.00	
1495276	1907860	9/25/2018	270	8,437,357.45	
1495401	1907952	9/25/2018	270	8,291,925.10	
1495364	1907894	9/25/2018	270	2,730,098.62	
1495301	192700905	9/25/2018	270	1,180,689.58	
1495402	1907954	9/25/2018	270	1,110,509.45	
1495341	1907890	9/25/2018	270	1,072,880.88	
1495263	1907845	9/25/2018	270	1,005,000.00	
1495279	1907863	9/25/2018	270	691,281.50	
1495323	1907895	9/25/2018	270	613,114.68	
1495360	1907891	9/25/2018	270	545,326.06	

Run Date: 1/2/2019
 Run Time: 8:52:21AM

Demand Account Activity

Page: 107
 User: 0

Start Date: 7/1/2018 End Date: 12/31/2018

Jnl. Entry	Ref #	Trx. Date	Ledger	Debit Amount	Credit Amount
1495398	1907949	9/25/2018	270	443,953.01	
1495367	1907913	9/25/2018	270	392,733.86	
1495333	1907896	9/25/2018	270	377,279.22	
1495290	192700903	9/25/2018	270	212,838.86	
1495340	1907900	9/25/2018	270	186,780.97	
1495344	1907902	9/25/2018	270	172,025.24	
1495347	1907904	9/25/2018	270	134,710.30	
1495264	1907846	9/25/2018	270	105,155.00	
1495384	1907935	9/25/2018	270	93,764.32	
1495251	1907835	9/25/2018	270	86,623.06	
1495335	1907897	9/25/2018	270	84,306.60	
1495383	1907934	9/25/2018	270	74,237.81	
1495280	1907864	9/25/2018	270	64,412.50	
1494819	1907833	9/25/2018	270	59,645.59	
1495277	1907861	9/25/2018	270	58,680.00	
1495281	1907865	9/25/2018	270	56,904.85	
1495349	1907905	9/25/2018	270	49,329.47	
1495342	1907901	9/25/2018	270	40,685.40	
1495337	1907898	9/25/2018	270	39,173.40	
1495361	1907892	9/25/2018	270	38,837.63	
1495376	1907953	9/25/2018	270	24,210.78	
1495317	192700909 AIRS DC	9/25/2018	270	24,100.38	
1495278	1907862	9/25/2018	270	21,400.00	
1495252	1907836	9/25/2018	270	19,765.40	
1495356	1907909	9/25/2018	270	18,478.47	
1495362	1907893	9/25/2018	270	14,426.65	
1495253	1907837	9/25/2018	270	8,934.07	
1495403	1907955	9/25/2018	270	5,811.75	
1495250	1907834	9/25/2018	270	4,767.30	
1495351	1907906	9/25/2018	270	4,638.37	
1495350	1907888	9/25/2018	270	4,600.00	
1495352	1907889	9/25/2018	270	4,125.48	
1495262	1907844	9/25/2018	270	3,919.62	
1495388	1907939	9/25/2018	270	3,090.00	
1495385	1907936	9/25/2018	270	2,740.00	
1495372	1907917	9/25/2018	270	2,550.00	
1495390	1907941	9/25/2018	270	2,236.00	
1495254	1907838	9/25/2018	270	1,800.64	
1495256	1907840	9/25/2018	270	1,553.87	
1495255	1907839	9/25/2018	270	1,264.36	
1495370	1907916	9/25/2018	270	1,090.00	
1495259	1907841	9/25/2018	270	926.67	
1495358	1907910	9/25/2018	270	819.36	
1495392	1907943	9/25/2018	270	679.75	
1495389	1907940	9/25/2018	270	570.00	
1495369	1907915	9/25/2018	270	450.00	
1495359	1907911	9/25/2018	270	424.75	
1495345	1907903	9/25/2018	270	397.85	
1495387	1907938	9/25/2018	270	317.00	
1495394	1907945	9/25/2018	270	270.00	
1495314	192700908 AIRS TA	9/25/2018	270	253.00	
1495386	1907937	9/25/2018	270	250.00	
1495391	1907942	9/25/2018	270	180.00	
1495368	1907914	9/25/2018	270	172.00	
1495363	1907912	9/25/2018	270	149.10	
1495393	1907944	9/25/2018	270	135.00	

Run Date: 1/2/2019
 Run Time: 8:52:21AM

Demand Account Activity

Start Date: 7/1/2018 End Date: 12/31/2018

Page: 108
 User: 0

Jnl. Entry	Ref #	Trx. Date	Ledger	Debit Amount	Credit Amount
1495260	1907842	9/25/2018	270	126.00	
1495353	1907907	9/25/2018	270	50.63	
1495395	1907946	9/25/2018	270	30.40	
1495396	1907947	9/25/2018	270	30.40	
1495261	1907843	9/25/2018	270	24.18	
1495354	1907908	9/25/2018	270	22.23	
1495397	1907948	9/25/2018	270	19.20	
1495288	192700901	9/25/2018	270	10.23	
1495338	1907899	9/25/2018	270	1.00	
1495289	192700902	9/25/2018	270		137,047,646.51
1495291	192700904	9/25/2018	270		11,531,330.50
1495300	192700904	9/25/2018	270		1,180,689.58
1495302	192700906	9/25/2018	270		127,476,415.23
1495270	DFA EFT REV 9/25/	9/25/2018	270		155,655.66
1496727	194700901	9/26/2018	270	232,000,000.00	
1496634	194700901	9/26/2018	270	215,000,000.00	
1496630	192700907 AIRS TA	9/26/2018	270	43,769,479.63	
1496612	193000904	9/26/2018	270	14,000,000.00	
1496591	1907993	9/26/2018	270	1,973,055.18	
1496635	194720901	9/26/2018	270	1,788,394.93	
1496723	1908083	9/26/2018	270	1,339,836.20	
1496613	193000901	9/26/2018	270	1,000,000.00	
1496627	1908015	9/26/2018	270	810,355.64	
1496574	1907976	9/26/2018	270	618,618.85	
1496637	1908016	9/26/2018	270	369,844.76	
1496580	1907982	9/26/2018	270	209,751.76	
1496606	1908009	9/26/2018	270	170,000.00	
1496631	192700908 AIRS TA	9/26/2018	270	107,496.64	
1496732	1908088	9/26/2018	270	101,900.00	
1496733	1908091	9/26/2018	270	84,717.42	
1496736	1908089	9/26/2018	270	72,117.44	
1496581	1907983	9/26/2018	270	53,663.31	
1496650	1908028	9/26/2018	270	52,328.86	
1496652	1908030	9/26/2018	270	51,192.82	
1496582	1907984	9/26/2018	270	50,478.79	
1496735	1908092	9/26/2018	270	40,351.68	
1496583	1907985	9/26/2018	270	33,394.97	
1496641	1908017	9/26/2018	270	31,287.50	
1496694	1908050	9/26/2018	270	26,213.60	
1496585	1907987	9/26/2018	270	20,305.34	
1496587	1907989	9/26/2018	270	19,887.79	
1496643	1908018	9/26/2018	270	19,376.15	
1496682	1908054	9/26/2018	270	19,061.87	
1496569	1907972	9/26/2018	270	13,806.19	
1496710	1908067	9/26/2018	270	13,277.85	
1496633	192700910 AIRS DE	9/26/2018	270	11,791.95	
1496666	192700906	9/26/2018	270	10,122.50	
1496588	1907990	9/26/2018	270	9,042.60	
1496667	192700911	9/26/2018	270	6,684.58	
1496711	1908068	9/26/2018	270	5,913.94	
1496586	1907988	9/26/2018	270	4,000.00	
1496708	1908066	9/26/2018	270	3,664.42	
1496595	1907997	9/26/2018	270	2,848.00	
1496681	1908048	9/26/2018	270	2,798.25	
1496698	1908087	9/26/2018	270	2,785.00	
1496597	1907999	9/26/2018	270	2,605.00	

Run Date: 1/2/2019
 Run Time: 8:52:21AM

Demand Account Activity

Start Date: 7/1/2018 End Date: 12/31/2018

Page: 109
 User: 0

Jnl. Entry	Ref #	Trx. Date	Ledger	Debit Amount	Credit Amount
1496589	1907991	9/26/2018	270	2,342.87	
1496651	1908029	9/26/2018	270	2,340.75	
1496716	1908071	9/26/2018	270	2,194.20	
1496678	1908047	9/26/2018	270	2,051.31	
1496584	1907986	9/26/2018	270	1,609.54	
1496647	1908021	9/26/2018	270	1,585.52	
1496565	1907968	9/26/2018	270	1,270.00	
1496600	1908001	9/26/2018	270	1,226.50	
1496718	1908072	9/26/2018	270	1,187.00	
1496675	1908051	9/26/2018	270	1,179.84	
1496568	1907971	9/26/2018	270	825.00	
1496725	1908084	9/26/2018	270	797.50	
1496560	1907963	9/26/2018	270	731.77	
1496632	192700909 AIRS DE	9/26/2018	270	659.03	
1496730	1908090	9/26/2018	270	580.37	
1496720	1908073	9/26/2018	270	580.00	
1496590	1907992	9/26/2018	270	526.08	
1496679	1908053	9/26/2018	270	525.00	
1496599	1908000	9/26/2018	270	470.00	
1496713	1908069	9/26/2018	270	440.17	
1496722	1908074	9/26/2018	270	403.00	
1496602	1908003	9/26/2018	270	390.00	
1496567	1907970	9/26/2018	270	301.59	
1496564	1907967	9/26/2018	270	289.65	
1496563	1907966	9/26/2018	270	285.31	
1496570	1907973	9/26/2018	270	270.03	
1496724	1908075	9/26/2018	270	259.00	
1496726	1908076	9/26/2018	270	255.00	
1496562	1907965	9/26/2018	270	251.47	
1496596	1907998	9/26/2018	270	240.00	
1496728	1908077	9/26/2018	270	240.00	
1496706	1908078	9/26/2018	270	230.00	
1496715	1908079	9/26/2018	270	219.00	
1496729	1908085	9/26/2018	270	201.00	
1496731	1908086	9/26/2018	270	187.00	
1496592	1907994	9/26/2018	270	169.75	
1496593	1907995	9/26/2018	270	150.00	
1496717	1908080	9/26/2018	270	125.00	
1496601	1908002	9/26/2018	270	120.00	
1496645	1908019	9/26/2018	270	119.39	
1496719	1908081	9/26/2018	270	45.00	
1496721	1908082	9/26/2018	270	40.00	
1496603	1908004	9/26/2018	270	38.00	
1496604	1908005	9/26/2018	270	38.00	
1496561	1907964	9/26/2018	270	30.59	
1496686	1908049	9/26/2018	270	28.83	
1496605	1908006	9/26/2018	270	24.00	
1496594	1907996	9/26/2018	270	21.30	
1496646	1908020	9/26/2018	270	10.30	
1495410	1907962	9/26/2018	270	9.70	
1496566	1907969	9/26/2018	270	4.94	
1496677	1908052	9/26/2018	270	4.25	
1496714	1908070	9/26/2018	270	1.00	
1495411	CD ACH Bank Trans	9/26/2018	270		64,891,000.00
1496669	DFA EFT REV 9/26/	9/26/2018	270		84,661.10
1496614	192700901	9/26/2018	270		1,973,055.18

Run Date: 1/2/2019
 Run Time: 8:52:21AM

Demand Account Activity

Start Date: 7/1/2018 End Date: 12/31/2018

Page: 110
 User: 0

Jnl. Entry	Ref #	Trx. Date	Ledger	Debit Amount	Credit Amount
1496615	192700902	9/26/2018	270		18,259,613.79
1496616	192700903	9/26/2018	270		5,380,200.15
1496636	192700905	9/26/2018	270		10,122.50
1496668	192700912	9/26/2018	270		3,798,057.49
1496670	192700913	9/26/2018	270		204,416,580.00
1496700	Back Out Journal Er	9/26/2018	270		215,000,000.00
1497869	194700901	9/27/2018	270	149,000,000.00	
1497853	1908177	9/27/2018	270	61,823,152.23	
1497740	192700907 AIRS TA	9/27/2018	270	21,166,648.37	
1497721	193000904	9/27/2018	270	13,000,000.00	
1497836	1908179	9/27/2018	270	2,468,054.81	
1497875	1908221	9/27/2018	270	1,142,268.57	
1497725	192300901	9/27/2018	270	1,000,000.00	
1497860	1908178	9/27/2018	270	995,047.04	
1497848	1908175	9/27/2018	270	854,176.52	
1497752	1908116	9/27/2018	270	707,000.00	
1497889	1908230	9/27/2018	270	611,422.22	
1497886	1908227	9/27/2018	270	385,713.60	
1497751	1908115	9/27/2018	270	382,644.30	
1497899	1908238	9/27/2018	270	298,372.44	
1497862	1908180	9/27/2018	270	204,923.03	
1497746	1908110	9/27/2018	270	178,323.07	
1497767	1908135	9/27/2018	270	143,570.11	
1497747	1908111	9/27/2018	270	133,561.41	
1497753	1908117	9/27/2018	270	125,000.00	
1497755	1908118	9/27/2018	270	125,000.00	
1497863	1908181	9/27/2018	270	121,997.92	
1497901	1908239	9/27/2018	270	119,980.00	
1497741	192700908 AIRS TA	9/27/2018	270	98,763.55	
1497837	1908182	9/27/2018	270	82,846.61	
1497874	1908220	9/27/2018	270	74,497.88	
1497883	1908225	9/27/2018	270	67,664.99	
1497759	1908120	9/27/2018	270	66,469.56	
1497849	1908211	9/27/2018	270	63,324.19	
1497859	1908210	9/27/2018	270	58,464.55	
1497858	1908217	9/27/2018	270	57,446.60	
1497854	1908215	9/27/2018	270	56,505.34	
1497850	1908212	9/27/2018	270	55,782.85	
1497867	1908183	9/27/2018	270	54,584.93	
1497852	1908214	9/27/2018	270	53,469.86	
1497861	1908207	9/27/2018	270	52,814.07	
1497851	1908213	9/27/2018	270	52,543.29	
1497855	1908216	9/27/2018	270	52,205.22	
1497727	1908109	9/27/2018	270	31,467.61	
1497838	1908184	9/27/2018	270	31,088.16	
1497730	192700903	9/27/2018	270	30,333.33	
1497888	1908229	9/27/2018	270	30,314.21	
1497880	1908224	9/27/2018	270	29,016.06	
1497770	1908136	9/27/2018	270	28,040.28	
1497904	1908242	9/27/2018	270	23,827.94	
1497903	1908241	9/27/2018	270	22,419.04	
1497826	1908176	9/27/2018	270	21,176.00	
1497757	1908119	9/27/2018	270	19,368.58	
1497769	1908124	9/27/2018	270	19,283.13	
1497839	1908185	9/27/2018	270	17,085.71	
1497840	1908186	9/27/2018	270	15,765.03	

Run Date: 1/2/2019
 Run Time: 8:52:21AM

Demand Account Activity

Start Date: 7/1/2018 End Date: 12/31/2018

Page: 111
 User: 0

Jnl. Entry	Ref #	Trx. Date	Ledger	Debit Amount	Credit Amount
1497834	1908193	9/27/2018	270	15,518.00	
1497743	192700910 AIRS DE	9/27/2018	270	11,813.14	
1497748	1908112	9/27/2018	270	11,782.81	
1497744	192700911 AIRS DE	9/27/2018	270	11,070.00	
1497771	1908125	9/27/2018	270	9,887.00	
1497774	1908127	9/27/2018	270	8,245.00	
1497878	1908223	9/27/2018	270	5,634.51	
1497841	1908187	9/27/2018	270	5,082.86	
1497893	1908204	9/27/2018	270	4,198.00	
1497902	1908240	9/27/2018	270	3,754.25	
1497905	1908243	9/27/2018	270	2,176.48	
1497842	1908188	9/27/2018	270	2,035.00	
1497760	1908121	9/27/2018	270	1,959.92	
1497846	1908206	9/27/2018	270	1,635.00	
1497776	1908128	9/27/2018	270	1,550.00	
1497887	1908228	9/27/2018	270	1,435.20	
1497777	1908129	9/27/2018	270	1,350.00	
1497766	1908122	9/27/2018	270	1,347.24	
1497794	192700906	9/27/2018	270	1,103.33	
1497778	1908130	9/27/2018	270	879.00	
1497749	1908113	9/27/2018	270	836.48	
1497775	1908126	9/27/2018	270	810.00	
1497830	1908189	9/27/2018	270	645.00	
1497866	1908209	9/27/2018	270	520.00	
1497833	1908192	9/27/2018	270	517.21	
1497831	1908190	9/27/2018	270	509.00	
1497742	192700909 AIRS DE	9/27/2018	270	392.62	
1497865	1908208	9/27/2018	270	230.00	
1497779	1908131	9/27/2018	270	85.00	
1497750	1908114	9/27/2018	270	81.48	
1497726	1908132	9/27/2018	270	76.00	
1497764	1908133	9/27/2018	270	76.00	
1497885	1908226	9/27/2018	270	74.76	
1497768	1908123	9/27/2018	270	68.03	
1497832	1908191	9/27/2018	270	50.00	
1497765	1908134	9/27/2018	270	48.00	
1497894	1908205	9/27/2018	270	20.00	
1497780	1908143	9/27/2018	270	17.00	
1497877	1908222	9/27/2018	270	1.00	
1496743	CD ACH Bank Trans	9/27/2018	270		7,321,000.00
1497785	DFA EFT REV 9/27/	9/27/2018	270		326,189.41
1497728	192700901	9/27/2018	270		4,122,781.45
1497729	192700902	9/27/2018	270		85,498,014.60
1497745	192700904	9/27/2018	270		157,287,250.00
1497793	192700905	9/27/2018	270		1,103.33
1497897	192700915	9/27/2018	270		2,000,000.00
1498662	193980901	9/28/2018	270	253,493,689.44	
1499052	194700906	9/28/2018	270	57,000,000.00	
1498579	193000904	9/28/2018	270	21,000,000.00	
1498572	192700907 AIRS TA	9/28/2018	270	5,623,344.12	
1498659	1908349	9/28/2018	270	3,942,826.24	
1498668	1908350	9/28/2018	270	3,740,144.22	
1498889	1908405	9/28/2018	270	2,539,751.52	
1498663	1908344	9/28/2018	270	1,536,315.12	
1498580	192300901	9/28/2018	270	1,000,000.00	
1498893	1908408	9/28/2018	270	772,222.36	

Run Date: 1/2/2019
Run Time: 8:52:21AM

Demand Account Activity

Start Date: 7/1/2018 End Date: 12/31/2018

Page: 112
User: 0

Jnl. Entry	Ref #	Trx. Date	Ledger	Debit Amount	Credit Amount
1498887	1908403	9/28/2018	270	544,398.96	
1498601	1908299	9/28/2018	270	356,150.75	
1498602	1908300	9/28/2018	270	241,050.00	
1498561	1908273	9/28/2018	270	97,305.64	
1498582	1908280	9/28/2018	270	96,045.00	
1498683	1908368	9/28/2018	270	82,768.87	
1498664	1908342	9/28/2018	270	82,622.31	
1498655	1908343	9/28/2018	270	70,720.00	
1498874	1908401	9/28/2018	270	65,163.53	
1498573	1908279	9/28/2018	270	57,055.62	
1498875	1908421	9/28/2018	270	54,819.15	
1498654	1908339	9/28/2018	270	46,562.87	
1498871	1908400	9/28/2018	270	41,664.91	
1498575	192700909 AIRS DE	9/28/2018	270	37,308.86	
1498550	1908265	9/28/2018	270	36,321.03	
1498574	192700908 AIRS TA	9/28/2018	270	36,220.72	
1498894	1908415	9/28/2018	270	23,439.00	
1498548	1908264	9/28/2018	270	22,709.55	
1498693	1908369	9/28/2018	270	21,725.48	
1498690	193980904	9/28/2018	270	16,983.68	
1498583	1908281	9/28/2018	270	16,719.63	
1498891	1908407	9/28/2018	270	14,575.77	
1498558	1908271	9/28/2018	270	13,845.00	
1498868	1908399	9/28/2018	270	13,544.09	
1498682	1908365	9/28/2018	270	13,362.85	
1498624	1908338	9/28/2018	270	13,015.46	
1497914	1908253	9/28/2018	270	10,690.00	
1498370	1908263	9/28/2018	270	10,460.00	
1498886	1908413	9/28/2018	270	9,816.36	
1498888	1908404	9/28/2018	270	9,762.98	
1497912	1908251	9/28/2018	270	9,680.00	
1498892	1908414	9/28/2018	270	9,486.57	
1498327	1908261	9/28/2018	270	9,140.00	
1497909	1908249	9/28/2018	270	9,035.00	
1498898	1908417	9/28/2018	270	8,646.00	
1497892	1908259	9/28/2018	270	8,645.00	
1497919	1908257	9/28/2018	270	8,400.00	
1497916	1908255	9/28/2018	270	7,910.00	
1498657	1908340	9/28/2018	270	7,495.74	
1498695	1908370	9/28/2018	270	5,569.47	
1498710	1908398	9/28/2018	270	4,890.58	
1498900	1908419	9/28/2018	270	4,592.23	
1498625	1908318	9/28/2018	270	4,250.00	
1498627	1908320	9/28/2018	270	4,245.00	
1498696	1908371	9/28/2018	270	4,010.36	
1498557	1908270	9/28/2018	270	3,080.00	
1498884	1908397	9/28/2018	270	2,931.50	
1498897	1908416	9/28/2018	270	2,870.00	
1498890	1908406	9/28/2018	270	2,723.82	
1498883	1908396	9/28/2018	270	2,687.33	
1497906	1908246	9/28/2018	270	2,666.89	
1498584	1908282	9/28/2018	270	2,636.95	
1498369	1908262	9/28/2018	270	2,100.00	
1498882	1908395	9/28/2018	270	1,938.00	
1498585	1908283	9/28/2018	270	1,540.00	
1498697	1908372	9/28/2018	270	1,533.97	

Run Date: 1/2/2019
 Run Time: 8:52:21AM

Demand Account Activity

Start Date: 7/1/2018 End Date: 12/31/2018

Page: 113
 User: 0

Jnl. Entry	Ref #	Trx. Date	Ledger	Debit Amount	Credit Amount
1498653	1908346	9/28/2018	270	1,520.00	
1498881	1908394	9/28/2018	270	1,494.85	
1497913	1908252	9/28/2018	270	1,400.00	
1497922	1908258	9/28/2018	270	1,400.00	
1498326	1908260	9/28/2018	270	1,400.00	
1498586	1908284	9/28/2018	270	1,324.35	
1497917	1908256	9/28/2018	270	1,295.00	
1497908	1908248	9/28/2018	270	1,225.00	
1497911	1908250	9/28/2018	270	1,225.00	
1497915	1908254	9/28/2018	270	1,225.00	
1498880	1908393	9/28/2018	270	1,158.00	
1498560	1908272	9/28/2018	270	1,080.00	
1497907	1908247	9/28/2018	270	1,040.00	
1498593	1908298	9/28/2018	270	1,000.00	
1498555	1908269	9/28/2018	270	965.00	
1498645	1908345	9/28/2018	270	867.50	
1498551	1908266	9/28/2018	270	865.00	
1498613	1908317	9/28/2018	270	790.00	
1498626	1908319	9/28/2018	270	790.00	
1498554	1908268	9/28/2018	270	680.00	
1498629	1908322	9/28/2018	270	577.00	
1498631	1908324	9/28/2018	270	530.00	
1498587	1908285	9/28/2018	270	525.00	
1498660	1908341	9/28/2018	270	519.37	
1498588	1908286	9/28/2018	270	420.00	
1498553	1908267	9/28/2018	270	400.00	
1498628	1908321	9/28/2018	270	350.00	
1498879	1908392	9/28/2018	270	348.83	
1498878	1908391	9/28/2018	270	280.00	
1498877	1908390	9/28/2018	270	270.83	
1498873	1908388	9/28/2018	270	260.00	
1498876	1908389	9/28/2018	270	260.00	
1498872	1908387	9/28/2018	270	200.00	
1498885	1908402	9/28/2018	270	180.02	
1498656	1908347	9/28/2018	270	132.00	
1498870	1908386	9/28/2018	270	115.00	
1498866	1908383	9/28/2018	270	90.00	
1498867	1908384	9/28/2018	270	90.00	
1498869	1908385	9/28/2018	270	90.00	
1498865	1908382	9/28/2018	270	85.00	
1498707	1908380	9/28/2018	270	80.00	
1498864	1908381	9/28/2018	270	80.00	
1498630	1908323	9/28/2018	270	70.00	
1498899	1908418	9/28/2018	270	60.00	
1498632	1908325	9/28/2018	270	53.20	
1498633	1908326	9/28/2018	270	53.20	
1498702	1908379	9/28/2018	270	51.90	
1498658	1908348	9/28/2018	270	50.00	
1498634	1908327	9/28/2018	270	33.60	
1498701	1908378	9/28/2018	270	30.00	
1498700	1908377	9/28/2018	270	25.00	
1498901	1908420	9/28/2018	270	10.00	
1498679	1908364	9/28/2018	270	0.43	
1497910	CD ACH Bank Trans	9/28/2018	270		1,976,000.00
1498644	DFA EFT REV 9/28/	9/28/2018	270		56,403.45
1498648	DSMV E TICKET RE	9/28/2018	270		102.00

Run Date: 1/2/2019
 Run Time: 8:52:21AM

Demand Account Activity

Start Date: 7/1/2018 End Date: 12/31/2018

Page: 114
 User: 0

Jnl. Entry	Ref #	Trx. Date	Ledger	Debit Amount	Credit Amount
1498581	192700901	9/28/2018	270		6,349,762.93
1498689	192700905	9/28/2018	270		16,983.68
1498692	192700906	9/28/2018	270		344,738,967.29
1499344	194701001	10/1/2018	270	88,000,000.00	
1499085	CD ACH Bank Trans	10/1/2018	270	6,095,630.00	
1499393	1908481	10/1/2018	270	3,671,128.93	
1499098	193001001	10/1/2018	270	3,000,000.00	
1499384	1908468	10/1/2018	270	2,462,519.70	
1499406	1908495	10/1/2018	270	985,944.78	
1499411	1908470	10/1/2018	270	924,034.65	
1499413	1908472	10/1/2018	270	533,990.13	
1499410	1908469	10/1/2018	270	429,836.63	
1499430	1908503	10/1/2018	270	398,603.76	
1499405	1908494	10/1/2018	270	331,066.06	
1499359	1908440	10/1/2018	270	222,222.97	
1499086	1908435	10/1/2018	270	190,163.07	
1499415	1908473	10/1/2018	270	133,532.56	
1499366	1908474	10/1/2018	270	71,861.06	
1499355	1908438	10/1/2018	270	69,781.66	
1499429	1908502	10/1/2018	270	49,642.39	
1499386	1908475	10/1/2018	270	41,669.14	
1499378	1908466	10/1/2018	270	38,862.30	
1499387	1908476	10/1/2018	270	36,396.79	
1499350	1908437	10/1/2018	270	29,671.55	
1499388	1908477	10/1/2018	270	27,844.83	
1499358	1908451	10/1/2018	270	25,420.00	
1499385	1908448	10/1/2018	270	21,037.98	
1499345	193981001	10/1/2018	270	20,685.15	
1499404	1908493	10/1/2018	270	19,521.15	
1499354	1908449	10/1/2018	270	13,916.70	
1499357	1908439	10/1/2018	270	4,852.04	
1499417	1908500	10/1/2018	270	3,659.25	
1499412	1908471	10/1/2018	270	3,510.22	
1499389	1908478	10/1/2018	270	1,729.75	
1499396	1908484	10/1/2018	270	1,575.00	
1499383	1908467	10/1/2018	270	1,522.95	
1499391	1908479	10/1/2018	270	1,206.63	
1499346	1908445	10/1/2018	270	1,082.00	
1499397	1908485	10/1/2018	270	767.50	
1499364	1908443	10/1/2018	270	600.00	
1499431	1908504	10/1/2018	270	380.12	
1499428	1908501	10/1/2018	270	333.68	
1499092	1908444	10/1/2018	270	300.00	
1499353	1908447	10/1/2018	270	225.00	
1499348	1908436	10/1/2018	270	210.00	
1499394	1908482	10/1/2018	270	201.00	
1499351	1908446	10/1/2018	270	190.00	
1499356	1908450	10/1/2018	270	150.00	
1499392	1908480	10/1/2018	270	100.00	
1499362	1908441	10/1/2018	270	74.24	
1499395	1908483	10/1/2018	270	50.00	
1499432	1908505	10/1/2018	270	21.00	
1499363	1908442	10/1/2018	270	11.00	
1499097	192701001	10/1/2018	270	8.31	
1499084	CD ACH Bank Trans	10/1/2018	270		2,122,000.00
1499099	192701002	10/1/2018	270		12,665,614.63

Run Date: 1/2/2019
 Run Time: 8:52:21AM

Demand Account Activity

Start Date: 7/1/2018 End Date: 12/31/2018

Page: 115
 User: 0

Jnl. Entry	Ref #	Trx. Date	Ledger	Debit Amount	Credit Amount
1499377	192701003	10/1/2018	270		20,685.15
1499381	192701004	10/1/2018	270		72,165,658.20
1499426	192701006	10/1/2018	270		20,115,680.61
1499697	193981001	10/2/2018	270	12,400,000.00	
1499685	193001003	10/2/2018	270	8,000,000.00	
1499682	192701007 AIRS TA	10/2/2018	270	7,621,276.34	
1499816	1908616	10/2/2018	270	2,961,948.11	
1499767	1908581	10/2/2018	270	1,251,516.58	
1499803	1908599	10/2/2018	270	585,658.00	
1499698	1908519	10/2/2018	270	468,599.28	
1499683	192701008 AIRS DE	10/2/2018	270	270,973.52	
1499699	1908520	10/2/2018	270	227,988.00	
1499730	1908551	10/2/2018	270	198,696.00	
1499770	1908582	10/2/2018	270	182,412.63	
1499756	1908617	10/2/2018	270	182,307.00	
1499765	1908579	10/2/2018	270	111,333.28	
1499801	1908598	10/2/2018	270	100,000.00	
1499778	1908618	10/2/2018	270	98,949.00	
1499735	1908552	10/2/2018	270	86,730.00	
1499780	1908620	10/2/2018	270	46,373.81	
1499842	1908657	10/2/2018	270	40,768.29	
1499845	1908658	10/2/2018	270	30,365.61	
1499766	1908580	10/2/2018	270	29,380.54	
1499771	1908583	10/2/2018	270	27,369.27	
1499695	1908518	10/2/2018	270	25,379.11	
1499773	1908585	10/2/2018	270	17,506.57	
1499702	1908523	10/2/2018	270	15,599.33	
1499700	1908521	10/2/2018	270	12,000.00	
1499847	1908650	10/2/2018	270	11,420.00	
1499688	1908512	10/2/2018	270	10,173.50	
1499701	1908522	10/2/2018	270	9,415.70	
1499774	1908586	10/2/2018	270	8,471.08	
1499823	1908651	10/2/2018	270	4,555.83	
1499791	1908603	10/2/2018	270	4,235.00	
1499846	1908649	10/2/2018	270	3,925.00	
1499689	1908513	10/2/2018	270	3,768.29	
1499736	1908540	10/2/2018	270	3,410.00	
1499772	1908584	10/2/2018	270	3,321.99	
1499716	1908542	10/2/2018	270	3,102.00	
1499710	193981002	10/2/2018	270	3,070.56	
1499696	1908530	10/2/2018	270	3,005.00	
1499720	1908532	10/2/2018	270	2,998.00	
1499836	Back Out Journal Er	10/2/2018	270	2,594.24	
1499837	Correct Journal Entr	10/2/2018	270	2,594.24	
1499775	1908587	10/2/2018	270	2,295.77	
1499841	1908648	10/2/2018	270	2,291.00	
1499840	1908652	10/2/2018	270	1,903.38	
1499807	1908600	10/2/2018	270	1,500.00	
1499687	1908511	10/2/2018	270	1,444.26	
1499779	1908619	10/2/2018	270	1,329.75	
1499724	1908534	10/2/2018	270	1,319.00	
1499703	1908524	10/2/2018	270	1,066.87	
1499849	1908659	10/2/2018	270	1,059.00	
1499776	1908588	10/2/2018	270	781.97	
1499704	1908541	10/2/2018	270	640.00	
1499717	1908531	10/2/2018	270	580.00	

Run Date: 1/2/2019
 Run Time: 8:52:21AM

Demand Account Activity

Page: 116
 User: 0

Start Date: 7/1/2018 End Date: 12/31/2018

Jnl. Entry	Ref #	Trx. Date	Ledger	Debit Amount	Credit Amount
1499719	1908544	10/2/2018	270	486.00	
1499731	1908536	10/2/2018	270	480.00	
1499844	1908654	10/2/2018	270	469.00	
1499777	1908589	10/2/2018	270	420.00	
1499781	1908621	10/2/2018	270	405.20	
1499809	1908601	10/2/2018	270	300.00	
1499810	1908602	10/2/2018	270	276.00	
1499718	1908543	10/2/2018	270	260.00	
1499722	1908533	10/2/2018	270	240.00	
1499785	1908590	10/2/2018	270	239.00	
1499790	1908591	10/2/2018	270	189.00	
1499723	1908546	10/2/2018	270	170.00	
1499792	1908592	10/2/2018	270	150.00	
1499729	1908535	10/2/2018	270	140.00	
1499793	1908593	10/2/2018	270	105.00	
1499725	1908547	10/2/2018	270	76.00	
1499726	1908548	10/2/2018	270	76.00	
1499794	1908594	10/2/2018	270	70.00	
1499824	1908655	10/2/2018	270	70.00	
1499732	1908537	10/2/2018	270	60.80	
1499733	1908538	10/2/2018	270	60.80	
1499721	1908545	10/2/2018	270	60.00	
1499675	1908510	10/2/2018	270	52.12	
1499843	1908653	10/2/2018	270	50.00	
1499727	1908549	10/2/2018	270	48.00	
1499734	1908539	10/2/2018	270	38.40	
1499795	1908595	10/2/2018	270	30.00	
1499797	1908596	10/2/2018	270	30.00	
1499798	1908597	10/2/2018	270	29.80	
1499834	1908646	10/2/2018	270	28.83	
1499839	1908656	10/2/2018	270	12.75	
1499838	1908647	10/2/2018	270	8.50	
1499684	192701001	10/2/2018	270		2,594.24
1499686	192701002	10/2/2018	270		13,851,318.94
1499691	192701003	10/2/2018	270		17,000,000.00
1499712	192701003	10/2/2018	270		3,070.56
1499715	192701004	10/2/2018	270		4,721,124.37
1500282	Back Out Journal Er	10/3/2018	270	95,584,612.50	
1499857	193001001	10/3/2018	270	83,000,000.00	
1499905	192701007 AIRS TA	10/3/2018	270	11,935,717.91	
1499921	193001003	10/3/2018	270	8,000,000.00	
1500231	1908753	10/3/2018	270	6,487,752.54	
1499924	194701001	10/3/2018	270	6,000,000.00	
1499918	192301001	10/3/2018	270	1,000,000.00	
1499878	1908683	10/3/2018	270	844,490.10	
1500236	1908754	10/3/2018	270	644,890.05	
1500215	1908751	10/3/2018	270	591,313.77	
1500288	1908803	10/3/2018	270	464,466.64	
1500233	1908755	10/3/2018	270	439,127.58	
1500269	1908796	10/3/2018	270	226,809.57	
1499900	1908700	10/3/2018	270	217,807.16	
1499901	1908701	10/3/2018	270	201,442.00	
1499885	1908688	10/3/2018	270	200,986.54	
1499899	1908699	10/3/2018	270	125,792.21	
1499872	1908682	10/3/2018	270	116,181.84	
1499897	1908698	10/3/2018	270	115,662.50	

Run Date: 1/2/2019
 Run Time: 8:52:21AM

Demand Account Activity

Page: 117
 User: 0

Start Date: 7/1/2018 End Date: 12/31/2018

Jnl. Entry	Ref #	Trx. Date	Ledger	Debit Amount	Credit Amount
1500257	1908779	10/3/2018	270	106,168.52	
1499883	1908687	10/3/2018	270	104,814.03	
1499896	1908697	10/3/2018	270	75,000.00	
1500256	1908778	10/3/2018	270	64,415.60	
1499895	1908696	10/3/2018	270	60,029.27	
1499894	1908695	10/3/2018	270	51,767.66	
1499893	1908694	10/3/2018	270	36,394.55	
1499911	192701005	10/3/2018	270	35,429.58	
1500230	1908752	10/3/2018	270	33,816.19	
1499946	1908724	10/3/2018	270	17,443.78	
1499882	1908686	10/3/2018	270	17,215.37	
1499906	192701008 AIRS DE	10/3/2018	270	13,526.45	
1500286	1908802	10/3/2018	270	9,774.11	
1499880	1908685	10/3/2018	270	9,717.50	
1500255	1908777	10/3/2018	270	9,685.93	
1500235	1908756	10/3/2018	270	9,031.37	
1500270	1908797	10/3/2018	270	6,623.39	
1499891	1908693	10/3/2018	270	6,532.01	
1499890	1908692	10/3/2018	270	6,467.20	
1500271	1908799	10/3/2018	270	4,879.00	
1499889	1908691	10/3/2018	270	4,090.47	
1499888	1908690	10/3/2018	270	3,915.86	
1499930	1908709	10/3/2018	270	3,330.00	
1499879	1908684	10/3/2018	270	3,149.09	
1500264	1908793	10/3/2018	270	2,866.03	
1499933	1908711	10/3/2018	270	2,694.00	
1499886	1908689	10/3/2018	270	2,687.76	
1500265	1908759	10/3/2018	270	2,480.00	
1500284	1908798	10/3/2018	270	2,436.00	
1500252	1908776	10/3/2018	270	1,911.50	
1499935	1908713	10/3/2018	270	1,901.20	
1500267	1908795	10/3/2018	270	1,520.45	
1500285	1908800	10/3/2018	270	1,233.38	
1500248	1908775	10/3/2018	270	1,160.00	
1500289	1908804	10/3/2018	270	990.89	
1500263	1908758	10/3/2018	270	947.50	
1499936	1908714	10/3/2018	270	825.00	
1499870	1908678	10/3/2018	270	723.00	
1499932	1908710	10/3/2018	270	630.00	
1499937	1908715	10/3/2018	270	592.00	
1500244	1908774	10/3/2018	270	580.00	
1499940	1908717	10/3/2018	270	507.00	
1500243	1908773	10/3/2018	270	405.00	
1500242	1908772	10/3/2018	270	376.00	
1499871	1908679	10/3/2018	270	375.00	
1499941	1908718	10/3/2018	270	370.00	
1500241	1908771	10/3/2018	270	362.00	
1499909	192701003	10/3/2018	270	353.02	
1500266	1908794	10/3/2018	270	347.37	
1500240	1908770	10/3/2018	270	333.00	
1500239	1908769	10/3/2018	270	331.00	
1500258	1908768	10/3/2018	270	295.00	
1499934	1908712	10/3/2018	270	220.00	
1500251	1908767	10/3/2018	270	185.00	
1500250	1908766	10/3/2018	270	183.00	
1500268	1908760	10/3/2018	270	181.00	

Run Date: 1/2/2019
 Run Time: 8:52:21AM

Demand Account Activity

Start Date: 7/1/2018 End Date: 12/31/2018

Page: 118
 User: 0

Jnl. Entry	Ref #	Trx. Date	Ledger	Debit Amount	Credit Amount
1500249	1908765	10/3/2018	270	95.00	
1500247	1908764	10/3/2018	270	90.00	
1500274	1908763	10/3/2018	270	75.00	
1499939	1908716	10/3/2018	270	70.00	
1500273	1908762	10/3/2018	270	60.00	
1500259	1908757	10/3/2018	270	50.00	
1499944	1908722	10/3/2018	270	43.20	
1499938	1908720	10/3/2018	270	38.00	
1499942	1908719	10/3/2018	270	38.00	
1500272	1908761	10/3/2018	270	30.00	
1499943	1908721	10/3/2018	270	24.00	
1499945	1908723	10/3/2018	270	8.50	
1499931	DFA EFT REV 10/3/	10/3/2018	270		19,882.04
1499907	192701001	10/3/2018	270		7,670,534.77
1499908	192701002	10/3/2018	270		844,490.10
1499910	192701004	10/3/2018	270		35,429.58
1499912	192701006	10/3/2018	270		95,584,612.50
1500279	192701009	10/3/2018	270		13,807,406.29
1500287	Correct Journal Entr	10/3/2018	270		98,584,612.50
1500631	1908883	10/4/2018	270	180,299,654.05	
1500592	192701007 AIRS TA	10/4/2018	270	11,367,127.23	
1500621	194701001	10/4/2018	270	6,000,000.00	
1500562	1908839	10/4/2018	270	671,000.00	
1500582	1908857	10/4/2018	270	431,827.48	
1500656	1908906	10/4/2018	270	210,480.33	
1500627	1908880	10/4/2018	270	140,800.67	
1500594	192701008 AIRS TA	10/4/2018	270	134,942.86	
1500550	1908827	10/4/2018	270	101,143.73	
1500559	1908836	10/4/2018	270	96,600.19	
1500539	1908816	10/4/2018	270	65,554.25	
1500557	1908834	10/4/2018	270	57,329.64	
1500630	1908882	10/4/2018	270	53,531.02	
1500687	1908933	10/4/2018	270	52,056.05	
1500596	192701009 AIRS DE	10/4/2018	270	47,889.72	
1500665	1908908	10/4/2018	270	47,271.10	
1500672	1908927	10/4/2018	270	46,843.63	
1500561	1908838	10/4/2018	270	43,100.00	
1500556	1908833	10/4/2018	270	36,520.36	
1500634	1908884	10/4/2018	270	34,336.19	
1500555	1908832	10/4/2018	270	32,600.00	
1500635	1908885	10/4/2018	270	31,687.94	
1500636	1908886	10/4/2018	270	30,000.00	
1500554	1908831	10/4/2018	270	20,419.71	
1500553	1908830	10/4/2018	270	17,926.79	
1500558	1908835	10/4/2018	270	15,302.88	
1500668	1908909	10/4/2018	270	12,655.41	
1500536	1908813	10/4/2018	270	10,980.00	
1500647	1908898	10/4/2018	270	8,460.00	
1500560	1908837	10/4/2018	270	7,890.00	
1500575	1908852	10/4/2018	270	7,485.00	
1500577	1908854	10/4/2018	270	7,316.00	
1500674	1908912	10/4/2018	270	4,807.25	
1500671	1908925	10/4/2018	270	4,589.83	
1500614	192701004	10/4/2018	270	4,544.53	
1500669	1908924	10/4/2018	270	4,057.66	
1500637	1908887	10/4/2018	270	4,046.20	

Run Date: 1/2/2019
 Run Time: 8:52:21AM

Demand Account Activity

Page: 119
 User: 0

Start Date: 7/1/2018 End Date: 12/31/2018

Jnl. Entry	Ref #	Trx. Date	Ledger	Debit Amount	Credit Amount
1500535	1908812	10/4/2018	270	2,485.00	
1500646	1908897	10/4/2018	270	2,210.00	
1500670	1908910	10/4/2018	270	1,489.00	
1500540	1908817	10/4/2018	270	1,425.00	
1500574	1908851	10/4/2018	270	1,410.00	
1500552	1908829	10/4/2018	270	1,373.10	
1500572	1908849	10/4/2018	270	1,318.00	
1500644	1908895	10/4/2018	270	1,152.50	
1500639	1908889	10/4/2018	270	1,113.84	
1500551	1908828	10/4/2018	270	1,105.27	
1500538	1908815	10/4/2018	270	1,020.00	
1500573	1908850	10/4/2018	270	880.00	
1500541	1908818	10/4/2018	270	730.00	
1500629	1908881	10/4/2018	270	645.68	
1500640	1908899	10/4/2018	270	600.00	
1500576	1908853	10/4/2018	270	580.00	
1500542	1908819	10/4/2018	270	450.00	
1500570	1908847	10/4/2018	270	350.00	
1500662	1908907	10/4/2018	270	324.42	
1500602	192701002	10/4/2018	270	302.34	
1500601	1908865	10/4/2018	270	300.00	
1500641	1908890	10/4/2018	270	290.95	
1500537	1908814	10/4/2018	270	241.25	
1500569	1908846	10/4/2018	270	200.00	
1500565	1908842	10/4/2018	270	169.75	
1500645	1908896	10/4/2018	270	100.00	
1500682	1908929	10/4/2018	270	98.23	
1500673	1908911	10/4/2018	270	89.10	
1500642	1908891	10/4/2018	270	87.00	
1500571	1908848	10/4/2018	270	85.00	
1500638	1908888	10/4/2018	270	78.52	
1500563	1908840	10/4/2018	270	59.00	
1500566	1908843	10/4/2018	270	53.20	
1500567	1908844	10/4/2018	270	53.20	
1500643	1908894	10/4/2018	270	42.00	
1500568	1908845	10/4/2018	270	33.60	
1500564	1908841	10/4/2018	270	21.25	
1500294	CD ACH Bank Trans	10/4/2018	270		825,000.00
1500628	8008057 EFT REV 1	10/4/2018	270		11,657.46
1500599	192701001	10/4/2018	270		9,635,258.34
1500604	192701003	10/4/2018	270		92,825,366.67
1500615	192701005	10/4/2018	270		4,544.53
1500624	192701006	10/4/2018	270		13,820,653.73
1500681	192701001	10/4/2018	270		83,000,000.00
1501092	194701001	10/5/2018	270	205,000,000.00	
1501004	193981001	10/5/2018	270	23,000,000.00	
1501005	193001006	10/5/2018	270	20,000,000.00	
1501023	1908984	10/5/2018	270	5,629,938.13	
1500982	192701007 AIRS TA	10/5/2018	270	5,410,370.79	
1501017	1908982	10/5/2018	270	1,596,215.97	
1500698	CD ACH Bank Trans	10/5/2018	270	1,000,000.00	
1501118	1909085	10/5/2018	270	365,143.27	
1501024	1908985	10/5/2018	270	199,044.90	
1500712	1908949	10/5/2018	270	189,960.00	
1500983	192701008 AIRS TA	10/5/2018	270	169,349.25	
1501125	1909088	10/5/2018	270	132,851.75	

Run Date: 1/2/2019
 Run Time: 8:52:21AM

Demand Account Activity

Page: 120
 User: 0

Start Date: 7/1/2018 End Date: 12/31/2018

Jnl. Entry	Ref #	Trx. Date	Ledger	Debit Amount	Credit Amount
1501045	1909009	10/5/2018	270	118,499.28	
1501129	1909090	10/5/2018	270	89,967.02	
1501078	1909058	10/5/2018	270	87,039.47	
1501025	1908986	10/5/2018	270	86,278.53	
1501014	1908980	10/5/2018	270	77,631.49	
1501079	1909059	10/5/2018	270	69,008.97	
1501071	1909054	10/5/2018	270	65,623.00	
1501043	1909007	10/5/2018	270	57,087.02	
1500710	1908945	10/5/2018	270	54,616.86	
1501003	1908971	10/5/2018	270	46,729.87	
1501016	1908981	10/5/2018	270	44,616.01	
1500984	192701009 AIRS DE	10/5/2018	270	43,197.13	
1500700	1908940	10/5/2018	270	38,138.87	
1501074	1909055	10/5/2018	270	20,176.56	
1500708	1908944	10/5/2018	270	19,256.97	
1501076	1909057	10/5/2018	270	17,085.12	
1501044	1909008	10/5/2018	270	16,348.78	
1500711	1908946	10/5/2018	270	16,060.00	
1501135	1909094	10/5/2018	270	12,195.24	
1500757	1908953	10/5/2018	270	10,250.74	
1501117	1909084	10/5/2018	270	7,910.28	
1501136	1909095	10/5/2018	270	7,560.00	
1500986	192701001	10/5/2018	270	5,752.95	
1501039	1909003	10/5/2018	270	5,220.00	
1501040	1909004	10/5/2018	270	5,220.00	
1500999	1908967	10/5/2018	270	4,235.00	
1501066	1909050	10/5/2018	270	3,855.06	
1501067	1909051	10/5/2018	270	3,364.00	
1501001	1908969	10/5/2018	270	3,256.00	
1501042	1909006	10/5/2018	270	3,085.25	
1501026	1908990	10/5/2018	270	2,840.90	
1500758	1908954	10/5/2018	270	2,383.56	
1501116	1909083	10/5/2018	270	2,353.80	
1501127	1909041	10/5/2018	270	2,330.00	
1501069	1909052	10/5/2018	270	1,894.00	
1501041	1909005	10/5/2018	270	1,500.00	
1501070	1909053	10/5/2018	270	1,421.00	
1501114	1909082	10/5/2018	270	1,248.00	
1500995	1908963	10/5/2018	270	1,100.00	
1501075	1909056	10/5/2018	270	1,071.88	
1501029	1908991	10/5/2018	270	870.00	
1501080	1909060	10/5/2018	270	800.61	
1500997	1908965	10/5/2018	270	798.00	
1501002	1908970	10/5/2018	270	791.57	
1500998	1908966	10/5/2018	270	790.00	
1500702	1908941	10/5/2018	270	777.00	
1501100	1909044	10/5/2018	270	740.00	
1501032	1908993	10/5/2018	270	730.00	
1501123	1909087	10/5/2018	270	667.00	
1501058	1909048	10/5/2018	270	632.70	
1501113	1909081	10/5/2018	270	530.00	
1501064	1909049	10/5/2018	270	405.00	
1501022	1908983	10/5/2018	270	316.64	
1501105	1909045	10/5/2018	270	310.00	
1501000	1908968	10/5/2018	270	280.00	
1501106	1909046	10/5/2018	270	260.00	

Run Date: 1/2/2019
 Run Time: 8:52:21AM

Demand Account Activity

Start Date: 7/1/2018 End Date: 12/31/2018

Page: 121
 User: 0

Jnl. Entry	Ref #	Trx. Date	Ledger	Debit Amount	Credit Amount
1501128	1909089	10/5/2018	270	180.00	
1501108	1909047	10/5/2018	270	170.00	
1500706	1908943	10/5/2018	270	150.38	
1501099	1909043	10/5/2018	270	139.00	
1500996	1908964	10/5/2018	270	110.00	
1500979	1909042	10/5/2018	270	100.00	
1500991	1908960	10/5/2018	270	60.80	
1500993	1908961	10/5/2018	270	60.80	
1501110	1909080	10/5/2018	270	50.00	
1500994	1908962	10/5/2018	270	38.40	
1501030	1908992	10/5/2018	270	33.11	
1500705	1908942	10/5/2018	270	22.93	
1501121	1909086	10/5/2018	270	4.25	
1500697	CD ACH Bank Trans	10/5/2018	270		2,518,000.00
1501018	E TICKET REV DSN	10/5/2018	270		1,648.93
1501021	DFA EFT REV 10/5/	10/5/2018	270		23,216.99
1500989	192701002	10/5/2018	270		5,043,635.52
1501059	192701003	10/5/2018	270		251,725,107.57
1501098	192701001	10/5/2018	270		5,000,000.00
1501382	1909158	10/8/2018	270	49,216.95	
1501153	1909114	10/8/2018	270	4,045.00	
1501384	1909159	10/8/2018	270	3,242.64	
1501407	1909177	10/8/2018	270	3,220.00	
1501159	1909120	10/8/2018	270	2,583.97	
1501148	1909112	10/8/2018	270	2,240.00	
1501386	1909160	10/8/2018	270	2,141.64	
1501388	1909161	10/8/2018	270	1,359.00	
1501161	1909122	10/8/2018	270	795.00	
1501154	1909115	10/8/2018	270	740.00	
1501155	1909116	10/8/2018	270	660.00	
1501156	1909117	10/8/2018	270	649.00	
1501133	1909098	10/8/2018	270	525.00	
1501160	1909121	10/8/2018	270	375.00	
1501405	1909176	10/8/2018	270	370.00	
1501409	1909183	10/8/2018	270	350.00	
1501137	1909100	10/8/2018	270	300.00	
1501152	1909113	10/8/2018	270	200.00	
1501401	1909174	10/8/2018	270	200.00	
1501157	1909118	10/8/2018	270	80.00	
1501134	1909099	10/8/2018	270	75.00	
1501158	1909119	10/8/2018	270	40.00	
1501402	1909175	10/8/2018	270	20.00	
1501557	192701008	10/9/2018	270	22,000,000.00	
1501562	192701010	10/9/2018	270	14,000,000.00	
1501599	Back Out Journal Er	10/9/2018	270	14,000,000.00	
1501577	192700907AIRS EF	10/9/2018	270	5,786,673.13	
1501556	1909253	10/9/2018	270	1,343,710.27	
1501589	1909279	10/9/2018	270	1,021,040.84	
1501588	1909278	10/9/2018	270	1,007,900.00	
1501490	CD ACH Bank Trans	10/9/2018	270		1,000,000.00
1501561	192701009	10/9/2018	270	1,000,000.00	
1501520	1909210	10/9/2018	270	785,052.71	
1501521	1909211	10/9/2018	270	534,161.02	
1501495	1909202	10/9/2018	270	454,633.69	
1501517	1909207	10/9/2018	270	340,390.60	
1501518	1909208	10/9/2018	270	320,988.69	

Run Date: 1/2/2019
 Run Time: 8:52:21AM

Demand Account Activity

Start Date: 7/1/2018 End Date: 12/31/2018

Page: 122
 User: 0

Jnl. Entry	Ref #	Trx. Date	Ledger	Debit Amount	Credit Amount
1501538	1909245	10/9/2018	270	237,740.00	
1501507	1909203	10/9/2018	270	213,084.06	
1501523	1909213	10/9/2018	270	203,744.07	
1501563	1909258	10/9/2018	270	190,000.00	
1501512	1909237	10/9/2018	270	182,548.32	
1501519	1909209	10/9/2018	270	181,675.35	
1501494	1909201	10/9/2018	270	140,250.62	
1501516	1909206	10/9/2018	270	139,708.73	
1501537	1909244	10/9/2018	270	117,420.00	
1501511	1909236	10/9/2018	270	67,161.21	
1501497	1909227	10/9/2018	270	62,626.32	
1501543	1909248	10/9/2018	270	43,145.25	
1501571	1909267	10/9/2018	270	42,127.11	
1501500	1909229	10/9/2018	270	39,897.05	
1501583	192700908AIRS CC	10/9/2018	270	36,701.19	
1501522	1909212	10/9/2018	270	31,414.45	
1501597	192700911IRPCCAI	10/9/2018	270	29,299.53	
1501503	1909230	10/9/2018	270	22,790.13	
1501504	1909231	10/9/2018	270	14,613.33	
1501505	1909232	10/9/2018	270	10,714.28	
1501508	1909233	10/9/2018	270	10,682.21	
1501526	1909216	10/9/2018	270	10,648.20	
1501547	192701003	10/9/2018	270	7,239.31	
1501498	1909228	10/9/2018	270	6,734.41	
1501509	1909234	10/9/2018	270	4,280.49	
1501567	1909261	10/9/2018	270	3,032.88	
1501533	1909221	10/9/2018	270	2,651.00	
1501534	1909222	10/9/2018	270	1,999.85	
1501535	1909223	10/9/2018	270	1,490.56	
1501590	192700910IFTA CC	10/9/2018	270	1,081.64	
1501586	1909277	10/9/2018	270	994.96	
1501536	1909224	10/9/2018	270	840.00	
1501419	1909225	10/9/2018	270	800.00	
1501514	1909204	10/9/2018	270	571.95	
1501496	1909226	10/9/2018	270	503.86	
1501527	1909217	10/9/2018	270	276.75	
1501529	1909218	10/9/2018	270	250.00	
1501510	1909235	10/9/2018	270	149.52	
1501546	192701002	10/9/2018	270	89.00	
1501530	1909219	10/9/2018	270	75.00	
1501573	1909270	10/9/2018	270	67.97	
1501531	1909220	10/9/2018	270	55.00	
1501515	1909205	10/9/2018	270	41.00	
1501524	1909214	10/9/2018	270	35.00	
1501541	1909247	10/9/2018	270	22.50	
1501539	1909246	10/9/2018	270	15.00	
1501525	1909215	10/9/2018	270	8.00	
1501489	CD ACH Bank Trans	10/9/2018	270		1,775,000.00
1501545	192701001	10/9/2018	270		10,676,566.32
1501548	192701004	10/9/2018	270		7,239.31
1501555	192701007	10/9/2018	270		24,597,158.23
1501598	192701015	10/9/2018	270		14,000,000.00
1501600	Correct Journal Entr	10/9/2018	270		14,000,000.00
1502053	1909297	10/10/2018	270	50,805,315.94	
1502165	Back Out Journal Er	10/10/2018	270	33,990,544.44	
1502080	1193001002	10/10/2018	270	19,000,000.00	

Run Date: 1/2/2019
 Run Time: 8:52:21AM

Demand Account Activity

Page: 123
 User: 0

Start Date: 7/1/2018 End Date: 12/31/2018

Jnl. Entry	Ref #	Trx. Date	Ledger	Debit Amount	Credit Amount
1502083	192701005EFT AIRS	10/10/2018	270	13,144,046.54	
1502215	1909425	10/10/2018	270	4,817,911.49	
1502123	1909342	10/10/2018	270	4,200,628.04	
1502136	1909343	10/10/2018	270	2,366,714.18	
1502067	1909309	10/10/2018	270	1,367,487.40	
1502115	1909337	10/10/2018	270	1,068,408.94	
1502128	192701011	10/10/2018	270	1,003,472.22	
1502218	1909432	10/10/2018	270	750,000.00	
1502062	1909306	10/10/2018	270	151,645.20	
1502114	1909336	10/10/2018	270	97,517.01	
1502121	1909340	10/10/2018	270	91,616.14	
1502144	1909380	10/10/2018	270	84,761.76	
1502208	1909422	10/10/2018	270	71,565.57	
1502064	1909307	10/10/2018	270	53,384.79	
1502085	192701006AIRS CC	10/10/2018	270	46,072.95	
1502204	1909420	10/10/2018	270	34,557.09	
1502066	1909308	10/10/2018	270	34,118.45	
1502058	1909302	10/10/2018	270	30,010.37	
1502202	1909418	10/10/2018	270	26,983.04	
1502056	1909300	10/10/2018	270	19,827.15	
1502122	1909341	10/10/2018	270	19,560.39	
1502059	1909303	10/10/2018	270	15,286.94	
1502142	1909378	10/10/2018	270	14,212.39	
1502087	192701008IRPCC A	10/10/2018	270	12,760.10	
1502210	1909423	10/10/2018	270	12,266.90	
1502057	1909301	10/10/2018	270	9,581.29	
1502054	1909298	10/10/2018	270	7,225.01	
1502048	1909292	10/10/2018	270	6,970.70	
1502206	1909421	10/10/2018	270	6,816.25	
1502047	1909291	10/10/2018	270	4,041.36	
1502207	1909410	10/10/2018	270	3,960.00	
1502077	1909321	10/10/2018	270	3,245.00	
1502060	1909304	10/10/2018	270	3,195.00	
1502198	1909416	10/10/2018	270	3,030.00	
1502211	1909424	10/10/2018	270	2,610.45	
1502197	1909415	10/10/2018	270	2,375.00	
1502212	1909412	10/10/2018	270	1,947.50	
1502075	1909319	10/10/2018	270	1,932.00	
1502205	1909409	10/10/2018	270	1,602.29	
1502086	192701007IFTA CC	10/10/2018	270	1,398.87	
1502061	1909305	10/10/2018	270	1,119.76	
1502118	1909338	10/10/2018	270	934.85	
1502141	1909377	10/10/2018	270	916.54	
1502055	1909299	10/10/2018	270	881.88	
1502143	1909379	10/10/2018	270	685.77	
1502073	1909317	10/10/2018	270	660.00	
1502072	1909316	10/10/2018	270	610.00	
1502076	1909320	10/10/2018	270	610.00	
1502120	1909339	10/10/2018	270	592.64	
1502051	1909295	10/10/2018	270	480.00	
1502201	1909417	10/10/2018	270	384.10	
1502052	1909296	10/10/2018	270	340.00	
1502049	1909293	10/10/2018	270	306.25	
1502203	1909419	10/10/2018	270	277.34	
1502209	1909411	10/10/2018	270	165.00	
1502074	1909318	10/10/2018	270	160.00	

Run Date: 1/2/2019
 Run Time: 8:52:21AM

Demand Account Activity

Start Date: 7/1/2018 End Date: 12/31/2018

Page: 124
 User: 0

Jnl. Entry	Ref #	Trx. Date	Ledger	Debit Amount	Credit Amount
1502196	1909414	10/10/2018	270	150.00	
1502214	1909413	10/10/2018	270	104.00	
1502126	1909349	10/10/2018	270	77.39	
1502068	1909312	10/10/2018	270	53.20	
1502069	1909313	10/10/2018	270	53.20	
1502071	1909315	10/10/2018	270	50.00	
1502070	1909314	10/10/2018	270	33.60	
1502050	1909294	10/10/2018	270	25.50	
1502117	Correct Journal Entr	10/10/2018	270		22,889.40
1502079	192701001	10/10/2018	270		50,805,315.94
1502081	192701003	10/10/2018	270		9,705,427.20
1502088	192701004	10/10/2018	270		33,990,544.44
1502108	192701009	10/10/2018	270		1,003,472.22
1502135	CD ACH Bank Trans	10/10/2018	270		1,026,525.00
1502166	Correct Journal Entr	10/10/2018	270		33,989,544.44
1502194	192701020	10/10/2018	270		3,000,000.00
1503338	1909513	10/11/2018	270	56,922,126.45	
1503261	192701001EFT AIRS	10/11/2018	270	15,918,776.86	
1503402	192701008	10/11/2018	270	10,000,000.00	
1503412	192701031	10/11/2018	270	9,000,000.00	
1503417	Correct Journal Entr	10/11/2018	270	8,000,000.00	
1503399	192701005	10/11/2018	270	1,401,022.25	
1503403	192701009	10/11/2018	270	1,000,000.00	
1503358	1909516	10/11/2018	270	808,336.86	
1503378	1909561	10/11/2018	270	587,188.55	
1503251	1909443	10/11/2018	270	519,000.00	
1503301	1909492	10/11/2018	270	496,263.96	
1503356	1909515	10/11/2018	270	406,328.00	
1503273	1909463	10/11/2018	270	371,695.96	
1503262	1909452	10/11/2018	270	344,730.30	
1503352	1909514	10/11/2018	270	191,623.09	
1503269	1909459	10/11/2018	270	176,027.16	
1503380	1909563	10/11/2018	270	151,246.35	
1503348	1909541	10/11/2018	270	141,374.74	
1503255	1909446	10/11/2018	270	98,980.00	
1503347	1909540	10/11/2018	270	98,141.31	
1503379	1909562	10/11/2018	270	78,705.83	
1503391	1909576	10/11/2018	270	71,101.00	
1503270	1909460	10/11/2018	270	69,424.36	
1503357	1909547	10/11/2018	270	54,268.29	
1503360	1909548	10/11/2018	270	23,270.25	
1503334	1909512	10/11/2018	270	21,356.73	
1503393	192701002CC AIRS	10/11/2018	270	20,034.42	
1503271	1909461	10/11/2018	270	19,557.22	
1503272	1909462	10/11/2018	270	19,206.79	
1503382	1909565	10/11/2018	270	12,954.23	
1503355	1909546	10/11/2018	270	12,150.60	
1503373	192701004IRPCC	10/11/2018	270	11,907.61	
1503410	192701015	10/11/2018	270	11,660.46	
1503322	1909510	10/11/2018	270	11,336.35	
1503266	1909456	10/11/2018	270	10,693.27	
1503324	1909511	10/11/2018	270	9,637.91	
1503299	1909488	10/11/2018	270	7,500.00	
1503253	1909445	10/11/2018	270	6,779.30	
1503362	1909550	10/11/2018	270	5,743.02	
1503287	1909477	10/11/2018	270	3,460.00	

Run Date: 1/2/2019
 Run Time: 8:52:21AM

Demand Account Activity

Page: 125
 User: 0

Start Date: 7/1/2018 End Date: 12/31/2018

Jnl. Entry	Ref #	Trx. Date	Ledger	Debit Amount	Credit Amount
1503265	1909457	10/11/2018	270	3,377.08	
1503297	1909487	10/11/2018	270	3,075.12	
1503346	1909539	10/11/2018	270	2,941.75	
1503288	1909478	10/11/2018	270	2,904.73	
1503252	1909444	10/11/2018	270	2,596.37	
1503283	1909473	10/11/2018	270	2,186.00	
1503289	1909479	10/11/2018	270	2,178.49	
1503267	1909458	10/11/2018	270	2,175.51	
1503349	1909542	10/11/2018	270	2,120.00	
1503258	1909453	10/11/2018	270	2,083.24	
1503263	1909454	10/11/2018	270	1,973.86	
1503312	192701003IFTA CC	10/11/2018	270	1,799.89	
1503264	1909455	10/11/2018	270	1,513.98	
1503321	1909509	10/11/2018	270	1,187.67	
1503285	1909475	10/11/2018	270	1,029.00	
1503286	1909476	10/11/2018	270	650.00	
1503353	1909545	10/11/2018	270	637.50	
1503257	1909449	10/11/2018	270	526.08	
1503294	1909486	10/11/2018	270	494.24	
1503381	1909564	10/11/2018	270	391.35	
1503350	1909543	10/11/2018	270	387.00	
1503281	1909471	10/11/2018	270	350.00	
1503383	1909566	10/11/2018	270	237.65	
1503282	1909472	10/11/2018	270	180.00	
1503284	1909474	10/11/2018	270	180.00	
1503259	1909450	10/11/2018	270	145.00	
1503254	1909447	10/11/2018	270	140.00	
1503351	1909544	10/11/2018	270	132.00	
1503361	1909549	10/11/2018	270	101.25	
1503260	1909451	10/11/2018	270	80.79	
1503278	1909468	10/11/2018	270	30.40	
1503279	1909469	10/11/2018	270	30.40	
1503256	1909448	10/11/2018	270	20.71	
1503280	1909470	10/11/2018	270	19.20	
1503404	192701011	10/11/2018	270	17.93	
1503250	CD ACH Bank Trans	10/11/2018	270		686,000.00
1503295	EFT REV 10/11/18	10/11/2018	270		16,274.85
1503400	192701006	10/11/2018	270		11,355,678.52
1503401	192701007	10/11/2018	270		11,130,650.65
1503405	192701012	10/11/2018	270		11,660.46
1503407	192701012	10/11/2018	270		34,972,729.17
1503408	192701013	10/11/2018	270		34,000,000.00
1503413	192701052	10/11/2018	270		6,000,000.00
1503416	Back Out Journal Er	10/11/2018	270		9,000,000.00
1503744	192701009	10/12/2018	270	183,174,819.87	
1503847	192701020	10/12/2018	270	31,000,000.00	
1503697	1909609	10/12/2018	270	28,516,618.42	
1503769	192701001EFT AIRS	10/12/2018	270	19,466,361.79	
1503753	1909649	10/12/2018	270	2,807,088.21	
1503767	1909654	10/12/2018	270	1,046,658.91	
1503841	1909724	10/12/2018	270	346,437.62	
1503700	1909611	10/12/2018	270	233,730.00	
1503685	1909599	10/12/2018	270	161,110.00	
1503774	192701002CC AIRS	10/12/2018	270	89,385.41	
1503809	1909701	10/12/2018	270	83,190.38	
1503760	1909651	10/12/2018	270	72,810.97	

Run Date: 1/2/2019
 Run Time: 8:52:21AM

Demand Account Activity

Start Date: 7/1/2018 End Date: 12/31/2018

Page: 126
 User: 0

Jnl. Entry	Ref #	Trx. Date	Ledger	Debit Amount	Credit Amount
1503838	1909721	10/12/2018	270	71,480.81	
1503784	1909655	10/12/2018	270	56,047.42	
1503765	1909653	10/12/2018	270	48,990.35	
1503849	1909726	10/12/2018	270	40,942.39	
1503850	1909727	10/12/2018	270	36,993.26	
1503699	1909616	10/12/2018	270	29,982.00	
1503811	1909703	10/12/2018	270	26,331.17	
1503840	1909723	10/12/2018	270	20,064.23	
1503756	1909650	10/12/2018	270	13,936.59	
1503812	1909704	10/12/2018	270	12,901.28	
1503714	1909627	10/12/2018	270	12,860.00	
1503810	1909702	10/12/2018	270	12,485.57	
1503696	1909615	10/12/2018	270	8,279.12	
1503718	1909629	10/12/2018	270	8,209.00	
1503780	192701004IRP CC A	10/12/2018	270	6,427.19	
1503762	1909652	10/12/2018	270	6,102.67	
1503686	1909600	10/12/2018	270	6,102.12	
1503693	1909614	10/12/2018	270	4,759.42	
1503814	1909706	10/12/2018	270	4,555.83	
1503423	1909580	10/12/2018	270	4,493.84	
1503433	1909590	10/12/2018	270	3,865.00	
1503749	192701012	10/12/2018	270	3,561.63	
1503422	1909579	10/12/2018	270	3,498.49	
1503804	1909687	10/12/2018	270	3,479.66	
1503698	1909610	10/12/2018	270	3,377.08	
1503827	1909692	10/12/2018	270	3,160.00	
1503839	1909722	10/12/2018	270	2,924.95	
1503689	1909603	10/12/2018	270	2,617.00	
1503683	1909613	10/12/2018	270	2,561.63	
1503713	1909626	10/12/2018	270	2,440.00	
1503688	1909602	10/12/2018	270	2,376.59	
1503783	1909656	10/12/2018	270	2,200.00	
1503807	1909699	10/12/2018	270	2,085.14	
1503806	1909698	10/12/2018	270	2,023.58	
1503702	1909612	10/12/2018	270	1,731.72	
1503711	1909624	10/12/2018	270	1,729.00	
1503813	1909705	10/12/2018	270	1,503.00	
1503712	1909625	10/12/2018	270	1,340.00	
1503822	1909691	10/12/2018	270	1,270.00	
1503777	192701003IFTA CC	10/12/2018	270	1,265.19	
1503805	1909697	10/12/2018	270	1,162.77	
1503694	1909607	10/12/2018	270	1,156.39	
1503692	1909606	10/12/2018	270	990.91	
1503820	1909694	10/12/2018	270	797.10	
1503797	Back Out Journal Er	10/12/2018	270	786.00	
1503421	1909578	10/12/2018	270	750.00	
1503420	1909577	10/12/2018	270	675.00	
1503716	1909628	10/12/2018	270	670.00	
1503695	1909608	10/12/2018	270	420.00	
1503690	1909604	10/12/2018	270	375.00	
1503715	1909696	10/12/2018	270	331.20	
1503816	1909689	10/12/2018	270	300.00	
1503817	1909690	10/12/2018	270	283.00	
1503710	1909623	10/12/2018	270	190.00	
1503815	1909688	10/12/2018	270	155.00	
1503687	1909601	10/12/2018	270	129.83	

Run Date: 1/2/2019
 Run Time: 8:52:21AM

Demand Account Activity

Start Date: 7/1/2018 End Date: 12/31/2018

Page: 127
 User: 0

Jnl. Entry	Ref #	Trx. Date	Ledger	Debit Amount	Credit Amount
1503707	1909620	10/12/2018	270	91.20	
1503708	1909621	10/12/2018	270	91.20	
1503709	1909622	10/12/2018	270	57.60	
1503681	1909605	10/12/2018	270	51.00	
1503823	1909695	10/12/2018	270	40.00	
1503818	1909693	10/12/2018	270	18.00	
1503808	1909700	10/12/2018	270	0.30	
1503721	CD ACH Bank Trans	10/12/2018	270		837,000.00
1503729	8008066 EFT REV 1	10/12/2018	270		17,680.14
1503737	192701004	10/12/2018	270		180,686,400.86
1503738	192701005	10/12/2018	270		6,100,746.36
1503739	192701006	10/12/2018	270		786.00
1503741	192701007	10/12/2018	270		28,516,618.42
1503747	192701011	10/12/2018	270		52,000,000.00
1503751	192701013	10/12/2018	270		3,561.63
1503835	192701006	10/12/2018	270		786.00
1504266	192701007 AIRS TA	10/15/2018	270	29,572,623.21	
1504234	193001003	10/15/2018	270	6,000,000.00	
1504247	192301001	10/15/2018	270	1,000,000.00	
1504189	1909767	10/15/2018	270	610,871.60	
1504219	1909800	10/15/2018	270	528,931.93	
1504172	1909745	10/15/2018	270	453,948.70	
1504159	CD ACH Bank Trans	10/15/2018	270	350,000.00	
1504183	1909761	10/15/2018	270	292,862.95	
1504173	1909746	10/15/2018	270	289,294.45	
1504275	1909819	10/15/2018	270	178,932.15	
1504174	1909747	10/15/2018	270	169,190.59	
1504175	1909748	10/15/2018	270	162,000.00	
1504243	192701004	10/15/2018	270	86,500.50	
1504244	192701005	10/15/2018	270	63,915.33	
1504274	1909818	10/15/2018	270	59,066.03	
1504182	1909760	10/15/2018	270	57,962.54	
1504168	1909741	10/15/2018	270	57,000.00	
1504272	1909817	10/15/2018	270	45,239.97	
1504169	1909742	10/15/2018	270	43,337.76	
1504184	1909762	10/15/2018	270	34,478.20	
1504186	1909764	10/15/2018	270	25,923.23	
1504187	1909765	10/15/2018	270	25,435.70	
1504300	1909827	10/15/2018	270	19,155.64	
1504273	192701010 AIRS DE	10/15/2018	270	14,942.61	
1504302	1909828	10/15/2018	270	14,110.95	
1504277	1909820	10/15/2018	270	13,632.39	
1504297	1909824	10/15/2018	270	11,784.00	
1504278	1909821	10/15/2018	270	10,935.25	
1504270	1909816	10/15/2018	270	10,867.70	
1504318	1909857	10/15/2018	270	9,567.62	
1504267	1909814	10/15/2018	270	8,753.50	
1504271	192701009 AIRS DE	10/15/2018	270	8,315.00	
1504269	192701008 AIRS TA	10/15/2018	270	7,748.89	
1504157	1909743	10/15/2018	270	7,628.73	
1504279	1909822	10/15/2018	270	6,664.20	
1504166	1909739	10/15/2018	270	4,195.43	
1504220	1909792	10/15/2018	270	3,894.53	
1504203	1909776	10/15/2018	270	3,649.59	
1504215	1909791	10/15/2018	270	3,455.00	
1504262	1909812	10/15/2018	270	3,340.50	

Run Date: 1/2/2019
 Run Time: 8:52:21AM

Demand Account Activity

Page: 128
 User: 0

Start Date: 7/1/2018 End Date: 12/31/2018

Jnl. Entry	Ref #	Trx. Date	Ledger	Debit Amount	Credit Amount
1504188	1909766	10/15/2018	270	3,320.90	
1504265	1909813	10/15/2018	270	2,850.00	
1504180	1909759	10/15/2018	270	2,690.64	
1504284	1909856	10/15/2018	270	2,100.00	
1504205	1909787	10/15/2018	270	1,792.00	
1504217	1909789	10/15/2018	270	1,778.00	
1504167	1909740	10/15/2018	270	1,489.00	
1504163	1909744	10/15/2018	270	1,355.30	
1504298	1909825	10/15/2018	270	1,072.33	
1504206	1909778	10/15/2018	270	990.00	
1504165	1909738	10/15/2018	270	888.12	
1504299	1909826	10/15/2018	270	714.08	
1504218	1909790	10/15/2018	270	640.00	
1504210	1909782	10/15/2018	270	470.00	
1504268	1909815	10/15/2018	270	372.49	
1504209	1909781	10/15/2018	270	243.52	
1504204	1909777	10/15/2018	270	198.94	
1504207	1909779	10/15/2018	270	150.36	
1504260	1909811	10/15/2018	270	150.00	
1504214	1909786	10/15/2018	270	140.00	
1504216	1909788	10/15/2018	270	140.00	
1504248	1909810	10/15/2018	270	117.00	
1504211	1909783	10/15/2018	270	76.00	
1504212	1909784	10/15/2018	270	76.00	
1504213	1909785	10/15/2018	270	48.00	
1504185	1909763	10/15/2018	270	31.47	
1504208	1909780	10/15/2018	270	1.44	
1504158	CD ACH Bank Trans	10/15/2018	270		1,089,000.00
1504224	8008067 EFT REV 1	10/15/2018	270		21,113.17
1504236	192701001	10/15/2018	270		0.30
1504238	192701002	10/15/2018	270		17,316,844.34
1504240	192701003	10/15/2018	270		7,747,455.38
1504245	192701006	10/15/2018	270		63,915.33
1504246	192701011	10/15/2018	270		11,871,342.76
1504320	193001015	10/15/2018	270		2,000,000.00
1505033	192701007 AIRS TA	10/16/2018	270	135,962,417.39	
1504967	1909897	10/16/2018	270	13,146,379.18	
1505014	193001004	10/16/2018	270	12,000,000.00	
1505016	192701004	10/16/2018	270	10,150,281.80	
1504980	1909900	10/16/2018	270	650,000.00	
1504979	1909899	10/16/2018	270	622,496.06	
1505035	192701009 AIRS DE	10/16/2018	270	463,123.07	
1504973	1909898	10/16/2018	270	304,210.86	
1505003	1909923	10/16/2018	270	289,296.50	
1504314	CD ACH Bank Trans	10/16/2018	270	250,000.00	
1505044	1909935	10/16/2018	270	231,064.13	
1504332	1909868	10/16/2018	270	130,195.55	
1504331	1909867	10/16/2018	270	91,488.91	
1505004	1909924	10/16/2018	270	79,287.50	
1504333	1909869	10/16/2018	270	73,911.72	
1505037	192701011 AIRS DE	10/16/2018	270	71,694.45	
1504974	1909888	10/16/2018	270	62,584.22	
1504975	1909889	10/16/2018	270	54,690.70	
1504976	1909890	10/16/2018	270	53,856.05	
1504950	1909891	10/16/2018	270	52,192.64	
1504957	1909892	10/16/2018	270	50,700.82	

Run Date: 1/2/2019
 Run Time: 8:52:21AM

Demand Account Activity

Start Date: 7/1/2018 End Date: 12/31/2018

Page: 129
 User: 0

Jnl. Entry	Ref #	Trx. Date	Ledger	Debit Amount	Credit Amount
1504961	1909882	10/16/2018	270	48,592.86	
1504960	1909893	10/16/2018	270	40,415.40	
1504964	1909894	10/16/2018	270	37,441.62	
1505034	192701008 AIRS TA	10/16/2018	270	22,659.07	
1504972	1909887	10/16/2018	270	13,006.12	
1504968	1909895	10/16/2018	270	8,454.98	
1505036	192701010 AIRS DE	10/16/2018	270	4,631.98	
1504992	1909912	10/16/2018	270	3,985.00	
1504970	1909886	10/16/2018	270	3,479.53	
1505019	192701006	10/16/2018	270	3,241.87	
1504990	1909910	10/16/2018	270	2,671.00	
1505006	1909926	10/16/2018	270	2,433.56	
1504965	1909883	10/16/2018	270	1,200.00	
1504991	1909911	10/16/2018	270	740.00	
1504329	1909865	10/16/2018	270	694.05	
1504987	1909907	10/16/2018	270	619.00	
1504969	1909885	10/16/2018	270	607.87	
1504988	1909908	10/16/2018	270	420.00	
1504959	1909881	10/16/2018	270	410.00	
1504958	1909880	10/16/2018	270	232.50	
1504989	1909909	10/16/2018	270	230.00	
1504971	1909896	10/16/2018	270	175.98	
1504986	1909906	10/16/2018	270	100.00	
1504956	1909879	10/16/2018	270	63.75	
1504981	1909903	10/16/2018	270	53.20	
1504984	1909904	10/16/2018	270	53.20	
1504330	1909866	10/16/2018	270	33.95	
1504985	1909905	10/16/2018	270	33.60	
1504966	1909884	10/16/2018	270	28.43	
1505005	1909925	10/16/2018	270	17.16	
1504334	1909878	10/16/2018	270	15.19	
1505038	DFA EFT REV 10/16	10/16/2018	270		12,965.22
1505012	192701001	10/16/2018	270		11,415,510.96
1505013	192701002	10/16/2018	270		31,654,172.18
1505015	192701003	10/16/2018	270		121,000,000.00
1505017	192701005	10/16/2018	270		3,241.87
1505039	192701015	10/16/2018	270		27,000.00
1505084	192701016	10/16/2018	270		11,000,000.00
1505450	192701007 AIRS TA	10/17/2018	270	52,715,504.80	
1505437	193001004	10/17/2018	270	27,000,000.00	
1505466	1910023	10/17/2018	270	14,318,051.33	
1505520	1910072	10/17/2018	270	3,407,943.13	
1505439	192301001	10/17/2018	270	2,000,000.00	
1505469	1910033	10/17/2018	270	1,500,000.00	
1505488	1910045	10/17/2018	270	943,418.11	
1505486	1910044	10/17/2018	270	923,099.00	
1505109	1909998	10/17/2018	270	634,000.00	
1505110	1909999	10/17/2018	270	391,000.00	
1505538	1910093	10/17/2018	270	250,948.71	
1505464	1910021	10/17/2018	270	250,808.61	
1505463	1910031	10/17/2018	270	234,000.00	
1505521	1910073	10/17/2018	270	206,754.62	
1505458	1910017	10/17/2018	270	189,970.00	
1505467	1910032	10/17/2018	270	121,769.31	
1505523	1910074	10/17/2018	270	116,965.81	
1505539	1910094	10/17/2018	270	94,199.82	

Run Date: 1/2/2019
 Run Time: 8:52:21AM

Demand Account Activity

Page: 130
 User: 0

Start Date: 7/1/2018 End Date: 12/31/2018

Jnl. Entry	Ref #	Trx. Date	Ledger	Debit Amount	Credit Amount
1505481	1910040	10/17/2018	270	54,461.30	
1505482	1910041	10/17/2018	270	50,282.11	
1505451	192701008 AIRS TA	10/17/2018	270	43,811.79	
1505484	1910043	10/17/2018	270	42,930.63	
1505541	1910095	10/17/2018	270	41,478.04	
1505105	1909994	10/17/2018	270	34,039.26	
1505483	1910042	10/17/2018	270	32,367.71	
1505503	1910061	10/17/2018	270	29,570.00	
1505453	192701009 AIRS D€	10/17/2018	270	28,736.95	
1505534	1910089	10/17/2018	270	24,360.92	
1505108	1909997	10/17/2018	270	21,183.91	
1505468	1910024	10/17/2018	270	20,934.60	
1505471	1910025	10/17/2018	270	17,367.83	
1505111	1910000	10/17/2018	270	13,800.00	
1505575	1910124	10/17/2018	270	10,537.76	
1505477	1910037	10/17/2018	270	8,643.60	
1505106	1909995	10/17/2018	270	8,414.80	
1505107	1909996	10/17/2018	270	8,100.94	
1505472	1910026	10/17/2018	270	7,500.00	
1505535	1910090	10/17/2018	270	7,116.10	
1505460	1910019	10/17/2018	270	6,511.56	
1505454	192701010 AIRS D€	10/17/2018	270	6,231.30	
1505473	1910027	10/17/2018	270	6,049.97	
1505104	1909993	10/17/2018	270	5,371.63	
1505542	1910096	10/17/2018	270	4,828.34	
1505459	1910018	10/17/2018	270	4,614.33	
1505101	1909990	10/17/2018	270	4,220.00	
1505536	1910091	10/17/2018	270	3,408.79	
1505496	192701005	10/17/2018	270	3,241.87	
1505476	1910028	10/17/2018	270	3,149.00	
1505103	1909992	10/17/2018	270	2,941.75	
1505516	1910069	10/17/2018	270	2,715.00	
1505578	1910127	10/17/2018	270	2,524.26	
1505093	1909988	10/17/2018	270	2,250.00	
1505531	1910086	10/17/2018	270	2,202.50	
1505577	1910126	10/17/2018	270	2,192.70	
1505532	1910087	10/17/2018	270	2,150.00	
1505518	1910071	10/17/2018	270	1,728.00	
1505576	1910125	10/17/2018	270	1,435.00	
1505433	1910029	10/17/2018	270	778.70	
1505512	1910066	10/17/2018	270	702.00	
1505480	1910039	10/17/2018	270	650.25	
1505474	1910035	10/17/2018	270	611.30	
1505514	1910068	10/17/2018	270	510.00	
1505478	1910038	10/17/2018	270	464.42	
1505513	1910067	10/17/2018	270	450.00	
1505530	1910085	10/17/2018	270	200.00	
1505475	1910036	10/17/2018	270	200.00	
1505462	1910020	10/17/2018	270	147.00	
1505517	1910070	10/17/2018	270	140.00	
1505574	1910123	10/17/2018	270	120.03	
1505537	1910092	10/17/2018	270	105.42	
1505102	1909991	10/17/2018	270	100.00	
1505508	1910065	10/17/2018	270	90.00	
1505461	1910030	10/17/2018	270	60.29	
1505543	1910097	10/17/2018	270	57.54	

Run Date: 1/2/2019
 Run Time: 8:52:21AM

Demand Account Activity

Start Date: 7/1/2018 End Date: 12/31/2018

Page: 131
 User: 0

Jnl. Entry	Ref #	Trx. Date	Ledger	Debit Amount	Credit Amount
1505533	1910088	10/17/2018	270	42.00	
1505100	1909989	10/17/2018	270	42.00	
1505504	1910062	10/17/2018	270	30.40	
1505505	1910063	10/17/2018	270	30.40	
1505465	1910022	10/17/2018	270	28.83	
1505507	1910064	10/17/2018	270	19.20	
1505429	DFA EFT REV 10/17	10/17/2018	270		61,360.90
1505528	DSMV E TICKET AC	10/17/2018	270		174.56
1505440	192701001	10/17/2018	270		14,318,051.33
1505441	192701002	10/17/2018	270		5,075,793.38
1505442	192701003	10/17/2018	270		6,230,877.41
1505456	192701004	10/17/2018	270		3,241.87
1505519	192701006	10/17/2018	270		68,000,000.00
1505589	192701000	10/17/2018	270		12,000,000.00
1505629	1910165	10/18/2018	270	61,884,204.97	
1505638	193001004	10/18/2018	270	25,000,000.00	
1505642	192301001	10/18/2018	270	15,000,000.00	
1505653	192701007 AIRS TA	10/18/2018	270	13,504,177.53	
1505594	1910141	10/18/2018	270	13,108,502.90	
1505595	1910142	10/18/2018	270	404,626.02	
1505611	1910166	10/18/2018	270	203,576.24	
1505617	1910170	10/18/2018	270	105,412.00	
1505999	1910242	10/18/2018	270	99,190.43	
1505987	1910237	10/18/2018	270	73,692.70	
1505626	1910171	10/18/2018	270	64,043.00	
1505630	1910167	10/18/2018	270	60,582.71	
1506010	1910252	10/18/2018	270	55,611.38	
1505631	1910168	10/18/2018	270	55,493.90	
1505985	1910236	10/18/2018	270	54,532.19	
1505613	1910169	10/18/2018	270	51,299.33	
1505968	1910209	10/18/2018	270	41,501.04	
1505975	1910215	10/18/2018	270	29,055.54	
1505940	1910190	10/18/2018	270	28,846.67	
1505974	1910214	10/18/2018	270	17,623.42	
1505969	1910210	10/18/2018	270	17,248.66	
1505946	192701006	10/18/2018	270	13,789.54	
1505597	1910143	10/18/2018	270	12,739.00	
1505927	1910187	10/18/2018	270	11,460.85	
1505930	1910184	10/18/2018	270	10,340.00	
1505934	1910188	10/18/2018	270	7,758.44	
1505935	1910186	10/18/2018	270	7,170.00	
1505625	1910163	10/18/2018	270	6,758.34	
1505970	1910211	10/18/2018	270	6,322.49	
1505655	192701009 AIRS DE	10/18/2018	270	5,520.43	
1505621	1910161	10/18/2018	270	5,019.19	
1505627	1910164	10/18/2018	270	3,920.84	
1506005	1910247	10/18/2018	270	3,455.00	
1505952	1910197	10/18/2018	270	2,570.00	
1505958	1910200	10/18/2018	270	2,357.50	
1506001	1910243	10/18/2018	270	2,009.60	
1505972	1910213	10/18/2018	270	1,997.05	
1505610	1910183	10/18/2018	270	1,960.00	
1505977	1910219	10/18/2018	270	1,885.56	
1505961	1910202	10/18/2018	270	1,324.35	
1505932	1910181	10/18/2018	270	1,314.00	
1505654	192701008 AIRS TA	10/18/2018	270	1,116.00	

Run Date: 1/2/2019
 Run Time: 8:52:21AM

Demand Account Activity

Start Date: 7/1/2018 End Date: 12/31/2018

Page: 132
 User: 0

Jnl. Entry	Ref #	Trx. Date	Ledger	Debit Amount	Credit Amount
1505962	1910203	10/18/2018	270	1,082.85	
1505941	1910191	10/18/2018	270	973.70	
1505936	1910182	10/18/2018	270	830.00	
1505933	1910185	10/18/2018	270	600.00	
1506009	1910251	10/18/2018	270	594.99	
1505963	1910204	10/18/2018	270	468.00	
1506004	1910246	10/18/2018	270	350.00	
1505639	192701001	10/18/2018	270	337.00	
1506003	1910245	10/18/2018	270	305.00	
1505964	1910205	10/18/2018	270	245.00	
1505956	1910198	10/18/2018	270	237.00	
1505939	1910189	10/18/2018	270	140.04	
1505965	1910206	10/18/2018	270	140.00	
1505971	1910212	10/18/2018	270	92.62	
1505931	1910180	10/18/2018	270	90.00	
1505624	1910162	10/18/2018	270	86.46	
1505966	1910207	10/18/2018	270	80.00	
1505967	1910208	10/18/2018	270	73.00	
1505957	1910199	10/18/2018	270	62.00	
1505620	1910160	10/18/2018	270	39.24	
1505634	1910177	10/18/2018	270	38.00	
1505928	1910178	10/18/2018	270	38.00	
1505929	1910179	10/18/2018	270	24.00	
1505959	1910201	10/18/2018	270	5.00	
1506002	1910244	10/18/2018	270	4.25	
1505596	CD ACH Bank Trans	10/18/2018	270		2,336,000.00
1505943	DFA EFT REV 10/18	10/18/2018	270		128,177.99
1505640	192701002	10/18/2018	270		20,944,058.58
1505641	192701003	10/18/2018	270		6,376,375.05
1505656	192701004	10/18/2018	270		31,000,000.00
1505945	192701005	10/18/2018	270		13,789.54
1505947	192701011	10/18/2018	270		66,705,116.67
1506021	192701005	10/18/2018	270		2,000,000.00
1506500	192701002	10/19/2018	270	75,000,000.00	
1506448	1910339	10/19/2018	270	22,434,502.71	
1506537	192701007 AIRS TA	10/19/2018	270	12,822,695.13	
1506478	1910367	10/19/2018	270	11,687,459.43	
1506051	1910291	10/19/2018	270	8,875,393.95	
1506503	192701003	10/19/2018	270	4,523,100.00	
1506447	1910338	10/19/2018	270	4,416,659.03	
1506527	193001006	10/19/2018	270	3,000,000.00	
1506449	1910340	10/19/2018	270	1,959,738.37	
1506451	1910341	10/19/2018	270	1,539,831.69	
1506062	1910297	10/19/2018	270	1,200,000.00	
1506499	1910410	10/19/2018	270	577,102.66	
1506064	1910299	10/19/2018	270	450,292.00	
1506063	1910298	10/19/2018	270	313,805.95	
1506453	1910344	10/19/2018	270	215,046.45	
1506425	1910345	10/19/2018	270	168,471.83	
1506538	192701008 AIRS TA	10/19/2018	270	134,879.08	
1506452	1910342	10/19/2018	270	65,354.66	
1506484	1910394	10/19/2018	270	54,361.01	
1506481	1910391	10/19/2018	270	43,496.65	
1506053	1910292	10/19/2018	270	28,533.89	
1506426	1910346	10/19/2018	270	18,810.34	
1506421	1910343	10/19/2018	270	16,364.46	

Run Date: 1/2/2019
 Run Time: 8:52:21AM

Demand Account Activity

Start Date: 7/1/2018 End Date: 12/31/2018

Page: 133
 User: 0

Jnl. Entry	Ref #	Trx. Date	Ledger	Debit Amount	Credit Amount
1506059	1910295	10/19/2018	270	16,317.77	
1506030	1910266	10/19/2018	270	12,376.00	
1506476	1910366	10/19/2018	270	10,928.06	
1506027	1910263	10/19/2018	270	9,351.80	
1506515	1910414	10/19/2018	270	9,180.00	
1506479	1910389	10/19/2018	270	8,084.12	
1506061	1910296	10/19/2018	270	8,023.21	
1506480	1910390	10/19/2018	270	7,129.83	
1506539	192701009 AIRS D€	10/19/2018	270	5,121.66	
1506445	1910336	10/19/2018	270	4,210.00	
1506504	192701004	10/19/2018	270	4,185.42	
1506040	1910276	10/19/2018	270	2,970.00	
1506443	1910334	10/19/2018	270	2,848.00	
1506065	1910300	10/19/2018	270	2,800.00	
1506566	1910432	10/19/2018	270	2,745.20	
1506025	1910261	10/19/2018	270	2,583.40	
1506556	1910408	10/19/2018	270	2,494.12	
1506434	1910325	10/19/2018	270	2,165.00	
1506435	1910326	10/19/2018	270	1,745.00	
1506446	1910337	10/19/2018	270	1,582.13	
1506542	192701010 AIRS D€	10/19/2018	270	1,575.08	
1506430	1910383	10/19/2018	270	1,567.45	
1506506	1910412	10/19/2018	270	1,496.86	
1506039	1910275	10/19/2018	270	1,470.00	
1506465	1910384	10/19/2018	270	1,450.00	
1506571	1910435	10/19/2018	270	1,415.65	
1506565	1910431	10/19/2018	270	1,268.00	
1506482	1910392	10/19/2018	270	1,070.84	
1506032	1910268	10/19/2018	270	1,060.00	
1506067	1910302	10/19/2018	270	990.00	
1506023	1910259	10/19/2018	270	861.14	
1506036	1910272	10/19/2018	270	850.00	
1506467	1910385	10/19/2018	270	810.00	
1506033	1910269	10/19/2018	270	800.00	
1506444	1910335	10/19/2018	270	800.00	
1506471	1910386	10/19/2018	270	780.00	
1506473	1910387	10/19/2018	270	685.00	
1506440	1910331	10/19/2018	270	679.00	
1506477	1910388	10/19/2018	270	633.00	
1506038	1910274	10/19/2018	270	600.00	
1506536	1910376	10/19/2018	270	580.00	
1506441	1910332	10/19/2018	270	540.00	
1506508	1910413	10/19/2018	270	504.84	
1506031	1910267	10/19/2018	270	500.00	
1506029	1910265	10/19/2018	270	465.00	
1506541	1910377	10/19/2018	270	415.00	
1506024	1910260	10/19/2018	270	320.00	
1506544	1910378	10/19/2018	270	285.00	
1506545	1910379	10/19/2018	270	284.50	
1506547	1910380	10/19/2018	270	269.00	
1506037	1910273	10/19/2018	270	250.00	
1506549	1910381	10/19/2018	270	247.00	
1506442	1910333	10/19/2018	270	240.00	
1506057	1910294	10/19/2018	270	225.28	
1506550	1910382	10/19/2018	270	224.00	
1506034	1910270	10/19/2018	270	200.00	

Run Date: 1/2/2019
 Run Time: 8:52:21AM

Demand Account Activity

Start Date: 7/1/2018 End Date: 12/31/2018

Page: 134
 User: 0

Jnl. Entry	Ref #	Trx. Date	Ledger	Debit Amount	Credit Amount
1506035	1910271	10/19/2018	270	200.00	
1506055	1910293	10/19/2018	270	178.50	
1506432	1910323	10/19/2018	270	150.00	
1506439	1910330	10/19/2018	270	120.00	
1506496	1910409	10/19/2018	270	118.44	
1506486	1910368	10/19/2018	270	100.00	
1506522	1910369	10/19/2018	270	90.00	
1506524	1910370	10/19/2018	270	80.00	
1506564	1910430	10/19/2018	270	67.00	
1506483	1910393	10/19/2018	270	65.08	
1506526	1910371	10/19/2018	270	63.19	
1506528	1910372	10/19/2018	270	60.00	
1506530	1910373	10/19/2018	270	58.00	
1506436	1910327	10/19/2018	270	45.60	
1506437	1910328	10/19/2018	270	45.60	
1506433	1910324	10/19/2018	270	42.00	
1506501	1910411	10/19/2018	270	41.16	
1506532	1910374	10/19/2018	270	35.00	
1506438	1910329	10/19/2018	270	28.80	
1506567	1910434	10/19/2018	270	22.89	
1506026	1910262	10/19/2018	270	20.00	
1506028	1910264	10/19/2018	270	20.00	
1506066	1910301	10/19/2018	270	4.25	
1506534	1910375	10/19/2018	270	1.00	
1506017	CD ACH Bank Trans	10/19/2018	270		2,464,000.00
1506475	DFA EFT REV 10/19	10/19/2018	270		20,664.04
1506498	192701001	10/19/2018	270		135,110,283.60
1506505	192701005	10/19/2018	270		4,185.42
1506507	192701006	10/19/2018	270		3,513,990.23
1506509	192701007	10/19/2018	270		8,875,393.95
1506873	193001004	10/22/2018	270	42,000,000.00	
1506900	192701007 AIRS TA	10/22/2018	270	40,626,570.22	
1506573	CD ACH Bank Trans	10/22/2018	270	28,005,934.00	
1506841	1910444	10/22/2018	270	5,076,439.25	
1506895	1910477	10/22/2018	270	3,201,186.69	
1506875	192301001	10/22/2018	270	1,000,000.00	
1506891	1910476	10/22/2018	270	284,440.58	
1506969	1910534	10/22/2018	270	162,506.27	
1506938	1910507	10/22/2018	270	119,131.46	
1506939	1910508	10/22/2018	270	114,611.82	
1506940	1910509	10/22/2018	270	74,134.58	
1506847	1910450	10/22/2018	270	71,135.00	
1506886	1910474	10/22/2018	270	69,431.72	
1506843	1910446	10/22/2018	270	68,364.77	
1506842	1910445	10/22/2018	270	41,383.66	
1506972	1910536	10/22/2018	270	36,739.43	
1506970	1910535	10/22/2018	270	35,000.00	
1506906	1910478	10/22/2018	270	29,940.79	
1506937	1910506	10/22/2018	270	21,035.23	
1506941	1910510	10/22/2018	270	20,697.84	
1506845	1910448	10/22/2018	270	20,347.84	
1506887	1910475	10/22/2018	270	18,566.68	
1506844	1910447	10/22/2018	270	18,461.07	
1506908	1910480	10/22/2018	270	17,960.49	
1506967	1910532	10/22/2018	270	17,926.70	
1506881	192701005	10/22/2018	270	16,416.67	

Run Date: 1/2/2019
 Run Time: 8:52:21AM

Demand Account Activity

Page: 135
 User: 0

Start Date: 7/1/2018 End Date: 12/31/2018

Jnl. Entry	Ref #	Trx. Date	Ledger	Debit Amount	Credit Amount
1506964	1910530	10/22/2018	270	15,011.21	
1506901	192701008 AIRS TA	10/22/2018	270	14,889.67	
1506959	1910526	10/22/2018	270	14,644.65	
1506903	192701010 AIRS DE	10/22/2018	270	11,708.29	
1506904	192701011 AIRS DE	10/22/2018	270	7,770.00	
1506963	1910529	10/22/2018	270	6,154.84	
1506884	1910473	10/22/2018	270	5,889.51	
1506968	1910533	10/22/2018	270	5,665.01	
1506966	1910531	10/22/2018	270	5,059.98	
1506949	1910518	10/22/2018	270	4,508.00	
1506911	1910483	10/22/2018	270	3,975.00	
1506902	192701009 AIRS DE	10/22/2018	270	3,869.71	
1506879	1910471	10/22/2018	270	3,458.13	
1506945	1910514	10/22/2018	270	2,465.00	
1506950	1910519	10/22/2018	270	2,381.92	
1506951	1910520	10/22/2018	270	2,314.50	
1506952	1910521	10/22/2018	270	2,245.20	
1506953	1910522	10/22/2018	270	2,034.00	
1506909	1910481	10/22/2018	270	1,678.00	
1506961	1910528	10/22/2018	270	1,598.38	
1506943	1910512	10/22/2018	270	1,258.00	
1506954	1910523	10/22/2018	270	1,197.00	
1506936	1910505	10/22/2018	270	910.15	
1506955	1910524	10/22/2018	270	884.50	
1506915	1910487	10/22/2018	270	870.00	
1506912	1910484	10/22/2018	270	750.00	
1506846	1910449	10/22/2018	270	539.91	
1506913	1910485	10/22/2018	270	537.00	
1506957	1910525	10/22/2018	270	512.00	
1506944	1910513	10/22/2018	270	503.00	
1506946	1910515	10/22/2018	270	468.53	
1506920	1910492	10/22/2018	270	220.00	
1506960	1910527	10/22/2018	270	165.52	
1506947	1910516	10/22/2018	270	155.00	
1506942	1910511	10/22/2018	270	150.00	
1506910	1910482	10/22/2018	270	140.00	
1506882	1910472	10/22/2018	270	61.07	
1506948	1910517	10/22/2018	270	55.00	
1506914	1910486	10/22/2018	270	50.00	
1506919	1910491	10/22/2018	270	49.00	
1506916	1910488	10/22/2018	270	30.40	
1506917	1910489	10/22/2018	270	30.40	
1506907	1910479	10/22/2018	270	29.72	
1506918	1910490	10/22/2018	270	19.20	
1506572	CD ACH Bank Trans	10/22/2018	270		3,743,000.00
1506854	DFA EFT REV 10-22	10/22/2018	270		28,469.72
1506876	192701001	10/22/2018	270		18,000,000.00
1506877	192701002	10/22/2018	270		26,921,547.03
1506878	192701003	10/22/2018	270		10,078,074.27
1506880	192701004	10/22/2018	270		16,416.67
1506883	192701006	10/22/2018	270		48,953,295.00
1506924	192701015	10/22/2018	270		14,000,000.00
1507273	CD ACH Bank Trans	10/23/2018	270	117,700,000.00	
1507321	192701007 AIRS TA	10/23/2018	270	96,329,898.84	
1507326	193001002	10/23/2018	270	27,000,000.00	
1507375	Back Out Journal Er	10/23/2018	270	7,738,523.67	

Run Date: 1/2/2019
 Run Time: 8:52:21AM

Demand Account Activity

Page: 136
 User: 0

Start Date: 7/1/2018 End Date: 12/31/2018

Jnl. Entry	Ref #	Trx. Date	Ledger	Debit Amount	Credit Amount
1507348	1910599	10/23/2018	270	1,319,420.33	
1507292	1910565	10/23/2018	270	923,700.00	
1507294	1910567	10/23/2018	270	709,182.75	
1507385	1910628	10/23/2018	270	536,723.50	
1507407	1910646	10/23/2018	270	525,127.80	
1507282	1910557	10/23/2018	270	483,310.62	
1507346	1910597	10/23/2018	270	480,176.12	
1507378	1910621	10/23/2018	270	383,565.56	
1507322	192701008 AIRS TA	10/23/2018	270	319,871.97	
1507383	1910626	10/23/2018	270	319,717.00	
1507394	1910637	10/23/2018	270	314,633.68	
1507347	1910598	10/23/2018	270	272,661.71	
1507405	1910645	10/23/2018	270	272,202.67	
1507396	1910638	10/23/2018	270	191,637.21	
1507399	1910640	10/23/2018	270	185,063.69	
1507384	1910627	10/23/2018	270	145,652.50	
1507401	1910641	10/23/2018	270	134,664.65	
1507289	1910562	10/23/2018	270	110,156.44	
1507345	1910596	10/23/2018	270	100,331.05	
1507382	1910625	10/23/2018	270	90,925.00	
1507285	1910558	10/23/2018	270	87,826.99	
1507344	1910595	10/23/2018	270	85,807.39	
1507286	1910559	10/23/2018	270	58,736.37	
1507281	1910556	10/23/2018	270	51,703.85	
1507290	1910563	10/23/2018	270	35,595.56	
1507387	1910630	10/23/2018	270	28,738.74	
1507404	1910643	10/23/2018	270	28,411.35	
1507389	1910632	10/23/2018	270	17,922.48	
1507343	1910594	10/23/2018	270	16,079.67	
1507390	1910633	10/23/2018	270	14,945.36	
1507280	1910555	10/23/2018	270	13,954.72	
1507409	1910648	10/23/2018	270	13,665.27	
1507419	1910668	10/23/2018	270	13,130.00	
1507323	192701009 AIRS D€	10/23/2018	270	11,044.25	
1507386	1910629	10/23/2018	270	8,787.77	
1507420	1910670	10/23/2018	270	8,323.00	
1507287	1910560	10/23/2018	270	7,912.71	
1507408	1910647	10/23/2018	270	5,487.40	
1507291	1910564	10/23/2018	270	5,432.24	
1507293	1910566	10/23/2018	270	5,369.20	
1507393	1910636	10/23/2018	270	5,201.43	
1507392	1910635	10/23/2018	270	4,771.66	
1507327	1910585	10/23/2018	270	3,710.00	
1507330	1910587	10/23/2018	270	3,455.00	
1507380	1910623	10/23/2018	270	3,314.54	
1507416	1910665	10/23/2018	270	3,130.00	
1507381	1910624	10/23/2018	270	2,798.25	
1507324	192701010 AIRS D€	10/23/2018	270	1,987.11	
1507397	1910639	10/23/2018	270	1,686.89	
1507388	1910631	10/23/2018	270	1,553.86	
1507310	192701002	10/23/2018	270	1,237.00	
1507341	1910593	10/23/2018	270	934.53	
1507379	1910622	10/23/2018	270	831.68	
1507332	1910588	10/23/2018	270	640.00	
1507339	1910591	10/23/2018	270	460.00	
1507334	1910589	10/23/2018	270	319.00	

Run Date: 1/2/2019
 Run Time: 8:52:21AM

Demand Account Activity

Start Date: 7/1/2018 End Date: 12/31/2018

Page: 137
 User: 0

Jnl. Entry	Ref #	Trx. Date	Ledger	Debit Amount	Credit Amount
1507329	1910586	10/23/2018	270	300.00	
1507377	1910669	10/23/2018	270	300.00	
1507288	1910561	10/23/2018	270	115.18	
1507411	1910649	10/23/2018	270	100.00	
1507402	1910642	10/23/2018	270	85.17	
1507337	1910590	10/23/2018	270	60.00	
1507340	1910592	10/23/2018	270	21.84	
1507391	1910634	10/23/2018	270	1.00	
1507272	CD ACH Bank Trans	10/23/2018	270		4,111,000.00
1507342	DFA EFT REV 10/23	10/23/2018	270		29,231.23
1507309	192701001	10/23/2018	270		7,738,523.67
1507331	192701002	10/23/2018	270		202,000,000.00
1507333	192701003	10/23/2018	270		7,738,523.67
1507336	192701004	10/23/2018	270		0.02
1507406	Correct Journal Entr	10/23/2018	270		17,482,945.93
1507421	192701005	10/23/2018	270		18,000,000.00
1507451	192701007 AIRS TA	10/24/2018	270	59,436,648.95	
1507459	193001003	10/24/2018	270	28,000,000.00	
1507469	1910688	10/24/2018	270	9,695,591.66	
1507770	1910700	10/24/2018	270	1,064,202.44	
1507432	CD ACH Bank Trans	10/24/2018	270	1,000,000.00	
1507458	192301001	10/24/2018	270	1,000,000.00	
1507782	1910701	10/24/2018	270	778,918.61	
1507784	1910702	10/24/2018	270	694,698.05	
1507783	1910728	10/24/2018	270	420,161.86	
1507468	1910687	10/24/2018	270	395,163.20	
1507819	1910749	10/24/2018	270	251,812.28	
1507821	1910751	10/24/2018	270	208,640.89	
1507467	1910686	10/24/2018	270	199,340.00	
1507831	1910761	10/24/2018	270	190,000.00	
1507768	1910699	10/24/2018	270	174,967.26	
1507711	1910697	10/24/2018	270	50,426.99	
1507822	1910752	10/24/2018	270	49,038.75	
1507714	1910698	10/24/2018	270	41,133.94	
1507452	192701008 AIRS TA	10/24/2018	270	40,632.82	
1507470	1910689	10/24/2018	270	30,611.72	
1507472	1910691	10/24/2018	270	20,863.87	
1507780	1910726	10/24/2018	270	16,942.60	
1507816	1910747	10/24/2018	270	10,608.22	
1507781	1910727	10/24/2018	270	9,915.32	
1507474	1910693	10/24/2018	270	9,573.88	
1507477	1910694	10/24/2018	270	5,343.18	
1507818	1910748	10/24/2018	270	5,279.06	
1507454	192701010 AIRS DE	10/24/2018	270	5,259.18	
1507824	1910754	10/24/2018	270	3,987.50	
1507478	1910695	10/24/2018	270	3,791.35	
1507473	1910692	10/24/2018	270	3,774.77	
1507777	1910723	10/24/2018	270	3,130.00	
1507829	1910759	10/24/2018	270	3,031.20	
1507820	1910750	10/24/2018	270	2,176.75	
1507825	1910755	10/24/2018	270	2,120.00	
1507779	1910725	10/24/2018	270	2,109.00	
1507480	1910696	10/24/2018	270	1,600.00	
1507826	1910756	10/24/2018	270	1,547.50	
1507788	1910705	10/24/2018	270	1,500.00	
1507457	192701003	10/24/2018	270	1,436.00	

Run Date: 1/2/2019
 Run Time: 8:52:21AM

Demand Account Activity

Page: 138
 User: 0

Start Date: 7/1/2018 End Date: 12/31/2018

Jnl. Entry	Ref #	Trx. Date	Ledger	Debit Amount	Credit Amount
1507712	1910714	10/24/2018	270	1,380.00	
1507453	192701009 AIRS D€	10/24/2018	270	1,243.01	
1507774	1910720	10/24/2018	270	1,167.00	
1507787	1910704	10/24/2018	270	1,100.00	
1507775	1910721	10/24/2018	270	610.00	
1507776	1910722	10/24/2018	270	590.00	
1507471	1910690	10/24/2018	270	526.08	
1507836	Back Out Journal Er	10/24/2018	270	500.00	
1507838	Correct Journal Entr	10/24/2018	270	500.00	
1507476	1910709	10/24/2018	270	375.00	
1507789	1910706	10/24/2018	270	300.00	
1507479	1910710	10/24/2018	270	225.00	
1507827	1910757	10/24/2018	270	196.00	
1507778	1910724	10/24/2018	270	170.00	
1507828	1910758	10/24/2018	270	150.00	
1507441	1910708	10/24/2018	270	150.00	
1507693	1910711	10/24/2018	270	150.00	
1507790	1910707	10/24/2018	270	150.00	
1507773	1910719	10/24/2018	270	110.00	
1507696	1910713	10/24/2018	270	85.00	
1507695	1910712	10/24/2018	270	75.00	
1507823	1910753	10/24/2018	270	62.00	
1507786	1910703	10/24/2018	270	50.00	
1507830	1910760	10/24/2018	270	46.22	
1507769	1910717	10/24/2018	270	38.00	
1507771	1910718	10/24/2018	270	38.00	
1507767	1910716	10/24/2018	270	24.00	
1507713	1910715	10/24/2018	270	12.75	
1507431	CD ACH Bank Trans	10/24/2018	270		17,591,000.00
1507694	DFA EFT REV 10/24	10/24/2018	270		29,134.95
1507455	192701001	10/24/2018	270		8,144,441.68
1507456	192701002	10/24/2018	270		9,695,591.66
1507460	192701004	10/24/2018	270		28,000,000.00
1507461	192701005	10/24/2018	270		500.00
1507475	192701007	10/24/2018	270		33,399,112.27
1507807	192701008	10/24/2018	270		7,000,000.00
1507839	Back Out Journal Er	10/24/2018	270		500.00
1508969	1910936	10/25/2018	270	71,210,802.40	
1508802	192701007 AIRS TA	10/25/2018	270	33,910,863.21	
1508812	193001004	10/25/2018	270	20,000,000.00	
1508811	192301001	10/25/2018	270	14,000,000.00	
1508966	1910919	10/25/2018	270	8,408,975.22	
1508787	CD ACH Bank Trans	10/25/2018	270	7,000,000.00	
1508864	193981002	10/25/2018	270	3,166,266.84	
1508980	1910937	10/25/2018	270	2,515,459.97	
1508983	1910940	10/25/2018	270	821,692.91	
1508839	1910833	10/25/2018	270	692,405.00	
1508849	1910822	10/25/2018	270	617,263.66	
1508979	1910935	10/25/2018	270	605,103.26	
1508981	1910938	10/25/2018	270	546,119.71	
1508851	1910824	10/25/2018	270	379,595.41	
1508975	1910931	10/25/2018	270	347,689.89	
1508876	193981005	10/25/2018	270	226,799.59	
1508994	1910947	10/25/2018	270	219,881.11	
1508992	1910945	10/25/2018	270	207,932.85	
1508950	1910904	10/25/2018	270	176,553.62	

Run Date: 1/2/2019
 Run Time: 8:52:21AM

Demand Account Activity

Start Date: 7/1/2018 End Date: 12/31/2018

Page: 139
 User: 0

Jnl. Entry	Ref #	Trx. Date	Ledger	Debit Amount	Credit Amount
1508982	1910939	10/25/2018	270	166,376.10	
1508840	1910814	10/25/2018	270	121,783.03	
1508842	1910815	10/25/2018	270	119,561.21	
1508866	1910849	10/25/2018	270	103,495.69	
1508843	1910816	10/25/2018	270	77,160.14	
1508952	1910906	10/25/2018	270	58,410.96	
1508804	192701008 AIRS TA	10/25/2018	270	54,302.26	
1508938	1910892	10/25/2018	270	43,573.00	
1508949	1910903	10/25/2018	270	39,554.71	
1508993	1910946	10/25/2018	270	38,380.19	
1508844	1910817	10/25/2018	270	30,875.28	
1508845	1910818	10/25/2018	270	26,142.77	
1508846	1910819	10/25/2018	270	25,534.79	
1508941	1910895	10/25/2018	270	20,008.00	
1508847	1910820	10/25/2018	270	19,962.74	
1508944	1910898	10/25/2018	270	19,923.31	
1508878	1910890	10/25/2018	270	18,403.21	
1508865	1910848	10/25/2018	270	18,207.95	
1508943	1910897	10/25/2018	270	16,040.00	
1508890	1910842	10/25/2018	270	15,284.86	
1508863	1910847	10/25/2018	270	14,905.73	
1508889	1910841	10/25/2018	270	14,624.44	
1508978	1910934	10/25/2018	270	13,693.00	
1508976	1910932	10/25/2018	270	12,569.39	
1508942	1910896	10/25/2018	270	8,632.00	
1508837	1910812	10/25/2018	270	8,561.34	
1508957	1910910	10/25/2018	270	7,530.00	
1508990	1910943	10/25/2018	270	7,384.34	
1508977	1910933	10/25/2018	270	6,852.08	
1508806	192701010 AIRS DE	10/25/2018	270	6,722.35	
1508868	1910850	10/25/2018	270	5,960.00	
1508991	1910944	10/25/2018	270	5,926.86	
1508955	1910908	10/25/2018	270	5,538.00	
1508984	1910942	10/25/2018	270	5,413.35	
1508945	1910899	10/25/2018	270	5,117.00	
1508883	1910836	10/25/2018	270	4,960.21	
1508884	1910837	10/25/2018	270	4,960.19	
1508856	1910829	10/25/2018	270	4,592.00	
1508857	1910830	10/25/2018	270	4,531.30	
1508805	192701009 AIRS DE	10/25/2018	270	4,480.09	
1508946	1910900	10/25/2018	270	4,305.00	
1508885	1910838	10/25/2018	270	4,111.84	
1508841	193981001	10/25/2018	270	3,720.62	
1508809	192701001	10/25/2018	270	3,652.14	
1508854	1910827	10/25/2018	270	3,430.00	
1508860	1910845	10/25/2018	270	2,993.07	
1508835	1910832	10/25/2018	270	2,905.71	
1508939	1910893	10/25/2018	270	2,544.00	
1508871	1910852	10/25/2018	270	2,270.00	
1508838	1910813	10/25/2018	270	2,214.85	
1508852	1910825	10/25/2018	270	2,101.05	
1508887	1910839	10/25/2018	270	2,050.61	
1508888	1910840	10/25/2018	270	1,709.64	
1508880	1910834	10/25/2018	270	1,693.61	
1508948	1910902	10/25/2018	270	1,481.22	
1508953	1910907	10/25/2018	270	1,470.00	

Run Date: 1/2/2019
 Run Time: 8:52:21AM

Demand Account Activity

Start Date: 7/1/2018 End Date: 12/31/2018

Page: 140
 User: 0

Jnl. Entry	Ref #	Trx. Date	Ledger	Debit Amount	Credit Amount
1508832	1910808	10/25/2018	270	1,442.09	
1508958	1910911	10/25/2018	270	1,380.00	
1508869	1910851	10/25/2018	270	1,372.50	
1508947	1910901	10/25/2018	270	1,227.34	
1508951	1910905	10/25/2018	270	950.00	
1508850	1910823	10/25/2018	270	735.30	
1508959	1910912	10/25/2018	270	664.00	
1508964	1910917	10/25/2018	270	600.00	
1508833	1910809	10/25/2018	270	570.00	
1508834	1910810	10/25/2018	270	475.00	
1508956	1910909	10/25/2018	270	440.00	
1508836	1910811	10/25/2018	270	436.00	
1508826	1910802	10/25/2018	270	435.38	
1508827	1910803	10/25/2018	270	385.00	
1508858	1910843	10/25/2018	270	300.00	
1508965	1910918	10/25/2018	270	300.00	
1508828	1910804	10/25/2018	270	294.00	
1508829	1910805	10/25/2018	270	274.00	
1508830	1910806	10/25/2018	270	264.00	
1508882	1910835	10/25/2018	270	249.90	
1508831	1910807	10/25/2018	270	220.00	
1508853	1910826	10/25/2018	270	210.00	
1508823	1910799	10/25/2018	270	198.42	
1508875	1910854	10/25/2018	270	152.00	
1508873	1910853	10/25/2018	270	150.00	
1508960	1910913	10/25/2018	270	130.00	
1508861	1910846	10/25/2018	270	123.79	
1508824	1910800	10/25/2018	270	104.00	
1508825	1910801	10/25/2018	270	95.00	
1508816	1910794	10/25/2018	270	87.50	
1508818	1910795	10/25/2018	270	85.00	
1508859	1910844	10/25/2018	270	75.00	
1508822	1910798	10/25/2018	270	65.00	
1508855	1910828	10/25/2018	270	50.00	
1508848	1910821	10/25/2018	270	45.80	
1508995	1910948	10/25/2018	270	42.75	
1508821	1910797	10/25/2018	270	40.00	
1508961	1910914	10/25/2018	270	30.40	
1508962	1910915	10/25/2018	270	30.40	
1508940	1910894	10/25/2018	270	29.75	
1508820	1910796	10/25/2018	270	25.00	
1508963	1910916	10/25/2018	270	19.20	
1508786	CD ACH Bank Trans	10/25/2018	270		2,000,000.00
1508927	8008088 EFT REV 1	10/25/2018	270		79,443.81
1508817	192701002	10/25/2018	270		16,500,000.00
1508862	192701004	10/25/2018	270		3,720.62
1508988	192701005	10/25/2018	270		136,295,999.26
1508921	192701008	10/25/2018	270		6,000,000.00
1508972	192701009	10/25/2018	270		4,819,292.46
1509075	192701003	10/26/2018	270	150,000,000.00	
1509046	192701007 AIRS TA	10/26/2018	270	36,312,177.99	
1509068	194701001	10/26/2018	270	26,000,000.00	
1509073	193981004	10/26/2018	270	23,700,000.00	
1509063	193001005	10/26/2018	270	14,000,000.00	
1509018	1910967	10/26/2018	270	2,772,249.12	
1509025	1910971	10/26/2018	270	1,937,204.59	

Run Date: 1/2/2019
 Run Time: 8:52:21AM

Demand Account Activity

Start Date: 7/1/2018 End Date: 12/31/2018

Page: 141
 User: 0

Jnl. Entry	Ref #	Trx. Date	Ledger	Debit Amount	Credit Amount
1509064	1910993	10/26/2018	270	1,562,947.83	
1509499	1911075	10/26/2018	270	956,842.00	
1509022	1910970	10/26/2018	270	762,016.64	
1509081	1911001	10/26/2018	270	597,344.00	
1509079	1911000	10/26/2018	270	440,000.16	
1509515	1911087	10/26/2018	270	299,219.25	
1509021	1910969	10/26/2018	270	220,611.00	
1509050	1910987	10/26/2018	270	189,626.18	
1509072	1910996	10/26/2018	270	128,154.60	
1509057	1910990	10/26/2018	270	104,435.05	
1509074	1910997	10/26/2018	270	103,396.49	
1509055	1910988	10/26/2018	270	103,237.52	
1509020	1910968	10/26/2018	270	86,023.27	
1509060	1910991	10/26/2018	270	85,445.91	
1509062	1910992	10/26/2018	270	69,573.00	
1509051	192701008 AIRS TA	10/26/2018	270	63,581.60	
1509043	1910982	10/26/2018	270	43,834.55	
1509045	1910983	10/26/2018	270	41,970.72	
1509047	1910984	10/26/2018	270	41,038.20	
1509514	1911086	10/26/2018	270	39,303.50	
1509048	1910985	10/26/2018	270	36,826.54	
1509026	1910972	10/26/2018	270	15,195.08	
1509052	192701009 AIRS DE	10/26/2018	270	10,485.48	
1509049	1910986	10/26/2018	270	9,124.24	
1509071	193981003	10/26/2018	270	7,959.94	
1509076	1910998	10/26/2018	270	7,314.03	
1509513	1911085	10/26/2018	270	6,902.27	
1509034	1910977	10/26/2018	270	5,683.99	
1509041	1910981	10/26/2018	270	5,580.14	
1509058	1910989	10/26/2018	270	4,799.83	
1509078	1910999	10/26/2018	270	3,479.34	
1509471	1911046	10/26/2018	270	3,240.00	
1509028	1910973	10/26/2018	270	3,212.74	
1509067	193981002	10/26/2018	270	3,000.86	
1509516	1911088	10/26/2018	270	2,870.00	
1509483	1911058	10/26/2018	270	2,090.00	
1509481	1911056	10/26/2018	270	2,085.00	
1509473	1911048	10/26/2018	270	2,009.00	
1509035	1910978	10/26/2018	270	1,923.48	
1509485	1911060	10/26/2018	270	1,755.70	
1509494	1911069	10/26/2018	270	1,450.00	
1509492	1911067	10/26/2018	270	1,318.09	
1509512	1911084	10/26/2018	270	1,138.00	
1509477	1911052	10/26/2018	270	990.00	
1509069	1910994	10/26/2018	270	840.00	
1509490	1911065	10/26/2018	270	830.00	
1509491	1911066	10/26/2018	270	732.68	
1509497	1911072	10/26/2018	270	718.71	
1509070	1910995	10/26/2018	270	663.60	
1509469	1911044	10/26/2018	270	625.00	
1509472	1911047	10/26/2018	270	600.00	
1509031	1910975	10/26/2018	270	538.74	
1509487	1911062	10/26/2018	270	530.00	
1509498	1911073	10/26/2018	270	500.00	
1509466	1911041	10/26/2018	270	450.00	
1509475	1911050	10/26/2018	270	443.00	

Run Date: 1/2/2019
 Run Time: 8:52:21AM

Demand Account Activity

Start Date: 7/1/2018 End Date: 12/31/2018

Page: 142
 User: 0

Jnl. Entry	Ref #	Trx. Date	Ledger	Debit Amount	Credit Amount
1509468	1911043	10/26/2018	270	425.00	
1509489	1911064	10/26/2018	270	340.82	
1509032	1910976	10/26/2018	270	250.00	
1509470	1911045	10/26/2018	270	250.00	
1509030	1910974	10/26/2018	270	226.44	
1509467	1911042	10/26/2018	270	210.00	
1509486	1911061	10/26/2018	270	190.00	
1509039	1910980	10/26/2018	270	189.28	
1509474	1911049	10/26/2018	270	170.00	
1509484	1911059	10/26/2018	270	150.00	
1509495	1911070	10/26/2018	270	110.00	
1509478	1911053	10/26/2018	270	45.60	
1509479	1911054	10/26/2018	270	45.60	
1509482	1911057	10/26/2018	270	42.00	
1509038	1910979	10/26/2018	270	40.00	
1509476	1911051	10/26/2018	270	40.00	
1509480	1911055	10/26/2018	270	28.80	
1509053	192701010 AIRS DE	10/26/2018	270	28.72	
1509493	1911068	10/26/2018	270	26.25	
1509517	1911089	10/26/2018	270	25.00	
1509496	1911071	10/26/2018	270	12.75	
1509488	1911063	10/26/2018	270	2.56	
1509027	192701001	10/26/2018	270	0.20	
1508999	CD ACH Bank Trans	10/26/2018	270		51,417,000.00
1509077	DFA EFT REV 10/26	10/26/2018	270		164,358.09
1509059	192701002	10/26/2018	270		5,722,117.52
1509080	192701004	10/26/2018	270		7,959.94
1509434	192701005	10/26/2018	270		198,845,651.89
1509520	192701006	10/26/2018	270		5,000,000.00
1509904	192701009EFT AIRS	10/29/2018	270	29,143,888.96	
1509895	192701002	10/29/2018	270	11,000,000.00	
1509846	CD ACH Bank Trans	10/29/2018	270	4,629,661.00	
1509800	1911112	10/29/2018	270	2,001,624.17	
1509796	1911118	10/29/2018	270	197,360.94	
1509892	1911202	10/29/2018	270	177,106.00	
1509808	1911111	10/29/2018	270	109,599.36	
1509873	1911185	10/29/2018	270	104,739.30	
1509522	1911110	10/29/2018	270	89,923.31	
1509840	1911117	10/29/2018	270	73,239.94	
1509803	1911123	10/29/2018	270	50,000.00	
1509798	1911119	10/29/2018	270	37,126.89	
1509811	1911130	10/29/2018	270	33,381.00	
1509810	1911129	10/29/2018	270	33,168.79	
1509809	1911128	10/29/2018	270	32,062.55	
1509879	1911191	10/29/2018	270	31,454.72	
1509850	1911170	10/29/2018	270	21,936.00	
1509872	1911184	10/29/2018	270	19,062.18	
1509806	1911126	10/29/2018	270	17,383.55	
1509880	1911192	10/29/2018	270	12,372.00	
1509814	1911132	10/29/2018	270	11,867.92	
1509905	192701010CC AIRS	10/29/2018	270	10,643.19	
1509896	192701004	10/29/2018	270	6,285.56	
1509835	1911115	10/29/2018	270	5,855.74	
1509906	192701011IFTA CC	10/29/2018	270	5,538.42	
1509813	1911131	10/29/2018	270	4,080.07	
1509893	192701001	10/29/2018	270	3,413.44	

Run Date: 1/2/2019
 Run Time: 8:52:21AM

Demand Account Activity

Start Date: 7/1/2018 End Date: 12/31/2018

Page: 143
 User: 0

Jnl. Entry	Ref #	Trx. Date	Ledger	Debit Amount	Credit Amount
1509885	192701012IRPCC A	10/29/2018	270	3,393.67	
1509807	1911127	10/29/2018	270	3,392.90	
1509801	1911121	10/29/2018	270	3,377.08	
1509881	1911193	10/29/2018	270	2,754.26	
1509851	1911159	10/29/2018	270	2,565.00	
1509891	1911201	10/29/2018	270	2,539.58	
1509823	1911137	10/29/2018	270	2,298.50	
1509822	1911136	10/29/2018	270	2,189.00	
1509804	1911124	10/29/2018	270	1,662.86	
1509884	1911196	10/29/2018	270	1,625.00	
1509838	1911116	10/29/2018	270	1,606.23	
1509853	1911161	10/29/2018	270	1,474.00	
1509863	1911174	10/29/2018	270	1,357.50	
1509862	1911173	10/29/2018	270	1,340.00	
1509820	1911135	10/29/2018	270	1,220.00	
1509799	1911120	10/29/2018	270	1,156.39	
1509819	1911134	10/29/2018	270	1,138.00	
1509817	1911133	10/29/2018	270	900.00	
1509868	1911200	10/29/2018	270	843.90	
1509883	1911195	10/29/2018	270	779.00	
1509805	1911125	10/29/2018	270	587.85	
1509855	1911163	10/29/2018	270	558.60	
1509852	1911160	10/29/2018	270	480.00	
1509882	1911194	10/29/2018	270	444.21	
1509860	1911171	10/29/2018	270	410.00	
1509856	1911164	10/29/2018	270	390.00	
1509857	1911165	10/29/2018	270	357.00	
1509828	1911142	10/29/2018	270	305.00	
1509878	1911190	10/29/2018	270	300.00	
1509827	1911141	10/29/2018	270	280.00	
1509826	1911140	10/29/2018	270	253.00	
1509825	1911139	10/29/2018	270	210.00	
1509830	1911113	10/29/2018	270	189.55	
1509824	1911138	10/29/2018	270	175.00	
1509836	1911147	10/29/2018	270	170.00	
1509834	1911146	10/29/2018	270	160.00	
1509861	1911172	10/29/2018	270	150.00	
1509832	1911145	10/29/2018	270	135.00	
1509874	1911186	10/29/2018	270	130.00	
1509802	1911122	10/29/2018	270	126.00	
1509871	1911183	10/29/2018	270	123.25	
1509854	1911162	10/29/2018	270	120.00	
1509831	1911144	10/29/2018	270	77.46	
1509875	1911187	10/29/2018	270	75.00	
1509858	1911166	10/29/2018	270	70.00	
1509876	1911188	10/29/2018	270	50.38	
1509829	1911143	10/29/2018	270	50.00	
1509833	1911114	10/29/2018	270	44.40	
1509789	1911167	10/29/2018	270	30.40	
1509847	1911168	10/29/2018	270	30.40	
1509837	1911148	10/29/2018	270	20.00	
1509848	1911169	10/29/2018	270	19.20	
1509877	1911189	10/29/2018	270	4.25	
1509845	CD ACH Bank Trans	10/29/2018	270		6,259,000.00
1509866	8008092 EFT REV 1	10/29/2018	270		68,116.19
1509897	192701005	10/29/2018	270		6,285.56

Run Date: 1/2/2019
 Run Time: 8:52:21AM

Demand Account Activity

Start Date: 7/1/2018 End Date: 12/31/2018

Page: 144
 User: 0

Jnl. Entry	Ref #	Trx. Date	Ledger	Debit Amount	Credit Amount
1509900	192701008	10/29/2018	270		10,919,215.53
1509903	192701013	10/29/2018	270		19,860,868.88
1509911	192701014	10/29/2018	270		11,000,000.00
1510282	192701009	10/30/2018	270	92,039,319.28	
1510197	192701005	10/30/2018	270	36,000,000.00	
1510302	192701013	10/30/2018	270	36,000,000.00	
1510206	192701008	10/30/2018	270	17,890,000.00	
1510225	192701001EFT AIRS	10/30/2018	270	5,348,773.47	
1510370	Back Out Journal Er	10/30/2018	270	3,000,000.00	
1510254	1911349	10/30/2018	270	1,414,532.78	
1510259	192701026	10/30/2018	270	1,033,713.95	
1510260	1911264	10/30/2018	270	982,321.26	
1510258	1911248	10/30/2018	270	716,311.50	
1510265	1911253	10/30/2018	270	315,735.09	
1510364	1911342	10/30/2018	270	281,548.50	
1510264	1911252	10/30/2018	270	214,383.27	
1510366	1911343	10/30/2018	270	200,385.00	
1510374	1911348	10/30/2018	270	110,784.70	
1510351	1911323	10/30/2018	270	99,305.20	
1510266	1911254	10/30/2018	270	86,595.11	
1510261	1911249	10/30/2018	270	71,587.50	
1510306	1911286	10/30/2018	270	62,823.29	
1510263	1911251	10/30/2018	270	62,200.04	
1510226	192701002CCAIRS	10/30/2018	270	49,921.34	
1510307	1911287	10/30/2018	270	39,608.00	
1510327	1911303	10/30/2018	270	31,368.03	
1510271	1911259	10/30/2018	270	29,664.13	
1510272	1911260	10/30/2018	270	23,647.13	
1510273	1911261	10/30/2018	270	19,491.43	
1510365	1911350	10/30/2018	270	19,050.00	
1510356	1911347	10/30/2018	270	17,658.18	
1510338	1911313	10/30/2018	270	15,631.80	
1510256	192701025	10/30/2018	270	12,318.75	
1510227	192701003IFTA CC/	10/30/2018	270	11,240.89	
1510228	192701004IRPCC	10/30/2018	270	9,583.80	
1510367	1911344	10/30/2018	270	9,265.00	
1510368	1911351	10/30/2018	270	7,448.30	
1510359	1911337	10/30/2018	270	4,663.75	
1510331	1911305	10/30/2018	270	3,800.00	
1510262	1911250	10/30/2018	270	3,620.59	
1510204	192701006	10/30/2018	270	3,609.58	
1510270	1911258	10/30/2018	270	3,432.52	
1510363	1911341	10/30/2018	270	3,415.00	
1510268	1911256	10/30/2018	270	3,411.77	
1510315	1911293	10/30/2018	270	2,955.00	
1510269	1911257	10/30/2018	270	2,823.61	
1510309	1911289	10/30/2018	270	2,625.00	
1510357	1911336	10/30/2018	270	2,497.00	
1510329	1911304	10/30/2018	270	2,031.78	
1510317	1911295	10/30/2018	270	1,905.00	
1510312	1911291	10/30/2018	270	1,510.00	
1510369	1911345	10/30/2018	270	1,306.65	
1510267	1911255	10/30/2018	270	1,153.77	
1510319	1911297	10/30/2018	270	906.50	
1510280	1911269	10/30/2018	270	900.00	
1510361	1911339	10/30/2018	270	590.00	

Run Date: 1/2/2019
 Run Time: 8:52:21AM

Demand Account Activity

Start Date: 7/1/2018 End Date: 12/31/2018

Page: 145
 User: 0

Jnl. Entry	Ref #	Trx. Date	Ledger	Debit Amount	Credit Amount
1510275	1911263	10/30/2018	270	588.81	
1510316	1911294	10/30/2018	270	540.00	
1510277	1911266	10/30/2018	270	505.00	
1510321	1911299	10/30/2018	270	420.00	
1510362	1911340	10/30/2018	270	420.00	
1510276	1911265	10/30/2018	270	396.35	
1510337	1911312	10/30/2018	270	385.89	
1510360	1911338	10/30/2018	270	380.00	
1510314	1911292	10/30/2018	270	261.20	
1510274	1911262	10/30/2018	270	178.50	
1510318	1911296	10/30/2018	270	150.00	
1510308	1911288	10/30/2018	270	100.00	
1510278	1911267	10/30/2018	270	90.00	
1510320	1911298	10/30/2018	270	60.00	
1510279	1911268	10/30/2018	270	38.25	
1510322	1911300	10/30/2018	270	38.00	
1510323	1911301	10/30/2018	270	38.00	
1510336	1911311	10/30/2018	270	35.41	
1510311	1911290	10/30/2018	270	35.00	
1510325	1911302	10/30/2018	270	24.00	
1510371	1911346	10/30/2018	270	15.31	
1510211	8008095 eft rev 10/3	10/30/2018	270		16,092.32
1510205	192701007	10/30/2018	270		4,163,000.00
1510208	192701008	10/30/2018	270		172,630,491.01
1510238	192701012	10/30/2018	270		11,775,099.65
1510241	192701020	10/30/2018	270		12,318.75
1510341	192701025	10/30/2018	270		3,000,000.00
1510372	Correct Journal Entr	10/30/2018	270		4,000,000.00
1510710	192701005	10/31/2018	270	27,000,000.00	
1510708	192701004	10/31/2018	270	24,000,000.00	
1510688	192701001EFT AIR	10/31/2018	270	5,546,698.96	
1510712	192701007	10/31/2018	270	1,000,000.00	
1510709	1911427	10/31/2018	270	955,333.00	
1510703	1911426	10/31/2018	270	401,036.47	
1510722	1911434	10/31/2018	270	201,213.00	
1510653	1911378	10/31/2018	270	167,777.73	
1510664	1911389	10/31/2018	270	150,000.00	
1510721	1911433	10/31/2018	270	102,258.00	
1510674	1911397	10/31/2018	270	94,981.47	
1510663	1911388	10/31/2018	270	76,938.59	
1510668	1911393	10/31/2018	270	60,277.21	
1510654	1911379	10/31/2018	270	46,380.36	
1510655	1911380	10/31/2018	270	43,364.26	
1510652	1911377	10/31/2018	270	37,735.94	
1510656	1911381	10/31/2018	270	35,456.72	
1510667	1911392	10/31/2018	270	27,262.03	
1510700	1911425	10/31/2018	270	24,889.87	
1510690	192701002IFTA AIR	10/31/2018	270	23,992.70	
1510666	1911391	10/31/2018	270	16,797.10	
1510658	1911382	10/31/2018	270	14,635.16	
1510659	1911383	10/31/2018	270	10,813.22	
1510714	1911428	10/31/2018	270	9,182.54	
1510672	1911396	10/31/2018	270	8,357.48	
1510755	1911463	10/31/2018	270	7,842.64	
1510676	1911399	10/31/2018	270	7,574.00	
1510662	1911387	10/31/2018	270	7,452.97	

Run Date: 1/2/2019
 Run Time: 8:52:21AM

Demand Account Activity

Start Date: 7/1/2018 End Date: 12/31/2018

Page: 146
 User: 0

Jnl. Entry	Ref #	Trx. Date	Ledger	Debit Amount	Credit Amount
1510661	1911386	10/31/2018	270	6,849.36	
1510754	1911454	10/31/2018	270	5,900.00	
1510665	1911390	10/31/2018	270	5,484.69	
1510678	1911411	10/31/2018	270	5,146.50	
1510744	1911453	10/31/2018	270	3,894.56	
1510670	1911395	10/31/2018	270	3,653.45	
1510669	1911394	10/31/2018	270	3,448.48	
1510657	1911385	10/31/2018	270	2,512.42	
1510735	1911445	10/31/2018	270	2,350.00	
1510660	1911384	10/31/2018	270	2,245.08	
1510716	1911429	10/31/2018	270	2,145.00	
1510733	1911443	10/31/2018	270	1,397.00	
1510719	1911431	10/31/2018	270	1,102.50	
1510739	1911449	10/31/2018	270	990.00	
1510675	1911398	10/31/2018	270	843.90	
1510756	1911455	10/31/2018	270	600.00	
1510736	1911446	10/31/2018	270	440.00	
1510757	1911456	10/31/2018	270	410.47	
1510737	1911447	10/31/2018	270	323.50	
1510734	1911444	10/31/2018	270	110.00	
1510718	1911430	10/31/2018	270	55.00	
1510720	1911432	10/31/2018	270	50.00	
1510738	1911448	10/31/2018	270	40.00	
1510740	1911450	10/31/2018	270	15.20	
1510741	1911451	10/31/2018	270	15.20	
1510742	1911452	10/31/2018	270	9.60	
1510677	1911400	10/31/2018	270	4.25	
1510651	CD ACH Bank Trans	10/31/2018	270		35,213,102.00
1510707	192701003	10/31/2018	270		14,923,238.58
1510711	192701006	10/31/2018	270		10,475,286.53
1511386	1911521	11/1/2018	270	179,712,160.80	
1511325	192701007	11/1/2018	270	3,101,215.28	
1511392	1911527	11/1/2018	270	3,043,931.56	
1511401	1911557	11/1/2018	270	2,509,575.05	
1511382	1911518	11/1/2018	270	1,075,991.92	
1511353	1911500	11/1/2018	270	245,894.77	
1511380	1911549	11/1/2018	270	131,925.47	
1511302	1911473	11/1/2018	270	84,375.57	
1511379	1911548	11/1/2018	270	78,678.17	
1511385	1911520	11/1/2018	270	69,103.29	
1511384	1911519	11/1/2018	270	64,899.33	
1511300	1911471	11/1/2018	270	60,214.60	
1511351	1911498	11/1/2018	270	28,825.18	
1511304	1911475	11/1/2018	270	26,710.00	
1510783	1911469	11/1/2018	270	22,370.54	
1511310	1911481	11/1/2018	270	21,592.76	
1511308	1911479	11/1/2018	270	20,895.00	
1511306	1911477	11/1/2018	270	19,365.00	
1511360	1911540	11/1/2018	270	15,301.32	
1511387	1911522	11/1/2018	270	14,709.94	
1511365	1911542	11/1/2018	270	8,352.00	
1511390	1911525	11/1/2018	270	8,330.94	
1511305	1911476	11/1/2018	270	6,650.00	
1511309	1911480	11/1/2018	270	5,215.00	
1511363	1911541	11/1/2018	270	4,901.35	
1511307	1911478	11/1/2018	270	4,760.00	

Run Date: 1/2/2019
 Run Time: 8:52:21AM

Demand Account Activity

Start Date: 7/1/2018 End Date: 12/31/2018

Page: 147
 User: 0

Jnl. Entry	Ref #	Trx. Date	Ledger	Debit Amount	Credit Amount
1511378	1911517	11/1/2018	270	3,120.00	
1511388	1911523	11/1/2018	270	2,739.30	
1511354	1911501	11/1/2018	270	2,480.29	
1511358	1911505	11/1/2018	270	2,231.85	
1511301	1911472	11/1/2018	270	2,200.00	
1511368	1911543	11/1/2018	270	2,088.00	
1511348	1911556	11/1/2018	270	1,865.50	
1511376	1911516	11/1/2018	270	1,572.50	
1511357	1911504	11/1/2018	270	1,428.17	
1511356	1911503	11/1/2018	270	1,159.50	
1511355	1911502	11/1/2018	270	1,109.20	
1511371	1911544	11/1/2018	270	847.79	
1510878	1911470	11/1/2018	270	781.45	
1511389	1911524	11/1/2018	270	692.00	
1511373	1911545	11/1/2018	270	595.78	
1511374	1911515	11/1/2018	270	466.00	
1511303	1911474	11/1/2018	270	442.00	
1511350	1911497	11/1/2018	270	426.90	
1511375	1911546	11/1/2018	270	262.23	
1511352	1911499	11/1/2018	270	247.25	
1511372	1911514	11/1/2018	270	200.00	
1511362	1911508	11/1/2018	270	170.00	
1511361	1911507	11/1/2018	270	160.00	
1511377	1911547	11/1/2018	270	137.07	
1511359	1911506	11/1/2018	270	110.00	
1511391	1911526	11/1/2018	270	77.75	
1511370	1911513	11/1/2018	270	37.00	
1511369	1911512	11/1/2018	270	25.00	
1511367	1911511	11/1/2018	270	16.00	
1511364	1911509	11/1/2018	270	4.00	
1511366	1911510	11/1/2018	270	4.00	
1511313	CD ACH Bank Trans	11/1/2018	270		17,716,000.00
1511319	192701001	11/1/2018	270		8,300,682.37
1511320	192701002	11/1/2018	270		79,774,742.29
1511322	192701004	11/1/2018	270		8,945,288.59
1511323	192701005	11/1/2018	270		67,000,000.00
1511324	192701006	11/1/2018	270		3,101,215.28
1510778	192701015	11/1/2018	270		5,000,000.00
1511778	192701025	11/2/2018	270	210,000,000.00	
1511765	192701030	11/2/2018	270	21,000,000.00	
1511781	192701030	11/2/2018	270	21,000,000.00	
1511674	1911586	11/2/2018	270	14,843,883.51	
1511713	192701001EFT AIR	11/2/2018	270	7,649,787.93	
1511703	192701011	11/2/2018	270	3,000,000.00	
1511687	192701001	11/2/2018	270	2,312,951.96	
1511724	1911653	11/2/2018	270	1,910,288.87	
1511729	1911618	11/2/2018	270	283,286.61	
1511655	1911570	11/2/2018	270	275,243.84	
1511688	192701002	11/2/2018	270	262,000.61	
1511689	192701002	11/2/2018	270	262,000.61	
1511797	1911682	11/2/2018	270	219,582.13	
1511714	192701002CC AIRS	11/2/2018	270	165,550.76	
1511735	1911624	11/2/2018	270	132,395.60	
1511672	1911585	11/2/2018	270	110,825.00	
1511715	192701003IFTA CC	11/2/2018	270	90,813.41	
1511716	192701004IRPCC	11/2/2018	270	67,533.97	

Run Date: 1/2/2019
Run Time: 8:52:21AM

Demand Account Activity

Start Date: 7/1/2018 End Date: 12/31/2018

Page: 148
User: 0

Jnl. Entry	Ref #	Trx. Date	Ledger	Debit Amount	Credit Amount
1511734	1911623	11/2/2018	270	52,127.77	
1511759	1911649	11/2/2018	270	46,207.91	
1511792	1911677	11/2/2018	270	40,444.62	
1511764	1911652	11/2/2018	270	35,897.27	
1511675	1911587	11/2/2018	270	32,270.00	
1511733	1911622	11/2/2018	270	22,889.31	
1511795	1911680	11/2/2018	270	22,491.81	
1511771	1911655	11/2/2018	270	20,981.54	
1511793	1911678	11/2/2018	270	17,451.91	
1511669	1911584	11/2/2018	270	16,619.00	
1511704	192701012	11/2/2018	270	13,149.79	
1511794	1911679	11/2/2018	270	12,617.49	
1511679	1911593	11/2/2018	270	12,229.63	
1511660	1911575	11/2/2018	270	11,840.00	
1511732	1911621	11/2/2018	270	10,835.81	
1511677	1911589	11/2/2018	270	9,973.50	
1511796	1911681	11/2/2018	270	9,292.46	
1511789	1911674	11/2/2018	270	8,803.15	
1511770	1911654	11/2/2018	270	8,697.54	
1511763	1911651	11/2/2018	270	7,911.60	
1511786	1911671	11/2/2018	270	7,374.79	
1511741	1911641	11/2/2018	270	6,975.00	
1511760	1911650	11/2/2018	270	5,185.08	
1511737	1911639	11/2/2018	270	5,038.00	
1511747	1911631	11/2/2018	270	3,585.00	
1511745	1911629	11/2/2018	270	2,871.00	
1511659	1911574	11/2/2018	270	2,870.00	
1511740	1911627	11/2/2018	270	2,695.00	
1511773	1911657	11/2/2018	270	2,521.40	
1511791	1911676	11/2/2018	270	2,468.46	
1511730	1911619	11/2/2018	270	1,973.14	
1511772	1911656	11/2/2018	270	1,918.00	
1511750	1911633	11/2/2018	270	1,617.00	
1511731	1911620	11/2/2018	270	1,235.60	
1511743	1911642	11/2/2018	270	1,230.00	
1511751	1911645	11/2/2018	270	1,100.00	
1511774	1911658	11/2/2018	270	1,075.44	
1511742	1911628	11/2/2018	270	1,057.50	
1511787	1911672	11/2/2018	270	906.75	
1511678	1911590	11/2/2018	270	885.10	
1511744	1911643	11/2/2018	270	867.50	
1511748	1911632	11/2/2018	270	660.00	
1511775	1911659	11/2/2018	270	590.00	
1511663	1911578	11/2/2018	270	525.00	
1511766	1911661	11/2/2018	270	504.83	
1511755	1911635	11/2/2018	270	500.00	
1511776	1911660	11/2/2018	270	470.00	
1511664	1911579	11/2/2018	270	450.00	
1511666	1911581	11/2/2018	270	450.00	
1511736	1911625	11/2/2018	270	444.00	
1511739	1911640	11/2/2018	270	440.00	
1511665	1911580	11/2/2018	270	410.00	
1511667	1911582	11/2/2018	270	400.00	
1511668	1911583	11/2/2018	270	400.00	
1511746	1911630	11/2/2018	270	230.00	
1511788	1911673	11/2/2018	270	205.00	

Run Date: 1/2/2019
 Run Time: 8:52:21AM

Demand Account Activity

Start Date: 7/1/2018 End Date: 12/31/2018

Page: 149
 User: 0

Jnl. Entry	Ref #	Trx. Date	Ledger	Debit Amount	Credit Amount
1511753	1911634	11/2/2018	270	200.00	
1511749	1911644	11/2/2018	270	140.00	
1511676	1911588	11/2/2018	270	100.80	
1511738	1911626	11/2/2018	270	87.00	
1511661	1911576	11/2/2018	270	75.00	
1511662	1911577	11/2/2018	270	75.00	
1511756	1911636	11/2/2018	270	45.60	
1511758	1911637	11/2/2018	270	45.60	
1511752	1911646	11/2/2018	270	38.00	
1511754	1911647	11/2/2018	270	38.00	
1511718	1911638	11/2/2018	270	28.80	
1511757	1911648	11/2/2018	270	24.00	
1511790	1911675	11/2/2018	270	22.50	
1511785	1911670	11/2/2018	270	6.00	
1511767	1911662	11/2/2018	270	0.08	
1511647	CD ACH Bank Trans	11/2/2018	270		1,949,000.00
1511697	8008097 EFT REV 1	11/2/2018	270		1,738.60
1511693	192701003	11/2/2018	270		8,391,667.48
1511695	192701004	11/2/2018	270		19,257,288.02
1511696	192701005	11/2/2018	270		13,149.79
1511702	192701010	11/2/2018	270		233,638,034.86
1511802	Back Out Journal Er	11/2/2018	270		262,000.61
1511803	Back Out Journal Er	11/2/2018	270		21,000,000.00
1512073	192701109 AIRS TA	11/5/2018	270	13,260,424.31	
1512128	192701106	11/5/2018	270	12,500,000.00	
1512104	1911701	11/5/2018	270	1,645,751.66	
1512098	1911735	11/5/2018	270	1,246,646.57	
1512137	1911711	11/5/2018	270	1,177,117.12	
1512171	1911772	11/5/2018	270	1,158,186.24	
1511808	CD ACH Bank Trans	11/5/2018	270	1,000,000.00	
1512169	1911770	11/5/2018	270	301,042.06	
1512187	1911787	11/5/2018	270	184,432.79	
1512097	1911734	11/5/2018	270	176,972.15	
1512094	1911731	11/5/2018	270	168,740.47	
1512139	1911712	11/5/2018	270	124,920.26	
1512095	1911732	11/5/2018	270	58,338.77	
1512102	1911700	11/5/2018	270	44,178.88	
1512173	1911773	11/5/2018	270	31,731.43	
1512132	1911708	11/5/2018	270	31,187.00	
1512133	1911709	11/5/2018	270	29,703.70	
1512075	192701109 AIRS DS	11/5/2018	270	29,451.74	
1512136	1911710	11/5/2018	270	25,852.29	
1512204	1911806	11/5/2018	270	19,716.18	
1512124	1911704	11/5/2018	270	16,719.68	
1512076	192701110 AIRS DS	11/5/2018	270	15,441.05	
1512119	1911702	11/5/2018	270	15,031.67	
1512125	1911705	11/5/2018	270	14,720.78	
1512091	1911729	11/5/2018	270	14,684.93	
1512127	1911707	11/5/2018	270	13,949.61	
1512107	192701104	11/5/2018	270	12,553.99	
1512074	192701108 AIRS TA	11/5/2018	270	10,416.38	
1512175	1911774	11/5/2018	270	9,752.00	
1512086	1911725	11/5/2018	270	9,019.13	
1512123	1911703	11/5/2018	270	8,071.69	
1512145	1911801	11/5/2018	270	5,740.00	
1512090	1911728	11/5/2018	270	4,149.68	

Run Date: 1/2/2019
 Run Time: 8:52:21AM

Demand Account Activity

Start Date: 7/1/2018 End Date: 12/31/2018

Page: 150
 User: 0

Jnl. Entry	Ref #	Trx. Date	Ledger	Debit Amount	Credit Amount
1512199	1911802	11/5/2018	270	3,459.45	
1512170	1911771	11/5/2018	270	3,400.00	
1512188	1911788	11/5/2018	270	3,025.00	
1512096	1911733	11/5/2018	270	2,703.88	
1512185	1911785	11/5/2018	270	2,550.00	
1512186	1911786	11/5/2018	270	2,448.00	
1512190	1911790	11/5/2018	270	2,313.00	
1512101	1911699	11/5/2018	270	1,500.00	
1512179	1911782	11/5/2018	270	1,303.00	
1512183	1911794	11/5/2018	270	970.00	
1512194	1911792	11/5/2018	270	567.00	
1512168	1911776	11/5/2018	270	552.00	
1512189	1911789	11/5/2018	270	530.00	
1512088	1911726	11/5/2018	270	502.00	
1512081	1911724	11/5/2018	270	496.00	
1512099	1911698	11/5/2018	270	480.00	
1512089	1911727	11/5/2018	270	465.00	
1512116	1911722	11/5/2018	270	450.00	
1512114	1911721	11/5/2018	270	382.00	
1512117	1911723	11/5/2018	270	349.00	
1512113	1911720	11/5/2018	270	335.00	
1512109	1911718	11/5/2018	270	330.00	
1512111	1911719	11/5/2018	270	303.00	
1512093	1911730	11/5/2018	270	266.66	
1512174	1911778	11/5/2018	270	265.00	
1512181	1911784	11/5/2018	270	223.00	
1512126	1911706	11/5/2018	270	217.92	
1512192	1911791	11/5/2018	270	190.00	
1512176	1911779	11/5/2018	270	150.00	
1512178	1911781	11/5/2018	270	150.00	
1512182	1911775	11/5/2018	270	150.00	
1512180	1911783	11/5/2018	270	100.00	
1512197	1911793	11/5/2018	270	60.00	
1512061	192701101	11/5/2018	270	43.02	
1512191	1911795	11/5/2018	270	30.40	
1512193	1911796	11/5/2018	270	30.40	
1512108	1911717	11/5/2018	270	30.00	
1512195	1911797	11/5/2018	270	19.20	
1512172	1911777	11/5/2018	270	12.75	
1512177	1911780	11/5/2018	270	8.50	
1512100	1911713	11/5/2018	270	8.00	
1512103	1911714	11/5/2018	270	8.00	
1512105	1911715	11/5/2018	270	4.00	
1512106	1911716	11/5/2018	270	4.00	
1511807	CD ACH Bank Trans	11/5/2018	270		10,231,046.00
1512140	DFA EFT EFT 11/5/1	11/5/2018	270		18,541.22
1512062	192701102	11/5/2018	270		11,124,892.34
1512077	192701103	11/5/2018	270		11,934,236.59
1512115	192701105	11/5/2018	270		12,553.99
1512455	192301101	11/6/2018	270	9,000,000.00	
1512465	192701107 AIRS TA	11/6/2018	270	6,445,006.70	
1512480	192701105	11/6/2018	270	5,000,000.00	
1512573	1911889	11/6/2018	270	3,980,588.09	
1512636	1911960	11/6/2018	270	1,365,130.16	
1512576	1911890	11/6/2018	270	919,752.45	
1512557	1911888	11/6/2018	270	805,447.56	

Run Date: 1/2/2019
Run Time: 8:52:21AM

Demand Account Activity

Start Date: 7/1/2018 End Date: 12/31/2018

Page: 151
User: 0

Jnl. Entry	Ref #	Trx. Date	Ledger	Debit Amount	Credit Amount
1512501	1911829	11/6/2018	270	535,282.37	
1512506	1911834	11/6/2018	270	409,853.14	
1512558	1911874	11/6/2018	270	309,000.00	
1512507	1911835	11/6/2018	270	225,180.33	
1512503	1911831	11/6/2018	270	181,526.03	
1512500	1911828	11/6/2018	270	175,996.28	
1512613	1911952	11/6/2018	270	140,000.21	
1512603	1911950	11/6/2018	270	89,727.70	
1512517	1911845	11/6/2018	270	78,072.07	
1512559	1911875	11/6/2018	270	75,451.60	
1512508	1911836	11/6/2018	270	63,608.03	
1512632	1911959	11/6/2018	270	49,855.95	
1512467	192701109 AIRS DS	11/6/2018	270	42,202.27	
1512519	1911847	11/6/2018	270	33,524.77	
1512588	1911895	11/6/2018	270	27,933.00	
1512466	192701108 AIRS TA	11/6/2018	270	27,191.25	
1512594	1911898	11/6/2018	270	24,729.18	
1512476	192701104	11/6/2018	270	23,020.69	
1512571	1911887	11/6/2018	270	18,685.51	
1512626	1911956	11/6/2018	270	17,650.00	
1512596	1911899	11/6/2018	270	12,236.61	
1512518	1911846	11/6/2018	270	8,992.33	
1512586	1911894	11/6/2018	270	6,809.60	
1512468	192701110 AIRS DS	11/6/2018	270	5,635.93	
1512575	1911892	11/6/2018	270	5,345.87	
1512505	1911833	11/6/2018	270	4,922.57	
1512504	1911832	11/6/2018	270	4,871.74	
1512630	1911957	11/6/2018	270	4,375.00	
1512484	1911815	11/6/2018	270	4,292.02	
1512485	1911816	11/6/2018	270	3,725.77	
1512560	1911876	11/6/2018	270	3,690.00	
1512590	1911896	11/6/2018	270	3,612.01	
1512208	1911817	11/6/2018	270	3,196.17	
1512592	1911897	11/6/2018	270	2,650.00	
1512487	1911818	11/6/2018	270	2,640.42	
1512488	1911819	11/6/2018	270	2,350.15	
1512562	1911878	11/6/2018	270	2,186.00	
1512509	1911837	11/6/2018	270	1,973.86	
1512490	1911820	11/6/2018	270	1,767.93	
1512570	1911886	11/6/2018	270	1,748.69	
1512577	1911891	11/6/2018	270	1,680.00	
1512491	1911821	11/6/2018	270	1,594.29	
1512511	1911839	11/6/2018	270	1,433.68	
1512492	1911822	11/6/2018	270	1,259.64	
1512497	1911826	11/6/2018	270	1,240.00	
1512564	1911880	11/6/2018	270	872.00	
1512584	1911893	11/6/2018	270	840.00	
1512493	1911823	11/6/2018	270	809.52	
1512561	1911877	11/6/2018	270	630.00	
1512619	1911953	11/6/2018	270	612.25	
1512610	1911951	11/6/2018	270	571.40	
1512566	1911882	11/6/2018	270	530.00	
1512597	1911900	11/6/2018	270	501.00	
1512495	1911824	11/6/2018	270	424.76	
1512510	1911838	11/6/2018	270	388.42	
1512631	1911958	11/6/2018	270	350.00	

Run Date: 1/2/2019
 Run Time: 8:52:21AM

Demand Account Activity

Start Date: 7/1/2018 End Date: 12/31/2018

Page: 152
 User: 0

Jnl. Entry	Ref #	Trx. Date	Ledger	Debit Amount	Credit Amount
1512499	1911873	11/6/2018	270	337.25	
1512602	1911902	11/6/2018	270	276.00	
1512600	1911901	11/6/2018	270	219.02	
1512516	1911844	11/6/2018	270	193.00	
1512563	1911879	11/6/2018	270	180.00	
1512622	1911954	11/6/2018	270	123.34	
1512515	1911843	11/6/2018	270	120.00	
1512565	1911881	11/6/2018	270	110.00	
1512502	1911830	11/6/2018	270	105.85	
1512514	1911842	11/6/2018	270	105.00	
1512496	1911825	11/6/2018	270	99.10	
1512623	1911955	11/6/2018	270	90.68	
1512567	1911883	11/6/2018	270	30.40	
1512568	1911884	11/6/2018	270	30.40	
1512513	1911841	11/6/2018	270	28.83	
1512512	1911840	11/6/2018	270	20.90	
1512569	1911885	11/6/2018	270	19.20	
1512498	1911827	11/6/2018	270	12.75	
1512605	1911903	11/6/2018	270	12.00	
1512201	CD ACH Bank Trans	11/6/2018	270		721,000.00
1512456	192701101	11/6/2018	270		15,343,204.05
1512471	192701102	11/6/2018	270		8,048,652.77
1512475	192701103	11/6/2018	270		4,995,305.56
1512545	DFA EFT REV 11/6/	11/6/2018	270		16,945.44
1512591	192701106	11/6/2018	270		1,000,000.00
1512984	192701112	11/7/2018	270	28,500,000.00	
1512933	1912020	11/7/2018	270	16,911,111.87	
1512980	192701107 AIRS TA	11/7/2018	270	6,777,482.18	
1513052	1912085	11/7/2018	270	2,029,461.90	
1513083	1912127	11/7/2018	270	2,000,000.00	
1513044	1912084	11/7/2018	270	1,321,739.40	
1513063	192301101	11/7/2018	270	1,000,000.00	
1513089	Back Out Journal Er	11/7/2018	270	1,000,000.00	
1512949	1912026	11/7/2018	270	825,872.00	
1513091	1912132	11/7/2018	270	789,717.54	
1512918	1911997	11/7/2018	270	197,187.94	
1512951	1912028	11/7/2018	270	180,684.60	
1512922	1912000	11/7/2018	270	116,182.17	
1512982	192701109 AIRS DS	11/7/2018	270	57,389.55	
1513045	1912083	11/7/2018	270	48,784.73	
1512923	1912001	11/7/2018	270	45,858.61	
1512906	1912002	11/7/2018	270	30,889.53	
1512981	192701108 AIRS TA	11/7/2018	270	30,007.34	
1512965	192701105	11/7/2018	270	28,275.00	
1512950	1912027	11/7/2018	270	28,054.18	
1512910	1911990	11/7/2018	270	19,771.94	
1513090	1912131	11/7/2018	270	16,562.37	
1512919	1911998	11/7/2018	270	15,616.53	
1512928	1912004	11/7/2018	270	14,986.69	
1512983	192701110 AIRS DS	11/7/2018	270	13,383.15	
1513041	1912080	11/7/2018	270	13,349.64	
1512911	1911991	11/7/2018	270	12,854.76	
1513088	1912130	11/7/2018	270	10,762.50	
1513087	1912129	11/7/2018	270	8,790.00	
1512912	1911992	11/7/2018	270	7,849.17	
1513054	1912123	11/7/2018	270	7,754.92	

Run Date: 1/2/2019
Run Time: 8:52:21AM

Demand Account Activity

Start Date: 7/1/2018 End Date: 12/31/2018

Page: 153
User: 0

Jnl. Entry	Ref #	Trx. Date	Ledger	Debit Amount	Credit Amount
1512934	1912021	11/7/2018	270	7,377.48	
1512908	1911988	11/7/2018	270	6,020.00	
1513042	1912081	11/7/2018	270	4,983.72	
1512916	1912022	11/7/2018	270	4,270.00	
1512907	1911986	11/7/2018	270	4,242.00	
1512917	1911996	11/7/2018	270	3,539.56	
1513029	1912069	11/7/2018	270	2,721.00	
1512932	1912005	11/7/2018	270	2,538.85	
1512967	192701111	11/7/2018	270	2,429.58	
1513031	1912071	11/7/2018	270	2,425.00	
1513048	1912090	11/7/2018	270	2,205.00	
1512920	1911999	11/7/2018	270	2,140.47	
1512913	1911993	11/7/2018	270	2,050.62	
1512935	1912006	11/7/2018	270	1,897.00	
1513057	1912086	11/7/2018	270	1,889.21	
1512914	1911994	11/7/2018	270	1,693.61	
1512915	1911995	11/7/2018	270	1,633.09	
1513047	1912089	11/7/2018	270	1,367.50	
1512937	1912007	11/7/2018	270	1,064.00	
1512948	1912025	11/7/2018	270	915.00	
1513086	1912128	11/7/2018	270	756.00	
1513039	1912079	11/7/2018	270	750.00	
1513015	1912008	11/7/2018	270	713.00	
1512939	1912009	11/7/2018	270	617.53	
1513033	1912073	11/7/2018	270	570.00	
1513081	1912092	11/7/2018	270	450.00	
1513032	1912072	11/7/2018	270	440.00	
1512927	1912003	11/7/2018	270	383.43	
1513034	1912074	11/7/2018	270	367.00	
1512940	1912010	11/7/2018	270	315.00	
1512941	1912011	11/7/2018	270	300.00	
1512942	1912012	11/7/2018	270	265.00	
1512944	1912024	11/7/2018	270	250.00	
1513030	1912070	11/7/2018	270	230.00	
1513027	1912067	11/7/2018	270	225.00	
1512936	1912023	11/7/2018	270	220.00	
1513049	1912091	11/7/2018	270	220.00	
1512961	192701101	11/7/2018	270	208.00	
1512938	1912013	11/7/2018	270	187.50	
1512946	1912014	11/7/2018	270	145.00	
1513093	1912133	11/7/2018	270	130.85	
1513058	1912087	11/7/2018	270	100.00	
1513094	1912134	11/7/2018	270	77.00	
1512925	1912016	11/7/2018	270	75.00	
1512947	1912015	11/7/2018	270	75.00	
1513026	1912066	11/7/2018	270	75.00	
1513028	1912068	11/7/2018	270	75.00	
1513036	1912076	11/7/2018	270	53.20	
1513037	1912077	11/7/2018	270	53.20	
1513038	1912078	11/7/2018	270	33.60	
1512929	1912017	11/7/2018	270	25.00	
1512930	1912018	11/7/2018	270	24.00	
1513035	1912075	11/7/2018	270	20.00	
1512905	1911987	11/7/2018	270	17.00	
1513043	1912082	11/7/2018	270	13.80	
1512931	1912019	11/7/2018	270	10.08	

Run Date: 1/2/2019
 Run Time: 8:52:21AM

Demand Account Activity

Start Date: 7/1/2018 End Date: 12/31/2018

Page: 154
 User: 0

Jnl. Entry	Ref #	Trx. Date	Ledger	Debit Amount	Credit Amount
1512909	1911989	11/7/2018	270	8.72	
1513046	1912088	11/7/2018	270	1.65	
1512988	8008102	11/7/2018	270		7,893.42
1512962	192701102	11/7/2018	270		32,003,583.39
1512963	192701103	11/7/2018	270		16,911,111.87
1512964	192701104	11/7/2018	270		8,180,976.56
1512966	192701106	11/7/2018	270		2,429.58
1513085	192701113	11/7/2018	270		1,000,000.00
1513096	Correct Journal Entr	11/7/2018	270		4,000,000.00
1514152	1912201	11/8/2018	270	55,267,418.10	
1514116	193001104	11/8/2018	270	13,000,000.00	
1514109	192701007 AIRS TA	11/8/2018	270	8,291,265.90	
1514117	192301101	11/8/2018	270	6,000,000.00	
1514191	1912209	11/8/2018	270	3,465,248.00	
1514075	1912163	11/8/2018	270	2,000,000.00	
1514192	1912210	11/8/2018	270	1,146,073.00	
1514065	CD ACH Bank Trans	11/8/2018	270	1,000,000.00	
1514150	1912200	11/8/2018	270	932,487.24	
1514086	1912168	11/8/2018	270	844,909.49	
1514144	1912196	11/8/2018	270	798,447.00	
1514160	1912202	11/8/2018	270	723,730.90	
1514164	1912242	11/8/2018	270	608,533.97	
1514182	1912205	11/8/2018	270	433,722.40	
1514177	1912243	11/8/2018	270	375,608.18	
1514096	1912157	11/8/2018	270	326,776.87	
1514100	1912160	11/8/2018	270	257,591.98	
1514149	1912199	11/8/2018	270	208,225.18	
1514071	1912162	11/8/2018	270	174,705.79	
1514194	1912211	11/8/2018	270	150,140.00	
1514097	1912158	11/8/2018	270	123,965.67	
1514110	192701008 AIRS TA	11/8/2018	270	101,700.84	
1514069	1912144	11/8/2018	270	79,773.80	
1513100	1912141	11/8/2018	270	67,984.71	
1514063	1912204	11/8/2018	270	66,666.98	
1514067	1912142	11/8/2018	270	41,889.17	
1514147	1912197	11/8/2018	270	41,153.81	
1514112	192701010 AIRS DE	11/8/2018	270	40,081.08	
1514098	1912159	11/8/2018	270	39,144.53	
1514092	1912170	11/8/2018	270	35,937.08	
1514196	1912212	11/8/2018	270	31,523.11	
1514162	1912203	11/8/2018	270	28,472.69	
1514183	1912206	11/8/2018	270	21,546.45	
1514068	1912143	11/8/2018	270	19,174.63	
1514090	1912169	11/8/2018	270	13,200.00	
1514077	1912164	11/8/2018	270	8,752.64	
1514190	1912208	11/8/2018	270	8,348.03	
1514111	192701009 AIRS DE	11/8/2018	270	5,238.36	
1514148	1912198	11/8/2018	270	4,520.25	
1514076	1912149	11/8/2018	270	4,148.38	
1514198	1912213	11/8/2018	270	3,772.60	
1514074	1912148	11/8/2018	270	3,377.08	
1514200	1912250	11/8/2018	270	2,843.00	
1514206	1912264	11/8/2018	270	2,765.00	
1514080	1912165	11/8/2018	270	2,730.70	
1514072	1912146	11/8/2018	270	1,712.75	
1514202	1912251	11/8/2018	270	1,626.35	

Run Date: 1/2/2019
 Run Time: 8:52:21AM

Demand Account Activity

Page: 155
 User: 0

Start Date: 7/1/2018 End Date: 12/31/2018

Jnl. Entry	Ref #	Trx. Date	Ledger	Debit Amount	Credit Amount
1514184	1912207	11/8/2018	270	1,600.00	
1514073	1912147	11/8/2018	270	1,156.39	
1514120	193981101	11/8/2018	270	885.42	
1514070	1912145	11/8/2018	270	875.00	
1514211	1912257	11/8/2018	270	710.00	
1514093	1912156	11/8/2018	270	650.00	
1514078	1912150	11/8/2018	270	632.10	
1514203	1912252	11/8/2018	270	590.00	
1514178	1912244	11/8/2018	270	560.64	
1514082	1912166	11/8/2018	270	551.42	
1514085	1912152	11/8/2018	270	525.00	
1514087	1912153	11/8/2018	270	525.00	
1514214	1912265	11/8/2018	270	500.00	
1514083	1912167	11/8/2018	270	400.00	
1514218	1912260	11/8/2018	270	329.69	
1514213	1912258	11/8/2018	270	284.16	
1514181	1912249	11/8/2018	270	283.81	
1514205	1912253	11/8/2018	270	252.66	
1514209	1912256	11/8/2018	270	241.32	
1514220	1912261	11/8/2018	270	237.96	
1514217	1912266	11/8/2018	270	215.00	
1514081	1912151	11/8/2018	270	210.00	
1514091	1912155	11/8/2018	270	185.00	
1514208	1912255	11/8/2018	270	130.73	
1514179	1912245	11/8/2018	270	42.00	
1514180	1912246	11/8/2018	270	33.60	
1514221	1912262	11/8/2018	270	23.03	
1513099	1912161	11/8/2018	270	13.08	
1514089	1912154	11/8/2018	270	10.00	
1514215	1912259	11/8/2018	270	2.00	
1514207	1912254	11/8/2018	270	0.67	
1514115	192701102	11/8/2018	270	0.20	
1514222	1912263	11/8/2018	270	0.14	
1514064	CD ACH Bank Trans	11/8/2018	270		1,915,000.00
1513102	DFA EFT REV 11/8/	11/8/2018	270		2,501.00
1514113	192701101	11/8/2018	270		4,910,099.47
1514118	192701103	11/8/2018	270		25,478,332.67
1514119	192701104	11/8/2018	270		25,938,062.22
1514121	192701105	11/8/2018	270		885.42
1514125	192701106	11/8/2018	270		38,000,000.00
1514188	192701108	11/8/2018	270		1,000,000.00
1514263	193981101	11/9/2018	270	131,850,000.00	
1514261	1912293	11/9/2018	270	59,495,143.06	
1514329	194701101	11/9/2018	270	42,000,000.00	
1514244	193001103	11/9/2018	270	7,000,000.00	
1514234	192701007 AIRS TA	11/9/2018	270	6,968,773.65	
1514377	1912395	11/9/2018	270	2,831,283.15	
1514380	1912398	11/9/2018	270	703,704.45	
1514420	1912433	11/9/2018	270	338,133.00	
1514276	1912319	11/9/2018	270	264,048.45	
1514288	1912326	11/9/2018	270	219,635.95	
1514277	1912308	11/9/2018	270	202,657.60	
1514287	1912325	11/9/2018	270	182,222.75	
1514279	1912320	11/9/2018	270	140,929.94	
1514282	1912322	11/9/2018	270	123,886.07	
1514376	1912394	11/9/2018	270	88,021.55	

Run Date: 1/2/2019
 Run Time: 8:52:21AM

Demand Account Activity

Start Date: 7/1/2018 End Date: 12/31/2018

Page: 156
 User: 0

Jnl. Entry	Ref #	Trx. Date	Ledger	Debit Amount	Credit Amount
1514385	1912412	11/9/2018	270	75,881.55	
1514278	1912309	11/9/2018	270	72,889.10	
1514315	193981102	11/9/2018	270	64,151.44	
1514373	1912391	11/9/2018	270	56,861.06	
1514283	1912311	11/9/2018	270	56,011.11	
1514236	192701008 AIRS TA	11/9/2018	270	50,164.39	
1514375	1912393	11/9/2018	270	45,378.53	
1514384	1912411	11/9/2018	270	45,240.46	
1514272	1912317	11/9/2018	270	43,376.21	
1514372	1912390	11/9/2018	270	36,145.68	
1514270	1912316	11/9/2018	270	32,187.90	
1514273	1912318	11/9/2018	270	31,797.47	
1514341	193981105	11/9/2018	270	26,701.42	
1514293	1912300	11/9/2018	270	24,374.93	
1514284	1912323	11/9/2018	270	20,475.41	
1514286	1912324	11/9/2018	270	19,826.59	
1514281	1912321	11/9/2018	270	10,693.83	
1514294	1912301	11/9/2018	270	10,014.67	
1514392	1912400	11/9/2018	270	8,061.85	
1514295	1912302	11/9/2018	270	7,922.83	
1514323	1912350	11/9/2018	270	7,875.00	
1514239	192701010 AIRS D€	11/9/2018	270	7,830.99	
1514371	1912389	11/9/2018	270	7,803.73	
1514326	1912352	11/9/2018	270	7,574.00	
1514285	1912312	11/9/2018	270	7,380.00	
1514374	1912392	11/9/2018	270	7,267.43	
1514238	192701009 AIRS D€	11/9/2018	270	7,267.12	
1514391	1912399	11/9/2018	270	7,088.09	
1514275	1912307	11/9/2018	270	6,368.93	
1514262	1912294	11/9/2018	270	5,483.10	
1514304	1912337	11/9/2018	270	4,621.00	
1514296	1912303	11/9/2018	270	4,294.20	
1514334	1912360	11/9/2018	270	4,168.00	
1514367	1912388	11/9/2018	270	3,271.38	
1514338	1912362	11/9/2018	270	3,235.00	
1514386	1912429	11/9/2018	270	2,575.00	
1514248	1912282	11/9/2018	270	2,180.00	
1514297	1912304	11/9/2018	270	1,934.42	
1514289	1912313	11/9/2018	270	1,767.43	
1514233	1912305	11/9/2018	270	1,752.23	
1514382	1912410	11/9/2018	270	1,651.05	
1514274	1912306	11/9/2018	270	1,619.41	
1514321	1912348	11/9/2018	270	1,590.00	
1514266	1912314	11/9/2018	270	1,536.59	
1514322	1912349	11/9/2018	270	1,470.00	
1514332	1912358	11/9/2018	270	860.00	
1514319	1912347	11/9/2018	270	742.00	
1514280	1912310	11/9/2018	270	729.78	
1514249	1912283	11/9/2018	270	706.50	
1514269	1912315	11/9/2018	270	704.57	
1514370	1912428	11/9/2018	270	652.50	
1514324	1912351	11/9/2018	270	620.00	
1514336	1912361	11/9/2018	270	590.00	
1514252	1912286	11/9/2018	270	526.08	
1514264	1912295	11/9/2018	270	393.00	
1514331	1912357	11/9/2018	270	384.00	

Run Date: 1/2/2019
 Run Time: 8:52:21AM

Demand Account Activity

Start Date: 7/1/2018 End Date: 12/31/2018

Page: 157
 User: 0

Jnl. Entry	Ref #	Trx. Date	Ledger	Debit Amount	Credit Amount
1514240	192701101	11/9/2018	270	363.00	
1514333	1912359	11/9/2018	270	340.00	
1514417	1912427	11/9/2018	270	300.00	
1514418	1912430	11/9/2018	270	300.00	
1514265	1912296	11/9/2018	270	215.00	
1514267	1912297	11/9/2018	270	207.00	
1514250	1912284	11/9/2018	270	150.00	
1514302	1912335	11/9/2018	270	150.00	
1514257	1912298	11/9/2018	270	125.35	
1514271	1912299	11/9/2018	270	122.50	
1514317	1912346	11/9/2018	270	120.00	
1514254	1912287	11/9/2018	270	105.00	
1514268	1912333	11/9/2018	270	97.75	
1514301	1912334	11/9/2018	270	90.00	
1514330	1912356	11/9/2018	270	85.00	
1514303	1912336	11/9/2018	270	75.00	
1514255	1912288	11/9/2018	270	70.00	
1514256	1912289	11/9/2018	270	65.00	
1514251	1912285	11/9/2018	270	62.00	
1514327	1912353	11/9/2018	270	53.20	
1514328	1912354	11/9/2018	270	53.20	
1514325	1912355	11/9/2018	270	33.60	
1514312	1912343	11/9/2018	270	30.40	
1514314	1912344	11/9/2018	270	30.40	
1514259	1912291	11/9/2018	270	29.40	
1514316	1912345	11/9/2018	270	19.20	
1514258	1912290	11/9/2018	270	5.80	
1514379	1912397	11/9/2018	270	3.56	
1514378	1912396	11/9/2018	270	0.71	
1514260	1912292	11/9/2018	270	0.40	
1514337	DFA EFT REV 11/9/	11/9/2018	270		17,524.72
1514241	192701102	11/9/2018	270		59,495,143.06
1514245	192701103	11/9/2018	270		183,278,661.56
1514246	192701104	11/9/2018	270		5,709,016.15
1514343	192701105	11/9/2018	270		26,701.42
1514404	192701106	11/9/2018	270		4,000,000.00
1514968	193981101	11/13/2018	270	21,085,000.00	
1514987	1912558	11/13/2018	270	17,438,172.00	
1514920	192701007 AIRS TA	11/13/2018	270	16,426,504.27	
1514945	193001104	11/13/2018	270	14,000,000.00	
1515094	1912589	11/13/2018	270	1,023,103.75	
1514942	192301101	11/13/2018	270	1,000,000.00	
1514624	CD ACH Bank Trans	11/13/2018	270	350,000.00	
1514428	1912451	11/13/2018	270	270,000.00	
1515007	1912504	11/13/2018	270	231,086.59	
1515006	1912503	11/13/2018	270	187,481.69	
1514936	1912457	11/13/2018	270	168,557.43	
1515008	1912505	11/13/2018	270	124,015.46	
1515051	1912559	11/13/2018	270	93,425.00	
1515092	1912587	11/13/2018	270	82,162.76	
1515031	1912529	11/13/2018	270	64,240.77	
1514959	1912480	11/13/2018	270	57,541.50	
1514995	1912499	11/13/2018	270	50,240.00	
1514923	1912452	11/13/2018	270	37,500.00	
1514926	1912453	11/13/2018	270	36,500.00	
1514939	1912458	11/13/2018	270	35,634.81	

Run Date: 1/2/2019
 Run Time: 8:52:21AM

Demand Account Activity

Page: 158
 User: 0

Start Date: 7/1/2018 End Date: 12/31/2018

Jnl. Entry	Ref #	Trx. Date	Ledger	Debit Amount	Credit Amount
1514422	1912437	11/13/2018	270	32,125.00	
1514941	1912459	11/13/2018	270	28,064.25	
1514927	192701010 AIRS DE	11/13/2018	270	28,037.27	
1514423	1912438	11/13/2018	270	26,220.00	
1514929	1912454	11/13/2018	270	18,000.00	
1514934	1912456	11/13/2018	270	16,810.19	
1514424	1912439	11/13/2018	270	13,240.00	
1514944	1912460	11/13/2018	270	12,334.47	
1514904	1912448	11/13/2018	270	8,897.90	
1514947	1912461	11/13/2018	270	8,141.15	
1514932	1912455	11/13/2018	270	6,000.00	
1514994	1912498	11/13/2018	270	5,930.28	
1515089	1912584	11/13/2018	270	5,094.25	
1514922	192701008 AIRS TA	11/13/2018	270	4,516.40	
1515093	1912588	11/13/2018	270	3,955.48	
1514906	1912463	11/13/2018	270	3,700.00	
1515063	1912560	11/13/2018	270	3,297.30	
1514925	192701009 AIRS DE	11/13/2018	270	2,824.93	
1514427	1912441	11/13/2018	270	2,750.00	
1515032	1912530	11/13/2018	270	2,325.00	
1514989	1912495	11/13/2018	270	1,865.00	
1515035	1912532	11/13/2018	270	1,551.00	
1514924	1912464	11/13/2018	270	1,489.00	
1514992	193981102	11/13/2018	270	1,440.84	
1514928	1912465	11/13/2018	270	1,153.86	
1515090	1912585	11/13/2018	270	986.92	
1515037	1912534	11/13/2018	270	910.00	
1515088	1912583	11/13/2018	270	900.00	
1515091	1912586	11/13/2018	270	789.04	
1514948	1912462	11/13/2018	270	704.83	
1515038	1912535	11/13/2018	270	583.00	
1514931	1912466	11/13/2018	270	484.00	
1515033	1912531	11/13/2018	270	420.00	
1514993	1912497	11/13/2018	270	415.00	
1514933	1912467	11/13/2018	270	401.35	
1514935	1912468	11/13/2018	270	381.00	
1514937	1912469	11/13/2018	270	335.00	
1514940	1912470	11/13/2018	270	322.00	
1515040	1912537	11/13/2018	270	300.00	
1515009	1912506	11/13/2018	270	274.32	
1514943	1912471	11/13/2018	270	269.00	
1514949	1912472	11/13/2018	270	258.48	
1514950	1912473	11/13/2018	270	236.00	
1514938	192701102	11/13/2018	270	183.00	
1515036	1912533	11/13/2018	270	130.00	
1514991	1912496	11/13/2018	270	100.00	
1515039	1912536	11/13/2018	270	90.00	
1514951	1912474	11/13/2018	270	80.00	
1514953	1912475	11/13/2018	270	70.00	
1515044	1912541	11/13/2018	270	20.00	
1514954	1912476	11/13/2018	270	12.00	
1514955	1912477	11/13/2018	270	8.00	
1515041	1912538	11/13/2018	270	7.60	
1515042	1912539	11/13/2018	270	7.60	
1515043	1912540	11/13/2018	270	4.80	
1514956	1912478	11/13/2018	270	4.00	

Run Date: 1/2/2019
 Run Time: 8:52:21AM

Demand Account Activity

Page: 159
 User: 0

Start Date: 7/1/2018 End Date: 12/31/2018

Jnl. Entry	Ref #	Trx. Date	Ledger	Debit Amount	Credit Amount
1514957	1912479	11/13/2018	270	4.00	
1514623	CD ACH Bank Trans	11/13/2018	270		979,000.00
1514921	DFA EFT REV 11/13	11/13/2018	270		6,502.40
1514930	192701101	11/13/2018	270		7,994,152.27
1514962	192701103	11/13/2018	270		1,586.16
1514964	192701104	11/13/2018	270		54,500,000.00
1514966	192701105	11/13/2018	270		8,978,895.89
1515001	192701106	11/13/2018	270		51,415.56
1515097	192701107	11/13/2018	270		1,000,000.00
1515420	1912629	11/14/2018	270	147,054,672.61	
1515381	192701007 AIRS TA	11/14/2018	270	30,062,158.31	
1515424	193001104	11/14/2018	270	7,000,000.00	
1515563	193001106	11/14/2018	270	5,000,000.00	
1515518	1912678	11/14/2018	270	1,455,865.85	
1515387	192701009 AIRS DE	11/14/2018	270	262,805.04	
1515529	1912679	11/14/2018	270	214,383.27	
1515559	1912711	11/14/2018	270	182,563.00	
1515400	1912610	11/14/2018	270	137,374.00	
1515565	1912717	11/14/2018	270	100,000.00	
1515410	1912619	11/14/2018	270	80,950.61	
1515549	1912701	11/14/2018	270	69,611.06	
1515404	1912613	11/14/2018	270	61,565.38	
1515392	192701011 AIRS DE	11/14/2018	270	60,765.54	
1515553	1912705	11/14/2018	270	53,577.50	
1515421	194721101	11/14/2018	270	49,974.72	
1515409	1912618	11/14/2018	270	38,826.24	
1515384	192701008 AIRS TA	11/14/2018	270	35,940.17	
1515551	1912703	11/14/2018	270	16,700.00	
1515388	1912602	11/14/2018	270	8,304.57	
1515383	1912600	11/14/2018	270	7,052.29	
1515405	1912614	11/14/2018	270	4,967.44	
1515415	1912624	11/14/2018	270	4,500.00	
1515552	1912704	11/14/2018	270	4,130.00	
1515391	1912604	11/14/2018	270	3,893.23	
1515407	1912616	11/14/2018	270	3,874.33	
1515520	1912670	11/14/2018	270	3,775.00	
1515530	Back Out Journal Er	11/14/2018	270	3,256.19	
1515548	Correct Journal Entr	11/14/2018	270	3,256.19	
1515416	1912625	11/14/2018	270	3,196.07	
1515505	1912668	11/14/2018	270	3,102.00	
1515556	1912708	11/14/2018	270	3,005.00	
1515399	1912609	11/14/2018	270	2,975.00	
1515385	1912601	11/14/2018	270	2,837.16	
1515395	1912606	11/14/2018	270	2,512.00	
1515428	193981101	11/14/2018	270	2,477.22	
1515414	1912623	11/14/2018	270	2,195.00	
1515547	1912710	11/14/2018	270	1,545.32	
1515390	192701010 AIRS DE	11/14/2018	270	1,430.61	
1515550	1912702	11/14/2018	270	1,365.00	
1515393	1912605	11/14/2018	270	1,068.52	
1515408	1912617	11/14/2018	270	1,038.89	
1515413	1912622	11/14/2018	270	943.00	
1515522	1912672	11/14/2018	270	830.00	
1515403	1912612	11/14/2018	270	697.00	
1515521	1912671	11/14/2018	270	680.00	
1515557	1912709	11/14/2018	270	340.25	

Run Date: 1/2/2019
 Run Time: 8:52:21AM

Demand Account Activity

Start Date: 7/1/2018 End Date: 12/31/2018

Page: 160
 User: 0

Jnl. Entry	Ref #	Trx. Date	Ledger	Debit Amount	Credit Amount
1515523	1912673	11/14/2018	270	299.00	
1515412	1912621	11/14/2018	270	270.00	
1515519	1912669	11/14/2018	270	260.00	
1515411	1912620	11/14/2018	270	175.00	
1515555	1912707	11/14/2018	270	150.00	
1515419	1912628	11/14/2018	270	145.00	
1515418	1912627	11/14/2018	270	143.00	
1515406	1912615	11/14/2018	270	120.12	
1515554	1912706	11/14/2018	270	100.00	
1515389	1912603	11/14/2018	270	90.00	
1515397	1912608	11/14/2018	270	60.55	
1515524	1912674	11/14/2018	270	50.00	
1515525	1912675	11/14/2018	270	22.80	
1515526	1912676	11/14/2018	270	22.80	
1515396	1912607	11/14/2018	270	16.80	
1515527	1912677	11/14/2018	270	14.40	
1515401	1912611	11/14/2018	270	8.50	
1515417	1912626	11/14/2018	270	5.00	
1515169	CD ACH Bank Trans	11/14/2018	270		788,000.00
1515479	DFA EFT REV 11/14	11/14/2018	270		12,063.50
1515394	192701101	11/14/2018	270		3,256.19
1515398	192701102	11/14/2018	270		147,054,672.61
1515402	192701103	11/14/2018	270		15,046,820.22
1515425	192701104	11/14/2018	270		16,000,000.00
1515427	192701106	11/14/2018	270		12,651,241.66
1515429	192701105	11/14/2018	270		2,477.22
1515919	1912749	11/15/2018	270	79,481,590.73	
1515595	192701007 AIRS TA	11/15/2018	270	48,527,845.78	
1515602	192301101	11/15/2018	270	13,000,000.00	
1515603	193001103	11/15/2018	270	3,000,000.00	
1516035	1912853	11/15/2018	270	552,331.10	
1515986	1912789	11/15/2018	270	453,739.48	
1515963	193981101	11/15/2018	270	318,230.77	
1515924	1912754	11/15/2018	270	311,708.67	
1516022	1912838	11/15/2018	270	262,366.02	
1516012	1912852	11/15/2018	270	164,241.15	
1515970	1912781	11/15/2018	270	128,662.31	
1515917	1912748	11/15/2018	270	80,059.13	
1515927	1912757	11/15/2018	270	77,682.76	
1515969	1912780	11/15/2018	270	73,595.18	
1515923	1912753	11/15/2018	270	44,514.50	
1515928	1912758	11/15/2018	270	39,931.05	
1515920	1912750	11/15/2018	270	35,867.05	
1515946	1912766	11/15/2018	270	31,849.55	
1515971	1912782	11/15/2018	270	30,037.55	
1515596	192701008 AIRS TA	11/15/2018	270	26,075.82	
1515945	1912765	11/15/2018	270	25,915.62	
1515926	1912756	11/15/2018	270	25,085.00	
1515952	1912770	11/15/2018	270	24,471.90	
1515979	1912783	11/15/2018	270	20,935.50	
1516018	1912834	11/15/2018	270	20,000.00	
1515944	1912764	11/15/2018	270	16,619.00	
1515959	1912774	11/15/2018	270	16,239.21	
1515598	192701011 AIRS DE	11/15/2018	270	13,468.76	
1515942	1912763	11/15/2018	270	11,784.00	
1516006	1912829	11/15/2018	270	9,316.21	

Run Date: 1/2/2019
 Run Time: 8:52:21AM

Demand Account Activity

Start Date: 7/1/2018 End Date: 12/31/2018

Page: 161
 User: 0

Jnl. Entry	Ref #	Trx. Date	Ledger	Debit Amount	Credit Amount
1515947	1912767	11/15/2018	270	9,180.00	
1516020	1912836	11/15/2018	270	8,970.00	
1515948	1912768	11/15/2018	270	8,065.72	
1515579	1912726	11/15/2018	270	7,640.00	
1516023	1912839	11/15/2018	270	7,031.50	
1515966	1912777	11/15/2018	270	6,564.27	
1515921	1912751	11/15/2018	270	6,339.12	
1515964	1912776	11/15/2018	270	6,268.43	
1515958	1912773	11/15/2018	270	5,180.73	
1516024	1912840	11/15/2018	270	3,973.94	
1515931	1912761	11/15/2018	270	3,768.15	
1515984	1912787	11/15/2018	270	3,560.00	
1515953	1912771	11/15/2018	270	3,149.00	
1516025	1912841	11/15/2018	270	3,035.00	
1515961	1912775	11/15/2018	270	2,436.02	
1516021	1912837	11/15/2018	270	2,300.00	
1515985	1912788	11/15/2018	270	1,745.00	
1515922	1912752	11/15/2018	270	1,520.01	
1515982	1912785	11/15/2018	270	1,302.50	
1515929	1912759	11/15/2018	270	1,118.63	
1516030	1912846	11/15/2018	270	1,093.00	
1515949	1912769	11/15/2018	270	1,072.33	
1516029	1912845	11/15/2018	270	940.00	
1515955	1912772	11/15/2018	270	853.00	
1515932	1912762	11/15/2018	270	651.37	
1516027	1912843	11/15/2018	270	619.00	
1515925	1912755	11/15/2018	270	602.00	
1516026	1912842	11/15/2018	270	550.00	
1516019	1912835	11/15/2018	270	390.00	
1516017	1912833	11/15/2018	270	364.10	
1515915	1912830	11/15/2018	270	295.00	
1515968	1912779	11/15/2018	270	269.58	
1515967	1912778	11/15/2018	270	195.29	
1515983	1912786	11/15/2018	270	150.00	
1516015	1912831	11/15/2018	270	125.00	
1516016	1912832	11/15/2018	270	125.00	
1515980	1912784	11/15/2018	270	110.00	
1516031	1912847	11/15/2018	270	90.00	
1515597	192701010 AIRS DE	11/15/2018	270	80.34	
1516028	1912844	11/15/2018	270	70.00	
1516033	1912848	11/15/2018	270	38.00	
1516034	1912849	11/15/2018	270	38.00	
1515930	1912760	11/15/2018	270	31.92	
1516036	1912850	11/15/2018	270	24.00	
1515580	CD ACH Bank Trans	11/15/2018	270		560,000.00
1515907	DFA EFT REV 11/15	11/15/2018	270		1,697.66
1515918	Duplicate Receipt Cr	11/15/2018	270		214,383.27
1515599	192701101	11/15/2018	270		5,179,843.18
1515604	192701102	11/15/2018	270		45,843,740.21
1515973	192701102	11/15/2018	270		90,370,985.85
1515975	192701103	11/15/2018	270		4,000,000.00
1516032	192701106	11/15/2018	270		1,000,000.00
1516533	192701007 AIRS TA	11/16/2018	270	108,999,431.78	
1516580	1912894	11/16/2018	270	95,033,177.56	
1516547	193981103	11/16/2018	270	27,107,330.21	
1516539	192701103	11/16/2018	270	12,000,000.00	

Run Date: 1/2/2019
 Run Time: 8:52:21AM

Demand Account Activity

Start Date: 7/1/2018 End Date: 12/31/2018

Page: 162
 User: 0

Jnl. Entry	Ref #	Trx. Date	Ledger	Debit Amount	Credit Amount
1516655	1912959	11/16/2018	270	8,439,453.02	
1516662	1912962	11/16/2018	270	2,285,550.44	
1516656	1912960	11/16/2018	270	1,673,060.05	
1516577	1912887	11/16/2018	270	1,517,527.48	
1516559	1912880	11/16/2018	270	1,431,632.85	
1516541	192301101	11/16/2018	270	1,000,000.00	
1516654	1912958	11/16/2018	270	606,632.27	
1516579	1912888	11/16/2018	270	279,719.12	
1516571	1912879	11/16/2018	270	207,191.57	
1516640	1912956	11/16/2018	270	155,316.55	
1516659	1912961	11/16/2018	270	86,152.13	
1516053	1912881	11/16/2018	270	85,665.84	
1516581	1912898	11/16/2018	270	81,068.73	
1516569	1912889	11/16/2018	270	62,569.88	
1516665	1912963	11/16/2018	270	58,766.90	
1516534	192701008 AIRS TA	11/16/2018	270	58,102.60	
1516660	1912975	11/16/2018	270	48,774.82	
1516586	1912899	11/16/2018	270	43,823.33	
1516672	1912986	11/16/2018	270	43,306.26	
1516544	193981101	11/16/2018	270	38,144.89	
1516573	1912890	11/16/2018	270	25,218.95	
1516567	1912882	11/16/2018	270	16,101.51	
1516676	1912987	11/16/2018	270	12,341.61	
1516554	1912869	11/16/2018	270	7,960.00	
1516637	1912953	11/16/2018	270	7,662.45	
1516557	1912871	11/16/2018	270	6,685.00	
1516523	1912868	11/16/2018	270	4,734.56	
1516677	1912988	11/16/2018	270	4,580.05	
1516536	192701011 AIRS DE	11/16/2018	270	4,220.24	
1516593	1912905	11/16/2018	270	4,205.61	
1516560	1912873	11/16/2018	270	2,930.00	
1516661	1912976	11/16/2018	270	2,813.50	
1516585	1912897	11/16/2018	270	2,791.52	
1516592	1912904	11/16/2018	270	2,770.00	
1516635	1912951	11/16/2018	270	2,663.50	
1516636	1912952	11/16/2018	270	2,275.00	
1516582	1912895	11/16/2018	270	2,213.69	
1516680	1912989	11/16/2018	270	2,201.13	
1516583	1912896	11/16/2018	270	2,122.00	
1516652	1912957	11/16/2018	270	1,565.39	
1516588	1912900	11/16/2018	270	1,457.96	
1516555	1912870	11/16/2018	270	1,430.00	
1516638	1912954	11/16/2018	270	1,343.73	
1516589	1912901	11/16/2018	270	1,142.50	
1516572	1912885	11/16/2018	270	1,027.00	
1516561	1912874	11/16/2018	270	663.00	
1516630	1912946	11/16/2018	270	582.00	
1516535	192701010 AIRS DE	11/16/2018	270	577.73	
1516558	1912872	11/16/2018	270	550.00	
1516639	1912955	11/16/2018	270	523.86	
1516631	1912947	11/16/2018	270	516.00	
1516632	1912948	11/16/2018	270	442.00	
1516575	1912891	11/16/2018	270	420.00	
1516538	192701102	11/16/2018	270	408.34	
1516591	1912903	11/16/2018	270	387.00	
1516576	1912892	11/16/2018	270	304.00	

Run Date: 1/2/2019
 Run Time: 8:52:21AM

Demand Account Activity

Start Date: 7/1/2018 End Date: 12/31/2018

Page: 163
 User: 0

Jnl. Entry	Ref #	Trx. Date	Ledger	Debit Amount	Credit Amount
1516562	1912875	11/16/2018	270	170.00	
1516578	1912893	11/16/2018	270	154.00	
1516590	1912902	11/16/2018	270	117.00	
1516563	1912876	11/16/2018	270	91.20	
1516564	1912877	11/16/2018	270	91.20	
1516633	1912949	11/16/2018	270	65.00	
1516565	1912878	11/16/2018	270	57.60	
1516568	1912883	11/16/2018	270	48.01	
1516621	1912945	11/16/2018	270	35.00	
1516634	1912950	11/16/2018	270	28.00	
1516570	1912884	11/16/2018	270	13.14	
1516574	1912886	11/16/2018	270	4.25	
1516520	CD ACH Bank Trans	11/16/2018	270		992,000.00
1516596	DFA EFT REV 11/16	11/16/2018	270		48,510.20
1516537	192701101	11/16/2018	270		6,475,716.13
1516540	192701104	11/16/2018	270		38,000,000.00
1516542	192701105	11/16/2018	270		95,033,177.56
1516543	192701106	11/16/2018	270		38,144.89
1516550	192701111	11/16/2018	270		117,336,406.98
1516685	192701112	11/16/2018	270		4,000,000.00
1517098	CD ACH Bank Trans	11/19/2018	270	101,000,000.00	
1517117	192701103	11/19/2018	270	83,200,000.00	
1517109	192701101EFT AIRS	11/19/2018	270	65,139,622.58	
1517121	192701107	11/19/2018	270	12,000,000.00	
1516996	1913039	11/19/2018	270	2,299,734.90	
1517102	1913121	11/19/2018	270	1,516,363.00	
1517119	192701108	11/19/2018	270	834,210.32	
1517035	1913056	11/19/2018	270	208,901.08	
1516704	1913034	11/19/2018	270	142,423.00	
1517011	1913035	11/19/2018	270	105,000.00	
1516692	1912997	11/19/2018	270	100,286.78	
1517014	1913040	11/19/2018	270	88,885.00	
1517041	1913066	11/19/2018	270	86,496.16	
1517013	1913037	11/19/2018	270	75,558.82	
1517019	1913041	11/19/2018	270	26,109.19	
1517076	1913096	11/19/2018	270	24,142.58	
1517016	1913044	11/19/2018	270	22,905.26	
1517101	192701102CC AIRS	11/19/2018	270	21,850.76	
1517018	1913045	11/19/2018	270	21,255.00	
1516683	1912995	11/19/2018	270	20,542.64	
1517020	1913046	11/19/2018	270	20,134.91	
1517021	1913047	11/19/2018	270	20,045.14	
1517022	1913042	11/19/2018	270	18,580.98	
1517071	1913097	11/19/2018	270	14,558.48	
1516696	1913000	11/19/2018	270	14,272.39	
1517023	1913048	11/19/2018	270	10,345.22	
1517074	1913098	11/19/2018	270	8,394.75	
1517012	1913036	11/19/2018	270	8,000.00	
1516693	1912998	11/19/2018	270	6,321.75	
1517110	192701104IRPCC A	11/19/2018	270	6,275.03	
1517080	1913101	11/19/2018	270	5,814.87	
1517015	1913043	11/19/2018	270	5,215.70	
1517034	1913086	11/19/2018	270	3,379.00	
1517096	1913120	11/19/2018	270	3,217.83	
1517025	1913049	11/19/2018	270	2,800.10	
1517066	1913088	11/19/2018	270	2,505.00	

Run Date: 1/2/2019
 Run Time: 8:52:21AM

Demand Account Activity

Start Date: 7/1/2018 End Date: 12/31/2018

Page: 164
 User: 0

Jnl. Entry	Ref #	Trx. Date	Ledger	Debit Amount	Credit Amount
1517030	1913053	11/19/2018	270	2,490.85	
1516697	1913012	11/19/2018	270	2,330.00	
1517026	1913050	11/19/2018	270	1,253.95	
1517027	1913051	11/19/2018	270	1,129.21	
1517103	192701103IFTA CC.	11/19/2018	270	1,052.07	
1517070	1913092	11/19/2018	270	870.00	
1517068	1913090	11/19/2018	270	843.00	
1516691	1913010	11/19/2018	270	725.00	
1517031	1913054	11/19/2018	270	525.00	
1516698	1913001	11/19/2018	270	495.25	
1517067	1913089	11/19/2018	270	450.00	
1516703	1913015	11/19/2018	270	450.00	
1516701	1913013	11/19/2018	270	375.00	
1516694	1913011	11/19/2018	270	362.00	
1516699	1913002	11/19/2018	270	361.00	
1517017	1913038	11/19/2018	270	359.21	
1516671	1913003	11/19/2018	270	287.50	
1517065	1913087	11/19/2018	270	270.00	
1517029	1913052	11/19/2018	270	238.23	
1516702	1913014	11/19/2018	270	150.00	
1517069	1913091	11/19/2018	270	120.00	
1516689	1912996	11/19/2018	270	103.15	
1517033	1913055	11/19/2018	270	91.00	
1516673	1913004	11/19/2018	270	75.00	
1516679	1913005	11/19/2018	270	75.00	
1516686	1913006	11/19/2018	270	70.00	
1517072	1913093	11/19/2018	270	22.80	
1517073	1913094	11/19/2018	270	22.80	
1516687	1913007	11/19/2018	270	16.00	
1517075	1913095	11/19/2018	270	14.40	
1516688	1913008	11/19/2018	270	12.00	
1516690	1913009	11/19/2018	270	9.00	
1516695	1912999	11/19/2018	270	1.00	
1517045	8008124 EFT REV 1	11/19/2018	270		57,548.27
1517097	CD ACH Bank Trans	11/19/2018	270		3,040,000.00
1517115	1930011011	11/19/2018	270		247,199,119.16
1517116	192701102	11/19/2018	270		6,562,331.56
1517120	192701106	11/19/2018	270		7,871,528.49
1517124	192701126	11/19/2018	270		2,000,000.00
1517509	192701101AIRS EF	11/20/2018	270	29,716,003.25	
1517685	1913318	11/20/2018	270	7,494,027.10	
1517464	CD ACH Bank Trans	11/20/2018	270	5,000,000.00	
1517571	1913150	11/20/2018	270	1,921,751.02	
1517683	1913317	11/20/2018	270	1,269,006.43	
1517631	1913295	11/20/2018	270	733,982.90	
1517682	1913316	11/20/2018	270	623,381.13	
1517522	1913146	11/20/2018	270	534,806.21	
1517548	1913152	11/20/2018	270	407,981.23	
1517549	1913153	11/20/2018	270	375,963.50	
1517551	1913155	11/20/2018	270	246,277.02	
1517651	1913269	11/20/2018	270	183,345.00	
1517559	1913156	11/20/2018	270	181,601.49	
1517570	1913188	11/20/2018	270	180,000.00	
1517680	1913314	11/20/2018	270	178,542.95	
1517550	1913154	11/20/2018	270	177,621.46	
1517504	1913160	11/20/2018	270	168,873.61	

Run Date: 1/2/2019
 Run Time: 8:52:21AM

Demand Account Activity

Page: 165
 User: 0

Start Date: 7/1/2018 End Date: 12/31/2018

Jnl. Entry	Ref #	Trx. Date	Ledger	Debit Amount	Credit Amount
1517616	1913252	11/20/2018	270	150,169.50	
1517541	1913215	11/20/2018	270	146,748.37	
1517500	1913157	11/20/2018	270	139,962.79	
1517652	1913270	11/20/2018	270	102,172.00	
1517502	1913158	11/20/2018	270	93,656.09	
1517681	1913315	11/20/2018	270	87,501.60	
1517594	1913249	11/20/2018	270	84,859.39	
1517525	1913147	11/20/2018	270	75,819.91	
1517503	1913159	11/20/2018	270	71,660.86	
1517572	1913189	11/20/2018	270	58,528.74	
1517569	192701109	11/20/2018	270	50,000.00	
1517485	1913143	11/20/2018	270	36,469.62	
1517573	1913190	11/20/2018	270	35,540.31	
1517507	1913162	11/20/2018	270	26,873.87	
1517628	1913294	11/20/2018	270	24,200.34	
1517567	1913200	11/20/2018	270	20,221.92	
1517545	1913151	11/20/2018	270	16,967.47	
1517689	1913324	11/20/2018	270	16,034.51	
1517686	1913321	11/20/2018	270	14,110.00	
1517526	192701102CC AIRS	11/20/2018	270	12,385.87	
1517513	1913144	11/20/2018	270	11,328.53	
1517688	1913323	11/20/2018	270	9,145.00	
1517687	1913322	11/20/2018	270	8,350.00	
1517517	1913145	11/20/2018	270	7,994.70	
1517553	192701104IRPCCAI	11/20/2018	270	7,474.37	
1517672	1913306	11/20/2018	270	7,300.00	
1517654	1913271	11/20/2018	270	6,475.00	
1517675	1913309	11/20/2018	270	5,590.00	
1517678	1913312	11/20/2018	270	5,579.37	
1517617	1913253	11/20/2018	270	5,420.00	
1517623	1913292	11/20/2018	270	5,225.20	
1517540	1913148	11/20/2018	270	4,871.74	
1517543	1913149	11/20/2018	270	4,771.66	
1517674	1913308	11/20/2018	270	4,690.00	
1517505	1913161	11/20/2018	270	3,904.94	
1517639	1913299	11/20/2018	270	3,750.00	
1517625	1913293	11/20/2018	270	3,746.76	
1517673	1913307	11/20/2018	270	3,399.00	
1517677	1913311	11/20/2018	270	3,046.59	
1517676	1913310	11/20/2018	270	2,798.25	
1517563	1913199	11/20/2018	270	2,735.00	
1517614	1913250	11/20/2018	270	2,337.58	
1517555	1913184	11/20/2018	270	2,185.24	
1517618	1913254	11/20/2018	270	1,900.00	
1517620	1913256	11/20/2018	270	1,855.00	
1517537	1913180	11/20/2018	270	1,779.50	
1517539	1913214	11/20/2018	270	1,271.16	
1517624	1913258	11/20/2018	270	1,250.00	
1517552	192701103IFTA CC.	11/20/2018	270	1,209.55	
1517560	1913198	11/20/2018	270	1,087.50	
1517637	1913298	11/20/2018	270	1,082.50	
1517535	1913179	11/20/2018	270	1,068.00	
1517610	1913291	11/20/2018	270	984.63	
1517561	1913185	11/20/2018	270	933.52	
1517627	1913259	11/20/2018	270	740.00	
1517679	1913313	11/20/2018	270	693.45	

Run Date: 1/2/2019
 Run Time: 8:52:21AM

Demand Account Activity

Page: 166
 User: 0

Start Date: 7/1/2018 End Date: 12/31/2018

Jnl. Entry	Ref #	Trx. Date	Ledger	Debit Amount	Credit Amount
1517556	192701105	11/20/2018	270	623.00	
1517659	1913302	11/20/2018	270	550.00	
1517633	1913260	11/20/2018	270	546.00	
1517640	1913262	11/20/2018	270	487.50	
1517527	1913173	11/20/2018	270	481.00	
1517619	1913255	11/20/2018	270	350.00	
1517533	1913178	11/20/2018	270	330.00	
1517530	1913175	11/20/2018	270	303.00	
1517532	1913177	11/20/2018	270	275.00	
1517528	1913174	11/20/2018	270	268.00	
1517657	1913301	11/20/2018	270	250.00	
1517615	1913251	11/20/2018	270	245.68	
1517531	1913176	11/20/2018	270	243.00	
1517516	1913169	11/20/2018	270	234.00	
1517520	1913171	11/20/2018	270	175.00	
1517621	1913257	11/20/2018	270	150.00	
1517653	1913300	11/20/2018	270	150.00	
1517636	1913297	11/20/2018	270	144.52	
1517642	1913263	11/20/2018	270	135.00	
1517514	1913167	11/20/2018	270	105.00	
1517644	1913264	11/20/2018	270	100.00	
1517638	1913261	11/20/2018	270	90.00	
1517515	1913168	11/20/2018	270	70.00	
1517562	1913186	11/20/2018	270	68.62	
1517518	1913170	11/20/2018	270	50.00	
1517554	1913216	11/20/2018	270	45.09	
1517566	1913187	11/20/2018	270	37.06	
1517634	1913296	11/20/2018	270	35.99	
1517645	1913265	11/20/2018	270	22.80	
1517647	1913266	11/20/2018	270	22.80	
1517512	1913166	11/20/2018	270	16.00	
1517648	1913267	11/20/2018	270	14.40	
1517508	1913163	11/20/2018	270	12.00	
1517523	1913172	11/20/2018	270	12.00	
1517650	1913268	11/20/2018	270	8.50	
1517510	1913164	11/20/2018	270	8.00	
1517511	1913165	11/20/2018	270	4.00	
1517656	1913272	11/20/2018	270	0.23	
1517463	CD ACH Bank Trans	11/20/2018	270		8,692,000.00
1517557	8008125 EFT REV 1	11/20/2018	270		9,514.09
1517579	Correct #1911525	11/20/2018	270		0.20
1517564	192701106	11/20/2018	270		10,007,726.79
1517568	192701108	11/20/2018	270		16,838,471.84
1517575	192701110	11/20/2018	270		9,634,315.25
1517576	192701111	11/20/2018	270		50,000.00
1517684	192701120	11/20/2018	270		6,000,000.00
1517934	Correct Journal Entr	11/21/2018	270	251,000,000.00	
1517939	192701117	11/21/2018	270	242,000,000.00	
1517845	192701101EFT AIRS	11/21/2018	270	98,347,780.90	
1517808	1913373	11/21/2018	270	61,456,413.84	
1517819	1913384	11/21/2018	270	25,259,660.89	
1517823	1913386	11/21/2018	270	13,428,632.00	
1517826	1913391	11/21/2018	270	10,997,705.72	
1517853	192701106	11/21/2018	270	10,000,000.00	
1517803	1913365	11/21/2018	270	1,238,194.93	
1517768	1913333	11/21/2018	270	712,371.05	

Run Date: 1/2/2019
 Run Time: 8:52:21AM

Demand Account Activity

Start Date: 7/1/2018 End Date: 12/31/2018

Page: 167
 User: 0

Jnl. Entry	Ref #	Trx. Date	Ledger	Debit Amount	Credit Amount
1517827	1913392	11/21/2018	270	585,064.14	
1517795	1913366	11/21/2018	270	454,372.32	
1517911	1913461	11/21/2018	270	416,905.60	
1517915	1913463	11/21/2018	270	173,745.13	
1517804	1913367	11/21/2018	270	147,466.36	
1517821	1913385	11/21/2018	270	72,065.00	
1517878	1913413	11/21/2018	270	61,976.00	
1517913	1913462	11/21/2018	270	56,346.00	
1517806	1913368	11/21/2018	270	55,501.53	
1517935	1913456	11/21/2018	270	36,301.43	
1517846	192701102CCAIRS	11/21/2018	270	28,735.18	
1517805	1913369	11/21/2018	270	22,017.35	
1517807	1913370	11/21/2018	270	20,887.79	
1517910	1913458	11/21/2018	270	18,017.42	
1517809	1913371	11/21/2018	270	16,923.54	
1517917	1913464	11/21/2018	270	12,905.63	
1517920	1913466	11/21/2018	270	11,031.00	
1517810	1913372	11/21/2018	270	10,601.85	
1517852	192701105ABC BR	11/21/2018	270	9,645.00	
1517694	1913328	11/21/2018	270	9,381.47	
1517811	1913374	11/21/2018	270	7,648.50	
1517812	1913375	11/21/2018	270	6,513.75	
1517820	1913376	11/21/2018	270	6,466.22	
1517776	1913350	11/21/2018	270	6,364.00	
1517822	1913377	11/21/2018	270	5,390.06	
1517937	1913459	11/21/2018	270	4,644.04	
1517927	1913470	11/21/2018	270	4,520.25	
1517919	1913465	11/21/2018	270	3,983.67	
1517869	192701116	11/21/2018	270	3,715.83	
1517850	192701104IRPCC	11/21/2018	270	3,501.60	
1517824	1913378	11/21/2018	270	2,984.01	
1517933	1913455	11/21/2018	270	2,916.74	
1517766	1913331	11/21/2018	270	2,555.00	
1517906	1913443	11/21/2018	270	2,210.00	
1517813	1913379	11/21/2018	270	2,122.72	
1517929	1913471	11/21/2018	270	1,819.40	
1517926	1913469	11/21/2018	270	1,553.87	
1517914	1913445	11/21/2018	270	1,424.00	
1517931	1913453	11/21/2018	270	948.54	
1517918	1913447	11/21/2018	270	900.00	
1517936	1913457	11/21/2018	270	813.35	
1517923	1913449	11/21/2018	270	730.00	
1517848	192701103IFTA CC.	11/21/2018	270	725.67	
1517764	1913329	11/21/2018	270	667.82	
1517879	1913414	11/21/2018	270	634.57	
1517922	1913467	11/21/2018	270	570.00	
1517856	192701109	11/21/2018	270	566.00	
1517815	1913381	11/21/2018	270	526.08	
1517924	1913468	11/21/2018	270	497.00	
1517932	1913454	11/21/2018	270	488.25	
1517912	1913444	11/21/2018	270	400.00	
1517767	1913332	11/21/2018	270	335.00	
1517817	1913382	11/21/2018	270	214.07	
1517893	1913460	11/21/2018	270	161.65	
1517916	1913446	11/21/2018	270	120.00	
1517814	1913380	11/21/2018	270	99.57	

Run Date: 1/2/2019
 Run Time: 8:52:21AM

Demand Account Activity

Start Date: 7/1/2018 End Date: 12/31/2018

Page: 168
 User: 0

Jnl. Entry	Ref #	Trx. Date	Ledger	Debit Amount	Credit Amount
1517921	1913448	11/21/2018	270	75.00	
1517765	1913330	11/21/2018	270	50.00	
1517818	1913383	11/21/2018	270	39.23	
1517925	1913450	11/21/2018	270	30.40	
1517928	1913451	11/21/2018	270	30.40	
1517930	1913452	11/21/2018	270	19.20	
1517769	1913334	11/21/2018	270	10.00	
1517816	8008126 EFT REV 1	11/21/2018	270		66,820.31
1517854	192701107	11/21/2018	270		270,967,473.26
1517857	192701110	11/21/2018	270		8,714,810.88
1517858	192701111	11/21/2018	270		25,259,660.89
1517859	192701112	11/21/2018	270		168,963,061.00
1517864	192701113	11/21/2018	270		3,715.83
1517908	Back Out Journal Er	11/21/2018	270		242,000,000.00
1519265	192701101	11/26/2018	270	107,000,000.00	
1519279	192701107 AIRS TA	11/26/2018	270	86,151,452.87	
1519264	193001104	11/26/2018	270	32,000,000.00	
1519390	193001105	11/26/2018	270	26,000,000.00	
1519379	1913577	11/26/2018	270	8,130,810.67	
1519321	1913532	11/26/2018	270	4,614,993.81	
1519392	1913586	11/26/2018	270	1,196,622.99	
1519331	1913533	11/26/2018	270	1,081,951.71	
1519253	1913494	11/26/2018	270	895,676.29	
1519336	1913534	11/26/2018	270	627,397.62	
1519310	1913521	11/26/2018	270	363,023.00	
1519384	1913585	11/26/2018	270	362,148.00	
1519254	1913495	11/26/2018	270	213,860.77	
1519270	192701105	11/26/2018	270	178,812.69	
1519338	1913535	11/26/2018	270	171,737.74	
1519340	1913536	11/26/2018	270	165,714.12	
1519343	1913537	11/26/2018	270	161,133.67	
1519345	1913538	11/26/2018	270	150,125.80	
1519346	1913539	11/26/2018	270	115,830.63	
1519347	1913540	11/26/2018	270	74,306.84	
1519248	1913489	11/26/2018	270	68,289.54	
1519282	192701110 AIRS DS	11/26/2018	270	65,215.14	
1519280	192701108 AIRS TA	11/26/2018	270	58,894.69	
1519348	1913541	11/26/2018	270	47,056.52	
1519380	1913578	11/26/2018	270	36,579.85	
1519349	1913542	11/26/2018	270	31,221.20	
1519351	1913544	11/26/2018	270	30,995.73	
1519381	1913579	11/26/2018	270	27,647.55	
1519328	192701113	11/26/2018	270	21,502.75	
1519358	1913561	11/26/2018	270	20,580.90	
1519237	1913478	11/26/2018	270	20,451.35	
1519249	1913490	11/26/2018	270	20,290.40	
1519312	1913523	11/26/2018	270	19,833.48	
1519313	1913524	11/26/2018	270	16,808.20	
1519307	1913520	11/26/2018	270	13,369.31	
1519292	1913506	11/26/2018	270	11,917.63	
1519250	1913491	11/26/2018	270	10,627.18	
1519314	1913525	11/26/2018	270	10,026.38	
1519387	1913588	11/26/2018	270	8,510.00	
1519361	1913576	11/26/2018	270	6,601.00	
1519302	1913516	11/26/2018	270	6,304.00	
1519315	1913526	11/26/2018	270	5,682.09	

Run Date: 1/2/2019
 Run Time: 8:52:21AM

Demand Account Activity

Page: 169
 User: 0

Start Date: 7/1/2018 End Date: 12/31/2018

Jnl. Entry	Ref #	Trx. Date	Ledger	Debit Amount	Credit Amount
1519300	1913514	11/26/2018	270	5,125.00	
1519235	1913476	11/26/2018	270	4,656.00	
1519251	1913492	11/26/2018	270	4,080.07	
1519252	1913493	11/26/2018	270	3,927.70	
1519246	1913487	11/26/2018	270	3,053.60	
1517945	1913475	11/26/2018	270	2,407.98	
1519240	1913481	11/26/2018	270	2,390.00	
1519296	1913510	11/26/2018	270	2,130.00	
1519239	1913480	11/26/2018	270	2,120.00	
1519353	1913548	11/26/2018	270	1,882.63	
1519245	1913486	11/26/2018	270	1,877.00	
1519236	1913477	11/26/2018	270	1,465.09	
1519316	1913527	11/26/2018	270	1,448.54	
1519320	1913531	11/26/2018	270	1,202.21	
1519299	1913513	11/26/2018	270	920.00	
1519311	1913522	11/26/2018	270	906.07	
1519317	1913528	11/26/2018	270	886.24	
1519298	1913512	11/26/2018	270	866.00	
1519290	1913504	11/26/2018	270	800.00	
1519284	1913502	11/26/2018	270	760.00	
1519350	1913543	11/26/2018	270	610.51	
1519301	1913515	11/26/2018	270	520.00	
1519393	1913587	11/26/2018	270	500.00	
1519247	1913488	11/26/2018	270	458.92	
1519281	192701109 AIRS DE	11/26/2018	270	437.95	
1519289	1913503	11/26/2018	270	247.30	
1519318	1913529	11/26/2018	270	191.72	
1519319	1913530	11/26/2018	270	174.46	
1519283	192701111 AIRS DS	11/26/2018	270	75.00	
1519297	1913511	11/26/2018	270	70.00	
1519293	1913507	11/26/2018	270	45.60	
1519294	1913508	11/26/2018	270	45.60	
1519238	1913479	11/26/2018	270	42.00	
1519244	1913485	11/26/2018	270	39.24	
1519295	1913509	11/26/2018	270	28.80	
1519291	1913505	11/26/2018	270	5.53	
1517943	CD ACH Bank Trans	11/26/2018	270		5,983,000.00
1519309	DFA EFT REV 11/26	11/26/2018	270		3,220.62
1519267	192701102	11/26/2018	270		173,244,907.98
1519268	192701103	11/26/2018	270		7,245,384.11
1519269	192701104	11/26/2018	270		3,413,572.25
1519322	192701106	11/26/2018	270		42,883,755.14
1519327	192701112	11/26/2018	270		21,502.75
1519329	192701114	11/26/2018	270		13,000,000.00
1519330	192701115	11/26/2018	270		24,941,666.67
1519755	192701103	11/27/2018	270	152,000,000.00	
1519751	192701107 AIRS TA	11/27/2018	270	49,691,245.52	
1519759	1913626	11/27/2018	270	2,432,217.93	
1519777	1913640	11/27/2018	270	1,541,361.00	
1519896	1913754	11/27/2018	270	1,500,000.00	
1519814	1913675	11/27/2018	270	1,271,340.28	
1519742	192301101	11/27/2018	270	1,000,000.00	
1519408	CD ACH Bank Trans	11/27/2018	270	857,516.00	
1519821	1913678	11/27/2018	270	495,097.53	
1519428	1913619	11/27/2018	270	450,589.12	
1519846	1913679	11/27/2018	270	368,924.83	

Run Date: 1/2/2019
 Run Time: 8:52:21AM

Demand Account Activity

Start Date: 7/1/2018 End Date: 12/31/2018

Page: 170
 User: 0

Jnl. Entry	Ref #	Trx. Date	Ledger	Debit Amount	Credit Amount
1519904	1913762	11/27/2018	270	312,302.57	
1519905	1913763	11/27/2018	270	261,051.25	
1519906	1913764	11/27/2018	270	220,213.22	
1519825	1913680	11/27/2018	270	213,244.99	
1519901	1913759	11/27/2018	270	157,822.92	
1519400	1913590	11/27/2018	270	155,936.72	
1519812	1913673	11/27/2018	270	139,920.51	
1519758	1913625	11/27/2018	270	109,499.61	
1519826	1913681	11/27/2018	270	105,909.55	
1519789	1913651	11/27/2018	270	80,701.79	
1519762	1913628	11/27/2018	270	80,370.07	
1519733	1913682	11/27/2018	270	79,785.09	
1519803	1913662	11/27/2018	270	78,326.80	
1519752	192701108 AIRS TA	11/27/2018	270	51,861.71	
1519891	1913751	11/27/2018	270	47,631.91	
1519893	1913752	11/27/2018	270	43,199.52	
1519404	1913594	11/27/2018	270	32,284.41	
1519847	1913724	11/27/2018	270	29,619.97	
1519763	1913629	11/27/2018	270	24,681.34	
1519757	1913624	11/27/2018	270	21,978.99	
1519852	1913727	11/27/2018	270	20,662.99	
1519908	1913766	11/27/2018	270	20,556.28	
1519815	1913676	11/27/2018	270	19,555.75	
1519804	1913663	11/27/2018	270	16,380.00	
1519406	1913596	11/27/2018	270	15,610.33	
1519409	1913597	11/27/2018	270	15,606.75	
1519410	1913598	11/27/2018	270	13,889.42	
1519754	192701110 AIRS DS	11/27/2018	270	10,723.47	
1519411	1913599	11/27/2018	270	10,217.55	
1519417	1913605	11/27/2018	270	8,954.97	
1519405	1913595	11/27/2018	270	7,705.92	
1519894	1913753	11/27/2018	270	6,415.39	
1519401	1913591	11/27/2018	270	6,096.45	
1519402	1913592	11/27/2018	270	5,726.80	
1519420	1913608	11/27/2018	270	5,700.00	
1519853	1913728	11/27/2018	270	4,360.50	
1519760	1913627	11/27/2018	270	4,025.40	
1519819	1913677	11/27/2018	270	3,690.16	
1519788	1913650	11/27/2018	270	3,610.00	
1519413	1913601	11/27/2018	270	3,150.00	
1519813	1913674	11/27/2018	270	2,820.65	
1519800	1913659	11/27/2018	270	2,740.00	
1519403	1913593	11/27/2018	270	2,463.58	
1519899	1913757	11/27/2018	270	2,220.00	
1519802	1913661	11/27/2018	270	2,213.00	
1519907	1913765	11/27/2018	270	1,896.00	
1519786	1913648	11/27/2018	270	1,850.00	
1519827	1913683	11/27/2018	270	1,763.00	
1519900	1913758	11/27/2018	270	1,578.50	
1519828	1913684	11/27/2018	270	1,573.84	
1519798	1913657	11/27/2018	270	1,380.00	
1519414	1913602	11/27/2018	270	1,250.00	
1519782	1913644	11/27/2018	270	980.00	
1519874	1913685	11/27/2018	270	815.89	
1519829	1913686	11/27/2018	270	734.15	
1519739	192701101	11/27/2018	270	592.00	

Run Date: 1/2/2019
 Run Time: 8:52:21AM

Demand Account Activity

Start Date: 7/1/2018 End Date: 12/31/2018

Page: 171
 User: 0

Jnl. Entry	Ref #	Trx. Date	Ledger	Debit Amount	Credit Amount
1519797	1913656	11/27/2018	270	582.00	
1519784	1913646	11/27/2018	270	556.00	
1519799	1913658	11/27/2018	270	500.00	
1519830	1913687	11/27/2018	270	465.00	
1519848	1913725	11/27/2018	270	432.67	
1519831	1913688	11/27/2018	270	420.00	
1519850	1913726	11/27/2018	270	381.00	
1519785	1913647	11/27/2018	270	340.00	
1519787	1913649	11/27/2018	270	300.00	
1519832	1913689	11/27/2018	270	270.00	
1519412	1913600	11/27/2018	270	250.00	
1519902	1913761	11/27/2018	270	225.00	
1519419	1913607	11/27/2018	270	225.00	
1519897	1913755	11/27/2018	270	200.00	
1519416	1913604	11/27/2018	270	200.00	
1519801	1913660	11/27/2018	270	190.00	
1519833	1913690	11/27/2018	270	176.00	
1519415	1913603	11/27/2018	270	172.00	
1519776	1913639	11/27/2018	270	150.00	
1519834	1913691	11/27/2018	270	147.49	
1519898	1913756	11/27/2018	270	140.00	
1519783	1913645	11/27/2018	270	120.00	
1519753	192701109 AIRS DE	11/27/2018	270	118.01	
1519796	1913655	11/27/2018	270	100.00	
1519835	1913692	11/27/2018	270	100.00	
1519836	1913693	11/27/2018	270	80.00	
1519418	1913606	11/27/2018	270	75.00	
1519422	1913609	11/27/2018	270	75.00	
1519423	1913610	11/27/2018	270	75.00	
1519888	1913749	11/27/2018	270	48.50	
1519890	1913750	11/27/2018	270	48.50	
1519877	1913694	11/27/2018	270	30.00	
1519879	1913695	11/27/2018	270	21.00	
1519881	1913696	11/27/2018	270	20.00	
1519779	1913641	11/27/2018	270	15.20	
1519780	1913642	11/27/2018	270	15.20	
1519882	1913697	11/27/2018	270	10.00	
1519781	1913643	11/27/2018	270	9.60	
1519793	1913652	11/27/2018	270	7.60	
1519794	1913653	11/27/2018	270	7.60	
1519795	1913654	11/27/2018	270	4.80	
1519407	CD ACH Bank Trans	11/27/2018	270		45,294,414.00
1519743	DFA EFT REV 11/27	11/27/2018	270		103,798.67
1519740	192701102	11/27/2018	270		21,489,409.77
1519741	192701103	11/27/2018	270		15,378,245.40
1519774	192701104	11/27/2018	270		125,000,000.00
1519858	192701107	11/27/2018	270		7,000,000.00
1520286	192701107 AIRS TA	11/28/2018	270	53,809,325.92	
1520276	193001104	11/28/2018	270	24,000,000.00	
1520406	193001115	11/28/2018	270	16,000,000.00	
1520332	1913861	11/28/2018	270	10,236,755.52	
1520315	192701106	11/28/2018	270	5,000,000.00	
1520294	1913836	11/28/2018	270	3,490,895.48	
1520399	192301102	11/28/2018	270	3,000,000.00	
1520272	193001101	11/28/2018	270	1,000,000.00	
1520291	1913833	11/28/2018	270	460,271.70	

Run Date: 1/2/2019
 Run Time: 8:52:21AM

Demand Account Activity

Page: 172
 User: 0

Start Date: 7/1/2018 End Date: 12/31/2018

Jnl. Entry	Ref #	Trx. Date	Ledger	Debit Amount	Credit Amount
1520375	1913907	11/28/2018	270	369,794.05	
1520314	1913862	11/28/2018	270	315,427.75	
1520292	1913834	11/28/2018	270	253,372.77	
1520343	1913863	11/28/2018	270	221,140.00	
1520262	1913829	11/28/2018	270	153,621.00	
1519931	1913788	11/28/2018	270	129,642.24	
1519920	1913792	11/28/2018	270	128,154.60	
1520287	192701108 AIRS TA	11/28/2018	270	114,581.10	
1520264	1913832	11/28/2018	270	90,362.22	
1520263	1913830	11/28/2018	270	88,045.00	
1519921	1913784	11/28/2018	270	86,025.16	
1520257	1913821	11/28/2018	270	82,033.54	
1519925	1913786	11/28/2018	270	81,769.80	
1520384	1913924	11/28/2018	270	79,648.40	
1520295	1913837	11/28/2018	270	66,244.59	
1520289	192701110 AIRS DS	11/28/2018	270	56,611.83	
1519919	1913783	11/28/2018	270	40,198.20	
1519924	1913785	11/28/2018	270	37,871.40	
1520261	1913825	11/28/2018	270	30,850.37	
1520296	1913838	11/28/2018	270	28,686.85	
1520297	1913839	11/28/2018	270	25,729.64	
1520298	1913840	11/28/2018	270	22,408.58	
1520258	1913822	11/28/2018	270	16,898.08	
1520260	1913824	11/28/2018	270	16,512.01	
1520301	1913841	11/28/2018	270	14,303.24	
1519918	1913791	11/28/2018	270	12,551.20	
1520293	1913835	11/28/2018	270	9,420.27	
1520303	1913843	11/28/2018	270	8,739.00	
1519928	1913787	11/28/2018	270	6,708.04	
1520312	192701105	11/28/2018	270	6,162.14	
1519950	1913807	11/28/2018	270	4,475.00	
1519949	1913806	11/28/2018	270	3,977.75	
1520304	1913844	11/28/2018	270	3,936.53	
1520302	1913842	11/28/2018	270	3,856.69	
1520395	1913925	11/28/2018	270	3,842.50	
1519917	1913782	11/28/2018	270	3,377.08	
1520306	1913845	11/28/2018	270	3,223.85	
1520259	1913823	11/28/2018	270	3,200.00	
1520253	1913817	11/28/2018	270	2,875.00	
1520345	1913864	11/28/2018	270	2,440.00	
1520349	1913866	11/28/2018	270	2,440.00	
1519944	1913816	11/28/2018	270	2,300.00	
1520288	192701109 AIRS DS	11/28/2018	270	2,260.33	
1520307	1913846	11/28/2018	270	2,121.55	
1520400	1913926	11/28/2018	270	1,965.00	
1519942	1913773	11/28/2018	270	1,447.50	
1519948	1913805	11/28/2018	270	1,275.60	
1519916	1913781	11/28/2018	270	1,156.39	
1520374	1913906	11/28/2018	270	1,148.00	
1520341	1913868	11/28/2018	270	1,040.00	
1519947	1913804	11/28/2018	270	1,031.00	
1520376	1913908	11/28/2018	270	963.20	
1519915	1913790	11/28/2018	270	840.00	
1520346	1913870	11/28/2018	270	780.00	
1519946	1913803	11/28/2018	270	612.50	
1519945	1913802	11/28/2018	270	510.00	

Run Date: 1/2/2019
 Run Time: 8:52:21AM

Demand Account Activity

Start Date: 7/1/2018 End Date: 12/31/2018

Page: 173
 User: 0

Jnl. Entry	Ref #	Trx. Date	Ledger	Debit Amount	Credit Amount
1519935	1913770	11/28/2018	270	490.00	
1520348	1913865	11/28/2018	270	440.00	
1520308	1913847	11/28/2018	270	433.14	
1520377	1913909	11/28/2018	270	430.40	
1519943	1913801	11/28/2018	270	392.00	
1519940	1913772	11/28/2018	270	380.00	
1519941	1913800	11/28/2018	270	328.00	
1520310	1913848	11/28/2018	270	310.00	
1520401	1913927	11/28/2018	270	291.00	
1519939	1913799	11/28/2018	270	281.00	
1520305	1913849	11/28/2018	270	250.00	
1519911	1913777	11/28/2018	270	237.00	
1519938	1913798	11/28/2018	270	235.00	
1519932	1913797	11/28/2018	270	215.00	
1519903	1913775	11/28/2018	270	202.50	
1520352	1913867	11/28/2018	270	200.00	
1519914	1913780	11/28/2018	270	193.90	
1520309	1913850	11/28/2018	270	175.00	
1519929	1913796	11/28/2018	270	170.00	
1520254	1913818	11/28/2018	270	150.00	
1519910	1913776	11/28/2018	270	150.00	
1519934	1913789	11/28/2018	270	138.60	
1520311	1913851	11/28/2018	270	126.00	
1520316	1913852	11/28/2018	270	115.16	
1520402	1913928	11/28/2018	270	100.00	
1520344	1913869	11/28/2018	270	90.00	
1519913	1913779	11/28/2018	270	79.84	
1520347	1913876	11/28/2018	270	76.00	
1520350	1913877	11/28/2018	270	76.00	
1520320	1913853	11/28/2018	270	70.00	
1520322	1913854	11/28/2018	270	65.00	
1519912	1913778	11/28/2018	270	63.28	
1520256	1913820	11/28/2018	270	60.00	
1519926	1913795	11/28/2018	270	60.00	
1519895	1913774	11/28/2018	270	55.00	
1520351	1913878	11/28/2018	270	48.00	
1520323	1913855	11/28/2018	270	41.02	
1520325	1913887	11/28/2018	270	30.00	
1519937	1913771	11/28/2018	270	29.75	
1520326	1913856	11/28/2018	270	26.80	
1520327	1913857	11/28/2018	270	25.00	
1520255	1913819	11/28/2018	270	21.75	
1519923	1913794	11/28/2018	270	20.00	
1520328	1913858	11/28/2018	270	20.00	
1520329	1913859	11/28/2018	270	18.76	
1519922	1913793	11/28/2018	270	12.00	
1520331	1913860	11/28/2018	270	1.84	
1520251	CD ACH Bank Trans	11/28/2018	270		31,654,000.00
1520249	DFA EFT REV 11/28	11/28/2018	270		1,050.10
1520273	192701101	11/28/2018	270		10,236,755.52
1520274	192701102	11/28/2018	270		8,674,119.51
1520275	192701103	11/28/2018	270		11,250,693.31
1520290	192701104	11/28/2018	270		6,162.14
1520321	192701111	11/28/2018	270		58,000,000.00
1520746	192701106	11/29/2018	270	146,552,082.84	
1520755	1913982	11/29/2018	270	50,039,074.49	

Run Date: 1/2/2019
Run Time: 8:52:21AM

Demand Account Activity

Start Date: 7/1/2018 End Date: 12/31/2018

Page: 174
User: 0

Jnl. Entry	Ref #	Trx. Date	Ledger	Debit Amount	Credit Amount
1520735	193001105	11/29/2018	270	13,000,000.00	
1520789	1914001	11/29/2018	270	12,544,524.00	
1520790	1914002	11/29/2018	270	8,110,395.00	
1520758	192701107 AIRS TA	11/29/2018	270	6,636,745.61	
1520745	192701105	11/29/2018	270	1,007,894.44	
1520843	193001115	11/29/2018	270	1,000,000.00	
1520765	1913983	11/29/2018	270	552,839.91	
1520697	1913944	11/29/2018	270	235,701.40	
1520699	1913946	11/29/2018	270	153,548.26	
1520821	1914041	11/29/2018	270	50,467.38	
1520791	1914003	11/29/2018	270	43,595.00	
1520802	1914022	11/29/2018	270	31,368.03	
1520783	1913995	11/29/2018	270	23,389.40	
1520818	1914038	11/29/2018	270	21,844.47	
1520813	1914033	11/29/2018	270	21,500.00	
1520823	1914043	11/29/2018	270	20,341.81	
1520801	1914021	11/29/2018	270	12,642.00	
1520762	192701109 AIRS DE	11/29/2018	270	12,080.29	
1520701	1913947	11/29/2018	270	11,513.03	
1520795	1914007	11/29/2018	270	10,648.28	
1520819	1914039	11/29/2018	270	10,229.73	
1520766	1913984	11/29/2018	270	9,913.31	
1520793	1914005	11/29/2018	270	9,600.00	
1520744	1913981	11/29/2018	270	8,746.80	
1520412	1913943	11/29/2018	270	8,719.25	
1520816	1914036	11/29/2018	270	7,209.08	
1520702	1913948	11/29/2018	270	6,958.68	
1520817	1914037	11/29/2018	270	6,012.98	
1520788	1914000	11/29/2018	270	5,495.00	
1520771	1913987	11/29/2018	270	5,490.00	
1520780	1913993	11/29/2018	270	5,140.00	
1520782	1913994	11/29/2018	270	5,103.86	
1520814	1914034	11/29/2018	270	4,573.62	
1520704	1913949	11/29/2018	270	4,513.61	
1520779	1913992	11/29/2018	270	4,310.00	
1520721	1913967	11/29/2018	270	4,245.00	
1520698	1913945	11/29/2018	270	4,224.19	
1520784	1913996	11/29/2018	270	4,100.00	
1520719	1913965	11/29/2018	270	3,965.00	
1520768	1913985	11/29/2018	270	3,488.41	
1520815	1914035	11/29/2018	270	3,143.73	
1520787	1913999	11/29/2018	270	2,935.00	
1520775	1913989	11/29/2018	270	2,210.00	
1520822	1914042	11/29/2018	270	1,948.80	
1520777	1913991	11/29/2018	270	1,723.00	
1520820	1914040	11/29/2018	270	1,562.82	
1520722	1913968	11/29/2018	270	1,470.00	
1520769	1913986	11/29/2018	270	1,462.24	
1520835	1914057	11/29/2018	270	1,308.90	
1520794	1914006	11/29/2018	270	1,100.00	
1520708	1913951	11/29/2018	270	827.00	
1520723	1913969	11/29/2018	270	747.00	
1520718	1913964	11/29/2018	270	700.00	
1520792	1914004	11/29/2018	270	690.00	
1520776	1913990	11/29/2018	270	590.10	
1520706	1913950	11/29/2018	270	505.57	

Run Date: 1/2/2019
 Run Time: 8:52:21AM

Demand Account Activity

Start Date: 7/1/2018 End Date: 12/31/2018

Page: 175
 User: 0

Jnl. Entry	Ref #	Trx. Date	Ledger	Debit Amount	Credit Amount
1520761	192701108 AIRS DE	11/29/2018	270	397.72	
1520720	1913966	11/29/2018	270	350.00	
1520696	1913952	11/29/2018	270	340.00	
1520700	1913953	11/29/2018	270	322.00	
1520703	1913954	11/29/2018	270	261.02	
1520724	1913970	11/29/2018	270	225.00	
1520705	1913955	11/29/2018	270	150.00	
1520785	1913997	11/29/2018	270	126.00	
1520707	1913956	11/29/2018	270	115.00	
1520786	1913998	11/29/2018	270	100.00	
1520728	1913974	11/29/2018	270	70.00	
1520726	1913972	11/29/2018	270	45.60	
1520727	1913973	11/29/2018	270	45.60	
1520709	1913957	11/29/2018	270	45.00	
1520725	1913971	11/29/2018	270	28.80	
1520711	1913958	11/29/2018	270	12.00	
1520773	1913988	11/29/2018	270	12.00	
1520796	1914008	11/29/2018	270	10.03	
1520797	1914009	11/29/2018	270	8.90	
1520712	1913959	11/29/2018	270	8.00	
1520713	1913960	11/29/2018	270	8.00	
1520413	CD ACH Bank Trans	11/29/2018	270		31,746,247.64
1520739	192701101	11/29/2018	270		172,495,745.58
1520740	192701102	11/29/2018	270		4,771,391.95
1520741	192701103	11/29/2018	270		30,000,000.00
1520742	192701104	11/29/2018	270		1,007,894.44
1520839	8008135 EFT REV 1	11/29/2018	270		55,409.31
1521439	193001104	11/30/2018	270	55,000,000.00	
1521302	194701101	11/30/2018	270	30,000,000.00	
1521300	193001103	11/30/2018	270	8,000,000.00	
1521292	192701107 AIRS TA	11/30/2018	270	3,953,423.34	
1521330	1914109	11/30/2018	270	2,463,624.98	
1521317	194721101	11/30/2018	270	1,421,967.42	
1521301	192301101	11/30/2018	270	1,000,000.00	
1521403	1914164	11/30/2018	270	466,353.79	
1521404	1914165	11/30/2018	270	270,009.00	
1521299	1914082	11/30/2018	270	164,378.04	
1521328	1914102	11/30/2018	270	125,790.09	
1521303	1914083	11/30/2018	270	102,790.40	
1521393	1914162	11/30/2018	270	70,052.35	
1521415	1914166	11/30/2018	270	68,344.06	
1521417	1914167	11/30/2018	270	56,887.92	
1521429	1914173	11/30/2018	270	47,792.91	
1521419	1914168	11/30/2018	270	46,663.39	
1520852	1914066	11/30/2018	270	33,617.26	
1521423	1914170	11/30/2018	270	21,770.00	
1521327	1914101	11/30/2018	270	15,629.00	
1521304	1914084	11/30/2018	270	14,965.56	
1521310	193981101	11/30/2018	270	13,038.79	
1521307	1914087	11/30/2018	270	10,440.00	
1521397	1914163	11/30/2018	270	10,138.18	
1521384	1914160	11/30/2018	270	7,060.00	
1521309	1914088	11/30/2018	270	5,697.00	
1521427	1914172	11/30/2018	270	5,092.23	
1521311	1914089	11/30/2018	270	4,372.76	
1521421	1914169	11/30/2018	270	2,928.66	

Run Date: 1/2/2019
 Run Time: 8:52:21AM

Demand Account Activity

Start Date: 7/1/2018 End Date: 12/31/2018

Page: 176
 User: 0

Jnl. Entry	Ref #	Trx. Date	Ledger	Debit Amount	Credit Amount
1521295	192701109 AIRS DE	11/30/2018	270	2,886.47	
1521434	1914171	11/30/2018	270	2,773.43	
1521312	1914090	11/30/2018	270	2,715.25	
1521407	1914178	11/30/2018	270	2,600.00	
1521409	1914180	11/30/2018	270	2,494.00	
1520857	1914071	11/30/2018	270	2,441.80	
1521405	1914175	11/30/2018	270	1,967.00	
1521400	1914174	11/30/2018	270	1,539.37	
1521418	1914184	11/30/2018	270	1,330.00	
1521413	1914182	11/30/2018	270	1,280.00	
1521325	1914100	11/30/2018	270	827.51	
1521305	1914085	11/30/2018	270	649.71	
1521314	1914091	11/30/2018	270	555.00	
1521315	1914092	11/30/2018	270	525.00	
1521333	1914093	11/30/2018	270	525.00	
1520858	1914072	11/30/2018	270	482.00	
1521408	1914179	11/30/2018	270	460.00	
1520859	1914073	11/30/2018	270	390.00	
1521316	1914094	11/30/2018	270	339.00	
1521318	1914095	11/30/2018	270	250.00	
1520851	1914065	11/30/2018	270	246.60	
1521319	1914096	11/30/2018	270	240.00	
1521401	1914177	11/30/2018	270	225.00	
1521411	1914181	11/30/2018	270	220.00	
1521416	1914183	11/30/2018	270	150.00	
1521406	1914176	11/30/2018	270	131.64	
1521306	1914086	11/30/2018	270	124.74	
1521391	1914161	11/30/2018	270	110.00	
1521420	1914185	11/30/2018	270	90.00	
1521353	1914132	11/30/2018	270	69.00	
1521293	192701108 AIRS DE	11/30/2018	270	66.88	
1521320	1914097	11/30/2018	270	40.00	
1521321	1914098	11/30/2018	270	35.00	
1521425	1914186	11/30/2018	270	22.80	
1521428	1914187	11/30/2018	270	22.80	
1521431	1914188	11/30/2018	270	14.40	
1520856	1914070	11/30/2018	270	4.34	
1521323	1914099	11/30/2018	270	4.00	
1521282	CD ACH Bank Trans	11/30/2018	270		2,646,000.00
1521365	DFA EFT REV 11/30	11/30/2018	270		337,050.11
1521296	192701101	11/30/2018	270		0.01
1521297	192701102	11/30/2018	270		7,552,441.17
1521313	192701103	11/30/2018	270		13,038.79
1521441	192701105	11/30/2018	270		92,858,019.93
1521822	194701201	12/3/2018	270	40,000,000.00	
1521820	193981203	12/3/2018	270	19,300,000.00	
1521850	1914324	12/3/2018	270	3,188,210.27	
1521492	CD ACH Bank Trans	12/3/2018	270		825,000.00
1521756	1914245	12/3/2018	270	457,188.00	
1521765	1914252	12/3/2018	270	255,153.00	
1521759	1914247	12/3/2018	270	207,002.66	
1521766	1914253	12/3/2018	270	175,342.05	
1521776	1914239	12/3/2018	270	166,031.88	
1521774	1914257	12/3/2018	270	165,912.41	
1521757	1914246	12/3/2018	270	160,021.16	
1521764	1914251	12/3/2018	270	150,000.00	

Run Date: 1/2/2019
Run Time: 8:52:21AM

Demand Account Activity

Start Date: 7/1/2018 End Date: 12/31/2018

Page: 177
User: 0

Jnl. Entry	Ref #	Trx. Date	Ledger	Debit Amount	Credit Amount
1521772	1914236	12/3/2018	270	131,280.75	
1521760	1914248	12/3/2018	270	120,000.00	
1521770	1914234	12/3/2018	270	72,109.22	
1521801	193981201	12/3/2018	270	51,426.15	
1521812	1914288	12/3/2018	270	46,101.55	
1521480	1914212	12/3/2018	270	45,404.84	
1521780	1914259	12/3/2018	270	44,427.09	
1521815	1914291	12/3/2018	270	42,097.79	
1521808	1914284	12/3/2018	270	39,235.89	
1521784	1914260	12/3/2018	270	30,261.77	
1521771	1914235	12/3/2018	270	30,255.42	
1521475	1914207	12/3/2018	270	21,002.00	
1521814	1914290	12/3/2018	270	18,455.00	
1521755	1914244	12/3/2018	270	18,172.09	
1521848	1914323	12/3/2018	270	16,566.53	
1521489	1914243	12/3/2018	270	14,134.24	
1521779	1914242	12/3/2018	270	13,957.53	
1521477	1914209	12/3/2018	270	13,594.26	
1521882	1914342	12/3/2018	270	12,878.29	
1521810	1914286	12/3/2018	270	12,775.00	
1521781	1914258	12/3/2018	270	12,530.26	
1521869	1914330	12/3/2018	270	10,000.00	
1521806	1914282	12/3/2018	270	9,820.00	
1521773	1914237	12/3/2018	270	9,806.68	
1521762	1914250	12/3/2018	270	9,000.00	
1521881	1914341	12/3/2018	270	8,486.82	
1521775	1914238	12/3/2018	270	8,000.00	
1521471	1914202	12/3/2018	270	7,502.50	
1521761	1914249	12/3/2018	270	7,500.00	
1521476	1914208	12/3/2018	270	5,815.85	
1521478	1914210	12/3/2018	270	5,550.00	
1521483	1914213	12/3/2018	270	5,453.00	
1521778	1914241	12/3/2018	270	5,061.76	
1521479	1914211	12/3/2018	270	4,940.00	
1521473	1914205	12/3/2018	270	4,556.01	
1914204	1914204	12/3/2018	270	4,556.01	
1521785	1914261	12/3/2018	270	4,330.00	
1521813	1914289	12/3/2018	270	4,165.00	
1521837	1914305	12/3/2018	270	3,510.00	
1521472	1914203	12/3/2018	270	3,215.00	
1521867	1914329	12/3/2018	270	3,132.74	
1521809	1914285	12/3/2018	270	2,870.00	
1521797	1914281	12/3/2018	270	2,310.00	
1521769	1914256	12/3/2018	270	2,307.74	
1521798	1914303	12/3/2018	270	2,302.50	
1521789	1914264	12/3/2018	270	2,263.00	
1521787	1914262	12/3/2018	270	2,255.00	
1521846	1914322	12/3/2018	270	2,204.00	
1521484	1914214	12/3/2018	270	2,130.42	
1521836	1914317	12/3/2018	270	1,689.00	
1521474	1914206	12/3/2018	270	1,594.03	
1521838	1914318	12/3/2018	270	1,271.00	
1521486	1914216	12/3/2018	270	1,146.00	
1521840	1914319	12/3/2018	270	1,100.00	
1521777	1914240	12/3/2018	270	1,098.15	
1521842	1914320	12/3/2018	270	1,070.00	

Run Date: 1/2/2019
 Run Time: 8:52:21AM

Demand Account Activity

Start Date: 7/1/2018 End Date: 12/31/2018

Page: 178
 User: 0

Jnl. Entry	Ref #	Trx. Date	Ledger	Debit Amount	Credit Amount
1521793	1914266	12/3/2018	270	1,040.00	
1521843	1914321	12/3/2018	270	983.17	
1521852	1914313	12/3/2018	270	410.00	
1521854	1914314	12/3/2018	270	407.00	
1521788	1914263	12/3/2018	270	400.00	
1521880	1914340	12/3/2018	270	373.67	
1521855	1914315	12/3/2018	270	355.00	
1521811	1914287	12/3/2018	270	330.00	
1521834	1914316	12/3/2018	270	312.00	
1521807	1914283	12/3/2018	270	300.00	
1521839	1914306	12/3/2018	270	250.00	
1521845	1914309	12/3/2018	270	247.00	
1521847	1914310	12/3/2018	270	235.00	
1521835	1914304	12/3/2018	270	194.00	
1521790	1914265	12/3/2018	270	190.00	
1521802	1914267	12/3/2018	270	175.00	
1521783	1914270	12/3/2018	270	150.00	
1521768	1914255	12/3/2018	270	147.29	
1521849	1914311	12/3/2018	270	140.00	
1521851	1914312	12/3/2018	270	125.00	
1521487	1914217	12/3/2018	270	120.00	
1521879	1914339	12/3/2018	270	120.00	
1521470	1914201	12/3/2018	270	84.00	
1521804	1914269	12/3/2018	270	75.00	
1521803	1914268	12/3/2018	270	70.00	
1521469	1914200	12/3/2018	270	50.00	
1521485	1914215	12/3/2018	270	50.00	
1521795	1914274	12/3/2018	270	47.42	
1521862	192701205	12/3/2018	270	32.00	
1521767	1914254	12/3/2018	270	31.29	
1521792	1914272	12/3/2018	270	22.80	
1521794	1914273	12/3/2018	270	22.80	
1521841	1914307	12/3/2018	270	15.00	
1521791	1914271	12/3/2018	270	14.40	
1521488	1914218	12/3/2018	270	5.23	
1521878	1914338	12/3/2018	270	4.25	
1521844	1914308	12/3/2018	270	4.00	
1521491	CD ACH Bank Trans	12/3/2018	270		2,146,000.00
1521495	192701201	12/3/2018	270		5,680,335.37
1521580	192701202	12/3/2018	270		10,193,822.59
1521858	192701204	12/3/2018	270		48,185,631.95
1522222	194701201	12/4/2018	270	170,000,000.00	
1522168	1914377	12/4/2018	270	11,981,325.95	
1522148	192701207 AIRS TA	12/4/2018	270	10,797,022.79	
1522162	1914371	12/4/2018	270	839,910.50	
1522200	1914403	12/4/2018	270	703,046.87	
1522169	1914378	12/4/2018	270	531,846.49	
1522203	1914405	12/4/2018	270	394,304.93	
1522205	1914406	12/4/2018	270	351,419.41	
1522228	1914427	12/4/2018	270	257,206.94	
1522149	192701208 AIRS TA	12/4/2018	270	182,927.47	
1522165	1914374	12/4/2018	270	179,115.71	
1522201	1914404	12/4/2018	270	173,735.76	
1522192	1914396	12/4/2018	270	137,080.85	
1522230	1914432	12/4/2018	270	132,496.40	
1521899	1914358	12/4/2018	270	88,736.90	

Run Date: 1/2/2019
 Run Time: 8:52:21AM

Demand Account Activity

Start Date: 7/1/2018 End Date: 12/31/2018

Page: 179
 User: 0

Jnl. Entry	Ref #	Trx. Date	Ledger	Debit Amount	Credit Amount
1522254	1914462	12/4/2018	270	88,612.32	
1522268	1914473	12/4/2018	270	75,891.44	
1522154	192701210 AIRS D€	12/4/2018	270	62,464.25	
1522193	1914421	12/4/2018	270	55,000.00	
1522195	1914398	12/4/2018	270	38,799.55	
1522275	1914475	12/4/2018	270	28,305.86	
1522194	1914397	12/4/2018	270	25,245.81	
1522261	1914472	12/4/2018	270	19,303.62	
1522270	1914474	12/4/2018	270	10,830.14	
1522190	1914412	12/4/2018	270	10,668.21	
1522198	1914401	12/4/2018	270	9,014.74	
1522199	1914402	12/4/2018	270	8,298.49	
1522166	1914375	12/4/2018	270	4,871.74	
1522219	192701204	12/4/2018	270	4,770.33	
1522242	1914444	12/4/2018	270	4,018.00	
1522187	1914411	12/4/2018	270	3,604.00	
1521890	1914356	12/4/2018	270	3,300.50	
1522271	1914470	12/4/2018	270	3,160.00	
1522171	1914380	12/4/2018	270	2,845.00	
1522247	1914466	12/4/2018	270	2,724.94	
1522150	192701209 AIRS D€	12/4/2018	270	2,369.70	
1521887	1914355	12/4/2018	270	2,283.22	
1522253	1914461	12/4/2018	270	1,970.48	
1522197	1914400	12/4/2018	270	1,873.25	
1522202	1914422	12/4/2018	270	1,464.75	
1522173	1914382	12/4/2018	270	1,247.00	
1522167	1914376	12/4/2018	270	1,028.13	
1522269	1914469	12/4/2018	270	965.00	
1522176	1914385	12/4/2018	270	570.00	
1522175	1914384	12/4/2018	270	516.00	
1522170	1914379	12/4/2018	270	500.00	
1522217	1914431	12/4/2018	270	450.00	
1522177	1914386	12/4/2018	270	395.00	
1522196	1914399	12/4/2018	270	268.36	
1522267	1914468	12/4/2018	270	234.00	
1522273	1914471	12/4/2018	270	220.60	
1522262	1914467	12/4/2018	270	150.00	
1522163	1914372	12/4/2018	270	115.70	
1522172	1914381	12/4/2018	270	110.00	
1522174	1914383	12/4/2018	270	80.00	
1522226	1914430	12/4/2018	270	60.00	
1522179	1914388	12/4/2018	270	53.20	
1522180	1914389	12/4/2018	270	53.20	
1522181	1914390	12/4/2018	270	46.75	
1522164	1914373	12/4/2018	270	41.85	
1522178	1914387	12/4/2018	270	33.60	
1522251	1914460	12/4/2018	270	28.22	
1522182	1914391	12/4/2018	270	5.00	
1522061	CD ACH Bank Trans	12/4/2018	270		825,000.00
1521901	192701205	12/4/2018	270		1,000,000.00
1522155	192701201	12/4/2018	270		8,961,767.81
1522157	192701202	12/4/2018	270		4,788,605.44
1522214	192701202	12/4/2018	270		181,457,789.94
1522218	192701203	12/4/2018	270		4,770.33
1522642	194701201	12/5/2018	270	20,000,000.00	
1522636	192701207 AIRS TA	12/5/2018	270	14,430,762.50	

Run Date: 1/2/2019
 Run Time: 8:52:21AM

Demand Account Activity

Start Date: 7/1/2018 End Date: 12/31/2018

Page: 180
 User: 0

Jnl. Entry	Ref #	Trx. Date	Ledger	Debit Amount	Credit Amount
1522577	1914504	12/5/2018	270	4,276,756.44	
1522617	1914541	12/5/2018	270	4,202,264.79	
1522489	CD ACH Bank Trans	12/5/2018	270	4,000,000.00	
1522689	1914582	12/5/2018	270	1,466,206.10	
1522626	1914544	12/5/2018	270	1,253,028.77	
1522280	1914478	12/5/2018	270	893,334.54	
1522690	1914583	12/5/2018	270	162,000.00	
1522586	1914513	12/5/2018	270	139,778.40	
1522587	1914514	12/5/2018	270	100,140.84	
1522671	1914579	12/5/2018	270	74,440.00	
1522624	1914543	12/5/2018	270	47,650.65	
1522623	1914542	12/5/2018	270	44,807.94	
1522637	192701208 AIRS TA	12/5/2018	270	44,485.32	
1522639	192701210 AIRS DE	12/5/2018	270	40,199.40	
1522655	1914558	12/5/2018	270	33,551.09	
1522588	1914515	12/5/2018	270	30,770.71	
1522589	1914516	12/5/2018	270	21,616.01	
1522646	193981201	12/5/2018	270	19,218.89	
1522584	1914511	12/5/2018	270	17,926.75	
1522614	1914539	12/5/2018	270	17,885.00	
1522571	1914501	12/5/2018	270	15,508.93	
1522585	1914512	12/5/2018	270	15,406.19	
1522654	1914557	12/5/2018	270	15,221.00	
1522616	1914540	12/5/2018	270	14,992.77	
1522281	1914479	12/5/2018	270	13,904.04	
1522699	1914600	12/5/2018	270	13,700.00	
1522282	1914480	12/5/2018	270	13,596.68	
1522610	1914537	12/5/2018	270	12,475.14	
1522613	1914538	12/5/2018	270	7,976.08	
1522591	1914518	12/5/2018	270	2,630.00	
1522638	192701209 AIRS DE	12/5/2018	270	2,601.25	
1522593	1914520	12/5/2018	270	2,059.00	
1522676	1914599	12/5/2018	270	1,625.00	
1522688	1914581	12/5/2018	270	1,455.00	
1522608	1914535	12/5/2018	270	1,038.87	
1522286	1914484	12/5/2018	270	910.00	
1522609	1914536	12/5/2018	270	642.00	
1522284	1914482	12/5/2018	270	637.80	
1522594	1914521	12/5/2018	270	590.00	
1522581	1914508	12/5/2018	270	526.08	
1522590	1914517	12/5/2018	270	460.00	
1522582	1914509	12/5/2018	270	370.00	
1522612	1914546	12/5/2018	270	327.56	
1522597	1914524	12/5/2018	270	300.00	
1522283	1914481	12/5/2018	270	276.25	
1522687	1914580	12/5/2018	270	267.00	
1522596	1914523	12/5/2018	270	257.00	
1522583	1914510	12/5/2018	270	222.00	
1522592	1914519	12/5/2018	270	170.00	
1522605	1914532	12/5/2018	270	141.92	
1522578	1914505	12/5/2018	270	140.00	
1522579	1914506	12/5/2018	270	133.25	
1522606	1914533	12/5/2018	270	117.00	
1522580	1914507	12/5/2018	270	94.92	
1522574	1914545	12/5/2018	270	50.62	
1522285	1914483	12/5/2018	270	41.48	

Run Date: 1/2/2019
 Run Time: 8:52:21AM

Demand Account Activity

Start Date: 7/1/2018 End Date: 12/31/2018

Page: 181
 User: 0

Jnl. Entry	Ref #	Trx. Date	Ledger	Debit Amount	Credit Amount
1522595	1914522	12/5/2018	270	40.00	
1522607	1914534	12/5/2018	270	28.43	
1522575	1914502	12/5/2018	270	20.00	
1522598	1914525	12/5/2018	270	15.20	
1522599	1914526	12/5/2018	270	15.20	
1522600	1914527	12/5/2018	270	9.60	
1522640	192701203	12/5/2018	270	7.00	
1522576	1914503	12/5/2018	270	4.00	
1522604	1914531	12/5/2018	270	4.00	
1522488	CD ACH Bank Trans	12/5/2018	270		4,000,000.00
1522682	DFA EFT REV	12/5/2018	270		531,419.67
1522622	192701201	12/5/2018	270		4,276,756.44
1522625	192701202	12/5/2018	270		16,466,610.05
1522643	192701204	12/5/2018	270		9,658,003.52
1522645	192701205	12/5/2018	270		19,218.89
1522658	192701206	12/5/2018	270		16,472,087.50
1522781	1914648	12/6/2018	270	239,240,116.32	
1522827	193981204	12/6/2018	270	46,187,535.23	
1523794	Back Out Journal Er	12/6/2018	270	11,000,000.00	
1523801	193001206	12/6/2018	270	10,000,000.00	
1522740	192701207 AIRS TA	12/6/2018	270	8,473,529.25	
1523807	1914714	12/6/2018	270	939,773.61	
1522803	1914656	12/6/2018	270	827,811.10	
1523806	1914713	12/6/2018	270	671,433.00	
1522792	1914664	12/6/2018	270	621,005.19	
1522713	1914609	12/6/2018	270	485,949.70	
1522794	1914666	12/6/2018	270	477,340.86	
1522756	1914631	12/6/2018	270	393,988.36	
1522798	1914669	12/6/2018	270	209,896.23	
1522757	1914632	12/6/2018	270	175,237.62	
1522758	1914633	12/6/2018	270	170,686.52	
1522785	1914649	12/6/2018	270	161,454.38	
1522800	1914670	12/6/2018	270	108,932.61	
1522747	192701210 AIRS DE	12/6/2018	270	68,186.41	
1522742	192701208 AIRS TA	12/6/2018	270	63,956.53	
1522774	1914661	12/6/2018	270	48,635.00	
1522787	1914651	12/6/2018	270	28,675.73	
1522760	1914634	12/6/2018	270	15,260.36	
1522715	1914611	12/6/2018	270	14,565.00	
1522754	1914630	12/6/2018	270	14,161.16	
1522796	1914668	12/6/2018	270	11,088.58	
1522822	1914689	12/6/2018	270	11,060.00	
1523800	1914708	12/6/2018	270	10,888.65	
1522795	1914667	12/6/2018	270	10,791.45	
1522710	1914606	12/6/2018	270	10,505.00	
1522789	1914652	12/6/2018	270	9,872.02	
1522711	1914607	12/6/2018	270	8,395.00	
1523797	1914706	12/6/2018	270	8,323.00	
1522736	1914618	12/6/2018	270	7,825.00	
1522777	1914644	12/6/2018	270	6,975.00	
1522738	1914620	12/6/2018	270	6,435.00	
1523804	1914712	12/6/2018	270	6,290.44	
1522741	1914622	12/6/2018	270	6,277.00	
1522797	1914653	12/6/2018	270	5,953.93	
1523789	1914697	12/6/2018	270	4,600.00	
1522790	1914662	12/6/2018	270	4,163.00	

Run Date: 1/2/2019
 Run Time: 8:52:21AM

Demand Account Activity

Start Date: 7/1/2018 End Date: 12/31/2018

Page: 182
 User: 0

Jnl. Entry	Ref #	Trx. Date	Ledger	Debit Amount	Credit Amount
1522799	1914654	12/6/2018	270	4,044.66	
1522705	1914603	12/6/2018	270	3,790.00	
1522714	1914610	12/6/2018	270	3,185.00	
1522802	1914655	12/6/2018	270	3,178.53	
1522778	1914645	12/6/2018	270	2,977.50	
1522764	193981201	12/6/2018	270	2,953.17	
1522746	192701209 AIRS DE	12/6/2018	270	2,341.42	
1523786	1914694	12/6/2018	270	2,244.40	
1522709	1914605	12/6/2018	270	2,140.89	
1522743	1914623	12/6/2018	270	1,780.00	
1522735	1914617	12/6/2018	270	1,668.47	
1522791	1914663	12/6/2018	270	1,500.00	
1523788	1914696	12/6/2018	270	1,376.90	
1522745	1914625	12/6/2018	270	1,242.00	
1522737	1914619	12/6/2018	270	1,170.00	
1522748	1914626	12/6/2018	270	1,000.00	
1523799	1914707	12/6/2018	270	849.22	
1523787	1914695	12/6/2018	270	532.00	
1522749	192701201	12/6/2018	270	525.00	
1522739	1914621	12/6/2018	270	510.00	
1522780	1914647	12/6/2018	270	350.00	
1522786	1914650	12/6/2018	270	243.89	
1522793	1914665	12/6/2018	270	225.00	
1522810	1914686	12/6/2018	270	212.50	
1522744	1914624	12/6/2018	270	110.00	
1522712	1914608	12/6/2018	270	89.31	
1522779	1914646	12/6/2018	270	82.00	
1522708	1914604	12/6/2018	270	50.00	
1522751	1914628	12/6/2018	270	45.60	
1522753	1914629	12/6/2018	270	45.60	
1522750	1914627	12/6/2018	270	28.80	
1522720	CD ACH Bank Trans	12/6/2018	270		524,000.00
1522759	DFA EFT REV 12-6-	12/6/2018	270		84,387.07
1522752	192701202	12/6/2018	270		10,693,660.78
1522755	192701203	12/6/2018	270		2,998,186.47
1522765	192701204	12/6/2018	270		2,953.17
1522770	292701205	12/6/2018	270		295,000,000.00
1523809	192701206	12/6/2018	270		11,000,000.00
1524190	192701203	12/7/2018	270	237,585,416.67	
1523876	194701201	12/7/2018	270	144,000,000.00	
1523864	192701207 AIRS TA	12/7/2018	270	7,964,767.52	
1523874	192301201	12/7/2018	270	5,000,000.00	
1523844	1914747	12/7/2018	270	2,000,000.00	
1523879	1914763	12/7/2018	270	1,553,325.70	
1524243	1914840	12/7/2018	270	981,580.47	
1523852	1914764	12/7/2018	270	632,948.30	
1523813	1914718	12/7/2018	270	335,049.00	
1523843	1914746	12/7/2018	270	242,542.74	
1524163	1914793	12/7/2018	270	206,060.33	
1524159	1914792	12/7/2018	270	186,836.73	
1523811	1914716	12/7/2018	270	185,382.32	
1523834	CD ACH Bank Trans	12/7/2018	270	150,000.00	
1523812	1914717	12/7/2018	270	121,460.00	
1524103	1914765	12/7/2018	270	106,772.90	
1523870	1914754	12/7/2018	270	102,312.35	
1524145	1914756	12/7/2018	270	95,306.23	

Run Date: 1/2/2019
 Run Time: 8:52:21AM

Demand Account Activity

Start Date: 7/1/2018 End Date: 12/31/2018

Page: 183
 User: 0

Jnl. Entry	Ref #	Trx. Date	Ledger	Debit Amount	Credit Amount
1524244	1914843	12/7/2018	270	92,614.56	
1524211	1914819	12/7/2018	270	85,163.14	
1524255	1914863	12/7/2018	270	71,565.57	
1523865	192701208 AIRS TA	12/7/2018	270	63,145.12	
1524253	1914861	12/7/2018	270	57,930.80	
1523878	1914762	12/7/2018	270	38,279.28	
1523839	1914742	12/7/2018	270	35,220.07	
1524252	1914860	12/7/2018	270	29,379.89	
1523853	1914761	12/7/2018	270	29,065.18	
1524144	1914755	12/7/2018	270	27,578.49	
1523841	1914744	12/7/2018	270	27,082.63	
1524164	1914794	12/7/2018	270	22,858.47	
1524245	1914844	12/7/2018	270	22,688.37	
1523868	192701210 AIRS DE	12/7/2018	270	22,146.12	
1523840	1914743	12/7/2018	270	21,054.15	
1524205	1914841	12/7/2018	270	11,529.08	
1524188	193981202	12/7/2018	270	11,470.98	
1524240	1914839	12/7/2018	270	10,364.69	
1523842	1914745	12/7/2018	270	8,714.31	
1523814	1914719	12/7/2018	270	4,823.00	
1523838	1914741	12/7/2018	270	4,445.60	
1524146	1914759	12/7/2018	270	4,226.58	
1524223	1914823	12/7/2018	270	4,015.00	
1524180	1914781	12/7/2018	270	3,605.00	
1523835	1914736	12/7/2018	270	3,530.00	
1524213	1914821	12/7/2018	270	3,527.50	
1523875	1914760	12/7/2018	270	3,219.27	
1524238	1914838	12/7/2018	270	2,686.02	
1524173	1914779	12/7/2018	270	2,376.58	
1524195	1914786	12/7/2018	270	2,236.00	
1524236	1914836	12/7/2018	270	2,188.00	
1523845	1914737	12/7/2018	270	1,871.50	
1524251	1914859	12/7/2018	270	1,687.00	
1524241	1914842	12/7/2018	270	1,677.68	
1524155	1914757	12/7/2018	270	1,650.00	
1523832	1914740	12/7/2018	270	1,553.86	
1524186	1914784	12/7/2018	270	1,519.00	
1524254	1914862	12/7/2018	270	1,440.00	
1524237	1914837	12/7/2018	270	1,251.00	
1524198	1914787	12/7/2018	270	900.00	
1524183	1914782	12/7/2018	270	670.00	
1524171	1914778	12/7/2018	270	580.65	
1524175	1914780	12/7/2018	270	555.53	
1524233	1914833	12/7/2018	270	534.65	
1524234	1914834	12/7/2018	270	513.00	
1523866	192701209 AIRS DE	12/7/2018	270	438.35	
1524235	1914835	12/7/2018	270	366.00	
1524227	1914827	12/7/2018	270	350.00	
1524228	1914828	12/7/2018	270	341.00	
1524229	1914829	12/7/2018	270	269.00	
1524184	1914783	12/7/2018	270	240.00	
1524230	1914830	12/7/2018	270	200.00	
1524192	1914785	12/7/2018	270	180.00	
1524231	1914831	12/7/2018	270	160.00	
1524156	1914758	12/7/2018	270	155.09	
1523849	1914738	12/7/2018	270	150.00	

Run Date: 1/2/2019
 Run Time: 8:52:21AM

Demand Account Activity

Start Date: 7/1/2018 End Date: 12/31/2018

Page: 184
 User: 0

Jnl. Entry	Ref #	Trx. Date	Ledger	Debit Amount	Credit Amount
1524212	1914820	12/7/2018	270	150.00	
1524232	1914832	12/7/2018	270	130.00	
1524216	1914822	12/7/2018	270	122.00	
1524224	1914824	12/7/2018	270	100.00	
1523851	1914739	12/7/2018	270	90.00	
1524225	1914825	12/7/2018	270	72.00	
1524256	1914864	12/7/2018	270	60.00	
1524208	1914791	12/7/2018	270	21.60	
1524206	1914789	12/7/2018	270	15.20	
1524207	1914790	12/7/2018	270	15.20	
1524204	1914788	12/7/2018	270	9.60	
1524257	1914865	12/7/2018	270	4.25	
1524226	1914826	12/7/2018	270	4.00	
1524165	1914795	12/7/2018	270	1.00	
1523833	CD ACH Bank Trans	12/7/2018	270		550,000.00
1524093	DFA EFT REV 12/7/	12/7/2018	270		100,000.89
1524153	EFT SST REV 12/7/	12/7/2018	270		42,238.73
1524166	Reverse #1912627 /	12/7/2018	270		143.00
1523871	192701201	12/7/2018	270		5,225,820.18
1523872	192701202	12/7/2018	270		396,167,565.30
1524194	192701204	12/7/2018	270		11,470.98
1524649	192701201	12/10/2018	270	26,000,000.00	
1524703	1914959	12/10/2018	270	11,420,968.79	
1524684	192701205EFT AIRS	12/10/2018	270	11,269,098.61	
1524658	192701206	12/10/2018	270	2,000,000.00	
1524624	1914908	12/10/2018	270	920,830.16	
1524617	1914885	12/10/2018	270	608,191.45	
1524602	1914909	12/10/2018	270	589,639.64	
1524601	1914913	12/10/2018	270	382,194.90	
1524614	1914883	12/10/2018	270	317,023.24	
1524720	1914986	12/10/2018	270	218,315.80	
1524616	1914884	12/10/2018	270	159,484.97	
1524634	1914922	12/10/2018	270	138,759.62	
1524623	1914910	12/10/2018	270	118,032.11	
1524625	1914911	12/10/2018	270	101,568.62	
1524711	1914981	12/10/2018	270	98,142.83	
1524595	1914912	12/10/2018	270	93,772.66	
1524592	1914903	12/10/2018	270	81,662.98	
1524698	1914955	12/10/2018	270	61,914.99	
1524608	1914915	12/10/2018	270	54,616.96	
1524685	192701206CC AIRS	12/10/2018	270	46,380.12	
1524686	192701208IRPCC A	12/10/2018	270	45,533.11	
1524700	1914957	12/10/2018	270	40,246.12	
1524699	1914956	12/10/2018	270	36,176.81	
1524603	1914904	12/10/2018	270	35,993.44	
1524655	192701203	12/10/2018	270	23,655.00	
1524618	1914906	12/10/2018	270	17,711.76	
1524622	1914907	12/10/2018	270	12,179.06	
1524633	1914921	12/10/2018	270	9,950.00	
1524678	1914954	12/10/2018	270	9,184.00	
1524709	1914961	12/10/2018	270	6,038.49	
1524610	1914917	12/10/2018	270	5,903.10	
1524589	1914893	12/10/2018	270	4,580.99	
1524590	1914894	12/10/2018	270	3,919.74	
1524651	1914935	12/10/2018	270	3,493.16	
1524593	1914895	12/10/2018	270	3,449.03	

Run Date: 1/2/2019
 Run Time: 8:52:21AM

Demand Account Activity

Start Date: 7/1/2018 End Date: 12/31/2018

Page: 185
 User: 0

Jnl. Entry	Ref #	Trx. Date	Ledger	Debit Amount	Credit Amount
1524637	1914924	12/10/2018	270	2,945.00	
1524594	1914896	12/10/2018	270	2,675.85	
1524707	1914960	12/10/2018	270	2,641.00	
1524597	1914897	12/10/2018	270	2,338.69	
1524640	1914926	12/10/2018	270	2,213.00	
1524652	1914947	12/10/2018	270	2,094.57	
1524607	1914914	12/10/2018	270	1,687.59	
1524598	1914898	12/10/2018	270	1,489.00	
1524701	1914958	12/10/2018	270	1,023.06	
1524599	1914899	12/10/2018	270	802.24	
1524600	1914900	12/10/2018	270	791.96	
1524642	1914927	12/10/2018	270	640.00	
1524636	1914923	12/10/2018	270	550.00	
1524582	1914901	12/10/2018	270	536.33	
1524591	1914902	12/10/2018	270	382.59	
1524619	1914886	12/10/2018	270	339.25	
1524644	1914929	12/10/2018	270	327.75	
1524620	1914887	12/10/2018	270	308.10	
1524621	1914888	12/10/2018	270	304.00	
1524609	1914916	12/10/2018	270	260.27	
1524605	1914905	12/10/2018	270	252.50	
1524717	1914985	12/10/2018	270	237.68	
1524638	1914925	12/10/2018	270	190.00	
1524584	1914889	12/10/2018	270	154.00	
1524585	1914890	12/10/2018	270	110.00	
1524587	1914891	12/10/2018	270	100.00	
1524612	1914882	12/10/2018	270	75.00	
1524645	1914930	12/10/2018	270	75.00	
1524646	1914931	12/10/2018	270	45.60	
1524647	1914932	12/10/2018	270	45.60	
1524643	1914928	12/10/2018	270	45.00	
1524648	1914933	12/10/2018	270	28.80	
1524588	1914892	12/10/2018	270	8.00	
1524650	1914934	12/10/2018	270	2.50	
1524579	CD ACH Bank Trans	12/10/2018	270		878,000.00
1524615	8008148 EFT REV 1	12/10/2018	270		10,311.82
1524659	192701207	12/10/2018	270		8,796,764.33
1524660	192701208	12/10/2018	270		44,725,852.03
1525139	192701216AIRS EF	12/11/2018	270	17,080,345.37	
1525146	192701206	12/11/2018	270	10,000,000.00	
1525159	192701218EFT NOM	12/11/2018	270	2,985,545.47	
1525135	1915138	12/11/2018	270	1,424,150.10	
1524988	CD ACH Bank Trans	12/11/2018	270	700,000.00	
1525020	1915024	12/11/2018	270	441,527.54	
1525084	1915093	12/11/2018	270	279,529.83	
1525006	1915010	12/11/2018	270	217,578.17	
1525158	192701220ABC LIC	12/11/2018	270	157,239.97	
1525023	1915027	12/11/2018	270	152,142.96	
1525107	1915117	12/11/2018	270	146,635.50	
1525089	1915096	12/11/2018	270	142,190.00	
1525021	1915025	12/11/2018	270	110,989.57	
1525137	1915139	12/11/2018	270	84,840.00	
1524999	1915003	12/11/2018	270	62,403.46	
1525145	192701205	12/11/2018	270	61,831.11	
1525088	1915095	12/11/2018	270	40,000.00	
1525016	1915020	12/11/2018	270	38,770.65	

Run Date: 1/2/2019
 Run Time: 8:52:21AM

Demand Account Activity

Start Date: 7/1/2018 End Date: 12/31/2018

Page: 186
 User: 0

Jnl. Entry	Ref #	Trx. Date	Ledger	Debit Amount	Credit Amount
1525119	1915125	12/11/2018	270	38,156.00	
1525155	192701217AIRS CC	12/11/2018	270	35,834.68	
1525015	1915019	12/11/2018	270	25,702.79	
1525017	1915021	12/11/2018	270	23,118.78	
1525086	1915094	12/11/2018	270	15,580.00	
1525104	1915114	12/11/2018	270	11,265.00	
1525022	1915026	12/11/2018	270	10,704.33	
1525001	1915005	12/11/2018	270	9,250.00	
1525123	1915141	12/11/2018	270	7,763.28	
1525000	1915004	12/11/2018	270	7,735.00	
1525003	1915007	12/11/2018	270	6,245.00	
1525019	1915023	12/11/2018	270	5,918.03	
1525091	1915097	12/11/2018	270	5,830.00	
1525039	1915048	12/11/2018	270	5,292.42	
1525108	1915118	12/11/2018	270	4,847.77	
1525007	1915011	12/11/2018	270	4,767.72	
1525018	1915022	12/11/2018	270	4,185.39	
1525094	1915099	12/11/2018	270	3,990.00	
1525064	1915092	12/11/2018	270	3,300.50	
1525012	1915016	12/11/2018	270	3,030.21	
1525013	1915017	12/11/2018	270	2,970.97	
1525098	1915103	12/11/2018	270	2,500.00	
1525029	1915036	12/11/2018	270	2,125.00	
1525027	1915034	12/11/2018	270	2,109.00	
1525099	1915111	12/11/2018	270	1,560.00	
1525030	1915037	12/11/2018	270	1,070.00	
1525105	1915115	12/11/2018	270	797.00	
1525014	1915018	12/11/2018	270	786.32	
1525157	192701219IRPCC A	12/11/2018	270	713.11	
1525004	1915008	12/11/2018	270	532.50	
1525106	1915116	12/11/2018	270	508.00	
1525008	1915012	12/11/2018	270	490.80	
1525032	1915039	12/11/2018	270	466.00	
1525097	1915102	12/11/2018	270	436.80	
1525028	1915035	12/11/2018	270	410.00	
1525118	1915124	12/11/2018	270	245.00	
1525033	1915040	12/11/2018	270	225.00	
1525095	1915100	12/11/2018	270	213.25	
1525103	1915113	12/11/2018	270	192.00	
1525026	1915033	12/11/2018	270	170.00	
1525093	1915098	12/11/2018	270	170.00	
1525002	1915006	12/11/2018	270	150.00	
1525102	1915112	12/11/2018	270	150.00	
1525009	1915013	12/11/2018	270	141.43	
1525005	1915009	12/11/2018	270	124.00	
1525038	1915045	12/11/2018	270	124.00	
1525031	1915038	12/11/2018	270	100.00	
1525096	1915101	12/11/2018	270	86.65	
1525034	1915041	12/11/2018	270	45.60	
1525035	1915042	12/11/2018	270	45.60	
1525036	1915043	12/11/2018	270	28.80	
1525037	1915044	12/11/2018	270	16.46	
1525011	1915015	12/11/2018	270	10.96	
1525010	1915014	12/11/2018	270	3.45	
1524987	CD ACH Bank Trans	12/11/2018	270		655,000.00
1524725	8008150 EFT REV 1	12/11/2018	270		4,961.37

Run Date: 1/2/2019
 Run Time: 8:52:21AM

Demand Account Activity

Start Date: 7/1/2018 End Date: 12/31/2018

Page: 187
 User: 0

Jnl. Entry	Ref #	Trx. Date	Ledger	Debit Amount	Credit Amount
1525136	192701208	12/11/2018	270		61,831.11
1525142	192701205	12/11/2018	270		3,000,000.00
1525143	192701203	12/11/2018	270		8,914,491.53
1525144	192701204	12/11/2018	270		14,000,000.00
1525149	192701209	12/11/2018	270		8,389,906.71
1525218	192701201EFT AIRS	12/12/2018	270	16,017,699.79	
1525188	1915165	12/12/2018	270	14,952,920.29	
1525607	192701212	12/12/2018	270	9,000,000.00	
1525578	Back Out Journal Er	12/12/2018	270	7,195,346.45	
1525178	1915155	12/12/2018	270	6,677,117.66	
1525189	1915166	12/12/2018	270	2,647,193.42	
1525614	1915288	12/12/2018	270	761,119.25	
1525229	1915191	12/12/2018	270	564,577.94	
1525616	1915290	12/12/2018	270	511,954.00	
1525615	1915289	12/12/2018	270	334,722.20	
1525176	1915153	12/12/2018	270	321,905.00	
1525602	1915285	12/12/2018	270	269,165.01	
1525564	1915243	12/12/2018	270	191,316.26	
1525540	1915218	12/12/2018	270	188,753.57	
1525519	1915206	12/12/2018	270	122,826.38	
1525610	1915286	12/12/2018	270	118,622.05	
1525611	192701213	12/12/2018	270	113,758.28	
1525174	1915151	12/12/2018	270	72,159.00	
1525175	1915152	12/12/2018	270	71,537.00	
1525184	1915161	12/12/2018	270	36,854.03	
1525207	1915190	12/12/2018	270	33,278.36	
1525220	192701202CC AIRS	12/12/2018	270	30,769.03	
1525618	1915291	12/12/2018	270	27,608.70	
1525590	1915266	12/12/2018	270	24,540.11	
1525185	1915162	12/12/2018	270	19,913.46	
1525177	1915154	12/12/2018	270	18,277.29	
1525204	1915184	12/12/2018	270	18,115.00	
1525186	1915163	12/12/2018	270	17,711.10	
1525221	192701203IRPCC	12/12/2018	270	16,257.22	
1525230	1915192	12/12/2018	270	15,072.08	
1525589	1915265	12/12/2018	270	12,265.00	
1525609	1915284	12/12/2018	270	8,715.91	
1525187	1915164	12/12/2018	270	6,962.79	
1525565	1915244	12/12/2018	270	6,014.75	
1525513	192701209	12/12/2018	270	5,338.11	
1525608	1915283	12/12/2018	270	3,683.49	
1525190	1915169	12/12/2018	270	3,281.92	
1525181	1915158	12/12/2018	270	3,149.00	
1525563	1915242	12/12/2018	270	2,941.75	
1525192	1915170	12/12/2018	270	2,505.00	
1525182	1915159	12/12/2018	270	2,304.75	
1525194	1915172	12/12/2018	270	2,032.00	
1525612	1915287	12/12/2018	270	1,953.71	
1525588	1915264	12/12/2018	270	1,887.50	
1525599	1915275	12/12/2018	270	1,199.00	
1525600	1915276	12/12/2018	270	1,110.00	
1525601	1915277	12/12/2018	270	928.00	
1525183	1915160	12/12/2018	270	779.00	
1525541	1915219	12/12/2018	270	771.85	
1525197	1915175	12/12/2018	270	610.00	
1525198	1915176	12/12/2018	270	495.00	

Run Date: 1/2/2019
 Run Time: 8:52:21AM

Demand Account Activity

Start Date: 7/1/2018 End Date: 12/31/2018

Page: 188
 User: 0

Jnl. Entry	Ref #	Trx. Date	Ledger	Debit Amount	Credit Amount
1525606	1915282	12/12/2018	270	455.00	
1525193	1915171	12/12/2018	270	450.00	
1525196	1915174	12/12/2018	270	375.00	
1525603	1915279	12/12/2018	270	375.00	
1525538	1915217	12/12/2018	270	367.67	
1525568	1915278	12/12/2018	270	351.00	
1525604	1915280	12/12/2018	270	345.00	
1525586	1915262	12/12/2018	270	250.00	
1525605	1915281	12/12/2018	270	239.00	
1525594	1915270	12/12/2018	270	233.00	
1525598	1915274	12/12/2018	270	212.13	
1525195	1915173	12/12/2018	270	160.00	
1525179	1915156	12/12/2018	270	136.11	
1525593	1915269	12/12/2018	270	115.00	
1525200	1915178	12/12/2018	270	90.00	
1525596	1915272	12/12/2018	270	75.00	
1525199	1915177	12/12/2018	270	70.00	
1525587	1915263	12/12/2018	270	60.00	
1525597	1915273	12/12/2018	270	45.00	
1525595	1915271	12/12/2018	270	40.00	
1525202	1915180	12/12/2018	270	22.80	
1525203	1915181	12/12/2018	270	22.80	
1525180	1915157	12/12/2018	270	19.71	
1525592	1915268	12/12/2018	270	16.00	
1525201	1915179	12/12/2018	270	14.40	
1525591	1915267	12/12/2018	270	8.00	
1525206	1915185	12/12/2018	270	0.08	
1525222	192701204	12/12/2018	270		6,677,117.66
1525223	192701205	12/12/2018	270		37,229,541.38
1525511	192701206	12/12/2018	270		7,195,346.45
1525225	8008153 EFT REV 1	12/12/2018	270		718.77
1525536	8008152 EFT REV 1	12/12/2018	270		43,744.46
1525553	192701210	12/12/2018	270		2,000,000.00
1525613	192701214	12/12/2018	270		113,758.28
1525620	Correct Journal Entr	12/12/2018	270		7,195,346.45
1526010	192701220	12/13/2018	270	250,000,000.00	
1525947	1915350	12/13/2018	270	70,860,987.36	
1525969	192701205EFT AIR:	12/13/2018	270	42,297,884.78	
1525992	192701208	12/13/2018	270	17,000,000.00	
1525995	192701209	12/13/2018	270	9,000,000.00	
1525951	1915351	12/13/2018	270	7,500,389.30	
1526025	193001230	12/13/2018	270	2,000,000.00	
1525922	1915326	12/13/2018	270	1,315,631.39	
1526007	1915388	12/13/2018	270	360,904.86	
1526006	1915387	12/13/2018	270	148,638.01	
1525927	1915331	12/13/2018	270	143,017.01	
1525938	1915342	12/13/2018	270	128,154.60	
1525932	1915336	12/13/2018	270	100,000.00	
1525928	1915332	12/13/2018	270	84,197.40	
1526037	1915416	12/13/2018	270	81,262.45	
1525943	1915347	12/13/2018	270	75,633.07	
1525953	1915352	12/13/2018	270	51,036.63	
1525976	192701206	12/13/2018	270	50,957.01	
1525934	1915338	12/13/2018	270	40,198.20	
1525929	1915333	12/13/2018	270	40,147.80	
1525870	1915301	12/13/2018	270	27,150.00	

Run Date: 1/2/2019
 Run Time: 8:52:21AM

Demand Account Activity

Start Date: 7/1/2018 End Date: 12/31/2018

Page: 189
 User: 0

Jnl. Entry	Ref #	Trx. Date	Ledger	Debit Amount	Credit Amount
1525935	1915339	12/13/2018	270	21,193.30	
1525869	1915300	12/13/2018	270	19,695.00	
1525961	1915372	12/13/2018	270	17,728.24	
1525944	1915348	12/13/2018	270	15,549.44	
1526005	1915386	12/13/2018	270	14,982.50	
1525940	1915344	12/13/2018	270	14,139.07	
1525923	1915327	12/13/2018	270	13,299.48	
1525977	192701207	12/13/2018	270	12,404.30	
1526009	1915392	12/13/2018	270	11,742.44	
1525868	1915299	12/13/2018	270	11,545.00	
1526008	1915391	12/13/2018	270	11,054.72	
1525924	1915328	12/13/2018	270	9,711.51	
1525930	1915334	12/13/2018	270	9,278.56	
1526011	1915393	12/13/2018	270	9,180.00	
1525941	1915345	12/13/2018	270	8,576.00	
1526004	1915385	12/13/2018	270	8,484.24	
1525962	1915361	12/13/2018	270	7,170.00	
1526015	1915396	12/13/2018	270	6,112.86	
1525965	1915363	12/13/2018	270	5,565.00	
1525939	1915343	12/13/2018	270	5,454.82	
1525931	1915335	12/13/2018	270	5,319.74	
1525925	1915329	12/13/2018	270	4,195.43	
1525859	1915296	12/13/2018	270	4,100.00	
1526012	1915394	12/13/2018	270	3,953.08	
1525635	1915295	12/13/2018	270	3,011.40	
1525967	1915364	12/13/2018	270	2,950.00	
1525867	1915298	12/13/2018	270	1,991.88	
1525634	1915294	12/13/2018	270	1,961.70	
1525926	1915330	12/13/2018	270	1,651.22	
1526036	1915414	12/13/2018	270	1,236.40	
1526014	1915395	12/13/2018	270	1,072.33	
1525964	1915362	12/13/2018	270	1,020.00	
1525866	1915297	12/13/2018	270	891.19	
1525936	1915340	12/13/2018	270	840.00	
1525952	192701202	12/13/2018	270	756.70	
1525921	1915360	12/13/2018	270	600.00	
1525933	1915337	12/13/2018	270	521.31	
1525971	1915366	12/13/2018	270	485.00	
1525959	1915370	12/13/2018	270	170.00	
1525946	1915349	12/13/2018	270	147.00	
1525942	1915346	12/13/2018	270	131.17	
1526035	1915413	12/13/2018	270	120.00	
1525970	1915365	12/13/2018	270	120.00	
1525937	1915341	12/13/2018	270	101.61	
1525972	1915367	12/13/2018	270	30.40	
1525973	1915368	12/13/2018	270	30.40	
1525955	1915369	12/13/2018	270	19.20	
1526034	1915412	12/13/2018	270	8.50	
1525960	1915371	12/13/2018	270	4.25	
1526002	1915390	12/13/2018	270	2.50	
1525909	CD ACH Bank Trans	12/13/2018	270		1,042,000.00
1525625	8008155 EFT REV 1	12/13/2018	270		12,858.72
1525907	192701201	12/13/2018	270		6,173,080.11
1525957	192701203	12/13/2018	270		465.00
1525958	192701204	12/13/2018	270		45,511,439.11
1526013	192701225	12/13/2018	270		349,020,159.62

Run Date: 1/2/2019
 Run Time: 8:52:21AM

Demand Account Activity

Page: 190
 User: 0

Start Date: 7/1/2018 End Date: 12/31/2018

Jnl. Entry	Ref #	Trx. Date	Ledger	Debit Amount	Credit Amount
1526392	192701212	12/14/2018	270	270,000,000.00	
1526383	192701206AIRS EF	12/14/2018	270	44,994,259.46	
1526344	192701202	12/14/2018	270	7,000,000.00	
1526299	1915439	12/14/2018	270	5,736,554.66	
1526469	1915573	12/14/2018	270	4,638,374.81	
1526418	1915526	12/14/2018	270	3,658,580.60	
1526417	1915525	12/14/2018	270	1,502,395.41	
1526337	192701201	12/14/2018	270	1,000,000.00	
1526437	1915529	12/14/2018	270	644,607.56	
1526334	1915467	12/14/2018	270	585,990.63	
1526332	1915466	12/14/2018	270	573,800.74	
1526359	1915485	12/14/2018	270	496,915.00	
1526435	1915531	12/14/2018	270	479,839.44	
1526439	1915530	12/14/2018	270	318,563.42	
1526372	1915498	12/14/2018	270	257,434.29	
1526328	1915465	12/14/2018	270	151,861.00	
1526319	1915458	12/14/2018	270	119,837.13	
1526336	1915468	12/14/2018	270	115,310.63	
1526408	1915524	12/14/2018	270	89,345.49	
1526343	1915483	12/14/2018	270	85,735.91	
1526358	1915484	12/14/2018	270	81,785.04	
1526331	1915463	12/14/2018	270	78,036.17	
1526321	1915459	12/14/2018	270	68,732.18	
1526390	192701209	12/14/2018	270	65,085.40	
1526323	1915460	12/14/2018	270	64,629.97	
1526329	1915461	12/14/2018	270	53,533.94	
1526384	192701207CC AIRS	12/14/2018	270	52,187.22	
1526385	192701208IFTA CC	12/14/2018	270	52,187.22	
1526464	1915569	12/14/2018	270	50,552.68	
1526330	1915462	12/14/2018	270	42,679.46	
1526425	1915532	12/14/2018	270	32,093.56	
1526467	1915572	12/14/2018	270	25,560.45	
1526432	1915549	12/14/2018	270	22,027.84	
1526433	1915550	12/14/2018	270	13,415.09	
1526424	1915528	12/14/2018	270	11,846.62	
1526304	1915453	12/14/2018	270	10,617.94	
1526306	1915454	12/14/2018	270	10,010.36	
1526463	1915567	12/14/2018	270	7,916.67	
1526310	1915455	12/14/2018	270	6,508.38	
1526313	1915456	12/14/2018	270	6,442.31	
1526048	1915420	12/14/2018	270	5,805.00	
1526430	1915547	12/14/2018	270	4,610.43	
1526316	1915457	12/14/2018	270	4,334.60	
1526052	1915423	12/14/2018	270	4,038.00	
1526325	1915447	12/14/2018	270	3,123.12	
1526388	192701208IFTA CC	12/14/2018	270	3,005.58	
1526361	1915487	12/14/2018	270	2,860.00	
1526458	1915565	12/14/2018	270	2,710.00	
1526407	1915523	12/14/2018	270	2,384.98	
1526305	1915434	12/14/2018	270	2,368.52	
1526333	1915464	12/14/2018	270	2,240.62	
1526326	1915448	12/14/2018	270	1,753.50	
1526327	1915449	12/14/2018	270	1,726.00	
1526363	1915489	12/14/2018	270	1,601.00	
1526465	1915568	12/14/2018	270	1,565.39	
1526050	1915421	12/14/2018	270	1,205.00	

Run Date: 1/2/2019
 Run Time: 8:52:21AM

Demand Account Activity

Start Date: 7/1/2018 End Date: 12/31/2018

Page: 191
 User: 0

Jnl. Entry	Ref #	Trx. Date	Ledger	Debit Amount	Credit Amount
1526302	1915452	12/14/2018	270	1,176.31	
1526364	1915490	12/14/2018	270	980.00	
1526397	192701215	12/14/2018	270	873.63	
1526366	1915492	12/14/2018	270	677.15	
1526046	1915419	12/14/2018	270	617.50	
1526298	1915450	12/14/2018	270	600.00	
1526434	1915551	12/14/2018	270	570.00	
1526360	1915486	12/14/2018	270	530.00	
1526455	1915563	12/14/2018	270	498.00	
1526367	1915493	12/14/2018	270	487.00	
1526301	1915451	12/14/2018	270	470.00	
1526308	1915440	12/14/2018	270	423.00	
1526311	1915441	12/14/2018	270	420.00	
1526315	1915442	12/14/2018	270	353.00	
1526318	1915443	12/14/2018	270	342.00	
1526431	1915548	12/14/2018	270	296.62	
1526320	1915444	12/14/2018	270	272.00	
1526044	1915417	12/14/2018	270	250.00	
1526405	1915521	12/14/2018	270	232.20	
1526457	1915564	12/14/2018	270	150.00	
1526362	1915488	12/14/2018	270	130.00	
1526322	1915445	12/14/2018	270	126.00	
1526324	1915446	12/14/2018	270	85.00	
1526365	1915491	12/14/2018	270	80.00	
1526406	1915522	12/14/2018	270	75.00	
1526459	1915566	12/14/2018	270	75.00	
1526404	1915520	12/14/2018	270	70.00	
1526307	1915435	12/14/2018	270	65.00	
1526309	1915436	12/14/2018	270	50.00	
1526381	Back Out Journal Er	12/14/2018	270	50.00	
1526447	Correct Journal Entr	12/14/2018	270	50.00	
1526368	1915494	12/14/2018	270	41.77	
1526373	1915499	12/14/2018	270	32.27	
1526369	1915495	12/14/2018	270	22.80	
1526370	1915496	12/14/2018	270	22.80	
1526045	1915418	12/14/2018	270	20.00	
1526423	1915527	12/14/2018	270	19.76	
1526371	1915497	12/14/2018	270	14.40	
1526312	1915437	12/14/2018	270	12.00	
1526051	1915422	12/14/2018	270	10.90	
1526314	1915438	12/14/2018	270	8.00	
1526389	8008156 EFT REV 1	12/14/2018	270		4,184.07
1526346	192701203	12/14/2018	270		144,471,213.94
1526349	192701204	12/14/2018	270		50.00
1526352	192701205	12/14/2018	270		5,736,554.66
1526391	192701211	12/14/2018	270		177,782,668.71
1526393	192701213	12/14/2018	270		8,462,399.20
1526411	192701216	12/14/2018	270		873.63
1526476	192701230	12/14/2018	270		4,000,000.00
1526471	Back Out Journal Er	12/14/2018	270		52,187.22
1526475	CD ACH Bank Trans	12/14/2018	270		2,244,000.00
1526986	192701207 AIRS TA	12/17/2018	270	37,477,266.91	
1526912	1915590	12/17/2018	270	20,960,626.97	
1526917	193001203	12/17/2018	270	10,000,000.00	
1526974	1915646	12/17/2018	270	6,977,695.30	
1526919	192301201	12/17/2018	270	2,000,000.00	

Run Date: 1/2/2019
Run Time: 8:52:21AM

Demand Account Activity

Start Date: 7/1/2018 End Date: 12/31/2018

Page: 192
User: 0

Jnl. Entry	Ref #	Trx. Date	Ledger	Debit Amount	Credit Amount
1527048	1915697	12/17/2018	270	1,704,239.98	
1526964	1915636	12/17/2018	270	1,317,356.38	
1526970	1915642	12/17/2018	270	1,120,674.47	
1526913	1915591	12/17/2018	270	793,308.15	
1527035	1915689	12/17/2018	270	541,367.00	
1527036	1915690	12/17/2018	270	467,423.55	
1526947	1915616	12/17/2018	270	312,271.23	
1526990	193981201	12/17/2018	270	307,987.98	
1526946	1915615	12/17/2018	270	298,092.37	
1526939	1915608	12/17/2018	270	261,531.36	
1526950	1915619	12/17/2018	270	177,213.05	
1526971	1915643	12/17/2018	270	155,721.31	
1526963	1915635	12/17/2018	270	105,102.80	
1526940	1915609	12/17/2018	270	94,417.87	
1526965	1915637	12/17/2018	270	86,938.98	
1526941	1915610	12/17/2018	270	84,275.97	
1526989	192701210 AIRS DE	12/17/2018	270	45,005.65	
1527040	1915692	12/17/2018	270	40,701.54	
1526975	1915647	12/17/2018	270	33,186.28	
1526938	1915668	12/17/2018	270	31,924.04	
1526999	1915669	12/17/2018	270	28,992.30	
1526969	1915641	12/17/2018	270	25,888.54	
1526968	1915640	12/17/2018	270	19,837.35	
1527050	1915698	12/17/2018	270	16,729.34	
1527043	1915693	12/17/2018	270	9,758.00	
1526949	1915618	12/17/2018	270	9,645.61	
1526966	1915639	12/17/2018	270	8,749.63	
1527000	1915670	12/17/2018	270	7,582.57	
1527038	1915691	12/17/2018	270	6,672.87	
1526918	192701201	12/17/2018	270	5,678.48	
1526943	1915612	12/17/2018	270	5,315.00	
1526987	192701208 AIRS TA	12/17/2018	270	5,173.02	
1526972	1915644	12/17/2018	270	4,405.72	
1526955	1915624	12/17/2018	270	4,120.76	
1526942	1915611	12/17/2018	270	4,118.85	
1526954	1915623	12/17/2018	270	3,444.20	
1526953	1915622	12/17/2018	270	3,001.37	
1526911	1915589	12/17/2018	270	2,394.00	
1526899	1915579	12/17/2018	270	1,905.00	
1526903	1915581	12/17/2018	270	1,850.00	
1526952	1915621	12/17/2018	270	1,468.81	
1526906	1915584	12/17/2018	270	1,334.00	
1526948	1915617	12/17/2018	270	1,060.39	
1526904	1915582	12/17/2018	270	890.00	
1526977	1915648	12/17/2018	270	563.80	
1526951	1915620	12/17/2018	270	523.86	
1526945	1915614	12/17/2018	270	510.00	
1526988	192701209 AIRS DE	12/17/2018	270	457.95	
1526900	1915580	12/17/2018	270	340.00	
1526905	1915583	12/17/2018	270	170.00	
1526897	1915578	12/17/2018	270	150.00	
1526910	1915588	12/17/2018	270	130.00	
1527002	1915671	12/17/2018	270	120.03	
1526944	1915613	12/17/2018	270	50.00	
1526907	1915585	12/17/2018	270	45.60	
1526908	1915586	12/17/2018	270	45.60	

Run Date: 1/2/2019
 Run Time: 8:52:21AM

Demand Account Activity

Start Date: 7/1/2018 End Date: 12/31/2018

Page: 193
 User: 0

Jnl. Entry	Ref #	Trx. Date	Ledger	Debit Amount	Credit Amount
1526967	1915638	12/17/2018	270	41.08	
1526909	1915587	12/17/2018	270	28.80	
1526478	CD ACH Bank Trans	12/17/2018	270		1,555,000.00
1526895	DFA EFT REV 12/17	12/17/2018	270		104,310.55
1527033	192701206	12/17/2018	270		19,848,316.35
1527041	193001205	12/17/2018	270		44,000,000.00
1526920	292701202	12/17/2018	270		8,964,839.89
1526921	192701203	12/17/2018	270		8,685,796.71
1527049	192701215	12/17/2018	270		3,000,000.00
1527467	192701207 AIRS TA	12/18/2018	270	167,794,438.33	
1527517	193001206	12/18/2018	270	72,000,000.00	
1527431	192701205	12/18/2018	270	67,000,000.00	
1527518	193001215	12/18/2018	270	15,000,000.00	
1527350	1915713	12/18/2018	270	8,436,529.16	
1527516	Correct Journal Entr	12/18/2018	270	5,000,000.00	
1527430	192701204	12/18/2018	270	3,055,000.00	
1527489	1915828	12/18/2018	270	1,367,090.68	
1527443	1915766	12/18/2018	270	1,110,331.76	
1527510	192701212	12/18/2018	270	840,159.43	
1527421	1915842	12/18/2018	270	649,587.95	
1527394	1915749	12/18/2018	270	538,487.65	
1527502	1915824	12/18/2018	270	457,454.67	
1527388	1915745	12/18/2018	270	412,801.33	
1527390	1915746	12/18/2018	270	207,765.31	
1527420	1915764	12/18/2018	270	207,197.69	
1527396	1915750	12/18/2018	270	176,051.92	
1527493	1915830	12/18/2018	270	136,812.90	
1527494	1915831	12/18/2018	270	100,323.64	
1527387	1915744	12/18/2018	270	96,771.01	
1527503	1915825	12/18/2018	270	91,388.24	
1527454	1915768	12/18/2018	270	68,018.91	
1527453	1915767	12/18/2018	270	67,433.96	
1527486	1915817	12/18/2018	270	60,500.05	
1527498	1915834	12/18/2018	270	58,699.37	
1527398	1915752	12/18/2018	270	50,879.80	
1527487	1915826	12/18/2018	270	37,848.86	
1527496	1915821	12/18/2018	270	27,134.21	
1527357	1915719	12/18/2018	270	26,394.00	
1527355	1915718	12/18/2018	270	25,160.00	
1527468	192701208 AIRS TA	12/18/2018	270	22,991.95	
1527504	1915838	12/18/2018	270	20,117.76	
1527461	1915818	12/18/2018	270	18,380.00	
1527500	1915822	12/18/2018	270	14,574.12	
1527351	1915714	12/18/2018	270	11,950.00	
1527359	1915721	12/18/2018	270	9,965.00	
1527470	192701210 AIRS DE	12/18/2018	270	9,872.53	
1527497	1915833	12/18/2018	270	9,600.00	
1527360	1915722	12/18/2018	270	9,495.00	
1527358	1915720	12/18/2018	270	7,815.00	
1527495	1915832	12/18/2018	270	7,570.21	
1527499	1915840	12/18/2018	270	6,424.98	
1527413	1915762	12/18/2018	270	6,215.00	
1527407	1915759	12/18/2018	270	5,895.00	
1527392	1915748	12/18/2018	270	4,871.74	
1527391	1915747	12/18/2018	270	4,345.10	
1527490	1915819	12/18/2018	270	4,165.00	

Run Date: 1/2/2019
 Run Time: 8:52:21AM

Demand Account Activity

Start Date: 7/1/2018 End Date: 12/31/2018

Page: 194
 User: 0

Jnl. Entry	Ref #	Trx. Date	Ledger	Debit Amount	Credit Amount
1527397	1915751	12/18/2018	270	2,648.22	
1527511	1915841	12/18/2018	270	2,600.24	
1527416	1915763	12/18/2018	270	2,509.12	
1527501	1915823	12/18/2018	270	1,937.25	
1527491	1915829	12/18/2018	270	1,281.07	
1527409	1915760	12/18/2018	270	1,165.00	
1527405	1915758	12/18/2018	270	797.50	
1527343	1915711	12/18/2018	270	678.22	
1527400	1915754	12/18/2018	270	525.00	
1527401	1915755	12/18/2018	270	525.00	
1527352	1915715	12/18/2018	270	515.00	
1527492	1915820	12/18/2018	270	480.00	
1527349	1915712	12/18/2018	270	450.00	
1527513	1915843	12/18/2018	270	374.11	
1527399	1915753	12/18/2018	270	366.28	
1527488	1915827	12/18/2018	270	225.00	
1527411	1915761	12/18/2018	270	150.00	
1527403	1915757	12/18/2018	270	100.00	
1527469	192701209 AIRS DE	12/18/2018	270	90.73	
1527354	1915717	12/18/2018	270	90.00	
1527402	1915756	12/18/2018	270	63.28	
1527455	1915769	12/18/2018	270	60.91	
1527353	1915716	12/18/2018	270	34.00	
1527456	1915770	12/18/2018	270	8.70	
1527337	CD ACH Bank Trans	12/18/2018	270		861,000.00
1527338	DFA EFT REV 12/18	12/18/2018	270		34,238.40
1527426	192701201	12/18/2018	270		7,653,825.06
1527428	192701202	12/18/2018	270		6,607,391.74
1527429	192701203	12/18/2018	270		3,055,000.00
1527432	192701206	12/18/2018	270		255,367,055.55
1527480	Back Out Journal Er	12/18/2018	270		72,000,000.00
1528003	193001206	12/19/2018	270	114,000,000.00	
1527521	CD ACH Bank Trans	12/19/2018	270	101,000,000.00	
1527914	192701206	12/19/2018	270	92,000,000.00	
1527905	192701207 AIRS TA	12/19/2018	270	52,998,596.79	
1527859	1915864	12/19/2018	270	16,943,891.76	
1528002	192301202	12/19/2018	270	11,000,000.00	
1527857	193001203	12/19/2018	270	7,000,000.00	
1527862	1915865	12/19/2018	270	2,127,260.00	
1527853	192701204	12/19/2018	270	1,537,509.88	
1527918	192701214	12/19/2018	270	1,484,471.53	
1528010	1915981	12/19/2018	270	1,438,095.00	
1527936	1915914	12/19/2018	270	1,410,503.68	
1527935	1915913	12/19/2018	270	1,027,820.98	
1527855	192301201	12/19/2018	270	1,000,000.00	
1527934	1915912	12/19/2018	270	894,473.34	
1527953	1915940	12/19/2018	270	570,245.02	
1528000	192701215	12/19/2018	270	550,000.00	
1527994	1915972	12/19/2018	270	187,863.53	
1528004	1915975	12/19/2018	270	175,000.00	
1528005	1915976	12/19/2018	270	150,000.00	
1527982	1915967	12/19/2018	270	150,000.00	
1527938	1915916	12/19/2018	270	81,996.36	
1527851	1915859	12/19/2018	270	77,719.63	
1528006	1915977	12/19/2018	270	74,122.41	
1527992	1915974	12/19/2018	270	58,912.53	

Run Date: 1/2/2019
 Run Time: 8:52:21AM

Demand Account Activity

Start Date: 7/1/2018 End Date: 12/31/2018

Page: 195
 User: 0

Jnl. Entry	Ref #	Trx. Date	Ledger	Debit Amount	Credit Amount
1528007	1915978	12/19/2018	270	47,658.61	
1527985	1915968	12/19/2018	270	42,000.00	
1527874	1915872	12/19/2018	270	31,227.87	
1527989	1915969	12/19/2018	270	26,000.00	
1527906	192701208 AIRS TA	12/19/2018	270	24,341.43	
1527995	1915971	12/19/2018	270	17,071.05	
1527864	1915867	12/19/2018	270	16,694.99	
1527928	1915907	12/19/2018	270	13,180.81	
1527986	1915944	12/19/2018	270	12,749.50	
1527852	1915860	12/19/2018	270	9,960.00	
1527988	1915945	12/19/2018	270	9,405.20	
1527911	192701211 AIRS DE	12/19/2018	270	7,410.00	
1528008	1915979	12/19/2018	270	7,052.95	
1527839	1915857	12/19/2018	270	7,005.23	
1527990	1915970	12/19/2018	270	6,991.60	
1527867	1915868	12/19/2018	270	5,843.88	
1527868	1915869	12/19/2018	270	4,916.50	
1527937	1915915	12/19/2018	270	4,734.55	
1527524	1915848	12/19/2018	270	4,586.16	
1527895	1915890	12/19/2018	270	3,155.50	
1527955	1915925	12/19/2018	270	2,865.00	
1527870	1915870	12/19/2018	270	2,805.14	
1527974	1915936	12/19/2018	270	2,405.00	
1527931	1915910	12/19/2018	270	1,611.73	
1527951	1915923	12/19/2018	270	1,501.00	
1527892	1915887	12/19/2018	270	1,490.00	
1527863	1915866	12/19/2018	270	1,370.50	
1527893	1915888	12/19/2018	270	1,046.70	
1527849	1915858	12/19/2018	270	1,039.70	
1527907	192701209 AIRS DE	12/19/2018	270	929.06	
1527967	1915932	12/19/2018	270	910.00	
1527929	1915908	12/19/2018	270	903.12	
1527933	1915911	12/19/2018	270	782.05	
1527969	1915933	12/19/2018	270	762.00	
1527944	1915920	12/19/2018	270	710.00	
1527909	192701210 AIRS DE	12/19/2018	270	680.29	
1527927	1915906	12/19/2018	270	676.19	
1527894	1915889	12/19/2018	270	526.08	
1527858	1915863	12/19/2018	270	518.90	
1527957	1915926	12/19/2018	270	510.00	
1527945	1915921	12/19/2018	270	507.00	
1527972	1915935	12/19/2018	270	430.00	
1527879	1915877	12/19/2018	270	410.00	
1527880	1915878	12/19/2018	270	401.75	
1527882	1915879	12/19/2018	270	376.07	
1527873	1915871	12/19/2018	270	353.18	
1527930	1915909	12/19/2018	270	304.48	
1527884	1915880	12/19/2018	270	291.00	
1527885	1915881	12/19/2018	270	225.00	
1527886	1915882	12/19/2018	270	215.00	
1528009	1915980	12/19/2018	270	193.62	
1527963	1915930	12/19/2018	270	181.00	
1527983	1915941	12/19/2018	270	164.96	
1527887	1915883	12/19/2018	270	163.00	
1527888	1915884	12/19/2018	270	155.00	
1527854	1915861	12/19/2018	270	135.00	

Run Date: 1/2/2019
 Run Time: 8:52:21AM

Demand Account Activity

Start Date: 7/1/2018 End Date: 12/31/2018

Page: 196
 User: 0

Jnl. Entry	Ref #	Trx. Date	Ledger	Debit Amount	Credit Amount
1527952	1915924	12/19/2018	270	130.00	
1527948	1915922	12/19/2018	270	90.00	
1527971	1915934	12/19/2018	270	60.00	
1527960	1915928	12/19/2018	270	45.60	
1527961	1915929	12/19/2018	270	45.60	
1527890	1915885	12/19/2018	270	45.00	
1527940	1915918	12/19/2018	270	38.00	
1527942	1915919	12/19/2018	270	38.00	
1527965	1915931	12/19/2018	270	30.00	
1527958	1915927	12/19/2018	270	28.80	
1527939	1915917	12/19/2018	270	24.00	
1527891	1915886	12/19/2018	270	20.00	
1527875	1915873	12/19/2018	270	19.00	
1527856	1915862	12/19/2018	270	17.00	
1527876	1915874	12/19/2018	270	8.00	
1527877	1915875	12/19/2018	270	8.00	
1527878	1915876	12/19/2018	270	8.00	
1527520	CD ACH Bank Trans	12/19/2018	270		2,547,000.00
1527838	DFA EFT REV 12/19	12/19/2018	270		57,632.63
1527845	192701201	12/19/2018	270		15,139,284.23
1527847	192701202	12/19/2018	270		16,943,891.76
1527850	192701203	12/19/2018	270		829.68
1527913	192701205	12/19/2018	270		7,946,942.73
1527915	192701212	12/19/2018	270		363,279,849.33
1527917	192701213	12/19/2018	270		1,484,471.53
1529308	1916039	12/20/2018	270	67,851,232.51	
1529312	192701207 AIRS TA	12/20/2018	270	33,311,547.80	
1529435	corr from 12/19/18 c	12/20/2018	270	7,946,942.73	
1529399	1916136	12/20/2018	270	2,000,000.00	
1529379	192301201	12/20/2018	270	1,000,000.00	
1529318	1916040	12/20/2018	270	968,967.47	
1529419	1916141	12/20/2018	270	905,950.40	
1529319	1916041	12/20/2018	270	902,497.45	
1529338	1916036	12/20/2018	270	876,967.61	
1529414	1916137	12/20/2018	270	607,199.49	
1529415	1916138	12/20/2018	270	388,601.49	
1529322	1916042	12/20/2018	270	177,383.70	
1529339	1916043	12/20/2018	270	108,339.76	
1529341	1916044	12/20/2018	270	106,047.24	
1529343	1916045	12/20/2018	270	89,801.00	
1529283	1916023	12/20/2018	270	81,146.54	
1529345	1916046	12/20/2018	270	80,000.00	
1529302	1916037	12/20/2018	270	63,065.59	
1529363	1916105	12/20/2018	270	54,781.85	
1529252	1916009	12/20/2018	270	40,159.45	
1529287	1916024	12/20/2018	270	37,132.43	
1529347	1916047	12/20/2018	270	23,830.55	
1529418	1916140	12/20/2018	270	23,300.43	
1529316	192701209 AIRS DE	12/20/2018	270	22,378.83	
1529382	1916108	12/20/2018	270	21,092.48	
1529349	1916048	12/20/2018	270	19,092.01	
1529351	1916049	12/20/2018	270	18,673.25	
1529352	1916050	12/20/2018	270	18,328.24	
1529354	1916051	12/20/2018	270	18,235.93	
1529313	Back Out Journal Er	12/20/2018	270	16,090.24	
1529305	1916038	12/20/2018	270	13,176.00	

Run Date: 1/2/2019
 Run Time: 8:52:21AM

Demand Account Activity

Start Date: 7/1/2018 End Date: 12/31/2018

Page: 197
 User: 0

Jnl. Entry	Ref #	Trx. Date	Ledger	Debit Amount	Credit Amount
1529380	1916106	12/20/2018	270	12,080.00	
1529359	1916054	12/20/2018	270	9,976.99	
1529367	1916055	12/20/2018	270	8,000.00	
1529356	1916052	12/20/2018	270	7,993.48	
1529282	1916016	12/20/2018	270	6,835.00	
1529368	1916056	12/20/2018	270	6,314.15	
1529384	1916109	12/20/2018	270	5,587.53	
1529369	1916057	12/20/2018	270	5,003.47	
1529370	1916058	12/20/2018	270	4,557.46	
1529274	1916019	12/20/2018	270	4,000.00	
1529389	1916112	12/20/2018	270	3,785.00	
1529371	1916059	12/20/2018	270	3,469.65	
1529430	1916152	12/20/2018	270	3,385.00	
1529420	1916142	12/20/2018	270	3,040.00	
1529372	1916060	12/20/2018	270	2,554.30	
1529386	1916111	12/20/2018	270	2,447.50	
1529317	1916102	12/20/2018	270	2,376.58	
1529357	1916053	12/20/2018	270	2,109.95	
1529377	1916103	12/20/2018	270	1,956.57	
1529270	1916018	12/20/2018	270	1,930.00	
1529271	192701204	12/20/2018	270	1,750.00	
1529314	192701208 AIRS TA	12/20/2018	270	1,052.68	
1529381	1916107	12/20/2018	270	1,000.00	
1529278	1916021	12/20/2018	270	858.00	
1529422	1916144	12/20/2018	270	720.00	
1529434	1916156	12/20/2018	270	716.50	
1529275	1916020	12/20/2018	270	710.00	
1529373	1916061	12/20/2018	270	677.58	
1529286	1916017	12/20/2018	270	550.00	
1529431	1916153	12/20/2018	270	500.00	
1529432	1916154	12/20/2018	270	500.00	
1529375	1916101	12/20/2018	270	492.13	
1529378	1916104	12/20/2018	270	458.92	
1529360	1916064	12/20/2018	270	430.36	
1529374	1916062	12/20/2018	270	405.77	
1529433	1916155	12/20/2018	270	317.00	
1529247	1916008	12/20/2018	270	300.00	
1529265	1916014	12/20/2018	270	300.00	
1529425	1916147	12/20/2018	270	260.88	
1529426	1916148	12/20/2018	270	260.25	
1529257	1916010	12/20/2018	270	245.00	
1529281	1916022	12/20/2018	270	170.00	
1529421	1916143	12/20/2018	270	128.59	
1529259	1916011	12/20/2018	270	76.00	
1529261	1916012	12/20/2018	270	76.00	
1529424	1916146	12/20/2018	270	72.31	
1529416	1916139	12/20/2018	270	56.28	
1529385	1916110	12/20/2018	270	50.00	
1529263	1916013	12/20/2018	270	48.00	
1529423	1916145	12/20/2018	270	20.97	
1529267	1916015	12/20/2018	270	12.75	
1529427	1916149	12/20/2018	270	5.22	
1529428	1916150	12/20/2018	270	4.94	
1529429	1916151	12/20/2018	270	4.73	
1529358	1916063	12/20/2018	270	1.00	
1527999	CD ACH Bank Trans	12/20/2018	270		1,995,000.00

Run Date: 1/2/2019
 Run Time: 8:52:21AM

Demand Account Activity

Start Date: 7/1/2018 End Date: 12/31/2018

Page: 198
 User: 0

Jnl. Entry	Ref #	Trx. Date	Ledger	Debit Amount	Credit Amount
1528015	VARIOUS CHARGE	12/20/2018	270		16,090.24
1529315	DFA EFT REV 12/20	12/20/2018	270		16,090.24
1529355	DSMV ETICKET RE	12/20/2018	270		978.34
1529264	192701201	12/20/2018	270		49,098,389.00
1529266	192701202	12/20/2018	270		4,318,198.14
1529269	192701203	12/20/2018	270		54,109,750.00
1529277	192701205	12/20/2018	270		1,750.00
1529413	192701209	12/20/2018	270		1,000,000.00
1529436	CORR ENTRY 12/20	12/20/2018	270		7,947,057.73
1529938	193981204	12/21/2018	270	134,853,156.31	
1529712	192701207 AIRS TA	12/21/2018	270	101,217,190.92	
1529795	194701201	12/21/2018	270	68,954,766.66	
1529800	193001206	12/21/2018	270	21,000,000.00	
1529817	1916189	12/21/2018	270	18,059,688.49	
1529820	1916192	12/21/2018	270	11,881,567.23	
1529822	1916194	12/21/2018	270	4,917,498.81	
1529926	1916289	12/21/2018	270	1,133,677.88	
1529880	1916244	12/21/2018	270	396,325.78	
1529452	1916241	12/21/2018	270	279,630.00	
1529949	1916307	12/21/2018	270	273,320.00	
1529819	1916191	12/21/2018	270	146,541.00	
1529879	1916243	12/21/2018	270	110,859.49	
1529813	1916185	12/21/2018	270	99,354.96	
1529878	1916242	12/21/2018	270	92,390.00	
1529718	192701208 AIRS TA	12/21/2018	270	85,082.98	
1529812	1916184	12/21/2018	270	64,096.42	
1529870	1916234	12/21/2018	270	61,913.96	
1529876	1916240	12/21/2018	270	60,484.12	
1529881	1916245	12/21/2018	270	55,814.49	
1529886	1916248	12/21/2018	270	54,522.65	
1529871	1916235	12/21/2018	270	40,760.00	
1529808	1916180	12/21/2018	270	39,548.61	
1529720	192701210 AIRS DE	12/21/2018	270	24,603.95	
1529890	1916250	12/21/2018	270	23,950.00	
1529826	1916198	12/21/2018	270	22,864.30	
1529821	1916193	12/21/2018	270	21,541.85	
1529816	1916188	12/21/2018	270	21,394.60	
1529814	1916186	12/21/2018	270	20,887.85	
1529872	1916236	12/21/2018	270	17,603.00	
1529832	193981201	12/21/2018	270	17,513.75	
1529815	1916187	12/21/2018	270	14,800.81	
1529931	1916291	12/21/2018	270	12,004.17	
1529823	1916195	12/21/2018	270	9,705.39	
1529809	1916181	12/21/2018	270	9,644.06	
1529928	1916290	12/21/2018	270	8,510.89	
1529810	1916182	12/21/2018	270	7,093.47	
1529827	1916199	12/21/2018	270	6,560.00	
1529882	1916246	12/21/2018	270	6,385.75	
1529936	1916295	12/21/2018	270	3,604.54	
1529875	1916239	12/21/2018	270	3,377.08	
1529883	1916247	12/21/2018	270	3,175.50	
1529830	1916202	12/21/2018	270	2,985.00	
1529844	1916215	12/21/2018	270	2,715.00	
1529888	1916249	12/21/2018	270	2,530.50	
1529828	1916200	12/21/2018	270	2,413.00	
1529807	1916179	12/21/2018	270	2,072.84	

Run Date: 1/2/2019
 Run Time: 8:52:21AM

Demand Account Activity

Start Date: 7/1/2018 End Date: 12/31/2018

Page: 199
 User: 0

Jnl. Entry	Ref #	Trx. Date	Ledger	Debit Amount	Credit Amount
1529873	1916237	12/21/2018	270	1,885.86	
1529833	1916204	12/21/2018	270	1,260.00	
1529843	1916214	12/21/2018	270	1,260.00	
1529874	1916238	12/21/2018	270	1,224.77	
1529818	1916190	12/21/2018	270	1,182.30	
1529841	1916212	12/21/2018	270	750.00	
1529892	1916251	12/21/2018	270	641.25	
1529932	1916292	12/21/2018	270	629.49	
1529825	1916197	12/21/2018	270	561.41	
1529831	1916203	12/21/2018	270	540.00	
1529893	1916252	12/21/2018	270	500.00	
1529719	192701209 AIRS DE	12/21/2018	270	376.14	
1529837	1916208	12/21/2018	270	362.00	
1529824	1916196	12/21/2018	270	296.13	
1529829	1916201	12/21/2018	270	190.00	
1529933	1916293	12/21/2018	270	93.12	
1529840	1916211	12/21/2018	270	90.00	
1529842	1916213	12/21/2018	270	90.00	
1529935	1916294	12/21/2018	270	74.76	
1529811	1916183	12/21/2018	270	55.26	
1529838	1916209	12/21/2018	270	50.00	
1529834	1916205	12/21/2018	270	38.00	
1529835	1916206	12/21/2018	270	38.00	
1529836	1916207	12/21/2018	270	24.00	
1529839	1916210	12/21/2018	270	4.25	
1529801	DFA EFT REV 12/21	12/21/2018	270		136,100.46
1529721	192701201	12/21/2018	270		18,059,688.49
1529723	192701202	12/21/2018	270		6,700,243.12
1529740	192701203	12/21/2018	270		50,000,000.00
1529796	192701204	12/21/2018	270		288,694,536.68
1529845	192701205	12/21/2018	270		17,513.75
1529977	192701201AIRS EF	12/26/2018	270	84,036,254.43	
1530003	192701209	12/26/2018	270	38,725,090.53	
1529991	192701207	12/26/2018	270	36,500,000.00	
1530083	192701230	12/26/2018	270	2,000,000.00	
1530092	1916395	12/26/2018	270	1,694,538.33	
1530089	1916390	12/26/2018	270	1,202,505.45	
1529970	CD ACH Bank Trans	12/26/2018	270	300,000.00	
1530017	1916367	12/26/2018	270	194,563.84	
1530071	1916391	12/26/2018	270	189,763.55	
1530000	192701211	12/26/2018	270	171,749.23	
1530087	1916392	12/26/2018	270	152,353.43	
1530091	1916394	12/26/2018	270	134,930.73	
1530090	1916393	12/26/2018	270	128,588.70	
1530095	1916396	12/26/2018	270	120,743.16	
1530055	1916401	12/26/2018	270	88,610.00	
1530010	1916343	12/26/2018	270	62,586.52	
1530061	1916402	12/26/2018	270	49,683.86	
1530004	1916337	12/26/2018	270	49,365.74	
1530050	1916399	12/26/2018	270	46,686.85	
1530015	1916366	12/26/2018	270	36,694.18	
1529981	192701203IRPCC A	12/26/2018	270	34,284.20	
1530029	1916345	12/26/2018	270	33,614.43	
1530021	1916370	12/26/2018	270	28,944.18	
1530094	1916410	12/26/2018	270	25,690.00	
1530062	1916389	12/26/2018	270	24,280.36	

Run Date: 1/2/2019
Run Time: 8:52:21AM

Demand Account Activity

Start Date: 7/1/2018 End Date: 12/31/2018

Page: 200
User: 0

Jnl. Entry	Ref #	Trx. Date	Ledger	Debit Amount	Credit Amount
1530052	1916400	12/26/2018	270	21,744.02	
1530099	1916409	12/26/2018	270	21,188.90	
1530060	1916388	12/26/2018	270	20,625.62	
1529979	192701202CC AIRS	12/26/2018	270	15,858.57	
1530009	1916342	12/26/2018	270	13,907.59	
1530011	1916344	12/26/2018	270	9,664.56	
1530058	1916387	12/26/2018	270	9,493.04	
1530008	1916341	12/26/2018	270	8,756.48	
1530005	1916338	12/26/2018	270	8,027.14	
1530064	1916403	12/26/2018	270	5,798.34	
1530006	1916339	12/26/2018	270	4,612.69	
1530098	1916408	12/26/2018	270	4,250.00	
1529995	1916332	12/26/2018	270	4,085.00	
1530002	1916336	12/26/2018	270	3,515.75	
1530096	1916407	12/26/2018	270	3,146.30	
1530047	1916355	12/26/2018	270	2,560.00	
1530079	1916357	12/26/2018	270	2,340.00	
1530049	1916383	12/26/2018	270	2,223.29	
1530051	1916384	12/26/2018	270	2,216.00	
1530067	1916405	12/26/2018	270	1,956.58	
1530054	1916385	12/26/2018	270	1,584.35	
1529983	192701204	12/26/2018	270	1,517.95	
1529999	1916334	12/26/2018	270	1,505.00	
1530012	192701220	12/26/2018	270	1,458.33	
1530014	1916365	12/26/2018	270	1,340.82	
1530041	1916380	12/26/2018	270	1,268.04	
1530039	1916351	12/26/2018	270	970.00	
1530007	1916340	12/26/2018	270	950.73	
1530048	1916382	12/26/2018	270	927.01	
1530065	1916404	12/26/2018	270	872.56	
1530044	1916353	12/26/2018	270	768.00	
1530031	1916378	12/26/2018	270	759.66	
1530030	1916377	12/26/2018	270	556.00	
1530038	1916379	12/26/2018	270	510.00	
1530027	1916375	12/26/2018	270	475.00	
1530046	1916354	12/26/2018	270	470.00	
1530088	1916363	12/26/2018	270	355.00	
1530028	1916376	12/26/2018	270	332.90	
1530013	1916364	12/26/2018	270	331.00	
1530068	1916406	12/26/2018	270	311.83	
1530086	1916362	12/26/2018	270	262.00	
1529997	1916333	12/26/2018	270	250.00	
1530024	1916373	12/26/2018	270	245.00	
1530078	1916356	12/26/2018	270	200.00	
1530043	1916352	12/26/2018	270	120.00	
1530025	1916374	12/26/2018	270	115.00	
1530032	1916346	12/26/2018	270	90.00	
1530084	1916360	12/26/2018	270	70.00	
1530040	1916350	12/26/2018	270	50.00	
1530085	1916361	12/26/2018	270	35.00	
1530057	1916386	12/26/2018	270	33.68	
1530036	1916348	12/26/2018	270	30.40	
1530037	1916349	12/26/2018	270	30.40	
1530109	1916371	12/26/2018	270	20.00	
1530034	1916347	12/26/2018	270	19.20	
1530388	Warrant Adj w/ BAM	12/26/2018	270	12.60	

Run Date: 1/2/2019
 Run Time: 8:52:21AM

Demand Account Activity

Start Date: 7/1/2018 End Date: 12/31/2018

Page: 201
 User: 0

Jnl. Entry	Ref #	Trx. Date	Ledger	Debit Amount	Credit Amount
1530022	1916372	12/26/2018	270	5.00	
1530018	1916368	12/26/2018	270	4.00	
1530020	1916369	12/26/2018	270	4.00	
1530001	1916335	12/26/2018	270	1.00	
1530081	1916358	12/26/2018	270	1.00	
1530082	1916359	12/26/2018	270	1.00	
1530042	1916381	12/26/2018	270	1.00	
1529969	CD ACH Bank Trans	12/26/2018	270		3,407,000.00
1529973	8008169	12/26/2018	270		14,655.95
1529985	192701205	12/26/2018	270		3,314,001.48
1529988	192701206	12/26/2018	270		8,144,711.21
1529994	192701208	12/26/2018	270		20,000,000.00
1530016	192701221	12/26/2018	270		1,458.33
1530045	192701209	12/26/2018	270		13,117,608.02
1530077	192701225	12/26/2018	270		119,000,000.00
1530080	192701226	12/26/2018	270		2,475.55
1530774	19381203	12/27/2018	270	205,597,262.77	
1530705	1916475	12/27/2018	270	52,989,381.48	
1530731	192701207 AIRS TA	12/27/2018	270	52,510,279.82	
1530688	1916461	12/27/2018	270	14,512,967.64	
1530641	CD ACH Bank Trans	12/27/2018	270	7,308,090.01	
1530704	1916474	12/27/2018	270	3,813,390.55	
1530780	192301201	12/27/2018	270	1,000,000.00	
1530686	1916459	12/27/2018	270	750,000.00	
1530798	1916539	12/27/2018	270	603,562.00	
1530687	1916460	12/27/2018	270	419,348.00	
1530715	1916481	12/27/2018	270	248,757.82	
1530714	1916480	12/27/2018	270	214,885.75	
1530700	1916471	12/27/2018	270	186,711.43	
1530713	1916479	12/27/2018	270	173,881.39	
1530789	1916532	12/27/2018	270	160,000.00	
1530680	1916456	12/27/2018	270	135,899.21	
1530699	1916470	12/27/2018	270	125,000.00	
1530712	1916478	12/27/2018	270	105,447.27	
1530682	1916457	12/27/2018	270	102,024.00	
1530710	1916477	12/27/2018	270	92,369.31	
1530716	1916482	12/27/2018	270	82,481.47	
1530779	1916525	12/27/2018	270	76,507.68	
1530799	1916540	12/27/2018	270	59,286.49	
1530797	1916538	12/27/2018	270	53,978.11	
1530739	192701210 AIRS DC	12/27/2018	270	51,158.49	
1530702	1916473	12/27/2018	270	50,474.21	
1530775	193981204	12/27/2018	270	48,672.22	
1530684	1916458	12/27/2018	270	42,353.77	
1530734	192701208 AIRS TA	12/27/2018	270	39,551.01	
1530709	1916476	12/27/2018	270	34,790.64	
1530782	1916526	12/27/2018	270	32,630.29	
1530720	1916486	12/27/2018	270	19,882.02	
1530689	1916462	12/27/2018	270	13,123.82	
1530792	1916535	12/27/2018	270	12,165.00	
1530790	1916533	12/27/2018	270	9,855.68	
1530718	1916484	12/27/2018	270	8,981.99	
1530783	1916527	12/27/2018	270	7,860.36	
1530800	1916544	12/27/2018	270	5,094.25	
1530679	1916455	12/27/2018	270	4,704.54	
1530717	1916483	12/27/2018	270	4,216.89	

Run Date: 1/2/2019
 Run Time: 8:52:21AM

Demand Account Activity

Page: 202
 User: 0

Start Date: 7/1/2018 End Date: 12/31/2018

Jnl. Entry	Ref #	Trx. Date	Ledger	Debit Amount	Credit Amount
1530662	1916438	12/27/2018	270	4,050.00	
1530738	192701209 AIRS DE	12/27/2018	270	2,846.19	
1530793	1916536	12/27/2018	270	2,520.00	
1530664	1916440	12/27/2018	270	2,115.00	
1530672	1916448	12/27/2018	270	2,059.00	
1530660	1916436	12/27/2018	270	1,678.00	
1530674	1916450	12/27/2018	270	1,675.00	
1530719	1916485	12/27/2018	270	1,565.39	
1530676	1916452	12/27/2018	270	1,391.98	
1530796	1916537	12/27/2018	270	1,360.00	
1530785	1916528	12/27/2018	270	1,351.25	
1530668	1916444	12/27/2018	270	800.00	
1530658	1916434	12/27/2018	270	720.00	
1530661	1916437	12/27/2018	270	640.00	
1530701	1916472	12/27/2018	270	526.08	
1530788	1916531	12/27/2018	270	510.00	
1530791	1916534	12/27/2018	270	450.00	
1530678	1916454	12/27/2018	270	371.59	
1530663	1916439	12/27/2018	270	360.00	
1530670	1916446	12/27/2018	270	318.00	
1530673	1916449	12/27/2018	270	290.00	
1530786	1916529	12/27/2018	270	277.50	
1530671	1916447	12/27/2018	270	170.00	
1530659	1916435	12/27/2018	270	140.00	
1530675	1916451	12/27/2018	270	122.50	
1530787	1916530	12/27/2018	270	110.00	
1530751	1916503	12/27/2018	270	100.00	
1530677	1916453	12/27/2018	270	58.80	
1530669	1916445	12/27/2018	270	50.00	
1530655	1916431	12/27/2018	270	45.60	
1530656	1916432	12/27/2018	270	45.60	
1530657	1916433	12/27/2018	270	28.80	
1530666	1916442	12/27/2018	270	22.80	
1530667	1916443	12/27/2018	270	22.80	
1530665	1916441	12/27/2018	270	14.40	
1530640	CD ACH Bank Trans	12/27/2018	270		46,595,000.00
1530693	DFA EFT REV 12/27	12/27/2018	270		45,955.08
1530695	E TIC REV ACCT 12	12/27/2018	270		20.00
1530741	192701201	12/27/2018	270		5,219,217.36
1530745	192701202	12/27/2018	270		14,512,967.64
1530753	192701203	12/27/2018	270		48,672.22
1530772	192701204	12/27/2018	270		84,000,000.00
1530784	192701205	12/27/2018	270		189,356,230.13
1530802	192701206	12/27/2018	270		2,000,000.00
1531169	193981204	12/28/2018	270	387,327,193.98	
1531138	192701207 AIRS TA	12/28/2018	270	57,981,445.29	
1530830	CD ACH Bank Trans	12/28/2018	270	8,127,706.00	
1531183	1916665	12/28/2018	270	4,511,935.01	
1531201	1916672	12/28/2018	270	1,508,553.44	
1531197	1916670	12/28/2018	270	1,299,779.67	
1531237	193001206	12/28/2018	270	1,000,000.00	
1531220	1916682	12/28/2018	270	297,240.17	
1531199	1916671	12/28/2018	270	262,875.51	
1530841	1916580	12/28/2018	270	230,567.00	
1531120	1916613	12/28/2018	270	226,101.00	
1531192	1916667	12/28/2018	270	219,490.73	

Run Date: 1/2/2019
 Run Time: 8:52:21AM

Demand Account Activity

Page: 203
 User: 0

Start Date: 7/1/2018 End Date: 12/31/2018

Jnl. Entry	Ref #	Trx. Date	Ledger	Debit Amount	Credit Amount
1531214	1916691	12/28/2018	270	217,719.60	
1531229	1916692	12/28/2018	270	208,150.00	
1531188	1916666	12/28/2018	270	201,144.28	
1531209	1916676	12/28/2018	270	173,078.16	
1530840	1916579	12/28/2018	270	158,940.00	
1531123	1916615	12/28/2018	270	123,723.15	
1531207	1916675	12/28/2018	270	116,345.46	
1531203	1916674	12/28/2018	270	103,933.19	
1531124	1916616	12/28/2018	270	95,739.04	
1530839	1916578	12/28/2018	270	88,324.20	
1531210	193981206	12/28/2018	270	84,366.27	
1530836	1916576	12/28/2018	270	74,137.55	
1531140	192701209 AIRS DE	12/28/2018	270	59,151.10	
1531190	1916650	12/28/2018	270	58,675.36	
1531173	1916673	12/28/2018	270	53,149.27	
1531233	1916700	12/28/2018	270	37,977.53	
1530834	1916575	12/28/2018	270	31,925.05	
1531181	1916664	12/28/2018	270	31,142.15	
1531216	1916678	12/28/2018	270	28,412.18	
1531208	193981205	12/28/2018	270	20,545.91	
1531198	1916654	12/28/2018	270	20,388.79	
1530838	1916577	12/28/2018	270	15,638.80	
1531191	1916651	12/28/2018	270	12,640.00	
1531117	1916612	12/28/2018	270	12,020.00	
1531215	1916677	12/28/2018	270	10,630.20	
1531196	1916653	12/28/2018	270	10,345.00	
1531139	192701208 AIRS TA	12/28/2018	270	10,151.22	
1531176	1916660	12/28/2018	270	9,320.00	
1531177	1916661	12/28/2018	270	9,090.00	
1531230	1916693	12/28/2018	270	8,473.00	
1531221	1916683	12/28/2018	270	6,916.62	
1530808	1916551	12/28/2018	270	5,270.00	
1530807	1916550	12/28/2018	270	4,940.00	
1531180	1916663	12/28/2018	270	4,790.00	
1531105	1916603	12/28/2018	270	4,576.00	
1531232	1916698	12/28/2018	270	4,065.00	
1531125	1916617	12/28/2018	270	3,894.55	
1531103	1916601	12/28/2018	270	3,570.00	
1531204	1916699	12/28/2018	270	2,839.77	
1531235	1916701	12/28/2018	270	2,782.22	
1531146	192701201	12/28/2018	270	2,370.90	
1531231	1916694	12/28/2018	270	2,367.75	
1531107	1916605	12/28/2018	270	2,125.75	
1531175	1916659	12/28/2018	270	2,041.60	
1531195	1916669	12/28/2018	270	1,570.88	
1530804	1916547	12/28/2018	270	1,522.50	
1530814	1916557	12/28/2018	270	1,475.00	
1531236	1916696	12/28/2018	270	1,427.50	
1530831	1916572	12/28/2018	270	1,265.00	
1531109	1916607	12/28/2018	270	1,260.00	
1531194	1916652	12/28/2018	270	1,020.00	
1530805	1916548	12/28/2018	270	920.00	
1531193	1916668	12/28/2018	270	820.19	
1531122	1916614	12/28/2018	270	819.92	
1531119	1916657	12/28/2018	270	723.00	
1531222	1916684	12/28/2018	270	700.11	

Run Date: 1/2/2019
 Run Time: 8:52:21AM

Demand Account Activity

Start Date: 7/1/2018 End Date: 12/31/2018

Page: 204
 User: 0

Jnl. Entry	Ref #	Trx. Date	Ledger	Debit Amount	Credit Amount
1531200	1916655	12/28/2018	270	693.97	
1530813	1916556	12/28/2018	270	650.00	
1531104	1916602	12/28/2018	270	630.00	
1531126	1916618	12/28/2018	270	612.00	
1531238	1916702	12/28/2018	270	483.91	
1530832	1916573	12/28/2018	270	389.01	
1531106	1916604	12/28/2018	270	380.00	
1530819	1916562	12/28/2018	270	358.00	
1530810	1916553	12/28/2018	270	350.00	
1531218	1916680	12/28/2018	270	349.00	
1530820	1916563	12/28/2018	270	348.00	
1530811	1916554	12/28/2018	270	325.00	
1530803	1916546	12/28/2018	270	300.00	
1530833	1916574	12/28/2018	270	298.54	
1530806	1916549	12/28/2018	270	294.00	
1530821	1916564	12/28/2018	270	275.00	
1530822	1916565	12/28/2018	270	268.25	
1531174	1916658	12/28/2018	270	251.29	
1530795	1916545	12/28/2018	270	250.00	
1530823	1916566	12/28/2018	270	246.00	
1531114	1916611	12/28/2018	270	240.00	
1530824	1916567	12/28/2018	270	230.00	
1530825	1916568	12/28/2018	270	214.00	
1531217	1916679	12/28/2018	270	211.00	
1530826	1916569	12/28/2018	270	207.96	
1531108	1916606	12/28/2018	270	195.00	
1530827	1916570	12/28/2018	270	188.00	
1531202	1916656	12/28/2018	270	156.00	
1530828	1916571	12/28/2018	270	150.00	
1531234	1916695	12/28/2018	270	150.00	
1530816	1916559	12/28/2018	270	130.00	
1530817	1916560	12/28/2018	270	100.00	
1531206	1916697	12/28/2018	270	95.00	
1531228	1916690	12/28/2018	270	80.00	
1530818	1916561	12/28/2018	270	70.00	
1531110	1916608	12/28/2018	270	68.40	
1531111	1916609	12/28/2018	270	68.40	
1530809	1916552	12/28/2018	270	55.00	
1531112	1916610	12/28/2018	270	43.20	
1531223	1916685	12/28/2018	270	24.86	
1530812	1916555	12/28/2018	270	20.00	
1531179	1916662	12/28/2018	270	12.08	
1530815	1916558	12/28/2018	270	8.00	
1531219	1916681	12/28/2018	270	8.00	
1530829	CD ACH Bank Trans	12/28/2018	270		29,669,000.00
1531118	DFA EFT REV 12/28	12/28/2018	270		43,921.96
1531142	192701202	12/28/2018	270		4,300,293.99
1531145	192701203	12/28/2018	270		104,750,895.50
1531155	192701204	12/28/2018	270		20,545.91
1531211	192701205	12/28/2018	270		326,000,000.00
1531350	1916786	12/31/2018	270	11,523,864.02	
1531456	192701207EFT AIRS	12/31/2018	270	9,881,976.69	
1531452	192701220	12/31/2018	270	8,000,000.00	
1531407	192701203	12/31/2018	270	7,050,750.00	
1531409	192701205	12/31/2018	270	6,000,000.00	
1531303	CD ACH Bank Trans	12/31/2018	270	5,000,000.00	

Run Date: 1/2/2019
Run Time: 8:52:21AM

Demand Account Activity

Start Date: 7/1/2018 End Date: 12/31/2018

Page: 205
User: 0

Jnl. Entry	Ref #	Trx. Date	Ledger	Debit Amount	Credit Amount
1531401	1916758	12/31/2018	270	730,604.57	
1531486	192701209IRPCC A	12/31/2018	270	459,285.48	
1531451	LEDGER CORR FR	12/31/2018	270	435,530.64	
1531386	1916752	12/31/2018	270	375,944.94	
1531378	1916749	12/31/2018	270	353,827.89	
1531335	1916759	12/31/2018	270	330,327.56	
1531365	1916765	12/31/2018	270	157,101.82	
1531372	1916747	12/31/2018	270	144,481.14	
1531361	1916746	12/31/2018	270	85,274.88	
1531388	1916753	12/31/2018	270	80,395.89	
1531357	1916744	12/31/2018	270	73,317.51	
1531377	1916769	12/31/2018	270	62,310.69	
1531374	1916748	12/31/2018	270	40,212.37	
1531364	1916764	12/31/2018	270	39,155.93	
1531333	1916782	12/31/2018	270	36,642.00	
1531382	1916751	12/31/2018	270	26,920.11	
1531356	1916787	12/31/2018	270	23,850.00	
1531375	1916768	12/31/2018	270	20,880.00	
1531353	1916763	12/31/2018	270	20,783.34	
1531423	192701211	12/31/2018	270	18,651.34	
1531371	1916778	12/31/2018	270	17,204.24	
1531360	1916788	12/31/2018	270	13,191.06	
1531363	1916789	12/31/2018	270	12,930.00	
1531358	1916775	12/31/2018	270	11,621.29	
1531390	1916754	12/31/2018	270	10,729.23	
1531428	192701213	12/31/2018	270	10,550.22	
1531400	1916800	12/31/2018	270	10,440.00	
1531344	1916784	12/31/2018	270	10,186.75	
1531346	1916761	12/31/2018	270	9,204.41	
1531352	1916742	12/31/2018	270	8,728.00	
1531341	1916783	12/31/2018	270	6,975.47	
1531354	1916774	12/31/2018	270	6,360.86	
1531362	1916776	12/31/2018	270	6,300.00	
1531366	19167777	12/31/2018	270	6,300.00	
1531426	1916813	12/31/2018	270	5,943.87	
1531379	1916770	12/31/2018	270	5,780.06	
1531393	1916755	12/31/2018	270	5,504.04	
1531310	1916771	12/31/2018	270	5,469.65	
1531380	1916750	12/31/2018	270	4,871.71	
1531397	1916756	12/31/2018	270	3,784.36	
1531348	1916785	12/31/2018	270	3,107.73	
1531399	1916757	12/31/2018	270	3,049.89	
1531355	1916743	12/31/2018	270	2,350.70	
1531340	1916772	12/31/2018	270	1,988.64	
1531464	192701208IFTA AIR	12/31/2018	270	1,980.97	
1531395	1916781	12/31/2018	270	1,952.62	
1531373	1916792	12/31/2018	270	1,651.00	
1531351	1916762	12/31/2018	270	1,576.79	
1531347	1916773	12/31/2018	270	1,532.87	
1531367	1916790	12/31/2018	270	1,380.00	
1531396	1916799	12/31/2018	270	1,205.39	
1531343	1916760	12/31/2018	270	886.15	
1531391	1916780	12/31/2018	270	759.67	
1531368	1916766	12/31/2018	270	482.88	
1531384	1916794	12/31/2018	270	260.00	
1531370	1916791	12/31/2018	270	240.00	

Run Date: 1/2/2019
 Run Time: 8:52:21AM

Demand Account Activity

Start Date: 7/1/2018 End Date: 12/31/2018

Page: 206
 User: 0

Jnl. Entry	Ref #	Trx. Date	Ledger	Debit Amount	Credit Amount
1531392	1916798	12/31/2018	270	180.00	
1531349	1916741	12/31/2018	270	132.16	
1531383	1916793	12/31/2018	270	130.00	
1531359	1916745	12/31/2018	270	28.67	
1531385	1916795	12/31/2018	270	22.80	
1531387	1916796	12/31/2018	270	22.80	
1531389	1916797	12/31/2018	270	14.40	
1531369	1916767	12/31/2018	270	10.49	
1531302	CD ACH Bank Trans	12/31/2018	270		10,213,000.00
1531408	192701204	12/31/2018	270		11,131,485.99
1531411	192701206	12/31/2018	270		8,342,370.20
1531413	192701207	12/31/2018	270		11,523,864.02
1531427	192701212	12/31/2018	270		18,651.34
1531462	192701207	12/31/2018	270		8,000,000.00
Totals for:					
270 - Bank Of America		Count:	10,373	21,889,804,019.20	21,887,698,846.18

Run Date: 1/2/2019
Run Time: 8:52:21AM

Demand Account Activity

Start Date: 7/1/2018 End Date: 12/31/2018

Page: 207
User: 0

<u>Jnl. Entry</u>	<u>Ref #</u>	<u>Trx. Date</u>	<u>Ledger</u>	<u>Debit Amount</u>	<u>Credit Amount</u>	
<u>271 - Bank Of America Escrow Swa-Saf</u>						
1502116	Back Out Journal Er	10/10/2018	271	22,889.40		
1502112	EFT REV 10/10/18	10/10/2018	271		22,889.40	
Totals for: 271 - Bank Of America Escrow Swa-Saf				Count: 2	22,889.40	22,889.40

Run Date: 1/2/2019
 Run Time: 8:52:21AM

Demand Account Activity

Start Date: 7/1/2018 End Date: 12/31/2018

Page: 208
 User: 0

Jnl. Entry	Ref #	Trx. Date	Ledger	Debit Amount	Credit Amount	
<u>280 - Centennial Bank</u>						
1463864	192800701	7/5/2018	280		150,000,000.00	
1466250	1900597	7/11/2018	280	139,281.08		
1478120	1903518	8/9/2018	280	147,445.31		
1491264	1906771	9/14/2018	280	106,662.49		
1493957	192700912	9/21/2018	280	150,000,000.00		
1494053	192700901	9/21/2018	280	5,000,000.00		
1494635	192800901	9/24/2018	280		5,000,000.00	
1502186	1909401	10/10/2018	280	212,696.86		
1509075	192701003	10/26/2018	280		150,000,000.00	
1514902	1912446	11/13/2018	280	400,608.88		
1525581	1915257	12/12/2018	280	115,171.26		
1529740	192701203	12/21/2018	280	50,000,000.00		
Totals for:			280 - Centennial Bank	Count: 12	206,121,865.88	305,000,000.00

Run Date: 1/2/2019
 Run Time: 8:52:21AM

Demand Account Activity

Start Date: 7/1/2018 End Date: 12/31/2018

Page: 209
 User: 0

Jnl. Entry	Ref #	Trx. Date	Ledger	Debit Amount	Credit Amount
300 - Simmons Pine Bluff					
1463001	193000702	7/3/2018	300	5,829,757.40	
1463487	193000708 AIRS D€	7/3/2018	300	5,237,863.92	
1463018	193000704	7/3/2018	300	62,938.37	
1463483	193000707 AIRS TA	7/3/2018	300	38,943.30	
1463491	193000709 AIRS D€	7/3/2018	300	5,961.37	
1463479	193000705	7/3/2018	300	5,830.83	
1462994	193000701	7/3/2018	300	3,899.75	
1463494	193000710 AIRS D€	7/3/2018	300	2,843.40	
1463480	193000706	7/3/2018	300	343.06	
1463481	193000707	7/3/2018	300	74.02	
1463482	193000708	7/3/2018	300	39.89	
1463007	1936000703	7/3/2018	300		94,078.45
1463516	193000715	7/3/2018	300		189.89
1463858	193000710 AIRS D€	7/5/2018	300	3,198,687.91	
1463861	193000711 AIRS D€	7/5/2018	300	2,079,110.99	
1463856	193000709 AIRS TA	7/5/2018	300	1,954,627.21	
1463841	193000702	7/5/2018	300	140,396.62	
1463855	193000708 AIRS TA	7/5/2018	300	30,079.17	
1463854	193000707 AIRS TA	7/5/2018	300	5,679.30	
1463862	193000712 AIRS D€	7/5/2018	300	5,275.00	
1463840	193000701	7/5/2018	300	330.00	
1463842	193000703	7/5/2018	300		13,407.50
1463843	193000704	7/5/2018	300		18,000,000.00
1464837	193000709 AIRS TA	7/6/2018	300	3,236,887.82	
1464838	193000710 AIRS D€	7/6/2018	300	3,083,700.26	
1464829	193000702	7/6/2018	300	1,673,934.68	
1464841	193000713 AIRS D€	7/6/2018	300	488,779.59	
1464832	193000705	7/6/2018	300	28,513.67	
1464839	193000711 AIRS D€	7/6/2018	300	24,989.89	
1464836	193000708 AIRS TA	7/6/2018	300	23,081.52	
1464835	193000707 AIRS TA	7/6/2018	300	19,489.80	
1464840	193000712 AIRS D€	7/6/2018	300	8,224.95	
1464842	193000714 AIRS D€	7/6/2018	300	1,056.50	
1464828	193000701	7/6/2018	300	75.00	
1464831	193000704	7/6/2018	300	14.85	
1464833	193000706	7/6/2018	300		10,000,000.00
1464830	193000703	7/6/2018	300		9,851.00
1464994	193000702	7/9/2018	300	4,908,712.14	
1465001	193000711 AIRS D€	7/9/2018	300	2,617,279.75	
1464999	193000709 AIRS TA	7/9/2018	300	1,553,498.20	
1465004	193000714 AIRS D€	7/9/2018	300	49,648.47	
1464997	193000707 AIRS TA	7/9/2018	300	12,427.80	
1464998	193000708 AIRS TA	7/9/2018	300	9,868.24	
1464993	193000701	7/9/2018	300	9,291.55	
1465002	193000712 AIRS D€	7/9/2018	300	1,876.97	
1465003	193000713 AIRS D€	7/9/2018	300	652.37	
1465005	193000715 AIRS D€	7/9/2018	300	123.00	
1465000	193000710 AIRS TA	7/9/2018	300	31.00	
1465011	193000703	7/9/2018	300		1,217.00
1465854	192700701	7/10/2018	300	7,000,000.00	
1465740	193000703	7/10/2018	300	4,742,793.16	
1465743	193000709 AIRS TA	7/10/2018	300	3,370,376.42	
1465744	193000710 AIRS D€	7/10/2018	300	2,738,968.42	
1465746	193000712 AIRS D€	7/10/2018	300	32,461.70	
1465741	193000707 AIRS TA	7/10/2018	300	10,929.60	

Run Date: 1/2/2019
 Run Time: 8:52:21AM

Demand Account Activity

Start Date: 7/1/2018 End Date: 12/31/2018

Page: 210
 User: 0

Jnl. Entry	Ref #	Trx. Date	Ledger	Debit Amount	Credit Amount
1465742	193000708 AIRS TA	7/10/2018	300	10,143.95	
1465745	193000711 AIRS DE	7/10/2018	300	6,820.42	
1465738	193000701	7/10/2018	300	1,236.50	
1465739	193000702	7/10/2018	300	265.00	
1465752	193000704	7/10/2018	300		6,330.83
1465755	193000705	7/10/2018	300		20,000,000.00
1465908	193000702	7/11/2018	300	4,360,112.11	
1465913	193000709 AIRS DE	7/11/2018	300	2,380,329.24	
1465912	193000708 AIRS TA	7/11/2018	300	1,656,066.60	
1466251	1900598	7/11/2018	300	76,029.81	
1465915	193000711 AIRS DE	7/11/2018	300	9,632.84	
1465910	193000707 AIRS TA	7/11/2018	300	5,823.50	
1465914	193000710 AIRS DE	7/11/2018	300	4,300.00	
1465916	193000712 AIRS DE	7/11/2018	300	3,252.76	
1465907	193000701	7/11/2018	300	2,556.45	
1466321	193000701	7/11/2018	300	149.10	
1465922	193000703	7/11/2018	300		2,979.00
1466295	193000705	7/11/2018	300		27,500,000.00
1466318	193000707	7/11/2018	300		1,000,000.00
1466776	192700702	7/12/2018	300	10,000,000.00	
1466361	193000703	7/12/2018	300	4,285,281.43	
1466364	193000708 AIRS TA	7/12/2018	300	3,288,194.27	
1466365	193000709 AIRS DE	7/12/2018	300	2,942,614.48	
1466367	193000711 AIRS DE	7/12/2018	300	41,651.80	
1466366	193000710 AIRS DE	7/12/2018	300	9,331.18	
1466363	193000707 AIRS TA	7/12/2018	300	7,794.60	
1466360	193000702	7/12/2018	300	3,433.44	
1466335	193000701	7/12/2018	300	2,556.45	
1466381	193000705	7/12/2018	300	407.32	
1466377	193000704	7/12/2018	300		3,410.00
1466781	Back Out Journal Er	7/12/2018	300		2,556.45
1467175	193000710 AIRS DE	7/13/2018	300	1,791,982.12	
1467168	193000709 AIRS TA	7/13/2018	300	1,562,217.01	
1467147	193000702	7/13/2018	300	943,405.92	
1467162	193000708 AIRS TA	7/13/2018	300	8,899.30	
1467182	193000712 AIRS DE	7/13/2018	300	5,181.51	
1467156	193000707 AIRS TA	7/13/2018	300	4,577.10	
1467146	193000701	7/13/2018	300	1,571.47	
1467179	193000711 AIRS DE	7/13/2018	300	25.00	
1467239	193000701	7/13/2018	300		14,000,000.00
1467190	193000703	7/13/2018	300		1,603.29
1467906	18270025	7/16/2018	300	15,000,000.00	
1467842	193000020	7/16/2018	300	3,869,581.35	
1467851	193000706SRO AIR	7/16/2018	300	2,174,242.88	
1467850	193000705CHECK2	7/16/2018	300	2,005,338.09	
1467848	193000703SRO AIR	7/16/2018	300	6,365.70	
1467849	193000704CASH OI	7/16/2018	300	5,836.86	
1467836	193000010	7/16/2018	300	3,887.30	
1467854	193000709CHECK2	7/16/2018	300	1,932.22	
1467853	193000708CASH OI	7/16/2018	300	917.91	
1467852	193000707OTHER /	7/16/2018	300	125.00	
1467822	1927005	7/16/2018	300		14,000,000.00
1468357	193000702	7/17/2018	300	7,098,832.15	
1468242	193000706SRO AIR	7/17/2018	300	2,312,759.78	
1468241	193000705CHECK2	7/17/2018	300	2,114,355.25	
1468248	193000707OTHER /	7/17/2018	300	15,825.91	

Run Date: 1/2/2019
 Run Time: 8:52:21AM

Demand Account Activity

Start Date: 7/1/2018 End Date: 12/31/2018

Page: 211
 User: 0

Jnl. Entry	Ref #	Trx. Date	Ledger	Debit Amount	Credit Amount
1467918	193000703SROAIR!	7/17/2018	300	9,498.40	
1468260	193000708CASH OI	7/17/2018	300	7,584.50	
1468240	193000704CASH OI	7/17/2018	300	7,227.32	
1468262	193000709CHECK2	7/17/2018	300	1,939.16	
1468348	193000701	7/17/2018	300	1,595.96	
1468263	193000710FOREIGI	7/17/2018	300	12.00	
1468244	192700715	7/17/2018	300		15,000,000.00
1468268	182700711	7/17/2018	300		4,121.16
1469037	193000703	7/18/2018	300	6,109,155.50	
1469040	193000706Check 21	7/18/2018	300	3,443,957.19	
1469041	193000707SRO AIR	7/18/2018	300	2,315,610.94	
1469038	193000704SRO AIR	7/18/2018	300	19,644.90	
1469049	193000709CASH OI	7/18/2018	300	16,415.57	
1469035	193000701	7/18/2018	300	4,631.64	
1469039	193000705CASH OI	7/18/2018	300	1,803.00	
1469036	193000702	7/18/2018	300	44.00	
1469048	193000708OTHER /	7/18/2018	300	25.00	
1469004	192700701	7/18/2018	300		15,000,000.00
1469099	182700716	7/18/2018	300		1,747.55
1470243	193000705CHECK2	7/19/2018	300	7,935,462.36	
1470259	193000702	7/19/2018	300	3,589,028.48	
1470244	193000707SRO AIR	7/19/2018	300	3,103,160.50	
1470248	193000709CHECK2	7/19/2018	300	108,253.36	
1470245	193000708OTHER /	7/19/2018	300	43,113.37	
1470241	193000703SRO AIR	7/19/2018	300	7,880.40	
1470242	193000704CASH OI	7/19/2018	300	4,195.44	
1470394	Correct Journal Entr	7/19/2018	300	3,928.55	
1470246	193000709CASH OI	7/19/2018	300	2,937.54	
1470258	193000701	7/19/2018	300	2,928.55	
1470288	1901423	7/19/2018	300	2,266.51	
1470251	193000710FOREIGI	7/19/2018	300	49.00	
1470290	182700710	7/19/2018	300		16,000,000.00
1470393	Back Out Journal Er	7/19/2018	300		2,928.55
1470809	193000703	7/20/2018	300	21,588,045.61	
1470814	193000709 AIRS TA	7/20/2018	300	2,539,323.06	
1470815	193000710 AIRS D€	7/20/2018	300	2,180,506.48	
1470819	193000712 AIRS D€	7/20/2018	300	26,597.13	
1470812	193000707 AIRS TA	7/20/2018	300	19,456.80	
1470813	193000708 AIRS TA	7/20/2018	300	11,269.08	
1470818	193000711 AIRS D€	7/20/2018	300	6,731.32	
1470961	Correct Journal Entr	7/20/2018	300	1,497.55	
1470803	193000701	7/20/2018	300	1,497.35	
1470808	193000702	7/20/2018	300	25.00	
1470821	193000713 AIRS D€	7/20/2018	300	8.80	
1470827	193000705	7/20/2018	300		24,000,000.00
1470810	193000704	7/20/2018	300		2,208.00
1470940	Back Out Journal Er	7/20/2018	300		1,497.35
1471253	193000702	7/23/2018	300	4,667,346.14	
1471262	193000709 AIRS TA	7/23/2018	300	3,106,398.42	
1471264	193000710 AIRS D€	7/23/2018	300	2,091,215.71	
1471267	193000712 AIRS D€	7/23/2018	300	23,432.87	
1471259	193000707 AIRS TA	7/23/2018	300	11,299.20	
1471261	193000708 AIRS TA	7/23/2018	300	10,912.09	
1471252	193000701	7/23/2018	300	7,569.80	
1471266	193000711 AIRS D€	7/23/2018	300	4,209.87	
1471265	193000711 AIRS D€	7/23/2018	300	50.00	

Run Date: 1/2/2019
 Run Time: 8:52:21AM

Demand Account Activity

Start Date: 7/1/2018 End Date: 12/31/2018

Page: 212
 User: 0

Jnl. Entry	Ref #	Trx. Date	Ledger	Debit Amount	Credit Amount
1471274	193000703	7/23/2018	300		5,758.34
1471276	193000704	7/23/2018	300		55,000,000.00
1471744	193000702	7/24/2018	300	47,912,952.14	
1471749	193000709 AIRS TA	7/24/2018	300	5,439,580.84	
1471750	193000710 AIRS DE	7/24/2018	300	2,402,543.22	
1471751	193000711 AIRS DE	7/24/2018	300	49,802.07	
1471858	193000715	7/24/2018	300	49,648.92	
1471753	193000713 AIRS DE	7/24/2018	300	13,551.49	
1471855	193000706	7/24/2018	300	5,830.83	
1471747	193000707 AIRS TA	7/24/2018	300	4,930.20	
1471748	193000708 AIRS TA	7/24/2018	300	4,454.48	
1471752	193000712 AIRS DE	7/24/2018	300	3,916.30	
1471743	193000701	7/24/2018	300	1,175.53	
1471846	193000705	7/24/2018	300	39.89	
1471754	193000714 AIRS DE	7/24/2018	300	24.00	
1471759	1930007003	7/24/2018	300		9,657.28
1471760	193000705	7/24/2018	300		10,000,000.00
1472152	193000709 AIRS TA	7/25/2018	300	3,572,970.66	
1472153	193000710 AIRS DE	7/25/2018	300	2,387,574.65	
1472146	193000703	7/25/2018	300	1,524,310.89	
1472156	193000713 AIRS DE	7/25/2018	300	67,084.97	
1472150	193000707 AIRS TA	7/25/2018	300	13,068.00	
1472151	193000708 AIRS TA	7/25/2018	300	5,604.31	
1472154	193000711 AIRS DE	7/25/2018	300	2,321.91	
1472144	193000701	7/25/2018	300	2,032.27	
1472155	193000712 AIRS DE	7/25/2018	300	1,600.49	
1472145	193000702	7/25/2018	300	76.00	
1472157	193000714 AIRS DE	7/25/2018	300	60.00	
1472163	193000704	7/25/2018	300		10,903.26
1472226	193000706	7/25/2018	300		17,000,000.00
1472605	193000709 AIRS TA	7/26/2018	300	8,994,526.20	
1472596	193000702	7/26/2018	300	4,620,927.73	
1472607	193000710 AIRS DE	7/26/2018	300	2,710,244.18	
1472609	193000711 AIRS DE	7/26/2018	300	996,635.16	
1472611	193000713 AIRS DE	7/26/2018	300	118,231.57	
1472603	193000708 AIRS TA	7/26/2018	300	13,998.66	
1472602	193000707 AIRS TA	7/26/2018	300	9,723.80	
1472610	193000712 AIRS DE	7/26/2018	300	2,794.78	
1472595	193000701	7/26/2018	300	1,866.20	
1472597	193000703	7/26/2018	300		489.92
1473238	193000709 AIRS TA	7/27/2018	300	3,443,573.94	
1473217	193000703	7/27/2018	300	3,428,198.95	
1473239	193000710 AIRS DE	7/27/2018	300	2,208,533.56	
1473240	193000711 AIRS DE	7/27/2018	300	180,975.91	
1473237	193000708 AIRS TA	7/27/2018	300	23,656.51	
1473236	193000707 AIRS TA	7/27/2018	300	9,741.60	
1473255	Correct Journal Entr	7/27/2018	300	8,315.29	
1473214	193000701	7/27/2018	300	2,514.50	
1473241	193000712 AIRS DE	7/27/2018	300	1,659.13	
1473242	193000713 AIRS DE	7/27/2018	300	1,659.13	
1473216	193000702	7/27/2018	300	210.41	
1473243	193000714 AIRS DE	7/27/2018	300	12.60	
1473219	193000704	7/27/2018	300		4,118.07
1473220	193000705	7/27/2018	300		9,000,000.00
1473249	Back Out Journal Er	7/27/2018	300		1,659.13
1473582	193000701	7/30/2018	300	7,193,963.18	

Run Date: 1/2/2019
 Run Time: 8:52:21AM

Demand Account Activity

Start Date: 7/1/2018 End Date: 12/31/2018

Page: 213
 User: 0

Jnl. Entry	Ref #	Trx. Date	Ledger	Debit Amount	Credit Amount
1473594	193000710 AIRS D€	7/30/2018	300	2,011,259.72	
1473592	193000709 AIRS TA	7/30/2018	300	1,127,708.64	
1473580	193000701	7/30/2018	300	6,613.19	
1473600	193000713 AIRS D€	7/30/2018	300	5,886.27	
1473589	193000707 AIRS TA	7/30/2018	300	3,709.20	
1473591	193000708 AIRS TA	7/30/2018	300	3,503.35	
1473599	193000712 AIRS D€	7/30/2018	300	3,125.76	
1473597	193000711 AIRS D€	7/30/2018	300	80.78	
1473551	193000705	7/30/2018	300	30.00	
1473606	193000703	7/30/2018	300		15,000,000.00
1473622	193000704	7/30/2018	300		1,254.00
1473914	193000709 AIRS TA	7/31/2018	300	3,647,011.24	
1473911	193000702	7/31/2018	300	3,242,974.18	
1473915	193000710 AIRS D€	7/31/2018	300	2,291,574.50	
1473918	193000713 AIRS D€	7/31/2018	300	48,989.81	
1473913	193000708 AIRS TA	7/31/2018	300	22,618.65	
1473912	193000707 AIRS TA	7/31/2018	300	8,893.50	
1473917	193000712 AIRS D€	7/31/2018	300	6,740.84	
1473923	191200701	7/31/2018	300	2,896.01	
1473910	193000701	7/31/2018	300	974.44	
1473916	193000711 AIRS D€	7/31/2018	300	50.00	
1473931	193000703	7/31/2018	300		28,000,000.00
1473934	193000704	7/31/2018	300		1,656.44
1474613	192700803	8/1/2018	300	20,000,000.00	
1474127	193000802	8/1/2018	300	4,442,046.94	
1474126	193000801	8/1/2018	300	3,002.10	
1474709	193000803	8/1/2018	300		19,625.00
1474821	193000810 AIRS D€	8/2/2018	300	6,420,928.10	
1475987	192700801	8/2/2018	300	6,000,000.00	
1474822	193000811 AIRS D€	8/2/2018	300	2,369,246.96	
1474819	193000802	8/2/2018	300	2,040,704.70	
1474820	193000807 AIRS TA	8/2/2018	300	18,511.00	
1474823	193000812 AIRS D€	8/2/2018	300	2,141.23	
1474818	193000801	8/2/2018	300	810.18	
1475992	193000805	8/2/2018	300	463.87	
1475888	193000803	8/2/2018	300		10,000,000.00
1474831	193000803	8/2/2018	300		6,992.50
1475991	Back Out Journal Er	8/2/2018	300		463.87
1476358	Back Out Journal Er	8/3/2018	300	15,000,000.00	
1476230	193000802	8/3/2018	300	3,024,200.84	
1476243	193000810 AIRS D€	8/3/2018	300	2,003,950.71	
1476240	193000809 AIRS TA	8/3/2018	300	1,071,769.67	
1476254	193000813 AIRS D€	8/3/2018	300	27,730.79	
1476237	193000808 AIRS TA	8/3/2018	300	11,662.61	
1476234	193000807 AIRS TA	8/3/2018	300	7,675.80	
1476229	193000801	8/3/2018	300	5,179.05	
1476247	193000811 AIRS D€	8/3/2018	300	2,800.00	
1476313	1902903	8/3/2018	300	1,014.39	
1476231	193000803	8/3/2018	300	463.87	
1476232	193000804	8/3/2018	300	50.00	
1476387	193000812CASH OI	8/3/2018	300	2.79	
1476262	193000801	8/3/2018	300		4,720.48
1476368	192700806	8/3/2018	300		13,000,000.00
1476364	Correct Journal Entr	8/3/2018	300		4,000,000.00
1476233	183000805	8/3/2018	300		15,000,000.00
1476397	193000802	8/6/2018	300	15,304,645.21	

Run Date: 1/2/2019
 Run Time: 8:52:21AM

Demand Account Activity

Start Date: 7/1/2018 End Date: 12/31/2018

Page: 214
 User: 0

Jnl. Entry	Ref #	Trx. Date	Ledger	Debit Amount	Credit Amount
1476624	193000810 AIRS D€	8/6/2018	300	2,156,350.46	
1476621	193000809 AIRS TA	8/6/2018	300	1,786,359.27	
1476639	193000813 AIRS D€	8/6/2018	300	130,876.45	
1476635	193000812 AIRS D€	8/6/2018	300	14,258.43	
1476395	193000801	8/6/2018	300	11,458.48	
1476585	193000807 AIRS TA	8/6/2018	300	8,490.90	
1476595	193000808 AIRS TA	8/6/2018	300	3,591.58	
1476644	193000814 AIRS D€	8/6/2018	300	2,948.41	
1476630	193000811 AIRS D€	8/6/2018	300	1,950.00	
1476671	192700802	8/6/2018	300		26,000,000.00
1476684	193000811	8/6/2018	300		30,137.93
1477174	183000803	8/7/2018	300	13,736,364.84	
1477088	193000807SRO AIR	8/7/2018	300	2,422,079.13	
1477082	193000806CHECK ;	8/7/2018	300	1,967,998.40	
1477091	193000810CHECK2	8/7/2018	300	38,682.94	
1477110	192700808IRPCC A	8/7/2018	300	18,229.31	
1477081	193000805 CASH C	8/7/2018	300	6,189.85	
1477080	193000804SRO AIR	8/7/2018	300	4,926.90	
1477117	193000801	8/7/2018	300	1,690.68	
1477090	193000809CASH OI	8/7/2018	300	1,571.28	
1477172	193000802	8/7/2018	300	54.00	
1477089	193000808OTHER /	8/7/2018	300	50.00	
1477092	193000811FOREIGI	8/7/2018	300	12.60	
1477206	193000812	8/7/2018	300		1,440.67
1477077	192700804	8/7/2018	300		19,000,000.00
1477180	Back Out Journal Er	8/7/2018	300		18,229.31
1477514	183000802	8/8/2018	300	9,049,183.89	
1477518	193000807SRO AIR	8/8/2018	300	2,581,570.77	
1477517	193000806CHECK2	8/8/2018	300	2,052,640.92	
1477520	193000808OTHER /	8/8/2018	300	42,845.74	
1477523	193000810CHECK ;	8/8/2018	300	9,526.04	
1477515	193000804SRO AIR	8/8/2018	300	7,012.50	
1477522	193000809CASH OI	8/8/2018	300	5,957.51	
1477516	193000805CASH OI	8/8/2018	300	2,715.95	
1477513	193000801	8/8/2018	300	1,974.75	
1477525	192700802	8/8/2018	300		12,000,000.00
1477973	193000805CHECK2	8/9/2018	300	3,177,036.39	
1477976	193000806SROAIR!	8/9/2018	300	2,907,201.06	
1477968	193000802	8/9/2018	300	1,804,680.04	
1478117	192700820	8/9/2018	300	1,000,000.00	
1478110	1903517	8/9/2018	300	571,447.67	
1477969	193000803SRO AIR	8/9/2018	300	10,930.26	
1477982	193000808CHECK2	8/9/2018	300	7,145.03	
1477971	193000804CASH OI	8/9/2018	300	7,109.64	
1477980	193000807CASH OI	8/9/2018	300	3,679.72	
1477967	193000801	8/9/2018	300	3,234.16	
1477985	193000809FOREIGI	8/9/2018	300	139.36	
1477991	193000810	8/9/2018	300		1,699.36
1478409	193000806	8/10/2018	300	9,000,000.00	
1478465	193000810 AIRS D€	8/10/2018	300	2,128,028.73	
1478443	193000802	8/10/2018	300	1,268,150.65	
1478464	193000809 AIRS TA	8/10/2018	300	1,065,505.31	
1478469	193000812 AIRS D€	8/10/2018	300	62,137.58	
1478463	193000808 AIRS TA	8/10/2018	300	8,744.62	
1478462	193000807 AIRS TA	8/10/2018	300	8,688.90	
1478528	Correct Journal Entr	8/10/2018	300	1,494.90	

Run Date: 1/2/2019
 Run Time: 8:52:21AM

Demand Account Activity

Start Date: 7/1/2018 End Date: 12/31/2018

Page: 215
 User: 0

Jnl. Entry	Ref #	Trx. Date	Ledger	Debit Amount	Credit Amount
1478438	193000801	8/10/2018	300	1,494.90	
1478467	193000811 AIRS DE	8/10/2018	300	860.60	
1478471	193000813 AIRS DE	8/10/2018	300	60.90	
1478448	192700804	8/10/2018	300		14,000,000.00
1478444	193000802	8/10/2018	300		4,259.81
1478435	Back Out Journal Er	8/10/2018	300		1,494.90
1478986	193000806	8/13/2018	300	7,000,000.00	
1478889	193000802	8/13/2018	300	5,220,294.41	
1478898	193000810 AIRS DE	8/13/2018	300	2,027,312.88	
1478897	193000809 AIRS TA	8/13/2018	300	1,584,571.86	
1478907	192700809 AIRS DE	8/13/2018	300	239,221.31	
1478899	193000811 AIRS DE	8/13/2018	300	17,862.13	
1478896	193000808 AIRS TA	8/13/2018	300	9,697.91	
1478895	193000807 AIRS TA	8/13/2018	300	8,764.80	
1478888	193000801	8/13/2018	300	5,547.63	
1478902	193000813 AIRS DE	8/13/2018	300	4,181.82	
1478901	193000812 AIRS DE	8/13/2018	300	3,789.42	
1478910	193000804	8/13/2018	300		18,000,000.00
1478890	193000803	8/13/2018	300		4,371.25
1479012	Back Out Journal Er	8/13/2018	300		239,221.31
1479329	193000802	8/14/2018	300	2,492,113.98	
1479343	193000810 AIRS DE	8/14/2018	300	2,194,839.40	
1479341	193000809 AIRS TA	8/14/2018	300	1,760,564.96	
1479345	193000812 AIRS DE	8/14/2018	300	21,222.26	
1479347	193000813 AIRS DE	8/14/2018	300	8,636.96	
1479338	193000807 AIRS TA	8/14/2018	300	8,243.40	
1479340	193000808 AIRS TA	8/14/2018	300	6,417.71	
1479328	193000801	8/14/2018	300	1,296.47	
1479344	193000811 AIRS DE	8/14/2018	300	200.00	
1479348	193000814 AIRS DE	8/14/2018	300	12.60	
1479330	193000803	8/14/2018	300		14,000,000.00
1479331	193000804	8/14/2018	300		11,150.00
1479931	192300802	8/15/2018	300	10,000,000.00	
1479810	193000802	8/15/2018	300	2,423,209.20	
1479823	193000810 AIRS DE	8/15/2018	300	2,239,438.05	
1479822	193000809 AIRS TA	8/15/2018	300	1,743,331.60	
1479821	193000808 AIRS TA	8/15/2018	300	19,529.39	
1479820	193000807 AIRS TA	8/15/2018	300	17,859.60	
1479826	193000813 AIRS DE	8/15/2018	300	6,441.13	
1479825	193000812 AIRS DE	8/15/2018	300	4,264.89	
1479809	193000801	8/15/2018	300	2,582.94	
1479827	193000814 AIRS DE	8/15/2018	300	116.60	
1479824	193000811 AIRS DE	8/15/2018	300	50.00	
1479812	193000804	8/15/2018	300		6,292.49
1479811	193000803	8/15/2018	300		6,000,000.00
1481131	193000809 AIRS TA	8/16/2018	300	5,328,397.37	
1481115	193000802	8/16/2018	300	3,166,862.71	
1481133	193000810 AIRS DE	8/16/2018	300	2,862,292.46	
1481137	193000813 AIRS DE	8/16/2018	300	21,353.28	
1481127	193000807 AIRS TA	8/16/2018	300	8,348.34	
1481130	193000808 AIRS TA	8/16/2018	300	6,759.97	
1481114	193000801	8/16/2018	300	3,991.30	
1481135	193000812 AIRS DE	8/16/2018	300	1,258.07	
1481134	193000811 AIRS DE	8/16/2018	300	150.00	
1481144	193000804	8/16/2018	300		1,572.44
1481116	193000803	8/16/2018	300		22,000,000.00

Run Date: 1/2/2019
 Run Time: 8:52:21AM

Demand Account Activity

Start Date: 7/1/2018 End Date: 12/31/2018

Page: 216
 User: 0

Jnl. Entry	Ref #	Trx. Date	Ledger	Debit Amount	Credit Amount
1481523	193000810 AIRS D€	8/17/2018	300	2,169,732.71	
1481524	193000811 AIRS D€	8/17/2018	300	2,169,732.71	
1481522	193000809 AIRS TA	8/17/2018	300	1,766,496.98	
1481514	193000802	8/17/2018	300	1,669,085.16	
1481526	193000813 AIRS D€	8/17/2018	300	19,297.65	
1481591	Correct Journal Entr	8/17/2018	300	10,403.94	
1481525	193000812 AIRS D€	8/17/2018	300	7,798.23	
1481520	193000807 AIRS TA	8/17/2018	300	6,355.80	
1481521	193000808 AIRS TA	8/17/2018	300	3,982.56	
1481513	193000801	8/17/2018	300	3,692.35	
1481527	193000814 AIRS D€	8/17/2018	300	37.80	
1481532	193000804	8/17/2018	300	3.00	
1481540	193000805	8/17/2018	300		2,791.98
1481590	Back Out Journal Er	8/17/2018	300		2,169,732.71
1482045	193000809 AIRS TA	8/20/2018	300	2,758,643.35	
1482040	193000802	8/20/2018	300	2,406,905.35	
1482046	193000810 AIRS D€	8/20/2018	300	1,925,053.46	
1482049	193000813 AIRS D€	8/20/2018	300	23,729.06	
1482047	193000811 AIRS D€	8/20/2018	300	20,389.25	
1482042	193000807 AIRS TA	8/20/2018	300	8,035.50	
1482044	193000808 AIRS TA	8/20/2018	300	6,326.41	
1482182	Correct Journal Entr	8/20/2018	300	5,414.83	
1482048	193000812 AIRS D€	8/20/2018	300	5,141.83	
1482039	193000801	8/20/2018	300	3,035.00	
1482054	193000803	8/20/2018	300		459.15
1482055	193000804	8/20/2018	300		9,000,000.00
1482164	Back Out Journal Er	8/20/2018	300		5,141.83
1482590	193000815	8/21/2018	300	9,000,000.00	
1482487	193000809 AIRS TA	8/21/2018	300	3,927,871.77	
1482488	193000810 AIRS D€	8/21/2018	300	1,929,902.66	
1482484	193000803	8/21/2018	300	1,467,876.39	
1482492	193000813 AIRS D€	8/21/2018	300	75,187.46	
1482491	193000812 AIRS D€	8/21/2018	300	9,289.65	
1482485	193000807 AIRS TA	8/21/2018	300	5,718.90	
1482486	193000808 AIRS TA	8/21/2018	300	2,058.37	
1482482	193000801	8/21/2018	300	1,988.40	
1482490	193000811 AIRS D€	8/21/2018	300	1,925.00	
1482493	193000814 AIRS D€	8/21/2018	300	212.60	
1482483	193000802	8/21/2018	300	10.00	
1482507	193000805	8/21/2018	300		11,000,000.00
1482505	193000804	8/21/2018	300		10,611.15
1482994	193000802	8/22/2018	300	4,687,795.00	
1483114	192700808	8/22/2018	300	4,000,000.00	
1482997	193000809 AIRS TA	8/22/2018	300	3,105,082.93	
1482998	193000810 AIRS D€	8/22/2018	300	2,536,132.50	
1482995	193000807 AIRS TA	8/22/2018	300	10,246.50	
1482996	193000808 AIRS TA	8/22/2018	300	5,683.13	
1483001	193000813 AIRS D€	8/22/2018	300	5,442.98	
1482993	193000801	8/22/2018	300	1,896.68	
1483000	193000812 AIRS D€	8/22/2018	300	1,590.50	
1482999	193000811 AIRS D€	8/22/2018	300	500.00	
1483002	193000814 AIRS D€	8/22/2018	300	200.00	
1483011	193000803	8/22/2018	300		19,000,000.00
1483012	193000804	8/22/2018	300		78.00
1483402	193000809 AIRS TA	8/23/2018	300	7,487,108.86	
1483512	192700806	8/23/2018	300	7,000,000.00	

Run Date: 1/2/2019
 Run Time: 8:52:21AM

Demand Account Activity

Start Date: 7/1/2018 End Date: 12/31/2018

Page: 217
 User: 0

Jnl. Entry	Ref #	Trx. Date	Ledger	Debit Amount	Credit Amount
1483534	192300803	8/23/2018	300	7,000,000.00	
1483404	193000810 AIRS D€	8/23/2018	300	2,848,072.23	
1483397	193000803	8/23/2018	300	1,808,906.94	
1483408	193000813 AIRS D€	8/23/2018	300	29,284.20	
1483398	193000807 AIRS TA	8/23/2018	300	9,174.00	
1483395	193000801	8/23/2018	300	3,615.00	
1483407	193000812 AIRS D€	8/23/2018	300	2,358.36	
1483400	193000808 AIRS TA	8/23/2018	300	827.01	
1483409	193000814 AIRS D€	8/23/2018	300	77.60	
1483405	193000811 AIRS D€	8/23/2018	300	75.00	
1483396	193000802	8/23/2018	300	20.00	
1483416	193000804	8/23/2018	300		16,000,000.00
1483422	193000805	8/23/2018	300		2,273.56
1483825	193000809 AIRS TA	8/24/2018	300	5,118,999.82	
1483827	193000811 AIRS D	8/24/2018	300	2,500,922.71	
1483820	193000803	8/24/2018	300	2,443,541.90	
1483830	193000814 AIRS D€	8/24/2018	300	26,846.03	
1483823	193000808 AIRS TA	8/24/2018	300	14,365.95	
1483822	193000807 AIRS TA	8/24/2018	300	8,031.10	
1483818	193000801	8/24/2018	300	4,770.65	
1483828	193000812 AIRS D€	8/24/2018	300	1,075.00	
1483829	193000813 AIRS D€	8/24/2018	300	812.54	
1483831	193000815 AIRS D€	8/24/2018	300	67.20	
1483819	193000802	8/24/2018	300	44.00	
1483826	193000810 AIRS TA	8/24/2018	300	29.23	
1483840	193000804	8/24/2018	300		3,150.96
1483845	193000805	8/24/2018	300		24,000,000.00
1483952	193000807	8/24/2018	300		1,000,000.00
1484262	193000806CHECK2	8/27/2018	300	4,564,455.87	
1484256	193000803	8/27/2018	300	2,721,552.18	
1484263	193000807SROAIR'	8/27/2018	300	2,013,456.53	
1484261	193000805CASH OI	8/27/2018	300	22,669.49	
1484264	193000811OTHER /	8/27/2018	300	12,569.40	
1484257	193000804DFA SRC	8/27/2018	300	7,900.20	
1484284	193000809CHECK ;	8/27/2018	300	5,808.71	
1484267	193000808CASH OI	8/27/2018	300	5,080.32	
1484254	193000801	8/27/2018	300	2,332.95	
1484291	193000810FOREIGI	8/27/2018	300	112.60	
1484255	192700802	8/27/2018	300	65.00	
1484292	193000811	8/27/2018	300		1,016.18
1484248	182700807	8/27/2018	300		9,000,000.00
1484386	192700825	8/27/2018	300		1,000,000.00
1484689	193000802	8/28/2018	300	8,214,983.41	
1484672	192700826	8/28/2018	300	6,000,000.00	
1484694	193000807SRO AIR	8/28/2018	300	2,463,694.24	
1484693	193000806CHECK2	8/28/2018	300	2,432,049.34	
1484695	193000810OTHER /	8/28/2018	300	1,008,932.64	
1484697	193000809CHECK2	8/28/2018	300	38,914.20	
1484692	193000805CASHOF	8/28/2018	300	10,349.28	
1484691	193000804SROAIR'	8/28/2018	300	8,106.50	
1484688	193000801	8/28/2018	300	2,164.50	
1484696	193000808CASH OI	8/28/2018	300	1,058.26	
1484668	192700801	8/28/2018	300		13,000,000.00
1484704	193000810	8/28/2018	300		50.00
1485265	1930008020	8/29/2018	300	3,550,524.76	
1485274	193000807SRO AIR	8/29/2018	300	2,398,757.15	

Run Date: 1/2/2019
 Run Time: 8:52:21AM

Demand Account Activity

Start Date: 7/1/2018 End Date: 12/31/2018

Page: 218
 User: 0

Jnl. Entry	Ref #	Trx. Date	Ledger	Debit Amount	Credit Amount
1485273	193000806CHECK2	8/29/2018	300	1,468,687.06	
1485271	193000804SRO AIR	8/29/2018	300	14,199.90	
1485275	193000808OTHER /	8/29/2018	300	12,067.00	
1485260	193000801	8/29/2018	300	5,298.00	
1485277	193000810CHECK2	8/29/2018	300	4,064.55	
1485276	193000809CASH OI	8/29/2018	300	3,746.67	
1485262	193000803	8/29/2018	300	1,852.80	
1485272	193000805CASH OI	8/29/2018	300	1,702.15	
1485278	193000811FOREIGI	8/29/2018	300	200.00	
1485261	193000802	8/29/2018	300	54.60	
1485263	192700810	8/29/2018	300		13,000,000.00
1485264	193000811	8/29/2018	300		6,257.41
1486529	193000827	8/30/2018	300	10,000,000.00	
1486514	192700804EFT AIRS	8/30/2018	300	6,109,606.41	
1486428	192700826	8/30/2018	300	4,000,000.00	
1486534	Correct Journal Entr	8/30/2018	300	3,000,000.00	
1486507	193000807SRO AIR	8/30/2018	300	2,792,949.71	
1486505	193000806CHECK2	8/30/2018	300	1,686,541.62	
1486467	193000803	8/30/2018	300	1,228,254.51	
1486508	193000808OTHER /	8/30/2018	300	28,661.87	
1486513	193000810CHECK2	8/30/2018	300	8,577.42	
1486468	193000804SRO AIR	8/30/2018	300	7,997.00	
1486512	193000809CASH OI	8/30/2018	300	6,354.43	
1486447	193000801	8/30/2018	300	5,568.25	
1486504	193000805CASHOF	8/30/2018	300	2,698.74	
1486389	1905550	8/30/2018	300	79.26	
1486465	193000802	8/30/2018	300	10.00	
1486533	Back Out Journal Er	8/30/2018	300		4,000,000.00
1486521	Back Out Journal Er	8/30/2018	300		6,109,606.41
1486443	193000811	8/30/2018	300		25,791.54
1486442	192700813	8/30/2018	300		6,000,000.00
1486956	Back Out Journal Er	8/31/2018	300	30,000,000.00	
1486973	Back Out Journal Er	8/31/2018	300	21,000,000.00	
1486831	1930008063CHECK	8/31/2018	300	2,728,919.09	
1486828	193000802	8/31/2018	300	2,474,731.26	
1486832	193000807SRO AIR	8/31/2018	300	2,191,743.73	
1486834	1930008069CHECK	8/31/2018	300	53,646.68	
1486830	193000805CASH OI	8/31/2018	300	9,795.87	
1486833	193000808CASH OI	8/31/2018	300	6,146.60	
1486829	193000804SRO AIR	8/31/2018	300	3,870.90	
1486825	193000801	8/31/2018	300	1,492.00	
1486981	192700817	8/31/2018	300	50.00	
1486822	192700802	8/31/2018	300		21,000,000.00
1486968	Correct Journal Entr	8/31/2018	300		34,000,000.00
1486840	193000810	8/31/2018	300		4,174.00
1486892	192700818	8/31/2018	300		30,000,000.00
1487318	193000906	9/4/2018	300	14,000,000.00	
1487255	193000903	9/4/2018	300	1,567,961.06	
1487093	193000901	9/4/2018	300	4,408.00	
1487253	193000902	9/4/2018	300	88.00	
1487256	193000904	9/4/2018	300	50.00	
1487257	193000905	9/4/2018	300		8,369.75
1487578	193000908 AIRS D€	9/5/2018	300	4,696,660.79	
1487566	193000902	9/5/2018	300	3,080,104.17	
1487577	193000907 AIRS TA	9/5/2018	300	19,943.50	
1487579	193000909 AIRS D€	9/5/2018	300	14,529.90	

Run Date: 1/2/2019
 Run Time: 8:52:21AM

Demand Account Activity

Start Date: 7/1/2018 End Date: 12/31/2018

Page: 219
 User: 0

Jnl. Entry	Ref #	Trx. Date	Ledger	Debit Amount	Credit Amount
1487559	193000901	9/5/2018	300	2,671.13	
1487580	193000910 AIRS D€	9/5/2018	300	861.03	
1487568	193000903	9/5/2018	300		10,000,000.00
1488075	193000906	9/6/2018	300	11,000,000.00	
1487971	193000911 AIRS D€	9/6/2018	300	2,788,262.72	
1487728	193000902	9/6/2018	300	2,774,492.67	
1487970	193000909 AIRS TA	9/6/2018	300	1,891,390.91	
1487972	193000911 AIRS D€	9/6/2018	300	1,801,426.73	
1487939	193000907 AIRS TA	9/6/2018	300	15,529.80	
1487719	193000901	9/6/2018	300	8,079.00	
1487969	193000908 AIRS TA	9/6/2018	300	6,105.21	
1487973	193000912 AIRS D€	9/6/2018	300	443.12	
1487975	193000913 AIRS D€	9/6/2018	300	241.61	
1488106	Correct Journal Entr	9/6/2018	300	50.00	
1488102	Back Out Journal Er	9/6/2018	300	50.00	
1487729	193000901	9/6/2018	300		9,000,000.00
1488087	193000901	9/6/2018	300		50.00
1488107	Back Out Journal Er	9/6/2018	300		50.00
1487979	193000904	9/6/2018	300		3,564.50
1488561	193000901	9/7/2018	300	12,000,000.00	
1488441	193000909 AIRS TA	9/7/2018	300	4,547,986.19	
1488442	193000910 AIRS D€	9/7/2018	300	3,021,060.97	
1488415	193000902	9/7/2018	300	739,883.83	
1488446	193000913 AIRS D€	9/7/2018	300	59,034.80	
1488444	193000911 AIRS D€	9/7/2018	300	36,087.19	
1488439	193000907 AIRS TA	9/7/2018	300	24,123.00	
1488445	193000912 AIRS D€	9/7/2018	300	19,108.25	
1488440	193000908 AIRS TA	9/7/2018	300	4,743.69	
1488414	193000901	9/7/2018	300	4,587.63	
1488447	193000914 AIRS D€	9/7/2018	300	951.46	
1488416	193000903	9/7/2018	300		21,500,000.00
1488417	193000904	9/7/2018	300		1,634.02
1488634	193000902	9/10/2018	300	6,664,508.46	
1488640	193000810 AIRS D€	9/10/2018	300	2,616,366.88	
1488639	193000809 AIRS TA	9/10/2018	300	2,396,278.71	
1488667	192700905	9/10/2018	300	2,000,000.00	
1488643	193000813 AIRS D€	9/10/2018	300	21,275.77	
1488638	193000808 AIRS TA	9/10/2018	300	12,133.72	
1488641	193000811 AIRS D€	9/10/2018	300	9,127.21	
1488637	193000807 AIRS TA	9/10/2018	300	8,533.80	
1488633	193000901	9/10/2018	300	7,358.41	
1488642	193000812 AIRS D€	9/10/2018	300	1,468.62	
1488664	193000904	9/10/2018	300		10,088.69
1488663	193000903	9/10/2018	300		10,000,000.00
1489017	193000809 AIRS TA	9/11/2018	300	3,198,090.90	
1489014	193000902	9/11/2018	300	2,513,170.71	
1489019	193000811 AIRS D€	9/11/2018	300	2,184,695.63	
1489453	192700906	9/11/2018	300	2,000,000.00	
1489022	193000914 AIRS D€	9/11/2018	300	7,913.60	
1489016	193000808 AIRS TA	9/11/2018	300	6,469.12	
1489015	193000807 AIRS TA	9/11/2018	300	5,425.20	
1489021	193000913 AIRS D€	9/11/2018	300	5,158.86	
1489013	193000901	9/11/2018	300	3,398.50	
1489018	193000810 AIRS TA	9/11/2018	300	1,299.73	
1489020	193000812 AIRS D€	9/11/2018	300	300.00	
1489027	193000903	9/11/2018	300		22,000,000.00

Run Date: 1/2/2019
 Run Time: 8:52:21AM

Demand Account Activity

Start Date: 7/1/2018 End Date: 12/31/2018

Page: 220
 User: 0

Jnl. Entry	Ref #	Trx. Date	Ledger	Debit Amount	Credit Amount
1489028	193000904	9/11/2018	300		1,824.00
1489740	193000909 AIRS TA	9/12/2018	300	5,013,723.63	
1489742	193000910 AIRS D€	9/12/2018	300	2,715,136.79	
1489732	193000903	9/12/2018	300	2,402,755.68	
1489441	192700906	9/12/2018	300	2,000,000.00	
1489776	192300905	9/12/2018	300	1,000,000.00	
1489751	193000913 AIRS D€	9/12/2018	300	22,499.60	
1489744	193000911 AIRS D€	9/12/2018	300	17,243.59	
1489738	193000908 AIRS TA	9/12/2018	300	9,347.36	
1489734	193000907 AIRS TA	9/12/2018	300	6,316.80	
1489727	193000901	9/12/2018	300	3,383.22	
1489748	193000912 AIRS D€	9/12/2018	300	2,844.82	
1489731	193000902	9/12/2018	300	2,635.49	
1489756	193000904	9/12/2018	300		637.11
1489757	193000905	9/12/2018	300		12,000,000.00
1489924	193000905	9/13/2018	300	11,939,102.00	
1489909	193000909 AIRS TA	9/13/2018	300	8,783,310.63	
1490011	192700907	9/13/2018	300	8,000,000.00	
1489905	193000902	9/13/2018	300	3,422,692.26	
1489910	193000910 AIRS D€	9/13/2018	300	2,690,956.25	
1489913	193000913 AIRS D€	9/13/2018	300	63,850.51	
1489919	192700910 AIRS D€	9/13/2018	300	23,701.57	
1489907	193000907 AIRS TA	9/13/2018	300	7,755.00	
1489908	193000908 AIRS TA	9/13/2018	300	7,349.09	
1489906	193000903	9/13/2018	300	4,280.00	
1489903	193000901	9/13/2018	300	3,461.93	
1489912	193000912 AIRS D€	9/13/2018	300	1,808.15	
1489911	193000911 AIRS D€	9/13/2018	300	900.00	
1489914	193000914 AIRS D€	9/13/2018	300	212.60	
1489918	193000904	9/13/2018	300		600.90
1489978	Back Out Journal Er	9/13/2018	300		23,701.57
1489923	193000905	9/13/2018	300		18,000,000.00
1490008	Back Out Journal Er	9/13/2018	300		11,939,102.00
1491265	193000902	9/14/2018	300	4,341,937.30	
1491268	193000909 AIRS TA	9/14/2018	300	4,182,122.40	
1491436	192700906	9/14/2018	300	3,000,000.00	
1491269	193000910 AIRS D€	9/14/2018	300	2,011,125.19	
1491279	1906772	9/14/2018	300	585,590.96	
1491272	193000913 AIRS D€	9/14/2018	300	13,174.13	
1491271	193000912 AIRS D€	9/14/2018	300	6,645.07	
1491266	193000907 AIRS TA	9/14/2018	300	4,059.00	
1491267	193000908 AIRS TA	9/14/2018	300	2,226.12	
1491262	193000901	9/14/2018	300	2,133.55	
1491270	193000911 AIRS D€	9/14/2018	300	580.00	
1491273	193000914 AIRS D€	9/14/2018	300	100.00	
1491294	192700903	9/14/2018	300		19,000,000.00
1491297	193000903	9/14/2018	300		4,985.43
1491878	193000906CHECK2	9/17/2018	300	5,366,899.89	
1491792	192700902	9/17/2018	300	4,205,444.39	
1491879	193000907SRO AIR	9/17/2018	300	2,023,846.90	
1491794	193000905CASH OI	9/17/2018	300	7,685.65	
1491793	193000904SRO AIR	9/17/2018	300	7,467.90	
1491883	193000909CASH OI	9/17/2018	300	5,684.49	
1491790	193000901	9/17/2018	300	4,572.00	
1491880	193000908OTHER /	9/17/2018	300	550.00	
1491761	192700903	9/17/2018	300		15,000,000.00

Run Date: 1/2/2019
 Run Time: 8:52:21AM

Demand Account Activity

Start Date: 7/1/2018 End Date: 12/31/2018

Page: 221
 User: 0

Jnl. Entry	Ref #	Trx. Date	Ledger	Debit Amount	Credit Amount
1491774	193000903	9/17/2018	300		4,577.04
1492201	193000906CHECK2	9/18/2018	300	8,545,551.87	
1492202	193000907SRO AIR	9/18/2018	300	2,074,582.04	
1492198	193000902	9/18/2018	300	1,586,152.75	
1492205	193000910CHECK2	9/18/2018	300	23,546.21	
1492204	193000909CASH OI	9/18/2018	300	21,103.12	
1492203	193000908OTHER /	9/18/2018	300	18,880.42	
1492199	193000904SRO AIR	9/18/2018	300	6,642.20	
1492200	193000905CASH OI	9/18/2018	300	4,678.05	
1492197	193000901	9/18/2018	300	2,027.91	
1492192	192700901	9/18/2018	300		12,000,000.00
1492193	193000903	9/18/2018	300		1,932.00
1492331	192700926	9/18/2018	300		1,000,000.00
1492789	193000906CHECK :	9/19/2018	300	9,101,601.17	
1492794	192700925	9/19/2018	300	4,000,000.00	
1492790	193000907SRO AIR	9/19/2018	300	2,506,608.16	
1492776	193000902	9/19/2018	300	1,302,073.75	
1492792	193000909CASH OI	9/19/2018	300	28,709.28	
1492788	193000905CASH OI	9/19/2018	300	24,140.87	
1492752	193000910CHECK2	9/19/2018	300	10,488.69	
1492787	193000904SRO AIR	9/19/2018	300	7,613.10	
1492746	193000901	9/19/2018	300	2,102.25	
1492791	193000908OTHER /	9/19/2018	300	300.00	
1492685	192700902	9/19/2018	300		12,000,000.00
1492782	193000903	9/19/2018	300		11,223.00
1493127	1930009006 AIRS T	9/20/2018	300	21,845,206.01	
1493128	193000907 AIRS D€	9/20/2018	300	2,699,405.45	
1493111	193000902	9/20/2018	300	2,164,914.33	
1493141	193000910 AIRS D€	9/20/2018	300	115,302.42	
1493130	193000908 AIRS D€	9/20/2018	300	14,161.13	
1493125	193000904 AIRS TA	9/20/2018	300	11,932.80	
1493126	193000905 AIRS TA	9/20/2018	300	3,908.75	
1493080	193000901	9/20/2018	300	3,506.00	
1493136	193000909 AIRS D€	9/20/2018	300	1,046.47	
1493143	193000911 AIRS D€	9/20/2018	300	200.00	
1493068	192700903	9/20/2018	300		31,000,000.00
1493071	193000903	9/20/2018	300		3,437.00
1493951	193000906CHECK2	9/21/2018	300	20,951,626.09	
1494065	192700903	9/21/2018	300	15,000,000.00	
1493947	193000903	9/21/2018	300	4,259,853.20	
1493952	193000907SRO AIR	9/21/2018	300	1,956,384.65	
1493950	193000905CASH OI	9/21/2018	300	7,776.06	
1493949	193000904SRO AIR	9/21/2018	300	6,986.10	
1493954	193000909CASH OI	9/21/2018	300	6,206.57	
1494066	Correct Journal Entr	9/21/2018	300	5,391.62	
1493930	193000901	9/21/2018	300	5,391.12	
1493955	193000910CHECK2	9/21/2018	300	3,065.96	
1493953	193000908OTHER /	9/21/2018	300	400.00	
1493945	193000902	9/21/2018	300	22.00	
1493956	193000911FOREIGI	9/21/2018	300	13.20	
1493908	1493908	9/21/2018	300		27,000,000.00
1493948	192700913	9/21/2018	300		10,889.39
1494050	Back Out Journal Er	9/21/2018	300		5,391.12
1494787	193000905	9/24/2018	300	15,000,000.00	
1494641	193000909 AIRS TA	9/24/2018	300	10,894,478.39	
1494632	193000902	9/24/2018	300	2,257,941.84	

Run Date: 1/2/2019
 Run Time: 8:52:21AM

Demand Account Activity

Start Date: 7/1/2018 End Date: 12/31/2018

Page: 222
 User: 0

Jnl. Entry	Ref #	Trx. Date	Ledger	Debit Amount	Credit Amount
1494643	193000911 AIRS DE	9/24/2018	300	2,117,541.43	
1494640	193000908 AIRS TA	9/24/2018	300	11,530.77	
1494639	193000907 AIRS TA	9/24/2018	300	10,094.80	
1494642	193000910 AIRS TA	9/24/2018	300	4,509.00	
1494646	193000914 AIRS DE	9/24/2018	300	3,992.49	
1494631	193000901	9/24/2018	300	3,416.51	
1494645	193000913 AIRS DE	9/24/2018	300	1,437.06	
1494644	193000912 AIRS DE	9/24/2018	300	25.00	
1494633	193000903	9/24/2018	300		30,000,000.00
1494653	193000904	9/24/2018	300		16,455.19
1495308	193000909 AIRS TA	9/25/2018	300	9,923,803.61	
1495285	193000902	9/25/2018	300	7,087,258.51	
1495309	193000911 AIRS DE	9/25/2018	300	2,270,039.20	
1495306	193000907 AIRS TA	9/25/2018	300	19,869.30	
1495312	193000913 AIRS DE	9/25/2018	300	15,940.55	
1495311	193000912 AIRS DE	9/25/2018	300	12,573.63	
1495284	193000901	9/25/2018	300	3,003.53	
1495307	193000908 AIRS TA	9/25/2018	300	2,606.31	
1495310	193000911 AIRS DE	9/25/2018	300	750.00	
1495286	193000903	9/25/2018	300		35,000,000.00
1495287	193000904	9/25/2018	300		9,039.37
1496620	193000909 AIRS TA	9/26/2018	300	7,176,333.55	
1496610	193000902	9/26/2018	300	7,087,258.51	
1496738	Correct Journal Entr	9/26/2018	300	2,832,654.72	
1496622	193000910 AIRS DE	9/26/2018	300	2,704,796.33	
1496623	193000911 AIRS DE	9/26/2018	300	1,108,539.67	
1496628	193000913 AIRS DE	9/26/2018	300	17,157.74	
1496619	193000908 AIRS TA	9/26/2018	300	15,349.64	
1496618	193000907 AIRS TA	9/26/2018	300	9,570.00	
1496625	193000912 AIRS DE	9/26/2018	300	7,453.12	
1496608	193000901	9/26/2018	300	2,653.97	
1496629	193000914 AIRS DE	9/26/2018	300	100.00	
1496611	193000903	9/26/2018	300		410.00
1496612	193000904	9/26/2018	300		14,000,000.00
1496737	Back Out Journal Er	9/26/2018	300		7,087,258.51
1497857	192300902	9/27/2018	300	10,000,000.00	
1497734	193000908 AIRS TA	9/27/2018	300	7,233,469.45	
1497715	193000902	9/27/2018	300	3,154,693.38	
1497736	193000910 AIRS DE	9/27/2018	300	2,869,122.92	
1497897	192700915	9/27/2018	300	2,000,000.00	
1497737	193000911 AIRS DE	9/27/2018	300	24,070.60	
1497733	193000907 AIRS TA	9/27/2018	300	10,368.60	
1497738	193000912 AIRS DE	9/27/2018	300	4,827.13	
1497714	193000901	9/27/2018	300	3,042.65	
1497735	193000909 AIRS TA	9/27/2018	300	253.00	
1497739	193000913 AIRS DE	9/27/2018	300	186.62	
1497718	193000903	9/27/2018	300	1.05	
1497721	193000904	9/27/2018	300		13,000,000.00
1497723	193000905	9/27/2018	300		1,376.36
1498562	193000909 AIRS TA	9/28/2018	300	4,134,996.45	
1498552	193000903	9/28/2018	300	3,035,005.73	
1498565	193000910 AIRS DE	9/28/2018	300	2,261,983.94	
1498559	193000908 AIRS TA	9/28/2018	300	40,633.01	
1498556	193000907 AIRS TA	9/28/2018	300	10,909.80	
1498567	193000911 AIRS DE	9/28/2018	300	4,462.09	
1498355	193000901	9/28/2018	300	2,797.38	

Run Date: 1/2/2019
 Run Time: 8:52:21AM

Demand Account Activity

Page: 223
 User: 0

Start Date: 7/1/2018 End Date: 12/31/2018

Jnl. Entry	Ref #	Trx. Date	Ledger	Debit Amount	Credit Amount
1498569	193000912 AIRS D€	9/28/2018	300	679.61	
1498549	193000902	9/28/2018	300	184.00	
1498571	193000913 AIRS D€	9/28/2018	300	48.24	
1498579	193000904	9/28/2018	300		21,000,000.00
1498594	193000905	9/28/2018	300		2,073.47
1499096	193001002	10/1/2018	300	2,141,493.63	
1499094	193001001	10/1/2018	300	4,803.88	
1499098	193001001	10/1/2018	300		3,000,000.00
1499100	193001002	10/1/2018	300		12,111.24
1499677	193001002	10/2/2018	300	4,497,125.87	
1499679	193001008 AIRS D€	10/2/2018	300	4,359,700.69	
1499678	193001007 AIRS TA	10/2/2018	300	15,099.15	
1499681	193001010 AIRS D€	10/2/2018	300	13,329.28	
1499676	193001001	10/2/2018	300	1,637.00	
1499680	193001009 AIRS D€	10/2/2018	300	525.00	
1499685	193001003	10/2/2018	300		8,000,000.00
1499692	193001003	10/2/2018	300		17,439.71
1499876	193001002	10/3/2018	300	3,148,847.14	
1499898	193001010 AIRS D€	10/3/2018	300	2,810,916.91	
1499892	193001009 AIRS TA	10/3/2018	300	1,938,470.27	
1499903	193001011 AIRS D€	10/3/2018	300	29,785.14	
1499877	193001007 AIRS TA	10/3/2018	300	15,064.50	
1499881	193001008 AIRS TA	10/3/2018	300	11,479.47	
1499863	193001001	10/3/2018	300	4,576.02	
1499904	193001012 AIRS D€	10/3/2018	300	1,001.43	
1499921	193001003	10/3/2018	300		8,000,000.00
1499926	193001004	10/3/2018	300		8,830.56
1499857	193001001	10/3/2018	300		83,000,000.00
1500681	192701001	10/4/2018	300	83,000,000.00	
1500586	193001009 AIRS TA	10/4/2018	300	3,507,117.07	
1500587	193001010 AIRS D€	10/4/2018	300	2,976,945.99	
1500588	193001011 AIRS D€	10/4/2018	300	2,072,616.13	
1500590	193001013 AIRS D€	10/4/2018	300	1,834,530.55	
1500581	193001002	10/4/2018	300	1,652,500.50	
1500585	193001008 AIRS TA	10/4/2018	300	19,165.84	
1500583	193001007 AIRS TA	10/4/2018	300	11,625.90	
1500589	193001012 AIRS D€	10/4/2018	300	9,874.40	
1500579	193001001	10/4/2018	300	4,237.50	
1500591	196001014 AIRS D€	10/4/2018	300	3,137.03	
1500603	193001003	10/4/2018	300		7,225.91
1501098	192701001	10/5/2018	300	5,000,000.00	
1500971	193001004	10/5/2018	300	2,883,712.54	
1500974	193001009 AIRS TA	10/5/2018	300	2,820,263.90	
1500975	193001010 AIRS D€	10/5/2018	300	2,173,867.89	
1500978	193001013 AIRS D€	10/5/2018	300	63,876.95	
1500972	193001007 AIRS TA	10/5/2018	300	9,388.50	
1500973	193001008 AIRS TA	10/5/2018	300	9,155.07	
1500977	193001012 AIRS D€	10/5/2018	300	8,398.04	
1500966	193001001	10/5/2018	300	3,937.75	
1500980	193001014 AIRS D€	10/5/2018	300	374.50	
1500976	193001011 AIRS D€	10/5/2018	300	250.00	
1500970	193001003	10/5/2018	300	50.00	
1500969	193001002	10/5/2018	300	22.00	
1500992	193001005	10/5/2018	300		10,521.27
1501005	193001006	10/5/2018	300		20,000,000.00
1501413	193001002	10/8/2018	300	4,064,065.83	

Run Date: 1/2/2019
 Run Time: 8:52:21AM

Demand Account Activity

Start Date: 7/1/2018 End Date: 12/31/2018

Page: 224
 User: 0

Jnl. Entry	Ref #	Trx. Date	Ledger	Debit Amount	Credit Amount
1501412	193001001	10/8/2018	300	3,410.00	
1501414	193001003	10/8/2018	300	1.10	
1501600	Correct Journal Entr	10/9/2018	300	14,000,000.00	
1501593	193001007SRO AIR	10/9/2018	300	4,334,223.85	
1501592	193001006CHECK2	10/9/2018	300	4,282,475.59	
1501553	193001002	10/9/2018	300	3,186,424.68	
1501596	193001010CHECK2	10/9/2018	300	987,571.66	
1501591	193001005CASH OI	10/9/2018	300	16,649.98	
1501595	193001009CASH OI	10/9/2018	300	15,850.88	
1501587	193001004SRO AIR	10/9/2018	300	15,673.35	
1501552	193001001	10/9/2018	300	3,032.44	
1501575	193001011FOREIGI	10/9/2018	300	2,969.40	
1501594	193001008OTHER /	10/9/2018	300	2,858.00	
1501554	192701003	10/9/2018	300		14,876.69
1501557	192701008	10/9/2018	300		22,000,000.00
1502194	192701020	10/10/2018	300	3,000,000.00	
1502097	193001006CHECK2	10/10/2018	300	2,366,595.58	
1502090	193001002	10/10/2018	300	1,735,339.61	
1502100	193001007	10/10/2018	300	822,730.73	
1502187	1909402	10/10/2018	300	566,124.98	
1502102	193001009CASH OI	10/10/2018	300	13,579.39	
1502093	193001005CASH OI	10/10/2018	300	9,883.10	
1502104	193001010CHECK ;	10/10/2018	300	4,637.45	
1502092	193001004SRO AIR	10/10/2018	300	3,389.10	
1502089	193001001	10/10/2018	300	2,569.00	
1502101	193001008OTHER /	10/10/2018	300	350.00	
1502080	1193001002	10/10/2018	300		19,000,000.00
1502091	193001003	10/10/2018	300		17,372.75
1503415	Correct Journal Entr	10/11/2018	300	18,000,000.00	
1503411	193001030	10/11/2018	300	17,000,000.00	
1503396	193001006SRO AIR	10/11/2018	300	3,151,329.45	
1503388	193001002	10/11/2018	300	2,861,637.08	
1503397	193001008Check 21	10/11/2018	300	335,262.66	
1503395	193001005CHECK2	10/11/2018	300	208,889.59	
1503394	193001004SROAIR:	10/11/2018	300	14,833.50	
1502230	193001007CASH OI	10/11/2018	300	4,061.89	
1503384	193001001	10/11/2018	300	1,551.70	
1503402	192701008	10/11/2018	300		10,000,000.00
1503414	Back Out Journal Er	10/11/2018	300		17,000,000.00
1503758	193001006CHECK2	10/12/2018	300	4,651,551.74	
1503731	192701001	10/12/2018	300	3,100,823.87	
1503759	193001007SRO AIR	10/12/2018	300	2,213,208.03	
1503764	193001010CHECK2	10/12/2018	300	264,621.91	
1503763	193001009CASH OI	10/12/2018	300	15,332.66	
1503755	193001004SROAIR:	10/12/2018	300	9,936.30	
1503766	193001011FOREIGI	10/12/2018	300	8,319.10	
1503757	193001005CASH OI	10/12/2018	300	8,186.61	
1503735	193001001	10/12/2018	300	1,125.03	
1503761	193001008OTHER /	10/12/2018	300	900.00	
1503733	192701003	10/12/2018	300		20,174.60
1503847	192701020	10/12/2018	300		31,000,000.00
1504232	193001002	10/15/2018	300	2,978,647.92	
1504257	193001009 AIRS TA	10/15/2018	300	2,822,952.13	
1504320	193001015	10/15/2018	300	2,000,000.00	
1504258	193001010 AIRS D\$	10/15/2018	300	1,981,564.69	
1504263	193001013 AIRS D\$	10/15/2018	300	668,910.94	

Run Date: 1/2/2019
 Run Time: 8:52:21AM

Demand Account Activity

Start Date: 7/1/2018 End Date: 12/31/2018

Page: 225
 User: 0

Jnl. Entry	Ref #	Trx. Date	Ledger	Debit Amount	Credit Amount
1504256	193001008 AIRS TA	10/15/2018	300	14,462.02	
1504255	193001007 AIRS TA	10/15/2018	300	7,867.20	
1504259	193001011 AIRS DE	10/15/2018	300	7,360.88	
1504231	193001001	10/15/2018	300	5,748.84	
1504261	193001012 AIRS DE	10/15/2018	300	3,999.15	
1504264	193001014 AIRS DE	10/15/2018	300	1,036.50	
1504234	193001003	10/15/2018	300		6,000,000.00
1505084	192701016	10/16/2018	300	11,000,000.00	
1505027	193001009 AIRS TA	10/16/2018	300	4,419,620.37	
1505009	193001002	10/16/2018	300	3,590,362.36	
1505028	193001010 AIRS DE	10/16/2018	300	2,218,387.91	
1505031	193001013 AIRS DE	10/16/2018	300	91,564.58	
1505030	193001012 AIRS DE	10/16/2018	300	19,535.21	
1505024	193001007 AIRS TA	10/16/2018	300	6,065.40	
1505026	193001008 AIRS TA	10/16/2018	300	4,400.98	
1505007	193001001	10/16/2018	300	1,429.51	
1505032	193001014 AIRS DE	10/16/2018	300	1,358.00	
1505029	193001011 AIRS DE	10/16/2018	300	250.00	
1505011	193001003	10/16/2018	300		4,675.71
1505014	193001004	10/16/2018	300		12,000,000.00
1505589	192701000	10/17/2018	300	12,000,000.00	
1505436	193001003	10/17/2018	300	8,220,224.59	
1505445	193001009 AIRS TA	10/17/2018	300	4,071,085.41	
1505446	193001010 AIRS DE	10/17/2018	300	2,306,409.55	
1505449	193001013 AIRS DE	10/17/2018	300	782,484.55	
1505443	193001007 AIRS TA	10/17/2018	300	10,193.70	
1505447	193001011 AIRS DE	10/17/2018	300	2,775.00	
1505448	193001012 AIRS DE	10/17/2018	300	2,726.08	
1505434	193001001	10/17/2018	300	1,518.40	
1505444	193001008 AIRS TA	10/17/2018	300	1,066.09	
1505435	193001002	10/17/2018	300	50.00	
1505437	193001004	10/17/2018	300		27,000,000.00
1505438	193001005	10/17/2018	300		12,011.94
1505646	193001009 AIRS TA	10/18/2018	300	9,159,620.28	
1505647	193001010 AIRS DE	10/18/2018	300	2,401,636.33	
1506021	192701005	10/18/2018	300	2,000,000.00	
1505636	193001002	10/18/2018	300	1,737,101.93	
1505650	193001013 AIRS DE	10/18/2018	300	243,151.98	
1505649	193001012 AIRS DE	10/18/2018	300	18,777.88	
1505644	193001007 AIRS TA	10/18/2018	300	14,638.80	
1505645	193001008 AIRS TA	10/18/2018	300	4,507.08	
1505652	193001014 AIRS DE	10/18/2018	300	996.50	
1505635	193001001	10/18/2018	300	973.50	
1505648	193001011 AIRS DE	10/18/2018	300	125.00	
1505637	193001003	10/18/2018	300		167.69
1505638	193001004	10/18/2018	300		25,000,000.00
1506521	193001009 AIRS TA	10/19/2018	300	7,746,927.80	
1506525	193001011 AIRS DE	10/19/2018	300	1,882,195.16	
1506491	193001002	10/19/2018	300	919,469.64	
1506495	193001002	10/19/2018	300	919,469.64	
1506533	193001014 AIRS DE	10/19/2018	300	139,641.65	
1506492	193001003	10/19/2018	300	35,704.67	
1506517	193001007 AIRS TA	10/19/2018	300	10,170.60	
1506531	193001013 AIRS DE	10/19/2018	300	6,025.72	
1506519	193001008 AIRS TA	10/19/2018	300	2,804.19	
1506490	193001001	10/19/2018	300	1,743.10	

Run Date: 1/2/2019
 Run Time: 8:52:21AM

Demand Account Activity

Start Date: 7/1/2018 End Date: 12/31/2018

Page: 226
 User: 0

Jnl. Entry	Ref #	Trx. Date	Ledger	Debit Amount	Credit Amount
1506529	193001012 AIRS D€	10/19/2018	300	125.00	
1506535	193001015 AIRS D€	10/19/2018	300	100.00	
1506523	193001010 AIRS TA	10/19/2018	300	7.00	
1506497	193001004	10/19/2018	300		132.73
1506543	Back Out Journal Er	10/19/2018	300		919,469.64
1506527	193001006	10/19/2018	300		3,000,000.00
1506871	193001002	10/22/2018	300	18,345,663.89	
1506924	192701015	10/22/2018	300	14,000,000.00	
1506894	193001009 AIRS TA	10/22/2018	300	11,656,490.31	
1506896	193001010 AIRS D€	10/22/2018	300	1,737,654.40	
1506899	193001013 AIRS D€	10/22/2018	300	221,491.04	
1506893	193001008 AIRS TA	10/22/2018	300	9,984.65	
1506892	193001007 AIRSTA	10/22/2018	300	6,596.70	
1506583	193001001	10/22/2018	300	6,086.93	
1506898	193001012 AIRS D€	10/22/2018	300	3,251.01	
1506874	193001005	10/22/2018	300	502.68	
1506897	193001011 AIRS D€	10/22/2018	300	75.00	
1506872	193001003	10/22/2018	300		5,848.30
1506873	193001004	10/22/2018	300		42,000,000.00
1507421	192701005	10/23/2018	300	18,000,000.00	
1507300	193001002	10/23/2018	300	6,095,388.93	
1507313	193001009 AIRS TA	10/23/2018	300	4,978,458.11	
1507314	193001010 AIRS D€	10/23/2018	300	1,881,171.60	
1507317	193001012 AIRS D€	10/23/2018	300	17,986.97	
1507311	193001007 AIRS TA	10/23/2018	300	16,823.40	
1507312	193001008 AIRS TA	10/23/2018	300	11,766.31	
1507318	193001013 AIRS D€	10/23/2018	300	10,744.30	
1507315	193001001 AIRS D€	10/23/2018	300	3,178.54	
1507298	193001001	10/23/2018	300	1,651.66	
1507320	193001014 AIRS D€	10/23/2018	300	1,016.00	
1507326	193001002	10/23/2018	300		27,000,000.00
1507328	193001004	10/23/2018	300		8,699.00
1507807	192701008	10/24/2018	300	7,000,000.00	
1507445	193001009 AIRS TA	10/24/2018	300	6,053,344.22	
1507447	193001011 AIRS D€	10/24/2018	300	2,173,593.96	
1507434	193001002	10/24/2018	300	1,740,902.55	
1507448	193001012 AIRS D€	10/24/2018	300	34,196.17	
1507450	193001014 AIRS D€	10/24/2018	300	16,990.30	
1507442	193001008 AIRS TA	10/24/2018	300	4,574.86	
1507435	193001007 AIRS TA	10/24/2018	300	4,187.70	
1507433	193001001	10/24/2018	300	3,939.19	
1507449	193001013 AIRS D€	10/24/2018	300	1,392.55	
1507446	193001010 AIRS TA	10/24/2018	300	17.00	
1507835	193001008	10/24/2018	300	1.50	
1507459	193001003	10/24/2018	300		28,000,000.00
1507462	193001005	10/24/2018	300		245.00
1508796	193001009 AIRS TA	10/25/2018	300	9,524,084.03	
1508921	192701008	10/25/2018	300	6,000,000.00	
1508797	193001010 AIRS D€	10/25/2018	300	2,366,086.46	
1508793	193001003	10/25/2018	300	774,809.30	
1508801	193001013 AIRS D€	10/25/2018	300	17,979.63	
1508794	193001007 AIRS TA	10/25/2018	300	12,827.10	
1508799	193001012 AIRS D€	10/25/2018	300	10,213.40	
1508795	193001008 AIRS TA	10/25/2018	300	1,637.68	
1508798	193001011 AIRS D€	10/25/2018	300	1,550.00	
1508791	193001001	10/25/2018	300	1,154.20	

Run Date: 1/2/2019
 Run Time: 8:52:21AM

Demand Account Activity

Start Date: 7/1/2018 End Date: 12/31/2018

Page: 227
 User: 0

Jnl. Entry	Ref #	Trx. Date	Ledger	Debit Amount	Credit Amount
1508792	193001002	10/25/2018	300	142.00	
1508812	193001004	10/25/2018	300		20,000,000.00
1508815	193001005	10/25/2018	300		7,941.70
1509520	192701006	10/26/2018	300	5,000,000.00	
1509036	193001009 AIRS TA	10/26/2018	300	3,409,458.00	
1509024	193001003	10/26/2018	300	2,788,143.39	
1509037	193001010 AIRS DE	10/26/2018	300	1,785,983.15	
1509029	193001007 AIRS TA	10/26/2018	300	12,982.20	
1509033	193001008 AIRS TA	10/26/2018	300	10,451.09	
1509042	193001012 AIRS DE	10/26/2018	300	6,447.33	
1509044	193001013 AIRS DE	10/26/2018	300	3,818.84	
1509019	193001001	10/26/2018	300	2,344.50	
1509023	193001002	10/26/2018	300	133.95	
1509040	193001011 AIRS DE	10/26/2018	300	25.00	
1509061	193001004	10/26/2018	300		16,048.63
1509063	193001005	10/26/2018	300		14,000,000.00
1509911	192701014	10/29/2018	300	11,000,000.00	
1509902	193001002	10/29/2018	300	8,144,437.51	
1509889	193001005CASH OI	10/29/2018	300	3,398,739.74	
1509894	193001006CHECK2	10/29/2018	300	3,398,739.74	
1509907	193001007SROAIR	10/29/2018	300	1,864,081.59	
1509910	193001010CHECK 2	10/29/2018	300	65,406.80	
1509908	193001008OTHER /	10/29/2018	300	40,380.93	
1509915	Correct Journal Entr	10/29/2018	300	23,950.07	
1509887	193001004SRO AIR	10/29/2018	300	8,391.90	
1509909	193001009CASH OI	10/29/2018	300	5,451.35	
1509901	193001001	10/29/2018	300	4,444.78	
1509914	Back Out Journal Er	10/29/2018	300		3,398,739.74
1509916	193001003	10/29/2018	300		3,591.00
1510372	Correct Journal Entr	10/30/2018	300	4,000,000.00	
1510341	192701025	10/30/2018	300	3,000,000.00	
1510217	193001006CHECK2	10/30/2018	300	1,966,439.58	
1510218	193001007SRO AIR	10/30/2018	300	1,924,780.85	
1510194	193001002	10/30/2018	300	1,578,563.50	
1510220	193001008OTHER /	10/30/2018	300	929,115.40	
1510223	193001010CHECK2	10/30/2018	300	26,351.92	
1510212	193001001SRO AIR	10/30/2018	300	10,164.00	
1510216	193001005CASH OI	10/30/2018	300	3,428.58	
1509926	193001001	10/30/2018	300	1,638.04	
1510221	193001009CASH OI	10/30/2018	300	805.38	
1510197	192701005	10/30/2018	300		36,000,000.00
1510210	193001003	10/30/2018	300		111,465.00
1510370	Back Out Journal Er	10/30/2018	300		3,000,000.00
1510685	193001002	10/31/2018	300	7,294,592.68	
1510701	193001006CHECK2	10/31/2018	300	3,324,722.05	
1510702	193001007SRO AIR	10/31/2018	300	2,175,865.03	
1510706	193001010CHECK2	10/31/2018	300	34,670.13	
1510699	193001006CASH OI	10/31/2018	300	16,845.68	
1510696	193001001SROAIR	10/31/2018	300	5,256.90	
1510683	193001001	10/31/2018	300	4,104.00	
1510704	193001008OTHER /	10/31/2018	300	825.00	
1510705	193001009CASH OI	10/31/2018	300	817.71	
1510687	193001003	10/31/2018	300		5,187.34
1510710	192701005	10/31/2018	300		27,000,000.00
1510778	192701015	11/1/2018	300	5,000,000.00	
1511336	193001002	11/1/2018	300	1,997,635.42	

Run Date: 1/2/2019
 Run Time: 8:52:21AM

Demand Account Activity

Start Date: 7/1/2018 End Date: 12/31/2018

Page: 228
 User: 0

Jnl. Entry	Ref #	Trx. Date	Ledger	Debit Amount	Credit Amount
1511316	192701016	11/1/2018	300	1,000,000.00	
1511331	193001001	11/1/2018	300	3,062.63	
1511333	193001004	11/1/2018	300	398.00	
1511400	Correct Journal Entr	11/1/2018	300	398.00	
1511339	193001003	11/1/2018	300		9,411.85
1511393	Back Out Journal Er	11/1/2018	300		398.00
1511803	Back Out Journal Er	11/2/2018	300	21,000,000.00	
1511710	193001005SRO AIR	11/2/2018	300	4,466,340.04	
1511706	193001002	11/2/2018	300	979,123.99	
1511708	193001004SRO AIR	11/2/2018	300	15,140.40	
1511711	193001006OTHER /	11/2/2018	300	8,938.94	
1511712	193001007CASH OI	11/2/2018	300	6,184.88	
1511705	193001001	11/2/2018	300	1,472.00	
1511701	192701009	11/2/2018	300		10,506.36
1511703	192701011	11/2/2018	300		3,000,000.00
1511765	192701030	11/2/2018	300		21,000,000.00
1511781	192701030	11/2/2018	300		21,000,000.00
1512070	193001112 AIRS DS	11/5/2018	300	2,344,485.88	
1512068	193001111 AIRS DS	11/5/2018	300	1,838,245.00	
1512065	193001109 AIRS TA	11/5/2018	300	1,641,320.95	
1512060	193001102	11/5/2018	300	1,098,602.35	
1512072	193001114 AIRS DS	11/5/2018	300	70,941.35	
1512064	193001108 AIRS TA	11/5/2018	300	8,290.41	
1512071	193001113 AIRS DS	11/5/2018	300	7,637.90	
1512063	193001107 AIRS TA	11/5/2018	300	6,946.50	
1512059	193001101	11/5/2018	300	6,121.19	
1512067	193001110 AIRS TA	11/5/2018	300	1,343.46	
1512130	193001103	11/5/2018	300		11,298.00
1512454	193001103	11/6/2018	300	3,092,638.10	
1512460	193001110 AIRS DS	11/6/2018	300	2,221,276.46	
1512591	192701106	11/6/2018	300	1,000,000.00	
1512459	193001109 AIRS TA	11/6/2018	300	983,850.48	
1512463	193001113 AIRS DS	11/6/2018	300	18,053.45	
1512457	193001107 AIRS TA	11/6/2018	300	9,560.10	
1512458	193001108 AIRS TA	11/6/2018	300	8,943.93	
1512462	193001112 AIRS DS	11/6/2018	300	7,130.06	
1512452	193001101	11/6/2018	300	1,721.00	
1512453	193001102	11/6/2018	300	1,200.00	
1512464	193001114 AIRS DS	11/6/2018	300	175.10	
1512461	193001111 AIRS DS	11/6/2018	300	175.00	
1512574	193001105	11/6/2018	300	51.80	
1512469	193001104	11/6/2018	300		2,981.00
1513096	Correct Journal Entr	11/7/2018	300	4,000,000.00	
1512974	193001109 AIRS TA	11/7/2018	300	2,567,693.55	
1512976	193001111 AIRS DS	11/7/2018	300	2,116,011.14	
1512957	193001103	11/7/2018	300	1,896,558.40	
1513085	192701113	11/7/2018	300	1,000,000.00	
1512979	193001114 AIRS DS	11/7/2018	300	54,721.94	
1512972	193001107 AIRS TA	11/7/2018	300	10,814.10	
1512978	193001113 AIRS DS	11/7/2018	300	7,920.48	
1512973	193001108 AIRS TA	11/7/2018	300	6,107.81	
1512977	193001112 AIRS DS	11/7/2018	300	3,525.00	
1512926	193001101	11/7/2018	300	1,877.75	
1512975	193001110 AIRS TA	11/7/2018	300	181.85	
1512956	193001102	11/7/2018	300	75.00	
1512960	193001105	11/7/2018	300	50.00	

Run Date: 1/2/2019
 Run Time: 8:52:21AM

Demand Account Activity

Start Date: 7/1/2018 End Date: 12/31/2018

Page: 229
 User: 0

Jnl. Entry	Ref #	Trx. Date	Ledger	Debit Amount	Credit Amount
1512958	193001104	11/7/2018	300		1,227.00
1513089	Back Out Journal Er	11/7/2018	300		1,000,000.00
1514099	193001009 AIRS TA	11/8/2018	300	3,254,248.48	
1514101	193001010 AIRS DE	11/8/2018	300	2,824,940.55	
1514084	193001103	11/8/2018	300	2,789,017.87	
1514188	192701108	11/8/2018	300	1,000,000.00	
1514103	193001011 AIRS DE	11/8/2018	300	35,124.93	
1514107	193001013 AIRS DE	11/8/2018	300	7,884.96	
1514088	193001007 AIRS TA	11/8/2018	300	7,695.60	
1514095	193001008 AIRS TA	11/8/2018	300	7,396.41	
1514066	193001101	11/8/2018	300	3,197.04	
1514104	193001012 AIRS DE	11/8/2018	300	695.36	
1514079	193001102	11/8/2018	300	250.00	
1514116	193001104	11/8/2018	300		13,000,000.00
1514404	192701106	11/9/2018	300	4,000,000.00	
1514228	193001102	11/9/2018	300	2,161,618.64	
1514232	193001010 AIRS DE	11/9/2018	300	1,987,118.60	
1514231	193001009 AIRS TA	11/9/2018	300	1,645,377.66	
1514230	193001008 AIRS TA	11/9/2018	300	9,294.65	
1514229	193001007 AIRS TA	11/9/2018	300	8,167.50	
1514227	193001101	11/9/2018	300	1,066.00	
1514244	193001103	11/9/2018	300		7,000,000.00
1514344	193001105	11/9/2018	300		93.87
1514911	193001103	11/13/2018	300	6,471,003.42	
1514915	193001010 AIRS DE	11/13/2018	300	1,812,840.76	
1514914	193001009 AIRS TA	11/13/2018	300	1,453,433.11	
1515097	192701107	11/13/2018	300	1,000,000.00	
1514901	1912445	11/13/2018	300	583,684.35	
1514918	193001013 AIRS DE	11/13/2018	300	129,560.93	
1514912	193001007 AIRS TA	11/13/2018	300	7,609.80	
1514909	193001101	11/13/2018	300	4,813.42	
1514913	193001008 AIRS TA	11/13/2018	300	1,084.35	
1514917	193001012 AIRS DE	11/13/2018	300	490.79	
1514919	193001014 AIRS DE	11/13/2018	300	161.70	
1514910	193001102	11/13/2018	300	65.00	
1514916	193001011 AIRS DE	11/13/2018	300	25.00	
1514945	193001104	11/13/2018	300		14,000,000.00
1514980	193001105	11/13/2018	300		16,086.93
1515376	193001009 AIRS TA	11/14/2018	300	1,995,451.94	
1515377	193001010 AIRS DE	11/14/2018	300	1,936,192.57	
1515371	193001103	11/14/2018	300	1,803,331.96	
1515379	193001012 AIRS DE	11/14/2018	300	28,963.61	
1515378	193001011 AIRS DE	11/14/2018	300	15,243.66	
1515374	193001007 AIRS TA	11/14/2018	300	8,319.30	
1515369	193001101	11/14/2018	300	3,961.06	
1515375	193001008 AIRS TA	11/14/2018	300	3,952.07	
1515380	193001013 AIRS DE	11/14/2018	300	1,343.05	
1515370	193001102	11/14/2018	300	20.00	
1515424	193001104	11/14/2018	300		7,000,000.00
1515426	193001105	11/14/2018	300		16,282.96
1515563	193001106	11/14/2018	300		5,000,000.00
1515585	193001102	11/15/2018	300	3,520,971.23	
1515589	193001010 AIRS DE	11/15/2018	300	2,615,153.49	
1515588	193001009 AIRS TA	11/15/2018	300	1,966,172.36	
1516032	192701106	11/15/2018	300	1,000,000.00	
1515586	193001007 AIRS TA	11/15/2018	300	34,023.00	

Run Date: 1/2/2019
 Run Time: 8:52:21AM

Demand Account Activity

Start Date: 7/1/2018 End Date: 12/31/2018

Page: 230
 User: 0

Jnl. Entry	Ref #	Trx. Date	Ledger	Debit Amount	Credit Amount
1515592	193001012 AIRS DE	11/15/2018	300	24,532.83	
1515587	193001008 AIRS TA	11/15/2018	300	4,099.73	
1515584	193001101	11/15/2018	300	590.02	
1515593	193001013 AIRS DE	11/15/2018	300	453.58	
1515591	193001011 AIRS DE	11/15/2018	300	375.00	
1515594	193001014 AIRS DE	11/15/2018	300	13.00	
1515603	193001103	11/15/2018	300		3,000,000.00
1516014	193001104	11/15/2018	300		17,908.98
1516529	193001009 AIRS TA	11/16/2018	300	4,323,001.56	
1516526	193001103	11/16/2018	300	4,119,495.74	
1516685	192701112	11/16/2018	300	4,000,000.00	
1516530	193001010 AIRS DE	11/16/2018	300	2,547,206.96	
1516528	193001008 AIRS TA	11/16/2018	300	20,474.03	
1516527	193001007 AIRS TA	11/16/2018	300	7,854.00	
1516524	193001101	11/16/2018	300	2,965.38	
1516532	193001012 AIRS DE	11/16/2018	300	1,977.67	
1516531	193001011 AIRS DE	11/16/2018	300	425.00	
1516525	193001102	11/16/2018	300	10.00	
1516539	192701103	11/16/2018	300		12,000,000.00
1516684	193001105	11/16/2018	300		1,034.74
1517114	193001102	11/19/2018	300	3,888,944.54	
1517105	193001106CHECK2	11/19/2018	300	2,290,703.32	
1517124	192701126	11/19/2018	300	2,000,000.00	
1517106	193001107SRO AIR	11/19/2018	300	1,998,825.49	
1517063	193001104SRO AIR	11/19/2018	300	8,028.90	
1517113	193001101	11/19/2018	300	4,631.88	
1517104	193001105CASH OF	11/19/2018	300	2,635.69	
1517009	193001109CASH OF	11/19/2018	300	2,336.79	
1517108	193001110CHECK 2	11/19/2018	300	2,156.15	
1517107	193001108OTHER /	11/19/2018	300	351.93	
1517117	192701103	11/19/2018	300		83,200,000.00
1517118	193001104	11/19/2018	300		4,652.34
1517121	192701107	11/19/2018	300		12,000,000.00
1517684	192701120	11/20/2018	300	6,000,000.00	
1517486	193001102	11/20/2018	300	5,972,631.51	
1517494	193001106CHECK2	11/20/2018	300	5,207,565.11	
1517495	193001107SRO AIR	11/20/2018	300	1,981,550.86	
1517496	193001108OTHER /	11/20/2018	300	41,879.73	
1517490	193001105CASH OF	11/20/2018	300	13,728.41	
1517501	193001110CHECK2	11/20/2018	300	12,084.30	
1517499	193001109CASH OF	11/20/2018	300	8,548.92	
1517489	193001104SRO AIR	11/20/2018	300	7,316.10	
1517468	193001101	11/20/2018	300	1,767.50	
1517506	193001111FOREIGN	11/20/2018	300	22.50	
1517487	193001103	11/20/2018	300		1,680.20
1517862	193001103	11/21/2018	300	7,872,015.65	
1517839	193001106CHECK2	11/21/2018	300	3,105,123.68	
1517841	193001107SRO AIR	11/21/2018	300	2,177,510.41	
1517834	193001104SRO AIR	11/21/2018	300	8,745.00	
1517843	193001109CASH OF	11/21/2018	300	3,166.88	
1517838	193001105CASH OF	11/21/2018	300	2,479.71	
1517860	193001101	11/21/2018	300	1,516.43	
1517842	193001108OTHER /	11/21/2018	300	550.00	
1517861	193001102	11/21/2018	300	20.00	
1517844	193001110CHECK2	11/21/2018	300	1.30	
1517863	192701111	11/21/2018	300		3,929.78

Run Date: 1/2/2019
 Run Time: 8:52:21AM

Demand Account Activity

Start Date: 7/1/2018 End Date: 12/31/2018

Page: 231
 User: 0

Jnl. Entry	Ref #	Trx. Date	Ledger	Debit Amount	Credit Amount
1519274	193001109 AIRS TA	11/26/2018	300	6,951,253.85	
1519261	193001103	11/26/2018	300	4,213,502.35	
1519275	193001110 AIRS DS	11/26/2018	300	2,767,254.22	
1519278	193001113 AIRS DS	11/26/2018	300	32,029.17	
1519272	193001107 AIRS TA	11/26/2018	300	8,118.00	
1519259	193001101	11/26/2018	300	6,927.41	
1519273	193001108 AIRS TA	11/26/2018	300	6,303.34	
1519277	193001112 AIRS DS	11/26/2018	300	1,354.18	
1519276	193001111 AIRS DS	11/26/2018	300	175.00	
1519260	193001102	11/26/2018	300	20.00	
1519263	193001104	11/26/2018	300		5,681.78
1519264	193001104	11/26/2018	300		32,000,000.00
1519390	193001105	11/26/2018	300		26,000,000.00
1519746	193001109 AIRS TA	11/27/2018	300	7,665,837.98	
1519858	192701107	11/27/2018	300	7,000,000.00	
1519747	193001110 AIRS DS	11/27/2018	300	2,318,282.76	
1519738	193001102	11/27/2018	300	2,034,057.85	
1519750	193001113 AIRS DS	11/27/2018	300	39,239.99	
1519745	193001108 AIRS TA	11/27/2018	300	10,587.94	
1519744	193001107 AIRS TA	11/27/2018	300	10,183.80	
1519748	193001111 AIRS DS	11/27/2018	300	2,575.00	
1519823	193001105	11/27/2018	300	2,265.00	
1519737	193001101	11/27/2018	300	1,286.25	
1519851	193001106	11/27/2018	300	1,094.00	
1519749	193001112 AIRS DS	11/27/2018	300	1,017.55	
1519778	193001104	11/27/2018	300	153.45	
1519775	193001103	11/27/2018	300		5,437.59
1520279	193001109 AIRS TA	11/28/2018	300	5,812,169.37	
1520270	193001103	11/28/2018	300	3,002,162.86	
1520281	193001111 AIRS DSI	11/28/2018	300	2,171,092.63	
1520283	193001112 AIRS DS	11/28/2018	300	1,054,245.65	
1520278	193001108 AIRS TA	11/28/2018	300	19,313.07	
1520285	193001114 AIRS DS	11/28/2018	300	12,609.82	
1520284	193001113 AIRS DS	11/28/2018	300	9,649.39	
1520277	193001107 AIRS TA	11/28/2018	300	8,355.60	
1520265	193001101	11/28/2018	300	5,812.86	
1520280	193001110 AIRS TA	11/28/2018	300	5,311.00	
1520268	193001102	11/28/2018	300	412.00	
1520383	Var Chgback corr 11	11/28/2018	300	280.00	
1520370	var chgbacks corr 11	11/28/2018	300	10.00	
1520271	193001105	11/28/2018	300		3,928.56
1520276	193001104	11/28/2018	300		24,000,000.00
1520406	193001115	11/28/2018	300		16,000,000.00
1520731	193001103	11/29/2018	300	17,986,849.73	
1520753	193001109 AIRS TA	11/29/2018	300	7,044,691.50	
1520754	193001110 AIRS DS	11/29/2018	300	3,762,503.19	
1520733	193001104	11/29/2018	300	111,025.39	
1520752	193001108 AIRS TA	11/29/2018	300	14,001.59	
1520751	193001107 AIRS TA	11/29/2018	300	6,959.70	
1520414	193001101	11/29/2018	300	2,777.75	
1520756	193001112 AIRS DS	11/29/2018	300	712.50	
1520757	193001113 AIRS DS	11/29/2018	300	54.88	
1520846	193001111 AIRS DS	11/29/2018	300	50.00	
1520730	193001102	11/29/2018	300	45.00	
1520735	193001105	11/29/2018	300		13,000,000.00
1520738	193001106	11/29/2018	300		2,991.27

Run Date: 1/2/2019
 Run Time: 8:52:21AM

Demand Account Activity

Start Date: 7/1/2018 End Date: 12/31/2018

Page: 232
 User: 0

Jnl. Entry	Ref #	Trx. Date	Ledger	Debit Amount	Credit Amount
1520843	193001115	11/29/2018	300		1,000,000.00
1521284	193001102	11/30/2018	300	4,212,934.83	
1521287	193001109 AIRS TA	11/30/2018	300	3,061,501.46	
1521288	193001110 AIRS DS	11/30/2018	300	2,333,436.16	
1521361	Back Out Journal Er	11/30/2018	300	226,061.29	
1521286	193001108 AIRS TA	11/30/2018	300	14,159.32	
1521289	19300111111 AIRS I	11/30/2018	300	6,215.39	
1521290	193001112 AIRS DS	11/30/2018	300	6,066.90	
1521285	193001107 AIRS TA	11/30/2018	300	4,616.70	
1521283	193001101	11/30/2018	300	2,939.59	
1521291	193001113 AIRS DS	11/30/2018	300	640.97	
1521347	193001101	11/30/2018	300		226,061.29
1521396	193001101	11/30/2018	300		226,061.29
1521300	193001103	11/30/2018	300		8,000,000.00
1521439	193001104	11/30/2018	300		55,000,000.00
1521494	193001202	12/3/2018	300	4,775,120.85	
1521493	193001201	12/3/2018	300	7,097.59	
1521750	193001203	12/3/2018	300		46,842.00
1522145	193001210 AIRS DS	12/4/2018	300	3,813,119.15	
1522142	193001202	12/4/2018	300	2,517,312.67	
1521901	192701205	12/4/2018	300	1,000,000.00	
1522146	193001211 AIRS DS	12/4/2018	300	37,506.15	
1522144	193001207 AIRS TA	12/4/2018	300	12,335.40	
1522147	193001212 AIRS DS	12/4/2018	300	2,805.88	
1522141	193001201	12/4/2018	300	1,441.80	
1522156	193001203	12/4/2018	300		3,410,317.61
1522160	193001204	12/4/2018	300		13,625.63
1522633	193001211 AIRS DS	12/5/2018	300	3,588,725.97	
1522631	193001210 AIRS DS	12/5/2018	300	2,421,301.67	
1522630	193001209 AIRS TA	12/5/2018	300	1,901,196.94	
1522619	193001203	12/5/2018	300	763,521.74	
1522635	193001213 AIRS DS	12/5/2018	300	58,049.25	
1522629	193001208 AIRS TA	12/5/2018	300	6,927.41	
1522627	193001207 AIRS TA	12/5/2018	300	6,870.60	
1522611	193001201	12/5/2018	300	3,643.50	
1522620	193001204	12/5/2018	300	375.00	
1522634	193001212 AIRS DS	12/5/2018	300	114.34	
1522621	193001205	12/5/2018	300	50.00	
1522618	193001202	12/5/2018	300	30.00	
1522644	193001206	12/5/2018	300		5,806.97
1523809	192701206	12/6/2018	300	11,000,000.00	
1522725	193001209 AIRS TA	12/6/2018	300	3,683,511.39	
1522726	193001210 AIRS DS	12/6/2018	300	2,814,893.22	
1522722	193001202	12/6/2018	300	1,021,031.13	
1522729	193001213 AIRS DS	12/6/2018	300	71,927.44	
1522723	193001207 AIRS TA	12/6/2018	300	48,873.00	
1522724	193001208 AIRS TA	12/6/2018	300	10,857.70	
1522728	193001212 AIRS DS	12/6/2018	300	8,816.33	
1522730	193001214 AIRS DS	12/6/2018	300	4,299.83	
1522721	193001201	12/6/2018	300	1,888.00	
1522727	193001211 AIRS DS	12/6/2018	300	425.00	
1522762	193001203	12/6/2018	300		84,304.41
1523794	Back Out Journal Er	12/6/2018	300		11,000,000.00
1523801	193001206	12/6/2018	300		10,000,000.00
1523855	193001202	12/7/2018	300	3,382,338.06	
1523860	193001210 AIRS DS	12/7/2018	300	2,179,319.55	

Run Date: 1/2/2019
 Run Time: 8:52:21AM

Demand Account Activity

Start Date: 7/1/2018 End Date: 12/31/2018

Page: 233
 User: 0

Jnl. Entry	Ref #	Trx. Date	Ledger	Debit Amount	Credit Amount
1523858	193001209 AIRS TA	12/7/2018	300	2,137,241.44	
1523863	193001213 AIRS DE	12/7/2018	300	26,663.48	
1523856	193001207 AIRS TA	12/7/2018	300	12,227.20	
1523857	193001208 AIRS TA	12/7/2018	300	10,378.84	
1523861	193001211 AIRS DE	12/7/2018	300	5,108.00	
1523854	193001201	12/7/2018	300	1,514.50	
1523862	193001212 AIRS DE	12/7/2018	300	1,133.42	
1523873	193001203	12/7/2018	300		13,639.78
1524663	193001203	12/10/2018	300	3,574,400.89	
1524680	193001208SRO AIR	12/10/2018	300	1,808,052.70	
1524670	193001207CHECK 1	12/10/2018	300	201,922.09	
1524665	193001205SRO AIR	12/10/2018	300	8,022.30	
1524682	193001210CASH OI	12/10/2018	300	5,012.55	
1524667	193001206CASH OI	12/10/2018	300	4,590.55	
1524661	193001201	12/10/2018	300	4,132.71	
1524683	193001211CHECK2	12/10/2018	300	2,266.87	
1524662	193001202	12/10/2018	300	600.00	
1524681	193001209OTHER /	12/10/2018	300	175.00	
1524664	193001204	12/10/2018	300		1,989.88
1525138	193001202	12/11/2018	300	7,557,713.35	
1525148	193001211CHECK 2	12/11/2018	300	3,255,022.33	
1525142	192701205	12/11/2018	300	3,000,000.00	
1525152	193001212SROAIR	12/11/2018	300	1,943,103.65	
1525151	193001210SRO AIR	12/11/2018	300	17,612.10	
1525049	193001201	12/11/2018	300	2,562.50	
1525156	193001215CHECK2	12/11/2018	300	2,137.14	
1525153	193001213OTHER /	12/11/2018	300	650.00	
1525154	193001214CASH OI	12/11/2018	300	516.92	
1525100	193001216FOREIGI	12/11/2018	300	15.00	
1525140	193001203	12/11/2018	300		28,775.39
1525208	193001202	12/12/2018	300	3,199,622.95	
1525212	193001206CHECK2	12/12/2018	300	2,364,406.93	
1525213	193001207SRO AIR	12/12/2018	300	2,008,950.84	
1525553	192701210	12/12/2018	300	2,000,000.00	
1525580	1915256	12/12/2018	300	489,613.41	
1525211	193001205	12/12/2018	300	11,950.44	
1525210	193001204SRO AIR	12/12/2018	300	5,349.30	
1525216	193001210CK21 AIF	12/12/2018	300	3,396.17	
1525205	193001201	12/12/2018	300	3,082.89	
1525215	193001209CASH OI	12/12/2018	300	340.75	
1525214	193001208OTHER /	12/12/2018	300	100.00	
1525209	193001203	12/12/2018	300		13,942.50
1525979	193001202	12/13/2018	300	9,687,370.13	
1525982	193001207CHECK2	12/13/2018	300	4,893,327.49	
1525983	193001208SRO AIR	12/13/2018	300	2,812,436.13	
1525987	193001210CHECK2	12/13/2018	300	60,514.65	
1525984	193001209OTHER /	12/13/2018	300	33,157.88	
1525980	193001205SRO AIR	12/13/2018	300	14,902.10	
1525985	193001210CASH OI	12/13/2018	300	7,411.01	
1525981	193001206CASH OI	12/13/2018	300	6,321.52	
1525978	192701201	12/13/2018	300	1,926.50	
1525989	193001211FOREIGI	12/13/2018	300	400.00	
1525991	193001203	12/13/2018	300	10.00	
1525992	192701208	12/13/2018	300		17,000,000.00
1525997	192701204	12/13/2018	300		7,476.15
1526025	193001230	12/13/2018	300		2,000,000.00

Run Date: 1/2/2019
 Run Time: 8:52:21AM

Demand Account Activity

Start Date: 7/1/2018 End Date: 12/31/2018

Page: 234
 User: 0

Jnl. Entry	Ref #	Trx. Date	Ledger	Debit Amount	Credit Amount
1526382	193001202	12/14/2018	300	5,601,770.15	
1526476	192701230	12/14/2018	300	4,000,000.00	
1526468	193001207SRO AIR	12/14/2018	300	1,963,426.71	
1526466	193001206CHECK2	12/14/2018	300	1,410,044.59	
1526474	193001210CHECK2	12/14/2018	300	6,744.08	
1526462	193001205CASH OI	12/14/2018	300	5,416.49	
1526461	193001204	12/14/2018	300	3,745.50	
1526473	193001209CASH OI	12/14/2018	300	2,145.79	
1526472	193001208OTHER /	12/14/2018	300	1,875.00	
1526380	193001201	12/14/2018	300	1,711.70	
1526344	192701202	12/14/2018	300		7,000,000.00
1526355	193001203	12/14/2018	300		14,141.20
1527049	192701215	12/17/2018	300	3,000,000.00	
1526981	193001209 AIRS TA	12/17/2018	300	2,440,915.42	
1526982	193001210 AIRS D€	12/17/2018	300	1,850,287.77	
1526916	193001202	12/17/2018	300	1,773,094.95	
1526985	193001212 AIRS D€	12/17/2018	300	12,138.39	
1526923	193001207 AIRS TA	12/17/2018	300	8,174.10	
1526915	193001201	12/17/2018	300	5,498.74	
1526980	193001208 AIRS TA	12/17/2018	300	4,101.23	
1526984	193001211 AIRS D€	12/17/2018	300	875.00	
1526998	193001213 AIRS D€	12/17/2018	300	668.31	
1526917	193001203	12/17/2018	300		10,000,000.00
1526922	193001204	12/17/2018	300		2,369.94
1527480	Back Out Journal Er	12/18/2018	300	72,000,000.00	
1527424	193001203	12/18/2018	300	6,863,586.94	
1527460	193001209 AIRS TA	12/18/2018	300	3,535,306.07	
1527462	193001210 AIRS D€	12/18/2018	300	1,702,659.99	
1527436	193001207 AIRS TA	12/18/2018	300	35,907.30	
1527465	193001213 AIRS D€	12/18/2018	300	19,859.77	
1527463	193001211 AIRS D€	12/18/2018	300	8,852.56	
1527458	193001208 AIRS TA	12/18/2018	300	7,864.49	
1527464	193001211 AIRS D€	12/18/2018	300	2,661.16	
1527505	Correct Journal Entr	12/18/2018	300	1,959.77	
1527406	193001201	12/18/2018	300	1,346.00	
1527422	193001202	12/18/2018	300	550.00	
1527466	193001214 AIRS D€	12/18/2018	300	81.25	
1527425	193001204	12/18/2018	300		2,069.29
1527515	Back Out Journal Er	12/18/2018	300		19,859.77
1527517	193001206	12/18/2018	300		72,000,000.00
1527516	Correct Journal Entr	12/18/2018	300		5,000,000.00
1527518	193001215	12/18/2018	300		15,000,000.00
1527843	193001202	12/19/2018	300	6,007,018.25	
1527866	193001209 AIRS TA	12/19/2018	300	3,216,648.66	
1527869	193001210 AIRS D€	12/19/2018	300	2,352,869.32	
1527861	193001207 AIRS TA	12/19/2018	300	5,877.30	
1527865	193001208 AIRS TA	12/19/2018	300	4,598.92	
1527841	193001201	12/19/2018	300	2,465.02	
1527872	193001212 AIRS D€	12/19/2018	300	783.28	
1527903	193001213 AIRS D€	12/19/2018	300	667.39	
1527871	193001211 AIRS D€	12/19/2018	300	425.00	
1527904	193001212 AIRS D€	12/19/2018	300	15.00	
1527857	193001203	12/19/2018	300		7,000,000.00
1527919	193001204	12/19/2018	300		8,964.52
1528003	193001206	12/19/2018	300		114,000,000.00
1529304	193001209 AIRS TA	12/20/2018	300	7,453,899.96	

Run Date: 1/2/2019
 Run Time: 8:52:21AM

Demand Account Activity

Start Date: 7/1/2018 End Date: 12/31/2018

Page: 235
 User: 0

Jnl. Entry	Ref #	Trx. Date	Ledger	Debit Amount	Credit Amount
1529306	193001210 AIRS D€	12/20/2018	300	2,793,202.97	
1529413	192701209	12/20/2018	300	1,000,000.00	
1529260	193001203	12/20/2018	300	658,734.67	
1529300	193001207 AIRS TA	12/20/2018	300	6,768.30	
1529310	193001213 AIRS D€	12/20/2018	300	4,483.43	
1529303	193001208 AIRS TA	12/20/2018	300	3,485.12	
1529254	193001201	12/20/2018	300	2,580.90	
1529258	193001202	12/20/2018	300	2,145.00	
1529309	193001212 AIRS D€	12/20/2018	300	1,068.26	
1529311	193001214 AIRS D€	12/20/2018	300	810.19	
1529307	193001211 AIRS D€	12/20/2018	300	100.00	
1529262	193001204	12/20/2018	300		67,000,000.00
1529292	193001205	12/20/2018	300		55,427.15
1529458	193001209 AIRS TA	12/21/2018	300	5,711,921.15	
1529455	193001202	12/21/2018	300	4,425,313.53	
1529459	193001210 AIRS D€	12/21/2018	300	1,831,382.60	
1529711	193001213 AIRS D€	12/21/2018	300	47,113.72	
1529456	193001207 ACH TA	12/21/2018	300	5,101.80	
1529457	193001208 AIRS TA	12/21/2018	300	4,998.66	
1529454	193001201	12/21/2018	300	2,828.25	
1529461	193001212 AIRS D€	12/21/2018	300	2,255.04	
1529460	193001211 AIRS D€	12/21/2018	300	1,225.00	
1529797	193001203	12/21/2018	300		3,403.73
1529800	193001206	12/21/2018	300		21,000,000.00
1529994	192701208	12/26/2018	300	20,000,000.00	
1530059	193001203	12/26/2018	300	6,827,216.03	
1530069	193001206CHECK2	12/26/2018	300	3,826,542.94	
1530070	193001207SRO AIR	12/26/2018	300	2,154,300.60	
1530074	193001210CHECK2	12/26/2018	300	76,041.02	
1530073	193001209CASH OI	12/26/2018	300	25,033.88	
1530066	193001205CASH OI	12/26/2018	300	6,855.82	
1530063	193001204SRO AIR	12/26/2018	300	6,402.00	
1530053	193001201	12/26/2018	300	5,650.89	
1530056	193001202	12/26/2018	300	1,200.00	
1530072	193001208OTHER /	12/26/2018	300	50.00	
1530075	193001211FOREIGI	12/26/2018	300	24.50	
1530076	193001212	12/26/2018	300		7,016.48
1530083	192701230	12/26/2018	300		2,000,000.00
1530723	193001209 AIRS TA	12/27/2018	300	4,323,545.36	
1530725	193001210 AIRS D€	12/27/2018	300	2,307,496.09	
1530802	192701206	12/27/2018	300	2,000,000.00	
1530708	193001203	12/27/2018	300	1,482,787.51	
1530721	193001208 AIRS TA	12/27/2018	300	10,667.81	
1530711	193001207 AIRS TA	12/27/2018	300	9,870.30	
1530729	193001212 AIRS D€	12/27/2018	300	5,258.30	
1530727	193001211 AIRS D€	12/27/2018	300	2,760.00	
1530706	193001201	12/27/2018	300	1,506.00	
1530707	193001202	12/27/2018	300	10.00	
1530771	193001204	12/27/2018	300		63,849.00
1530776	193001205	12/27/2018	300		10,000,000.00
1531133	193001209 AIRS TA	12/28/2018	300	5,523,909.48	
1531134	193001210 AIRS D€	12/28/2018	300	2,266,594.18	
1531130	193001203	12/28/2018	300	1,651,660.82	
1531131	193001207 AIRS TA	12/28/2018	300	20,496.30	
1531132	193001208 AIRS TA	12/28/2018	300	19,709.27	
1531136	193001212 AIRS D€	12/28/2018	300	2,118.00	

Run Date: 1/2/2019
 Run Time: 8:52:21AM

Demand Account Activity

Start Date: 7/1/2018 End Date: 12/31/2018

Page: 236
 User: 0

Jnl. Entry	Ref #	Trx. Date	Ledger	Debit Amount	Credit Amount	
1531128	193001201	12/28/2018	300	1,356.52		
1531135	193001211 AIRS DE	12/28/2018	300	925.00		
1531129	193001202	12/28/2018	300	66.00		
1531137	193001213 AIRS DE	12/28/2018	300	50.00		
1531143	193001204	12/28/2018	300		200.00	
1531153	193001205	12/28/2018	300		15,000,000.00	
1531237	193001206	12/28/2018	300		1,000,000.00	
1531458	193001209 AIRS TA	12/31/2018	300	19,677,290.89		
1531462	192701207	12/31/2018	300	8,000,000.00		
1531445	193001203	12/31/2018	300	4,139,544.04		
1531459	193001210 AIRS DE	12/31/2018	300	3,164,225.52		
1531460	193001211 AIRS DE	12/31/2018	300	910,562.84		
1531457	193001208 AIRS TA	12/31/2018	300	15,043.94		
1531455	193001207 AIRS TA	12/31/2018	300	9,329.10		
1531436	193001201	12/31/2018	300	5,094.75		
1531461	193001212 AIRS DE	12/31/2018	300	3,024.44		
1531463	193001213 AIRS DE	12/31/2018	300	670.17		
1531444	193001202	12/31/2018	300	199.13		
1531415	192701208	12/31/2018	300		2,836,158.27	
1531446	193001204	12/31/2018	300		6,453.00	
1531452	192701220	12/31/2018	300		8,000,000.00	
Totals for:	300 - Simmons Pine Bluff			Count: 1,532	2,114,180,929.52	2,327,042,161.69

Run Date: 1/2/2019
Run Time: 8:52:21AM

Demand Account Activity

Start Date: 7/1/2018 End Date: 12/31/2018

Page: 237
User: 0

<u>Jnl. Entry</u>	<u>Ref #</u>	<u>Trx. Date</u>	<u>Ledger</u>	<u>Debit Amount</u>	<u>Credit Amount</u>	
<u>310 - First Security Bank</u>						
1466255	1900601	7/11/2018	310	4.82		
1478100	1903515	8/9/2018	310	5.32		
1491283	1906775	9/14/2018	310	5.16		
1502193	1909405	10/10/2018	310	4.66		
1514429	1912442	11/13/2018	310	6.12		
1525562	1915253	12/12/2018	310	6.87		
Totals for: 310 - First Security Bank				Count: 6	32.95	0.00

Run Date: 1/2/2019
 Run Time: 8:52:21AM

Demand Account Activity

Start Date: 7/1/2018 End Date: 12/31/2018

Page: 238
 User: 0

Jnl. Entry	Ref #	Trx. Date	Ledger	Debit Amount	Credit Amount
398 - BAML-Safekeeping					
1463011	194300701	7/3/2018	398	126,585,395.69	
1463514	194350702	7/3/2018	398	49,980,833.33	
1463003	194350701	7/3/2018	398	23,152,533.73	
1463012	194060701	7/3/2018	398	1,000,000.00	
1463531	1900041	7/3/2018	398	63,604.31	
1463533	1900043	7/3/2018	398	19,166.67	
1463014	194060702	7/3/2018	398	14,940.04	
1463530	1900040	7/3/2018	398	10,000.00	
1463532	1900042	7/3/2018	398	8,466.27	
1463512	192700706	7/3/2018	398	3,208.26	
1463528	1900038	7/3/2018	398	1,965.17	
1463529	1900039	7/3/2018	398	1.38	
1463004	193980701	7/3/2018	398		23,156,657.31
1463006	193980702	7/3/2018	398		4,342.69
1463010	193980703	7/3/2018	398		56,724,183.33
1463013	193980704	7/3/2018	398		70,936,723.26
1463015	193980705	7/3/2018	398		15,000.00
1463515	1939870706	7/3/2018	398		50,003,208.26
1463848	193980701	7/5/2018	398	37,599,851.69	
1463863	192700715	7/5/2018	398	18,872,277.78	
1463865	1900080	7/5/2018	398	1,805.62	
1463847	192700704	7/5/2018	398		3,142.52
1463849	193980702	7/5/2018	398		37,598,514.79
1463871	193980703	7/5/2018	398		18,872,277.78
1464911	193980701	7/6/2018	398	94,325,771.66	
1464916	193980703	7/6/2018	398	7,499,411.11	
1464923	1900206	7/6/2018	398	74,228.34	
1464920	1900205	7/6/2018	398	588.89	
1464905	192700705	7/6/2018	398		3,281.25
1464902	192700704	7/6/2018	398		7,564,605.56
1464913	193980702	7/6/2018	398		86,835,394.44
1464918	193980704	7/6/2018	398		7,496,718.75
1465013	192700703	7/9/2018	398	22,845,388.89	
1465300	194350701	7/9/2018	398	1,299,682.22	
1464996	1900272	7/9/2018	398	317.78	
1465299	193980703	7/9/2018	398		1,299,920.19
1465014	193980701	7/9/2018	398		22,845,388.89
1465016	193980702	7/9/2018	398		79.81
1465781	194300701	7/10/2018	398	49,710,697.50	
1465772	194350701	7/10/2018	398	26,288,739.63	
1465469	1900388	7/10/2018	398	39,302.50	
1465758	1900389	7/10/2018	398	11,260.37	
1465757	193980701	7/10/2018	398		1,607.22
1465793	193980702	7/10/2018	398		49,750,000.00
1465775	193980702	7/10/2018	398		26,298,392.78
1466323	192700706	7/11/2018	398	36,140,822.22	
1465955	194350701	7/11/2018	398	26,298,392.78	
1466237	1900596	7/11/2018	398	1,607.22	
1465957	193980702	7/11/2018	398		24,991,462.42
1465952	193980701	7/11/2018	398		1,308,537.58
1466324	Back Out Journal Er	7/11/2018	398		36,140,822.22
1466416	1927004	7/12/2018	398	37,498,748.54	
1466773	1900799	7/12/2018	398	13,251.46	
1466413	1927002	7/12/2018	398		15,673.67
1466415	1827003	7/12/2018	398		37,496,326.33

Run Date: 1/2/2019
 Run Time: 8:52:21AM

Demand Account Activity

Start Date: 7/1/2018 End Date: 12/31/2018

Page: 239
 User: 0

Jnl. Entry	Ref #	Trx. Date	Ledger	Debit Amount	Credit Amount
1467192	194300701	7/13/2018	398	45,699,310.00	
1467203	194350701	7/13/2018	398	10,008,561.75	
1467273	1900907	7/13/2018	398	12,159.72	
1467208	1900846	7/13/2018	398	3,438.25	
1467204	193980704	7/13/2018	398		10,010,512.38
1467193	193980701	7/13/2018	398		46,000,000.00
1467200	193980702	7/13/2018	398		1,487.62
1467828	1927004	7/16/2018	398	21,973,600.00	
1467884	18270015	7/16/2018	398	17,881,926.18	
1467825	1927002	7/16/2018	398	2,495,500.00	
1467898	Correct #1900907	7/16/2018	398	288,530.28	
1467834	1827013	7/16/2018	398	189,110.11	
1467846	1901001	7/16/2018	398	26,400.00	
1467839	1901002	7/16/2018	398	4,500.00	
1467867	19270014	7/16/2018	398		39,881,926.18
1467824	1927001	7/16/2018	398		2,500,000.00
1467832	192700612	7/16/2018	398		189,110.11
1468351	182700717	7/17/2018	398	1,937,325.00	
1468355	182700718	7/17/2018	398		1,937,325.00
1469034	182700711	7/18/2018	398	22,953,266.66	
1469094	182700713	7/18/2018	398	20,644,890.53	
1469068	1901271	7/18/2018	398	47,109.47	
1469072	1901272	7/18/2018	398	46,733.34	
1469033	192700710	7/18/2018	398		23,000,000.00
1469095	192700714	7/18/2018	398		20,684,585.37
1469096	192700715	7/18/2018	398		7,414.63
1470389	182700725	7/19/2018	398	41,589,208.70	
1470379	192700720	7/19/2018	398	2,695,212.00	
1470255	1901400	7/19/2018	398	18,791.30	
1470384	182700721	7/19/2018	398		17,798.98
1470386	182700722	7/19/2018	398		41,590,201.02
1470387	182700723	7/19/2018	398		2,695,212.00
1470881	192700705	7/20/2018	398	92,430,730.56	
1470897	193980702	7/20/2018	398	11,381,000.00	
1470899	193980704	7/20/2018	398	5,427,624.38	
1470904	192700712	7/20/2018	398	1,000,000.00	
1470906	1901647	7/20/2018	398	19,000.00	
1470907	1901648	7/20/2018	398	2,375.62	
1470901	193980705	7/20/2018	398		5,399,010.00
1470896	193980701	7/20/2018	398		93,430,730.56
1470898	193980703	7/20/2018	398		11,390,737.50
1470880	192700703	7/20/2018	398		30,990.00
1470894	192700706	7/20/2018	398		9,262.50
1471302	192700712	7/23/2018	398	143,702,636.94	
1471306	183980704	7/23/2018	398	10,092,691.11	
1471251	1901728	7/23/2018	398	7,308.89	
1471304	193980702	7/23/2018	398		143,702,636.94
1471300	192700706	7/23/2018	398		1,851.67
1471303	193980701	7/23/2018	398		10,098,148.33
1471790	192700704	7/24/2018	398	35,521,958.33	
1471795	193980703	7/24/2018	398	20,684,585.37	
1471767	1901862	7/24/2018	398	7,414.63	
1471794	193980702	7/24/2018	398		20,690,735.49
1471792	192700706	7/24/2018	398		1,264.51
1471793	193980701	7/24/2018	398		35,521,958.33
1472216	192700713	7/25/2018	398	65,217,571.61	

Run Date: 1/2/2019
 Run Time: 8:52:21AM

Demand Account Activity

Start Date: 7/1/2018 End Date: 12/31/2018

Page: 240
 User: 0

Jnl. Entry	Ref #	Trx. Date	Ledger	Debit Amount	Credit Amount
1472222	193980704	7/25/2018	398	20,690,735.49	
1472218	193980701	7/25/2018	398	7,379,488.11	
1472220	193980702	7/25/2018	398	269,564.59	
1472170	1901948	7/25/2018	398	1,264.51	
1472165	192700705	7/25/2018	398		269,564.59
1472221	193980703	7/25/2018	398		72,597,059.72
1472213	192700706	7/25/2018	398		1,218,456.04
1472224	193980705	7/25/2018	398		19,473,543.96
1472662	193980703	7/26/2018	398	51,688,349.35	
1472617	192700703	7/26/2018	398	20,864,583.33	
1472658	193980702	7/26/2018	398	3,992,471.11	
1472724	1902151	7/26/2018	398	19,650.65	
1472726	1902152	7/26/2018	398	7,528.89	
1472664	193980704	7/26/2018	398		51,685,637.41
1472657	193980701	7/26/2018	398		24,864,583.33
1472661	192700705	7/26/2018	398		22,362.59
1473234	193980705	7/27/2018	398	82,337,250.00	
1473231	193980703	7/27/2018	398	14,971,000.00	
1473229	193980702	7/27/2018	398	7,485,000.00	
1473197	1902322	7/27/2018	398	162,750.00	
1473198	1902323	7/27/2018	398	29,000.00	
1473199	1902324	7/27/2018	398	15,000.00	
1473224	192700704	7/27/2018	398		33,291.67
1473225	192700705	7/27/2018	398		15,043.61
1473226	192700706	7/27/2018	398		82,500,000.00
1473228	193980701	7/27/2018	398		7,484,956.39
1473232	193980704	7/27/2018	398		14,966,708.33
1473929	194300701	7/31/2018	398	84,896,750.00	
1473956	1902454	7/31/2018	398	103,250.00	
1473926	193980701	7/31/2018	398		85,000,000.00
1474713	194300801	8/1/2018	398	194,548,791.68	
1474717	193980803	8/1/2018	398	14,643,590.62	
1474742	1902642	8/1/2018	398	451,208.32	
1474714	194060801	8/1/2018	398	19,923.37	
1474743	1902643	8/1/2018	398	6,409.38	
1474741	1902641	8/1/2018	398	1,944.96	
1474715	193980802	8/1/2018	398		53,046,721.10
1474725	192700806	8/1/2018	398		895.28
1474712	193980801	8/1/2018	398		141,975,147.23
1474719	193980804	8/1/2018	398		14,649,104.72
1475902	194350801	8/2/2018	398	66,334,742.13	
1475887	194330801	8/2/2018	398	11,390,737.50	
1475925	1902766	8/2/2018	398	23,257.87	
1475926	1902767	8/2/2018	398	9,262.50	
1475909	193980802	8/2/2018	398		66,329,613.52
1475911	193980803	8/2/2018	398		28,386.48
1475883	193980801	8/2/2018	398		11,400,000.00
1476260	192700802	8/3/2018	398	11,992,500.00	
1476261	193980801	8/3/2018	398		11,992,500.00
1477076	182700803	8/7/2018	398	24,948,333.33	
1477075	192700802	8/7/2018	398		24,948,333.33
1477579	192700811	8/8/2018	398	4,985,708.33	
1477543	1903287	8/8/2018	398	14,291.67	
1477581	192700812	8/8/2018	398		4,997,861.11
1477583	192700815	8/8/2018	398		2,138.89
1478072	192700810	8/9/2018	398	71,313,738.52	

Run Date: 1/2/2019
 Run Time: 8:52:21AM

Demand Account Activity

Start Date: 7/1/2018 End Date: 12/31/2018

Page: 241
 User: 0

Jnl. Entry	Ref #	Trx. Date	Ledger	Debit Amount	Credit Amount
1477987	1903387	8/9/2018	398	44,261.48	
1478075	192700811	8/9/2018	398		71,296,037.36
1478034	192700808	8/9/2018	398		61,962.64
1478461	193980803	8/10/2018	398	149,571,250.01	
1478456	193980801	8/10/2018	398	61,914,292.92	
1478423	1903574	8/10/2018	398	428,749.99	
1478424	1903575	8/10/2018	398	3,707.08	
1478449	192700805	8/10/2018	398		1,101,552.28
1478450	192700810	8/10/2018	398		150,000,000.00
1478460	193980802	8/10/2018	398		60,816,447.72
1478893	193980801	8/13/2018	398	11,992,500.00	
1478885	1903705	8/13/2018	398	7,500.00	
1478892	192700802	8/13/2018	398		12,000,000.00
1479842	193980803	8/15/2018	398	17,527,806.38	
1479841	193980802	8/15/2018	398	4,997,861.11	
1479843	193980804	8/15/2018	398	107,821.45	
1479807	1904021	8/15/2018	398	2,138.89	
1479838	192700812	8/15/2018	398		17,527,806.38
1479839	192700813	8/15/2018	398		107,821.45
1479840	193980801	8/15/2018	398		4,998,690.58
1479833	192700805	8/15/2018	398		1,309.42
1481120	192700803	8/16/2018	398	81,265,860.04	
1481126	193980802	8/16/2018	398	2,695,212.00	
1481125	193980801	8/16/2018	398	60,483.43	
1481102	1904135	8/16/2018	398	4,788.00	
1481147	193980803	8/16/2018	398		81,326,343.47
1481124	192700805	8/16/2018	398		2,700,000.00
1481541	192700805	8/17/2018	398	62,853,000.00	
1481582	193980803	8/17/2018	398	58,675,932.23	
1481603	1904363	8/17/2018	398	24,067.77	
1481575	193980802	8/17/2018	398		58,676,205.74
1481573	193980801	8/17/2018	398		62,853,000.00
1481578	193980803	8/17/2018	398		23,794.26
1482071	192700804	8/20/2018	398	33,512,640.00	
1482057	192700803	8/20/2018	398	11,988,250.01	
1482074	194350801	8/20/2018	398	5,923,963.12	
1482060	1904424	8/20/2018	398	1,036.88	
1482068	193980803	8/20/2018	398		4,692.88
1482077	193980803	8/20/2018	398		33,512,640.00
1482065	193980801	8/20/2018	398		11,988,250.01
1482066	193980802	8/20/2018	398		5,920,307.12
1482508	192700802	8/21/2018	398	2,967,463.33	
1482530	1939802801	8/21/2018	398		2,967,463.33
1483051	192700804	8/22/2018	398	20,514,273.00	
1483050	193980803	8/22/2018	398	2,299,020.58	
1482620	1904654	8/22/2018	398	979.42	
1483055	193980804	8/22/2018	398		20,514,273.00
1483049	193980802	8/22/2018	398		2,294,326.67
1483035	193980801	8/22/2018	398		5,673.33
1483424	192700802	8/23/2018	398	2,553,856.00	
1483428	193980801	8/23/2018	398		2,553,856.00
1483856	194350801	8/24/2018	398	52,752,242.61	
1483847	192700805	8/24/2018	398	3,894,072.00	
1483816	1904921	8/24/2018	398	22,757.39	
1483851	193980801	8/24/2018	398		52,771,215.90
1483842	192700803	8/24/2018	398		3,784.10

Run Date: 1/2/2019
 Run Time: 8:52:21AM

Demand Account Activity

Start Date: 7/1/2018 End Date: 12/31/2018

Page: 242
 User: 0

Jnl. Entry	Ref #	Trx. Date	Ledger	Debit Amount	Credit Amount
1483858	193980802	8/24/2018	398		3,894,072.00
1484312	192700810	8/27/2018	398	7,484,956.39	
1484337	192700816	8/27/2018	398	6,629,772.05	
1484314	192700811	8/27/2018	398	2,024,125.87	
1484321	182700814	8/27/2018	398	235,114.23	
1484317	1905088	8/27/2018	398	15,043.61	
1484319	1905089	8/27/2018	398	874.13	
1484316	192700812	8/27/2018	398		2,025,000.00
1484309	182700809	8/27/2018	398		7,485,500.00
1484323	192700815	8/27/2018	398		6,629,772.05
1484296	192700808	8/27/2018	398		14,500.00
1484318	192700813	8/27/2018	398		235,114.23
1485267	192700812	8/29/2018	398	998,147.22	
1485269	192700814	8/29/2018	398		998,147.22
1486437	192700810	8/30/2018	398	15,971,800.00	
1486432	192700802	8/30/2018	398	14,966,708.33	
1486404	1905456	8/30/2018	398	33,291.67	
1486379	192700801	8/30/2018	398		27,066.67
1486433	192700803	8/30/2018	398		14,972,933.33
1486436	192700809	8/30/2018	398		15,971,800.00
1486979	192700815	8/31/2018	398	48,848,999.48	
1486990	Correct Journal Entr	8/31/2018	398	48,848,999.47	
1486876	192700809	8/31/2018	398	46,620,739.72	
1486905	1905631	8/31/2018	398	21,000.53	
1486978	192700814	8/31/2018	398		20,905.50
1486980	192700816	8/31/2018	398		48,849,094.50
1486878	1927008100	8/31/2018	398		46,620,739.72
1486982	Back Out Journal Er	8/31/2018	398		48,848,999.48
1487264	193980901	9/4/2018	398	11,988,250.01	
1487268	193980903	9/4/2018	398	8,773,886.25	
1487250	1905738	9/4/2018	398	26,113.75	
1487248	1905737	9/4/2018	398	11,749.99	
1487286	193980904	9/4/2018	398	9,957.53	
1487295	1905771	9/4/2018	398	1,861.64	
1487261	192700904	9/4/2018	398		12,000,000.00
1487263	192700906	9/4/2018	398		19,829.83
1487273	192700907	9/4/2018	398		11,819.17
1487305	Correct Journal Entr	9/4/2018	398		8,780,170.17
1487586	193980903	9/5/2018	398	4,582,888.00	
1487575	193980902	9/5/2018	398	3,657,531.50	
1487588	1905786	9/5/2018	398	17,468.50	
1487323	1905785	9/5/2018	398	17,112.00	
1487572	192700904	9/5/2018	398		4,499.83
1487574	193980901	9/5/2018	398		3,670,500.17
1487601	193980904	9/5/2018	398		4,595,745.12
1487603	192700912	9/5/2018	398		4,254.88
1488057	193980904	9/6/2018	398	53,046,721.10	
1488029	192700906	9/6/2018	398	24,896,813.00	
1488033	193980902	9/6/2018	398	4,591,771.11	
1487985	1905915	9/6/2018	398	8,228.89	
1488058	193980905	9/6/2018	398		52,569,729.49
1488017	193980901	9/6/2018	398		2,247,100.00
1488026	192700904	9/6/2018	398		2,352,900.00
1488034	193980903	9/6/2018	398		24,896,813.00
1488035	192700913	9/6/2018	398		476,991.61
1488438	193980904	9/7/2018	398	131,366,384.16	

Run Date: 1/2/2019
 Run Time: 8:52:21AM

Demand Account Activity

Start Date: 7/1/2018 End Date: 12/31/2018

Page: 243
 User: 0

Jnl. Entry	Ref #	Trx. Date	Ledger	Debit Amount	Credit Amount
1488430	193980901	9/7/2018	398	48,849,094.50	
1488425	192700905	9/7/2018	398	12,334,878.10	
1488419	1906066	9/7/2018	398	583,615.84	
1488413	1906065	9/7/2018	398	20,905.50	
1488427	192700906	9/7/2018	398		131,950,000.00
1488424	192700904	9/7/2018	398		23,215.83
1488436	193980902	9/7/2018	398		48,846,784.17
1488437	193980903	9/7/2018	398		12,334,878.10
1488652	194350901	9/10/2018	398	9,630,158.82	
1488912	1906272	9/10/2018	398	19,841.18	
1488661	193980902	9/10/2018	398		4,128.06
1488649	193980901	9/10/2018	398		9,645,871.94
1489295	194350901	9/11/2018	398	6,113,439.52	
1489347	1906398	9/11/2018	398	2,560.48	
1489296	193980901	9/11/2018	398		6,113,383.71
1489298	193980902	9/11/2018	398		2,616.29
1489925	1939870901	9/13/2018	398	6,128,680.00	
1489944	194300901	9/13/2018	398	6,128,680.00	
1489902	1906671	9/13/2018	398	21,320.00	
1489926	193980902	9/13/2018	398		6,150,000.00
1490019	Back Out Journal Er	9/13/2018	398		6,128,680.00
1491333	194300901	9/14/2018	398	196,823,807.20	
1491338	194350901	9/14/2018	398	45,950,335.06	
1491380	1906855	9/14/2018	398	1,135,192.80	
1491377	1906856	9/14/2018	398	19,664.94	
1491331	193980902	9/14/2018	398		20,577.16
1491335	193980903	9/14/2018	398		45,949,422.84
1491327	193980901	9/14/2018	398		197,959,000.00
1491771	192700909	9/17/2018	398	20,064,001.01	
1491787	192700918	9/17/2018	398	14,615,305.27	
1491773	192700911	9/17/2018	398	3,894,072.00	
1491769	192700907	9/17/2018	398	165,702.73	
1491855	1907085	9/17/2018	398	34,694.73	
1491863	1907086	9/17/2018	398	5,928.00	
1491768	192700906	9/17/2018	398		165,702.73
1491770	192700908	9/17/2018	398		20,064,001.01
1491772	192700910	9/17/2018	398		3,900,000.00
1491775	192700916	9/17/2018	398		3,597.39
1491789	192700919	9/17/2018	398		14,646,402.61
1492229	192700909	9/18/2018	398	6,113,383.71	
1492186	1907133	9/18/2018	398	2,616.29	
1492210	192700908	9/18/2018	398		6,115,593.53
1492230	192700910	9/18/2018	398		406.47
1492705	192700915	9/19/2018	398	2,816,820.03	
1492684	1907286	9/19/2018	398	179.97	
1492693	092700913	9/19/2018	398		620.35
1492708	192700916	9/19/2018	398		2,816,379.65
1493161	194320901	9/20/2018	398	3,031,639.00	
1493158	1907475	9/20/2018	398	18,361.00	
1493159	193980901	9/20/2018	398		3,048,830.83
1493162	193980902	9/20/2018	398		1,169.17
1493898	192700901	9/21/2018	398	62,853,000.00	
1494007	192700927	9/21/2018	398	57,797,767.56	
1493971	1907582	9/21/2018	398	147,000.00	
1493967	1907581	9/21/2018	398	22,232.44	
1493969	192700916	9/21/2018	398		63,000,000.00

Run Date: 1/2/2019
 Run Time: 8:52:21AM

Demand Account Activity

Start Date: 7/1/2018 End Date: 12/31/2018

Page: 244
 User: 0

Jnl. Entry	Ref #	Trx. Date	Ledger	Debit Amount	Credit Amount
1493982	192700925	9/21/2018	398		23,435.07
1494005	192700926	9/21/2018	398		57,796,564.93
1494717	193980902	9/24/2018	398	47,703,353.42	
1494718	193980903	9/24/2018	398	22,901,387.50	
1494721	193980906	9/24/2018	398	15,962,982.46	
1494759	1907803	9/24/2018	398	281,646.58	
1494754	1907801	9/24/2018	398	98,612.50	
1494757	1907802	9/24/2018	398	12,017.54	
1494714	192700911	9/24/2018	398	1,062.75	
1494710	192700904	9/24/2018	398		23,205.00
1494711	192700905	9/24/2018	398		14,917,257.50
1494716	193980901	9/24/2018	398		47,961,795.00
1494719	193980904	9/24/2018	398		8,082,742.50
1494720	193980905	9/24/2018	398		15,976,062.75
1495302	192700906	9/25/2018	398	127,476,415.23	
1495303	193980904	9/25/2018	398	79,786,666.67	
1495299	193980903	9/25/2018	398	7,628,011.22	
1495305	193980906	9/25/2018	398	6,790,078.51	
1495399	1907950	9/25/2018	398	213,333.33	
1495292	193980901	9/25/2018	398	212,838.86	
1495400	1907951	9/25/2018	398	21,988.78	
1495290	192700903	9/25/2018	398		212,838.86
1495293	193980902	9/25/2018	398		6,469,310.42
1495301	192700905	9/25/2018	398		1,180,689.58
1495304	193980905	9/25/2018	398		214,266,493.74
1496670	192700913	9/26/2018	398	204,416,580.00	
1496692	193980908	9/26/2018	398	80,839,076.10	
1496687	193980905	9/26/2018	398	19,820,378.10	
1496671	193980901	9/26/2018	398	5,143,549.11	
1496668	192700912	9/26/2018	398	3,798,057.49	
1496683	193980903	9/26/2018	398	3,048,830.83	
1496609	1908011	9/26/2018	398	191,923.90	
1496626	1908014	9/26/2018	398	29,621.90	
1496624	1908013	9/26/2018	398	6,450.89	
1496621	1908012	9/26/2018	398	1,169.17	
1496666	192700906	9/26/2018	398		10,122.50
1496667	192700911	9/26/2018	398		6,684.58
1496680	193980902	9/26/2018	398		5,139,877.50
1496684	193980904	9/26/2018	398		3,043,315.42
1496688	193980906	9/26/2018	398		23,648,057.49
1496690	193980907	9/26/2018	398		285,447,580.00
1497745	192700904	9/27/2018	398	157,287,250.00	
1497795	193980903	9/27/2018	398	19,515,421.80	
1497732	193980902	9/27/2018	398	14,972,933.33	
1497798	193980906	9/27/2018	398	3,304,872.15	
1497872	1908198	9/27/2018	398	28,578.20	
1497873	1908199	9/27/2018	398	27,066.67	
1497871	1908197	9/27/2018	398	5,127.85	
1497730	192700903	9/27/2018	398		30,333.33
1497731	193980901	9/27/2018	398		14,969,666.67
1497794	192700906	9/27/2018	398		1,103.33
1497796	193980904	9/27/2018	398		176,831,250.00
1497797	193980905	9/27/2018	398		3,308,896.67
1498681	194300901	9/28/2018	398	392,478,039.27	
1498686	194350901	9/28/2018	398	59,121,029.55	
1498672	1908361	9/28/2018	398	2,221,960.73	

Run Date: 1/2/2019
 Run Time: 8:52:21AM

Demand Account Activity

Start Date: 7/1/2018 End Date: 12/31/2018

Page: 245
 User: 0

Jnl. Entry	Ref #	Trx. Date	Ledger	Debit Amount	Credit Amount
1498677	1908363	9/28/2018	398	34,970.45	
1498662	193980901	9/28/2018	398		253,493,689.44
1498685	193980902	9/28/2018	398		141,206,310.56
1498687	193980903	9/28/2018	398		59,139,016.32
1498690	193980904	9/28/2018	398		16,983.68
1499381	192701004	10/1/2018	398	72,165,658.20	
1499421	194301001	10/1/2018	398	50,858,941.67	
1499380	194351001	10/1/2018	398	16,396,336.67	
1499422	194061001	10/1/2018	398	1,264,940.86	
1499399	1908488	10/1/2018	398	141,058.33	
1499414	1908498	10/1/2018	398	11,966.22	
1499400	1908489	10/1/2018	398	3,663.33	
1499345	193981001	10/1/2018	398		20,685.15
1499379	193981002	10/1/2018	398		16,379,314.85
1499420	193981003	10/1/2018	398		124,442,565.28
1499713	194351001	10/2/2018	398	44,203,901.74	
1499711	194301001	10/2/2018	398	12,316,644.44	
1499784	1908623	10/2/2018	398	83,355.56	
1499782	1908622	10/2/2018	398	12,098.26	
1499697	193981001	10/2/2018	398		12,400,000.00
1499710	193981002	10/2/2018	398		3,070.56
1499714	193981003	10/2/2018	398		44,212,929.44
1500287	Correct Journal Entr	10/3/2018	398	98,584,612.50	
1499912	192701006	10/3/2018	398	95,584,612.50	
1499916	194351001	10/3/2018	398	44,212,929.44	
1499862	1908671	10/3/2018	398	3,070.56	
1499911	192701005	10/3/2018	398		35,429.58
1499913	193981001	10/3/2018	398		98,584,612.50
1499914	193981002	10/3/2018	398		44,180,570.42
1500282	Back Out Journal Er	10/3/2018	398		95,584,612.50
1500604	192701003	10/4/2018	398	92,825,366.67	
1500617	194351001	10/4/2018	398	11,422,475.25	
1500549	1908826	10/4/2018	398	7,524.75	
1500614	192701004	10/4/2018	398		4,544.53
1500616	193981001	10/4/2018	398		92,825,366.67
1500620	193981002	10/4/2018	398		11,425,455.47
1500990	194301001	10/5/2018	398	22,845,388.89	
1500718	1908952	10/5/2018	398	154,611.11	
1501004	193981001	10/5/2018	398		23,000,000.00
1501550	192701006	10/9/2018	398	52,098,867.58	
1501422	1909191	10/9/2018	398	24,132.42	
1501547	192701003	10/9/2018	398		7,239.31
1501549	192701005	10/9/2018	398		52,115,760.69
1502182	Correct Journal Entr	10/10/2018	398	10,995,600.00	
1502222	193981001	10/10/2018	398	10,995,000.00	
1502105	1909348	10/10/2018	398	4,400.00	
1502124	192701011	10/10/2018	398		9,996,527.78
1502128	192701011	10/10/2018	398		1,003,472.22
1502113	Back Out Journal Er	10/10/2018	398		10,995,000.00
1503409	192701014	10/11/2018	398	52,115,760.69	
1503407	192701012	10/11/2018	398	34,972,729.17	
1503274	1909467	10/11/2018	398	7,239.31	
1503406	192701013	10/11/2018	398		52,111,339.54
1503410	192701015	10/11/2018	398		11,660.46
1503418	192701040	10/11/2018	398		34,972,729.17
1503746	192701010	10/12/2018	398	186,916,355.55	

Run Date: 1/2/2019
 Run Time: 8:52:21AM

Demand Account Activity

Start Date: 7/1/2018 End Date: 12/31/2018

Page: 246
 User: 0

Jnl. Entry	Ref #	Trx. Date	Ledger	Debit Amount	Credit Amount
1503752	192701014	10/12/2018	398	13,760,078.61	
1503691	1909618	10/12/2018	398	1,083,644.45	
1503706	1909619	10/12/2018	398	921.39	
1503742	192701008	10/12/2018	398		4,825,180.13
1503744	192701009	10/12/2018	398		183,174,819.87
1503749	192701012	10/12/2018	398		3,561.63
1503754	192701015	10/12/2018	398		13,757,438.37
1504251	193981002	10/15/2018	398	44,655,303.47	
1504249	193901001	10/15/2018	398	17,131,601.68	
1504246	192701011	10/15/2018	398	11,871,342.76	
1504253	193981004	10/15/2018	398	1,937,325.00	
1504250	193981001	10/15/2018	398	86,500.50	
1504193	1909774	10/15/2018	398	12,696.53	
1504202	1909775	10/15/2018	398	12,675.00	
1504243	192701004	10/15/2018	398		86,500.50
1504244	192701005	10/15/2018	398		63,915.33
1504252	193981003	10/15/2018	398		44,604,084.67
1504254	193981005	10/15/2018	398		30,952,944.44
1505023	193981004	10/16/2018	398	48,620,810.78	
1505021	193981002	10/16/2018	398	9,939,333.33	
1505020	193981001	10/16/2018	398	150,281.80	
1505002	1909922	10/16/2018	398	60,666.67	
1505000	1909921	10/16/2018	398	7,189.22	
1505016	192701004	10/16/2018	398		10,150,281.80
1505019	192701006	10/16/2018	398		3,241.87
1505022	193981003	10/16/2018	398		48,624,758.13
1505500	193981001	10/17/2018	398	48,624,758.13	
1505502	1910060	10/17/2018	398	3,241.87	
1505496	192701005	10/17/2018	398		3,241.87
1505509	193981002	10/17/2018	398		48,624,758.13
1505947	192701011	10/18/2018	398	66,705,116.67	
1505948	193981001	10/18/2018	398	48,624,758.13	
1505632	1910173	10/18/2018	398	3,241.87	
1505946	192701006	10/18/2018	398		13,789.54
1505953	193981002	10/18/2018	398		48,614,210.46
1505954	193981003	10/18/2018	398		66,705,116.67
1506512	193981001	10/19/2018	398	20,498,633.33	
1506513	193981002	10/19/2018	398	9,985,066.67	
1506069	1910304	10/19/2018	398	14,933.33	
1506068	1910303	10/19/2018	398	1,366.67	
1506503	192701003	10/19/2018	398		4,523,100.00
1506504	192701004	10/19/2018	398		4,185.42
1506511	192701008	10/19/2018	398		20,495,814.58
1506516	193981003	10/19/2018	398		5,476,900.00
1506890	193981004	10/22/2018	398	63,536,441.67	
1506883	192701006	10/22/2018	398	48,953,295.00	
1506888	193981002	10/22/2018	398	30,187,719.97	
1506933	1910502	10/22/2018	398	213,558.33	
1506934	1910503	10/22/2018	398	12,280.03	
1506881	192701005	10/22/2018	398		16,416.67
1506885	193981001	10/22/2018	398		30,183,583.33
1506889	193981003	10/22/2018	398		112,703,295.00
1508872	194351001	10/25/2018	398	21,545,760.34	
1508894	194321001	10/25/2018	398	14,969,666.67	
1508867	193901001	10/25/2018	398	5,427,691.28	
1508893	193951001	10/25/2018	398	213,095.42	

Run Date: 1/2/2019
 Run Time: 8:52:21AM

Demand Account Activity

Page: 247
 User: 0

Start Date: 7/1/2018 End Date: 12/31/2018

Jnl. Entry	Ref #	Trx. Date	Ledger	Debit Amount	Credit Amount
1508785	1910789	10/25/2018	398	30,333.33	
1508800	1910790	10/25/2018	398	10,239.66	
1508841	193981001	10/25/2018	398		3,720.62
1508864	193981002	10/25/2018	398		3,166,266.84
1508870	193981003	10/25/2018	398		2,261,424.44
1508874	193981004	10/25/2018	398		21,552,279.38
1508876	193981005	10/25/2018	398		226,799.59
1508895	193981006	10/25/2018	398		14,986,295.83
1509084	194331001	10/26/2018	398	23,648,057.49	
1509082	194351001	10/26/2018	398	21,816,317.65	
1509065	194321001	10/26/2018	398	3,043,315.42	
1509457	1911038	10/26/2018	398	51,942.51	
1509465	1911040	10/26/2018	398	11,682.35	
1509464	1911039	10/26/2018	398	6,684.58	
1509066	193981001	10/26/2018	398		3,046,999.14
1509067	193981002	10/26/2018	398		3,000.86
1509071	193981003	10/26/2018	398		7,959.94
1509073	193981004	10/26/2018	398		23,700,000.00
1509088	193981006	10/26/2018	398		21,820,040.06
1509898	192701006	10/29/2018	398	22,621,841.39	
1509849	1911158	10/29/2018	398	6,158.61	
1509896	192701004	10/29/2018	398		6,285.56
1509899	192701007	10/29/2018	398		22,621,714.44
1510235	192701011	10/30/2018	398	112,895,359.17	
1510245	192701022	10/30/2018	398	47,961,795.00	
1510247	192701023	10/30/2018	398	29,539,698.61	
1510243	1911228	10/30/2018	398	207,640.83	
1510248	1911230	10/30/2018	398	120,205.00	
1510246	1911229	10/30/2018	398	25,301.39	
1510229	192701010	10/30/2018	398		21,063,680.72
1510244	192701021	10/30/2018	398		47,048,286.05
1510251	192701024	10/30/2018	398		29,552,681.25
1510256	192701025	10/30/2018	398		12,318.75
1510259	192701026	10/30/2018	398		1,033,713.95
1510282	192701009	10/30/2018	398		92,039,319.28
1511320	192701002	11/1/2018	398	79,774,742.29	
1511327	192701008	11/1/2018	398	5,597,343.11	
1511329	192701010	11/1/2018	398	14,941.53	
1510786	1911491	11/1/2018	398	2,656.89	
1511326	1911539	11/1/2018	398	1,816.18	
1511321	192701003	11/1/2018	398		79,791,500.00
1511325	192701007	11/1/2018	398		3,101,215.28
1511328	192701009	11/1/2018	398		2,498,784.72
1511699	192701007	11/2/2018	398	27,034,767.60	
1511695	192701004	11/2/2018	398	19,257,288.02	
1511656	1911571	11/2/2018	398	16,232.40	
1511698	192701006	11/2/2018	398		27,037,850.21
1511700	192701008	11/2/2018	398		19,257,288.02
1511704	192701012	11/2/2018	398		13,149.79
1512112	193981102	11/5/2018	398	29,552,681.25	
1512155	1911763	11/5/2018	398	12,318.75	
1512107	192701104	11/5/2018	398		12,553.99
1512110	193981101	11/5/2018	398		29,552,446.01
1512478	193981102	11/6/2018	398	11,891,216.73	
1512475	192701103	11/6/2018	398	4,995,305.56	
1512529	1911859	11/6/2018	398	5,783.27	

Run Date: 1/2/2019
 Run Time: 8:52:21AM

Demand Account Activity

Start Date: 7/1/2018 End Date: 12/31/2018

Page: 248
 User: 0

Jnl. Entry	Ref #	Trx. Date	Ledger	Debit Amount	Credit Amount
1512476	192701104	11/6/2018	398		23,020.69
1512477	193981101	11/6/2018	398		4,995,305.56
1512479	193981103	11/6/2018	398		11,873,979.31
1512968	193981101	11/7/2018	398	14,986,295.83	
1512970	193981103	11/7/2018	398	4,899,319.44	
1513008	1912056	11/7/2018	398	13,704.17	
1513009	1912057	11/7/2018	398	680.56	
1512965	192701105	11/7/2018	398		28,275.00
1512967	192701111	11/7/2018	398		2,429.58
1512969	193981102	11/7/2018	398		14,971,725.00
1512971	193981104	11/7/2018	398		4,897,570.42
1514119	192701104	11/8/2018	398	25,938,062.22	
1514124	194351101	11/8/2018	398	2,498,784.72	
1514094	1912171	11/8/2018	398	1,215.28	
1514120	193981101	11/8/2018	398		885.42
1514122	193981102	11/8/2018	398		2,499,114.58
1514123	193981102	11/8/2018	398		25,938,062.22
1514313	194301101	11/9/2018	398	131,668,989.44	
1514342	194351101	11/9/2018	398	52,792,491.42	
1514318	194321101	11/9/2018	398	31,576,617.61	
1514360	1912381	11/9/2018	398	181,010.56	
1514362	1912383	11/9/2018	398	23,508.58	
1514361	1912382	11/9/2018	398	23,382.39	
1514263	193981101	11/9/2018	398		131,850,000.00
1514315	193981102	11/9/2018	398		64,151.44
1514320	193981103	11/9/2018	398		31,535,848.56
1514335	193981104	11/9/2018	398		52,789,298.58
1514341	193981105	11/9/2018	398		26,701.42
1514979	194301101	11/13/2018	398	21,063,680.72	
1514999	194351101	11/13/2018	398	2,499,114.58	
1515069	1912571	11/13/2018	398	21,319.28	
1515068	1912570	11/13/2018	398	885.42	
1514968	193981101	11/13/2018	398		21,085,000.00
1514992	193981102	11/13/2018	398		1,440.84
1514998	193981103	11/13/2018	398		2,498,559.16
1515106	194351101	11/14/2018	398	4,897,570.42	
1515516	1912667	11/14/2018	398	2,429.58	
1515428	193981101	11/14/2018	398		2,477.22
1515478	193981102	11/14/2018	398		4,897,522.78
1515973	192701102	11/15/2018	398	90,370,985.85	
1515994	193901103	11/15/2018	398	16,567,191.93	
1516000	194321101	11/15/2018	398	6,627,450.85	
1515997	193951101	11/15/2018	398	305,043.71	
1515963	193981101	11/15/2018	398		318,230.77
1515978	193981102	11/15/2018	398		106,938,177.78
1516005	193981103	11/15/2018	398		6,621,812.94
1516546	194351101	11/16/2018	398	52,789,298.58	
1516548	194301101	11/16/2018	398	26,943,450.00	
1516549	193901101	11/16/2018	398	107,330.21	
1516599	1912914	11/16/2018	398	56,550.00	
1516597	1912913	11/16/2018	398	26,701.42	
1516600	1912915	11/16/2018	398	7,549.15	
1516544	193981101	11/16/2018	398		38,144.89
1516545	193981102	11/16/2018	398		52,777,855.11
1516547	193981103	11/16/2018	398		27,107,330.21
1517115	1930011011	11/19/2018	398	247,199,119.16	

Run Date: 1/2/2019
 Run Time: 8:52:21AM

Demand Account Activity

Page: 249
 User: 0

Start Date: 7/1/2018 End Date: 12/31/2018

Jnl. Entry	Ref #	Trx. Date	Ledger	Debit Amount	Credit Amount
1517122	192701120	11/19/2018	398	4,995,305.56	
1517042	1913067	11/19/2018	398	4,694.44	
1517123	192701121	11/19/2018	398		252,199,119.16
1517575	192701110	11/20/2018	398	9,634,315.25	
1517577	192701112	11/20/2018	398	49,974.72	
1517484	1913196	11/20/2018	398	25.28	
1517565	192701107	11/20/2018	398		9,634,315.25
1517569	192701109	11/20/2018	398		50,000.00
1517854	192701107	11/21/2018	398	270,967,473.26	
1517867	192701114	11/21/2018	398	7,346,107.22	
1517876	1913412	11/21/2018	398	3,892.78	
1517855	192701108	11/21/2018	398		270,967,473.26
1517868	192701115	11/21/2018	398		7,346,284.17
1517869	192701116	11/21/2018	398		3,715.83
1519266	193981101	11/26/2018	398	106,938,177.78	
1519323	193981104	11/26/2018	398	74,961,354.17	
1519325	193981106	11/26/2018	398	52,777,855.11	
1519322	192701106	11/26/2018	398	42,883,755.14	
1519330	192701115	11/26/2018	398	24,941,666.67	
1519286	193981103	11/26/2018	398	6,854,425.41	
1519271	193981102	11/26/2018	398	178,812.69	
1519356	1913559	11/26/2018	398	61,822.22	
1519355	1913558	11/26/2018	398	38,645.83	
1519352	1913557	11/26/2018	398	38,144.89	
1519265	192701101	11/26/2018	398		107,000,000.00
1519270	192701105	11/26/2018	398		178,812.69
1519324	193981105	11/26/2018	398		124,738,180.55
1519326	193981107	11/26/2018	398		52,794,497.25
1519328	192701113	11/26/2018	398		21,502.75
1519371	193981108	11/26/2018	398		24,941,666.67
1519773	193981101	11/27/2018	398	151,911,044.43	
1519772	1913638	11/27/2018	398	88,955.57	
1519755	192701103	11/27/2018	398		152,000,000.00
1520318	193981102	11/28/2018	398	7,346,284.17	
1520319	193981103	11/28/2018	398	4,990,250.00	
1520379	1913911	11/28/2018	398	9,750.00	
1520378	1913910	11/28/2018	398	3,715.83	
1520312	192701105	11/28/2018	398		6,162.14
1520315	192701106	11/28/2018	398		5,000,000.00
1520317	193981101	11/28/2018	398		7,343,837.86
1520749	193981103	11/29/2018	398	192,176,365.28	
1520747	193981101	11/29/2018	398	4,481,118.75	
1520800	1914020	11/29/2018	398	823,634.72	
1520799	1914019	11/29/2018	398	18,881.25	
1520745	192701105	11/29/2018	398		1,007,894.44
1520746	192701106	11/29/2018	398		146,552,082.84
1520748	193981102	11/29/2018	398		3,492,105.56
1520750	193981104	11/29/2018	398		46,447,917.16
1521324	194351101	11/30/2018	398	35,284,911.81	
1521422	1914194	11/30/2018	398	15,088.19	
1521310	193981101	11/30/2018	398		13,038.79
1521322	193981102	11/30/2018	398		35,286,961.21
1521857	194301201	12/3/2018	398	167,159,142.50	
1521858	192701204	12/3/2018	398	48,185,631.95	
1521818	194321201	12/3/2018	398	41,819,004.31	
1521821	194331201	12/3/2018	398	19,257,288.02	

Run Date: 1/2/2019
 Run Time: 8:52:21AM

Demand Account Activity

Start Date: 7/1/2018 End Date: 12/31/2018

Page: 250
 User: 0

Jnl. Entry	Ref #	Trx. Date	Ledger	Debit Amount	Credit Amount
1521863	1914326	12/3/2018	398	840,857.50	
1521865	1914327	12/3/2018	398	77,995.69	
1521866	1914328	12/3/2018	398	42,711.98	
1521861	194061201	12/3/2018	398	4,974.61	
1521859	1914325	12/3/2018	398	1,746.22	
1521801	193981201	12/3/2018	398		51,426.15
1521819	193981202	12/3/2018	398		41,845,573.85
1521820	193981203	12/3/2018	398		19,300,000.00
1521823	193981203	12/3/2018	398		104,402,777.78
1521860	193981203	12/3/2018	398		111,789,575.00
1522238	Back Out Journal Er	12/4/2018	398	1,814,577,893.94	
1522214	192701202	12/4/2018	398	181,457,789.94	
1522221	194351201	12/4/2018	398	20,803,741.69	
1522153	1914407	12/4/2018	398	12,258.31	
1522212	193981202	12/4/2018	398		20,811,229.67
1522219	192701204	12/4/2018	398		4,770.33
1522220	193981201	12/4/2018	398		1,814,577,893.94
1522266	Correct Journal Entr	12/4/2018	398		181,457,789.94
1522656	194351201	12/5/2018	398	35,286,961.21	
1522658	192701206	12/5/2018	398	16,472,087.50	
1522601	1914528	12/5/2018	398	13,038.79	
1522646	193981201	12/5/2018	398		19,218.89
1522649	193981201	12/5/2018	398		35,280,781.11
1522659	193981203	12/5/2018	398		16,472,087.50
1522828	194301201	12/6/2018	398	75,582,057.77	
1522767	194351201	12/6/2018	398	3,053,180.58	
1522809	1914675	12/6/2018	398	10,025.56	
1522807	1914674	12/6/2018	398	1,819.42	
1522764	193981201	12/6/2018	398		2,953.17
1522769	193981202	12/6/2018	398		3,052,046.83
1522824	193981203	12/6/2018	398		29,404,548.10
1522827	193981204	12/6/2018	398		46,187,535.23
1524182	194301201	12/7/2018	398	310,653,515.50	
1524196	194351201	12/7/2018	398	20,811,229.67	
1524170	1914777	12/7/2018	398	1,386,484.50	
1524168	1914776	12/7/2018	398	4,770.33	
1524148	193981201	12/7/2018	398		74,454,583.33
1524188	193981202	12/7/2018	398		11,470.98
1524190	192701203	12/7/2018	398		237,585,416.67
1524199	193981203	12/7/2018	398		20,804,529.02
1524653	192701202	12/10/2018	398	26,000,000.00	
1524718	Correct Journal Entr	12/10/2018	398	25,938,062.22	
1524656	192701204	12/10/2018	398	16,562,548.56	
1524631	1914919	12/10/2018	398	61,937.78	
1524632	1914920	12/10/2018	398	37,451.44	
1524649	192701201	12/10/2018	398		26,000,000.00
1524655	192701203	12/10/2018	398		23,655.00
1524657	192701205	12/10/2018	398		16,576,345.00
1524654	Back Out Journal Er	12/10/2018	398		26,000,000.00
1525150	192701210	12/11/2018	398	9,988,541.67	
1525060	192701202	12/11/2018	398	4,290,657.28	
1525024	1915031	12/11/2018	398	11,458.33	
1525025	1915032	12/11/2018	398	4,342.72	
1525145	192701205	12/11/2018	398		61,831.11
1525146	192701206	12/11/2018	398		10,000,000.00
1525147	192701207	12/11/2018	398		4,233,168.89

Run Date: 1/2/2019
 Run Time: 8:52:21AM

Demand Account Activity

Start Date: 7/1/2018 End Date: 12/31/2018

Page: 251
 User: 0

Jnl. Entry	Ref #	Trx. Date	Ledger	Debit Amount	Credit Amount
1525619	192701216	12/12/2018	398	35,280,781.11	
1525529	192701208	12/12/2018	398	6,621,812.94	
1525557	1915236	12/12/2018	398	19,218.89	
1525558	1915237	12/12/2018	398	13,187.06	
1525513	192701209	12/12/2018	398		5,338.11
1525523	192701207	12/12/2018	398		6,629,661.89
1525611	192701213	12/12/2018	398		113,758.28
1525617	192701215	12/12/2018	398		35,186,241.72
1526013	192701225	12/13/2018	398	349,020,159.62	
1526003	192701230	12/13/2018	398		349,020,159.62
1526354	192701210	12/14/2018	398	213,722,224.28	
1526391	192701211	12/14/2018	398	177,782,668.71	
1526415	192701218	12/14/2018	398	31,252,301.52	
1526378	1915505	12/14/2018	398	75,775.72	
1526374	1915504	12/14/2018	398	58,698.48	
1526395	192701214	12/14/2018	398		391,580,668.71
1526397	192701215	12/14/2018	398		873.63
1526413	192701217	12/14/2018	398		31,310,126.37
1526995	194321201	12/17/2018	398	34,961,888.89	
1527033	192701206	12/17/2018	398	19,848,316.35	
1527039	193981203	12/17/2018	398	16,364,376.22	
1527037	193981202	12/17/2018	398	267,080.35	
1526979	193951201	12/17/2018	398	242,654.64	
1526483	1915577	12/17/2018	398	38,111.11	
1527034	193981201	12/17/2018	398		36,479,772.92
1526990	193981201	12/17/2018	398		307,987.98
1526992	193981202	12/17/2018	398		34,934,666.66
1527432	192701206	12/18/2018	398	255,367,055.55	
1527514	193981205	12/18/2018	398	104,402,777.78	
1527433	193981201	12/18/2018	398	39,384,298.10	
1527435	193981203	12/18/2018	398	3,052,046.83	
1527377	1915737	12/18/2018	398	48,701.90	
1527368	1915736	12/18/2018	398	2,953.17	
1527430	192701204	12/18/2018	398		3,055,000.00
1527434	193981202	12/18/2018	398		294,800,055.55
1527510	192701212	12/18/2018	398		840,159.43
1527512	193981204	12/18/2018	398		103,562,618.35
1527915	192701212	12/19/2018	398	363,279,849.33	
1527924	193981203	12/19/2018	398	22,487,531.25	
1527921	193981201	12/19/2018	398	9,979,000.00	
1527917	192701213	12/19/2018	398	1,484,471.53	
1527908	1915900	12/19/2018	398	21,000.00	
1527902	1915899	12/19/2018	398	12,468.75	
1527923	193981202	12/19/2018	398		373,279,849.33
1527925	193981204	12/19/2018	398		23,984,471.53
1529269	192701203	12/20/2018	398	54,109,750.00	
1529376	193981202	12/20/2018	398	14,802,624.57	
1529288	193981203	12/20/2018	398	2,985,425.00	
1529272	1916030	12/20/2018	398	47,375.43	
1529268	1916029	12/20/2018	398	14,575.00	
1529271	192701204	12/20/2018	398		1,750.00
1529284	193981201	12/20/2018	398		68,959,750.00
1529291	193981204	12/20/2018	398		2,998,250.00
1529930	194301202	12/21/2018	398	573,062,376.88	
1529846	194351201	12/21/2018	398	31,550,078.61	
1529868	1916233	12/21/2018	398	1,731,623.12	

Run Date: 1/2/2019
 Run Time: 8:52:21AM

Demand Account Activity

Start Date: 7/1/2018 End Date: 12/31/2018

Page: 252
 User: 0

Jnl. Entry	Ref #	Trx. Date	Ledger	Debit Amount	Credit Amount
1529867	1916232	12/21/2018	398	44,921.39	
1529832	193981201	12/21/2018	398		17,513.75
1529849	193981202	12/21/2018	398		31,577,486.25
1529934	193981203	12/21/2018	398		439,940,843.69
1529938	193981204	12/21/2018	398		134,853,156.31
1530033	192701211	12/26/2018	398	458,504,091.00	
1530387	192701231	12/26/2018	398	36,479,772.92	
1530035	192701212	12/26/2018	398	5,389,483.58	
1530023	192701223	12/26/2018	398	2,498,565.97	
1530104	1916412	12/26/2018	398	524,909.00	
1529998	192701210	12/26/2018	398	171,749.23	
1530105	1916413	12/26/2018	398	1,434.03	
1529991	192701207	12/26/2018	398		36,500,000.00
1530000	192701211	12/26/2018	398		171,749.23
1530003	192701209	12/26/2018	398		38,725,090.53
1530012	192701220	12/26/2018	398		1,458.33
1530019	192701222	12/26/2018	398		2,498,541.67
1530026	192701210	12/26/2018	398		425,693,393.05
1530750	194301201	12/27/2018	398	465,428,477.77	
1530746	194351201	12/27/2018	398	34,479,238.89	
1530697	1916468	12/27/2018	398	571,522.23	
1530698	1916469	12/27/2018	398	20,761.11	
1530696	1916467	12/27/2018	398	20,227.08	
1530748	193981201	12/27/2018	398		34,451,327.78
1530749	193981202	12/27/2018	398		260,402,737.23
1530774	19381203	12/27/2018	398		205,597,262.77
1530775	193981204	12/27/2018	398		48,672.22
1531168	14301201	12/28/2018	398	621,891,722.26	
1531164	194351201	12/28/2018	398	29,304,649.99	
1531156	194321201	12/28/2018	398	23,460,029.96	
1531186	1916647	12/28/2018	398	1,325,277.74	
1531187	1916648	12/28/2018	398	36,970.04	
1531185	1916646	12/28/2018	398	25,350.01	
1531158	193981201	12/28/2018	398		23,412,633.73
1531161	193981202	12/28/2018	398		29,309,454.09
1531167	193981203	12/28/2018	398		235,889,806.02
1531169	193981204	12/28/2018	398		387,327,193.98
1531208	193981205	12/28/2018	398		20,545.91
1531210	193981206	12/28/2018	398		84,366.27
1531433	192701217	12/31/2018	398	37,850,983.32	
1531332	192701201	12/31/2018	398	16,948,433.33	
1531431	192701215	12/31/2018	398	6,629,661.89	
1531439	1916817	12/31/2018	398	51,566.67	
1531437	1916815	12/31/2018	398	25,016.68	
1531438	1916816	12/31/2018	398	10,338.11	
1531404	192701202	12/31/2018	398		9,949,250.00
1531407	192701203	12/31/2018	398		7,050,750.00
1531423	192701211	12/31/2018	398		18,651.34
1531428	192701213	12/31/2018	398		10,550.22
1531430	192701214	12/31/2018	398		6,629,449.78
1531432	192701216	12/31/2018	398		37,857,348.66

Totals for:	398 - BAML-Safekeeping	Count:	834	15,193,654,752.45	15,193,654,752.45
	Grand Total	Count:	13,779	39,894,730,659.39	40,207,995,294.72

Fund Transaction by Type

Start Date:12/31/18 End Date:12/31/18

Fund	Fund Description	Beginning Balance		Ending Balance
Type	Type Description	Debits	Credits	
AGA0000	General Revenue Allotment	-331,004,676.41		
CTAX	Claims & Taxes	10,574.66	0.00	
DXFR	Transfer (Deduction)	18,783,461.32	0.00	
GDIS	Distribution (General Fund)	388,322,274.85	0.00	
LCRT	General Letter of Cert	33,093,053.25	0.00	
NDXF	Transfer (Non-Distribution)	551,887.69	0.00	
RADJ	Receipt Adjustment	0.00	88,237,062.08	
RCPT	Receipt	0.00	26,312,230.64	
RXFR	Transfer (Regular)	17,388,310.20	12,595,592.84	
				0.00
ARH0000	Revenue Holding	-88,808,057.11		
CTAX	Claims & Taxes	2,650.93	0.00	
RADJ	Receipt Adjustment	90,444,835.48	0.00	
RCPT	Receipt	0.00	1,635,083.69	
RXFR	Transfer (Regular)	49,199.00	53,544.61	
				0.00
ARHDSMV	RevHold DSMV (0610)	-264,897.62		
RCPT	Receipt	0.00	4,854,357.12	
RXFR	Transfer (Regular)	4,869,594.52	15,362.80	
				-265,023.02
ASA0000	Special Revenue Allotment	-172,505,894.29		
4LHC	Four Lane Highway Constructio	24,091,256.67	0.00	
DXFR	Transfer (Deduction)	4,650,496.05	0.00	
HDIS	Distribution (Highway Fund)	47,258,509.36	0.00	
HSDIS	Highway Severance Distribution	3,094,012.96	0.00	
SDIS	Distribution (Special Fund)	104,198,990.50	0.00	
SPEC	Special Reversing Entry	0.00	10,787,371.25	
				0.00
BAA0000	Public Health	-3,046,740.38		
GDIS	Distribution (General Fund)	0.00	7,714,576.57	
RXFR	Transfer (Regular)	15,467.51	0.00	
				-10,745,849.44
BAA0100	Public Health	-23,018,307.91		
RADJ	Receipt Adjustment	9,110.00	9,110.00	
RCPT	Receipt	0.00	7,445.97	
RXFR	Transfer (Regular)	269,164.52	20,488.16	
SDIS	Distribution (Special Fund)	0.00	697,342.34	
SPEC	Special Reversing Entry	9,941.00	610.00	
				-23,465,088.86
BAA0200	Health NonDiscretionary Rev	-8,692,925.50		
RCPT	Receipt	0.00	55,177.68	
RXFR	Transfer (Regular)	238.53	0.00	
SDIS	Distribution (Special Fund)	0.00	69,101.38	
SPEC	Special Reversing Entry	5,835.00	0.00	
				-8,811,131.03
BAA0300	Trauma System Exp 1386/09	-5,137,579.07		
RCPT	Receipt	0.00	113.68	
WARR	Warrants	660.26	0.00	
				-5,137,032.49

Fund Transaction by Type

Start Date: 12/31/18 End Date: 12/31/18

Fund	Fund Description	Beginning Balance		Ending Balance
Type	Type Description	Debits	Credits	
BAA2000	Cosmetology Revenue 4/09	-5,360,232.71		
RCPT	Receipt	0.00	3,075.00	
SDIS	Distribution (Special Fund)	0.00	161,423.54	
SPEC	Special Reversing Entry	2,925.00	0.00	
				-5,521,806.25
BAA3000	PH Home Health	-910,905.59		
RXFR	Transfer (Regular)	455.65	0.00	
				-910,449.94
BAA9000	PH Salary Alloc Hold (0645)	-1,188,422.26		
RXFR	Transfer (Regular)	24.78	0.00	
				-1,188,397.48
CAA0000	Univ of AR Fayetteville	0.00		
GDIS	Distribution (General Fund)	0.00	3,893,109.59	
				-3,893,109.59
CAA0100	Univ of AR Fayetteville	-15,432,662.14		
SDIS	Distribution (Special Fund)	0.00	4.26	
				-15,432,666.40
CAA0300	UAF Law School SR	-225,268.47		
RCPT	Receipt	0.00	2,491.65	
SDIS	Distribution (Special Fund)	0.00	38,784.27	
SPEC	Special Reversing Entry	2,491.65	0.00	
				-264,052.74
CCA0000	Univ of AR Medical Center	-7,415,264.75		
GDIS	Distribution (General Fund)	0.00	1,949,156.42	
				-9,364,421.17
CCA0100	UAMS College of Pharmacy	0.00		
RXFR	Transfer (Regular)	0.00	1,946.23	
SDIS	Distribution (Special Fund)	0.00	34,098.45	
SPEC	Special Reversing Entry	1,946.23	0.00	
				-34,098.45
CCA0200	UAMS 4% Mixed Drink Tax SR	0.00		
RXFR	Transfer (Regular)	380.40	7,022.40	
SDIS	Distribution (Special Fund)	0.00	319,678.57	
SPEC	Special Reversing Entry	7,022.40	380.40	
				-319,678.57
CEA0000	Univ of AR Little Rock	-4,727,000.00		
GDIS	Distribution (General Fund)	0.00	1,244,307.70	
				-5,971,307.70
CEA0100	UALR Law Sch SR 19-5-303(c)	-225,268.46		
RCPT	Receipt	0.00	2,491.65	
SDIS	Distribution (Special Fund)	0.00	38,784.27	
SPEC	Special Reversing Entry	2,491.65	0.00	
				-264,052.73
CGA0000	Univ AR Pine Bluff	-7,543,651.99		
GDIS	Distribution (General Fund)	0.00	2,498,292.18	
				-10,041,944.17
CIA0000	Univ AR Monticello	-19,529.52		
GDIS	Distribution (General Fund)	0.00	1,567,254.90	
				-1,586,784.42
CKA0000	AR State Univ Jonesboro	0.00		

Fund Transaction by Type

Start Date:12/31/18 End Date:12/31/18

Fund	Fund Description	Beginning Balance		Ending Balance
Type	Type Description	Debits	Credits	
GDIS	Distribution (General Fund)	0.00	5,807,751.23	-5,807,751.23
CMA0000	AR State Univ Beebe	0.00		
GDIS	Distribution (General Fund)	0.00	1,163,273.06	-1,163,273.06
CMN0000	AR State Univ Newport	-557,517.14		
GDIS	Distribution (General Fund)	0.00	588,951.83	-1,146,468.97
CMS0000	School for Math/Sci/Arts	-2,725,972.40		
GDIS	Distribution (General Fund)	0.00	109,392.55	-2,835,364.95
COA0000	AR Tech University	-5,000.00		
GDIS	Distribution (General Fund)	0.00	3,166,398.03	-3,171,398.03
CQA0000	Henderson State University	0.00		
GDIS	Distribution (General Fund)	0.00	387,226.56	-387,226.56
CSA0000	Southern AR University	-190,661.31		
GDIS	Distribution (General Fund)	0.00	1,531,767.57	-1,722,428.88
CSS0000	SAU Tech	-2,673.70		
GDIS	Distribution (General Fund)	0.00	759,264.10	-761,937.80
CTB0000	Black River Tech College	0.00		
GDIS	Distribution (General Fund)	0.00	600,866.21	-600,866.21
CTC0000	Cossatot CC UA	0.00		
GDIS	Distribution (General Fund)	0.00	333,756.01	-333,756.01
CTG0000	UA Comm College Batesville	-429.58		
GDIS	Distribution (General Fund)	0.00	406,020.85	-406,450.43
CTH0000	ASU Mt Home	-6,637.64		
GDIS	Distribution (General Fund)	0.00	358,554.07	-365,191.71
CTJ0000	UA CC Morilton	0.00		
GDIS	Distribution (General Fund)	0.00	493,601.92	-493,601.92
CTM0000	ASU Mid-South 19-5-303(v)	-922,681.13		
GDIS	Distribution (General Fund)	0.00	526,611.10	-1,451,744.36
SDIS	Distribution (Special Fund)	0.00	2,452.13	
CTO0000	Ozarka College	0.00		
GDIS	Distribution (General Fund)	0.00	307,285.23	-307,285.23
CTP0000	UA Pulaski Tech College	-152,286.66		
GDIS	Distribution (General Fund)	0.00	1,487,781.25	-1,640,067.91
CTR0000	UA Comm College at Hope	0.00		
GDIS	Distribution (General Fund)	0.00	441,495.41	

Fund Transaction by Type

Start Date: 12/31/18 End Date: 12/31/18

Fund	Fund Description	Beginning Balance		Ending Balance
Type	Type Description	Debits	Credits	
CTT0000	Southeast AR College	-6,667.27		-441,495.41
GDIS	Distribution (General Fund)	0.00	554,012.04	
				-560,679.31
CTW0000	Coll of the Ouachitas	0.00		
GDIS	Distribution (General Fund)	0.00	346,676.44	
				-346,676.44
CUA0000	University of Central AR	-4,133,000.00		
GDIS	Distribution (General Fund)	0.00	1,087,372.65	
				-5,220,372.65
CWA0000	Northwest AR Comm College	-3,568.78		
GDIS	Distribution (General Fund)	0.00	1,043,707.04	
				-1,047,275.82
CWE0000	East AR Comm College	-1,722,135.20		
GDIS	Distribution (General Fund)	0.00	828,783.26	
				-2,550,918.46
CWG0000	National Park College	-828,642.12		
GDIS	Distribution (General Fund)	0.00	889,133.13	
				-1,717,775.25
CWM0000	AR Northeastern College	0.00		
GDIS	Distribution (General Fund)	0.00	842,994.57	
				-842,994.57
CWN0000	North AR College	-196,472.80		
GDIS	Distribution (General Fund)	0.00	783,032.14	
				-979,504.94
CWP0000	Phillips CC UA	0.00		
GDIS	Distribution (General Fund)	0.00	890,764.56	
				-890,764.56
CWR0000	UACC Rich Mountain	-576,999.95		
GDIS	Distribution (General Fund)	0.00	315,186.75	
				-892,186.70
CWS0000	South AR Community College	0.00		
GDIS	Distribution (General Fund)	0.00	593,081.17	
				-593,081.17
CWW0000	University of AR Ft Smith	0.00		
GDIS	Distribution (General Fund)	0.00	2,024,139.36	
				-2,024,139.36
DAS0000	Dept Human Svc Admin	-810,526.31		
GDIS	Distribution (General Fund)	0.00	418,856.89	
RXFR	Transfer (Regular)	1,747.94	0.00	
				-1,227,635.26
DBA0000	DHS Behav Health Svc 19-5-30	-3,730,804.72		
GDIS	Distribution (General Fund)	0.00	6,553,279.39	
RXFR	Transfer (Regular)	13,732.72	0.00	
				-10,270,351.39
DCC0000	DHS Childcare/ Ed 19-5-306(12)	-40,454.58		
GDIS	Distribution (General Fund)	0.00	22,921.10	
				-63,375.68
DCF0000	DHS Children/Family Svc	-7,114,276.30		
GDIS	Distribution (General Fund)	0.00	11,461,457.22	

Fund Transaction by Type

Start Date: 12/31/18 End Date: 12/31/18

Fund	Fund Description	Beginning Balance		Ending Balance
Type	Type Description	Debits	Credits	
RXFR	Transfer (Regular)	64,526.00	0.00	
				-18,511,207.52
DCF2600	DHS Child/Family Foster Care	-3,562,542.09		
RXFR	Transfer (Regular)	0.00	51,357.82	
WARR	Warrants	157,817.88	0.00	
				-3,456,082.03
DCO0000	DHS County Operations	-1,605,649.53		
GDIS	Distribution (General Fund)	0.00	980,561.59	
				-2,586,211.12
DEA0000	DHS Development Disabilities	-332,999.47		
GDIS	Distribution (General Fund)	0.00	1,956,726.66	
				-2,289,726.13
DEA0100	DHS DDS State/Federal	-183,442.77		
SDIS	Distribution (Special Fund)	0.00	695.46	
				-184,138.23
DEA0200	DHS DDS Interdivision Prog	-13,492.98		
WARR	Warrants	2,000.00	0.00	
				-11,492.98
DEM0000	DHS Medical Services	-606.18		
GDIS	Distribution (General Fund)	0.00	45,499.39	
RXFR	Transfer (Regular)	66.74	0.00	
				-46,038.83
DGF0000	DHS Grants	-583.79		
GDIS	Distribution (General Fund)	0.00	49,331,726.12	
				-49,332,309.91
DHP0000	DHS Aging/Adult Svcs	0.00		
GDIS	Distribution (General Fund)	0.00	6,879.94	
				-6,879.94
DHP1500	DHS Aging/Adult Svcs Transp	-338,818.00		
RXFR	Transfer (Regular)	0.00	14,442.38	
SDIS	Distribution (Special Fund)	0.00	195,353.88	
SPEC	Special Reversing Entry	14,442.38	0.00	
				-534,171.88
DHR3500	Mental Hlth-Renov	-4,789,361.44		
RXFR	Transfer (Regular)	60,391.40	0.00	
				-4,728,970.04
DHR5500	Dept Of Human Svcs-Dds Renc	-8,108,779.98		
WARR	Warrants	7,239.45	0.00	
				-8,101,540.53
DPQ0000	DHS PSQA 19-5-306(13 (0710)	0.00		
GDIS	Distribution (General Fund)	0.00	95,268.17	
				-95,268.17
DSB0000	DHS State Services/Blind	-189,934.45		
GDIS	Distribution (General Fund)	0.00	85,420.92	
				-275,355.37
DYS0000	DHS Youth Services	-2,970,707.81		
GDIS	Distribution (General Fund)	0.00	996,862.45	
				-3,967,570.26
EFP0000	Educ Facilities Partnership	-214,313,775.52		
GDIS	Distribution (General Fund)	0.00	3,789,368.91	

Fund Transaction by Type

Start Date: 12/31/18 End Date: 12/31/18

Fund	Fund Description	Beginning Balance		Ending Balance
Type	Type Description	Debits	Credits	
				-218,103,144.43
EFT0000	Pub School Acad Fac/Trans	-48,900.15		
GDIS	Distribution (General Fund)	0.00	136,621.94	
WARR	Warrants	1,151.04	0.00	
				-184,371.05
EGA0000	Department of Education	0.00		
GDIS	Distribution (General Fund)	0.00	1,540,867.27	
RXFR	Transfer (Regular)	0.00	348,436.78	
				-1,889,304.05
EGA1001	ADE Gen Rev Operation	-3,975,659.64		
WARR	Warrants	27,318.28	0.00	
				-3,948,341.36
EGB0000	Department of Workforce Edu	0.00		
GDIS	Distribution (General Fund)	0.00	470,834.72	
				-470,834.72
EGB0100	Department of Workforce Edu	-724,168.34		
WARR	Warrants	927.86	0.00	
				-723,240.48
EGR0000	Rehabilitation Services	0.00		
GDIS	Distribution (General Fund)	0.00	1,267,631.85	
				-1,267,631.85
EMA0000	Educational Television	0.00		
GDIS	Distribution (General Fund)	0.00	218,790.96	
				-218,790.96
EMA0200	Spec Rev Land Comm Dep (05	-17,940.06		
SDIS	Distribution (Special Fund)	0.00	179.03	
				-18,119.09
EPA0000	State Library	0.00		
GDIS	Distribution (General Fund)	0.00	95,442.97	
				-95,442.97
ESA0000	School for the Blind	0.00		
GDIS	Distribution (General Fund)	0.00	389,659.24	
				-389,659.24
ESA0100	School for the Blind	-46,500.65		
WARR	Warrants	10,354.20	0.00	
				-36,146.45
ETN0000	Northwest TI 19-5-304(8)(B)	0.00		
GDIS	Distribution (General Fund)	0.00	63,041.79	
				-63,041.79
ETN1500	Northwest TI WF 19-5-304(8)(B)	-274,067.18		
WARR	Warrants	1,461.90	0.00	
				-272,605.28
ETR0000	Riverside TI 19-5-304(8)(C)	0.00		
GDIS	Distribution (General Fund)	0.00	47,722.44	
				-47,722.44
ETR0100	Riverside TI 19-5-304 (8)(C)	-71,157.49		
WARR	Warrants	117.45	0.00	
				-71,040.04
EVA0000	School for the Deaf	0.00		
GDIS	Distribution (General Fund)	0.00	207,816.41	

Fund Transaction by Type

Start Date: 12/31/18 End Date: 12/31/18

Fund	Fund Description	Beginning Balance		Ending Balance
Type	Type Description	Debits	Credits	
				-207,816.41
EVA0100	School for the Deaf	-24,768.93		
WARR	Warrants	205.00	0.00	
				-24,563.93
FAK2000	ADED CDBG 00 Grant	-2,566,764.18		
RCPT	Receipt	0.00	435,530.64	
				-3,002,294.82
FAK2200	AEDC Storm Recovery Fed (07	-69,762.16		
RCPT	Receipt	0.00	3,107.73	
				-72,869.89
FAY0200	AG-Crime Vic Reparation Prg-	-62,818.08		
WARR	Warrants	5,865.28	0.00	
				-56,952.80
FAY0900	AG Medicaid Operating	-939.33		
WARR	Warrants	27.72	0.00	
				-911.61
FAY1100	CO-OP DISAB INVEST UNIT (0	-15,687.36		
WARR	Warrants	431.20	0.00	
				-15,256.16
FCT0000	FDA Tobacco Insp Prog (0261)	-41,050.56		
WARR	Warrants	5,965.43	0.00	
				-35,085.13
FEE1852	ImpTchrQ 2018 (0500)	-17,858.65		
WARR	Warrants	17,354.25	0.00	
				-504.40
FEE1931	SpecEd 2019 (0500)	-49,118.20		
WARR	Warrants	919.96	0.00	
				-48,198.24
FEE9999	Federal Com Adm 04	-1,400.75		
WARR	Warrants	1,189.00	0.00	
				-211.75
FEL0200	St Library LSTA 2002 Award	-225,698.57		
RXFR	Transfer (Regular)	9,139.88	0.00	
				-216,558.69
FEV0100	Fed Vocational Ed-Oprs	-867,226.10		
WARR	Warrants	82,981.87	0.00	
				-784,244.23
FFA9901	DFA US Dept Agri Econ Assts	-16,727.34		
WARR	Warrants	1,379.00	0.00	
				-15,348.34
FHH1719	Arts Council-Federal Program	-115,586.21		
WARR	Warrants	13,558.00	0.00	
				-102,028.21
FIGS001	DFA IGS JAG TRUST FUND	-3,774,300.76		
WARR	Warrants	89.02	0.00	
				-3,774,211.74
FIT1701	AR Agri Dept Forestry Legacy	-72,131.06		
WARR	Warrants	578.60	0.00	
				-71,552.46
FJD0300	Jud Dept Fed-1JS AV Mediatio	-7,484.04		

Fund Transaction by Type

Start Date:12/31/18 End Date:12/31/18

Fund	Fund Description	Beginning Balance		Ending Balance
Type	Type Description	Debits	Credits	
WARR	Warrants	545.34	0.00	-6,938.70
FKA1802	EMPG LOCALS 17	-95,254.00		
WARR	Warrants	7,022.70	0.00	-88,231.30
FKA1803	EMPG SOFT 17	-22,938.47		
WARR	Warrants	350.50	0.00	-22,587.97
FKM5000	DEV DIS COUNCIL-FED (0610)	-4,396.34		
RCPT	Receipt	0.00	11,078.70	-15,475.04
FMF0300	Fed-275 Trng Site	4,767,116.87		
RCPT	Receipt	0.00	86,714.56	
WARR	Warrants	6,531.04	0.00	4,686,933.35
FMF0700	Fed-270 Trng Site	2,835,544.42		
RCPT	Receipt	0.00	40,866.03	2,794,678.39
FMG0100	OMIG-Fed (0035)	-532.37		
WARR	Warrants	500.00	0.00	-32.37
FNA2300	DOL OSHA Fed Grant 03	-171,053.84		
WARR	Warrants	1,326.77	0.00	-169,727.07
FNA3300	ADL MSHA Fed 03	-11,192.31		
WARR	Warrants	61.48	0.00	-11,130.83
FNA4300	ADL BLS Fed 03	-36,871.09		
WARR	Warrants	54.50	0.00	-36,816.59
FPT0100	PT-SCORP Oprs	-261,582.32		
WARR	Warrants	395.67	0.00	-261,186.65
FSC1000	NRCS CONV TECH ASST (045)	-41,114.08		
WARR	Warrants	15,271.39	0.00	-25,842.69
FSC3313	ANRC NP Source Poll Contrl 2	-300.00		
WARR	Warrants	300.00	0.00	0.00
FSC5M00	Clean Water Grant FY10 (0455)	-161,930.31		
WARR	Warrants	275.23	0.00	-161,655.08
FSD0100	Dis Determination-Oprs	-1,792,160.55		
WARR	Warrants	40,579.47	0.00	-1,751,581.08
FVD0000	Victimes Justice Assistance	-602,548.46		
WARR	Warrants	170,341.01	0.00	-432,207.45
FWF0000	Dept of Human Svcs-Federal	-30,214,980.13		
RCPT	Receipt	0.00	5,943.87	

Fund Transaction by Type

Start Date: 12/31/18 End Date: 12/31/18

Fund	Fund Description	Beginning Balance		Ending Balance
Type	Type Description	Debits	Credits	
				-30,220,924.00
FWF0100	Dept Of Human Svcs-Hldg Acc	-7,981,857.88		
RCPT	Receipt	0.00	59,299.23	
RXFR	Transfer (Regular)	0.00	60,391.40	
				-8,101,548.51
FWF0200	Dept of Human Svcs-DYS Grnt	-423,695.20		
WARR	Warrants	2,018.93	0.00	
				-421,676.27
FWF2100	County Oprs-Homeless	-144,852.36		
RCPT	Receipt	0.00	73,317.51	
WARR	Warrants	63,203.26	0.00	
				-154,966.61
FWF3400	County Oprs-Emerg Assist	-4,077,323.02		
WARR	Warrants	3,584,173.00	0.00	
				-493,150.02
FWF4400	County Oprs-Vietnamese Refg	-112,874.36		
RCPT	Receipt	0.00	81.00	
				-112,955.36
FWF6900	DHS-DCCECE-Childhood Gar	-969,797.19		
RCPT	Receipt	0.00	102,027.87	
WARR	Warrants	101,219.07	0.00	
				-970,605.99
FYP0000	Dept of Envir Quality-Fed	-867,567.23		
WARR	Warrants	1,121.29	0.00	
				-866,445.94
FYP0500	Low Inc Home Eng Asst	-920,915.33		
WARR	Warrants	789,026.39	0.00	
				-131,888.94
HAD0000	AR Agriculture Dept §19-5-302	0.00		
GDIS	Distribution (General Fund)	0.00	1,150,192.97	
				-1,150,192.97
HAD0200	AAD AFC §19-5-302(14)	-70,444.54		
WARR	Warrants	1,285.44	0.00	
				-69,159.10
HAD0300	AAD PB §19-5-302(14)	-31,374.02		
WARR	Warrants	73.55	0.00	
				-31,300.47
HCA0000	ADC Inmate Care/Custody	0.00		
GDIS	Distribution (General Fund)	0.00	14,462,859.91	
				-14,462,859.91
HCA0100	ADC Inmate Care/Custody	-4,868,418.45		
WARR	Warrants	135,397.03	0.00	
				-4,733,021.42
HCP0000	Dept Community Correction	0.00		
GDIS	Distribution (General Fund)	0.00	6,147,533.65	
				-6,147,533.65
HCP0100	Dept Community Correction	-442,663.54		
WARR	Warrants	60,008.02	0.00	
				-382,655.52
HEG0000	Higher Education Grants	-10,210,900.20		

Fund Transaction by Type

Start Date: 12/31/18 End Date: 12/31/18

Fund	Fund Description	Beginning Balance	Ending Balance
Type	Type Description	Debits	Credits
GDIS	Distribution (General Fund)	0.00	3,933,112.03
			-14,144,012.23
HGA0000	Parks & Tourism	0.00	
GDIS	Distribution (General Fund)	0.00	907,479.38
			-907,479.38
HGA0100	Parks & Tourism	-355,624.68	
WARR	Warrants	118.81	0.00
			-355,505.87
HMA0000	Dept Environmental Quality	0.00	
GDIS	Distribution (General Fund)	0.00	191,013.73
			-191,013.73
HMD0000	State Military Dept	-75,000.00	
GDIS	Distribution (General Fund)	0.00	315,042.60
			-390,042.60
HMD0100	State Military Dept	-118,239.68	
WARR	Warrants	1,904.19	0.00
			-116,335.49
HMD0300	State Military Dept YCP	-5,954.05	
WARR	Warrants	223.44	0.00
			-5,730.61
HOA0000	Dept Economic Development	0.00	
GDIS	Distribution (General Fund)	0.00	1,090,511.19
			-1,090,511.19
HOA0100	Dept Economic Development	-1,499,754.81	
WARR	Warrants	424.01	0.00
			-1,499,330.80
HQA0000	Higher Education	0.00	
GDIS	Distribution (General Fund)	0.00	1,120,367.29
			-1,120,367.29
HQA0100	Higher Education	-563,182.41	
WARR	Warrants	2,228.20	0.00
			-560,954.21
HRA0000	Dept AR Heritage	-805,392.78	
GDIS	Distribution (General Fund)	0.00	791,869.42
			-1,597,262.20
HRA0101	DAH Central	-7,569.29	
WARR	Warrants	184.21	0.00
			-7,385.08
HRA0210	DAH AAC Gen Rev (0865)	-5,307.35	
WARR	Warrants	1,250.00	0.00
			-4,057.35
HRA0310	DAH Old State House (0865)	-9,307.05	
WARR	Warrants	226.11	0.00
			-9,080.94
HRA0430	DAH-NHC Gas Royal (0865)	-831,596.83	
SDIS	Distribution (Special Fund)	0.00	14,481.97
			-846,078.80
HRA0610	State Archives GR 19-5-302	-13,500.48	
WARR	Warrants	504.23	0.00
			-12,996.25

Fund Transaction by Type

Start Date:12/31/18 End Date:12/31/18

Fund	Fund Description	Beginning Balance	Ending Balance	
Type	Type Description	Debits	Credits	
HRA0910	DAH Mosaic Templars (0865)	-6,796.81		
WARR	Warrants	2,726.34	0.00	
				-4,070.47
HSA0000	Department of Labor	0.00		
GDIS	Distribution (General Fund)	0.00	117,219.87	
				-117,219.87
HSA0100	Department of Labor	-105,935.92		
WARR	Warrants	2,519.58	0.00	
				-103,416.34
HSC0000	State Central Services	-10,354,625.11		
CTAX	Claims & Taxes	145.00	0.00	
DXFR	Transfer (Deduction)	0.00	15,874,616.28	
RADJ	Receipt Adjustment	150.00	150.00	
RXFR	Transfer (Regular)	1.89	10,969.24	
SDIS	Distribution (Special Fund)	0.00	575,137.79	
SPEC	Special Reversing Entry	9,437.70	145.00	
				-26,805,908.83
HSC0500	State Central Svcs Senate	-556,690.34		
WARR	Warrants	238.02	0.00	
				-556,452.32
HSC0900	St Cent Serv-Legislative Audit	-1,602,890.08		
RCPT	Receipt	0.00	70.00	
WARR	Warrants	11,332.66	0.00	
				-1,591,627.42
HSC1100	State Central Svcs Leg Council	-730,786.25		
WARR	Warrants	40.44	0.00	
				-730,745.81
HSC1200	State Central Svcs Leg Council	-547,358.88		
WARR	Warrants	365.90	0.00	
				-546,992.98
HSC2300	AOC Judicial	-692,381.12		
WARR	Warrants	19,886.86	0.00	
				-672,494.26
HSC3001	DFA Revenue Division Operati	-1,709,784.79		
RCPT	Receipt	0.00	27,784.21	
RXFR	Transfer (Regular)	4,357.89	118,660.96	
SDIS	Distribution (Special Fund)	0.00	501,491.99	
SPEC	Special Reversing Entry	71,873.23	0.00	
WARR	Warrants	27,196.02	0.00	
				-2,254,294.81
HSC3400	St Centl Serv-Gov Office-(034)	-535,602.59		
WARR	Warrants	568.09	0.00	
				-535,034.50
HSC3701	PDC Trial Officers	-614,774.55		
WARR	Warrants	3,948.10	0.00	
				-610,826.45
HSC3702	PDC User Fees	-2,989,238.36		
SDIS	Distribution (Special Fund)	0.00	1,109.50	
WARR	Warrants	7,153.24	0.00	
				-2,983,194.62

Fund Transaction by Type

Start Date: 12/31/18 End Date: 12/31/18

Fund	Fund Description	Beginning Balance		Ending Balance
Type	Type Description	Debits	Credits	
HSC3704	PDC Administration	-629,776.77		
WARR	Warrants	492.95	0.00	
				-629,283.82
HSC5100	Lt Governors Office	-65,074.12		
WARR	Warrants	9,064.40	0.00	
				-56,009.72
HSC5300	Attorney General	-812,242.25		
WARR	Warrants	17,051.45	0.00	
				-795,190.80
HSC5900	Auditor of the State	-1,859,551.40		
WARR	Warrants	982,349.36	0.00	
				-877,202.04
HSC6101	St Cent Serv-DFA Adm Svcs-(6	-997,099.97		
WARR	Warrants	337.33	0.00	
				-996,762.64
HSC6102	DFA Management Services IT	-371,287.13		
WARR	Warrants	9,946.91	0.00	
				-361,340.22
HSC6300	Secretary of the State	-1,229,246.29		
WARR	Warrants	1,569.65	0.00	
				-1,227,676.64
HUA0000	Miscellaneous Agencies	-2,836,676.10		
GDIS	Distribution (General Fund)	0.00	1,203,300.61	
				-4,039,976.71
HUA0112	Prostate Cancer Foundation	0.00		
RXFR	Transfer (Regular)	0.00	608.40	
SDIS	Distribution (Special Fund)	0.00	10,880.31	
SPEC	Special Reversing Entry	608.40	0.00	
				-10,880.31
HUA2201	DVA Veterans Services	-7,050.26		
WARR	Warrants	900.00	0.00	
				-6,150.26
HUA2601	DFA Building Auth (615)	-86,720.83		
WARR	Warrants	321.48	0.00	
				-86,399.35
HUA3700	ACL CLEST	-189,426.44		
SDIS	Distribution (Special Fund)	0.00	231.89	
WARR	Warrants	443.90	0.00	
				-189,214.43
HUA3800	ACL GR Operations	-120,026.24		
RCPT	Receipt	0.00	8,305.50	
SDIS	Distribution (Special Fund)	0.00	129,396.38	
SPEC	Special Reversing Entry	8,305.50	0.00	
WARR	Warrants	12,849.29	0.00	
				-236,573.33
HUA4100	ABC Administration	-10,022.86		
WARR	Warrants	187.06	0.00	
				-9,835.80
HUA4400	Geology Department	-114,067.56		
WARR	Warrants	6,685.69	0.00	

Fund Transaction by Type

Start Date:12/31/18 End Date:12/31/18

Fund	Fund Description	Beginning Balance		Ending Balance
Type	Type Description	Debits	Credits	
				-107,381.87
HUA4800	ASWCC General Revenue	-204,731.11		
WARR	Warrants	780.00	0.00	
				-203,951.11
HUA5100	OMIG-State (0035)	-22,267.72		
WARR	Warrants	500.00	0.00	
				-21,767.72
HUA6501	Health Services Operating	-41,102.40		
WARR	Warrants	295.41	0.00	
				-40,806.99
HUA7001	AR Geographic Info 296/09	-18,643.20		
WARR	Warrants	1,778.79	0.00	
				-16,864.41
JAA0000	Public School Fund	-90,407,290.86		
GDIS	Distribution (General Fund)	0.00	211,072,055.42	
RXFR	Transfer (Regular)	0.00	42,937,815.62	
				-344,417,161.90
JAA1002	PSF-Misc Programs-(500)	-13,245,314.28		
WARR	Warrants	122,294.00	0.00	
				-13,123,020.28
JAA1004	AR Public School Computer N	-1,921,898.53		
WARR	Warrants	489.41	0.00	
				-1,921,409.12
JAA1006	Public School Teachers Salary	0.00		
RXFR	Transfer (Regular)	44.32	21,825.50	
SDIS	Distribution (Special Fund)	0.00	182,060.07	
SPEC	Special Reversing Entry	21,825.50	44.32	
				-182,060.07
JAA1011	PS AR Better Chance	-4,632,782.97		
WARR	Warrants	292,913.09	0.00	
				-4,339,869.88
JSL0000	State Library	-73,640.05		
GDIS	Distribution (General Fund)	0.00	554,515.36	
WARR	Warrants	1,350.00	0.00	
				-626,805.41
JWE0000	Public Sch-Career Ed	0.00		
GDIS	Distribution (General Fund)	0.00	3,141,622.77	
				-3,141,622.77
KBR5Q39	Computer Sci Init (0500)	-1,058,114.02		
WARR	Warrants	437.66	0.00	
				-1,057,676.36
MAB0200	Athletic Commission	-163,621.52		
RXFR	Transfer (Regular)	45.66	0.00	
				-163,575.86
MBC0000	ADH Breast Cancer	-6,481,955.68		
RXFR	Transfer (Regular)	0.00	15,692.32	
SDIS	Distribution (Special Fund)	0.00	276,175.91	
SPEC	Special Reversing Entry	15,692.32	0.00	
				-6,758,131.59
MBR0100	Breast Cancer Research	0.00		

Fund Transaction by Type

Start Date: 12/31/18 End Date: 12/31/18

Fund	Fund Description	Beginning Balance		Ending Balance
Type	Type Description	Debits	Credits	
RXFR	Transfer (Regular)	0.00	4,379.42	
SDIS	Distribution (Special Fund)	0.00	77,221.76	
SPEC	Special Reversing Entry	4,379.42	0.00	
				-77,221.76
MBR0200	UAMS S Komen Plate (0150)	0.00		
RXFR	Transfer (Regular)	0.00	1,050.00	
SDIS	Distribution (Special Fund)	0.00	10,424.10	
SPEC	Special Reversing Entry	1,050.00	0.00	
				-10,424.10
MCE0000	Child Support Enforcement	0.00		
GDIS	Distribution (General Fund)	0.00	1,276,136.20	
				-1,276,136.20
MCE0100	Child Support Enforcement	-3,831,660.32		
WARR	Warrants	8,422.02	0.00	
				-3,823,238.30
MCF0000	Constitutional Officers	-10,306,596.02		
DXFR	Transfer (Deduction)	0.00	7,559,341.09	
RXFR	Transfer (Regular)	0.90	6,811.29	
SDIS	Distribution (Special Fund)	0.00	79,521.98	
SPEC	Special Reversing Entry	6,811.29	0.00	
				-17,945,458.19
MCF0200	Constitutional Officers House	-703,241.87		
WARR	Warrants	9,546.25	0.00	
				-693,695.62
MCF5900	Constl Officers-Auditor Of St-	-1,841,294.00		
WARR	Warrants	8,433.26	0.00	
				-1,832,860.74
MCF5901	Const Off-Auditor Unapp (005)	-2,658,183.46		
WARR	Warrants	1,955,648.02	0.00	
				-702,535.44
MCJ0000	County Jail Reimbursement	0.00		
GDIS	Distribution (General Fund)	0.00	1,145,036.51	
				-1,145,036.51
MCJ0480	County Jail Reimburse ADC	-1,095,201.94		
WARR	Warrants	66,900.00	0.00	
				-1,028,301.94
MCJ0485	County Jail Reimburse ADCC	-132,263.00		
WARR	Warrants	14,130.00	0.00	
				-118,133.00
MCR0200	AOC Court Report (0023)	-28,164.99		
WARR	Warrants	1,050.04	0.00	
				-27,114.95
MCV0000	Co Voting Sys Grant Act 1189/	-1,510,845.86		
SDIS	Distribution (Special Fund)	0.00	91,584.07	
				-1,602,429.93
MDA0100	Drug/Alcohol Abuse Prev/Trea	-790,173.92		
RCPT	Receipt	0.00	752.00	
SDIS	Distribution (Special Fund)	0.00	3,663.22	
SPEC	Special Reversing Entry	752.00	0.00	
				-793,837.14

Fund Transaction by Type

Start Date: 12/31/18 End Date: 12/31/18

Fund	Fund Description	Beginning Balance		Ending Balance
Type	Type Description	Debits	Credits	
MEM0000	Emergency Med Svcs (0645)	-110,400.85		
SDIS	Distribution (Special Fund)	0.00	994.34	
WARR	Warrants	7.32	0.00	
				-111,387.87
MHC0100	Computer Svcs Revl-Oprs	-15,512,005.37		
WARR	Warrants	115,722.70	0.00	
				-15,396,282.67
MHF0000	Health Facility Svc Revolving	-1,298,151.27		
SDIS	Distribution (Special Fund)	0.00	251,800.64	
				-1,549,951.91
MHI0101	Health Infor Tech 19-5-1244	-2,971,738.74		
SDIS	Distribution (Special Fund)	0.00	79,809.48	
				-3,051,548.22
MHR0100	AR Home Inspectors Reg	-432,822.54		
WARR	Warrants	625.00	0.00	
				-432,197.54
MIH0000	AR Industrial Hemp (0400)	-1,427.52		
RCPT	Receipt	0.00	400.00	
SDIS	Distribution (Special Fund)	0.00	393.80	
SPEC	Special Reversing Entry	400.00	0.00	
				-1,821.32
MJA0000	Crime Information System	-574,840.76		
GDIS	Distribution (General Fund)	0.00	369,511.16	
				-944,351.92
MJA0100	Crime Information System	-3,826,192.64		
RADJ	Receipt Adjustment	980.00	0.00	
RCPT	Receipt	0.00	2,182.80	
SDIS	Distribution (Special Fund)	0.00	193,919.33	
SPEC	Special Reversing Entry	2,182.80	980.00	
WARR	Warrants	3,141.57	0.00	
				-4,016,970.40
MJF0100	Judicial Fine Coll Enhance Op	-1,591,291.97		
WARR	Warrants	603.37	0.00	
				-1,590,688.60
MJU0000	Co Juror Reimburse Act 923/1'	-573,698.06		
WARR	Warrants	7,390.00	0.00	
				-566,308.06
MLC0000	County Aid Fund	-246,077.85		
4LHC	Four Lane Highway Constructio	0.00	3,613,688.50	
GDIS	Distribution (General Fund)	0.00	1,912,009.87	
HDIS	Distribution (Highway Fund)	0.00	7,088,776.40	
HSDIS	Highway Severance Distribution	0.00	464,101.94	
				-13,324,654.56
MLC0200	County Aid Fund-Sp-(074)	-1,072,101.07		
CTAX	Claims & Taxes	90.17	0.00	
RXFR	Transfer (Regular)	0.00	23,075.85	
SDIS	Distribution (Special Fund)	0.00	329,913.71	
SPEC	Special Reversing Entry	15,929.30	90.17	
				-1,409,161.33
MLM0000	Municipal Aid	-246,077.85		

Fund Transaction by Type

Start Date: 12/31/18 End Date: 12/31/18

Fund	Fund Description	Beginning Balance		Ending Balance
Type	Type Description	Debits	Credits	
4LHC	Four Lane Highway Constructio	0.00	3,613,688.50	
GDIS	Distribution (General Fund)	0.00	2,789,783.76	
HDIS	Distribution (Highway Fund)	0.00	7,088,776.41	
HSDIS	Highway Severance Distribution	0.00	464,101.95	
				-14,202,428.47
MLM0100	Municipal Aid General Revenu	-187,238.40		
WARR	Warrants	379.31	0.00	
				-186,859.09
MLM0200	Municipal Aid Highway Revenu	-75,256.39		
RXFR	Transfer (Regular)	87.38	0.00	
WARR	Warrants	2,037.05	0.00	
				-73,131.96
MLS0100	DOL-Boiler Admin	-635,053.96		
SDIS	Distribution (Special Fund)	0.00	42,957.67	
WARR	Warrants	819.30	0.00	
				-677,192.33
MLS0200	DOL-Elec Bd Oprs	-787,336.53		
SDIS	Distribution (Special Fund)	0.00	23,918.43	
WARR	Warrants	633.11	0.00	
				-810,621.85
MLS0300	DOL-Other Revenue Receipts	-1,059,279.18		
SDIS	Distribution (Special Fund)	0.00	15,545.25	
				-1,074,824.43
MMD0100	AOC Trial Ct Adm (0023)	-1,420,145.93		
WARR	Warrants	125.00	0.00	
				-1,420,020.93
MMF0000	Performance 19-5-1013	-27,923,480.91		
GDIS	Distribution (General Fund)	0.00	1,572,558.15	
				-29,496,039.06
MMT0200	Massage Therapy (0645)	-176,894.84		
SDIS	Distribution (Special Fund)	0.00	4,553.31	
				-181,448.15
MMV0000	Motor Vehicle Acquisition	0.00		
GDIS	Distribution (General Fund)	0.00	294,854.65	
				-294,854.65
MPC0000	DFA Purchase Card Prog	-684,131.35		
WARR	Warrants	142.14	0.00	
				-683,989.21
MPH0000	Property Sales Holding	-1,174,948.18		
RCPT	Receipt	0.00	17,971.83	
RXFR	Transfer (Regular)	120.00	0.00	
				-1,192,800.01
MPH0200	Property Sales Holding	-22,689.48		
RXFR	Transfer (Regular)	0.00	120.00	
				-22,809.48
MPT0200	AR Parks & Trsm-Outdoor Grn	-5,274,278.33		
RXFR	Transfer (Regular)	32.78	22,994.51	
SDIS	Distribution (Special Fund)	0.00	273,535.63	
SPEC	Special Reversing Entry	22,994.51	32.78	
				-5,547,813.96

Fund Transaction by Type

Start Date: 12/31/18 End Date: 12/31/18

Fund	Fund Description	Beginning Balance		Ending Balance
Type	Type Description	Debits	Credits	
MRD0000	RainyDay Act 1084/2017	-20,989,961.19		
GDIS	Distribution (General Fund)	0.00	1,560,515.90	
				-22,550,477.09
MTA0201	Misc Revl-Widow/Depnd Chldr	-155,594.72		
CTAX	Claims & Taxes	0.00	10,037.16	
RXFR	Transfer (Regular)	0.00	626.24	
WARR	Warrants	450.00	0.00	
				-165,808.12
MTA0300	DFA-Miscellaneous Revl-Reve	-111,433.37		
CTAX	Claims & Taxes	0.00	1,048.44	
RXFR	Transfer (Regular)	0.00	90.17	
				-112,571.98
MTA0301	Sales/Use Tax Refunds (0630)	-8,396,966.81		
RXFR	Transfer (Regular)	0.00	795,992.44	
WARR	Warrants	199,389.03	0.00	
				-8,993,570.22
MTA0319	WasteTireFeeRefund (0630)	-971.48		
RXFR	Transfer (Regular)	0.00	88.35	
WARR	Warrants	20.34	0.00	
				-1,039.49
MTA0322	Misc Revol RET Tx/AdVal (063	-10,655.90		
RXFR	Transfer (Regular)	0.00	491.70	
WARR	Warrants	478.50	0.00	
				-10,669.10
MTA03DS	Misc Revolv DrvSvcs (0630)	-132,594.90		
RXFR	Transfer (Regular)	0.00	357.22	
WARR	Warrants	160.00	0.00	
				-132,792.12
MTA03MV	MiscRevolv MotorVeh (0630)	-1,292,010.08		
RXFR	Transfer (Regular)	0.00	20,588.71	
WARR	Warrants	2,511.52	0.00	
				-1,310,087.27
MTA0404	Misc Revl-Ins Dept-Overpayme	-1,060,684.78		
WARR	Warrants	220.00	0.00	
				-1,060,464.78
MTA6300	Misc Rev-Corp Fees & Tax Ref	-47,024.22		
CTAX	Claims & Taxes	0.00	2,795.93	
WARR	Warrants	1,166.99	0.00	
				-48,653.16
MWA0100	Geology Map Resale Revolin	-48,186.47		
RCPT	Receipt	0.00	26.16	
				-48,212.63
MWH0200	ADEM Federal Surplus 1187/05	-1,033,158.07		
WARR	Warrants	4,772.58	0.00	
				-1,028,385.49
MWJ0101	DFA Build Auth Admin (615)	-8,789,677.88		
RCPT	Receipt	0.00	1,205.39	
RXFR	Transfer (Regular)	200,000.00	0.00	
WARR	Warrants	284.06	0.00	
				-8,590,599.21

Fund Transaction by Type

Start Date: 12/31/18 End Date: 12/31/18

Fund	Fund Description	Beginning Balance	Ending Balance	
Type	Type Description	Debits	Credits	
MWJ0301	Critical Maintenance (615)	-7,759,421.54		
RXFR	Transfer (Regular)	0.00	200,000.00	
				-7,959,421.54
MWS0000	Workforce Services § 19-5-123	-1,423,073.63		
GDIS	Distribution (General Fund)	0.00	379,855.35	
RXFR	Transfer (Regular)	85,000.00	0.00	
				-1,717,928.98
NAR0000	Appraiser Lic & Cert Brd Treas	-1,002,184.62		
RCPT	Receipt	0.00	3,210.00	
				-1,005,394.62
NCC0000	ACC Residents Services (0485)	-2,115,580.25		
WARR	Warrants	1,121.60	0.00	
				-2,114,458.65
NCG0300	Landslide Rsch (0420)	-117,980.70		
WARR	Warrants	509.20	0.00	
				-117,471.50
NCH0000	Chiropractic Exam Brd (0265)	-570,911.96		
RCPT	Receipt	0.00	16,431.25	
				-587,343.21
NDA0000	Alcohol/Drug Abuse (0204)	-34,900.07		
WARR	Warrants	400.00	0.00	
				-34,500.07
NDC0100	ADC Inmate Telephone	-3,738,662.05		
WARR	Warrants	4,340.23	0.00	
				-3,734,321.82
NDC0200	ADC Inmate Welfare	-7,759,475.20		
WARR	Warrants	2,536.00	0.00	
				-7,756,939.20
NDC0300	ADC Work Release	-8,486,798.70		
WARR	Warrants	1,345.75	0.00	
				-8,485,452.95
NDC0500	ADC Paws in Prison	-103,992.17		
WARR	Warrants	346.92	0.00	
				-103,645.25
NDC0600	Medical Monetary Sanctions F	-1,537,019.73		
WARR	Warrants	334.62	0.00	
				-1,536,685.11
NED0004	ADE-Multiple-Int Treas	-872,959.06		
RXFR	Transfer (Regular)	0.00	5,474.91	
WARR	Warrants	358.61	0.00	
				-878,075.36
NED0013	Pro Lic Standards Brd (0500)	-1,682,041.18		
WARR	Warrants	632.65	0.00	
				-1,681,408.53
NED0016	LR Deseg Escrow Acct (0500)	-1,530,618.81		
RXFR	Transfer (Regular)	3,487.31	0.00	
				-1,527,131.50
NED0017	Succ Sch-Cash (0500)	-753,451.44		
RXFR	Transfer (Regular)	1,745.45	0.00	
				-751,705.99

Fund Transaction by Type

Start Date:12/31/18 End Date:12/31/18

Fund	Fund Description	Beginning Balance		Ending Balance
Type	Type Description	Debits	Credits	
NED0018	Computer Science (0500)	-96,020.02		
RXFR	Transfer (Regular)	242.15	0.00	
				-95,777.87
NES0000	PELS Treasury Pay	-1,089,602.63		
RCPT	Receipt	0.00	18,060.00	
WARR	Warrants	64.18	0.00	
				-1,107,598.45
NET0002	ETV-Cmty Serv Grnt A-Int Trea	-1,619,271.00		
WARR	Warrants	19,782.36	0.00	
				-1,599,488.64
NGC0200	Registat Prof Geologist-CIT	-48,902.18		
RCPT	Receipt	0.00	290.00	
WARR	Warrants	121.55	0.00	
				-49,070.63
NLC0000	Contractor's Lic Brd (0224)	-1,577,760.47		
WARR	Warrants	2,325.42	0.00	
				-1,575,435.05
NMD0001	Military-Oprs-Int Treas	-907,588.04		
WARR	Warrants	1,856.65	0.00	
				-905,731.39
NMV0000	MV Special Plates State (0630)	-66,115.13		
RXFR	Transfer (Regular)	0.00	7,983.91	
				-74,099.04
NMV0001	MVSpecial PlatesNonState (06	-83,794.15		
RXFR	Transfer (Regular)	0.00	8,271.57	
				-92,065.72
NMV0002	IRP Refunds (0630)	-4,243,804.77		
RXFR	Transfer (Regular)	0.00	459,285.48	
				-4,703,090.25
NMV0004	Prepaid Wireless Col	-436,528.75		
RXFR	Transfer (Regular)	0.04	356.99	
				-436,885.70
NNB0000	ASNB Nurse Ed Workshop	-1,685.29		
WARR	Warrants	350.00	0.00	
				-1,335.29
NNH0320	Ark Cmtve-Trapnall H (0865)	-62,689.38		
WARR	Warrants	27.25	0.00	
				-62,662.13
NNH0340	Ark Cmtve-Gift Shop (0865)	-5,594.00		
WARR	Warrants	1,525.00	0.00	
				-4,069.00
NNH0910	DAH Mos Tmplr Cash (0865)	-28,774.52		
WARR	Warrants	52.00	0.00	
				-28,722.52
NPB0000	Pharmacy Ckg-Int Treas	-2,860,935.01		
RCPT	Receipt	0.00	5,925.00	
WARR	Warrants	1,131.24	0.00	
				-2,865,728.77
NPT0104	PT-Sweep-Int Treas	-9,117,088.79		
RXFR	Transfer (Regular)	0.00	825.00	

Fund Transaction by Type

Start Date: 12/31/18 End Date: 12/31/18

Fund	Fund Description	Beginning Balance	Ending Balance	
Type	Type Description	Debits	Credits	
WARR	Warrants	7,994.11	0.00	
				-9,109,919.68
NPT0204	War Memorial Cash (0900)	-760,892.71		
WARR	Warrants	6,219.92	0.00	
				-754,672.79
NRE0001	Real Estate-Int Treas	-1,502,168.07		
RCPT	Receipt	0.00	23,850.00	
WARR	Warrants	27,092.11	0.00	
				-1,498,925.96
NSW0106	Soil & Water-Dam Permit Fees	-704,951.67		
WARR	Warrants	275.23	0.00	
				-704,676.44
NSW0110	Soil & Water-Wellwtr Oprs-Int	-433,228.33		
RADJ	Receipt Adjustment	125.00	125.00	
WARR	Warrants	275.23	0.00	
				-432,953.10
NSW0111	Soil & Water-Admin Fees-Int T	-2,208,620.28		
WARR	Warrants	16,250.00	0.00	
				-2,192,370.28
NSW0137	Drinking Water FY09 (0455)	-178,431.06		
WARR	Warrants	275.23	0.00	
				-178,155.83
NTC0000	TCB Sale to Minors Enf	-303,282.34		
WARR	Warrants	89.95	0.00	
				-303,192.39
NTT0000	TOWING AND REC BOARD TR	-311,314.77		
WARR	Warrants	600.00	0.00	
				-310,714.77
NVA0000	DVA Cash in Treasury	-656,626.31		
WARR	Warrants	1,170.00	0.00	
				-655,456.31
NVA0200	Veterans Cemetery § 19-5-107	-190,680.71		
WARR	Warrants	161.35	0.00	
				-190,519.36
NVA0900	ADVA STATE VET HOME AT NI	-388,056.06		
WARR	Warrants	9,677.90	0.00	
				-378,378.16
PAG0000	Agri - Paying (0400)	-30,916.24		
WARR	Warrants	464.05	0.00	
				-30,452.19
PAYROLL	Statewide Payroll Paying Acct	-741,069.35		
RXFR	Transfer (Regular)	37.51	9,139.88	
WARR	Warrants	43,934.22	0.00	
				-706,237.50
PER0100	Educ Rehab Paying-Fed Admini	-21,105.37		
RXFR	Transfer (Regular)	0.00	2,500.00	
WARR	Warrants	4,229.89	0.00	
				-19,375.48
PER0200	Educ Rehab Paying-Prch Serv	-614,490.24		
RCPT	Receipt	0.00	36,642.00	

Fund Transaction by Type

Start Date:12/31/18 End Date:12/31/18

Fund	Fund Description	Beginning Balance		Ending Balance
Type	Type Description	Debits	Credits	
RXFR	Transfer (Regular)	252,500.00	0.00	
WARR	Warrants	612.00	0.00	
				-398,020.24
PER0300	Educ Rehab Paying-Grants	-408,776.61		
RXFR	Transfer (Regular)	0.00	250,000.00	
WARR	Warrants	30,872.37	0.00	
				-627,904.24
PHD0000	Health Oper § 19-5-104	-2,364,520.37		
RCPT	Receipt	0.00	1,181,458.49	
RXFR	Transfer (Regular)	0.00	274,865.40	
WARR	Warrants	113,141.12	0.00	
				-3,707,703.14
PTA7000	DPSQA Tobacco Settlement (0	-19,472.39		
RCPT	Receipt	0.00	100.45	
WARR	Warrants	200.89	0.00	
				-19,371.95
PWD7600	DHS-Delay Grnts-AFDC	-155,323.14		
RXFR	Transfer (Regular)	0.00	8,414.00	
WARR	Warrants	1,056.00	0.00	
				-162,681.14
PWD7700	DHS-Nrs Hm Vndr Payments	-8,251,019.06		
RCPT	Receipt	0.00	5,099.24	
WARR	Warrants	200.89	0.00	
				-8,255,917.41
PWD8100	DHS-DrugVenPay-FamPlan	-11,998,642.69		
RCPT	Receipt	0.00	58,194.93	
WARR	Warrants	6,904.57	0.00	
				-12,049,933.05
PWD8600	DHS-Hosp/Med Vendor	-27,703,124.51		
RCPT	Receipt	0.00	11,670.70	
WARR	Warrants	385.78	0.00	
				-27,714,409.43
PWD8700	DHS-Med Assist Prg Admin	-3,772,964.60		
RCPT	Receipt	0.00	25,555.78	
				-3,798,520.38
PWD8900	DHS-Med Assist Prg Peer Rev	-7,238,136.81		
RCPT	Receipt	0.00	457,751.24	
WARR	Warrants	76,976.48	0.00	
				-7,618,911.57
PWD9400	DHS-Lng Trm Care Prof Contrs	-696,227.79		
RCPT	Receipt	0.00	6,001.91	
WARR	Warrants	24,371.83	0.00	
				-677,857.87
PWD9600	DHS ARKIDS B Prg	-7,249,623.31		
RCPT	Receipt	0.00	8,686.52	
WARR	Warrants	469.99	0.00	
				-7,257,839.84
PWE1500	DHS-Older Wrkr Prgm	-11,562.42		
WARR	Warrants	11,501.00	0.00	
				-61.42

Fund Transaction by Type

Start Date:12/31/18 End Date:12/31/18

Fund	Fund Description	Beginning Balance	Ending Balance	
Type	Type Description	Debits	Credits	
PWE2300	DHS Sr Citizens Centers	-57,437.21		
WARR	Warrants	57,138.00	0.00	
				-299.21
PWE6000	DHS DBS Purchase of Service	-1,077,361.29		
WARR	Warrants	5,552.02	0.00	
				-1,071,809.27
PWE9000	DHS Family Preservation	-421,734.22		
RCPT	Receipt	0.00	17,748.54	
WARR	Warrants	9,348.54	0.00	
				-430,134.22
PWE9100	DHS DCF IV E Foster Care	-2,150,675.85		
RCPT	Receipt	0.00	24,289.22	
RXFR	Transfer (Regular)	0.00	13,168.18	
WARR	Warrants	171,659.57	0.00	
				-2,016,473.68
PWE9300	DHS DCF Child Care Cost	-1,947,955.03		
RCPT	Receipt	0.00	4,388.59	
WARR	Warrants	24,676.59	0.00	
				-1,927,667.03
PWE9400	DHS Food Stamps	-194,239.99		
WARR	Warrants	2,399.94	0.00	
				-191,840.05
PWE9700	DHS-Comm Dev Blk Grants-(7	-529,221.89		
RCPT	Receipt	0.00	330,249.23	
WARR	Warrants	334,312.88	0.00	
				-525,158.24
PWP0100	Dept of Human Svcs-DDS St O	-16,751.51		
WARR	Warrants	200.00	0.00	
				-16,551.51
PWP1000	Dept Of Human Svcs-Dir Off Ac	-131,654.63		
RCPT	Receipt	0.00	681.51	
RXFR	Transfer (Regular)	0.00	10.35	
				-132,346.49
PWP1200	DHS-Office CLO (0710)	-25,951.48		
RCPT	Receipt	0.00	304.58	
RXFR	Transfer (Regular)	0.00	25.21	
				-26,281.27
PWP1300	DHS OFFICE SEC/COMP ADM	-3,838.03		
RCPT	Receipt	0.00	376.16	
RXFR	Transfer (Regular)	0.00	7.87	
				-4,222.06
PWP1500	Dept Of Human Svcs-Chief Coi	-1,426,107.87		
RCPT	Receipt	0.00	1,869.06	
RXFR	Transfer (Regular)	0.00	182.92	
WARR	Warrants	432.60	0.00	
				-1,427,727.25
PWP2000	Dept of Human Svcs-Aging Ad	-5,349,303.08		
RCPT	Receipt	0.00	233.95	
RXFR	Transfer (Regular)	0.00	690.17	
WARR	Warrants	3,665.52	0.00	

Fund Transaction by Type

Start Date: 12/31/18 End Date: 12/31/18

Fund	Fund Description	Beginning Balance	Ending Balance	
Type	Type Description	Debits	Credits	
				-5,346,561.68
PWP2500	Dept of Human Svcs-DCFS Ad	-848,479.22		
RCPT	Receipt	0.00	7,578.27	
RXFR	Transfer (Regular)	0.00	99,764.31	
WARR	Warrants	10,400.34	0.00	
				-945,421.46
PWP2600	Child Abuse Prev Bd (0710)	-149,734.55		
WARR	Warrants	19,467.50	0.00	
				-130,267.05
PWP3000	Dept of Human Svcs-DCCECE	-928,012.74		
RCPT	Receipt	0.00	447.61	
WARR	Warrants	1,206.35	0.00	
				-927,254.00
PWP3500	Dept Of Human Svcs-Mntl Hlth	-1,574,691.20		
RCPT	Receipt	0.00	28.67	
RXFR	Transfer (Regular)	0.00	13,042.55	
WARR	Warrants	58,721.56	0.00	
				-1,529,040.86
PWP4000	Dept Of Human Svcs-Medsvcs	-25,653,078.41		
RCPT	Receipt	0.00	66.75	
RXFR	Transfer (Regular)	0.00	226.58	
				-25,653,371.74
PWP4500	Dept Of Human Svcs-Co Oprs-	-1,743,782.54		
RCPT	Receipt	0.00	44,794.60	
RXFR	Transfer (Regular)	0.00	24,051.05	
WARR	Warrants	16,471.61	0.00	
				-1,796,156.58
PWP5000	Dept Of Human Svcs-Admin Sr	-1,838,761.98		
RCPT	Receipt	0.00	8,794.22	
RXFR	Transfer (Regular)	0.00	3,589.87	
				-1,851,146.07
PWP5100	DHS-Office CPO (0710)	-214,195.82		
RCPT	Receipt	0.00	2,894.85	
RXFR	Transfer (Regular)	0.00	1.68	
				-217,092.35
PWP5200	DHS-Office CIO (0710)	-1,213,779.71		
RCPT	Receipt	0.00	9,091.31	
RXFR	Transfer (Regular)	0.00	9,204.21	
WARR	Warrants	335.23	0.00	
				-1,231,740.00
PWP5300	DHS-Office HR (0710)	-260,147.28		
RCPT	Receipt	0.00	2,646.36	
RXFR	Transfer (Regular)	0.00	15.30	
				-262,808.94
PWP5500	Dept of Human Svcs-DDS Adm	-3,652,256.85		
RCPT	Receipt	0.00	133.56	
WARR	Warrants	62,048.85	0.00	
				-3,590,341.56
PWP6500	Dept Of Human Svcs-Blind Srv	-1,567,897.07		
RCPT	Receipt	0.00	76.47	

Fund Transaction by Type

Start Date:12/31/18 End Date:12/31/18

Fund	Fund Description	Beginning Balance	Ending Balance
Type	Type Description	Debits	Credits
			-1,567,973.54
PWP7000	Div of Provider Serv&Qual Ass	-353,939.34	
RCPT	Receipt	0.00	2,188.43
RXFR	Transfer (Regular)	0.00	70.33
WARR	Warrants	7,123.02	0.00
			-349,075.08
PWP7500	Dept of Human Svcs-Vol Admir	-131,538.19	
RCPT	Receipt	0.00	956.54
RXFR	Transfer (Regular)	0.00	10.57
WARR	Warrants	22,440.94	0.00
			-110,064.36
PWP8000	Dept Of Human Svcs-Yth Srv P	-110,843.01	
WARR	Warrants	9,426.75	0.00
			-101,416.26
PWS0000	Temp Emp Asst Svc § 19-5-104	-536,356.78	
RCPT	Receipt	0.00	21,221.20
RXFR	Transfer (Regular)	143,759.57	85,000.00
WARR	Warrants	362.14	0.00
			-498,456.27
PWS0400	St Generated Fund TANF (0810	-92,868.45	
WARR	Warrants	322.50	0.00
			-92,545.95
RRA0000	State Hwy & Transportation	-316,115,320.38	
COFF	Checks Charged Off	41,225.00	0.00
CTAX	Claims & Taxes	420.77	0.00
HDIS	Distribution (Highway Fund)	0.00	33,080,956.55
HSDIS	Highway Severance Distribution	0.00	2,165,809.07
RCPT	Receipt	0.00	2,803,939.60
RXFR	Transfer (Regular)	1,273,701.87	2,223,556.02
SDIS	Distribution (Special Fund)	0.00	1,254,918.03
SPEC	Special Reversing Entry	3,443,281.84	1,314,686.40
WARR	Warrants	1,906,254.08	0.00
			-352,294,302.49
RRA4LHC	4 Lane Highway Construction	-745,325,051.31	
4LHC	Four Lane Highway Constructio	0.00	16,863,879.67
RXFR	Transfer (Regular)	152,850.33	818,712.61
SPEC	Special Reversing Entry	818,712.61	152,850.33
WARR	Warrants	678,404.32	0.00
			-761,510,526.66
RRB0000	State Aid Road	-11,276,428.87	
RXFR	Transfer (Regular)	1,454.84	53,245.94
SDIS	Distribution (Special Fund)	0.00	1,707,903.59
SPEC	Special Reversing Entry	53,245.94	1,454.84
			-12,984,332.46
RRC0000	State Aid Street (0090)	-10,925,217.75	
RXFR	Transfer (Regular)	1,454.84	53,245.94
SDIS	Distribution (Special Fund)	0.00	1,707,903.59
SPEC	Special Reversing Entry	53,245.94	1,454.84
			-12,633,121.34
SAB0100	AR Motor Vehicle Comm-Oprs	-2,555,608.75	
RCPT	Receipt	0.00	11,095.00

Fund Transaction by Type

Start Date:12/31/18 End Date:12/31/18

Fund	Fund Description	Beginning Balance		Ending Balance
Type	Type Description	Debits	Credits	
SDIS	Distribution (Special Fund)	0.00	43,084.18	
SPEC	Special Reversing Entry	11,095.00	0.00	
				-2,598,692.93
SAC0000	Asbestos Control	-1,212,585.29		
SDIS	Distribution (Special Fund)	0.00	14,501.68	
				-1,227,086.97
SAE0200	AR Econ Dev-3.9% Rebate	0.00		
LCRT	General Letter of Cert	0.00	1,850,291.00	
				-1,850,291.00
SAH0200	Oil Museum-Oil/Brine	-57,198.43		
SDIS	Distribution (Special Fund)	0.00	4,773.06	
				-61,971.49
SAT0000	Special Addl Taxes (0630)	-203,057.79		
RXFR	Transfer (Regular)	25,587.78	97,795.67	
				-275,265.68
SBA0100	Keep AR Beautiful-Oprs	-523,266.95		
RXFR	Transfer (Regular)	0.00	63,122.58	
				-586,389.53
SBB0100	Soybean Board-Operations	-4,243,469.00		
RCPT	Receipt	0.00	237.66	
RXFR	Transfer (Regular)	899,065.35	964,798.50	
SDIS	Distribution (Special Fund)	0.00	1,054,756.28	
SPEC	Special Reversing Entry	936,510.80	899,065.35	
				-5,326,750.64
SBC0100	AR Beef Council	-100,701.23		
RCPT	Receipt	0.00	4,694.00	
RXFR	Transfer (Regular)	33,660.67	34,211.34	
SDIS	Distribution (Special Fund)	0.00	37,964.78	
SPEC	Special Reversing Entry	9,726.34	7,104.00	
WARR	Warrants	152.03	0.00	
				-141,136.31
SBN0100	Ar St Bd of Nursing-Oprs	-4,439,822.76		
SDIS	Distribution (Special Fund)	0.00	385,720.40	
WARR	Warrants	3,932.72	0.00	
				-4,821,610.44
SBS0000	Boating Safety(080)	0.00		
RXFR	Transfer (Regular)	21,019.27	1,706.00	
SDIS	Distribution (Special Fund)	0.00	21,019.27	
SPEC	Special Reversing Entry	1,706.00	0.00	
				0.00
SCB0100	AR Catfish Promotion	-90,031.32		
SDIS	Distribution (Special Fund)	0.00	353.44	
				-90,384.76
SCE0000	St Crime Lab Equip-Special	-389,337.30		
SDIS	Distribution (Special Fund)	0.00	37,787.32	
				-427,124.62
SCP0000	AR Child Passenger Protection	-205,624.76		
SDIS	Distribution (Special Fund)	0.00	7,440.88	
				-213,065.64
SCS0200	ADHE - PVC Op (0700)	-191,423.48		

Fund Transaction by Type

Start Date: 12/31/18 End Date: 12/31/18

Fund	Fund Description	Beginning Balance		Ending Balance
Type	Type Description	Debits	Credits	
SDIS	Distribution (Special Fund)	0.00	5,951.30	
WARR	Warrants	239.66	0.00	
				-197,135.12
SCT0100	DHS-Child Care Opr	0.00		
SDIS	Distribution (Special Fund)	0.00	7,349.29	
				-7,349.29
SCX0000	Conservation Tax	-657,321.77		
RXFR	Transfer (Regular)	6,354,608.72	221,779.28	
SDIS	Distribution (Special Fund)	0.00	6,312,258.26	
SPEC	Special Reversing Entry	221,779.28	42,350.46	
				-657,321.77
SDA0100	Aeronautics-Oprs	-7,747,876.25		
RXFR	Transfer (Regular)	0.00	2,068.64	
SDIS	Distribution (Special Fund)	0.00	732,912.52	
SPEC	Special Reversing Entry	2,068.64	0.00	
				-8,480,788.77
SDC0100	ADC Farm Reserve	-1,638,921.97		
SDIS	Distribution (Special Fund)	0.00	493,273.66	
WARR	Warrants	74,313.49	0.00	
				-2,057,882.14
SDD0100	Dept of Correc-Industry Oprs	-1,157,658.65		
SDIS	Distribution (Special Fund)	0.00	515,502.58	
WARR	Warrants	57,024.70	0.00	
				-1,616,136.53
SDF0101	State Forestry 19-6-411	-3,369,592.99		
RCPT	Receipt	0.00	273,208.35	
SDIS	Distribution (Special Fund)	0.00	929,313.81	
SPEC	Special Reversing Entry	273,208.35	0.00	
WARR	Warrants	9,249.94	0.00	
				-4,289,656.86
SDG0000	Game Protection Fund	-7,288,350.53		
RCPT	Receipt	0.00	118,490.83	
RXFR	Transfer (Regular)	0.00	2,847,662.77	
SDIS	Distribution (Special Fund)	0.00	2,758,847.16	
SPEC	Special Reversing Entry	118,402.38	0.00	
WARR	Warrants	241,256.20	0.00	
				-12,653,692.71
SDG0100	GPF-License Plate Fnd	-3,852,808.99		
RXFR	Transfer (Regular)	0.00	4,935.21	
WARR	Warrants	1,150.58	0.00	
				-3,856,593.62
SDG0700	Game Protection Nature Cntr (-570,079.65		
WARR	Warrants	116.36	0.00	
				-569,963.29
SDG0800	AGFC-Gas Lease (0080(-89,737.27		
RCPT	Receipt	0.00	3,564.69	
SDIS	Distribution (Special Fund)	0.00	13,310.16	
SPEC	Special Reversing Entry	3,564.69	0.00	
				-103,047.43
SDG1100	AGFC Hog Erad Prog 19-6-420	-176,310.70		
WARR	Warrants	902.91	0.00	

Fund Transaction by Type

Start Date: 12/31/18 End Date: 12/31/18

Fund	Fund Description	Beginning Balance		Ending Balance
Type	Type Description	Debits	Credits	
				-175,407.79
SDH4300	Securities Dept-Operations	-3,645,589.96		
RCPT	Receipt	0.00	5,334.00	
SDIS	Distribution (Special Fund)	0.00	224,607.77	
SPEC	Special Reversing Entry	5,034.00	0.00	
				-3,870,497.73
SDI0000	Interpreters Deaf/Hearing Imp	-101,738.51		
SDIS	Distribution (Special Fund)	0.00	743.30	
WARR	Warrants	13.74	0.00	
				-102,468.07
SDL0100	Commercial Drivers Lic	-7,849,341.91		
RXFR	Transfer (Regular)	0.00	163,471.99	
SDIS	Distribution (Special Fund)	0.00	201,162.04	
SPEC	Special Reversing Entry	163,471.99	0.00	
				-8,050,503.95
SDL0200	Motor Carr Sys Enh 27-14-602	-11,526.26		
SDIS	Distribution (Special Fund)	0.00	11,657.07	
				-23,183.33
SDN0100	St Crime Lab-DNA Det Oprs	-1,263,360.55		
SDIS	Distribution (Special Fund)	0.00	81,443.08	
WARR	Warrants	26,055.58	0.00	
				-1,318,748.05
SDO0100	Oil & Gas Comm-Operations	-40,818,884.77		
SDIS	Distribution (Special Fund)	0.00	341,052.74	
WARR	Warrants	65.40	0.00	
				-41,159,872.11
SDP0101	Plant Board 19-6-408	-10,936,561.16		
RCPT	Receipt	0.00	2,006,351.50	
SDIS	Distribution (Special Fund)	0.00	1,978,590.51	
SPEC	Special Reversing Entry	2,006,351.50	0.00	
WARR	Warrants	24,907.20	0.00	
				-12,890,244.47
SDP4601	Plant Board Grain Warehouse	-129,151.84		
WARR	Warrants	362.83	0.00	
				-128,789.01
SDV0000	Dom Violence Shelter (0610)	-25,181.31		
SDIS	Distribution (Special Fund)	0.00	2,498.71	
				-27,680.02
SEA0000	Educational Adequacy	0.00		
LCRT	General Letter of Cert	0.00	2,440,120.42	
RXFR	Transfer (Regular)	43,554,704.89	1,432,507.33	
SDIS	Distribution (Special Fund)	0.00	40,846,131.98	
SPEC	Special Reversing Entry	1,432,507.33	268,452.49	
				0.00
SEF0100	ASP Equipment-AFIS System	-6,947,959.78		
RCPT	Receipt	0.00	5,400.80	
SDIS	Distribution (Special Fund)	0.00	226,971.95	
SPEC	Special Reversing Entry	3,498.80	0.00	
WARR	Warrants	78,993.36	0.00	
				-7,097,840.37

Fund Transaction by Type

Start Date: 12/31/18 End Date: 12/31/18

Fund	Fund Description	Beginning Balance		Ending Balance
Type	Type Description	Debits	Credits	
SEP0000	Drug/Crime Enf/Pros Act 1086/	-690,241.70		
SDIS	Distribution (Special Fund)	0.00	97,252.83	
				-787,494.53
SFP0300	Fire Prot Prem-Baxter	-3,260.97		
WARR	Warrants	3,260.97	0.00	
				0.00
SFP4700	Fire Prot Prem-Mississippi	-7,795.59		
WARR	Warrants	2,028.98	0.00	
				-5,766.61
SFP5200	Fire Prot Prem-Ouachita	-49,244.37		
WARR	Warrants	7,294.87	0.00	
				-41,949.50
SFP7300	Fire Prot Prem-White	-8,064.90		
WARR	Warrants	1,636.51	0.00	
				-6,428.39
SFS0000	Cigarette Fire Safe 697/09	-277,600.50		
SDIS	Distribution (Special Fund)	0.00	20,674.50	
				-298,275.00
SGS0100	Corn Grain Sorghum Bd-Oper:	-1,004,021.55		
RXFR	Transfer (Regular)	0.00	4,306.14	
SDIS	Distribution (Special Fund)	0.00	71,330.34	
SPEC	Special Reversing Entry	4,306.14	0.00	
				-1,075,351.89
SHA0000	Dept of Hlth-HVACR	-308,744.77		
SDIS	Distribution (Special Fund)	0.00	21,166.75	
				-329,911.52
SHF0100	DAH-Consr Tax-Dir Off	-2,917,996.59		
RXFR	Transfer (Regular)	0.00	568,103.24	
WARR	Warrants	981.00	0.00	
				-3,485,118.83
SHF0300	DAH-Consr Tax-Arts Co	-88,285.78		
WARR	Warrants	13,223.00	0.00	
				-75,062.78
SHF0400	DAH-Consr Tax-Commr Comm	-12,146.15		
WARR	Warrants	8,232.04	0.00	
				-3,914.11
SHF0600	DAH-Consr Tax-Natl Hrtg	-3,972.84		
WARR	Warrants	1,084.05	0.00	
				-2,888.79
SHF0700	DAH-Consr Tax-Terr Restr	-39,687.46		
WARR	Warrants	671.41	0.00	
				-39,016.05
SHK0000	Milk Inspection	-113,130.85		
SDIS	Distribution (Special Fund)	0.00	25,715.95	
				-138,846.80
SHL0000	Plumbers Licensing	-633,617.40		
SDIS	Distribution (Special Fund)	0.00	194,123.71	
				-827,741.11
SHM0100	Mfg Home Comm-Operations	-520,804.36		
SDIS	Distribution (Special Fund)	0.00	5,685.49	

Fund Transaction by Type

Start Date: 12/31/18 End Date: 12/31/18

Fund	Fund Description	Beginning Balance	Ending Balance	
Type	Type Description	Debits	Credits	
WARR	Warrants	33.60	0.00	-526,456.25
SHW0000	Haz Waste Permit Fee	-4,402,895.27		
SDIS	Distribution (Special Fund)	0.00	141,122.79	
WARR	Warrants	383.40	0.00	-4,543,634.66
SIA0101	L/P Equine Infectious Anemia	-502,047.40		
SDIS	Distribution (Special Fund)	0.00	4,568.08	-506,615.48
SIB0100	Bank Department-Operations	-15,446,624.98		
SDIS	Distribution (Special Fund)	0.00	6,128.51	
WARR	Warrants	30,736.92	0.00	-15,422,016.57
SIL0100	LP Gas Board Oprs	-1,393,358.00		
RCPT	Receipt	0.00	24,800.00	
SDIS	Distribution (Special Fund)	0.00	120,761.23	
SPEC	Special Reversing Entry	24,800.00	0.00	
WARR	Warrants	698.58	0.00	-1,513,420.65
SIP0101	Poultry & Egg Grading 19-6-40	-5,539,005.78		
SDIS	Distribution (Special Fund)	0.00	147,110.95	-5,686,116.73
SIR0000	Commercial Truck Safety/Educ	-3,900,461.06		
WARR	Warrants	34,830.36	0.00	-3,865,630.70
SIS0000	Road/Bridge/ Rep/Maint/Gant	-0.23		
RXFR	Transfer (Regular)	0.00	1,582.55	
SDIS	Distribution (Special Fund)	0.00	162,842.79	
SPEC	Special Reversing Entry	1,582.55	0.00	-162,843.02
SJP0100	Public Service-Utilities	-7,997,815.51		
SDIS	Distribution (Special Fund)	0.00	492.25	
WARR	Warrants	1,164.06	0.00	-7,997,143.70
SKL0000	Skills Development 19-6-830	-22,572,056.28		
WARR	Warrants	5,368.75	0.00	-22,566,687.53
SLS0000	Beneficiaries of Fallen Law En	-15,355.40		
RXFR	Transfer (Regular)	0.00	31.25	
SDIS	Distribution (Special Fund)	0.00	320.98	
SPEC	Special Reversing Entry	31.25	0.00	-15,676.38
SMB0000	Recyclables Program 19-6-471	-390,029.87		
SDIS	Distribution (Special Fund)	0.00	492.25	-390,522.12
SMD0000	Specialty Court Prog 19-6-489	-142,311.50		
SDIS	Distribution (Special Fund)	0.00	220.93	-142,532.43
SMF0000	Military Funeral Hon 784/09	-228,145.05		
RXFR	Transfer (Regular)	0.00	190.00	

Fund Transaction by Type

Start Date: 12/31/18 End Date: 12/31/18

Fund	Fund Description	Beginning Balance		Ending Balance
Type	Type Description	Debits	Credits	
SDIS	Distribution (Special Fund)	0.00	2,986.28	
SPEC	Special Reversing Entry	190.00	0.00	
				-231,131.33
SMI0000	MMImplementOperation (0620)	-2,310,419.17		
SDIS	Distribution (Special Fund)	0.00	11,081.03	
				-2,321,500.20
SMI0100	AMMA Refund Holding (0625)	-1,159,166.25		
RADJ	Receipt Adjustment	7,500.00	0.00	
SDIS	Distribution (Special Fund)	25,436.25	0.00	
SPEC	Special Reversing Entry	0.00	7,500.00	
				-1,133,730.00
SML0000	Domestic Peace	0.00		
SDIS	Distribution (Special Fund)	0.00	25,716.80	
				-25,716.80
SMM0100	AMMA Refunds (0625)	-90,000.00		
RADJ	Receipt Adjustment	0.00	7,500.00	
				-97,500.00
SMP0000	ASP Special Operating	0.00		
GDIS	Distribution (General Fund)	0.00	2,523,715.93	
				-2,523,715.93
SMP0100	ASP Special Operating	-364,070.17		
RADJ	Receipt Adjustment	0.00	980.50	
RCPT	Receipt	0.00	12,611.00	
RXFR	Transfer (Regular)	66.89	83,792.92	
SDIS	Distribution (Special Fund)	0.00	906,338.65	
SPEC	Special Reversing Entry	91,730.92	0.00	
WARR	Warrants	5,959.06	0.00	
				-1,270,036.37
SMP0200	ASP Indirect Admin Costs	-1,361,954.54		
RXFR	Transfer (Regular)	0.00	8,981.99	
				-1,370,936.53
SMP0500	ASP Used Motor Vehicle	-575,231.22		
RCPT	Receipt	0.00	3,250.00	
SDIS	Distribution (Special Fund)	0.00	82,166.37	
SPEC	Special Reversing Entry	3,250.00	0.00	
WARR	Warrants	185.50	0.00	
				-657,212.09
SMP0600	ASP-PI/Security	-602,806.02		
RADJ	Receipt Adjustment	0.50	0.00	
RCPT	Receipt	0.00	2,020.00	
SDIS	Distribution (Special Fund)	0.00	30,219.23	
SPEC	Special Reversing Entry	2,020.00	0.50	
				-633,025.25
SMP0700	ASP Salvage Auction	-577,135.91		
RCPT	Receipt	0.00	442.50	
SDIS	Distribution (Special Fund)	0.00	1,685.96	
SPEC	Special Reversing Entry	442.50	0.00	
				-578,821.87
SMP0800	AR Wireless Network	-397,618.17		
RXFR	Transfer (Regular)	0.00	66.89	
WARR	Warrants	306.00	0.00	

Fund Transaction by Type

Start Date:12/31/18 End Date:12/31/18

Fund	Fund Description	Beginning Balance		Ending Balance
Type	Type Description	Debits	Credits	
				-397,379.06
SMP2003	ASP Highway Safety 402	-117,208.84		
RXFR	Transfer (Regular)	8,451.57	0.00	-108,757.27
SMP3021	Hwy Safety 405 MAP 21Act120	-63,478.83		
RXFR	Transfer (Regular)	530.42	0.00	-62,948.41
SMP8800	ASP Vehicles (0960)	-3,754,012.56		
SDIS	Distribution (Special Fund)	0.00	75,424.90	-3,829,437.46
SMS0000	ADH Marine Sanitation	-132,976.82		
RXFR	Transfer (Regular)	0.00	5,044.63	-138,021.45
SNP0100	Nuclear Planning & Response	-411,329.28		
RXFR	Transfer (Regular)	9,088.40	0.00	-402,240.88
SPC0101	L/P Brucellosis Erad/Inspectio	-863,662.83		
RXFR	Transfer (Regular)	862.00	862.00	
SDIS	Distribution (Special Fund)	0.00	48,772.68	
SPEC	Special Reversing Entry	862.00	862.00	
WARR	Warrants	16.87	0.00	-912,418.64
SPD0100	People With Disabilities	-16,791.26		
SDIS	Distribution (Special Fund)	0.00	475.02	-17,266.28
SPF0100	Comty Punshmt Rev-Oprs	-7,539,048.55		
SDIS	Distribution (Special Fund)	0.00	723,468.19	-8,262,516.74
SPS0101	Livestock/Poultry Special Rev	-1,121,704.56		
SDIS	Distribution (Special Fund)	0.00	83,975.25	-1,205,679.81
SPT0100	Conscr Tax-Oprs	-13,672,013.23		
RXFR	Transfer (Regular)	0.00	2,840,516.22	
SDIS	Distribution (Special Fund)	0.00	870.38	
WARR	Warrants	15,922.33	0.00	-16,497,477.50
SRP0100	Rice Research & Promo Bd-Opr	-97,186.08		
RCPT	Receipt	0.00	334.02	
RXFR	Transfer (Regular)	0.00	13,151.49	
SDIS	Distribution (Special Fund)	0.00	434,414.11	
SPEC	Special Reversing Entry	13,485.51	0.00	
WARR	Warrants	402.06	0.00	-531,198.13
SRS0000	Reg Sub Stor Tank Prg	-2,116,073.16		
SDIS	Distribution (Special Fund)	0.00	5,454.13	-2,121,527.29
SSA0000	AR CourtAppointedSpecAdvo	-3,513.36		
SDIS	Distribution (Special Fund)	0.00	339.15	-3,852.51
SSC0480	ADC Sex/Child Offen Reg-048	-174,600.82		

Fund Transaction by Type

Start Date: 12/31/18 End Date: 12/31/18

Fund	Fund Description	Beginning Balance		Ending Balance
Type	Type Description	Debits	Credits	
SDIS	Distribution (Special Fund)	0.00	1,890.03	
				-176,490.85
SSC0990	ACIC Sex/Child Offend Reg-09	-15,302.52		
SDIS	Distribution (Special Fund)	0.00	1,890.03	
WARR	Warrants	565.56	0.00	
				-16,626.99
SSD0000	Individual Sewage Disposal Sy	-68,214.03		
SDIS	Distribution (Special Fund)	0.00	1,600.80	
				-69,814.83
SSE0000	AR Citizens 1st Resp Safety	-8.92		
RCPT	Receipt	0.00	948.54	
SDIS	Distribution (Special Fund)	0.00	19,455.08	
SPEC	Special Reversing Entry	948.54	0.00	
				-19,464.00
SST0101	Livestock/Poultry Swine Testir	-1,542.92		
SDIS	Distribution (Special Fund)	0.00	3.88	
				-1,546.80
SSV0000	Alcoholic Bev Control 19-6-82:	-733,106.62		
SDIS	Distribution (Special Fund)	0.00	7,180.29	
WARR	Warrants	17.41	0.00	
				-740,269.50
SSW0100	Social Work Licensing-Operati	-676,886.41		
SDIS	Distribution (Special Fund)	0.00	13,728.85	
WARR	Warrants	166.30	0.00	
				-690,448.96
STC0100	Telecomm Equip Fund-Oprs	-657,795.33		
RCPT	Receipt	0.00	491.96	
SDIS	Distribution (Special Fund)	0.00	35,090.81	
SPEC	Special Reversing Entry	491.96	0.00	
				-692,886.14
STR0000	AR Tob Cont Rev ACA 19-6-83	-1,198,635.64		
SDIS	Distribution (Special Fund)	0.00	3,987.22	
				-1,202,622.86
SVS0000	AR Video Service Fund (0063)	-15,937.93		
SDIS	Distribution (Special Fund)	0.00	193.80	
				-16,131.73
SWF0100	Wkforce 2000 Dev-Grant/Exp	0.00		
RADJ	Receipt Adjustment	0.00	2,207,773.40	
SDIS	Distribution (Special Fund)	0.00	2,139,332.42	
SPEC	Special Reversing Entry	2,207,773.40	0.00	
				-2,139,332.42
SWG0000	AR Wine Grants (0900)	-10,174.50		
SDIS	Distribution (Special Fund)	0.00	1,938.00	
				-12,112.50
SWP0100	Wheat Promotion Bd-Operatio	-92,250.95		
RXFR	Transfer (Regular)	0.00	674.08	
SDIS	Distribution (Special Fund)	0.00	709.66	
SPEC	Special Reversing Entry	674.08	0.00	
				-92,960.61
SWT0000	In God We Trust License Plate	0.00		

Fund Transaction by Type

Start Date:12/31/18 End Date:12/31/18

Fund	Fund Description	Beginning Balance		Ending Balance
Type	Type Description	Debits	Credits	
RXFR	Transfer (Regular)	0.00	724.63	
SDIS	Distribution (Special Fund)	0.00	6,322.70	
SPEC	Special Reversing Entry	724.63	0.00	
				-6,322.70
SXA0100	AR Abstractors' BD 19-6-415	-105,512.22		
SDIS	Distribution (Special Fund)	0.00	73.84	
				-105,586.06
SXV0100	Veterinary Exam Board-Operat	-505,158.95		
WARR	Warrants	141.09	0.00	
				-505,017.86
TAD0201	Pesticide/Plant Disposal 19-5-4	-1,272,026.40		
RCPT	Receipt	0.00	222,430.00	
SDIS	Distribution (Special Fund)	0.00	218,982.33	
SPEC	Special Reversing Entry	222,430.00	0.00	
				-1,491,008.73
TAJ0300	St Admin Of Justice-St Prgms/	-1,616,424.35		
RXFR	Transfer (Regular)	0.00	103,327.80	
SDIS	Distribution (Special Fund)	0.00	1,230,910.36	
SPEC	Special Reversing Entry	103,327.80	0.00	
				-2,847,334.71
TAS0000	Securities Reserve	-19,780,961.23		
RCPT	Receipt	0.00	3,881,968.98	
				-23,662,930.21
TAX0000	Ad Valorem Tax	-576,589.52		
RXFR	Transfer (Regular)	0.00	379.18	
				-576,968.70
TBB0000	DFA Rev-Interstate Mtr Fuel Ta	-12,787.26		
WARR	Warrants	1,361.91	0.00	
				-11,425.35
TBP0000	Best Practices Act 570/11 S124	-1,026,796.90		
SDIS	Distribution (Special Fund)	0.00	271,338.04	
				-1,298,134.94
TCA0100	County Assessors Continuing	-304,094.73		
SDIS	Distribution (Special Fund)	0.00	581.40	
WARR	Warrants	1,371.13	0.00	
				-303,305.00
TCC0100	County Coll Ctng Ed-Oprs-(051	-113,459.32		
WARR	Warrants	222.68	0.00	
				-113,236.64
TCI0100	Wrforce Ed-Constr Craft Trng I	-483,222.41		
RCPT	Receipt	0.00	11.83	
				-483,234.24
TCR0100	Crime Victims Reparation Rev	-253,094.81		
RCPT	Receipt	0.00	14.40	
SDIS	Distribution (Special Fund)	0.00	467.83	
SPEC	Special Reversing Entry	14.40	0.00	
WARR	Warrants	12,669.08	0.00	
				-240,893.56
TCT0200	Children's Trust (0710)	-2,603,256.63		
SDIS	Distribution (Special Fund)	0.00	19,912.95	

Fund Transaction by Type

Start Date:12/31/18 End Date:12/31/18

Fund	Fund Description	Beginning Balance		Ending Balance
Type	Type Description	Debits	Credits	
				-2,623,169.58
TDP0100	Death/Permanent Ttl Disability	-96,262,664.65		
RCPT	Receipt	0.00	92,145.10	
RXFR	Transfer (Regular)	10,344,388.77	10,344,388.77	
WARR	Warrants	1,335.86	0.00	
				-96,353,473.89
TDT9200	Tourism Development Trust	-4,972,698.61		
RXFR	Transfer (Regular)	9.35	17,726.46	
SDIS	Distribution (Special Fund)	0.00	1,211,213.25	
SPEC	Special Reversing Entry	17,726.46	9.35	
WARR	Warrants	11,096.66	0.00	
				-6,172,815.20
TEM1001	Revolving Loan Certificate	-12,646,044.30		
WARR	Warrants	107.91	0.00	
				-12,645,936.39
TER0000	Teacher Retirement	-2,569,534.51		
WARR	Warrants	230,414.37	0.00	
				-2,339,120.14
TES0100	Dept Workforce Services Trust	-171,944.78		
RCPT	Receipt	0.00	20,470.18	
WARR	Warrants	56,823.17	0.00	
				-135,591.79
TEX0000	Education Excellence Trust	0.00		
LCRT	General Letter of Cert	0.00	27,602,641.83	
				-27,602,641.83
TGC0000	Corporate Income Tax	-7,916,326.21		
NDXF	Transfer (Non-Distribution)	0.00	449,487.40	
WARR	Warrants	310,173.81	0.00	
				-8,055,639.80
TGI0000	Individual Income Tax	-8,956,145.33		
NDXF	Transfer (Non-Distribution)	0.00	102,400.29	
WARR	Warrants	608,904.33	0.00	
				-8,449,641.29
TGI00WH	Withholding Tax Ref AIRS (063)	-750,618.97		
WARR	Warrants	64.11	0.00	
				-750,554.86
TGP0010	Nat'l Cultural HistPresv(0865)	-3,258,834.02		
RXFR	Transfer (Regular)	32.78	22,994.51	
SDIS	Distribution (Special Fund)	0.00	273,535.63	
SPEC	Special Reversing Entry	22,994.51	32.78	
				-3,532,369.65
TGT0000	AR Natural/Cultural Resources	-15,362,998.41		
RXFR	Transfer (Regular)	262.24	183,956.08	
SDIS	Distribution (Special Fund)	0.00	2,188,285.03	
SPEC	Special Reversing Entry	183,956.08	262.24	
				-17,551,283.44
TJW0100	Workers' Compensation	-7,628,559.93		
RADJ	Receipt Adjustment	50.00	50.00	
RCPT	Receipt	0.00	10,101.99	
RXFR	Transfer (Regular)	10,852,902.40	10,852,902.40	

Fund Transaction by Type

Start Date: 12/31/18 End Date: 12/31/18

Fund	Fund Description	Beginning Balance		Ending Balance
Type	Type Description	Debits	Credits	
WARR	Warrants	2,716.75	0.00	
				-7,635,945.17
TLP0100	Landfill Post Closure	-6,050,567.55		
SDIS	Distribution (Special Fund)	0.00	4,144.10	
WARR	Warrants	15.54	0.00	
				-6,054,696.11
TMP0000	Medicaid Trust	-31,789,356.80		
GDIS	Distribution (General Fund)	0.00	580,765.38	
				-32,370,122.18
TMR0000	State Police Retirement	-45,792.30		
WARR	Warrants	1,942.74	0.00	
				-43,849.56
TOD0000	Organ Donor Aware Ed	0.00		
RXFR	Transfer (Regular)	0.00	100.00	
SDIS	Distribution (Special Fund)	0.00	1,356.60	
SPEC	Special Reversing Entry	100.00	0.00	
				-1,356.60
TPE0000	ADEQ Fee Act 1281/07	-1,765,968.42		
RXFR	Transfer (Regular)	913.51	5,428.69	
SDIS	Distribution (Special Fund)	0.00	503,183.09	
SPEC	Special Reversing Entry	5,428.69	913.51	
				-2,269,151.51
TPET500	ADEQ Title 5 Air Act 1281/07	-14,807,204.53		
SDIS	Distribution (Special Fund)	0.00	625,292.42	
				-15,432,496.95
TPF0100	Hwy Oprs-142	-3,724,218.45		
RXFR	Transfer (Regular)	132.97	65,476.50	
SDIS	Distribution (Special Fund)	0.00	546,180.42	
SPEC	Special Reversing Entry	65,476.50	132.97	
				-4,270,398.87
TPR0100	Real Prop Tax Redistribution	-92,086,639.54		
RXFR	Transfer (Regular)	153,128.15	817,382.16	
SDIS	Distribution (Special Fund)	0.00	23,339,195.12	
SPEC	Special Reversing Entry	817,382.16	153,128.15	
				-115,425,834.66
TPT0000	Petroleum Storage Tank Trust	-30,159,763.77		
RXFR	Transfer (Regular)	0.00	53,898.10	
				-30,213,661.87
TPX0000	Waste Water Pollution Bonds	-25,254,357.02		
LCRT	General Letter of Cert	0.00	1,200,000.00	
				-26,454,357.02
TPX2700	Treasury CGO 2010A (0069)	-21,437.50		
WARR	Warrants	21,437.50	0.00	
				0.00
TPX2800	Treas CGO Bonds 2010B (0069)	-172,167.50		
WARR	Warrants	172,167.50	0.00	
				0.00
TPX2900	Treas CGO Bonds 2010C (0069)	-31,350.00		
WARR	Warrants	31,350.00	0.00	
				0.00

Fund Transaction by Type

Start Date:12/31/18 End Date:12/31/18

Fund	Fund Description	Beginning Balance	Ending Balance	
Type	Type Description	Debits	Credits	
TPX3000	WaterWaste Disposal Bond (00	-255,122.50		
WARR	Warrants	255,122.50	0.00	0.00
TPX3100	Water Waste Disposal Bonds0	-649,359.39		
WARR	Warrants	649,359.39	0.00	0.00
TPX3200	ANRC Var Water/Pollu Prog 00	-247,041.25		
WARR	Warrants	247,041.25	0.00	0.00
TPX3300	Water Waste Disposal GO 2014	-128,602.50		
WARR	Warrants	128,602.50	0.00	0.00
TPX3400	WWD 2014B	-207,712.00		
WARR	Warrants	207,712.00	0.00	0.00
TPX3500	2016A ANRC REFUNDING BON	-599,550.00		
WARR	Warrants	599,550.00	0.00	0.00
TPX3600	Waste,Water Dis GO Bond 201	-208,618.75		
WARR	Warrants	208,618.75	0.00	0.00
TPX3700	Waste,Water Dis GO Bond 201	-315,196.88		
WARR	Warrants	315,196.88	0.00	0.00
TRR0000	AR State Hwy Emp Retirement	-682,750.14		
WARR	Warrants	21,399.72	0.00	-661,350.42
TRS0000	Animal Resc/Shelter 692/09	0.00		
RXFR	Transfer (Regular)	266.47	25.00	
SDIS	Distribution (Special Fund)	0.00	266.47	
SPEC	Special Reversing Entry	25.00	0.00	
				0.00
TRS0100	Co/City Shelters 692/09	-491.76		
RXFR	Transfer (Regular)	0.00	186.53	-678.29
TRS0300	AEDC-RS Shelters (790)	-10,803.91		
RXFR	Transfer (Regular)	0.00	79.94	-10,883.85
TSB0100	Tobacco Settle Prog Int (0072)	-1,149,216.49		
RCPT	Receipt	0.00	25,016.68	-1,174,233.17
TSD0100	Hlth-Prev & Cessation Prg-(64	-4,662,050.13		
WARR	Warrants	30,088.61	0.00	-4,631,961.52
TSI4500	State Insurance Dept Trust	-33,856,295.89		
SDIS	Distribution (Special Fund)	0.00	716,917.82	
WARR	Warrants	498.06	0.00	-34,572,715.65
TSR0000	AR Public Employees Retirem	-895,962.43		
WARR	Warrants	96,853.63	0.00	

Fund Transaction by Type

Start Date: 12/31/18 End Date: 12/31/18

Fund	Fund Description	Beginning Balance		Ending Balance
Type	Type Description	Debits	Credits	
				-799,108.80
TSU0000	Local Sales & Use Tax	-119,947,855.87		
RXFR	Transfer (Regular)	6,491,376.55	10,012,925.58	
				-123,469,404.90
TSU6900	Local Sales & Use Tax-City & C	-222,039.34		
WARR	Warrants	211,572.66	0.00	
				-10,466.68
TSW0100	Second Injury Trust	-1,468,852.18		
RCPT	Receipt	0.00	1,876.12	
RXFR	Transfer (Regular)	2,406,209.27	2,406,209.27	
				-1,470,728.30
TTR0100	Uniform Tax Rate Trust	0.00		
RCPT	Receipt	0.00	11,523,864.02	
				-11,523,864.02
TUT0000	Used Tire Recycling (0930)	-708,904.48		
RCPT	Receipt	0.00	65,151.37	
RXFR	Transfer (Regular)	89,777.71	85,174.18	
SDIS	Distribution (Special Fund)	0.00	572,672.26	
SPEC	Special Reversing Entry	150,325.55	89,777.71	
WARR	Warrants	37,576.74	0.00	
				-1,244,000.00
TUW0100	Workers' Comp Revolving	-12,006,967.26		
WARR	Warrants	22,069.62	0.00	
				-11,984,897.64
TWS0100	Solid Waste Mgmt/Recycling	-2,712,519.50		
RCPT	Receipt	0.00	442.50	
SDIS	Distribution (Special Fund)	0.00	4,193.95	
SPEC	Special Reversing Entry	442.50	0.00	
WARR	Warrants	72.83	0.00	
				-2,716,640.62
TWS0200	Solid Waste Mgmt/Recycling	-826,042.36		
SDIS	Distribution (Special Fund)	0.00	5,887.86	
				-831,930.22
TZS0000	Dept WorkforceServSpec19-5-	-13,076,772.64		
RCPT	Receipt	0.00	17,854.79	
				-13,094,627.43
TZT0101	State Forestry Trust 19-5-927	-3,150,284.23		
SDIS	Distribution (Special Fund)	0.00	112,789.45	
WARR	Warrants	19,488.00	0.00	
				-3,243,585.68

Fund Transaction by Type

Start Date:7/1/18 End Date:12/31/18

Fund	Fund Description	Beginning Balance		Ending Balance
Type	Type Description	Debits	Credits	
AGA0000	General Revenue Allotment		0.00	
AXFR	Advance Transfer	1,057,123,248.13	14,729,000.00	
COFF	Checks Charged Off	855,986.76	0.00	
CTAX	Claims & Taxes	90,448.82	369.76	
DXFR	Transfer (Deduction)	101,211,070.60	0.00	
GDIS	Distribution (General Fund)	1,814,639,566.16	0.00	
LCRT	General Letter of Cert	199,631,411.89	0.00	
NDXF	Transfer (Non-Distribution)	107,256,703.85	259,755.60	
RADJ	Receipt Adjustment	1,934,807.56	280,678,361.14	
RCPT	Receipt	0.00	4,077,632,793.81	
RXFR	Transfer (Regular)	5,976,923,671.57	4,891,489,885.06	
TELL	Teller	5,123,250.03	0.00	
				0.00
ARH0000	Revenue Holding		0.00	
COFF	Checks Charged Off	37,885.00	0.00	
CTAX	Claims & Taxes	235,810.58	12,672.71	
RADJ	Receipt Adjustment	252,967,644.51	80,000.00	
RCPT	Receipt	0.00	254,164,213.37	
RXFR	Transfer (Regular)	130,027,107.13	129,296,402.36	
TELL	Teller	284,841.22	0.00	
				0.00
ARH0100	Revenue Holding Ins		0.00	
CTAX	Claims & Taxes	2,719.00	0.00	
RADJ	Receipt Adjustment	3,968,781.00	501,227.00	
RCPT	Receipt	0.00	6,882,713.00	
RXFR	Transfer (Regular)	0.00	650.00	
				-3,413,090.00
ARH0200	Revenue Holding Premium Tax		0.00	
CTAX	Claims & Taxes	709,376.26	657.00	
RADJ	Receipt Adjustment	39,100,575.00	0.00	
RCPT	Receipt	0.00	88,039,369.00	
RXFR	Transfer (Regular)	0.00	900.00	
				-48,230,974.74
ARHDSMV	RevHold DSMV (0610)		-238,808.80	
RCPT	Receipt	0.00	345,156,155.11	
RXFR	Transfer (Regular)	353,232,647.52	8,136,935.13	
TELL	Teller	34,228.50	0.00	
				-265,023.02
ASA0000	Special Revenue Allotment		0.00	
4LHC	Four Lane Highway Constructio	139,649,600.45	0.00	
DXFR	Transfer (Deduction)	27,917,355.13	0.00	
HDIS	Distribution (Highway Fund)	279,854,194.13	0.00	
HSDIS	Highway Severance Distribution	15,792,709.86	0.00	
SDIS	Distribution (Special Fund)	640,664,233.73	0.00	
SPEC	Special Reversing Entry	54,679.21	1,103,932,772.51	
				0.00
BAA0000	Public Health		-783,502.22	
AXFR	Advance Transfer	0.00	16,344,000.00	
GDIS	Distribution (General Fund)	0.00	24,354,290.54	

Fund Transaction by Type

Start Date:7/1/18 End Date:12/31/18

Fund	Fund Description	Beginning Balance		Ending Balance
Type	Type Description	Debits	Credits	
RCPT	Receipt	0.00	3,866.13	
RXFR	Transfer (Regular)	35,194,041.60	4,454,232.15	
				-10,745,849.44
BAA0100	Public Health	-18,967,413.39		
RADJ	Receipt Adjustment	131,574.08	643,116.67	
RCPT	Receipt	0.00	17,985,174.40	
RXFR	Transfer (Regular)	28,713,976.52	14,790,207.40	
SDIS	Distribution (Special Fund)	0.00	4,603,744.44	
SPEC	Special Reversing Entry	4,692,360.84	15,445.50	
COFF	Checks Charged Off	2,091.00	0.00	
CTAX	Claims & Taxes	10.50	0.00	
				-23,465,088.86
BAA0200	Health NonDiscretionary Rev	-7,707,325.62		
RADJ	Receipt Adjustment	47,152.20	148,495.61	
RCPT	Receipt	0.00	13,171,673.40	
RXFR	Transfer (Regular)	14,957,438.67	2,795,841.48	
SDIS	Distribution (Special Fund)	0.00	483,626.24	
SPEC	Special Reversing Entry	538,392.65	47,152.20	
				-8,811,131.03
BAA0300	Trauma System Exp 1386/09	-11,512,677.94		
RCPT	Receipt	0.00	2,315.87	
RXFR	Transfer (Regular)	602,591.74	150.51	
WARR	Warrants	5,775,520.09	0.00	
				-5,137,032.49
BAA0310	Trauma GR Hold (0645)	-122,540.71		
RXFR	Transfer (Regular)	3,662,057.91	3,816,994.00	
				-277,476.80
BAA1200	Cost Allocation Recon (0645)	-4,861,937.13		
RXFR	Transfer (Regular)	1,605,152.62	2,055,103.80	
				-5,311,888.31
BAA2000	Cosmetology Revenue 4/09	-5,379,771.86		
COFF	Checks Charged Off	1,010.00	85.00	
RADJ	Receipt Adjustment	250.00	775.00	
RCPT	Receipt	0.00	682,928.00	
RXFR	Transfer (Regular)	538,834.62	8,248.27	
SDIS	Distribution (Special Fund)	0.00	629,270.74	
SPEC	Special Reversing Entry	640,188.00	1,010.00	
				-5,521,806.25
BAA2510	Board of Sanitarians	-28,884.63		
RCPT	Receipt	0.00	800.00	
RXFR	Transfer (Regular)	269.93	20.00	
				-29,434.70
BAA3000	PH Home Health	-929,602.82		
RCPT	Receipt	0.00	1,820.78	
RXFR	Transfer (Regular)	20,973.66	0.00	
				-910,449.94
BAA4200	Medical Marijuana (0645)	-1,368,108.21		
RXFR	Transfer (Regular)	252,529.74	2,940.00	
				-1,118,518.47
BAA9000	PH Salary Alloc Hold (0645)	-1,967,932.13		
RCPT	Receipt	0.00	2,620.00	

Fund Transaction by Type

Start Date: 7/1/18 End Date: 12/31/18

Fund	Fund Description	Beginning Balance		Ending Balance
Type	Type Description	Debits	Credits	
RXFR	Transfer (Regular)	1,815,256.38	1,033,101.73	
				-1,188,397.48
CAA0000	Univ of AR Fayetteville			0.00
AXFR	Advance Transfer	0.00	37,141,000.00	
GDIS	Distribution (General Fund)	0.00	61,479,876.53	
RXFR	Transfer (Regular)	94,727,766.94	0.00	
				-3,893,109.59
CAA0100	Univ of AR Fayetteville			-3.11
RCPT	Receipt	0.00	23.76	
RXFR	Transfer (Regular)	13,827,768.56	88,466,213.94	
SDIS	Distribution (Special Fund)	0.00	23.02	
SPEC	Special Reversing Entry	23.76	0.00	
WARR	Warrants	59,205,805.11	0.00	
				-15,432,666.40
CAA0300	UAF Law School SR			-51,487.11
RADJ	Receipt Adjustment	30.00	30.00	
RCPT	Receipt	0.00	272,500.25	
SDIS	Distribution (Special Fund)	0.00	264,052.74	
SPEC	Special Reversing Entry	272,530.25	30.00	
WARR	Warrants	51,487.11	0.00	
				-264,052.74
CAA1000	UA-Sy/Division 19-5-303(a)			0.00
RXFR	Transfer (Regular)	7,231.06	17,007,231.06	
WARR	Warrants	17,000,000.00	0.00	
				0.00
CAA1100	UA Criminal Jus Inst 19-5-303			0.00
RXFR	Transfer (Regular)	0.00	150,000.00	
				-150,000.00
CAA1300	UA-Coop Ext 19-5-303(a)			0.00
RXFR	Transfer (Regular)	8,231.18	10,230,047.70	
WARR	Warrants	10,221,816.52	0.00	
				0.00
CCA0000	Univ of AR Medical Center			0.00
AXFR	Advance Transfer	0.00	32,197,000.00	
GDIS	Distribution (General Fund)	0.00	17,166,729.42	
RXFR	Transfer (Regular)	3,509,511.29	4,478,619.87	
WARR	Warrants	40,968,416.83	0.00	
				-9,364,421.17
CCA0100	UAMS College of Pharmacy			-33,278.16
RXFR	Transfer (Regular)	1,229.47	3,608,632.08	
SDIS	Distribution (Special Fund)	0.00	195,558.36	
SPEC	Special Reversing Entry	203,044.08	1,229.47	
WARR	Warrants	3,600,326.07	0.00	
				-34,098.45
CCA0200	UAMS 4% Mixed Drink Tax SR			-378,562.99
RXFR	Transfer (Regular)	37,787.68	2,124,586.06	
SDIS	Distribution (Special Fund)	0.00	2,022,107.62	
SPEC	Special Reversing Entry	2,124,586.06	37,787.68	
WARR	Warrants	2,080,992.04	0.00	
				-319,678.57
CEA0000	Univ of AR Little Rock			0.00

Fund Transaction by Type

Start Date:7/1/18 End Date:12/31/18

Fund	Fund Description	Beginning Balance		Ending Balance
Type	Type Description	Debits	Credits	
AXFR	Advance Transfer	0.00	20,613,000.00	
GDIS	Distribution (General Fund)	0.00	10,888,666.16	
RXFR	Transfer (Regular)	16,185.55	2,714,718.70	
WARR	Warrants	28,228,891.61	0.00	
				-5,971,307.70
CEA0100	UALR Law Sch SR 19-5-303(c)	-51,487.11		
RCPT	Receipt	0.00	272,500.24	
SDIS	Distribution (Special Fund)	0.00	264,052.73	
SPEC	Special Reversing Entry	272,500.24	0.00	
WARR	Warrants	51,487.11	0.00	
				-264,052.73
CGA0000	Univ AR Pine Bluff	0.00		
AXFR	Advance Transfer	0.00	10,000.00	
GDIS	Distribution (General Fund)	0.00	13,169,753.93	
RXFR	Transfer (Regular)	14,935.11	877,125.35	
WARR	Warrants	4,000,000.00	0.00	
				-10,041,944.17
CIA0000	Univ AR Monticello	0.00		
AXFR	Advance Transfer	0.00	5,000.00	
GDIS	Distribution (General Fund)	0.00	8,263,061.72	
RXFR	Transfer (Regular)	8,562.70	1,519,450.95	
WARR	Warrants	8,192,165.55	0.00	
				-1,586,784.42
CKA0000	AR State Univ Jonesboro	0.00		
AXFR	Advance Transfer	0.00	24,000.00	
GDIS	Distribution (General Fund)	0.00	30,614,823.12	
RXFR	Transfer (Regular)	16,284.09	2,855,726.55	
WARR	Warrants	27,670,514.35	0.00	
				-5,807,751.23
CMA0000	AR State Univ Beebe	0.00		
AXFR	Advance Transfer	0.00	5,000.00	
GDIS	Distribution (General Fund)	0.00	6,131,853.35	
RXFR	Transfer (Regular)	1,963.44	1,072,075.64	
WARR	Warrants	6,043,692.49	0.00	
				-1,163,273.06
CMN0000	AR State Univ Newport	-477,783.97		
AXFR	Advance Transfer	0.00	5,000.00	
GDIS	Distribution (General Fund)	0.00	3,102,018.55	
RXFR	Transfer (Regular)	2,491.07	690,746.93	
WARR	Warrants	3,126,589.41	0.00	
				-1,146,468.97
CMS0000	School for Math/Sci/Arts	-2,322,275.80		
GDIS	Distribution (General Fund)	0.00	577,101.00	
RXFR	Transfer (Regular)	1,156.32	3,381,699.20	
WARR	Warrants	3,444,554.73	0.00	
				-2,835,364.95
COA0000	AR Tech University	-2,755,875.19		
AXFR	Advance Transfer	0.00	10,000.00	
GDIS	Distribution (General Fund)	0.00	16,694,349.98	
RXFR	Transfer (Regular)	8,730.33	1,344,378.41	
WARR	Warrants	17,624,475.22	0.00	

Fund Transaction by Type

Start Date:7/1/18 End Date:12/31/18

Fund	Fund Description	Beginning Balance		Ending Balance
Type	Type Description	Debits	Credits	
				-3,171,398.03
CQA0000	Henderson State University	0.00		
AXFR	Advance Transfer	0.00	7,567,000.00	
GDIS	Distribution (General Fund)	0.00	2,220,257.79	
RXFR	Transfer (Regular)	10,072.09	990,239.15	
WARR	Warrants	10,380,198.29	0.00	
				-387,226.56
CSA0000	Southern AR University	-3,251,001.83		
AXFR	Advance Transfer	0.00	5,000.00	
GDIS	Distribution (General Fund)	0.00	8,075,848.11	
RXFR	Transfer (Regular)	3,612.23	585,451.00	
WARR	Warrants	10,191,259.83	0.00	
				-1,722,428.88
CSS0000	SAU Tech	-1,038.22		
AXFR	Advance Transfer	0.00	5,000.00	
GDIS	Distribution (General Fund)	0.00	4,000,501.88	
RXFR	Transfer (Regular)	5,064.57	152,855.30	
WARR	Warrants	3,392,393.03	0.00	
				-761,937.80
CTB0000	Black River Tech College	-490,717.97		
AXFR	Advance Transfer	0.00	6,000.00	
GDIS	Distribution (General Fund)	0.00	3,163,872.96	
RXFR	Transfer (Regular)	920.44	1,093,990.38	
WARR	Warrants	4,152,794.66	0.00	
				-600,866.21
CTC0000	Cossatot CC UA	-270,839.77		
AXFR	Advance Transfer	0.00	5,000.00	
GDIS	Distribution (General Fund)	0.00	1,755,731.64	
RXFR	Transfer (Regular)	1,075.43	657,959.28	
WARR	Warrants	2,354,699.25	0.00	
				-333,756.01
CTG0000	UA Comm College Batesville	0.00		
AXFR	Advance Transfer	0.00	5,000.00	
GDIS	Distribution (General Fund)	0.00	2,136,965.22	
RXFR	Transfer (Regular)	1,026.19	422,333.45	
WARR	Warrants	2,156,822.05	0.00	
				-406,450.43
CTH0000	ASU Mt Home	0.00		
AXFR	Advance Transfer	0.00	5,000.00	
GDIS	Distribution (General Fund)	0.00	1,886,553.94	
RXFR	Transfer (Regular)	1,575.10	401,463.75	
WARR	Warrants	1,926,250.88	0.00	
				-365,191.71
CTJ0000	UA CC Morilton	-400,431.89		
AXFR	Advance Transfer	0.00	5,000.00	
GDIS	Distribution (General Fund)	0.00	2,598,999.64	
RXFR	Transfer (Regular)	792.01	629,137.64	
WARR	Warrants	3,139,175.24	0.00	
				-493,601.92
CTM0000	ASU Mid-South 19-5-303(v)	-430,205.12		
AXFR	Advance Transfer	0.00	5,000.00	

Fund Transaction by Type

Start Date:7/1/18 End Date:12/31/18

Fund	Fund Description	Beginning Balance		Ending Balance
Type	Type Description	Debits	Credits	
GDIS	Distribution (General Fund)	0.00	2,773,139.71	
RXFR	Transfer (Regular)	878.91	1,077,258.50	
SDIS	Distribution (Special Fund)	0.00	9,422.08	
SPEC	Special Reversing Entry	9,723.51	0.00	
WARR	Warrants	2,832,678.63	0.00	
				-1,451,744.36
CTO0000	Ozarka College	-14,794.86		
AXFR	Advance Transfer	0.00	2,000.00	
GDIS	Distribution (General Fund)	0.00	1,619,084.92	
RXFR	Transfer (Regular)	636.88	619,711.49	
WARR	Warrants	1,947,669.16	0.00	
				-307,285.23
CTP0000	UA Pulaski Tech College	-1,978,737.84		
AXFR	Advance Transfer	0.00	5,000.00	
GDIS	Distribution (General Fund)	0.00	7,843,798.05	
RXFR	Transfer (Regular)	3,116.24	1,107,907.98	
WARR	Warrants	9,292,259.72	0.00	
				-1,640,067.91
CTR0000	UA Comm College at Hope	-465,864.95		
AXFR	Advance Transfer	0.00	5,000.00	
GDIS	Distribution (General Fund)	0.00	2,324,111.42	
RXFR	Transfer (Regular)	1,344.63	954,507.91	
WARR	Warrants	3,306,644.24	0.00	
				-441,495.41
CTT0000	Southeast AR College	-454,459.78		
AXFR	Advance Transfer	0.00	5,000.00	
GDIS	Distribution (General Fund)	0.00	2,917,693.52	
RXFR	Transfer (Regular)	909.86	962,426.53	
WARR	Warrants	3,777,990.66	0.00	
				-560,679.31
CTW0000	Coll of the Ouachitas	-281,239.39		
AXFR	Advance Transfer	0.00	8,000.00	
GDIS	Distribution (General Fund)	0.00	1,820,893.44	
RXFR	Transfer (Regular)	4,999.16	563,455.67	
WARR	Warrants	2,321,912.90	0.00	
				-346,676.44
CUA0000	University of Central AR	0.00		
AXFR	Advance Transfer	0.00	17,926,000.00	
GDIS	Distribution (General Fund)	0.00	9,614,104.23	
RXFR	Transfer (Regular)	19,293.21	2,179,338.15	
WARR	Warrants	24,479,776.52	0.00	
				-5,220,372.65
CWA0000	Northwest AR Comm College	0.00		
AXFR	Advance Transfer	0.00	5,000.00	
GDIS	Distribution (General Fund)	0.00	5,501,082.15	
RXFR	Transfer (Regular)	2,084.73	471,278.40	
WARR	Warrants	4,928,000.00	0.00	
				-1,047,275.82
CWE0000	East AR Comm College	0.00		
AXFR	Advance Transfer	0.00	5,000.00	
GDIS	Distribution (General Fund)	0.00	4,367,250.59	

Fund Transaction by Type

Start Date:7/1/18 End Date:12/31/18

Fund	Fund Description	Beginning Balance		Ending Balance
Type	Type Description	Debits	Credits	
RXFR	Transfer (Regular)	3,301.56	356,553.50	
WARR	Warrants	2,174,584.07	0.00	
				-2,550,918.46
CWE1000	CRTI-GR Operations (0170)	0.00		
RXFR	Transfer (Regular)	0.00	210,846.24	
				-210,846.24
CWE1500	CRTI-Workforce Edu (0170)	0.00		
RXFR	Transfer (Regular)	0.00	390,715.71	
				-390,715.71
CWE2000	CRTI-Gen Adult Edu(0170)	0.00		
RXFR	Transfer (Regular)	0.00	14,390.21	
				-14,390.21
CWE2700	CRT-Adult Basic Edu (0170)	0.00		
RXFR	Transfer (Regular)	0.00	15,511.15	
				-15,511.15
CWG0000	National Park College	0.00		
AXFR	Advance Transfer	0.00	5,000.00	
GDIS	Distribution (General Fund)	0.00	4,685,626.64	
RXFR	Transfer (Regular)	2,018.65	858,772.86	
WARR	Warrants	3,829,605.60	0.00	
				-1,717,775.25
CWM0000	AR Northeastern College	-775,884.36		
AXFR	Advance Transfer	0.00	5,000.00	
GDIS	Distribution (General Fund)	0.00	4,442,222.41	
RXFR	Transfer (Regular)	712.14	697,708.70	
WARR	Warrants	5,077,108.76	0.00	
				-842,994.57
CWN0000	North AR College	0.00		
AXFR	Advance Transfer	0.00	5,000.00	
GDIS	Distribution (General Fund)	0.00	4,125,890.30	
RXFR	Transfer (Regular)	1,155.13	490,834.41	
WARR	Warrants	3,641,064.64	0.00	
				-979,504.94
CWP0000	Phillips CC UA	-110,938.11		
AXFR	Advance Transfer	0.00	5,000.00	
GDIS	Distribution (General Fund)	0.00	4,694,233.26	
RXFR	Transfer (Regular)	4,024.91	605,410.04	
WARR	Warrants	4,520,791.94	0.00	
				-890,764.56
CWR0000	UACC Rich Mountain	0.00		
AXFR	Advance Transfer	0.00	5,000.00	
GDIS	Distribution (General Fund)	0.00	1,657,769.41	
RXFR	Transfer (Regular)	274.40	94,117.20	
WARR	Warrants	864,425.51	0.00	
				-892,186.70
CWS0000	South AR Community College	-529,517.44		
AXFR	Advance Transfer	0.00	6,000.00	
GDIS	Distribution (General Fund)	0.00	3,122,802.92	
RXFR	Transfer (Regular)	1,013.63	468,671.43	
WARR	Warrants	3,532,896.99	0.00	
				-593,081.17

Fund Transaction by Type

Start Date:7/1/18 End Date:12/31/18

Fund	Fund Description	Beginning Balance		Ending Balance
Type	Type Description	Debits	Credits	
CWW0000	University of AR Ft Smith	0.00		
AXFR	Advance Transfer	0.00	6,000.00	
GDIS	Distribution (General Fund)	0.00	10,672,358.16	
RXFR	Transfer (Regular)	3,083.53	1,450,978.50	
WARR	Warrants	10,102,113.77	0.00	
				-2,024,139.36
DAS0000	Dept Human Svc Admin	-668,218.53		
AXFR	Advance Transfer	0.00	5,875,000.00	
GDIS	Distribution (General Fund)	0.00	4,728,010.95	
RXFR	Transfer (Regular)	13,288,285.78	3,244,691.56	
				-1,227,635.26
DBA0000	DHS Behav Health Svc 19-5-30	-1,211,667.38		
AXFR	Advance Transfer	2,000.00	33,358,000.00	
GDIS	Distribution (General Fund)	0.00	19,289,742.55	
RXFR	Transfer (Regular)	50,362,838.12	6,775,779.58	
				-10,270,351.39
DBA0300	DHS Behav Health Svc 19-5-30	-259,548.17		
RCPT	Receipt	0.00	3,761.07	
RXFR	Transfer (Regular)	3,761.07	5,442,853.92	
WARR	Warrants	5,602,402.09	0.00	
				-100,000.00
DBA0800	DHS BH Per Capita 19-5-306(1)	-29,013.94		
RXFR	Transfer (Regular)	0.00	298,480.68	
WARR	Warrants	320,865.05	0.00	
				-6,629.57
DBA9600	DHS BH Patient Svc 19-5-306	-706,932.83		
RCPT	Receipt	0.00	7,544.53	
RXFR	Transfer (Regular)	228,872.64	6,849,499.74	
WARR	Warrants	6,875,610.16	0.00	
				-459,494.30
DBA9700	Crisis Intervention (0710)	-5,895,058.75		
RXFR	Transfer (Regular)	4,306,841.20	445,958.73	
WARR	Warrants	634,176.28	0.00	
				-1,400,000.00
DCC0000	DHS Childcare/ Ed 19-5-306(12)	0.00		
AXFR	Advance Transfer	0.00	376,500.00	
GDIS	Distribution (General Fund)	0.00	174,374.10	
RXFR	Transfer (Regular)	632,544.00	145,045.58	
				-63,375.68
DCF0000	DHS Children/Family Svc	-5,786,041.91		
AXFR	Advance Transfer	0.00	21,390,000.00	
GDIS	Distribution (General Fund)	0.00	39,074,979.73	
RXFR	Transfer (Regular)	50,255,185.01	2,515,370.89	
				-18,511,207.52
DCF1100	DHS Child/Fam Res Treatment	-283,191.03		
RCPT	Receipt	0.00	18,332.00	
RXFR	Transfer (Regular)	34,196.00	2,231,017.16	
WARR	Warrants	2,326,079.19	0.00	
				-172,265.00
DCF2600	DHS Child/Family Foster Care	-2,701,868.43		
COFF	Checks Charged Off	36,400.00	0.00	

Fund Transaction by Type

Start Date:7/1/18 End Date:12/31/18

Fund	Fund Description	Beginning Balance		Ending Balance
Type	Type Description	Debits	Credits	
RCPT	Receipt	0.00	1,306,494.40	
RXFR	Transfer (Regular)	218,477.53	13,469,039.57	
WARR	Warrants	13,766,442.84	0.00	
				-3,456,082.03
DCO0000	DHS County Operations			0.00
AXFR	Advance Transfer	188,000.00	17,857,000.00	
GDIS	Distribution (General Fund)	0.00	7,160,491.18	
RXFR	Transfer (Regular)	26,813,664.20	4,570,384.14	
				-2,586,211.12
DCO0100	DHS County Operations			0.00
RXFR	Transfer (Regular)	0.00	497,556.50	
WARR	Warrants	497,556.50	0.00	
				0.00
DEA0000	DHS Development Disabilities			-687,952.16
AXFR	Advance Transfer	27,000.00	25,501,000.00	
GDIS	Distribution (General Fund)	0.00	8,145,354.04	
RXFR	Transfer (Regular)	38,554,498.90	6,536,918.83	
				-2,289,726.13
DEA0100	DHS DDS State/Federal			-180,327.80
RCPT	Receipt	0.00	3,932.34	
SDIS	Distribution (Special Fund)	0.00	3,810.43	
SPEC	Special Reversing Entry	3,932.34	0.00	
				-184,138.23
DEA0200	DHS DDS Interdivision Prog			0.00
RXFR	Transfer (Regular)	0.00	66,159.04	
WARR	Warrants	54,666.06	0.00	
				-11,492.98
DEA0300	DHS DDS Grant Payments			0.00
RXFR	Transfer (Regular)	0.00	7,809,963.42	
WARR	Warrants	6,535,269.49	0.00	
				-1,274,693.93
DEA1700	DHS DDS Special Olympics			0.00
RXFR	Transfer (Regular)	0.00	74,486.70	
WARR	Warrants	74,486.70	0.00	
				0.00
DEM0000	DHS Medical Services			-3,784,450.22
AXFR	Advance Transfer	0.00	756,000.00	
GDIS	Distribution (General Fund)	0.00	375,592.69	
RXFR	Transfer (Regular)	5,597,335.83	727,331.75	
				-46,038.83
DGF0000	DHS Grants			-39,527,263.62
AXFR	Advance Transfer	127,000.00	412,044,000.00	
GDIS	Distribution (General Fund)	0.00	191,483,314.33	
RXFR	Transfer (Regular)	753,412,527.09	159,817,259.05	
				-49,332,309.91
DGF1500	DHS Grants Childrens Hosp			0.00
RXFR	Transfer (Regular)	0.00	3,497,594.00	
				-3,497,594.00
DGF5100	DHS Childrens Medical Svc			-5,765.14
RXFR	Transfer (Regular)	3,308.49	809,597.92	
WARR	Warrants	718,811.44	0.00	

Fund Transaction by Type

Start Date:7/1/18 End Date:12/31/18

Fund	Fund Description	Beginning Balance		Ending Balance
Type	Type Description	Debits	Credits	
				-93,243.13
DHP0000	DHS Aging/Adult Svcs			
		-592,969.17		
AXFR	Advance Transfer	70,000.00	70,000.00	
GDIS	Distribution (General Fund)	0.00	36,295.16	
RXFR	Transfer (Regular)	1,130,242.30	507,857.91	
				-6,879.94
DHP1500	DHS Aging/Adult Svcs Transp			
		-375,770.75		
RCPT	Receipt	0.00	20,120.00	
RXFR	Transfer (Regular)	7,331.92	1,136,626.72	
SDIS	Distribution (Special Fund)	0.00	1,094,286.66	
SPEC	Special Reversing Entry	1,136,626.72	7,331.92	
WARR	Warrants	956,005.53	0.00	
				-534,171.88
DHP7100	DHS Aging/Adult Svc Sr Olym			
		0.00		
RXFR	Transfer (Regular)	0.00	70,000.00	
WARR	Warrants	70,000.00	0.00	
				0.00
DHR3500	Mental Hlth-Renov			
		-4,736,224.97		
RCPT	Receipt	0.00	406,711.28	
RXFR	Transfer (Regular)	387,719.95	0.00	
WARR	Warrants	26,246.26	0.00	
				-4,728,970.04
DHR5500	Dept Of Human Svcs-Dds Ren			
		-7,901,127.80		
RCPT	Receipt	0.00	1,491,058.47	
WARR	Warrants	1,290,645.74	0.00	
				-8,101,540.53
DHR8000	Dept Of Human Svcs-Yth Sev F			
		-1,228,080.18		
WARR	Warrants	75,058.67	0.00	
				-1,153,021.51
DPQ0000	DHS PSQA 19-5-306(13 (0710)			
		0.00		
AXFR	Advance Transfer	0.00	1,812,000.00	
GDIS	Distribution (General Fund)	0.00	600,320.68	
RXFR	Transfer (Regular)	3,498,005.51	1,180,953.00	
				-95,268.17
DSB0000	DHS State Services/Blind			
		-1,639.81		
AXFR	Advance Transfer	0.00	454,000.00	
GDIS	Distribution (General Fund)	0.00	524,189.07	
RXFR	Transfer (Regular)	724,215.27	19,741.76	
				-275,355.37
DYS0000	DHS Youth Services			
		-2,234,696.84		
AXFR	Advance Transfer	0.00	18,908,000.00	
GDIS	Distribution (General Fund)	0.00	6,339,843.30	
RXFR	Transfer (Regular)	26,234,506.35	2,719,536.47	
				-3,967,570.26
DYS0200	DHS Youth Services Grants			
		-1,864,418.21		
RCPT	Receipt	0.00	133,202.41	
RXFR	Transfer (Regular)	745,957.32	13,999,640.03	
WARR	Warrants	14,831,341.63	0.00	
				-419,961.70
DYS0300	DHS Youth Services Sanctions			
		-39,776.68		
RXFR	Transfer (Regular)	0.04	1,204,638.07	

Fund Transaction by Type

Start Date:7/1/18 End Date:12/31/18

Fund	Fund Description	Beginning Balance		Ending Balance
Type	Type Description	Debits	Credits	
WARR	Warrants	1,194,758.70	0.00	
				-49,656.01
EGP0000	Educ Facilities Partnership	-240,220,485.06		
GDIS	Distribution (General Fund)	0.00	19,990,836.23	
WARR	Warrants	42,108,176.86	0.00	
				-218,103,144.43
EFT0000	Pub School Acad Fac/Trans	-196,852.75		
AXFR	Advance Transfer	0.00	665,000.00	
GDIS	Distribution (General Fund)	0.00	636,055.36	
RXFR	Transfer (Regular)	1,123,756.53	26,000.00	
WARR	Warrants	215,780.53	0.00	
				-184,371.05
EGA0000	Department of Education	0.00		
GDIS	Distribution (General Fund)	0.00	8,128,853.65	
RXFR	Transfer (Regular)	9,976,832.54	3,737,282.94	
				-1,889,304.05
EGA0100	ADE Emp Ins Avd Comm	0.00		
RXFR	Transfer (Regular)	454,098.50	454,098.50	
				0.00
EGA1001	ADE Gen Rev Operation	-3,398,125.09		
RCPT	Receipt	0.00	6,389.85	
RXFR	Transfer (Regular)	7,920,331.02	10,461,935.86	
WARR	Warrants	1,997,778.42	0.00	
				-3,948,341.36
EGB0000	Department of Workforce Edu	-494,921.10		
GDIS	Distribution (General Fund)	0.00	2,483,891.12	
RXFR	Transfer (Regular)	3,062,009.90	554,032.40	
				-470,834.72
EGB0100	Department of Workforce Edu	-1,071,748.44		
RCPT	Receipt	0.00	555.78	
RXFR	Transfer (Regular)	2,687,613.22	3,508,064.07	
WARR	Warrants	1,169,514.59	0.00	
				-723,240.48
EGR0000	Rehabilitation Services	0.00		
GDIS	Distribution (General Fund)	0.00	6,687,398.72	
RXFR	Transfer (Regular)	5,430,056.86	10,289.99	
				-1,267,631.85
EMA0000	Educational Television	-263,342.21		
AXFR	Advance Transfer	0.00	1,867,000.00	
GDIS	Distribution (General Fund)	0.00	869,884.54	
RXFR	Transfer (Regular)	2,847,435.79	66,000.00	
				-218,790.96
EMA0100	Educational Television	-5,147.06		
RXFR	Transfer (Regular)	2,049,360.67	2,546,437.36	
WARR	Warrants	494,178.16	0.00	
				-8,045.59
EMA0200	Spec Rev Land Comm Dep (05)	-17,574.92		
RCPT	Receipt	0.00	561.58	
SDIS	Distribution (Special Fund)	0.00	544.17	
SPEC	Special Reversing Entry	561.58	0.00	
				-18,119.09

Fund Transaction by Type

Start Date:7/1/18 End Date:12/31/18

Fund	Fund Description	Beginning Balance		Ending Balance
Type	Type Description	Debits	Credits	
EPA0000	State Library	0.00		
AXFR	Advance Transfer	0.00	1,258,000.00	
GDIS	Distribution (General Fund)	0.00	564,386.24	
RXFR	Transfer (Regular)	1,968,315.41	241,372.14	
				-95,442.97
EPA0100	State Library	-218,870.74		
RXFR	Transfer (Regular)	1,079,826.38	1,728,308.58	
WARR	Warrants	808,944.28	0.00	
				-58,408.66
ESA0000	School for the Blind	0.00		
AXFR	Advance Transfer	0.00	2,415,000.00	
GDIS	Distribution (General Fund)	0.00	1,223,301.04	
RXFR	Transfer (Regular)	3,366,808.31	118,166.51	
				-389,659.24
ESA0100	School for the Blind	-267,084.05		
RCPT	Receipt	0.00	1,782.80	
RXFR	Transfer (Regular)	2,398,324.58	3,255,818.31	
WARR	Warrants	1,090,214.13	0.00	
				-36,146.45
ETC0000	Crowleys Ridge TI 19-5-304(8A)	-210,846.24		
RXFR	Transfer (Regular)	210,846.24	0.00	
				0.00
ETC0100	Crowleys Ridge TI 19-5-304(8A)	0.00		
RXFR	Transfer (Regular)	196,913.83	196,913.83	
				0.00
ETC1500	Crowleys Ridge TI WF 19-5-304(8A)	-303,908.12		
RXFR	Transfer (Regular)	73,535.06	64,447.95	
WARR	Warrants	294,664.86	0.00	
				-156.15
ETC2000	Crowleys Ridge TI GAE 19-5-304(8A)	-17,695.03		
RXFR	Transfer (Regular)	14,390.21	0.00	
WARR	Warrants	3,304.82	0.00	
				0.00
ETC2700	Crowleys Ridge ABE 19-5-304(8A)	-29,784.06		
RXFR	Transfer (Regular)	15,511.15	0.00	
WARR	Warrants	14,272.91	0.00	
				0.00
ETN0000	Northwest TI 19-5-304(8)(B)	0.00		
AXFR	Advance Transfer	55,000.00	1,280,000.00	
GDIS	Distribution (General Fund)	0.00	363,147.58	
RXFR	Transfer (Regular)	2,012,370.97	487,265.18	
				-63,041.79
ETN0100	Northwest TI 19-5-304(8)(B)	-161,029.73		
RXFR	Transfer (Regular)	1,511,569.58	1,556,196.91	
WARR	Warrants	173,927.69	0.00	
				-31,729.37
ETN1500	Northwest TI WF 19-5-304(8)(B)	-271,485.38		
RCPT	Receipt	0.00	186.58	
RXFR	Transfer (Regular)	201,133.66	504,027.86	
WARR	Warrants	301,960.88	0.00	

Fund Transaction by Type

Start Date:7/1/18 End Date:12/31/18

Fund	Fund Description	Beginning Balance		Ending Balance
Type	Type Description	Debits	Credits	
				-272,605.28
ETN2000	Northwest TI GAE 19-5-304(8)E	-40,213.99		
RCPT	Receipt	0.00	51.85	
RXFR	Transfer (Regular)	184,395.87	221,821.87	
WARR	Warrants	32,482.28	0.00	
				-45,209.56
ETN2700	Northwest TI ABE 19-5-304(8)E	-86,799.27		
RXFR	Transfer (Regular)	273,281.08	284,225.04	
WARR	Warrants	43,926.77	0.00	
				-53,816.46
ETR0000	Riverside TI 19-5-304(8)(C)	0.00		
AXFR	Advance Transfer	0.00	880,000.00	
GDIS	Distribution (General Fund)	0.00	310,799.96	
RXFR	Transfer (Regular)	1,333,209.89	190,132.37	
				-47,722.44
ETR0100	Riverside TI 19-5-304 (8)(C)	-134,088.95		
RCPT	Receipt	0.00	140.64	
RXFR	Transfer (Regular)	1,030,396.35	1,145,139.42	
WARR	Warrants	177,932.62	0.00	
				-71,040.04
EVA0000	School for the Deaf	0.00		
AXFR	Advance Transfer	460,000.00	4,524,000.00	
GDIS	Distribution (General Fund)	0.00	1,194,710.37	
RXFR	Transfer (Regular)	6,242,893.96	1,192,000.00	
				-207,816.41
EVA0100	School for the Deaf	-87,161.08		
RCPT	Receipt	0.00	23,831.76	
RXFR	Transfer (Regular)	4,028,986.41	5,369,802.15	
WARR	Warrants	1,427,244.65	0.00	
				-24,563.93
FAA0100	Aeronautics FederalGrants	0.00		
RCPT	Receipt	0.00	4,186.08	
WARR	Warrants	4,186.08	0.00	
				0.00
FAC3101	Victims of Crime Act (VOCA)	0.00		
RXFR	Transfer (Regular)	0.00	495,900.00	
WARR	Warrants	495,900.00	0.00	
				0.00
FAK2000	ADED CDBG 00 Grant	-1,936,240.24		
RADJ	Receipt Adjustment	6,346.00	6,346.00	
RCPT	Receipt	0.00	15,750,413.01	
RXFR	Transfer (Regular)	135,268.84	0.00	
WARR	Warrants	14,549,089.59	0.00	
				-3,002,294.82
FAK2200	AEDC Storm Recovery Fed (07)	-60,635.90		
RCPT	Receipt	0.00	55,635.81	
RXFR	Transfer (Regular)	20,158.01	0.00	
WARR	Warrants	23,243.81	0.00	
				-72,869.89
FAL0300	AGC Federal Operations	-88,953.05		
RCPT	Receipt	0.00	42,487.85	

Fund Transaction by Type

Start Date:7/1/18 End Date:12/31/18

Fund	Fund Description	Beginning Balance		Ending Balance
Type	Type Description	Debits	Credits	
RXFR	Transfer (Regular)	25,386.87	460.01	
WARR	Warrants	13,252.01	0.00	
				-93,262.03
FAL0700	AGS Data Preserv. and Mappir	-2,633.17		
RCPT	Receipt	0.00	9,182.96	
RXFR	Transfer (Regular)	3,354.35	0.00	
WARR	Warrants	4,123.45	0.00	
				-4,338.33
FAY0100	AG Medicaid Ind Costs	-3,873.71		
WARR	Warrants	3,873.71	0.00	
				0.00
FAY0200	AG-Crime Vic Reparation Prg-	-182,067.44		
RCPT	Receipt	0.00	285,536.97	
RXFR	Transfer (Regular)	0.10	0.00	
WARR	Warrants	410,651.51	0.00	
				-56,952.80
FAY0900	AG Medicaid Operating	-2,207.13		
RCPT	Receipt	0.00	801,495.22	
RXFR	Transfer (Regular)	681,489.97	13,781.95	
WARR	Warrants	135,082.72	0.00	
				-911.61
FAY1100	CO-OP DISAB INVEST UNIT (0	-20,233.63		
RXFR	Transfer (Regular)	111,621.17	123,019.92	
WARR	Warrants	16,376.22	0.00	
				-15,256.16
FCG0100	DWS Workforce Investment Ac	0.00		
RCPT	Receipt	0.00	9,226,786.17	
RXFR	Transfer (Regular)	166.58	0.00	
WARR	Warrants	9,115,586.60	0.00	
				-111,032.99
FCL1000	ASCL-ICAC (0955)	0.00		
RCPT	Receipt	0.00	596,833.96	
WARR	Warrants	596,833.96	0.00	
				0.00
FCL2100	DNA Capacity Enhancement 0:	0.00		
RCPT	Receipt	0.00	35,077.46	
WARR	Warrants	30,520.00	0.00	
				-4,557.46
FCL2200	DNA Casework	0.00		
RCPT	Receipt	0.00	230,008.11	
RXFR	Transfer (Regular)	192,673.22	0.00	
WARR	Warrants	33,639.95	0.00	
				-3,694.94
FCL2300	ASCL Training Coverdell (0955	0.00		
RCPT	Receipt	0.00	91,454.85	
RXFR	Transfer (Regular)	34,102.28	0.00	
WARR	Warrants	57,352.57	0.00	
				0.00
FCL2400	ASCL 2007 Coverdell (0955)	0.00		
RXFR	Transfer (Regular)	23,849.72	71,135.00	
WARR	Warrants	47,285.28	0.00	

Fund Transaction by Type

Start Date:7/1/18 End Date:12/31/18

Fund	Fund Description	Beginning Balance	Ending Balance	
Type	Type Description	Debits	Credits	
FCP0300	DHE-No Child Left Behind Fed	-58,197.05		0.00
RCPT	Receipt	0.00	63,780.58	
WARR	Warrants	121,977.12	0.00	
FCP0500	ADHE Tech Ed Program	-77,518.14		-0.51
RXFR	Transfer (Regular)	89,244.88	185,000.00	
WARR	Warrants	162,539.68	0.00	
FCP1100	ADHE-Tanf (0700)	-11,898.24		-10,733.58
RCPT	Receipt	0.00	188.50	
RXFR	Transfer (Regular)	120,124.84	3,531,695.86	
WARR	Warrants	3,419,575.90	0.00	
FCT0000	FDA Tobacco Insp Prog (0261)	-101,289.46		-4,081.86
RCPT	Receipt	0.00	223,276.84	
RXFR	Transfer (Regular)	204,554.21	34.00	
WARR	Warrants	84,960.96	0.00	
FDFO000	ADFA-NHTF Federal (0395)	-5,356.71		-35,085.13
WARR	Warrants	5,356.71	0.00	
FEA0100	Adult Basic Ed-Grant 02	-186,236.86		0.00
RCPT	Receipt	0.00	1,576,096.04	
RXFR	Transfer (Regular)	117,205.84	19,125.29	
WARR	Warrants	1,543,344.58	0.00	
FEB0200	AR Deaf School-6B Passthrou	-61,528.34		-120,907.77
RXFR	Transfer (Regular)	0.00	53,812.50	
WARR	Warrants	53,322.50	0.00	
FEB0500	Deaf Sch-Medicaid Provider Pr	-9,214.83		-62,018.34
RCPT	Receipt	0.00	20,151.54	
RXFR	Transfer (Regular)	36,232.70	92,084.97	
WARR	Warrants	72,874.78	0.00	
FEB1300	ARS-VR Vendor (0513)	-54,912.89		-12,343.86
RCPT	Receipt	0.00	38,333.33	
RXFR	Transfer (Regular)	2,196.00	0.00	
WARR	Warrants	54,386.90	0.00	
FEB1400	Small Misc Grants (0513)	0.00		-36,663.32
RXFR	Transfer (Regular)	35,545.00	35,545.00	
FEC0400	Blind School-Chapter II	-401,175.52		0.00
RCPT	Receipt	0.00	37,702.83	
RXFR	Transfer (Regular)	10.46	40,014.90	
WARR	Warrants	29,611.44	0.00	
FEC0600	Blind School-6B Passthrough	0.00		-449,271.35

Fund Transaction by Type

Start Date:7/1/18 End Date:12/31/18

Fund	Fund Description	Beginning Balance		Ending Balance
Type	Type Description	Debits	Credits	
RXFR	Transfer (Regular)	0.00	50,698.30	
WARR	Warrants	45,099.74	0.00	
				-5,598.56
FEE0359	ADE NAEP 03	-320,994.06		
RCPT	Receipt	0.00	90,640.00	
RXFR	Transfer (Regular)	45,061.58	0.00	
WARR	Warrants	9,199.21	0.00	
				-357,373.27
FEE1463	Promise 2014 (0500)	-1,525,128.46		
RCPT	Receipt	0.00	3,214,369.49	
WARR	Warrants	4,739,497.95	0.00	
				0.00
FEE1464	Deaf Program 2014	-4,707.33		
RCPT	Receipt	0.00	10,567.09	
RXFR	Transfer (Regular)	15,372.70	966.00	
WARR	Warrants	867.72	0.00	
				0.00
FEE1615	HIV 2016 (0500)	-10,389.60		
RCPT	Receipt	0.00	215.22	
RXFR	Transfer (Regular)	9,818.22	138.81	
WARR	Warrants	925.41	0.00	
				0.00
FEE1617	Sch Impr 2016 (0500)	-7,234.61		
RCPT	Receipt	0.00	1,363,627.98	
RXFR	Transfer (Regular)	50,291.48	4,152.35	
WARR	Warrants	1,322,571.70	0.00	
				-2,151.76
FEE1635	Title I 2016 (0500)	0.00		
RCPT	Receipt	0.00	7,067.02	
RXFR	Transfer (Regular)	7,067.02	0.00	
				0.00
FEE1663	SPDG 2016 (0500)	0.00		
RCPT	Receipt	0.00	585,064.14	
WARR	Warrants	585,064.14	0.00	
				0.00
FEE1715	HIV 2017 (0500)	0.00		
RCPT	Receipt	0.00	3,648.32	
RXFR	Transfer (Regular)	3,648.32	0.00	
				0.00
FEE1717	School Improv 1003(g)-2017	0.00		
RCPT	Receipt	0.00	5,651.15	
RXFR	Transfer (Regular)	4,570.15	521.50	
WARR	Warrants	168.00	0.00	
				-1,434.50
FEE1723	Homeless 2017 (0500)	0.00		
RCPT	Receipt	0.00	11,547.14	
WARR	Warrants	11,547.14	0.00	
				0.00
FEE1726	Migrant 2017 (0500)	0.00		
RCPT	Receipt	0.00	601.80	
RXFR	Transfer (Regular)	601.80	0.00	

Fund Transaction by Type

Start Date:7/1/18 End Date:12/31/18

Fund	Fund Description	Beginning Balance		Ending Balance
Type	Type Description	Debits	Credits	
FEE1731	SpecEd 2017 (0500)			0.00
RCPT	Receipt	0.00	97,728.05	
RXFR	Transfer (Regular)	49,175.87	678.98	
WARR	Warrants	49,231.16	0.00	
				0.00
FEE1732	SpEdpre 2017 (0500)			0.00
RCPT	Receipt	0.00	1,328.14	
WARR	Warrants	1,328.14	0.00	
				0.00
FEE1735	Title I 2017 (0500)			-266.40
RCPT	Receipt	0.00	773,626.77	
RXFR	Transfer (Regular)	36,295.22	13,562.32	
WARR	Warrants	751,160.27	0.00	
				0.00
FEE1739	N&D 2017 (0500)			0.00
RCPT	Receipt	0.00	60,343.50	
RXFR	Transfer (Regular)	60,343.50	0.00	
				0.00
FEE1752	ImpTchrQ 2017 (0500)			-23,070.00
RCPT	Receipt	0.00	627,902.34	
RXFR	Transfer (Regular)	47,571.57	4,523.29	
WARR	Warrants	607,924.06	0.00	
				0.00
FEE1754	21CCLC 2017 (0500)			0.00
RCPT	Receipt	0.00	470,462.29	
RXFR	Transfer (Regular)	62,491.39	59,747.72	
WARR	Warrants	467,718.62	0.00	
				0.00
FEE1756	Rural Ed 2017 (0500)			0.00
RCPT	Receipt	0.00	210,021.15	
RXFR	Transfer (Regular)	15,804.66	4,520.51	
WARR	Warrants	198,737.00	0.00	
				0.00
FEE1758	English 2017 (0500)			0.00
RCPT	Receipt	0.00	99,009.79	
RXFR	Transfer (Regular)	2,632.53	0.00	
WARR	Warrants	96,377.26	0.00	
				0.00
FEE1761	MathScien 2017 (0500)			-14,538.13
WARR	Warrants	14,538.13	0.00	
				0.00
FEE1815	HIV 2018 (0500)			-21,221.44
RCPT	Receipt	0.00	37,625.62	
RXFR	Transfer (Regular)	13,030.38	992.63	
WARR	Warrants	46,809.31	0.00	
				0.00
FEE1823	Homeless 2018 (0500)			-3,345.14
RCPT	Receipt	0.00	300,233.81	
RXFR	Transfer (Regular)	46,989.58	2,811.39	
WARR	Warrants	256,452.70	0.00	

Fund Transaction by Type

Start Date:7/1/18 End Date:12/31/18

Fund	Fund Description	Beginning Balance		Ending Balance
Type	Type Description	Debits	Credits	
				-2,948.06
FEE1826	Migrant 2018 (0500)		0.00	
RCPT	Receipt	0.00	2,202,543.80	
WARR	Warrants	2,202,543.80	0.00	0.00
FEE1831	SpecEd 2018 (0500)		-13,990.22	
RCPT	Receipt	0.00	24,966,663.83	
RXFR	Transfer (Regular)	388,787.89	13,885.48	
WARR	Warrants	24,605,701.64	0.00	-50.00
FEE1832	SpEdPre 2018 (0500)		0.00	
RCPT	Receipt	0.00	1,124,945.54	
WARR	Warrants	1,124,945.54	0.00	0.00
FEE1835	Title I 2018 (0500)		0.00	
RCPT	Receipt	0.00	42,224,200.08	
RXFR	Transfer (Regular)	18,086.71	35,284.28	
WARR	Warrants	42,241,397.65	0.00	0.00
FEE1839	N&D 2018 (0500)		0.00	
RCPT	Receipt	0.00	142,057.73	
RXFR	Transfer (Regular)	241,109.47	103,878.70	
WARR	Warrants	4,826.96	0.00	0.00
FEE1852	ImpTchrQ 2018 (0500)		0.00	
RCPT	Receipt	0.00	3,802,932.59	
RXFR	Transfer (Regular)	14,683.57	58,134.20	
WARR	Warrants	3,845,878.82	0.00	-504.40
FEE1854	21CCLC 2018 (0500)		-10,000.00	
RCPT	Receipt	0.00	4,227,216.60	
RXFR	Transfer (Regular)	69,247.87	346.34	
WARR	Warrants	4,154,218.92	0.00	-14,096.15
FEE1856	Rural Ed 2018 (0500)		0.00	
RCPT	Receipt	0.00	757,102.12	
RXFR	Transfer (Regular)	20,325.17	15,804.66	
WARR	Warrants	752,581.61	0.00	0.00
FEE1857	StateAssessment 2018 (0500)		0.00	
RCPT	Receipt	0.00	454,990.26	
WARR	Warrants	454,990.26	0.00	0.00
FEE1858	English 2018 (0500)		0.00	
RCPT	Receipt	0.00	1,468,726.74	
RXFR	Transfer (Regular)	2,037.48	64,182.53	
WARR	Warrants	1,530,871.79	0.00	0.00
FEE1861	Title IV-2018 (0500)		0.00	
RCPT	Receipt	0.00	368,197.59	
RXFR	Transfer (Regular)	0.20	0.20	

Fund Transaction by Type

Start Date:7/1/18 End Date:12/31/18

Fund	Fund Description	Beginning Balance	Ending Balance
Type	Type Description	Debits	Credits
WARR	Warrants	368,197.59	0.00
			0.00
FEE1901	TANF_Tendaji 2019 (0500)	0.00	
RXFR	Transfer (Regular)	0.00	9,184.05
WARR	Warrants	9,184.05	0.00
			0.00
FEE1902	TANF_Robotics 2019 (0500)	0.00	
RXFR	Transfer (Regular)	0.00	21,500.00
WARR	Warrants	21,500.00	0.00
			0.00
FEE1904	Sped CAYSI 2019 (0500)	0.00	
RCPT	Receipt	0.00	30,338.37
RXFR	Transfer (Regular)	26,871.45	5,676.78
WARR	Warrants	4,306.92	0.00
			-4,836.78
FEE1915	CSH - 19 (0500)	0.00	
RCPT	Receipt	0.00	52,343.47
RXFR	Transfer (Regular)	51,707.69	10,703.32
WARR	Warrants	11,339.10	0.00
			0.00
FEE1917	AWARE Arkansas 2019 (0500)	0.00	
RCPT	Receipt	0.00	33,186.28
WARR	Warrants	33,186.28	0.00
			0.00
FEE1923	Homeless 2019 (0500)	0.00	
RCPT	Receipt	0.00	25,260.11
WARR	Warrants	25,260.11	0.00
			0.00
FEE1926	Migrant 2019 (0500)	0.00	
RCPT	Receipt	0.00	111,251.22
WARR	Warrants	111,251.22	0.00
			0.00
FEE1931	SpecEd 2019 (0500)	0.00	
RCPT	Receipt	0.00	29,961,730.72
RXFR	Transfer (Regular)	1,184,306.16	37,703.58
WARR	Warrants	28,766,929.90	0.00
			-48,198.24
FEE1932	SpEdPre 2019 (0500)	0.00	
RCPT	Receipt	0.00	1,218,930.90
WARR	Warrants	1,218,930.90	0.00
			0.00
FEE1935	Title I 2019 (0500)	0.00	
RCPT	Receipt	0.00	32,592,380.62
WARR	Warrants	32,592,380.62	0.00
			0.00
FEE1939	N and D 2019 (0500)	0.00	
RCPT	Receipt	0.00	13,493.14
WARR	Warrants	13,493.14	0.00
			0.00
FEE1948	CDC Surveillance-2019 (0500)	0.00	

Fund Transaction by Type

Start Date:7/1/18 End Date:12/31/18

Fund	Fund Description	Beginning Balance		Ending Balance
Type	Type Description	Debits	Credits	
RCPT	Receipt	0.00	9,137.72	
RXFR	Transfer (Regular)	6,018.33	546.00	
WARR	Warrants	2,100.00	0.00	
				-1,565.39
FEE1952	ImpTchrQ 2019 (0500)	0.00		
RCPT	Receipt	0.00	3,517,485.83	
RXFR	Transfer (Regular)	47,519.83	189.87	
WARR	Warrants	3,466,798.87	0.00	
				-3,357.00
FEE1954	21CCLC 2019 (0500)	0.00		
RCPT	Receipt	0.00	50,545.53	
RXFR	Transfer (Regular)	39.95	0.00	
WARR	Warrants	50,367.88	0.00	
				-137.70
FEE1956	Rural Ed 2019 (0500)	0.00		
RCPT	Receipt	0.00	788,562.24	
WARR	Warrants	788,562.24	0.00	
				0.00
FEE1957	StateAssess 2019 (0500)	0.00		
RCPT	Receipt	0.00	2,111,862.37	
WARR	Warrants	2,111,862.37	0.00	
				0.00
FEE1958	English 2019 (0500)	0.00		
RCPT	Receipt	0.00	396,426.40	
RXFR	Transfer (Regular)	595.05	595.05	
WARR	Warrants	396,426.40	0.00	
				0.00
FEE1961	Title IV 2019 (0500)	0.00		
RCPT	Receipt	0.00	1,055,078.72	
RXFR	Transfer (Regular)	0.00	259,913.54	
WARR	Warrants	1,314,992.26	0.00	
				0.00
FEE2009	Elem & Secnd Ed-Refunds to f	-175,777.92		
RCPT	Receipt	0.00	30,607.69	
RXFR	Transfer (Regular)	0.00	20,857.74	
WARR	Warrants	220,176.33	0.00	
				-7,067.02
FEE2027	ADE NCES	-13,254.47		
RCPT	Receipt	0.00	8,305.00	
RXFR	Transfer (Regular)	860.67	0.00	
WARR	Warrants	5,737.82	0.00	
				-14,960.98
FEE203Z	ADE- Federal Operations	-18,196.01		
RXFR	Transfer (Regular)	360,147.80	360,147.80	
				-18,196.01
FEE9999	Federal Com Adm 04	-2,789.74		
RCPT	Receipt	0.00	802,062.67	
RXFR	Transfer (Regular)	579,573.74	2.61	
WARR	Warrants	225,069.53	0.00	
				-211.75
FEL0100	AR St Library-LSTA	-69,777.61		

Fund Transaction by Type

Start Date: 7/1/18 End Date: 12/31/18

Fund	Fund Description	Beginning Balance		Ending Balance
Type	Type Description	Debits	Credits	
RCPT	Receipt	0.00	357,844.00	
RXFR	Transfer (Regular)	98,247.21	227.91	
WARR	Warrants	329,602.31	0.00	
				0.00
FEL0200	St Library LSTA 2002 Award			0.00
RCPT	Receipt	0.00	1,105,000.00	
RXFR	Transfer (Regular)	96,233.62	0.00	
WARR	Warrants	792,207.69	0.00	
				-216,558.69
FER0500	AR Promise Grant (0520)			-6,298.86
RCPT	Receipt	0.00	202,664.38	
RXFR	Transfer (Regular)	162,761.16	500.00	
WARR	Warrants	43,983.95	0.00	
				-2,718.13
FEV0100	Fed Vocational Ed-Oprs			-555,322.75
RCPT	Receipt	0.00	4,591,935.47	
RXFR	Transfer (Regular)	503,401.09	0.00	
WARR	Warrants	3,859,612.90	0.00	
				-784,244.23
FEV0900	TANF from DWS for JAG ACT2			-19,169.17
RXFR	Transfer (Regular)	0.00	118,674.65	
WARR	Warrants	137,843.82	0.00	
				0.00
FEW0100	Fed Vet Apprv Ag-Vet Approv			-523,667.60
RCPT	Receipt	0.00	151,823.94	
RXFR	Transfer (Regular)	131,810.59	0.00	
WARR	Warrants	23,282.56	0.00	
				-520,398.39
FFA3561	AR Agri Dept L/P National Anir			-93,933.94
RCPT	Receipt	0.00	65,623.00	
RXFR	Transfer (Regular)	82,035.44	0.00	
WARR	Warrants	220.42	0.00	
				-77,301.08
FFA3564	AR Agri L/P NPIP/LPAI			-178,920.91
RCPT	Receipt	0.00	132,851.75	
RXFR	Transfer (Regular)	201,224.40	0.00	
WARR	Warrants	465.14	0.00	
				-110,083.12
FFA9901	DFA US Dept Agri Econ Assts			-155,959.34
RCPT	Receipt	0.00	171,848.58	
RXFR	Transfer (Regular)	13,410.11	1,000.00	
WARR	Warrants	300,049.47	0.00	
				-15,348.34
FHA1001	Federal Indirect Cost			-1,855,933.93
RXFR	Transfer (Regular)	264,973.21	507,524.18	
WARR	Warrants	25,768.05	0.00	
				-2,072,716.85
FHB1327	CN DirCert Perf 2014 (0500)			-64,439.02
RXFR	Transfer (Regular)	2,038.00	0.00	
WARR	Warrants	12,885.03	0.00	
				-49,515.99

Fund Transaction by Type

Start Date:7/1/18 End Date:12/31/18

Fund	Fund Description	Beginning Balance		Ending Balance
Type	Type Description	Debits	Credits	
FHB1806	CN Equipment-2018 (0500)		0.00	
RCPT	Receipt	0.00	13,176.00	
WARR	Warrants	13,176.00	0.00	0.00
FHB1821	CN SAE 2018 (0500)		-49,762.44	
RCPT	Receipt	0.00	813,643.58	
RXFR	Transfer (Regular)	698,413.34	5,679.97	
WARR	Warrants	169,960.49	0.00	-712.16
FHB1825	CN FFVP 2018 (0500)		-2,109.41	
RCPT	Receipt	0.00	552,644.75	
RXFR	Transfer (Regular)	21,373.39	1,502.16	
WARR	Warrants	534,882.93	0.00	0.00
FHB1840	CN Meals 2018 (0500)		0.00	
RCPT	Receipt	0.00	40,179,257.74	
WARR	Warrants	40,179,257.74	0.00	0.00
FHB1921	CN SAE 2019 (0500)		0.00	
RCPT	Receipt	0.00	96,692.05	
RXFR	Transfer (Regular)	48,306.79	0.00	-48,385.26
FHB1925	CN FFVP 2019 (0500)		0.00	
RCPT	Receipt	0.00	376,223.22	
RXFR	Transfer (Regular)	15,049.72	1,078.59	
WARR	Warrants	360,084.67	0.00	-2,167.42
FHB1940	CN Meals 2019 (0500)		0.00	
RCPT	Receipt	0.00	42,616,133.69	
WARR	Warrants	42,616,133.69	0.00	0.00
FHB203Z	Federal School Food Holding		-571.24	
WARR	Warrants	571.24	0.00	0.00
FHBZZZZ	Child Nutrition Oper (0500)		-5,014.98	
RXFR	Transfer (Regular)	5,252.85	5,252.85	-5,014.98
FHH0410	DAH-NHC Fed Dev (0865)		-712,125.78	
RCPT	Receipt	0.00	49,379.81	
RXFR	Transfer (Regular)	40,730.96	0.00	
WARR	Warrants	109,442.25	0.00	-611,332.38
FHH1718	FY18 AAC PLAN GRANT (0870)		-32,594.86	
RCPT	Receipt	0.00	26,735.00	
WARR	Warrants	59,329.86	0.00	0.00
FHH1719	Arts Council-Federal Program		0.00	
RCPT	Receipt	0.00	449,778.00	
RXFR	Transfer (Regular)	7,383.59	0.00	
WARR	Warrants	340,366.20	0.00	

Fund Transaction by Type

Start Date:7/1/18 End Date:12/31/18

Fund	Fund Description	Beginning Balance	Ending Balance	
Type	Type Description	Debits	Credits	
				-102,028.21
FHP1518	FY18 HPP PLAN GRANT (0865)	-149,516.49		
RCPT	Receipt	0.00	38,595.00	
RXFR	Transfer (Regular)	136,438.94	15,970.31	
WARR	Warrants	67,642.86	0.00	
				0.00
FHP1519	DAH-Historic Preserv-Fed-Pro	0.00		
RCPT	Receipt	0.00	500,105.75	
RXFR	Transfer (Regular)	304,506.50	0.00	
WARR	Warrants	86,243.16	0.00	
				-109,356.09
FID0500	SHIIP ACL (0425)	-7,404.82		
RCPT	Receipt	0.00	198,597.85	
RXFR	Transfer (Regular)	83,410.34	9.51	
WARR	Warrants	106,855.37	0.00	
				-15,746.47
FID0600	MIPPA-3	-850.00		
RCPT	Receipt	0.00	26,786.59	
WARR	Warrants	27,136.59	0.00	
				-500.00
FID1100	INS Health Prem Rate Rev (04	-65.34		
WARR	Warrants	65.34	0.00	
				0.00
FID1102	Rate Review Cycle IV	-11,061.58		
RCPT	Receipt	0.00	40,474.66	
RXFR	Transfer (Regular)	41,449.53	0.00	
WARR	Warrants	6,803.07	0.00	
				-3,283.64
FIGS000	DFA IGS Fed Grants	-21,919.82		
RCPT	Receipt	0.00	202,242.80	
RXFR	Transfer (Regular)	136,438.26	0.00	
WARR	Warrants	65,781.14	0.00	
				-21,943.22
FIGS001	DFA IGS JAG TRUST FUND	-317,409.45		
DXFR	Transfer (Deduction)	0.00	20,438.94	
RCPT	Receipt	0.00	4,199,578.78	
RXFR	Transfer (Regular)	68,246.77	0.00	
WARR	Warrants	694,968.66	0.00	
				-3,774,211.74
FIGS002	Justice Reinvestment Initiativ	0.00		
RCPT	Receipt	0.00	72,783.42	
RXFR	Transfer (Regular)	83,533.09	10,749.67	
				0.00
FIT0101	AR Agri Forest Rur Fire Equip	-273,411.56		
RCPT	Receipt	0.00	149,864.06	
RXFR	Transfer (Regular)	0.00	1,745.89	
WARR	Warrants	222,831.04	0.00	
				-202,190.47
FIT0901	AR Agri Dept Forest Fire Mitig:	-585,364.07		
RCPT	Receipt	0.00	158,636.45	
RXFR	Transfer (Regular)	0.00	4,185.00	

Fund Transaction by Type

Start Date:7/1/18 End Date:12/31/18

Fund	Fund Description	Beginning Balance	Ending Balance
Type	Type Description	Debits	Credits
WARR	Warrants	162,821.45	0.00
			-585,364.07
FIT1201	AR Agri Dept Forestry Nat'I Fir	-581,139.79	
RCPT	Receipt	0.00	223,673.23
RXFR	Transfer (Regular)	80,473.28	29,274.80
WARR	Warrants	113,426.80	0.00
			-640,187.74
FIT1501	AR Agri Forestry Pine Beetle F	-236,427.27	
RCPT	Receipt	0.00	65,540.06
WARR	Warrants	63,910.20	0.00
			-238,057.13
FIT1701	AR Agri Dept Forestry Legacy	-63,001.75	
RCPT	Receipt	0.00	13,639.82
WARR	Warrants	5,089.11	0.00
			-71,552.46
FIT1901	Agri AFC Silvicultural Non Poi	-28,705.77	
RCPT	Receipt	0.00	12,107.49
RXFR	Transfer (Regular)	0.00	1.28
WARR	Warrants	10,078.81	0.00
			-30,735.73
FJD0300	Jud Dept Fed-1JS AV Mediatio	-13,321.62	
RCPT	Receipt	0.00	52,735.06
RXFR	Transfer (Regular)	20,738.49	1,977.50
WARR	Warrants	40,356.99	0.00
			-6,938.70
FJD0600	Jud Dept Fed Trng Research	-88,839.64	
RCPT	Receipt	0.00	118,300.08
RXFR	Transfer (Regular)	79,591.69	0.00
WARR	Warrants	84,918.17	0.00
			-42,629.86
FJD1300	Domestic Violence Resch (002	-11,719.48	
RXFR	Transfer (Regular)	0.18	13,589.10
WARR	Warrants	3,637.68	0.00
			-21,670.72
FJD1500	CaseMgt CDLConvictionRep (I	-18,243.63	
RCPT	Receipt	0.00	32,987.03
WARR	Warrants	43,439.54	0.00
			-7,791.12
FJD2100	JUVE DRUG CT DATA MGMT (I	-11,620.83	
WARR	Warrants	11,263.76	0.00
			-357.07
FJD2200	STATE AWARENESS & RECRU	-7,591.96	
RXFR	Transfer (Regular)	0.11	2,647.93
WARR	Warrants	2,647.82	0.00
			-7,591.96
FJD2400	Drug Court Enhance Grant 201	-5,268.46	
RCPT	Receipt	0.00	24,028.43
WARR	Warrants	25,872.76	0.00
			-3,424.13
FKA0000	AR Emerg Mngt-Fed	-1,697.52	

Fund Transaction by Type

Start Date:7/1/18 End Date:12/31/18

Fund	Fund Description	Beginning Balance	Ending Balance
Type	Type Description	Debits	Credits
RXFR	Transfer (Regular)	206.66	2,456.72
			-3,947.58
FKA1402	State & Local ImplGr (0995)	-1,867.24	
WARR	Warrants	1,867.24	0.00
			0.00
FKA1601	ODP 15 (995)	0.00	
RADJ	Receipt Adjustment	1,234.43	1,234.43
RCPT	Receipt	0.00	1,234.43
RXFR	Transfer (Regular)	897.87	19,748.94
WARR	Warrants	20,085.49	0.00
			-0.01
FKA1602	PDM-C 14 (0995)	-847.44	
RADJ	Receipt Adjustment	20,437.50	20,437.50
RCPT	Receipt	0.00	91,907.06
WARR	Warrants	92,277.85	0.00
			-476.65
FKA1607	PRE-DIS MIT-COMP 15 (0995)	-4,373.49	
RCPT	Receipt	0.00	5,338.32
WARR	Warrants	9,711.46	0.00
			-0.35
FKA1701	ODP 16 (0995)	-16,884.64	
RADJ	Receipt Adjustment	127,332.23	127,332.23
RCPT	Receipt	0.00	1,140,780.57
RXFR	Transfer (Regular)	136,933.11	83,985.01
WARR	Warrants	884,769.92	0.00
			-219,947.19
FKA1702	HMEP - Training & Planning	2,872.78	
RCPT	Receipt	0.00	125,366.08
RXFR	Transfer (Regular)	39,342.36	5,870.91
WARR	Warrants	108,527.69	0.00
			19,505.84
FKA1704	EMPG SOFT 16 (0995)	-38,242.48	
RADJ	Receipt Adjustment	68,205.79	68,205.79
RCPT	Receipt	0.00	150,867.34
RXFR	Transfer (Regular)	16,210.00	0.00
WARR	Warrants	170,661.53	0.00
			-2,238.29
FKA1705	16 (0995)	-34,386.31	
RADJ	Receipt Adjustment	11,676.02	11,676.02
RCPT	Receipt	0.00	114,422.93
RXFR	Transfer (Regular)	56,811.56	22,764.86
WARR	Warrants	86,982.67	0.00
			-27,779.87
FKA1801	ODP 17 (0995)	-31,905.15	
RADJ	Receipt Adjustment	132,527.36	132,527.36
RCPT	Receipt	0.00	1,185,108.55
RXFR	Transfer (Regular)	414,657.08	4,121.20
WARR	Warrants	710,178.81	0.00
			-96,299.01
FKA1802	EMPG LOCALS 17	-25,631.72	
RADJ	Receipt Adjustment	72,933.63	72,933.63

Fund Transaction by Type

Start Date:7/1/18 End Date:12/31/18

Fund	Fund Description	Beginning Balance		Ending Balance
Type	Type Description	Debits	Credits	
RCPT	Receipt	0.00	1,207,819.91	
WARR	Warrants	1,145,220.33	0.00	
				-88,231.30
FKA1803	EMPG SOFT 17		0.00	
RCPT	Receipt	0.00	77,873.95	
WARR	Warrants	55,285.98	0.00	
				-22,587.97
FKM5000	DEV DIS COUNCIL-FED (0610)		-92,948.26	
COFF	Checks Charged Off	4,220.00	0.00	
RCPT	Receipt	0.00	665,901.54	
RXFR	Transfer (Regular)	131,134.80	8,572.93	
WARR	Warrants	616,592.89	0.00	
				-15,475.04
FKM5100	Developmental Dis Council-Fe		-2,913.70	
WARR	Warrants	2,913.70	0.00	
				0.00
FLA1060	FUSION CENTER GRANT 16 (C		-421.61	
RXFR	Transfer (Regular)	0.00	27,537.49	
WARR	Warrants	27,400.66	0.00	
				-558.44
FLA1061	BOMB GRANT 16 (0960)		0.00	
RXFR	Transfer (Regular)	0.00	10,906.45	
WARR	Warrants	10,906.45	0.00	
				0.00
FLA1062	SWAT GRANT 16 (0960)		-31.25	
RXFR	Transfer (Regular)	1,832.65	3,665.30	
WARR	Warrants	1,863.90	0.00	
				0.00
FLA1063	Fusion Center Grant 17 (0960)		0.00	
RXFR	Transfer (Regular)	0.00	11,559.78	
WARR	Warrants	8,145.50	0.00	
				-3,414.28
FLA1064	Bomb Grant 17 (0960)		0.00	
RXFR	Transfer (Regular)	0.00	195,000.00	
WARR	Warrants	177,676.54	0.00	
				-17,323.46
FLA8402	INTER CRIMES AGAINST CHIL		-52,514.34	
RCPT	Receipt	0.00	73,689.91	
RXFR	Transfer (Regular)	16,131.87	1.68	
WARR	Warrants	108,405.92	0.00	
				-1,668.14
FMD0000	ADEM-Disaster Relief Fed		-78,376.42	
RXFR	Transfer (Regular)	32,814.79	105,113.44	
				-150,675.07
FMD0904	ADEM 1819 DRPA (0995)		0.00	
RADJ	Receipt Adjustment	27,601.77	0.00	
RCPT	Receipt	0.00	55,203.54	
RXFR	Transfer (Regular)	0.00	9,932.67	
WARR	Warrants	27,601.77	0.00	
				-9,932.67

Fund Transaction by Type

Start Date:7/1/18 End Date:12/31/18

Fund	Fund Description	Beginning Balance		Ending Balance
Type	Type Description	Debits	Credits	
FMD1009	ADEM 1861 DR PA (0995)			0.00
RCPT	Receipt	0.00	320,808.70	
RXFR	Transfer (Regular)	3,022.38	3,022.38	
WARR	Warrants	320,808.70	0.00	
				0.00
FMD1010	ADEM 1872 (DRPA) (0620)			0.00
RXFR	Transfer (Regular)	3,787.80	3,787.80	
				0.00
FMD1101	1975 Disaster Relief (0995)			-14,203.86
RADJ	Receipt Adjustment	100,341.71	100,341.71	
RCPT	Receipt	0.00	165,956.87	
RXFR	Transfer (Regular)	123,405.33	39,893.48	
WARR	Warrants	86,318.38	0.00	
				-10,330.50
FMD1202	1975 Disaster Relief (0995)			0.00
RXFR	Transfer (Regular)	7,695.00	7,695.00	
				0.00
FMD1301	Disaster Relf Pub Assist (0995)			0.00
RCPT	Receipt	0.00	555.00	
WARR	Warrants	555.00	0.00	
				0.00
FMD1302	Disaster Rel Haz Mitig (0995)			-5,322.47
RCPT	Receipt	0.00	13,756.52	
RXFR	Transfer (Regular)	6,062.31	3,095.43	
WARR	Warrants	16,112.11	0.00	
				0.00
FMD1401	DisasterRelPubAssist (0995)			0.00
RCPT	Receipt	0.00	360,414.46	
WARR	Warrants	360,414.46	0.00	
				0.00
FMD1402	4143 Disaster RelfAssist (0995)			0.00
RCPT	Receipt	0.00	720,830.63	
RXFR	Transfer (Regular)	23,270.77	3,787.80	
WARR	Warrants	701,347.66	0.00	
				0.00
FMD1403	4124 DisasterRelfHazMitg (099)			-827.60
RADJ	Receipt Adjustment	673.58	673.58	
RCPT	Receipt	0.00	673.58	
RXFR	Transfer (Regular)	2,172.79	671.61	
				0.00
FMD1404	4143 DisasterRelfHazMitg (099)			-959.06
RADJ	Receipt Adjustment	672.41	672.41	
RCPT	Receipt	0.00	3,184.41	
RXFR	Transfer (Regular)	1,384.77	491.30	
WARR	Warrants	3,250.00	0.00	
				0.00
FMD1406	Dis Rel Public Assist (0995)			-32,895.96
RADJ	Receipt Adjustment	580.42	580.42	
RCPT	Receipt	0.00	3,265.71	
RXFR	Transfer (Regular)	3,665.54	466.57	
WARR	Warrants	32,709.90	0.00	

Fund Transaction by Type

Start Date: 7/1/18 End Date: 12/31/18

Fund	Fund Description	Beginning Balance	Ending Balance
Type	Type Description	Debits	Credits
			-252.80
FMD1408	Dis Relief Haz Mitigation 0995	-1,130.52	
RADJ	Receipt Adjustment	20,353.76	20,353.76
RCPT	Receipt	0.00	78,465.75
RXFR	Transfer (Regular)	34,100.13	7,785.78
WARR	Warrants	48,640.74	0.00
			-4,641.18
FMD1409	DisRel HazMitigation (0995)	-26,599.81	
RADJ	Receipt Adjustment	5,542.33	5,542.33
RCPT	Receipt	0.00	6,254.88
RXFR	Transfer (Regular)	11,076.54	4,072.85
WARR	Warrants	25,851.00	0.00
			0.00
FMD1501	Disaster Relief Pub Ass (0995)	-1,447.68	
RADJ	Receipt Adjustment	469,145.69	469,145.69
RCPT	Receipt	0.00	814,501.81
RXFR	Transfer (Regular)	78,503.09	26,408.83
WARR	Warrants	744,393.58	0.00
			-19,461.65
FMD1502	Disaster Rel Haz Mit (0995)	-45,641.36	
RCPT	Receipt	0.00	139,114.64
RXFR	Transfer (Regular)	11,692.87	7,737.14
WARR	Warrants	84,400.00	0.00
			-96,400.27
FMD1601	4254 DIS REL PUB ASST (0995)	-348,004.05	
RADJ	Receipt Adjustment	412,429.97	412,429.97
RCPT	Receipt	0.00	652,873.21
RXFR	Transfer (Regular)	9,323.59	103,157.53
WARR	Warrants	1,093,254.86	0.00
			-1,456.34
FMD1602	4254 DIS REL HAZ MIT (0995)	-1,061.47	
RADJ	Receipt Adjustment	196,634.53	196,634.53
RCPT	Receipt	0.00	423,596.72
RXFR	Transfer (Regular)	21,439.63	1,804.27
WARR	Warrants	357,121.21	0.00
			-47,901.62
FMD1603	4270 Disa Relf PublAssit 0995	-175.86	
RADJ	Receipt Adjustment	63,595.60	375.57
RCPT	Receipt	0.00	127,518.52
RXFR	Transfer (Regular)	64,578.25	329.09
			-225.19
FMD1604	4270 Diast Relf Haz Mitgt 0995	-1,827.55	
RADJ	Receipt Adjustment	2,827.45	2,827.45
RCPT	Receipt	0.00	56,486.19
RXFR	Transfer (Regular)	8,759.61	2,771.10
WARR	Warrants	51,964.10	0.00
			-361.13
FMD1801	4318 Disaster Rel Public Asst	-11,668.30	
RADJ	Receipt Adjustment	1,421,892.03	1,298,330.56
RCPT	Receipt	0.00	2,642,304.95
RXFR	Transfer (Regular)	181,156.99	23,748.27

Fund Transaction by Type

Start Date:7/1/18 End Date:12/31/18

Fund	Fund Description	Beginning Balance		Ending Balance
Type	Type Description	Debits	Credits	
WARR	Warrants	2,367,730.29	0.00	
				-5,272.77
FMD1802	4318 Disaster Rel Haz Mitiga		-233.60	
RCPT	Receipt	0.00	2,195.87	
RXFR	Transfer (Regular)	4,234.57	2,020.14	
				-215.04
FMD3600	ADEM 1751 DR PA (0995)		-1,353.20	
RCPT	Receipt	0.00	118,105.78	
RXFR	Transfer (Regular)	1,353.20	0.00	
WARR	Warrants	118,105.78	0.00	
				0.00
FMF0100	Fed-Armory Assist		0.00	
RADJ	Receipt Adjustment	4,759.42	0.00	
RCPT	Receipt	0.00	4,759.42	
				0.00
FMF0300	Fed-275 Trng Site		1,725,707.71	
RADJ	Receipt Adjustment	25.20	25.20	
RCPT	Receipt	0.00	4,586,745.07	
RXFR	Transfer (Regular)	34,809.95	3,388,970.59	
WARR	Warrants	10,902,131.35	0.00	
				4,686,933.35
FMF0700	Fed-270 Trng Site		216,048.40	
RADJ	Receipt Adjustment	0.00	4,759.42	
RCPT	Receipt	0.00	1,737,477.85	
RXFR	Transfer (Regular)	6,389,848.19	2,911,036.11	
WARR	Warrants	842,055.18	0.00	
				2,794,678.39
FMF2200	Fed-Ft Chaffee Salary		71,332.45	
RCPT	Receipt	0.00	531,466.28	
RXFR	Transfer (Regular)	1,956,902.96	854,613.82	
WARR	Warrants	268,468.45	0.00	
				910,623.76
FMF2300	Fed-Ft Chaffee Exp		692,906.28	
RCPT	Receipt	0.00	2,028,005.04	
RXFR	Transfer (Regular)	0.00	1,498,765.03	
WARR	Warrants	4,789,073.91	0.00	
				1,955,210.12
FMF9T69	Prof Ed Center (0975)		0.00	
RCPT	Receipt	0.00	43,100.00	
WARR	Warrants	42,279.10	0.00	
				-820.90
FMFHOLD	FEDERAL HOLDING ACCOUN'		-3,930,317.07	
RCPT	Receipt	0.00	4,836,627.11	
RXFR	Transfer (Regular)	8,553,953.40	0.00	
				-212,990.78
FMG0100	OMIG-Fed (0035)		-5,987.76	
RXFR	Transfer (Regular)	500,741.99	598,538.12	
WARR	Warrants	103,751.52	0.00	
				-32.37
FNA2300	DOL OSHA Fed Grant 03		-104,467.91	
RCPT	Receipt	0.00	609,300.00	

Fund Transaction by Type

Start Date:7/1/18 End Date:12/31/18

Fund	Fund Description	Beginning Balance		Ending Balance
Type	Type Description	Debits	Credits	
RXFR	Transfer (Regular)	351,351.02	0.00	
WARR	Warrants	192,689.82	0.00	
				-169,727.07
FNA3300	ADL MSHA Fed 03	-3,021.18		
RCPT	Receipt	0.00	94,932.00	
RXFR	Transfer (Regular)	60,640.30	0.00	
WARR	Warrants	26,182.05	0.00	
				-11,130.83
FNA4300	ADL BLS Fed 03	-32,075.44		
RCPT	Receipt	0.00	56,500.00	
RXFR	Transfer (Regular)	40,772.69	0.00	
WARR	Warrants	10,986.16	0.00	
				-36,816.59
FPT0100	PT-SCORP Oprs	-290,332.01		
RXFR	Transfer (Regular)	0.00	9.75	
WARR	Warrants	29,155.11	0.00	
				-261,186.65
FPT0200	PT-SCORP Grnts	-41.16		
RCPT	Receipt	0.00	55,097.56	
				-55,138.72
FSA1719	DAH-FSA FED DIGITIZAT PRC	-62,454.78		
RCPT	Receipt	0.00	34,519.94	
RXFR	Transfer (Regular)	18,271.09	0.00	
WARR	Warrants	34,003.50	0.00	
				-44,700.13
FSC0700	WATER USE-USGS FED GRAN	-26,000.00		
WARR	Warrants	2,835.00	0.00	
				-23,165.00
FSC1000	NRCS CONV TECH ASST (045)	-35,274.17		
RCPT	Receipt	0.00	206,508.43	
RXFR	Transfer (Regular)	20,238.40	0.00	
WARR	Warrants	195,701.51	0.00	
				-25,842.69
FSC1700	SW-Non Point Grnts Ind-(455)	-96,824.41		
RXFR	Transfer (Regular)	180,156.24	193,398.33	
WARR	Warrants	76,631.23	0.00	
				-33,435.27
FSC2017	ANRC Dam Safety (0455)	-126,069.82		
RCPT	Receipt	0.00	18,028.86	
RXFR	Transfer (Regular)	143,258.68	0.00	
WARR	Warrants	840.00	0.00	
				0.00
FSC2018	ANRC Dam Safety-SDSG18 (0455)	0.00		
RCPT	Receipt	0.00	19,628.71	
RXFR	Transfer (Regular)	27,548.86	135,536.95	
WARR	Warrants	1,863.71	0.00	
				-125,753.09
FSC3313	ANRC NP Source Poll Contrl 2	-300.00		
WARR	Warrants	300.00	0.00	
				0.00

Fund Transaction by Type

Start Date:7/1/18 End Date:12/31/18

Fund	Fund Description	Beginning Balance		Ending Balance
Type	Type Description	Debits	Credits	
FSC3314	ANRC Nonpoint (0455)	-4,308.90		
RCPT	Receipt	0.00	307,706.69	
RXFR	Transfer (Regular)	193,398.33	5,000.00	
WARR	Warrants	122,594.98	0.00	
				-1,022.28
FSC3315	ANRC NP SOURCE POLL CON	-5,173.00		
RCPT	Receipt	0.00	318,671.19	
WARR	Warrants	323,844.19	0.00	
				0.00
FSC3316	ANRC NP SOURCE POLL CON	-4,171.10		
RCPT	Receipt	0.00	608,119.65	
RXFR	Transfer (Regular)	25,534.00	12,767.00	
WARR	Warrants	591,686.75	0.00	
				-7,837.00
FSC3317	ANRC NP Source Poll Cont 20	-8,482.59		
RCPT	Receipt	0.00	293,365.33	
RXFR	Transfer (Regular)	12,767.00	25,534.00	
WARR	Warrants	307,114.92	0.00	
				-7,500.00
FSC4018	ANRC FEMACAPPSEE-18 (045	-183,356.89		
RCPT	Receipt	0.00	232,297.10	
RXFR	Transfer (Regular)	46,661.19	14.19	
WARR	Warrants	27,178.14	0.00	
				-341,828.85
FSC4030	ANRC FEMA CTP (0455)	-346,918.37		
RCPT	Receipt	0.00	278,337.12	
WARR	Warrants	285,934.32	0.00	
				-339,321.17
FSC4031	ANRC Flood Mgmt Assist (045	0.00		
RCPT	Receipt	0.00	12,284.60	
				-12,284.60
FSC4032	ANRC FLOOD MGT ASST FY1:	-34,136.57		
RCPT	Receipt	0.00	2,218.49	
RXFR	Transfer (Regular)	34,136.57	637.97	
WARR	Warrants	2,856.46	0.00	
				0.00
FSC4033	ANRC FLOOD MGMT ASST FY	-68,805.08		
RCPT	Receipt	0.00	25,725.20	
RXFR	Transfer (Regular)	609.24	0.00	
WARR	Warrants	25,043.26	0.00	
				-68,877.78
FSC4034	ANRC Flood Mgmt Asst FY17(-15,126.60		
RCPT	Receipt	0.00	21,198.00	
RXFR	Transfer (Regular)	28.73	0.00	
WARR	Warrants	67.37	0.00	
				-36,228.50
FSC4035	ANRC Flood Mgmt Assist (045	0.00		
RXFR	Transfer (Regular)	0.00	34,136.57	
WARR	Warrants	852.99	0.00	
				-33,283.58
FSC5017	ANRC Dam Statewide Impact /	-25,746.63		

Fund Transaction by Type

Start Date:7/1/18 End Date:12/31/18

Fund	Fund Description	Beginning Balance		Ending Balance
Type	Type Description	Debits	Credits	
RXFR	Transfer (Regular)	0.00	10,312.50	
WARR	Warrants	13,750.00	0.00	
				-22,309.13
FSC5M00	Clean Water Grant FY10 (0455)	-265,301.12		
RCPT	Receipt	0.00	300,000.00	
RXFR	Transfer (Regular)	314,731.57	149.15	
WARR	Warrants	89,063.62	0.00	
				-161,655.08
FSD0100	Dis Determination-Oprs	-1,878,789.24		
RCPT	Receipt	0.00	22,761,859.02	
RXFR	Transfer (Regular)	13,725,015.78	896.10	
WARR	Warrants	9,164,947.50	0.00	
				-1,751,581.08
FSK3300	Spinal Cord-CAPPS 4th Yr	-42,979.67		
RCPT	Receipt	0.00	1,174.06	
RXFR	Transfer (Regular)	0.00	125.00	
WARR	Warrants	2,229.47	0.00	
				-42,049.26
FSS0100	Sos Fed Hava Title I (0063)	-4,475,015.00		
DXFR	Transfer (Deduction)	0.00	29,478.41	
RCPT	Receipt	0.00	25,667.68	
WARR	Warrants	4,500,473.61	0.00	
				-29,687.48
FST0201	AEDC-S/T Ex Ntwk Fed (790)	-134,055.18		
RCPT	Receipt	0.00	573,875.06	
RXFR	Transfer (Regular)	228,941.36	0.00	
WARR	Warrants	299,544.86	0.00	
				-179,444.02
FST0700	EPSCOR Ark Asset Initiative II	-488,462.73		
RCPT	Receipt	0.00	1,917,054.28	
RXFR	Transfer (Regular)	114,545.82	0.00	
WARR	Warrants	2,142,587.99	0.00	
				-148,383.20
FST0701	EPSCoR ASSET III, Track (790)	-57,266.19		
RCPT	Receipt	0.00	12,602.00	
RXFR	Transfer (Regular)	20,719.48	0.00	
WARR	Warrants	889.32	0.00	
				-48,259.39
FTC7300	Crowley's Ridge TI-Fed-ABE	-36,544.90		
RXFR	Transfer (Regular)	34,251.98	0.00	
WARR	Warrants	2,292.92	0.00	
				0.00
FTC7301	CRTI-Federal (0170)	0.00		
RXFR	Transfer (Regular)	0.00	26,387.49	
WARR	Warrants	1,074.78	0.00	
				-25,312.71
FTN7300	Northwest TI-Fed ABE	-21,994.71		
RXFR	Transfer (Regular)	105,593.95	117,205.84	
WARR	Warrants	2,520.00	0.00	
				-31,086.60
FVD0000	Victimes Justice Assistance	-87,207.46		

Fund Transaction by Type

Start Date:7/1/18 End Date:12/31/18

Fund	Fund Description	Beginning Balance		Ending Balance
Type	Type Description	Debits	Credits	
RCPT	Receipt	0.00	7,684,321.86	
RXFR	Transfer (Regular)	902,039.36	0.00	
WARR	Warrants	6,437,282.51	0.00	
				-432,207.45
FVV0800	NLR Cemetery Expansion (038)	0.00		
RCPT	Receipt	0.00	447,337.90	
RXFR	Transfer (Regular)	365,143.27	0.00	
WARR	Warrants	4,425.00	0.00	
				-77,769.63
FWF0000	Dept of Human Svcs-Federal	-15,501,523.68		
RCPT	Receipt	0.00	27,786,502.75	
RXFR	Transfer (Regular)	13,161,102.43	94,000.00	
				-30,220,924.00
FWF0100	Dept Of Human Svcs-Hldg Acc	-7,449,505.35		
RCPT	Receipt	0.00	1,080,208.24	
RXFR	Transfer (Regular)	964,773.46	536,608.38	
				-8,101,548.51
FWF0200	Dept of Human Svcs-DYS Grnt	-16,190.13		
RCPT	Receipt	0.00	2,004,652.89	
RXFR	Transfer (Regular)	103,878.70	408,429.40	
WARR	Warrants	1,903,717.45	0.00	
				-421,676.27
FWF2100	County Oprs-Homeless	-174,883.39		
RCPT	Receipt	0.00	1,107,139.35	
WARR	Warrants	1,127,056.13	0.00	
				-154,966.61
FWF2900	County Oprs-Emerg Food	-92,263.38		
RCPT	Receipt	0.00	378,891.05	
WARR	Warrants	470,974.98	0.00	
				-179.45
FWF3000	DHS-DCCECE-Sp Nutrition Prq	-30,306.44		
RCPT	Receipt	0.00	30,428,511.98	
WARR	Warrants	29,784,106.85	0.00	
				-674,711.57
FWF3400	County Oprs-Emerg Assist	-4,609.84		
RCPT	Receipt	0.00	18,038,125.50	
RXFR	Transfer (Regular)	2,808,276.38	1,087,760.00	
WARR	Warrants	15,829,068.94	0.00	
				-493,150.02
FWF4400	County Oprs-Vietnamese Refg	-113,198.36		
RCPT	Receipt	0.00	486.00	
WARR	Warrants	729.00	0.00	
				-112,955.36
FWF5400	DHS-Crippled Children	-159,782.13		
RXFR	Transfer (Regular)	0.00	352,395.38	
WARR	Warrants	290,428.90	0.00	
				-221,748.61
FWF5500	Booneville Cap Imp (0710)	0.00		
RCPT	Receipt	0.00	2,400,000.00	
RXFR	Transfer (Regular)	400,000.00	0.00	
				-2,000,000.00

Fund Transaction by Type

Start Date:7/1/18 End Date:12/31/18

Fund	Fund Description	Beginning Balance		Ending Balance
Type	Type Description	Debits	Credits	
FWF6900	DHS-DCCECE-Childhood Gar	-752,074.36		
RCPT	Receipt	0.00	14,388,652.93	
WARR	Warrants	14,170,121.30	0.00	
				-970,605.99
FWS0000	Fed Grants Workforce Svs (08	0.00		
RCPT	Receipt	0.00	792,370.40	
RXFR	Transfer (Regular)	0.00	166.58	
WARR	Warrants	776,990.74	0.00	
				-15,546.24
FYP0000	Dept of Envir Quality-Fed	-779,703.14		
RCPT	Receipt	0.00	3,563,010.31	
RXFR	Transfer (Regular)	2,405,960.48	1,905.00	
WARR	Warrants	1,072,212.03	0.00	
				-866,445.94
FYP0300	DEQ Sep Federal Plan (930)	-173,589.60		
RCPT	Receipt	0.00	220,644.37	
RXFR	Transfer (Regular)	77,654.19	0.00	
WARR	Warrants	155,417.83	0.00	
				-161,161.95
FYP0400	Weatherization Program	-189,177.43		
RCPT	Receipt	0.00	716,129.22	
RXFR	Transfer (Regular)	57,635.08	3,113.50	
WARR	Warrants	662,291.69	0.00	
				-188,493.38
FYP0500	Low Inc Home Eng Asst	-8,974.08		
RXFR	Transfer (Regular)	147,699.24	2,811,018.35	
WARR	Warrants	2,540,404.25	0.00	
				-131,888.94
GAD0000	General Rev Allotment Reserv	-18,221,783.53		
RCPT	Receipt	0.00	1,406,013.49	
RXFR	Transfer (Regular)	12,613,698.34	63,424,596.07	
				-70,438,694.75
GADHOLD	GR Allot Reserve Set Aside	-64,846.96		
RXFR	Transfer (Regular)	26,470,765.86	26,405,918.90	
				0.00
GPR0100	AR Real Property Reappraisal	-0.34		
RXFR	Transfer (Regular)	0.00	7,278,719.40	
WARR	Warrants	7,278,719.40	0.00	
				-0.34
HAD0000	AR Agriculture Dept §19-5-302	-317,242.21		
AXFR	Advance Transfer	0.00	4,812,000.00	
GDIS	Distribution (General Fund)	0.00	4,157,377.24	
RXFR	Transfer (Regular)	8,841,158.45	704,731.97	
				-1,150,192.97
HAD0100	AAD ALPC §19-5-302(14)	-97,744.02		
RCPT	Receipt	0.00	1,000.00	
RXFR	Transfer (Regular)	1,331,467.41	1,619,917.75	
WARR	Warrants	355,928.17	0.00	
				-31,266.19
HAD0200	AAD AFC §19-5-302(14)	-227,326.24		
RCPT	Receipt	0.00	1,534.95	

Fund Transaction by Type

Start Date:7/1/18 End Date:12/31/18

Fund	Fund Description	Beginning Balance		Ending Balance
Type	Type Description	Debits	Credits	
RXFR	Transfer (Regular)	3,175,902.95	4,036,945.72	
WARR	Warrants	1,020,744.86	0.00	
				-69,159.10
HAD0300	AAD PB \$19-5-302(14)	-76,673.84		
RCPT	Receipt	0.00	1,488.79	
RXFR	Transfer (Regular)	1,016,839.87	1,282,247.91	
WARR	Warrants	312,270.20	0.00	
				-31,300.47
HAD0400	AAD Secretary Office (0400)	-47.24		
RXFR	Transfer (Regular)	47.24	2.50	
				-2.50
HCA0000	ADC Inmate Care/Custody	-1,692,302.10		
AXFR	Advance Transfer	0.00	128,838,000.00	
GDIS	Distribution (General Fund)	0.00	54,289,880.67	
RXFR	Transfer (Regular)	182,816,139.59	12,458,816.73	
				-14,462,859.91
HCA0100	ADC Inmate Care/Custody	-8,599,597.17		
COFF	Checks Charged Off	2.42	0.00	
RCPT	Receipt	0.00	274,647.91	
RXFR	Transfer (Regular)	102,662,986.69	173,845,331.24	
WARR	Warrants	75,323,565.79	0.00	
				-4,733,021.42
HCP0000	Dept Community Correction	-1,453,396.62		
AXFR	Advance Transfer	0.00	30,866,000.00	
GDIS	Distribution (General Fund)	0.00	14,754,110.67	
RXFR	Transfer (Regular)	49,159,650.86	8,233,677.22	
				-6,147,533.65
HCP0100	Dept Community Correction	-1,738,065.15		
RADJ	Receipt Adjustment	3,223.44	3,223.44	
RCPT	Receipt	0.00	292,454.33	
RXFR	Transfer (Regular)	32,371,117.26	44,191,148.90	
WARR	Warrants	13,467,895.60	0.00	
				-382,655.52
HEG0000	Higher Education Grants	-13,436,717.64		
GDIS	Distribution (General Fund)	0.00	20,749,153.84	
RXFR	Transfer (Regular)	26,291,600.00	6,249,740.75	
				-14,144,012.23
HEG0100	HE Dentistry Scholarships	-330.66		
RXFR	Transfer (Regular)	0.00	2,173,000.00	
WARR	Warrants	2,110,800.00	0.00	
				-62,530.66
HEG0300	HE Optometry Scholarships	-200.00		
RXFR	Transfer (Regular)	0.00	374,000.00	
WARR	Warrants	374,200.00	0.00	
				0.00
HEG0400	HE Veterinary Scholarships	-891.60		
RXFR	Transfer (Regular)	0.00	709,000.00	
WARR	Warrants	709,443.80	0.00	
				-447.80
HEG0600	HE Chiropractic Scholarship	-128.00		
RCPT	Receipt	0.00	1,667.00	

Fund Transaction by Type

Start Date:7/1/18 End Date:12/31/18

Fund	Fund Description	Beginning Balance		Ending Balance
Type	Type Description	Debits	Credits	
RXFR	Transfer (Regular)	0.00	38,000.00	
WARR	Warrants	39,170.00	0.00	
				-625.00
HEG0700	HE Podiatry Scholarships	-250.00		
RXFR	Transfer (Regular)	0.00	20,000.00	
WARR	Warrants	19,500.00	0.00	
				-750.00
HEG0800	HE Osteopathy Scholarships	-50.00		
RXFR	Transfer (Regular)	0.00	2,500.00	
WARR	Warrants	2,500.00	0.00	
				-50.00
HEG1000	ADHE-AR Future (0700)	-4,027.94		
RCPT	Receipt	0.00	14,577.75	
RXFR	Transfer (Regular)	0.00	499,000.00	
WARR	Warrants	515,127.11	0.00	
				-2,478.58
HEG7022	HE Teacher Retraining	-841,996.54		
RXFR	Transfer (Regular)	0.00	216,350.00	
WARR	Warrants	1,054,372.28	0.00	
				-3,974.26
HEG7024	HE National Guard Tuition	-127,140.78		
RCPT	Receipt	0.00	13,767.50	
RXFR	Transfer (Regular)	0.00	230,000.00	
WARR	Warrants	329,498.51	0.00	
				-41,409.77
HEG7029	HE AR Geo Minority Teacher	-262.37		
RXFR	Transfer (Regular)	0.00	50,000.00	
WARR	Warrants	49,500.00	0.00	
				-762.37
HEG7030	HE POW/MIA Depend Scholar	-2,479.98		
RCPT	Receipt	0.00	132.06	
RXFR	Transfer (Regular)	0.00	701,500.00	
WARR	Warrants	697,139.76	0.00	
				-6,972.28
HEG7032	He-Sreb Minority Doctoral Sch	0.00		
RXFR	Transfer (Regular)	0.00	175,000.00	
WARR	Warrants	175,000.00	0.00	
				0.00
HEG7034	HE Dependents Law Enf 19-5-4	-10,339.67		
RXFR	Transfer (Regular)	0.00	187,500.00	
WARR	Warrants	195,588.78	0.00	
				-2,250.89
HEG7036	HE Academic Challenge	-1,208.59		
RXFR	Transfer (Regular)	0.00	10,000,000.00	
WARR	Warrants	10,000,000.00	0.00	
				-1,208.59
HEG7037	HE Governors Scholar Prog	-3,528.59		
RCPT	Receipt	0.00	646.00	
RXFR	Transfer (Regular)	0.00	9,564,500.00	
WARR	Warrants	9,567,039.00	0.00	
				-1,635.59

Fund Transaction by Type

Start Date:7/1/18 End Date:12/31/18

Fund	Fund Description	Beginning Balance		Ending Balance
Type	Type Description	Debits	Credits	
HEG7040	HE SURF § 19-5-302(11)	-27,288.28		
RCPT	Receipt	0.00	4,670.60	
WARR	Warrants	231.12	0.00	
				-31,727.76
HEG7042	HE Opportunities 19-5-302 (11)	-3,908.03		
RCPT	Receipt	0.00	3,000.00	
RXFR	Transfer (Regular)	0.00	972,000.00	
WARR	Warrants	977,158.00	0.00	
				-1,750.03
HEG7043	Washington Ctr Scholar19-5-3	-3,000.00		
RXFR	Transfer (Regular)	0.00	40,000.00	
WARR	Warrants	43,000.00	0.00	
				0.00
HEG7044	ADHE WEB BASED APP (0700)	-59,355.71		
RXFR	Transfer (Regular)	0.00	57,500.00	
WARR	Warrants	114,456.60	0.00	
				-2,399.11
HEG7045	Single Parent Schol 1116/09	0.00		
RXFR	Transfer (Regular)	0.00	175,000.00	
WARR	Warrants	175,000.00	0.00	
				0.00
HEG7047	Scholarship Adm 1116/09	-413,047.84		
RXFR	Transfer (Regular)	138,109.11	399.00	
WARR	Warrants	266,956.82	0.00	
				-8,380.91
HEG7048	ADHE-State Teacher ED (0700)	-1,284,036.66		
RCPT	Receipt	0.00	47,600.81	
RXFR	Transfer (Regular)	0.00	29,750.00	
WARR	Warrants	1,347,775.76	0.00	
				-13,611.71
HGA0000	Parks & Tourism	-951,726.62		
AXFR	Advance Transfer	0.00	5,856,000.00	
GDIS	Distribution (General Fund)	0.00	4,734,468.37	
RXFR	Transfer (Regular)	13,447,727.86	2,813,012.25	
				-907,479.38
HGA0100	Parks & Tourism	-420,474.35		
RCPT	Receipt	0.00	563.64	
RXFR	Transfer (Regular)	9,914,787.24	11,822,174.64	
WARR	Warrants	1,972,919.52	0.00	
				-355,505.87
HMA0000	Dept Environmental Quality	-317,242.21		
AXFR	Advance Transfer	0.00	700,000.00	
GDIS	Distribution (General Fund)	0.00	1,362,795.07	
RXFR	Transfer (Regular)	2,289,023.55	100,000.00	
				-191,013.73
HMA0100	Dept Environmental Quality	-705,208.42		
RCPT	Receipt	0.00	14,250.63	
RXFR	Transfer (Regular)	1,963,472.52	1,772,668.85	
WARR	Warrants	443,965.39	0.00	
				-84,689.99
HMA0200	ADEQ OIL & GAS	-764,134.05		

Fund Transaction by Type

Start Date:7/1/18 End Date:12/31/18

Fund	Fund Description	Beginning Balance		Ending Balance
Type	Type Description	Debits	Credits	
RXFR	Transfer (Regular)	58,856.88	0.00	
WARR	Warrants	10,101.76	0.00	
				-695,175.41
HMA0300	Dept Envir Quality 19-5-302(4)			-15,815.07
RXFR	Transfer (Regular)	97,304.41	100,000.00	
WARR	Warrants	5,064.70	0.00	
				-13,445.96
HMD0000	State Military Dept			0.00
AXFR	Advance Transfer	0.00	2,942,000.00	
GDIS	Distribution (General Fund)	0.00	1,885,312.17	
RXFR	Transfer (Regular)	5,340,675.49	903,405.92	
				-390,042.60
HMD0100	State Military Dept			-185,515.38
RCPT	Receipt	0.00	46,118.39	
RXFR	Transfer (Regular)	1,822,778.72	2,965,557.82	
WARR	Warrants	1,258,077.38	0.00	
				-116,335.49
HMD0200	State Military Dept CSTP			-33,883.00
RXFR	Transfer (Regular)	1,038,097.47	1,304,521.35	
WARR	Warrants	286,517.24	0.00	
				-13,789.64
HMD0300	State Military Dept YCP			-26,265.54
RCPT	Receipt	0.00	2,610.99	
RXFR	Transfer (Regular)	275,012.10	423,193.61	
WARR	Warrants	171,327.43	0.00	
				-5,730.61
HMD0400	State Military Dept NGCallup			-3,077.03
RCPT	Receipt	0.00	452,316.50	
RXFR	Transfer (Regular)	594,800.20	325,000.00	
WARR	Warrants	12,446.39	0.00	
				-173,146.94
HOA0000	Dept Economic Development			-158,621.10
GDIS	Distribution (General Fund)	0.00	5,752,997.69	
RXFR	Transfer (Regular)	4,845,062.12	23,954.52	
				-1,090,511.19
HOA0100	Dept Economic Development			-2,274,290.47
RCPT	Receipt	0.00	61,004.82	
RXFR	Transfer (Regular)	3,219,987.54	4,664,840.88	
WARR	Warrants	2,280,817.83	0.00	
				-1,499,330.80
HOA0101	AEDC -Bus. Industry Trng Proj			-111,989.42
RXFR	Transfer (Regular)	0.00	389,732.56	
WARR	Warrants	494,326.98	0.00	
				-7,395.00
HOA0102	AEDC - Military Affairs Grant			-2.25
RXFR	Transfer (Regular)	2.25	135,776.00	
WARR	Warrants	135,776.00	0.00	
				0.00
HQA0000	Higher Education			-908,891.91
AXFR	Advance Transfer	0.00	100,000.00	
GDIS	Distribution (General Fund)	0.00	5,810,503.71	

Fund Transaction by Type

Start Date:7/1/18 End Date:12/31/18

Fund	Fund Description	Beginning Balance		Ending Balance
Type	Type Description	Debits	Credits	
RXFR	Transfer (Regular)	5,966,583.27	267,554.94	
				-1,120,367.29
HQA0100	Higher Education	-1,907,509.71		
RCPT	Receipt	0.00	33,869.44	
RXFR	Transfer (Regular)	7,043,867.01	6,238,190.23	
WARR	Warrants	574,748.16	0.00	
				-560,954.21
HQA0300	HE Recruitment Coordinator	-2,284.43		
RXFR	Transfer (Regular)	40,547.29	77,000.00	
WARR	Warrants	207.07	0.00	
				-38,530.07
HQA0400	ADHE NonRevenue (0700)	-1,701,563.19		
RADJ	Receipt Adjustment	5,000.00	5,000.00	
RCPT	Receipt	0.00	9,900.00	
RXFR	Transfer (Regular)	500,000.00	500,000.00	
SDIS	Distribution (Special Fund)	0.00	0.00	
SPEC	Special Reversing Entry	5,000.00	5,000.00	
				-1,711,463.19
HRA0000	Dept AR Heritage	-880,453.92		
AXFR	Advance Transfer	0.00	200,000.00	
GDIS	Distribution (General Fund)	0.00	3,977,511.44	
RXFR	Transfer (Regular)	3,465,915.75	5,212.59	
				-1,597,262.20
HRA0101	DAH Central	-5,854.83		
RXFR	Transfer (Regular)	1,759,557.56	2,093,009.24	
WARR	Warrants	331,921.43	0.00	
				-7,385.08
HRA0210	DAH AAC Gen Rev (0865)	-15,608.58		
RXFR	Transfer (Regular)	1,873.51	65,052.50	
WARR	Warrants	74,730.22	0.00	
				-4,057.35
HRA0310	DAH Old State House (0865)	-578.25		
RXFR	Transfer (Regular)	574.72	58,510.25	
WARR	Warrants	49,432.84	0.00	
				-9,080.94
HRA0410	DAH Natural Heritage (0865)	-48.78		
RXFR	Transfer (Regular)	48.48	10,000.00	
WARR	Warrants	6,739.61	0.00	
				-3,260.69
HRA0430	DAH-NHC Gas Royal (0865)	-822,962.99		
RCPT	Receipt	0.00	89,052.91	
RXFR	Transfer (Regular)	1,750.00	0.00	
SDIS	Distribution (Special Fund)	0.00	86,277.74	
SPEC	Special Reversing Entry	89,037.91	0.00	
WARR	Warrants	61,426.93	0.00	
				-846,078.80
HRA0510	DAH AR Terr Capital (0865)	0.00		
RCPT	Receipt	0.00	3,026.46	
RXFR	Transfer (Regular)	0.00	55,578.00	
WARR	Warrants	52,895.96	0.00	
				-5,708.50

Fund Transaction by Type

Start Date:7/1/18 End Date:12/31/18

Fund	Fund Description	Beginning Balance		Ending Balance
Type	Type Description	Debits	Credits	
HRA0610	State Archives GR 19-5-302			
		-5,913.10		
RXFR	Transfer (Regular)	280.03	157,282.48	
WARR	Warrants	149,919.30	0.00	
				-12,996.25
HRA0810	DAH Delta Cultural (0865)			
		-3,609.10		
RCPT	Receipt	0.00	211.95	
RXFR	Transfer (Regular)	831.13	76,935.00	
WARR	Warrants	77,369.98	0.00	
				-2,554.94
HRA0910	DAH Mosaic Templars (0865)			
		-718.45		
RXFR	Transfer (Regular)	8.45	75,022.50	
WARR	Warrants	71,662.03	0.00	
				-4,070.47
HSA0000	Department of Labor			
		0.00		
AXFR	Advance Transfer	0.00	1,136,000.00	
GDIS	Distribution (General Fund)	0.00	537,495.16	
RXFR	Transfer (Regular)	1,693,408.00	137,132.71	
				-117,219.87
HSA0100	Department of Labor			
		-161,304.68		
RCPT	Receipt	0.00	347.53	
RXFR	Transfer (Regular)	1,467,325.48	1,812,225.46	
WARR	Warrants	403,135.85	0.00	
				-103,416.34
HSC0000	State Central Services			
		-38,798,552.59		
CTAX	Claims & Taxes	7,847.72	675.00	
DXFR	Transfer (Deduction)	0.00	87,778,293.12	
RADJ	Receipt Adjustment	25,971.58	151,120.78	
RCPT	Receipt	0.00	7,646,323.82	
RXFR	Transfer (Regular)	131,924,923.30	24,596,796.69	
SDIS	Distribution (Special Fund)	0.00	6,473,875.77	
SPEC	Special Reversing Entry	6,701,163.92	20,177.58	
				-26,805,908.83
HSC0200	State Central Services House			
		-513,755.70		
RCPT	Receipt	0.00	80.00	
RXFR	Transfer (Regular)	1,146,736.37	1,300,975.00	
WARR	Warrants	167,021.06	0.00	
				-501,053.27
HSC0500	State Central Svcs Senate			
		-462,092.36		
RCPT	Receipt	0.00	492.64	
RXFR	Transfer (Regular)	775,852.23	1,905,649.28	
WARR	Warrants	1,035,929.73	0.00	
				-556,452.32
HSC0900	St Cent Serv-Legislative Audit			
		-5,402,715.59		
RCPT	Receipt	0.00	10,091.43	
RXFR	Transfer (Regular)	18,235,567.59	16,183,374.44	
WARR	Warrants	1,768,986.45	0.00	
				-1,591,627.42
HSC1100	State Central Svcs Leg Council			
		-242,791.74		
RCPT	Receipt	0.00	51.79	
RXFR	Transfer (Regular)	5,105,711.48	6,805,503.91	
WARR	Warrants	1,211,890.15	0.00	

Fund Transaction by Type

Start Date:7/1/18 End Date:12/31/18

Fund	Fund Description	Beginning Balance		Ending Balance
Type	Type Description	Debits	Credits	
				-730,745.81
HSC1200	State Central Svcs Leg Council	-290,250.37		
RXFR	Transfer (Regular)	0.00	900,000.00	
WARR	Warrants	643,257.39	0.00	
				-546,992.98
HSC1400	State Ctl Svc Gov Mansion Co	-148,878.62		
RCPT	Receipt	0.00	31,714.52	
RXFR	Transfer (Regular)	282,922.31	701,649.76	
WARR	Warrants	371,753.31	0.00	
				-227,567.28
HSC1800	State Central Svcs Appeals	-292,283.94		
RCPT	Receipt	0.00	726.95	
RXFR	Transfer (Regular)	1,915,257.31	2,500,000.00	
WARR	Warrants	324,568.35	0.00	
				-553,185.23
HSC2300	AOC Judicial	-718,584.43		
RCPT	Receipt	0.00	145,353.75	
RXFR	Transfer (Regular)	3,829,728.38	11,036,532.20	
WARR	Warrants	7,398,247.74	0.00	
				-672,494.26
HSC2800	Prosecuting Coordinator	-42,235.97		
RCPT	Receipt	0.00	20.88	
RXFR	Transfer (Regular)	469,747.21	700,000.00	
WARR	Warrants	98,621.79	0.00	
				-173,887.85
HSC3001	DFA Revenue Division Operati	-3,590,361.13		
CTAX	Claims & Taxes	49.50	0.00	
RCPT	Receipt	0.00	401,157.10	
RXFR	Transfer (Regular)	29,609,877.65	41,806,988.50	
SDIS	Distribution (Special Fund)	0.00	3,677,028.58	
SPEC	Special Reversing Entry	3,794,712.64	49.50	
WARR	Warrants	13,816,650.21	0.00	
				-2,254,294.81
HSC3200	AR Supreme Court	-215,983.57		
RCPT	Receipt	0.00	2,628.98	
RXFR	Transfer (Regular)	1,796,623.47	3,002,331.29	
WARR	Warrants	825,879.94	0.00	
				-598,440.43
HSC3400	St Centl Serv-Gov Office-(034)	-317,463.55		
RXFR	Transfer (Regular)	2,004,514.73	2,532,920.82	
WARR	Warrants	310,835.14	0.00	
				-535,034.50
HSC3600	Claims Commission	-40,132.40		
RXFR	Transfer (Regular)	216,212.55	400,266.55	
WARR	Warrants	76,571.51	0.00	
				-147,614.89
HSC3701	PDC Trial Officers	-956,130.75		
RXFR	Transfer (Regular)	9,395,908.23	10,046,371.65	
WARR	Warrants	995,767.72	0.00	
				-610,826.45
HSC3702	PDC User Fees	-2,849,152.68		

Fund Transaction by Type

Start Date:7/1/18 End Date:12/31/18

Fund	Fund Description	Beginning Balance		Ending Balance
Type	Type Description	Debits	Credits	
COFF	Checks Charged Off	600.00	0.00	
RADJ	Receipt Adjustment	100.00	100.00	
RCPT	Receipt	0.00	1,268,016.93	
RXFR	Transfer (Regular)	724,435.57	308.53	
SDIS	Distribution (Special Fund)	0.00	1,736.43	
SPEC	Special Reversing Entry	1,892.00	100.00	
WARR	Warrants	409,192.38	0.00	
				-2,983,194.62
HSC3704	PDC Administration			-156,226.89
RXFR	Transfer (Regular)	856,482.97	1,800,000.00	
WARR	Warrants	470,460.10	0.00	
				-629,283.82
HSC3705	PDC Juvenile Omnibudsmen			-54,766.83
RXFR	Transfer (Regular)	24,268.25	72,952.00	
WARR	Warrants	2,538.70	0.00	
				-100,911.88
HSC5100	Lt Governors Office			-175,020.64
RXFR	Transfer (Regular)	9.91	31.68	
WARR	Warrants	119,032.69	0.00	
				-56,009.72
HSC5300	Attorney General			-363,875.76
RADJ	Receipt Adjustment	0.00	568.00	
RCPT	Receipt	0.00	56,412.69	
RXFR	Transfer (Regular)	5,943,823.42	8,500,239.90	
WARR	Warrants	2,182,082.13	0.00	
				-795,190.80
HSC5900	Auditor of the State			-387,279.39
RCPT	Receipt	0.00	29.00	
RXFR	Transfer (Regular)	1,372.53	13,521,153.43	
TELL	Teller	0.00	2,370.90	
WARR	Warrants	13,032,258.15	0.00	
				-877,202.04
HSC6000	Land Department			-304,297.06
RXFR	Transfer (Regular)	335.07	1,500,000.00	
WARR	Warrants	1,440,337.05	0.00	
				-363,624.94
HSC6101	St Cent Serv-DFA Adm Svcs-(6			-1,037,253.25
RCPT	Receipt	0.00	16,690.24	
RXFR	Transfer (Regular)	11,648,305.97	14,051,651.62	
WARR	Warrants	2,460,526.50	0.00	
				-996,762.64
HSC6102	DFA Management Services IT			-2,316,313.73
RCPT	Receipt	0.00	30.40	
RXFR	Transfer (Regular)	13,487.52	9,009,129.80	
WARR	Warrants	10,950,646.19	0.00	
				-361,340.22
HSC6199	DFA MCF Balance Transfer			0.00
RXFR	Transfer (Regular)	10,000,000.00	45,725,125.68	
				-35,725,125.68
HSC6300	Secretary of the State			-3,371,585.05
RCPT	Receipt	0.00	83,337.66	

Fund Transaction by Type

Start Date:7/1/18 End Date:12/31/18

Fund	Fund Description	Beginning Balance		Ending Balance
Type	Type Description	Debits	Credits	
RXFR	Transfer (Regular)	1,863.34	6,344,396.94	
WARR	Warrants	8,569,779.67	0.00	
				-1,227,676.64
HSC6900	Treasurer of the State	-752,035.58		
RCPT	Receipt	0.00	1,978.82	
RXFR	Transfer (Regular)	1,333,080.25	2,307,683.00	
WARR	Warrants	946,075.09	0.00	
				-782,542.06
HTD0100	Tax Division Fund-Oper	-1,653,856.12		
RXFR	Transfer (Regular)	570,865.16	588,012.80	
WARR	Warrants	108,735.07	0.00	
				-1,562,268.69
HUA0000	Miscellaneous Agencies	-8,176,708.91		
AXFR	Advance Transfer	0.00	16,183,000.00	
GDIS	Distribution (General Fund)	0.00	14,284,629.68	
RXFR	Transfer (Regular)	37,776,963.36	3,172,601.48	
				-4,039,976.71
HUA0101	Council State Govts Dues	0.00		
RXFR	Transfer (Regular)	0.00	134,803.00	
WARR	Warrants	134,803.00	0.00	
				0.00
HUA0102	Natl Conf State Legislators	0.00		
RXFR	Transfer (Regular)	0.00	163,272.00	
WARR	Warrants	163,272.00	0.00	
				0.00
HUA0103	Nat'l Center State Courts	0.00		
RXFR	Transfer (Regular)	0.00	139,598.00	
WARR	Warrants	139,598.00	0.00	
				0.00
HUA0104	Nat'l Assoc Budget Officers	0.00		
RXFR	Transfer (Regular)	20,200.00	20,200.00	
				0.00
HUA0106	Nat'l Governors Assoc Center	0.00		
RXFR	Transfer (Regular)	0.00	83,800.00	
WARR	Warrants	83,800.00	0.00	
				0.00
HUA0107	Southern States Energy Bd	0.00		
RXFR	Transfer (Regular)	0.00	31,027.00	
WARR	Warrants	31,027.00	0.00	
				0.00
HUA0108	Interstate Mining Compact	0.00		
RXFR	Transfer (Regular)	0.00	18,890.00	
WARR	Warrants	18,890.00	0.00	
				0.00
HUA0109	Nat'l Conf Insurance Leg	0.00		
RXFR	Transfer (Regular)	0.00	10,000.00	
WARR	Warrants	10,000.00	0.00	
				0.00
HUA0110	Nat'l Conf Uniform State Law	0.00		
RXFR	Transfer (Regular)	0.00	43,593.42	

Fund Transaction by Type

Start Date:7/1/18 End Date:12/31/18

Fund	Fund Description	Beginning Balance		Ending Balance
Type	Type Description	Debits	Credits	
WARR	Warrants	43,593.42	0.00	0.00
HUA0111	DHS Research Grants		0.00	
RXFR	Transfer (Regular)	693,000.00	693,000.00	0.00
HUA0112	Prostate Cancer Foundation		-10,677.65	
RXFR	Transfer (Regular)	404.69	64,907.77	
SDIS	Distribution (Special Fund)	0.00	62,503.49	
SPEC	Special Reversing Entry	64,907.77	404.69	
WARR	Warrants	62,300.83	0.00	-10,880.31
HUA0113	DFA-Ach Intsive Care Nrsy-(62		0.00	
RXFR	Transfer (Regular)	1,220,594.00	1,220,594.00	0.00
HUA0114	DFA-Low Lvl Radioactv Wst-(6		0.00	
RXFR	Transfer (Regular)	0.00	5,000.00	
WARR	Warrants	5,000.00	0.00	0.00
HUA0115	Planning/Development Grants		-22,500.00	
RXFR	Transfer (Regular)	0.00	157,500.00	
WARR	Warrants	180,000.00	0.00	0.00
HUA0116	Interstate Metro Plan		-22,500.00	
RXFR	Transfer (Regular)	0.00	45,000.00	
WARR	Warrants	67,500.00	0.00	0.00
HUA0118	Intrastate MetroPlan		-22,500.00	
RXFR	Transfer (Regular)	0.00	45,000.00	
WARR	Warrants	67,500.00	0.00	0.00
HUA0119	Public Defender Central Svc		0.00	
RXFR	Transfer (Regular)	0.00	17,186.00	
WARR	Warrants	17,186.00	0.00	0.00
HUA0120	ACH Reproductive Health		0.00	
RXFR	Transfer (Regular)	594,000.00	594,000.00	0.00
HUA0121	Criminal Detention Comm		-73.50	
RXFR	Transfer (Regular)	0.00	597.08	
WARR	Warrants	647.06	0.00	-23.52
HUA0122	Nat'l Assoc Attorney General		0.00	
RXFR	Transfer (Regular)	0.00	41,899.00	
WARR	Warrants	41,899.00	0.00	0.00
HUA0123	State/Local Legal Center		0.00	
RXFR	Transfer (Regular)	0.00	6,500.00	
WARR	Warrants	6,500.00	0.00	0.00
HUA0124	Public Admin Consortium		0.00	

Fund Transaction by Type

Start Date:7/1/18 End Date:12/31/18

Fund	Fund Description	Beginning Balance		Ending Balance
Type	Type Description	Debits	Credits	
RXFR	Transfer (Regular)	0.00	37,500.00	
WARR	Warrants	37,500.00	0.00	
				0.00
HUA0126	Innovation/Develop 1499/09			0.00
RXFR	Transfer (Regular)	229,034.00	229,034.00	
				0.00
HUA0127	Museum of Discovery			0.00
RXFR	Transfer (Regular)	0.00	25,000.00	
WARR	Warrants	25,000.00	0.00	
				0.00
HUA0128	ACH Burn Ctr Act 1290/07			0.00
RXFR	Transfer (Regular)	990,000.00	990,000.00	
				0.00
HUA0129	Juvenile Offenders Transport			-1,952.78
RXFR	Transfer (Regular)	0.00	30,422.92	
WARR	Warrants	32,375.70	0.00	
				0.00
HUA0130	UAMS Child A/R/DV			-10,764.74
RXFR	Transfer (Regular)	0.00	30,212.64	
WARR	Warrants	40,977.38	0.00	
				0.00
HUA0131	UAMS Child Welfare Restruct			-13,534.08
RXFR	Transfer (Regular)	0.00	146,567.72	
WARR	Warrants	160,101.80	0.00	
				0.00
HUA0134	The Energy Council			0.00
RXFR	Transfer (Regular)	0.00	38,400.00	
WARR	Warrants	38,400.00	0.00	
				0.00
HUA0136	Fire Prevention Commission			-338.04
RXFR	Transfer (Regular)	338.04	10,544.01	
WARR	Warrants	10,544.01	0.00	
				0.00
HUA0142	S Reg Ed Board Dues			0.00
RXFR	Transfer (Regular)	0.00	205,427.00	
WARR	Warrants	205,427.00	0.00	
				0.00
HUA0143	Multistate Tax Commission			0.00
RXFR	Transfer (Regular)	0.00	281,136.00	
WARR	Warrants	281,136.00	0.00	
				0.00
HUA0146	Assoc Racing Commissioners			0.00
RXFR	Transfer (Regular)	0.00	18,700.00	
				-18,700.00
HUA0148	Mid-America Museum (0620)			0.00
RXFR	Transfer (Regular)	0.00	25,000.00	
WARR	Warrants	25,000.00	0.00	
				0.00
HUA0229	AR Fair Housing Commission			-27.06
RXFR	Transfer (Regular)	205,760.04	259,000.00	

Fund Transaction by Type

Start Date:7/1/18 End Date:12/31/18

Fund	Fund Description	Beginning Balance		Ending Balance
Type	Type Description	Debits	Credits	
WARR	Warrants	45,842.71	0.00	
				-7,424.31
HUA022F	FHC Fed Reminbursement Pro	-1,394,883.68		
RCPT	Receipt	0.00	208,150.00	
RXFR	Transfer (Regular)	42,356.01	835.47	
WARR	Warrants	66,778.59	0.00	
				-1,494,734.55
HUA0300	Disabled Veteran's Operations	-1,298.10		
RXFR	Transfer (Regular)	15,915.40	18,000.00	
WARR	Warrants	2,520.46	0.00	
				-862.24
HUA0400	Veterans Child Welfare-Oprs-(-1,030.50		
RXFR	Transfer (Regular)	49,074.64	69,000.00	
WARR	Warrants	11,374.24	0.00	
				-9,581.62
HUA0501	War Memorial GR (0900)	-6,493.62		
RCPT	Receipt	0.00	428.19	
RXFR	Transfer (Regular)	224,683.28	275,040.00	
WARR	Warrants	21,868.69	0.00	
				-35,409.84
HUA0600	Waterways Commission Oper:	-13,498.55		
RCPT	Receipt	0.00	177.43	
RXFR	Transfer (Regular)	104,952.81	140,050.94	
WARR	Warrants	38,353.14	0.00	
				-10,420.97
HUA0701	AHTD NOAA	-248.35		
RXFR	Transfer (Regular)	248.35	2,000.00	
WARR	Warrants	1,622.98	0.00	
				-377.02
HUA0702	AHTD Transportation Projects	0.00		
RXFR	Transfer (Regular)	0.00	346,393.00	
WARR	Warrants	346,393.00	0.00	
				0.00
HUA0801	AEDC-SciTech Oper (790)	-210,173.47		
RCPT	Receipt	0.00	11,426.47	
RXFR	Transfer (Regular)	338,344.88	1,370,697.36	
WARR	Warrants	1,204,576.62	0.00	
				-49,375.80
HUA0900	Elec Comm-Oprs-(232)	-3,099,355.05		
RXFR	Transfer (Regular)	199,382.74	0.00	
WARR	Warrants	2,767,145.36	0.00	
				-132,826.95
HUA1100	Spinal Cord Commission	-321,311.79		
RCPT	Receipt	0.00	1,346.22	
RXFR	Transfer (Regular)	670,803.96	1,141,428.07	
WARR	Warrants	628,145.19	0.00	
				-165,136.93
HUA1501	UAMS Rural Med Practice	0.00		
RXFR	Transfer (Regular)	0.00	325,076.00	
WARR	Warrants	325,076.00	0.00	
				0.00

Fund Transaction by Type

Start Date:7/1/18 End Date:12/31/18

Fund	Fund Description	Beginning Balance		Ending Balance
Type	Type Description	Debits	Credits	
HUA1502	UAMS Rural Nursing Practice			0.00
RXFR	Transfer (Regular)	0.00	200,000.00	
WARR	Warrants	200,000.00	0.00	
				0.00
HUA1503	UAMS Poison & Drug Info Cen			0.00
RXFR	Transfer (Regular)	0.00	299,959.00	
WARR	Warrants	299,959.00	0.00	
				0.00
HUA1504	AR Ctr for Health Imp 19-5-302			0.00
RXFR	Transfer (Regular)	0.00	500,000.00	
WARR	Warrants	500,000.00	0.00	
				0.00
HUA1800	Martin Luther King-Gr-Oprs-(3			-9,056.37
RXFR	Transfer (Regular)	110,222.14	133,000.00	
WARR	Warrants	23,008.53	0.00	
				-8,825.70
HUA1900	Minority Health Operating			-2,994.74
RXFR	Transfer (Regular)	101,278.82	117,000.00	
WARR	Warrants	7,560.00	0.00	
				-11,155.92
HUA2201	DVA Veterans Services			-8,398.67
RCPT	Receipt	0.00	37.06	
RXFR	Transfer (Regular)	740,937.56	1,035,636.01	
WARR	Warrants	296,983.92	0.00	
				-6,150.26
HUA2203	DVA Veterans Cemetery			-25,779.84
RXFR	Transfer (Regular)	128,411.92	191,230.33	
WARR	Warrants	84,289.83	0.00	
				-4,308.42
HUA2300	AR Ethics Commission			-4,538.78
RXFR	Transfer (Regular)	316,053.17	384,000.00	
WARR	Warrants	58,875.51	0.00	
				-13,610.10
HUA2400	Tobacco Control Board-Oprs-(-22,588.45
RCPT	Receipt	0.00	480.79	
RXFR	Transfer (Regular)	337,991.55	417,082.71	
WARR	Warrants	88,888.63	0.00	
				-13,271.77
HUA2502	AEDC-Rural Srvs Div (790)			-19,570.47
RXFR	Transfer (Regular)	108,383.73	476,000.00	
WARR	Warrants	377,319.55	0.00	
				-9,867.19
HUA2601	DFA Building Auth (615)			-190,193.05
RXFR	Transfer (Regular)	1,072,068.74	1,061,000.00	
WARR	Warrants	92,724.96	0.00	
				-86,399.35
HUA2700	Capitol Zoning Commission			-20,030.78
RXFR	Transfer (Regular)	125,325.38	138,229.93	
WARR	Warrants	26,250.64	0.00	
				-6,684.69

Fund Transaction by Type

Start Date:7/1/18 End Date:12/31/18

Fund	Fund Description	Beginning Balance		Ending Balance
Type	Type Description	Debits	Credits	
HUA2800	Judicial Disc&Disabl Comm (0	-23,551.50		
RCPT	Receipt	0.00	433.99	
RXFR	Transfer (Regular)	244,074.63	339,175.91	
WARR	Warrants	92,402.24	0.00	
				-26,684.53
HUA3100	Racing Commission	-25,532.55		
RXFR	Transfer (Regular)	483,041.66	690,025.85	
WARR	Warrants	134,404.52	0.00	
				-98,112.22
HUA3200	Parole Board	-47,428.48		
RCPT	Receipt	0.00	1,260.93	
RXFR	Transfer (Regular)	871,057.74	1,162,093.36	
WARR	Warrants	250,503.33	0.00	
				-89,221.70
HUA3511	L/P State Show Premium § 19-	0.00		
RXFR	Transfer (Regular)	0.00	118,777.00	
WARR	Warrants	118,777.00	0.00	
				0.00
HUA3512	L/P District Premiums § 19-5-3	0.00		
RXFR	Transfer (Regular)	0.00	142,533.00	
WARR	Warrants	142,533.00	0.00	
				0.00
HUA3513	L/P County Premiums § 19-5-3	-0.11		
RXFR	Transfer (Regular)	0.11	356,332.00	
WARR	Warrants	356,332.00	0.00	
				0.00
HUA3514	L/P District Jr Premiums § 19-	0.00		
RXFR	Transfer (Regular)	0.00	28,140.00	
				-28,140.00
HUA3515	L/P ARSHS Rodeo Assoc § 19-	0.00		
RXFR	Transfer (Regular)	0.00	19,796.00	
WARR	Warrants	19,796.00	0.00	
				0.00
HUA3516	L/P 4 State Premiums § 19-5-3	0.00		
RXFR	Transfer (Regular)	0.00	23,755.00	
WARR	Warrants	23,755.00	0.00	
				0.00
HUA3517	L/P FFA Club Reimb § 19-5-302	0.00		
RXFR	Transfer (Regular)	0.00	19,796.00	
WARR	Warrants	19,796.00	0.00	
				0.00
HUA3518	L/P Miss AR Rodeo § 19-5-302	0.00		
RXFR	Transfer (Regular)	0.00	347.00	
WARR	Warrants	347.00	0.00	
				0.00
HUA3519	L/P 4H Club § 19-5-302(9)	0.00		
RXFR	Transfer (Regular)	0.00	19,796.00	
WARR	Warrants	19,796.00	0.00	
				0.00
HUA3700	ACL CLEST	-19,200.69		

Fund Transaction by Type

Start Date: 7/1/18 End Date: 12/31/18

Fund	Fund Description	Beginning Balance		Ending Balance
Type	Type Description	Debits	Credits	
RCPT	Receipt	0.00	6,944.84	
RXFR	Transfer (Regular)	1,299,844.00	1,990,119.64	
SDIS	Distribution (Special Fund)	0.00	231.89	
SPEC	Special Reversing Entry	239.31	0.00	
WARR	Warrants	527,199.32	0.00	
				-189,214.43
HUA3701	911 Training & Ed §19-5-302(9)	-134,603.54		
RCPT	Receipt	0.00	200,000.00	
RXFR	Transfer (Regular)	66,718.62	0.00	
WARR	Warrants	76,416.12	0.00	
				-191,468.80
HUA3800	ACL GR Operations	-702,775.34		
COFF	Checks Charged Off	25.00	0.00	
RCPT	Receipt	0.00	922,024.30	
RXFR	Transfer (Regular)	4,407,346.68	4,339,001.04	
SDIS	Distribution (Special Fund)	0.00	880,351.54	
SPEC	Special Reversing Entry	908,515.53	0.00	
WARR	Warrants	1,291,691.68	0.00	
				-236,573.33
HUA4000	ADEM	-7,125.81		
RXFR	Transfer (Regular)	5.15	1,934.85	
				-9,055.51
HUA4033	EMPG GENERAL FUND15 (099	-25.64		
RXFR	Transfer (Regular)	12.07	0.00	
				-13.57
HUA4034	EMPG GENERAL FUND 16 (09	-133,740.76		
RADJ	Receipt Adjustment	239,821.36	239,821.36	
RCPT	Receipt	0.00	414,691.55	
RXFR	Transfer (Regular)	905,043.22	632,886.69	
WARR	Warrants	220,268.28	0.00	
				-56,007.50
HUA4035	EMPG GENERAL FUND 17	0.00		
RCPT	Receipt	0.00	694,538.77	
RXFR	Transfer (Regular)	888,622.78	624,000.00	
WARR	Warrants	112,326.87	0.00	
				-317,589.12
HUA4060	ADEM Homeland Security GR	-2,515.46		
RXFR	Transfer (Regular)	275.00	100.00	
WARR	Warrants	1,836.16	0.00	
				-504.30
HUA4080	ADEM 100% State M&R	-3,766.63		
RXFR	Transfer (Regular)	0.00	370.00	
				-4,136.63
HUA4100	ABC Administration	-44,048.48		
RCPT	Receipt	0.00	743.00	
RXFR	Transfer (Regular)	377,740.93	425,074.70	
WARR	Warrants	82,289.45	0.00	
				-9,835.80
HUA4200	ABC Enforcement	-27,748.96		
RCPT	Receipt	0.00	323.02	
RXFR	Transfer (Regular)	607,969.30	836,430.84	

Fund Transaction by Type

Start Date:7/1/18 End Date:12/31/18

Fund	Fund Description	Beginning Balance		Ending Balance
Type	Type Description	Debits	Credits	
WARR	Warrants	205,746.92	0.00	
				-50,786.60
HUA4400	Geology Department	-120,849.20		
RXFR	Transfer (Regular)	876,650.50	1,057,417.72	
WARR	Warrants	194,234.55	0.00	
				-107,381.87
HUA4700	HUA-Assmt Coord Dept	-28,038.05		
RXFR	Transfer (Regular)	498,249.74	472,033.52	
WARR	Warrants	77.41	0.00	
				-1,744.42
HUA4701	Ad Valorem (0490)	-2,036,530.27		
RCPT	Receipt	0.00	207.14	
RXFR	Transfer (Regular)	573,580.74	997,153.87	
WARR	Warrants	552,450.51	0.00	
				-1,907,860.03
HUA4800	ASWCC General Revenue	-737,407.89		
RCPT	Receipt	0.00	2,020.56	
RXFR	Transfer (Regular)	1,405,966.30	3,081,060.77	
WARR	Warrants	2,210,571.81	0.00	
				-203,951.11
HUA5000	Ins Dept PECD Administration	-20,218.02		
RCPT	Receipt	0.00	651.36	
RXFR	Transfer (Regular)	2,344,018.09	2,599,442.33	
WARR	Warrants	244,493.79	0.00	
				-31,799.83
HUA5100	OMIG-State (0035)	-13,659.88		
RCPT	Receipt	0.00	6.00	
RXFR	Transfer (Regular)	443,677.00	550,889.32	
WARR	Warrants	99,110.48	0.00	
				-21,767.72
HUA6101	DFA DLEP Grants	-13,161.18		
RXFR	Transfer (Regular)	131,059.93	703,099.45	
WARR	Warrants	585,200.70	0.00	
				0.00
HUA6111	DDPC State (0610)	-354.17		
RXFR	Transfer (Regular)	35,451.15	36,821.51	
WARR	Warrants	1,680.00	0.00	
				-44.53
HUA6501	Health Services Operating	-80,869.76		
RCPT	Receipt	0.00	30,201.10	
RXFR	Transfer (Regular)	174,065.17	156,039.84	
WARR	Warrants	52,238.54	0.00	
				-40,806.99
HUA7001	AR Geographic Info 296/09	-19,397.55		
RCPT	Receipt	0.00	380.00	
RXFR	Transfer (Regular)	470,858.62	693,286.32	
WARR	Warrants	225,340.84	0.00	
				-16,864.41
HUA7101	Office of Health InfoTech 0645	-329,688.93		
RXFR	Transfer (Regular)	678,937.57	501,003.93	
				-151,755.29

Fund Transaction by Type

Start Date:7/1/18 End Date:12/31/18

Fund	Fund Description	Beginning Balance	Ending Balance	
Type	Type Description	Debits	Credits	
HUA9700	National Guard Museum	-469.67		
RXFR	Transfer (Regular)	28,343.67	55,002.27	
WARR	Warrants	8,347.26	0.00	
				-18,781.01
HUA9800	Sentencing Commission	-148,883.80		
RXFR	Transfer (Regular)	193,743.60	159,064.96	
WARR	Warrants	110,273.79	0.00	
				-3,931.37
JAA0000	Public School Fund	-12,991,759.70		
AXFR	Advance Transfer	13,800,000.00	156,131,826.72	
GDIS	Distribution (General Fund)	0.00	976,043,809.80	
RCPT	Receipt	0.00	2,666.89	
RXFR	Transfer (Regular)	1,269,293,062.47	482,340,161.26	
				-344,417,161.90
JAA0200	Public School Education	0.00		
RXFR	Transfer (Regular)	98,221,127.57	98,221,127.57	
				0.00
JAA0400	Public Sch-2dq Empl Blnkt Prq	0.00		
RXFR	Transfer (Regular)	112,320.00	112,320.00	
				0.00
JAA1001	PSF-Sae	-17,927,856.83		
RXFR	Transfer (Regular)	0.00	1,002,422,800.85	
WARR	Warrants	1,019,464,662.00	0.00	
				-885,995.68
JAA1002	PSF-Misc Programs-(500)	-26,738,892.88		
FORG	Forgery	0.00	500.00	
RCPT	Receipt	0.00	441,965.68	
RXFR	Transfer (Regular)	4,424,291.35	270,007,135.83	
WARR	Warrants	279,641,182.76	0.00	
				-13,123,020.28
JAA1004	AR Public School Computer N	-2,503,170.59		
RCPT	Receipt	0.00	8,248.76	
RXFR	Transfer (Regular)	1,259,842.03	10,578,268.28	
WARR	Warrants	9,908,436.48	0.00	
				-1,921,409.12
JAA1006	Public School Teachers Salary	-131,779.57		
RXFR	Transfer (Regular)	805,140.06	882,752.84	
SDIS	Distribution (Special Fund)	0.00	854,354.14	
SPEC	Special Reversing Entry	882,752.84	1,066.42	
				-182,060.07
JAA1009	ADE Education Renewal Zone:	-1,548,636.29		
RCPT	Receipt	0.00	1,000.00	
RXFR	Transfer (Regular)	39,925.74	58.03	
WARR	Warrants	709,941.40	0.00	
				-799,827.18
JAA1011	PS AR Better Chance	-948,902.73		
RCPT	Receipt	0.00	128,656.79	
RXFR	Transfer (Regular)	0.00	65,266,500.00	
WARR	Warrants	62,004,189.64	0.00	
				-4,339,869.88
JAA1014	ERATE Credits - DIS (0500)	0.00		

Fund Transaction by Type

Start Date: 7/1/18 End Date: 12/31/18

Fund	Fund Description	Beginning Balance		Ending Balance
Type	Type Description	Debits	Credits	
RCPT	Receipt	0.00	5,476,674.33	
RXFR	Transfer (Regular)	5,476,674.33	0.00	
				0.00
JAA1018	OE Charter Fac Grant 19-5-305	-6,500,000.00		
WARR	Warrants	3,127,424.00	0.00	
				-3,372,576.00
JAA1019	RISE (0500)	-948,647.37		
RCPT	Receipt	0.00	175,000.00	
WARR	Warrants	529,324.29	0.00	
				-594,323.08
JSL0000	State Library	-1,079,320.63		
GDIS	Distribution (General Fund)	0.00	2,925,348.78	
RXFR	Transfer (Regular)	162,350.00	288,000.00	
WARR	Warrants	3,503,514.00	0.00	
				-626,805.41
JWE0000	Public Sch-Career Ed	0.00		
GDIS	Distribution (General Fund)	0.00	16,573,647.97	
RXFR	Transfer (Regular)	14,678,195.20	1,246,170.00	
				-3,141,622.77
JWE0200	PSF for AR Works	-87,104.68		
RCPT	Receipt	0.00	3.56	
RXFR	Transfer (Regular)	23,736.15	778,966.00	
WARR	Warrants	81,237.05	0.00	
				-761,101.04
JWE0300	Public Sch-Workforce Ed	-3,569,396.64		
RCPT	Receipt	0.00	198,410.92	
RXFR	Transfer (Regular)	962,255.15	6,267,431.40	
WARR	Warrants	7,501,050.63	0.00	
				-1,571,933.18
JWE0500	Public Sch-Workforce Ed	-2,446,230.36		
RCPT	Receipt	0.00	953.82	
RXFR	Transfer (Regular)	1,577,931.00	14,078,195.20	
WARR	Warrants	12,083,495.82	0.00	
				-2,863,952.56
KBK7904	ADED Movie/Film Production	-8,682.25		
WARR	Warrants	500.00	0.00	
				-8,182.25
KBM0000	86th Legislative GIF §19-5-100	0.00		
RXFR	Transfer (Regular)	28.71	28.71	
				0.00
KBM240Q	Licensed Perp Care	-101,000.00		
RXFR	Transfer (Regular)	101,000.00	0.00	
				0.00
KBM450K	Illinois River	-1,472,911.81		
WARR	Warrants	228,926.79	0.00	
				-1,243,985.02
KBM4X17	Licensed Perp Care (0425)	0.00		
RXFR	Transfer (Regular)	0.00	101,000.00	
				-101,000.00
KBMB53V	ADA Requirements	-28.71		

Fund Transaction by Type

Start Date:7/1/18 End Date:12/31/18

Fund	Fund Description	Beginning Balance		Ending Balance
Type	Type Description	Debits	Credits	
RXFR	Transfer (Regular)	28.71	0.00	0.00
KBN669Q	AR Fallen Fire Mem87 1443/09	-27,403.26		
WARR	Warrants	4,792.19	0.00	-22,611.07
KBN6T83	DFA-BA-VariousPrj-87 (615)	-326,740.67		
WARR	Warrants	61,468.90	0.00	-265,271.77
KBP0000	88th Session Leg GIF§19-5-101	0.00		
RXFR	Transfer (Regular)	19,000.70	19,000.70	0.00
KBP087P	Wildlife Museums	-5,000.00		
RXFR	Transfer (Regular)	5,000.00	0.00	0.00
KBP087R	Wildlife Festivals	-4,000.00		
RXFR	Transfer (Regular)	4,000.00	0.00	0.00
KBP190X	Construction/Improvements1	-0.46		
RXFR	Transfer (Regular)	0.46	0.00	0.00
KBP493J	Digital Orthography/Parcel Ma	-0.24		
RXFR	Transfer (Regular)	0.24	0.00	0.00
KBP789F	Treatment Programs	-10,000.00		
RXFR	Transfer (Regular)	10,000.00	0.00	0.00
KBP796F	Public Works/Job Training	-1,016,449.79		
WARR	Warrants	840,664.70	0.00	-175,785.09
KBP996A	Realty Improvements	-2,212,728.49		
WARR	Warrants	464,162.85	0.00	-1,748,565.64
KBQ0000	89th Session GIF Leg 19-5-100	0.00		
RXFR	Transfer (Regular)	283,816.92	283,816.92	0.00
KBQ1H43	MSCC Deferred Maintenance	-29,787.53		
WARR	Warrants	29,787.53	0.00	0.00
KBQ1I34	SAU Deferred Maintenance	-11,328.90		
WARR	Warrants	11,328.90	0.00	0.00
KBQ1I77	UALR Infrastructure/Maintena	-2.96		
RXFR	Transfer (Regular)	2.96	0.00	0.00
KBQ1J11	SAU Const/Maintenance/Libra	-30,735.18		
WARR	Warrants	30,735.18	0.00	0.00
KBQ1J32	UACCH Const/Maint/Library	-34,574.24		
WARR	Warrants	34,574.24	0.00	0.00

Fund Transaction by Type

Start Date:7/1/18 End Date:12/31/18

Fund	Fund Description	Beginning Balance	Ending Balance	
Type	Type Description	Debits	Credits	
KBQ3J38	DVA Purch/Const/Equip Vet Hc	-36,943.52		
RXFR	Transfer (Regular)	36,943.52	0.00	0.00
KBQ3K97	DVA Const/Maint/M&O	-1,398.53		
WARR	Warrants	1,385.00	0.00	-13.53
KBQ4G04	Agri Realty Disaster Purch/M&	-23,221.01		
WARR	Warrants	4,531.16	0.00	-18,689.85
KBQ5H70	NWTI Capital Balance Transfer	-4,515.69		
WARR	Warrants	4,368.05	0.00	-147.64
KBQ5J82	ADE Re-Imagine Education	-25,000.00		
RXFR	Transfer (Regular)	25,000.00	0.00	0.00
KBQ6H14	State Motor VehicleAcquisitior	-3,329.02		
RXFR	Transfer (Regular)	3,329.02	0.00	0.00
KBQ6T84	State Realty Pur/M&R (615)	-69,873.69		
WARR	Warrants	45,048.27	0.00	-24,825.42
KBQ7K48	Drug Abuse Transfer5	-25,000.00		
RXFR	Transfer (Regular)	25,000.00	0.00	0.00
KBQ7K49	Drug Abuse Transfer6	-90,000.00		
RXFR	Transfer (Regular)	90,000.00	0.00	0.00
KBQ7K51	Alcohol/Substance AbusePreve	-25,000.00		
RXFR	Transfer (Regular)	25,000.00	0.00	0.00
KBQ7K58	Juvenile Delinquency	-50,000.00		
RXFR	Transfer (Regular)	50,000.00	0.00	0.00
KBQ7L03	AEDC Local Econ DevGrants/l	-290,867.14		
WARR	Warrants	87,324.87	0.00	-203,542.27
KBQ7L08	AEDC Planning/DevelopmentC	-115,000.00		
WARR	Warrants	46,000.00	0.00	-69,000.00
KBQ7M84	Safe Haven Program Act 36 '1	-28,541.42		
RXFR	Transfer (Regular)	28,541.42	0.00	0.00
KBR0000	90th Session GIF Leg (0610)	0.00		
RXFR	Transfer (Regular)	622,453.71	622,453.71	0.00
KBR1Q03	Washington Co Ctr (0198)	-10,000.00		
WARR	Warrants	9,995.10	0.00	-4.90
KBR1Q08	Auto Body Shop Bldg (0115)	-1.06		
RXFR	Transfer (Regular)	1.06	0.00	0.00

Fund Transaction by Type

Start Date:7/1/18 End Date:12/31/18

Fund	Fund Description	Beginning Balance		Ending Balance
Type	Type Description	Debits	Credits	
				0.00
KBR1Q22	Autism Awareness (0135)	-37,142.96		
WARR	Warrants	2,214.65	0.00	
				-34,928.31
KBR1Q23	Nanotech Center (0145)	-0.20		
RXFR	Transfer (Regular)	0.20	0.00	
				0.00
KBR1S89	SAU Deferred Maint (0105)	-500,000.00		
WARR	Warrants	375,648.10	0.00	
				-124,351.90
KBR3N95	Trial Pub Defender (0324)	-4,211.18		
RXFR	Transfer (Regular)	4,211.18	0.00	
				0.00
KBR3Q69	Juvenile Resentence (0324)	-422,896.05		
RXFR	Transfer (Regular)	422,896.05	0.00	
				0.00
KBR4N97	Ester Unit Expenses (0480)	-313,775.95		
RCPT	Receipt	0.00	570.14	
RXFR	Transfer (Regular)	0.00	1,305.55	
WARR	Warrants	114,335.33	0.00	
				-201,316.31
KBR4Q43	Tucker Unit Op Exp (0480)	-301,060.71		
RXFR	Transfer (Regular)	0.00	446.24	
WARR	Warrants	46,500.08	0.00	
				-255,006.87
KBR4Q95	Existing Fac Maint (0480)	-3,824,457.16		
RCPT	Receipt	0.00	8,256.64	
RXFR	Transfer (Regular)	163.66	8,196.01	
WARR	Warrants	383,836.16	0.00	
				-3,456,909.99
KBR5Q04	Const/Maint/Equip (0552)	-350.94		
RXFR	Transfer (Regular)	350.94	0.00	
				0.00
KBR5Q39	Computer Sci Init (0500)	-1,075,484.28		
RCPT	Receipt	0.00	20,429.91	
RXFR	Transfer (Regular)	5,907.23	0.00	
WARR	Warrants	32,330.60	0.00	
				-1,057,676.36
KBR5R07	Blind Sch Prop/Fac (0510)	-534,633.90		
RXFR	Transfer (Regular)	0.00	45,062.79	
WARR	Warrants	308,783.71	0.00	
				-270,912.98
KBR5R08	Deaf School Prop/Fac (0513)	-476,695.00		
WARR	Warrants	363,111.33	0.00	
				-113,583.67
KBR5R27	Industrial Tech Cntr (0552)	-157,283.00		
WARR	Warrants	106,495.00	0.00	
				-50,788.00
KBR5R29	Capital Balance Trsf (0552)	-138,171.69		
WARR	Warrants	11,770.00	0.00	

Fund Transaction by Type

Start Date:7/1/18 End Date:12/31/18

Fund	Fund Description	Beginning Balance		Ending Balance
Type	Type Description	Debits	Credits	
				-126,401.69
KBR5R31	Capital Balance Trsf (0582)	-1,934.09		
WARR	Warrants	1,934.09	0.00	0.00
KBR7P03	Capital Imp Grants (0790)	-40,000.00		
WARR	Warrants	40,000.00	0.00	0.00
KBR7P07	General Imp Projects (0790)	-20,000.00		
WARR	Warrants	20,000.00	0.00	0.00
KBR7P74	Hist Black Coll/Univ (0700)	-30,000.00		
RXFR	Transfer (Regular)	30,000.00	0.00	0.00
KBR7P75	Hist Black Coll/Univ (0700)	-10,000.00		
RXFR	Transfer (Regular)	10,000.00	0.00	0.00
KBR7P78	After School Program (0710)	-50,000.00		
RXFR	Transfer (Regular)	50,000.00	0.00	0.00
KBR7P80	Sr Citizen Centers (0710)	-20,000.00		
RXFR	Transfer (Regular)	20,000.00	0.00	0.00
KBR7P81	Sr Citizen Centers (0710)	-20,000.00		
RXFR	Transfer (Regular)	20,000.00	0.00	0.00
KBR7P82	Meals on Wheels (0710)	-10,000.00		
RXFR	Transfer (Regular)	10,000.00	0.00	0.00
KBR7P83	Area Agency on Aging (0710)	-20,000.00		
RXFR	Transfer (Regular)	20,000.00	0.00	0.00
KBR7P85	Conway Human Dev Ctr (0710)	-5,260.00		
RXFR	Transfer (Regular)	5,260.00	0.00	0.00
KBR7P86	Human Dev Centers (0710)	-4,329.67		
RXFR	Transfer (Regular)	4,329.67	0.00	0.00
KBR7Q60	Amendment 82 Bd Pmt (0790)	-0.87		
RXFR	Transfer (Regular)	0.87	0.00	0.00
KBR7U01	Comm Proj Grants #5 (790)	0.00		
RCPT	Receipt	0.00	819.25	-819.25
KBR8Q77	Master Plan Dev (0865)	-140,000.00		
WARR	Warrants	140,000.00	0.00	0.00
KBR9Q53	CLEST Real Prop/Fac (0950)	-452,782.42		
WARR	Warrants	172,225.16	0.00	-280,557.26
KBRAP84	Trans Living Shelter (0710)	-10,000.00		

Fund Transaction by Type

Start Date:7/1/18 End Date:12/31/18

Fund	Fund Description	Beginning Balance	Ending Balance	
Type	Type Description	Debits	Credits	
RXFR	Transfer (Regular)	10,000.00	0.00	0.00
KBRCP79	Hospice Providers (0710)	-15,000.00		
RXFR	Transfer (Regular)	15,000.00	0.00	0.00
KBRCQ07	Fire Trng Academy (0115)	-296.51		
RXFR	Transfer (Regular)	296.51	0.00	0.00
KBS0000	91st Session GIF (0610)	0.00		
RXFR	Transfer (Regular)	1,332,590.36	1,332,590.36	0.00
KBS3W30	Juv Resentencing Exp (0324)	0.00		
RXFR	Transfer (Regular)	217.85	422,896.00	
WARR	Warrants	39,209.51	0.00	-383,468.64
KBS5W24	Capital Balances (0582)	0.00		
RXFR	Transfer (Regular)	0.00	265,111.28	
WARR	Warrants	38,508.37	0.00	-226,602.91
KBSAW01	Lease Payments (0480)	0.00		
RXFR	Transfer (Regular)	0.00	4,774,209.65	
WARR	Warrants	4,774,209.65	0.00	0.00
KBSAW04	Quick Act Close Trsf (0790)	0.00		
RXFR	Transfer (Regular)	30,000,000.00	30,000,000.00	0.00
KBSAW14	NW AR Forensic Lab (0955)	0.00		
RXFR	Transfer (Regular)	0.00	2,762,968.00	-2,762,968.00
KBSBW18	McPherson Visit Ctr (0480)	-312,430.00		
RXFR	Transfer (Regular)	19,705.66	0.00	
WARR	Warrants	2,819.12	0.00	-289,905.22
KBSCW18	McPherson Admin Bldg (0480)	-395,439.00		
RXFR	Transfer (Regular)	27,582.80	0.00	
WARR	Warrants	2,760.01	0.00	-365,096.19
KBSCW28	Capital Balances (0552)	0.00		
RXFR	Transfer (Regular)	0.00	341,221.83	-341,221.83
KBSCW33	Const/Renov/Maint (0700)	0.00		
RXFR	Transfer (Regular)	0.00	576,500.00	
WARR	Warrants	576,500.00	0.00	0.00
KBSCX13	CRTI-GR Fund Bal to GIF - 91s	0.00		
RXFR	Transfer (Regular)	0.00	537,236.96	-537,236.96
KBSDW31	Public Works/JobTrng (0790)	-1,274,491.53		
RXFR	Transfer (Regular)	0.00	2,840,000.00	
WARR	Warrants	3,740,000.00	0.00	

Fund Transaction by Type

Start Date:7/1/18 End Date:12/31/18

Fund	Fund Description	Beginning Balance		Ending Balance
Type	Type Description	Debits	Credits	
				-374,491.53
KBST100	91st Session GIF Tech Inst	-736,332.17		
RXFR	Transfer (Regular)	1,143,570.07	407,397.55	
				-159.65
MAA0000	Area Agencies on Aging	-11,052.80		
RXFR	Transfer (Regular)	537.00	386.00	
				-10,901.80
MAB0200	Athletic Commission	-170,396.38		
COFF	Checks Charged Off	1,178.25	0.00	
RCPT	Receipt	0.00	42,685.07	
RXFR	Transfer (Regular)	48,951.60	624.26	
				-163,575.86
MAC0100	Wtr Sewer Solid Mgmt-(455)	-5,388,162.93		
RADJ	Receipt Adjustment	6,393.00	6,393.00	
RCPT	Receipt	0.00	1,791,999.11	
RXFR	Transfer (Regular)	27,605.91	196,093.62	
WARR	Warrants	995,076.37	0.00	
				-6,353,573.38
MAE0000	ADEQ Abandoned Mine Reclai	-47,452.76		
RCPT	Receipt	0.00	47,484.17	
WARR	Warrants	89,815.13	0.00	
				-5,121.80
MAF0000	Surface Coal Mine	-135,492.29		
RCPT	Receipt	0.00	8,700.00	
				-144,192.29
MBB0100	Bail Bondsman Board	-52,552.07		
COFF	Checks Charged Off	1,800.00	0.00	
RCPT	Receipt	0.00	93,643.77	
RXFR	Transfer (Regular)	102,530.62	373,754.45	
WARR	Warrants	72,800.73	0.00	
				-342,818.94
MBB0200	Bail Bondsman-Holding (0211)	-373,383.00		
COFF	Checks Charged Off	300.00	0.00	
RCPT	Receipt	0.00	286,460.00	
RXFR	Transfer (Regular)	373,383.00	0.00	
SDIS	Distribution (Special Fund)	118.14	281,842.66	
SPEC	Special Reversing Entry	286,460.00	300.00	
				-281,724.52
MBC0000	ADH Breast Cancer	-5,847,230.34		
RXFR	Transfer (Regular)	1,191,648.64	2,153,239.67	
SDIS	Distribution (Special Fund)	0.00	1,584,464.21	
SPEC	Special Reversing Entry	1,645,162.14	10,008.15	
				-6,758,131.59
MBD0100	Sustainable Building (615)	-7,243,090.25		
RCPT	Receipt	0.00	859,869.26	
				-8,102,959.51
MBL0000	Special Military	-1,551,300.00		
RXFR	Transfer (Regular)	51,300.00	0.00	
				-1,500,000.00
MBM0100	Armory Construction	0.00		

Fund Transaction by Type

Start Date:7/1/18 End Date:12/31/18

Fund	Fund Description	Beginning Balance		Ending Balance
Type	Type Description	Debits	Credits	
RCPT	Receipt	0.00	500,000.00	
RXFR	Transfer (Regular)	9,840.00	0.00	
				-490,160.00
MBR0100	Breast Cancer Research	-75,452.68		
RXFR	Transfer (Regular)	2,794.12	460,061.75	
SDIS	Distribution (Special Fund)	0.00	443,092.33	
SPEC	Special Reversing Entry	460,061.75	2,794.12	
WARR	Warrants	441,323.25	0.00	
				-77,221.76
MBR0200	UAMS S Komen Plate (0150)	-16,924.44		
RXFR	Transfer (Regular)	0.00	85,200.05	
SDIS	Distribution (Special Fund)	0.00	82,558.86	
SPEC	Special Reversing Entry	85,200.05	0.00	
WARR	Warrants	89,059.20	0.00	
				-10,424.10
MCA0000	AR Child Advocacy (0150)	-1,872.53		
RCPT	Receipt	0.00	8,518.01	
WARR	Warrants	9,242.23	0.00	
				-1,148.31
MCC0100	DHS-Consld Cost-Opr	-705,452.44		
RCPT	Receipt	0.00	191,646.11	
RXFR	Transfer (Regular)	0.00	102,165.86	
WARR	Warrants	462,609.26	0.00	
				-536,655.15
MCD0100	DFA ADAP Grants	-2,708.33		
COFF	Checks Charged Off	180.00	0.00	
RCPT	Receipt	0.00	171,876.00	
RXFR	Transfer (Regular)	0.00	16,249.98	
WARR	Warrants	187,945.98	0.00	
				-2,708.33
MCE0000	Child Support Enforcement	0.00		
GDIS	Distribution (General Fund)	0.00	6,732,263.25	
RXFR	Transfer (Regular)	5,456,127.05	0.00	
				-1,276,136.20
MCE0100	Child Support Enforcement	-6,098,330.36		
RCPT	Receipt	0.00	703.18	
RXFR	Transfer (Regular)	14,873,522.37	23,922,799.23	
WARR	Warrants	11,325,072.10	0.00	
				-3,823,238.30
MCE0200	Child Support Enf GR Hldg	0.00		
RCPT	Receipt	0.00	6,000.00	
				-6,000.00
MCE0400	Child Support Enf Fed	0.00		
RCPT	Receipt	0.00	18,461,982.00	
RXFR	Transfer (Regular)	18,461,982.00	0.00	
				0.00
MCF0000	Constitutional Officers	-40,039,651.18		
CTAX	Claims & Taxes	1.77	0.00	
DXFR	Transfer (Deduction)	0.00	41,799,472.96	
RXFR	Transfer (Regular)	91,760,060.23	27,884,186.73	
SDIS	Distribution (Special Fund)	0.00	556,102.19	

Fund Transaction by Type

Start Date:7/1/18 End Date:12/31/18

Fund	Fund Description	Beginning Balance		Ending Balance
Type	Type Description	Debits	Credits	
SPEC	Special Reversing Entry	573,892.87	0.00	
				-17,945,458.19
MCF0200	Constitutional Officers House	-3,006,594.37		
RXFR	Transfer (Regular)	2,656,341.78	1,701,258.22	
WARR	Warrants	1,357,815.19	0.00	
				-693,695.62
MCF0500	Constitutional Officers Senate	-2,233,964.22		
RXFR	Transfer (Regular)	2,038,677.07	1,087,000.00	
WARR	Warrants	79,000.17	0.00	
				-1,203,286.98
MCF3400	Constitutional Officers Gov	-126,462.50		
RXFR	Transfer (Regular)	110,625.00	0.00	
				-15,837.50
MCF5900	Constl Officers-Auditor Of St-	-4,052,266.38		
RCPT	Receipt	0.00	1,316,321.33	
RXFR	Transfer (Regular)	3,972,548.22	611,604.84	
WARR	Warrants	174,783.59	0.00	
				-1,832,860.74
MCF5901	Const Off-Auditor Unapp (005)	-799,691.69		
RCPT	Receipt	0.00	4,087.18	
RXFR	Transfer (Regular)	0.00	26,000,000.00	
WARR	Warrants	26,101,243.43	0.00	
				-702,535.44
MCJ0000	County Jail Reimbursement	0.00		
AXFR	Advance Transfer	0.00	2,150,000.00	
GDIS	Distribution (General Fund)	0.00	7,319,724.82	
RXFR	Transfer (Regular)	12,457,056.31	4,132,368.00	
				-1,145,036.51
MCJ0480	County Jail Reimburse ADC	-1,800,112.63		
RXFR	Transfer (Regular)	10,000.00	8,325,780.31	
WARR	Warrants	9,087,591.00	0.00	
				-1,028,301.94
MCJ0485	County Jail Reimburse ADCC	-299,703.00		
RCPT	Receipt	0.00	6,810.00	
RXFR	Transfer (Regular)	500,000.00	1,510,000.00	
WARR	Warrants	1,198,380.00	0.00	
				-118,133.00
MCR0200	AOC Court Report (0023)	-27,436.95		
RCPT	Receipt	0.00	141.96	
RXFR	Transfer (Regular)	4,138,453.23	4,714,910.89	
WARR	Warrants	576,921.62	0.00	
				-27,114.95
MCV0000	Co Voting Sys Grant Act 1189/	-1,250,936.96		
RCPT	Receipt	0.00	494,901.50	
SDIS	Distribution (Special Fund)	0.00	479,559.56	
SPEC	Special Reversing Entry	494,901.50	0.00	
WARR	Warrants	128,066.59	0.00	
				-1,602,429.93
MDA0100	Drug/Alcohol Abuse Prev/Trea	-1,418,172.80		
RCPT	Receipt	0.00	7,013,391.99	
RXFR	Transfer (Regular)	5,912.00	1,265,191.26	

Fund Transaction by Type

Start Date:7/1/18 End Date:12/31/18

Fund	Fund Description	Beginning Balance		Ending Balance
Type	Type Description	Debits	Credits	
SDIS	Distribution (Special Fund)	0.00	21,197.91	
SPEC	Special Reversing Entry	21,531.64	0.00	
WARR	Warrants	8,896,673.18	0.00	
				-793,837.14
MDT0100	Law/Pros Drug Enf Training	-6,365.89		
RXFR	Transfer (Regular)	0.00	22,964.52	
WARR	Warrants	25,209.22	0.00	
				-4,121.19
MEE0000	Environmental Ed Fund	-109,875.47		
RCPT	Receipt	0.00	45,953.75	
RXFR	Transfer (Regular)	193.89	0.00	
WARR	Warrants	48,785.27	0.00	
				-106,850.06
MEM0000	Emergency Med Svcs (0645)	-114,948.42		
RCPT	Receipt	0.00	8,040.00	
RXFR	Transfer (Regular)	0.00	10.00	
SDIS	Distribution (Special Fund)	0.00	7,915.37	
SPEC	Special Reversing Entry	8,040.00	0.00	
WARR	Warrants	11,485.92	0.00	
				-111,387.87
MER0100	Computer & Elec Recycling-Oj	-204,414.93		
RXFR	Transfer (Regular)	0.00	55,769.16	
WARR	Warrants	9,000.00	0.00	
				-251,184.09
MFP0100	Fire Protection Lic Board-Ope	-329,142.27		
RADJ	Receipt Adjustment	3,752.00	3,752.00	
RCPT	Receipt	0.00	100,666.00	
RXFR	Transfer (Regular)	54,259.39	86.25	
WARR	Warrants	30,941.67	0.00	
				-344,693.46
MFT0000	Trans Research (0090)	-500,000.00		
RXFR	Transfer (Regular)	0.00	500,000.00	
				-1,000,000.00
MHC0100	Computer Svcs Revl-Oprs	-20,144,594.55		
RCPT	Receipt	0.00	31,545,635.93	
RXFR	Transfer (Regular)	7,533,081.73	348,346.06	
WARR	Warrants	29,109,212.14	0.00	
				-15,396,282.67
MHC0400	DIS E-RATE REIMBURSEMEN	-2,328,961.46		
RCPT	Receipt	0.00	4,366,040.95	
WARR	Warrants	6,339,302.19	0.00	
				-355,700.22
MHD0100	Computer Svcs Reserve	-1,233,976.49		
RXFR	Transfer (Regular)	0.00	8,667.44	
WARR	Warrants	699,170.01	0.00	
				-543,473.92
MHF0000	Health Facility Svc Revolving	-1,303,711.82		
RCPT	Receipt	0.00	419,624.00	
RXFR	Transfer (Regular)	169,862.73	2,890.00	
SDIS	Distribution (Special Fund)	0.00	407,212.82	
SPEC	Special Reversing Entry	413,624.00	0.00	

Fund Transaction by Type

Start Date: 7/1/18 End Date: 12/31/18

Fund	Fund Description	Beginning Balance		Ending Balance
Type	Type Description	Debits	Credits	
				-1,549,951.91
MHI0101	Health Infor Tech 19-5-1244	-2,639,863.72		
RADJ	Receipt Adjustment	624,659.00	2,400.00	
RCPT	Receipt	0.00	1,236,223.41	
RXFR	Transfer (Regular)	814,336.34	621,570.00	
SDIS	Distribution (Special Fund)	0.00	604,266.03	
SPEC	Special Reversing Entry	1,238,438.60	624,659.00	
				-3,051,548.22
MHR0100	AR Home Inspectors Reg	-435,366.40		
RCPT	Receipt	0.00	36,175.00	
RXFR	Transfer (Regular)	23,616.15	11.38	
WARR	Warrants	15,739.09	0.00	
				-432,197.54
MHS0100	Highway Safety Special-904 O	-968,453.84		
RCPT	Receipt	0.00	539,543.88	
RXFR	Transfer (Regular)	0.00	430,558.38	
WARR	Warrants	965,212.41	0.00	
				-973,343.69
MIF0000	WF Init Act 2015 19-5-1257	-223,328.78		
RXFR	Transfer (Regular)	0.00	5,189,046.05	
WARR	Warrants	5,057,473.00	0.00	
				-354,901.83
MIH0000	AR Industrial Hemp (0400)	0.00		
RADJ	Receipt Adjustment	50.00	50.00	
RCPT	Receipt	0.00	1,850.00	
SDIS	Distribution (Special Fund)	0.00	1,821.32	
SPEC	Special Reversing Entry	1,900.00	50.00	
				-1,821.32
MJA0000	Crime Information System	0.00		
GDIS	Distribution (General Fund)	0.00	1,949,358.15	
RXFR	Transfer (Regular)	1,005,006.23	0.00	
				-944,351.92
MJA0100	Crime Information System	-4,383,464.42		
COFF	Checks Charged Off	150.00	0.00	
RADJ	Receipt Adjustment	980.00	0.00	
RCPT	Receipt	0.00	2,076,607.52	
RXFR	Transfer (Regular)	1,580,119.41	1,056,848.19	
SDIS	Distribution (Special Fund)	0.00	1,531,661.85	
SPEC	Special Reversing Entry	1,556,906.40	1,130.00	
WARR	Warrants	1,894,585.77	0.00	
				-4,016,970.40
MJB0101	Justice Build Maint (615)	-316,859.12		
RXFR	Transfer (Regular)	0.00	27,146.58	
				-344,005.70
MJC0100	Mun Crt Judge Clerk Educ-Op	-16,671.20		
RXFR	Transfer (Regular)	0.00	32,500.02	
WARR	Warrants	24,300.73	0.00	
				-24,870.49
MJF0100	Judicial Fine Coll Enhance Op	-1,528,770.48		
RCPT	Receipt	0.00	2,719,337.92	
RXFR	Transfer (Regular)	1,629,796.41	0.00	

Fund Transaction by Type

Start Date: 7/1/18 End Date: 12/31/18

Fund	Fund Description	Beginning Balance		Ending Balance
Type	Type Description	Debits	Credits	
WARR	Warrants	1,027,623.39	0.00	
				-1,590,688.60
MJM0000	DHS-Juv Det Facility Oprs	-239,231.03		
RXFR	Transfer (Regular)	400,000.00	400,000.00	
				-239,231.03
MJM0100	DHS-Juv Det Facility Oprs	-3,552.01		
RADJ	Receipt Adjustment	59.96	0.00	
RCPT	Receipt	0.00	627.40	
RXFR	Transfer (Regular)	0.00	31,167.00	
WARR	Warrants	31,167.00	0.00	
				-4,119.45
MJM0200	DHS-Juv Det Facility-Benton C	0.00		
RXFR	Transfer (Regular)	0.00	22,082.00	
WARR	Warrants	22,082.00	0.00	
				0.00
MJM0300	DHS-Juv Det Fac-Craighead C	0.00		
RXFR	Transfer (Regular)	0.00	31,167.00	
WARR	Warrants	31,167.00	0.00	
				0.00
MJM0400	DHS-Juv Det Fac-Crittenden C	0.00		
RXFR	Transfer (Regular)	0.00	31,167.00	
WARR	Warrants	31,167.00	0.00	
				0.00
MJM0500	DHS-Juv Det Fac-Faulkner Co	-3.00		
RXFR	Transfer (Regular)	0.00	20,783.00	
WARR	Warrants	20,783.00	0.00	
				-3.00
MJM0600	DHS-Juv Det Fac-Garland Co	0.00		
RXFR	Transfer (Regular)	0.00	28,574.00	
WARR	Warrants	28,574.00	0.00	
				0.00
MJM0700	DHS-Juv Det Fac-Independenc	0.00		
RXFR	Transfer (Regular)	0.00	31,167.00	
WARR	Warrants	31,167.00	0.00	
				0.00
MJM0800	DHS-Juv Det Fac-Jefferson Cc	0.00		
RXFR	Transfer (Regular)	0.00	31,167.00	
WARR	Warrants	31,167.00	0.00	
				0.00
MJM0900	DHS-Juv Det Fac-Miller Co	0.00		
RXFR	Transfer (Regular)	0.00	31,167.00	
WARR	Warrants	31,167.00	0.00	
				0.00
MJM1000	DHS-Juv Det Fac-Miss Co	0.00		
RXFR	Transfer (Regular)	0.00	16,891.00	
WARR	Warrants	16,891.00	0.00	
				0.00
MJM1200	DHS-Juv Det Fac-Pulaski Co	0.00		
RXFR	Transfer (Regular)	0.00	31,167.00	
WARR	Warrants	31,167.00	0.00	

Fund Transaction by Type

Start Date:7/1/18 End Date:12/31/18

Fund	Fund Description	Beginning Balance		Ending Balance
Type	Type Description	Debits	Credits	
				0.00
MJM1300	DHS-Juv Det Fac-Sebastian Cr			0.00
RXFR	Transfer (Regular)	0.00	31,167.00	
WARR	Warrants	31,167.00	0.00	
				0.00
MJM1500	DHS-Juv Det Fac-Washington			0.00
RADJ	Receipt Adjustment	0.00	59.96	
RXFR	Transfer (Regular)	0.00	31,167.00	
WARR	Warrants	31,167.00	0.00	
				-59.96
MJM1600	DHS-Juv Det Fac-Yell Co			0.00
RXFR	Transfer (Regular)	0.00	31,167.00	
WARR	Warrants	31,167.00	0.00	
				0.00
MJU0000	Co Juror Reimburse Act 923/1'			-547,703.04
RXFR	Transfer (Regular)	0.00	276,250.02	
WARR	Warrants	257,645.00	0.00	
				-566,308.06
MLA0100	City-County Tourist Facilities			0.00
LCRT	General Letter of Cert	0.00	443,954.00	
WARR	Warrants	443,954.00	0.00	
				0.00
MLC0000	County Aid Fund			-11,692,383.33
4LHC	Four Lane Highway Constructio	0.00	20,947,440.07	
AXFR	Advance Transfer	0.00	1,367,513.81	
DXFR	Transfer (Deduction)	0.00	1,326,047.76	
GDIS	Distribution (General Fund)	0.00	9,743,275.91	
HDIS	Distribution (Highway Fund)	0.00	41,978,129.12	
HSDIS	Highway Severance Distribution	0.00	2,368,906.49	
RXFR	Transfer (Regular)	78,076,347.17	1,977,305.24	
				-13,324,654.56
MLC0100	County Aid Fund-Gen-(074)			-1,480,909.86
RXFR	Transfer (Regular)	3,887,555.84	10,368,814.61	
WARR	Warrants	7,827,922.60	0.00	
				-134,246.03
MLC0200	County Aid Fund-Sp-(074)			-1,670,754.68
CTAX	Claims & Taxes	2,228.89	0.00	
RXFR	Transfer (Regular)	92,794.89	77,293,320.10	
SDIS	Distribution (Special Fund)	0.00	2,782,956.44	
SPEC	Special Reversing Entry	2,891,696.51	19,708.43	
WARR	Warrants	77,370,858.03	0.00	
				-1,409,161.33
MLC0300	County Aid Military Land Sale			-75,645.84
RADJ	Receipt Adjustment	45,606.95	0.00	
RCPT	Receipt	0.00	1,528,151.17	
WARR	Warrants	1,249,603.12	0.00	
				-308,586.94
MLC0400	Co Public Emp Blkt Bond Prgr			0.00
RXFR	Transfer (Regular)	202,860.00	202,860.00	
				0.00
MLM0000	Municipal Aid			-11,692,383.31

Fund Transaction by Type

Start Date:7/1/18

End Date:12/31/18

Fund	Fund Description	Beginning Balance		Ending Balance
Type	Type Description	Debits	Credits	
4LHC	Four Lane Highway Constructio	0.00	20,947,440.05	
AXFR	Advance Transfer	0.00	868,407.60	
DXFR	Transfer (Deduction)	0.00	1,326,047.76	
GDIS	Distribution (General Fund)	0.00	14,361,097.46	
HDIS	Distribution (Highway Fund)	0.00	41,978,129.10	
HSDIS	Highway Severance Distribution	0.00	2,368,906.47	
RXFR	Transfer (Regular)	82,950,424.60	3,610,441.32	
				-14,202,428.47
MLM0100	Municipal Aid General Revenu		-2,085,868.08	
RXFR	Transfer (Regular)	886,262.37	14,571,401.29	
WARR	Warrants	15,584,147.91	0.00	
				-186,859.09
MLM0200	Municipal Aid Highway Reven		-76,522.00	
CTAX	Claims & Taxes	171.43	0.00	
RXFR	Transfer (Regular)	66,626.14	66,913,282.22	
WARR	Warrants	66,849,874.69	0.00	
				-73,131.96
MLM0300	Municipal Aid Escrow (0076)		-812.17	
RXFR	Transfer (Regular)	0.00	5,756.27	
				-6,568.44
MLM0400	Mun Pub Emp Blkt Bond Prgm		0.00	
RXFR	Transfer (Regular)	286,110.00	286,110.00	
				0.00
MLM1500	MLM1500		0.00	
RADJ	Receipt Adjustment	59.96	59.96	
				0.00
MLS0100	DOL-Boiler Admin		-646,431.83	
COFF	Checks Charged Off	85.00	0.00	
RADJ	Receipt Adjustment	50.00	0.00	
RCPT	Receipt	0.00	357,815.00	
RXFR	Transfer (Regular)	240,604.59	137.34	
SDIS	Distribution (Special Fund)	0.00	352,135.96	
SPEC	Special Reversing Entry	357,815.00	135.00	
WARR	Warrants	80,908.21	0.00	
				-677,192.33
MLS0200	DOL-Elec Bd Ops		-864,857.92	
COFF	Checks Charged Off	90.00	0.00	
RCPT	Receipt	0.00	202,351.00	
RXFR	Transfer (Regular)	180,675.87	0.00	
SDIS	Distribution (Special Fund)	0.00	198,106.99	
SPEC	Special Reversing Entry	201,316.00	90.00	
WARR	Warrants	72,702.19	0.00	
				-810,621.85
MLS0300	DOL-Other Revenue Receipts		-1,085,944.47	
RADJ	Receipt Adjustment	0.00	50.00	
RCPT	Receipt	0.00	246,396.31	
RXFR	Transfer (Regular)	255,000.00	0.00	
SDIS	Distribution (Special Fund)	0.00	163,003.65	
SPEC	Special Reversing Entry	165,570.00	0.00	
				-1,074,824.43
MMA0843	Disaster Asst PA ACA (0620)		-5,808.62	

Fund Transaction by Type

Start Date:7/1/18 End Date:12/31/18

Fund	Fund Description	Beginning Balance		Ending Balance
Type	Type Description	Debits	Credits	
WARR	Warrants	2,394.01	0.00	-3,414.61
MMA0919	Diaster Assist PA (0620)	-479,679.59		
RXFR	Transfer (Regular)	9,932.67	0.00	
WARR	Warrants	393,654.04	0.00	-76,092.88
MMA1106	Disaster Assist (0620)	-497.27		
RXFR	Transfer (Regular)	5,547.49	553,525.11	-548,474.89
MMA1107	Disaster Assist (0620)	-24,994.36		
RXFR	Transfer (Regular)	3,787.80	0.00	-21,206.56
MMA1707	DIS ASST 1707-HZ-ACA 19-5-1	-33,952.27		
RXFR	Transfer (Regular)	33,952.27	0.00	0.00
MMA1712	DIS ASST 1712-HZ-ACA 19-5-1	-87,333.32		
RXFR	Transfer (Regular)	87,333.32	0.00	0.00
MMA1714	DIS-ASST 1714-HZ-ACA-19-5-1	-75,000.00		
RXFR	Transfer (Regular)	75,000.00	0.00	0.00
MMA1720	DIS ASST 1720-IA ACA 19-5-10	-97,140.54		
WARR	Warrants	499.75	0.00	-96,640.79
MMA1805	DIS ASST-HZ-ACA 19-5-1006	-85,987.68		
RXFR	Transfer (Regular)	8,082.54	0.00	
WARR	Warrants	77,905.14	0.00	0.00
MMA1806	DIS ASST 1806-HZ-ACA-19-5-1	-48,500.00		
RXFR	Transfer (Regular)	48,500.00	0.00	0.00
MMA1807	DIS ASST 1807-RA-ACA 19-5-1	-31,531.35		
RCPT	Receipt	0.00	1,768,468.65	
RXFR	Transfer (Regular)	0.00	2,517,000.00	
WARR	Warrants	2,541,256.42	0.00	-1,775,743.58
MMA1809	DIS ASST1809-HZ-ACA 19-5-10	-2,000.00		
WARR	Warrants	1,000.00	0.00	-1,000.00
MMA1813	DIS ASST 1813 HZ ACA 19-5-10	0.00		
RXFR	Transfer (Regular)	102,629.00	1,457,315.52	
WARR	Warrants	216,910.76	0.00	-1,137,775.76
MMA1816	DIS ASST 1816 HZ ACA 19-5-10	0.00		
RXFR	Transfer (Regular)	7,695.00	31,239.25	-23,544.25
MMA1817	DIS AST 1817-RA-ACA-19-5-10	0.00		
RXFR	Transfer (Regular)	0.00	9,000.00	
WARR	Warrants	8,906.92	0.00	-93.08

Fund Transaction by Type

Start Date: 7/1/18 End Date: 12/31/18

Fund	Fund Description	Beginning Balance		Ending Balance
Type	Type Description	Debits	Credits	
MMA1819	DIS ASST 1819-RA-ACA-19-5-1		0.00	
RXFR	Transfer (Regular)	0.00	656,675.66	-656,675.66
MMA1821	DIS ASST 1821-HZ-ACA 19-5-1		0.00	
RXFR	Transfer (Regular)	140,431.75	280,863.50	-140,431.75
MMA9705	Dis Asst 9705-HZ-ACA19-5-10(-201,000.00	
RCPT	Receipt	0.00	1,000.00	-202,000.00
MMD0100	AOC Trial Ct Adm (0023)		-1,335,889.07	
RXFR	Transfer (Regular)	3,450,349.89	3,880,517.52	
WARR	Warrants	346,035.77	0.00	-1,420,020.93
MMF0000	Performance 19-5-1013		-21,200,000.00	
GDIS	Distribution (General Fund)	0.00	8,296,039.06	-29,496,039.06
MMP0000	Mandatory Pub Reimb (0063)		0.00	
RCPT	Receipt	0.00	92,440.79	
RXFR	Transfer (Regular)	92,440.79	0.00	0.00
MMT0200	Massage Therapy (0645)		-149,062.12	
COFF	Checks Charged Off	40.00	0.00	
RADJ	Receipt Adjustment	0.00	10.00	
RCPT	Receipt	0.00	38,575.00	
RXFR	Transfer (Regular)	5,820.20	208.32	
SDIS	Distribution (Special Fund)	0.00	34,747.91	
SPEC	Special Reversing Entry	35,335.00	40.00	-181,448.15
MMV0000	Motor Vehicle Acquisition		0.00	
GDIS	Distribution (General Fund)	0.00	1,555,507.31	
RXFR	Transfer (Regular)	1,260,652.66	0.00	-294,854.65
MMV0200	Motor Vehicle Acquisition M&F		-675,941.62	
RXFR	Transfer (Regular)	764,529.76	525,829.75	-437,241.61
MMV0400	MVAR-M & R		-3,326,868.02	
RXFR	Transfer (Regular)	90,288.85	645,630.55	-3,882,209.72
MMV0A00	MVAR-0035 OFF OF MEDICAID		-20,816.00	
RXFR	Transfer (Regular)	20,816.00	0.00	0.00
MMV1A00	MVAR-100 HSU		-21,732.00	
WARR	Warrants	21,732.00	0.00	0.00
MMV1E00	MVAR-120 ASU Beebe		0.00	
RXFR	Transfer (Regular)	0.00	11,518.18	-11,518.18
MMV1F00	MVAR-125 ASU Jonesboro		-51,923.00	
WARR	Warrants	51,923.00	0.00	0.00

Fund Transaction by Type

Start Date:7/1/18 End Date:12/31/18

Fund	Fund Description	Beginning Balance		Ending Balance
Type	Type Description	Debits	Credits	
MMV1H00	MVAR-135 UAF	-174,108.38		
RCPT	Receipt	0.00	156,690.00	
RXFR	Transfer (Regular)	0.00	21,248.75	
WARR	Warrants	263,336.00	0.00	-88,711.13
MMV1J00	MVAR-150 UAMS	-12,325.62		
RCPT	Receipt	0.00	50,945.00	
RXFR	Transfer (Regular)	0.00	25,324.00	
WARR	Warrants	50,848.00	0.00	-37,746.62
MMV1M00	MVAR-165 UCA	-591.38		
RCPT	Receipt	0.00	53,673.19	
				-54,264.57
MMV1O00	MVAR-175 Garland Co CC	-61,364.00		
RXFR	Transfer (Regular)	0.00	6,758.16	
WARR	Warrants	61,364.00	0.00	-6,758.16
MMV1R00	MVAR-190 PCCC	-48,984.00		
RXFR	Transfer (Regular)	25,324.00	0.00	
WARR	Warrants	23,660.00	0.00	0.00
MMV1W00	MVAR-128 ASU Mtn Hm	-7,050.12		
RXFR	Transfer (Regular)	7,050.12	0.00	0.00
MMV4B00	Agri Dept (0620)	-200,324.82		
RXFR	Transfer (Regular)	306,602.80	176,331.80	-70,053.82
MMV4I00	MVAR Soil & Water	-27,321.00		
RXFR	Transfer (Regular)	27,321.00	0.00	0.00
MMV4M00	MVAR Correct	-395,383.00		
RXFR	Transfer (Regular)	400,546.00	391,281.50	-386,118.50
MMV4N00	MVAR Cmty Punishment	-2,086,787.02		
RXFR	Transfer (Regular)	2,072,450.38	37,825.00	-52,161.64
MMV5G00	MVAR VT Rehab	0.00		
RXFR	Transfer (Regular)	0.00	21,527.00	-21,527.00
MMV6C00	MVAR ABC Enf	0.00		
RXFR	Transfer (Regular)	44,590.00	44,590.00	0.00
MMV6G00	MVAR Health	-107,321.33		
RXFR	Transfer (Regular)	118,945.00	150,176.11	-138,552.44
MMV6Q00	MVAR SEAC	0.00		
RCPT	Receipt	0.00	8,710.46	
RXFR	Transfer (Regular)	0.00	12,104.54	-20,815.00
MMV7B00	MVAR DHS	-171,764.97		

Fund Transaction by Type

Start Date: 7/1/18 End Date: 12/31/18

Fund	Fund Description	Beginning Balance	Ending Balance	
Type	Type Description	Debits	Credits	
RXFR	Transfer (Regular)	169,097.08	80,191.50	-82,859.39
MMV8C00	MVAR DAH Central	-10,594.00		
RXFR	Transfer (Regular)	0.00	0.50	-10,594.50
MMV8H00	MVAR DAH Natural Heritage	-0.50		
RXFR	Transfer (Regular)	0.50	0.00	0.00
MMV9A00	MVAR Dept of Parks & Tourisn	-548,157.26		
RXFR	Transfer (Regular)	318,997.25	223,648.00	-452,808.01
MMV9C00	MVAR AR Dept of Eviron Quali	-154,384.57		
RXFR	Transfer (Regular)	108,936.00	0.00	-45,448.57
MMV9D00	MVAR 950 Law Enfrc Trng Aca	0.00		
RXFR	Transfer (Regular)	0.00	33,989.00	-33,989.00
MMV9E00	MVAR Crime Lab	-32,066.00		
RXFR	Transfer (Regular)	52,426.00	20,360.00	0.00
MMV9F00	MVAR State Police	-697,972.24		
RXFR	Transfer (Regular)	998,572.59	1,840,349.50	-1,539,749.15
MMV9G00	MVAR Military	-42,725.00		
RXFR	Transfer (Regular)	26,028.00	27,361.00	-44,058.00
MMV9I00	MVAR AR Crime Information C	-35,819.00		
RXFR	Transfer (Regular)	18,337.00	1,000.00	-18,482.00
MNA0100	Information Network of AR-Op	-1,655,331.85		
RCPT	Receipt	0.00	140,965.00	-1,796,296.85
MNU0000	Umilical Cord Blood 777/09	-145.00		
RXFR	Transfer (Regular)	0.00	90.00	-2.00
WARR	Warrants	233.00	0.00	
MPC0000	DFA Purchase Card Prog	-574,572.44		
RCPT	Receipt	0.00	914,605.15	-683,989.21
RXFR	Transfer (Regular)	126,718.58	0.00	
WARR	Warrants	678,469.80	0.00	
MPH0000	Property Sales Holding	-772,456.47		
RADJ	Receipt Adjustment	0.50	0.00	
RCPT	Receipt	0.00	1,541,738.74	
RXFR	Transfer (Regular)	1,099,067.40	16,757.94	
WARR	Warrants	39,085.24	0.00	
				-1,192,800.01
MPH0100	Property Sales Holding	-473,850.44		
RCPT	Receipt	0.00	6.62	
RXFR	Transfer (Regular)	269,818.29	562.15	

Fund Transaction by Type

Start Date:7/1/18 End Date:12/31/18

Fund	Fund Description	Beginning Balance		Ending Balance
Type	Type Description	Debits	Credits	
WARR	Warrants	132,563.99	0.00	
				-72,036.93
MPH0200	Property Sales Holding	-197,468.57		
RXFR	Transfer (Regular)	1,007,565.79	1,115,964.09	
WARR	Warrants	283,057.39	0.00	
				-22,809.48
MPL0645	Lead Based Paint Haz (0645)	-317,136.49		
RADJ	Receipt Adjustment	10.00	0.00	
RCPT	Receipt	0.00	3,680.00	
SDIS	Distribution (Special Fund)	9.84	3,622.96	
SPEC	Special Reversing Entry	3,680.00	10.00	
				-320,749.61
MPT0100	AR Parks & Trsm-Parks Div	-63,941.07		
RXFR	Transfer (Regular)	80,034.09	240,000.00	
WARR	Warrants	8,183.65	0.00	
				-215,723.33
MPT0200	AR Parks & Trsm-Outdoor Grn	-5,781,086.11		
RXFR	Transfer (Regular)	316,196.12	1,662,360.81	
SDIS	Distribution (Special Fund)	0.00	1,536,993.58	
SPEC	Special Reversing Entry	1,662,360.81	76,196.12	
WARR	Warrants	1,530,265.73	0.00	
				-5,547,813.96
MPW0000	AR Port&Waterway Dev Grant	-951,720.57		
WARR	Warrants	370,000.00	0.00	
				-581,720.57
MQA0000	Quick Action Closing Act 510/I	-63,663,080.09		
RCPT	Receipt	0.00	483,117.96	
RXFR	Transfer (Regular)	0.00	30,000,000.00	
WARR	Warrants	1,060,041.88	0.00	
				-93,086,156.17
MRD0000	RainyDay Act 1084/2017	-45,081,381.00		
GDIS	Distribution (General Fund)	0.00	8,232,510.09	
RXFR	Transfer (Regular)	31,363,414.00	600,000.00	
				-22,550,477.09
MRDEXLS	Ex/Leg Setaside (0620)	-30,000,000.00		
RXFR	Transfer (Regular)	30,000,000.00	0.00	
				0.00
MRDPDOB	Priority/Debt Ob (0620)	-61,447,075.00		
RXFR	Transfer (Regular)	4,774,209.65	0.00	
				-56,672,865.35
MRE0401	DFA Build Auth RE (615)	-1,150,284.88		
WARR	Warrants	73,633.00	0.00	
				-1,076,651.88
MRF0101	Rural Fire Protection 19-5-101I	-494,341.45		
COFF	Checks Charged Off	353.52	0.00	
RCPT	Receipt	0.00	249,914.87	
WARR	Warrants	255,761.92	0.00	
				-488,140.88
MRH0100	Rural Health Service Revolving	-16,279.45		
RXFR	Transfer (Regular)	1,521.34	0.00	

Fund Transaction by Type

Start Date: 7/1/18 End Date: 12/31/18

Fund	Fund Description	Beginning Balance		Ending Balance
Type	Type Description	Debits	Credits	
WARR	Warrants	14,757.66	0.00	-0.45
MRP0100	DHS-MEDICAID REBATE REV(-17,198,289.69		
RCPT	Receipt	0.00	113,090,115.53	
RXFR	Transfer (Regular)	130,288,405.22	0.00	0.00
MSB0000	Minority&Women Owned Buss	-299,343.56		
RCPT	Receipt	0.00	250.00	
WARR	Warrants	175.00	0.00	-299,418.56
MSH0000	Safe Harbor Exploited Childre	-50,525.74		
RCPT	Receipt	0.00	3,670.81	-54,196.55
MSR0100	St Military Sp Revl	-296,131.38		
RXFR	Transfer (Regular)	18,560.97	3,567.33	
WARR	Warrants	19.36	0.00	-281,118.38
MST0100	AEDC-AR Acceleration (790)	-1,240,026.10		
WARR	Warrants	675,000.00	0.00	-565,026.10
MTA0000	Miscellaneous Revolving	0.00		
RCPT	Receipt	0.00	668,744.95	
RXFR	Transfer (Regular)	668,759.39	178.10	-163.66
MTA0201	Misc Revl-Widow/Depnd Chldr	-772,450.74		
CTAX	Claims & Taxes	0.00	63,804.68	
RXFR	Transfer (Regular)	607,643.35	1,338,910.70	
WARR	Warrants	1,401,714.65	0.00	-165,808.12
MTA0300	DFA-Miscellaneous Revl-Reve	-112,184.17		
CTAX	Claims & Taxes	0.00	40,053.61	
RXFR	Transfer (Regular)	0.00	3,265.32	
WARR	Warrants	42,931.12	0.00	-112,571.98
MTA0301	Sales/Use Tax Refunds (0630)	-10,529,272.28		
RXFR	Transfer (Regular)	313,213.12	41,503,915.21	
WARR	Warrants	42,726,404.15	0.00	-8,993,570.22
MTA0302	Motor Fuel Tax Ref (0630)	-84,976.65		
RXFR	Transfer (Regular)	1,827.00	198,856.62	
WARR	Warrants	240,832.79	0.00	-41,173.48
MTA0303	Natl Gas Sev Tax Ref (0630)	-374,019.95		
RXFR	Transfer (Regular)	0.00	3,727.51	
WARR	Warrants	373,729.57	0.00	-4,017.89
MTA0304	Alcohol Tax Refunds (0630)	-10,756.65		
CTAX	Claims & Taxes	0.00	1,000.00	
RXFR	Transfer (Regular)	0.00	2,470.87	
WARR	Warrants	12,635.81	0.00	

Fund Transaction by Type

Start Date:7/1/18 End Date:12/31/18

Fund	Fund Description	Beginning Balance		Ending Balance
Type	Type Description	Debits	Credits	
				-1,591.71
MTA0305	Soft Drink Tax Refunds (0630)			
		-3,855.58		
RXFR	Transfer (Regular)	0.00	67,166.68	
WARR	Warrants	46,209.88	0.00	
				-24,812.38
MTA0306	Cigarette/Tobacco Tax Ref 063			
		-530,626.36		
RXFR	Transfer (Regular)	0.00	293,067.12	
WARR	Warrants	823,628.53	0.00	
				-64.95
MTA0307	Severance Tax Refunds (0630)			
		-3,901.92		
RXFR	Transfer (Regular)	16,301.00	34,515.76	
WARR	Warrants	20,104.47	0.00	
				-2,012.21
MTA0308	Amusement Tax Refunds (0630)			
		-182.50		
RXFR	Transfer (Regular)	0.00	750.00	
WARR	Warrants	835.00	0.00	
				-97.50
MTA0309	Vending Device Refunds (0630)			
		-9,359.00		
RXFR	Transfer (Regular)	0.00	55,880.50	
WARR	Warrants	65,165.50	0.00	
				-74.00
MTA0310	Beef Council Refunds (0630)			
		0.00		
RXFR	Transfer (Regular)	0.00	67.00	
WARR	Warrants	67.00	0.00	
				0.00
MTA0311	Swine Disease Refunds (0630)			
		0.00		
RXFR	Transfer (Regular)	0.00	18.00	
WARR	Warrants	18.00	0.00	
				0.00
MTA0314	Rice Assessment Refund (0630)			
		0.00		
RXFR	Transfer (Regular)	0.00	199.61	
WARR	Warrants	199.61	0.00	
				0.00
MTA0315	Soybean Assessment Refund (0630)			
		0.00		
RXFR	Transfer (Regular)	0.00	40.85	
WARR	Warrants	40.85	0.00	
				0.00
MTA0316	Wheat Assessment Refund (0630)			
		-1,149.04		
RXFR	Transfer (Regular)	0.00	4,312.81	
WARR	Warrants	4,312.81	0.00	
				-1,149.04
MTA0317	Craft Trng Permits Refund 063			
		0.00		
RXFR	Transfer (Regular)	0.00	17,451.74	
WARR	Warrants	17,371.74	0.00	
				-80.00
MTA0318	Telephone Tariff (0630)			
		-48.38		
WARR	Warrants	48.38	0.00	
				0.00
MTA0319	WasteTireFeeRefund (0630)			
		-15,531.84		
RXFR	Transfer (Regular)	909.15	13,758.06	

Fund Transaction by Type

Start Date:7/1/18 End Date:12/31/18

Fund	Fund Description	Beginning Balance		Ending Balance
Type	Type Description	Debits	Credits	
WARR	Warrants	27,341.26	0.00	-1,039.49
MTA0321	Bingo Tax/Fee Refunds	-40.00		
RXFR	Transfer (Regular)	0.00	190.00	
WARR	Warrants	130.00	0.00	-100.00
MTA0322	Misc Revol RET Tx/AdVal (063	-8,942.20		
RXFR	Transfer (Regular)	1,518.00	47,084.40	
WARR	Warrants	43,839.50	0.00	-10,669.10
MTA03DS	Misc Revolv DrvSvcs (0630)	-155,407.84		
RXFR	Transfer (Regular)	584.89	69,537.23	
WARR	Warrants	91,568.06	0.00	-132,792.12
MTA03MV	MiscRevolv MotorVeh (0630)	-212,365.03		
RXFR	Transfer (Regular)	12,897.53	2,064,647.48	
WARR	Warrants	954,027.71	0.00	-1,310,087.27
MTA0401	Misc Revl-Ins Dept-Pub Sch Cl	-408,787.19		
RCPT	Receipt	0.00	45,471.54	
WARR	Warrants	17,942.55	0.00	-436,316.18
MTA0402	Misc Revl-Ins Dept-Co Claims	-21,274.33		
WARR	Warrants	3,099.74	0.00	-18,174.59
MTA0403	Misc Revl-Ins Dept-City Claims	-315,589.69		
WARR	Warrants	7,210.52	0.00	-308,379.17
MTA0404	Misc Revl-Ins Dept-Overpayme	-4,094,568.92		
CTAX	Claims & Taxes	3,591.76	823,969.22	
WARR	Warrants	3,854,481.60	0.00	-1,060,464.78
MTA2001	Misc Rev-Emrg Procl	-224,600.00		
WARR	Warrants	145,300.00	0.00	-79,300.00
MTA2100	Misc Revl-St Empl Blkt Bnd Pr	-326.98		
CTAX	Claims & Taxes	9.34	9.34	
RCPT	Receipt	0.00	1,184.96	
RXFR	Transfer (Regular)	299,167.36	297,655.42	0.00
MTA6300	Misc Rev-Corp Fees & Tax Ref	-37,415.43		
CTAX	Claims & Taxes	12,682.71	237,417.08	
WARR	Warrants	213,496.64	0.00	-48,653.16
MUI0000	Unemploy Ins Adm §19-5-1230	-4,813,286.35		
RCPT	Receipt	0.00	1,145,664.49	
RXFR	Transfer (Regular)	3,206,610.28	0.00	
WARR	Warrants	21,600.00	0.00	-2,730,740.56
MWA0100	Geology Map Resale Revolvin	-47,392.48		

Fund Transaction by Type

Start Date: 7/1/18 End Date: 12/31/18

Fund	Fund Description	Beginning Balance		Ending Balance
Type	Type Description	Debits	Credits	
RCPT	Receipt	0.00	3,833.29	
WARR	Warrants	3,013.14	0.00	
				-48,212.63
MWF0000	COUNTY ROAD CONST & MAI		0.00	
RXFR	Transfer (Regular)	54,329.07	54,329.07	
				0.00
MWH0200	ADEM Federal Surplus 1187/09		-914,756.32	
RCPT	Receipt	0.00	1,108,658.79	
RXFR	Transfer (Regular)	364,910.92	228.75	
WARR	Warrants	630,347.45	0.00	
				-1,028,385.49
MWJ0101	DFA Build Auth Admin (615)		-8,009,274.47	
RCPT	Receipt	0.00	6,432,693.89	
RXFR	Transfer (Regular)	1,877,906.02	2,695.48	
WARR	Warrants	3,976,158.61	0.00	
				-8,590,599.21
MWJ0201	Justice Bldg Oper (0615)		-18,692.89	
RXFR	Transfer (Regular)	52,407.56	267,297.69	
WARR	Warrants	218,104.60	0.00	
				-15,478.42
MWJ0301	Critical Maintenance (615)		-7,656,559.53	
RXFR	Transfer (Regular)	0.00	1,200,000.00	
WARR	Warrants	897,137.99	0.00	
				-7,959,421.54
MWS0000	Workforce Services § 19-5-123		0.00	
GDIS	Distribution (General Fund)	0.00	2,003,928.98	
RXFR	Transfer (Regular)	286,000.00	0.00	
				-1,717,928.98
MWW0000	Wastwater Licensing		-521,008.34	
RCPT	Receipt	0.00	9,500.00	
RXFR	Transfer (Regular)	36,112.54	0.00	
WARR	Warrants	6,219.71	0.00	
				-488,176.09
NAB0000	DFA-ABC-Admin-Int Treas		-4,143.99	
DXFR	Transfer (Deduction)	0.00	56.19	
RCPT	Receipt	0.00	500.00	
				-4,700.18
NAC0000	Admin Off Of Crts-Interest Tre		-114,739.70	
COFF	Checks Charged Off	75.00	0.00	
DXFR	Transfer (Deduction)	0.00	1,400.85	
RCPT	Receipt	0.00	22,325.00	
RXFR	Transfer (Regular)	0.00	1,763.20	
WARR	Warrants	47,414.10	0.00	
				-92,739.65
NAC0200	Adm Office of Courts Treas Int		-217,787.75	
DXFR	Transfer (Deduction)	0.00	2,627.62	
RCPT	Receipt	0.00	14,029.07	
RXFR	Transfer (Regular)	1,763.20	0.00	
WARR	Warrants	32,668.30	0.00	
				-200,012.94
NAC0300	AOC Court Mgmt Prog (0023)		-42,332.07	

Fund Transaction by Type

Start Date:7/1/18 End Date:12/31/18

Fund	Fund Description	Beginning Balance		Ending Balance
Type	Type Description	Debits	Credits	
DXFR	Transfer (Deduction)	0.00	379.41	
RCPT	Receipt	0.00	3,000.00	
WARR	Warrants	26,490.88	0.00	
				-19,220.60
NAC0500	Court Automation Project (002)	-10,319.45		
DXFR	Transfer (Deduction)	0.00	133.61	
				-10,453.06
NAC0600	Court Interpreters-Cash-Treas	-5,245.17		
DXFR	Transfer (Deduction)	0.00	75.63	
RCPT	Receipt	0.00	2,329.80	
WARR	Warrants	965.00	0.00	
				-6,685.60
NAC0700	AOC Statewide Software Licen	-1,693.81		
DXFR	Transfer (Deduction)	0.00	66.42	
RCPT	Receipt	0.00	10,394.99	
				-12,155.22
NAC0900	Additional Ct Security Grants	-118,708.73		
DXFR	Transfer (Deduction)	0.00	1,667.12	
				-120,375.85
NAD0000	Agri Cash Operations (0400)	-194,311.05		
DXFR	Transfer (Deduction)	0.00	2,410.30	
RCPT	Receipt	0.00	14,804.15	
RXFR	Transfer (Regular)	1,000.00	0.00	
WARR	Warrants	30,013.32	0.00	
				-180,512.18
NAD0100	Agri Cash Oper-Fair Cons Gra	-58,618.06		
DXFR	Transfer (Deduction)	0.00	567.84	
RXFR	Transfer (Regular)	0.00	911,050.00	
WARR	Warrants	966,250.00	0.00	
				-3,985.90
NAG2015	Cash Fund for AG FY2015	-36.56		
DXFR	Transfer (Deduction)	0.00	0.47	
				-37.03
NAI0000	Architect/Landscape/Int Desig	-2,177,897.37		
COFF	Checks Charged Off	400.00	0.00	
DXFR	Transfer (Deduction)	0.00	29,166.80	
RCPT	Receipt	0.00	267,984.41	
RXFR	Transfer (Regular)	91,392.31	355.73	
WARR	Warrants	63,854.56	0.00	
				-2,319,757.44
NAR0000	Appraiser Lic & Cert Brd Treas	-1,070,491.30		
COFF	Checks Charged Off	630.00	315.00	
DXFR	Transfer (Deduction)	0.00	13,417.58	
RADJ	Receipt Adjustment	7,560.00	7,560.00	
RCPT	Receipt	0.00	139,559.11	
RXFR	Transfer (Regular)	130,789.77	439.87	
WARR	Warrants	87,408.47	0.00	
				-1,005,394.62
NAT0000	AR St Athletic Trng Brd (0208)	-174,728.40		
DXFR	Transfer (Deduction)	0.00	2,269.71	
RCPT	Receipt	0.00	6,150.00	

Fund Transaction by Type

Start Date: 7/1/18 End Date: 12/31/18

Fund	Fund Description	Beginning Balance		Ending Balance
Type	Type Description	Debits	Credits	
WARR	Warrants	6,166.32	0.00	
				-176,981.79
NBA0301	Cash in Treasury Asbestos	-2,799,071.75		
DXFR	Transfer (Deduction)	0.00	36,197.91	
WARR	Warrants	49,087.75	0.00	
				-2,786,181.91
NBE0000	Barber Examiners Bd 50/09	-194,562.08		
COFF	Checks Charged Off	400.00	0.00	
DXFR	Transfer (Deduction)	0.00	3,133.93	
RCPT	Receipt	0.00	211,045.00	
RXFR	Transfer (Regular)	107,465.07	22.50	
WARR	Warrants	34,327.67	0.00	
				-266,570.77
NBF0000	Burial Board (0215)	-343,913.41		
DXFR	Transfer (Deduction)	0.00	790.54	
RCPT	Receipt	0.00	610.25	
RXFR	Transfer (Regular)	688,795.14	343,515.44	
WARR	Warrants	31.61	0.00	
				-2.89
NBF0100	Burial Board Guaranty (0215)	-99,949.38		
DXFR	Transfer (Deduction)	0.00	228.74	
RXFR	Transfer (Regular)	100,178.12	0.00	
				0.00
NBP0000	Psychology Bd Operations Cl	-596,466.97		
DXFR	Transfer (Deduction)	0.00	7,831.04	
RADJ	Receipt Adjustment	296.00	296.00	
RCPT	Receipt	0.00	60,689.26	
RXFR	Transfer (Regular)	46,859.40	29.47	
SDIS	Distribution (Special Fund)	0.00	0.00	
SPEC	Special Reversing Entry	296.00	296.00	
WARR	Warrants	30,615.46	0.00	
				-587,541.88
NBS0100	Cemetery Operating Fund (042	0.00		
DXFR	Transfer (Deduction)	0.00	343.31	
RXFR	Transfer (Regular)	0.00	32,439.68	
WARR	Warrants	393.11	0.00	
				-32,389.88
NBS0200	Cemetery Insolvent Loan Func	0.00		
DXFR	Transfer (Deduction)	0.00	1,383.40	
RXFR	Transfer (Regular)	0.00	130,079.05	
				-131,462.45
NBS0300	Burial Operating Fund (0425)	0.00		
DXFR	Transfer (Deduction)	0.00	3,365.72	
RCPT	Receipt	0.00	3,578.70	
RXFR	Transfer (Regular)	403,401.93	688,795.14	
WARR	Warrants	9,649.83	0.00	
				-282,687.80
NBS0400	Burial Guarantee Fund (0425)	0.00		
DXFR	Transfer (Deduction)	0.00	1,065.39	
RXFR	Transfer (Regular)	0.00	100,178.12	
				-101,243.51

Fund Transaction by Type

Start Date:7/1/18 End Date:12/31/18

Fund	Fund Description	Beginning Balance	Ending Balance
Type	Type Description	Debits	Credits
NBS0500	Embalming & Fun Dir Oper Fu	0.00	
DXFR	Transfer (Deduction)	0.00	1,129.81
RADJ	Receipt Adjustment	1,111.86	1,111.86
RCPT	Receipt	0.00	53,481.86
RXFR	Transfer (Regular)	32,081.06	117,879.96
WARR	Warrants	16,932.19	0.00
			-123,478.38
NCA0000	Assessment Coordination (048	-98,478.33	
DXFR	Transfer (Deduction)	0.00	1,372.88
RCPT	Receipt	0.00	15,930.00
			-115,781.21
NCB0000	Cemetery Bd-Interest Treas	-33,138.20	
DXFR	Transfer (Deduction)	0.00	78.16
RXFR	Transfer (Regular)	32,439.68	0.00
WARR	Warrants	446.70	0.00
			-329.98
NCB0100	CB Insolvent Loan Fund (0218	-129,782.04	
DXFR	Transfer (Deduction)	0.00	297.01
RXFR	Transfer (Regular)	130,079.05	0.00
			0.00
NCC0000	ACC Residents Services (0485	-2,534,106.90	
DXFR	Transfer (Deduction)	0.00	29,709.57
RCPT	Receipt	0.00	869,434.84
RXFR	Transfer (Regular)	555,095.65	299,314.77
SDIS	Distribution (Special Fund)	0.00	11.81
SPEC	Special Reversing Entry	12.00	0.00
WARR	Warrants	1,063,011.59	0.00
			-2,114,458.65
NCC1600	DCC Cash Administration	-18,045.62	
DXFR	Transfer (Deduction)	0.00	233.65
			-18,279.27
NCD0001	ACIC-Sys Conf-Int Treas	-450.83	
DXFR	Transfer (Deduction)	0.00	5.77
			-456.60
NCE0100	Career Ed-LESO (0590)	-355,368.50	
DXFR	Transfer (Deduction)	0.00	4,747.16
RCPT	Receipt	0.00	19,265.85
WARR	Warrants	2,762.04	0.00
			-376,619.47
NCE0400	Entergy Hope Grant (0590)	-387.22	
DXFR	Transfer (Deduction)	0.00	4.94
			-392.16
NCG0300	Landslide Rsch (0420)	-47,955.19	
DXFR	Transfer (Deduction)	0.00	1,252.62
RCPT	Receipt	0.00	111,254.18
RXFR	Transfer (Regular)	29,063.68	0.00
WARR	Warrants	13,926.81	0.00
			-117,471.50
NCH0000	Chiropractic Exam Brd (0265)	-516,005.70	
DXFR	Transfer (Deduction)	0.00	6,547.19
RCPT	Receipt	0.00	132,248.27

Fund Transaction by Type

Start Date:7/1/18 End Date:12/31/18

Fund	Fund Description	Beginning Balance		Ending Balance
Type	Type Description	Debits	Credits	
RXFR	Transfer (Regular)	37,071.61	178.84	
WARR	Warrants	30,565.18	0.00	
				-587,343.21
NCS0000	Supreme Court Cash (0032)			-64.20
DXFR	Transfer (Deduction)	0.00	0.83	
				-65.03
NDA0000	Alcohol/Drug Abuse (0204)			-43,090.92
DXFR	Transfer (Deduction)	0.00	514.15	
RCPT	Receipt	0.00	1,060.00	
RXFR	Transfer (Regular)	1,162.62	0.00	
WARR	Warrants	9,002.38	0.00	
				-34,500.07
NDB0000	Dental Board-Cash in Treas			-2,149,977.65
COFF	Checks Charged Off	175.00	0.00	
DXFR	Transfer (Deduction)	0.00	27,910.90	
RCPT	Receipt	0.00	214,468.95	
RXFR	Transfer (Regular)	112,711.31	225.00	
WARR	Warrants	57,592.00	0.00	
				-2,222,104.19
NDC0100	ADC Inmate Telephone			-4,329,144.99
DXFR	Transfer (Deduction)	0.00	48,844.73	
RCPT	Receipt	0.00	471,628.79	
RXFR	Transfer (Regular)	0.00	66,682.96	
WARR	Warrants	1,181,979.65	0.00	
				-3,734,321.82
NDC0200	ADC Inmate Welfare			-7,021,995.92
DXFR	Transfer (Deduction)	0.00	98,362.08	
RCPT	Receipt	0.00	6,234,060.81	
RXFR	Transfer (Regular)	1,216.09	649.64	
WARR	Warrants	5,596,913.16	0.00	
				-7,756,939.20
NDC0300	ADC Work Release			-8,524,085.41
DXFR	Transfer (Deduction)	0.00	111,033.62	
RCPT	Receipt	0.00	1,799,399.14	
RXFR	Transfer (Regular)	390,887.70	562,423.99	
WARR	Warrants	2,120,601.51	0.00	
				-8,485,452.95
NDC0400	ADC Fire Station-Cash in Treas			-7,072.43
DXFR	Transfer (Deduction)	0.00	91.58	
RCPT	Receipt	0.00	13,594.91	
				-20,758.92
NDC0500	ADC Paws in Prison			-104,858.34
DXFR	Transfer (Deduction)	0.00	1,317.94	
RXFR	Transfer (Regular)	0.00	11,874.27	
WARR	Warrants	14,405.30	0.00	
				-103,645.25
NDC0600	Medical Monetary Sanctions F			-1,546,988.69
DXFR	Transfer (Deduction)	0.00	19,949.00	
WARR	Warrants	30,252.58	0.00	
				-1,536,685.11
NDD0001	Insurance-MM-Interest Treas			-65,690.25

Fund Transaction by Type

Start Date:7/1/18 End Date:12/31/18

Fund	Fund Description	Beginning Balance		Ending Balance
Type	Type Description	Debits	Credits	
DXFR	Transfer (Deduction)	0.00	841.12	
WARR	Warrants	2,084.83	0.00	
				-64,446.54
NDD0002	Insurance-Travel-Interest Trea	-3,365.20		
DXFR	Transfer (Deduction)	0.00	93.52	
RCPT	Receipt	0.00	22,355.19	
WARR	Warrants	21,486.99	0.00	
				-4,326.92
NDD0003	INS-Criminal Background Che	-10,037.52		
CTAX	Claims & Taxes	22.00	0.00	
DXFR	Transfer (Deduction)	0.00	131.22	
RADJ	Receipt Adjustment	0.00	1,496.00	
RCPT	Receipt	0.00	704.00	
WARR	Warrants	2,442.00	0.00	
				-9,904.74
NDE0700	AG-Grant-ArgentaCtr (0790)	-8.92		
DXFR	Transfer (Deduction)	0.00	0.04	
RXFR	Transfer (Regular)	8.96	0.00	
				0.00
NDE0800	RURAL FIRE DEPT GRANTS (-1,242.75		
DXFR	Transfer (Deduction)	0.00	6.31	
RXFR	Transfer (Regular)	1,249.06	0.00	
				0.00
NDE0900	RURAL SERV CONF CASH FD	-94,206.81		
DXFR	Transfer (Deduction)	0.00	608.28	
RCPT	Receipt	0.00	650.00	
WARR	Warrants	60,016.60	0.00	
				-35,448.49
NDE0901	SMB CONFERENCE(0790)	-3,807.52		
DXFR	Transfer (Deduction)	0.00	62.45	
RCPT	Receipt	0.00	9,000.00	
WARR	Warrants	9,590.58	0.00	
				-3,279.39
NDL0000	Dietetics Lic. Brd Oper. Cash	-221,349.28		
DXFR	Transfer (Deduction)	0.00	2,926.91	
RCPT	Receipt	0.00	43,155.00	
RXFR	Transfer (Regular)	12,584.51	0.00	
WARR	Warrants	4,487.90	0.00	
				-250,358.78
NDP0001	DFA-Gov Conf Family-Int Trea:	-527.22		
DXFR	Transfer (Deduction)	0.00	6.84	
				-534.06
NDP0002	DFA-Gas Pipeline-Int Treas	-730,207.99		
DXFR	Transfer (Deduction)	0.00	9,454.64	
				-739,662.63
NDP0003	DFA-Drug Director-Int Treas	-175.34		
DXFR	Transfer (Deduction)	0.00	2.27	
				-177.61
NDP0007	Albert Pike Area Disaster(0620)	-5,665.95		
DXFR	Transfer (Deduction)	0.00	73.35	
				-5,739.30

Fund Transaction by Type

Start Date:7/1/18 End Date:12/31/18

Fund	Fund Description	Beginning Balance		Ending Balance
Type	Type Description	Debits	Credits	
NDP0008	Trial Court Asst Fnd Supp 062	-89,630.77		
DXFR	Transfer (Deduction)	0.00	1,160.51	
				-90,791.28
NDP0009	Fire Prevention Comm Gr (062	-0.20		
DXFR	Transfer (Deduction)	0.00	0.09	
				-0.29
NDP0012	Asbestos Settlement (0620)	-2,683.94		
DXFR	Transfer (Deduction)	0.00	34.76	
				-2,718.70
NDP0013	Disaster Donations	-32.01		
DXFR	Transfer (Deduction)	0.00	0.41	
				-32.42
NDP0014	2014 GovernorTransOut (0620)	-20,589.28		
DXFR	Transfer (Deduction)	0.00	266.60	
				-20,855.88
NDP0015	2014 Governor Trans In (0620)	-21,853.97		
DXFR	Transfer (Deduction)	0.00	282.97	
				-22,136.94
NDP0016	DFA ARK MED MARIJUANA AI	-535,946.03		
DXFR	Transfer (Deduction)	0.00	6,939.36	
				-542,885.39
NDR0100	Fish&WildlifeConservGrant 02	-323,437.00		
DXFR	Transfer (Deduction)	0.00	6,158.18	
RCPT	Receipt	0.00	10,906.94	
RXFR	Transfer (Regular)	309,437.95	768,705.12	
WARR	Warrants	1,500.00	0.00	
				-798,269.29
NDR0101	AEDC -RURAL SERV CASH GI	-442,799.88		
DXFR	Transfer (Deduction)	0.00	5,045.52	
RXFR	Transfer (Regular)	0.00	1,249.06	
WARR	Warrants	74,000.00	0.00	
				-375,094.46
NDS0100	Deaf School-Asbestos-Cash-T	-1,681.55		
DXFR	Transfer (Deduction)	0.00	21.75	
				-1,703.30
NDW0001	Labor-Wage/Hour-Int Treas	-136,632.37		
RCPT	Receipt	0.00	61,206.98	
WARR	Warrants	52,548.37	0.00	
				-145,290.98
NDW0002	Labor-Seminar/Conf-Int Treas	-6,294.60		
DXFR	Transfer (Deduction)	0.00	158.77	
RCPT	Receipt	0.00	23,228.70	
WARR	Warrants	18,528.84	0.00	
				-11,153.23
NEC0000	Board Examiners In Counselin	-818,618.71		
COFF	Checks Charged Off	1,400.00	300.00	
DXFR	Transfer (Deduction)	0.00	11,262.24	
RCPT	Receipt	0.00	187,013.81	
RXFR	Transfer (Regular)	125,736.92	251.95	
WARR	Warrants	71,877.06	0.00	

Fund Transaction by Type

Start Date: 7/1/18 End Date: 12/31/18

Fund	Fund Description	Beginning Balance		Ending Balance
Type	Type Description	Debits	Credits	
				-818,432.73
NED0001	ADE-Ait	-653,980.19		
DXFR	Transfer (Deduction)	0.00	3,843.14	
RCPT	Receipt	0.00	75,126.00	
RXFR	Transfer (Regular)	0.00	5,943.94	
WARR	Warrants	589,000.49	0.00	
				-149,892.78
NED0004	ADE-Multiple-Int Treas	-891,829.85		
DXFR	Transfer (Deduction)	0.00	11,421.47	
RCPT	Receipt	0.00	8,291.96	
RXFR	Transfer (Regular)	8,291.96	36,348.38	
WARR	Warrants	61,524.34	0.00	
				-878,075.36
NED0006	ADE-Medicaid-Int Treas	-4,422,192.25		
DXFR	Transfer (Deduction)	0.00	19,422.37	
RCPT	Receipt	0.00	3,759,137.97	
RXFR	Transfer (Regular)	7,368,966.00	42,422.66	
				-874,209.25
NED0010	ADE Treas Cash For Conf Fee:	-671,963.78		
DXFR	Transfer (Deduction)	0.00	8,997.16	
RCPT	Receipt	0.00	219,310.72	
RXFR	Transfer (Regular)	0.00	2,879.15	
WARR	Warrants	164,289.19	0.00	
				-738,861.62
NED0012	AR Medicaid Admin Claims	-4,348,622.74		
DXFR	Transfer (Deduction)	0.00	25,234.75	
RCPT	Receipt	0.00	8,160.78	
RXFR	Transfer (Regular)	1,769,537.20	8,259,360.47	
WARR	Warrants	10,421,541.66	0.00	
				-450,299.88
NED0013	Pro Lic Standards Brd (0500)	-1,673,622.15		
DXFR	Transfer (Deduction)	0.00	21,500.85	
RCPT	Receipt	0.00	428,312.75	
RXFR	Transfer (Regular)	340,245.02	1,589.98	
WARR	Warrants	103,372.18	0.00	
				-1,681,408.53
NED0015	Opn Enrollmnt Chrter Sch (0500)	-105,397.65		
DXFR	Transfer (Deduction)	0.00	1,132.06	
RCPT	Receipt	0.00	30,546.59	
WARR	Warrants	61,630.38	0.00	
				-75,445.92
NED0016	LR Deseg Escrow Acct (0500)	-1,466,773.00		
DXFR	Transfer (Deduction)	0.00	19,213.63	
RCPT	Receipt	0.00	60,176.32	
RXFR	Transfer (Regular)	19,031.45	0.00	
				-1,527,131.50
NED0017	Succ Sch-Cash (0500)	-1,503,360.65		
DXFR	Transfer (Deduction)	0.00	14,113.59	
RXFR	Transfer (Regular)	15,768.25	0.00	
WARR	Warrants	750,000.00	0.00	
				-751,705.99

Fund Transaction by Type

Start Date:7/1/18 End Date:12/31/18

Fund	Fund Description	Beginning Balance		Ending Balance
Type	Type Description	Debits	Credits	
NED0018	Computer Science (0500)	-123,175.16		
DXFR	Transfer (Deduction)	0.00	1,451.39	
RXFR	Transfer (Regular)	1,548.68	0.00	
WARR	Warrants	27,300.00	0.00	
				-95,777.87
NEF0000	E&FD Board (0233)	-117,233.73		
DXFR	Transfer (Deduction)	0.00	272.66	
RXFR	Transfer (Regular)	117,498.21	29.36	
WARR	Warrants	26.80	0.00	
				-10.74
NEM0001	ADEM-Radiological Emrg-Int T	-113,269.46		
DXFR	Transfer (Deduction)	0.00	1,511.51	
RXFR	Transfer (Regular)	0.00	7,500.00	
WARR	Warrants	1,360.49	0.00	
				-120,920.48
NEM0002	ADEM-Oprs-Int Treas	-185,533.80		
DXFR	Transfer (Deduction)	0.00	2,413.64	
RCPT	Receipt	0.00	5,000.00	
RXFR	Transfer (Regular)	5,000.00	0.00	
WARR	Warrants	2,135.10	0.00	
				-185,812.34
NEM0005	Healthier Arkansas (0995)	-4.77		
DXFR	Transfer (Deduction)	0.00	0.06	
				-4.83
NEM0006	911 Rural Enhance-Cash in Tre	-647,180.92		
DXFR	Transfer (Deduction)	0.00	16,511.07	
RCPT	Receipt	0.00	2,250,000.00	
RXFR	Transfer (Regular)	16,704.60	0.00	
WARR	Warrants	614,629.62	0.00	
				-2,282,357.77
NEM0007	School Panic Button (0995)	-1,084.11		
DXFR	Transfer (Deduction)	0.00	14.04	
				-1,098.15
NEM0009	State Farm Earthquake (0995)	0.00		
RXFR	Transfer (Regular)	0.00	5,000.00	
				-5,000.00
NEQ0100	Energy Efficien Ark Prog Cash	-1,111,292.55		
DXFR	Transfer (Deduction)	0.00	13,092.93	
RCPT	Receipt	0.00	5,780.13	
RXFR	Transfer (Regular)	54,275.13	0.00	
WARR	Warrants	167,628.71	0.00	
				-908,261.77
NEQ0200	Clean Cities Coalition19-4-503	-80,346.33		
DXFR	Transfer (Deduction)	0.00	1,025.49	
RCPT	Receipt	0.00	2,500.00	
WARR	Warrants	2,584.36	0.00	
				-81,287.46
NEQ0300	Gaseous Fuels Rebate Progra	-437,210.68		
DXFR	Transfer (Deduction)	0.00	5,660.94	
				-442,871.62
NEQ0400	Energy Perf Contact Program	-157,307.07		

Fund Transaction by Type

Start Date:7/1/18 End Date:12/31/18

Fund	Fund Description	Beginning Balance	Ending Balance
Type	Type Description	Debits	Credits
DXFR	Transfer (Deduction)	0.00	2,036.79
			-159,343.86
NES0000	PELS Treasury Pay	-854,070.39	
DXFR	Transfer (Deduction)	0.00	10,596.37
RCPT	Receipt	0.00	471,285.00
RXFR	Transfer (Regular)	174,182.50	5.59
WARR	Warrants	54,176.40	0.00
			-1,107,598.45
NET0001	ETV-Oprs-Interest Treas	-540,443.98	
DXFR	Transfer (Deduction)	0.00	9,120.10
RADJ	Receipt Adjustment	15,983.33	15,983.33
RCPT	Receipt	0.00	462,796.47
RXFR	Transfer (Regular)	276,257.58	516,365.46
WARR	Warrants	922,367.10	0.00
			-330,101.33
NET0002	ETV-Cmty Serv Grnt A-Int Trea	-1,542,206.12	
DXFR	Transfer (Deduction)	0.00	19,477.77
RCPT	Receipt	0.00	1,541,611.00
RXFR	Transfer (Regular)	78,545.15	251,296.28
WARR	Warrants	1,676,557.38	0.00
			-1,599,488.64
NET0003	ETV-ADE Prof Dev (0516)	-657,039.37	
DXFR	Transfer (Deduction)	0.00	15,403.29
RCPT	Receipt	0.00	314.72
RXFR	Transfer (Regular)	1,188,075.60	2,857,699.05
WARR	Warrants	601,005.85	0.00
			-1,741,374.98
NFA0003	DFA-Training-Int Treas	-435,192.16	
DXFR	Transfer (Deduction)	0.00	5,516.58
RCPT	Receipt	0.00	68,085.00
WARR	Warrants	47,449.47	0.00
			-461,344.27
NFA0004	DFA-EBD-Cash Fund	-52,685.65	
DXFR	Transfer (Deduction)	0.00	4,150.72
RCPT	Receipt	0.00	425,000.00
RXFR	Transfer (Regular)	187,413.43	7.65
WARR	Warrants	27,776.34	0.00
			-266,654.25
NFA0007	DFA-Vendor Fees-Int Treas	-402,407.74	
DXFR	Transfer (Deduction)	0.00	5,260.37
RCPT	Receipt	0.00	9,524.55
WARR	Warrants	162.75	0.00
			-417,029.91
NFA0009	DFA-Boards & Comm. Semina	-6,127.84	
DXFR	Transfer (Deduction)	0.00	79.34
			-6,207.18
NFA0010	DFA OSP Rebates	-1,587,402.31	
DXFR	Transfer (Deduction)	0.00	21,057.00
RADJ	Receipt Adjustment	10,409.19	10,409.19
RCPT	Receipt	0.00	113,966.97
RXFR	Transfer (Regular)	7,729.22	3,594.30

Fund Transaction by Type

Start Date:7/1/18 End Date:12/31/18

Fund	Fund Description	Beginning Balance		Ending Balance
Type	Type Description	Debits	Credits	
WARR	Warrants	22,898.17	0.00	
				-1,695,393.19
NFA0011	DFA EBD CMS	-70,718.73		
DXFR	Transfer (Deduction)	0.00	4,308.77	
RCPT	Receipt	0.00	425,000.00	
RXFR	Transfer (Regular)	201,918.26	0.01	
WARR	Warrants	25,262.04	0.00	
				-272,847.21
NFA0012	IRC Treas Cash Conf Fee (0610)	-23,143.63		
DXFR	Transfer (Deduction)	0.00	331.39	
RCPT	Receipt	0.00	13,962.00	
RXFR	Transfer (Regular)	716.15	37.00	
WARR	Warrants	10,183.40	0.00	
				-26,574.47
NFA0013	ODP-DHS Ext Proc Consult Tr	-1,354.24		
DXFR	Transfer (Deduction)	0.00	81.65	
RXFR	Transfer (Regular)	0.00	52,270.00	
WARR	Warrants	52,270.00	0.00	
				-1,435.89
NFA0014	DFA Epayables Rebates (0610)	0.00		
DXFR	Transfer (Deduction)	0.00	120.45	
RCPT	Receipt	0.00	40,937.77	
RXFR	Transfer (Regular)	0.00	11,784.50	
				-52,842.72
NFC0100	Agri Dept AFC (0400)	-128.91		
DXFR	Transfer (Deduction)	0.00	1.66	
				-130.57
NGC0000	Geology Comm-Interest Treas	-1,138.95		
DXFR	Transfer (Deduction)	0.00	14.75	
				-1,153.70
NGC0100	AGS Private Grants Cash/Trea	-3,495.54		
DXFR	Transfer (Deduction)	0.00	45.27	
				-3,540.81
NGC0200	Registral Prof Geologist-CIT	-70,725.61		
DXFR	Transfer (Deduction)	0.00	798.63	
RCPT	Receipt	0.00	7,770.00	
RXFR	Transfer (Regular)	18,564.90	0.00	
WARR	Warrants	11,658.71	0.00	
				-49,070.63
NGM0000	Governor's Mansion 609/09 S	-153,372.62		
DXFR	Transfer (Deduction)	0.00	1,894.61	
RCPT	Receipt	0.00	150,212.60	
WARR	Warrants	137,017.82	0.00	
				-168,462.01
NHE0000	SBHE-Interest Treas	-8,263.29		
DXFR	Transfer (Deduction)	0.00	119.39	
RCPT	Receipt	0.00	4,386.00	
RXFR	Transfer (Regular)	781.90	150,161.00	
WARR	Warrants	3,853.88	0.00	
				-158,293.90
NHE0100	College Goal Sunday (0700)	-513.39		

Fund Transaction by Type

Start Date: 7/1/18 End Date: 12/31/18

Fund	Fund Description	Beginning Balance	Ending Balance
Type	Type Description	Debits	Credits
DXFR	Transfer (Deduction)	0.00	6.65
			-520.04
NHE0200	Achieving the Dream (0700)	-1,049.52	
DXFR	Transfer (Deduction)	0.00	13.60
			-1,063.12
NHE0300	Policy Sol-Adult Learners(0700)	-16,317.03	
DXFR	Transfer (Deduction)	0.00	154.65
RCPT	Receipt	0.00	30.00
RXFR	Transfer (Regular)	30.00	0.00
WARR	Warrants	15,081.41	0.00
			-1,390.27
NHE0400	MahlonMartin Scholarship(0700)	-87,035.89	
DXFR	Transfer (Deduction)	0.00	1,126.93
			-88,162.82
NHE0500	Statewide Conf-Higher Ed (0700)	-16,698.07	
DXFR	Transfer (Deduction)	0.00	180.18
RCPT	Receipt	0.00	2,500.00
RXFR	Transfer (Regular)	0.00	30.00
WARR	Warrants	4,518.38	0.00
			-14,889.87
NHE0600	ADHE College Access Challen	-295,167.91	
DXFR	Transfer (Deduction)	0.00	3,821.81
			-298,989.72
NHE0700	Complete College America (0700)	-104.24	
DXFR	Transfer (Deduction)	0.00	1.35
			-105.59
NHE0800	ADHE Student Info System (0700)	-246,668.56	
DXFR	Transfer (Deduction)	0.00	3,187.09
RXFR	Transfer (Regular)	38,360.00	0.00
WARR	Warrants	50,645.65	0.00
			-160,850.00
NHE0900	Career Coachees Prog-Tanf	-68,805.69	
DXFR	Transfer (Deduction)	0.00	513.40
RXFR	Transfer (Regular)	0.00	24,309.77
WARR	Warrants	93,115.46	0.00
			-513.40
NHS0102	DHS-Vol-Citizens Part-Int Trea	-10,443.24	
DXFR	Transfer (Deduction)	0.00	135.22
			-10,578.46
NHS0103	DHS-Residents Benefits-Int Tr	-25,307.57	
DXFR	Transfer (Deduction)	0.00	353.75
RCPT	Receipt	0.00	7,373.60
WARR	Warrants	1,125.37	0.00
			-31,909.55
NHS0110	DHS-DCCEC-Int Treas	-25,248.89	
DXFR	Transfer (Deduction)	0.00	333.34
RCPT	Receipt	0.00	2,088.86
			-27,671.09
NHS0201	DCO-Commodity Distr-Int Trea	-140,830.95	
DXFR	Transfer (Deduction)	0.00	1,824.00

Fund Transaction by Type

Start Date:7/1/18 End Date:12/31/18

Fund	Fund Description	Beginning Balance		Ending Balance
Type	Type Description	Debits	Credits	
WARR	Warrants	25,538.11	0.00	
				-117,116.84
NHS0401	Ash-Patients Benefits-Int Trea	-10,155.48		
DXFR	Transfer (Deduction)	0.00	143.84	
RCPT	Receipt	0.00	3,418.87	
				-13,718.19
NHS0701	DO-At Risk Youth Grant (0710)	-422.07		
DXFR	Transfer (Deduction)	0.00	5.47	
				-427.54
NLC0000	Contractor's Lic Brd (0224)	-1,834,208.45		
COFF	Checks Charged Off	23,800.00	2,750.00	
DXFR	Transfer (Deduction)	0.00	21,892.63	
RCPT	Receipt	0.00	539,132.22	
RXFR	Transfer (Regular)	453,188.91	878.41	
WARR	Warrants	346,437.75	0.00	
				-1,575,435.05
NMD0001	Military-Oprs-Int Treas	-1,143,184.81		
DXFR	Transfer (Deduction)	0.00	13,498.84	
RCPT	Receipt	0.00	35,706.00	
RXFR	Transfer (Regular)	0.00	37,117.90	
WARR	Warrants	323,776.16	0.00	
				-905,731.39
NMD0002	Military-Counterdrug-Int Treas	-71,843.47		
DXFR	Transfer (Deduction)	0.00	918.95	
RCPT	Receipt	0.00	1,425.00	
WARR	Warrants	5,334.22	0.00	
				-68,853.20
NMD0008	MIL TIMBER ACCOUNT	-117,168.71		
DXFR	Transfer (Deduction)	0.00	1,468.47	
RXFR	Transfer (Regular)	12,642.14	12,642.14	
WARR	Warrants	7,846.02	0.00	
				-110,791.16
NMD0011	Camp Robinson PublicUse (09)	-88,286.51		
DXFR	Transfer (Deduction)	0.00	1,142.55	
RADJ	Receipt Adjustment	220.00	220.00	
RCPT	Receipt	0.00	20,830.00	
RXFR	Transfer (Regular)	12,642.14	0.00	
WARR	Warrants	3,185.68	0.00	
				-94,431.24
NMD0012	Camp Robinson Trafc Crt (097)	-11,180.24		
DXFR	Transfer (Deduction)	0.00	125.87	
RCPT	Receipt	0.00	1,400.00	
WARR	Warrants	3,062.24	0.00	
				-9,643.87
NMH0000	Minority Hlth Cash/Treasury(0:	-26,370.81		
DXFR	Transfer (Deduction)	0.00	342.46	
RCPT	Receipt	0.00	1,367.35	
RXFR	Transfer (Regular)	0.00	222.89	
				-28,303.51
NMI0000	OMIG-CASH (0035)	-10,294.35		
DXFR	Transfer (Deduction)	0.00	39.74	

Fund Transaction by Type

Start Date:7/1/18 End Date:12/31/18

Fund	Fund Description	Beginning Balance		Ending Balance
Type	Type Description	Debits	Credits	
RXFR	Transfer (Regular)	64,186.49	74,795.67	
WARR	Warrants	19,369.92	0.00	
				-1,573.35
NMK0000	MLK-Treasury Cash (0318)	-1,065.72		
DXFR	Transfer (Deduction)	0.00	15.48	
RXFR	Transfer (Regular)	0.00	429.40	
				-1,510.60
NMV0000	MV Special Plates State (0630)	-136,314.17		
RXFR	Transfer (Regular)	0.00	677,770.21	
WARR	Warrants	739,985.34	0.00	
				-74,099.04
NMV0001	MVSpecial PlatesNonState (06	-131,283.33		
RXFR	Transfer (Regular)	0.00	620,976.39	
WARR	Warrants	660,194.00	0.00	
				-92,065.72
NMV0002	IRP Refunds (0630)	-4,153,758.09		
DXFR	Transfer (Deduction)	0.00	74,767.51	
RXFR	Transfer (Regular)	23,363,439.95	23,849,603.43	
WARR	Warrants	11,598.83	0.00	
				-4,703,090.25
NMV0004	Prepaid Wireless Col	-439,460.83		
DXFR	Transfer (Deduction)	0.00	4,721.81	
RXFR	Transfer (Regular)	33,275.94	2,602,858.38	
WARR	Warrants	2,576,879.38	0.00	
				-436,885.70
NMV0005	DFA REV-Asbestos-Cash in Tr	-4,205.66		
DXFR	Transfer (Deduction)	0.00	54.46	
				-4,260.12
NNB0000	ASNB Nurse Ed Workshop	-6,621.12		
DXFR	Transfer (Deduction)	0.00	64.17	
WARR	Warrants	5,350.00	0.00	
				-1,335.29
NNB0100	Bkgrnd Ck-Cash in Treasury02	-31,273.98		
DXFR	Transfer (Deduction)	0.00	235.80	
RCPT	Receipt	0.00	68,145.00	
WARR	Warrants	75,110.00	0.00	
				-24,544.78
NNB0200	Nursing Scholar Loan 9/09	-114,133.85		
DXFR	Transfer (Deduction)	0.00	1,449.66	
RCPT	Receipt	0.00	2,358.00	
WARR	Warrants	10,800.00	0.00	
				-107,141.51
NNH0110	DAH-DCC Interest (0865)	-50,846.35		
DXFR	Transfer (Deduction)	0.00	544.61	
RCPT	Receipt	0.00	7,200.00	
WARR	Warrants	45,015.75	0.00	
				-13,575.21
NNH0201	DAH AAC Treasury Cash	-128,143.42		
DXFR	Transfer (Deduction)	0.00	1,124.12	
RCPT	Receipt	0.00	1,252.50	
WARR	Warrants	83,132.07	0.00	

Fund Transaction by Type

Start Date:7/1/18 End Date:12/31/18

Fund	Fund Description	Beginning Balance		Ending Balance
Type	Type Description	Debits	Credits	
				-47,387.97
NNH0202	SallyWilliams Artist Fd (0870)	-21,944.09		
DXFR	Transfer (Deduction)	0.00	237.47	
WARR	Warrants	8,912.00	0.00	
				-13,269.56
NNH0310	DAH-Old St Hs (0865)	-189,707.77		
DXFR	Transfer (Deduction)	0.00	2,495.88	
RCPT	Receipt	0.00	3,360.00	
				-195,563.65
NNH0320	Ark Cmtve-Trapnall H (0865)	-59,224.10		
DXFR	Transfer (Deduction)	0.00	769.13	
RCPT	Receipt	0.00	12,200.00	
RXFR	Transfer (Regular)	2,228.60	3,003.06	
WARR	Warrants	10,305.56	0.00	
				-62,662.13
NNH0340	Ark Cmtve-Gift Shop (0865)	-32.28		
DXFR	Transfer (Deduction)	0.00	20.60	
RCPT	Receipt	0.00	13,541.24	
WARR	Warrants	9,525.12	0.00	
				-4,069.00
NNH0430	DAH-Main Street (0865)	-10,843.52		
DXFR	Transfer (Deduction)	0.00	191.58	
RCPT	Receipt	0.00	19,725.00	
WARR	Warrants	18,377.00	0.00	
				-12,383.10
NNH0440	DAH-AHPP Cash/Treas (0865)	-293,736.31		
DXFR	Transfer (Deduction)	0.00	3,921.67	
RCPT	Receipt	0.00	23,080.45	
				-320,738.43
NNH0510	Ntl Hrtg-Stewardship (0865)	-956,988.57		
DXFR	Transfer (Deduction)	0.00	14,268.64	
RCPT	Receipt	0.00	609,893.06	
WARR	Warrants	17,585.23	0.00	
				-1,563,565.04
NNH0530	Ntl Hrtg-Oprs (0865)	-40,716.09		
COFF	Checks Charged Off	43.50	0.00	
DXFR	Transfer (Deduction)	0.00	604.74	
RCPT	Receipt	0.00	11,291.83	
				-52,569.16
NNH0610	ATR-Oprs (0865)	-4,448.72		
DXFR	Transfer (Deduction)	0.00	55.66	
RCPT	Receipt	0.00	15,903.88	
RXFR	Transfer (Regular)	17,749.06	0.00	
				-2,659.20
NNH0620	ATR-Salaries (0865)	-0.26		
DXFR	Transfer (Deduction)	0.00	19.13	
RCPT	Receipt	0.00	61,600.00	
RXFR	Transfer (Regular)	85,893.04	24,309.45	
				-35.80
NNH0630	ATR-Oprs (0865)	-6,867.89		
DXFR	Transfer (Deduction)	0.00	56.32	

Fund Transaction by Type

Start Date:7/1/18 End Date:12/31/18

Fund	Fund Description	Beginning Balance		Ending Balance
Type	Type Description	Debits	Credits	
RCPT	Receipt	0.00	28,007.20	
RXFR	Transfer (Regular)	6,562.30	0.00	
WARR	Warrants	26,474.73	0.00	
				-1,894.38
NNH0701	DAH-CA-Cash in Treas (0865)	-5,646.86		
DXFR	Transfer (Deduction)	0.00	20.12	
RXFR	Transfer (Regular)	5,666.98	0.00	
				0.00
NNH0710	DAH-St Archives Cash (0865)	-24,041.29		
DXFR	Transfer (Deduction)	0.00	376.16	
RCPT	Receipt	0.00	22,573.44	
RXFR	Transfer (Regular)	764.23	5,666.98	
WARR	Warrants	12,867.90	0.00	
				-39,025.74
NNH0910	DAH Mos Tmplr Cash (0865)	-48,734.58		
DXFR	Transfer (Deduction)	0.00	541.15	
RADJ	Receipt Adjustment	25.00	25.00	
RCPT	Receipt	0.00	7,388.17	
SDIS	Distribution (Special Fund)	0.00	0.00	
SPEC	Special Reversing Entry	25.00	25.00	
WARR	Warrants	27,941.38	0.00	
				-28,722.52
NPB0000	Pharmacy Ckg-Int Treas	-2,375,736.17		
COFF	Checks Charged Off	210.00	0.00	
DXFR	Transfer (Deduction)	0.00	28,474.57	
RCPT	Receipt	0.00	1,361,173.98	
RXFR	Transfer (Regular)	625,988.08	39.60	
WARR	Warrants	273,497.47	0.00	
				-2,865,728.77
NPB0100	Pharmacy Student 772/09	-2,858.60		
DXFR	Transfer (Deduction)	0.00	37.02	
				-2,895.62
NPB0200	Loans/Scholarships (0283)	-387.66		
DXFR	Transfer (Deduction)	0.00	5.02	
				-392.68
NPC0200	ADHE PVC Cash (0700)	-13,377.33		
DXFR	Transfer (Deduction)	0.00	173.20	
				-13,550.53
NPM0000	Podiatry Medicine Board-Cash	0.00		
DXFR	Transfer (Deduction)	0.00	968.11	
RCPT	Receipt	0.00	211,196.20	
				-212,164.31
NPS0000	Brd Prof Soil Classifiers Cash	0.00		
DXFR	Transfer (Deduction)	0.00	49.46	
RCPT	Receipt	0.00	13,148.90	
				-13,198.36
NPT0101	PT-Tourism Oprs-Int Treas	-16,622.80		
DXFR	Transfer (Deduction)	0.00	162.08	
RXFR	Transfer (Regular)	0.00	112.50	
WARR	Warrants	6,862.04	0.00	
				-10,035.34

Fund Transaction by Type

Start Date:7/1/18 End Date:12/31/18

Fund	Fund Description	Beginning Balance		Ending Balance
Type	Type Description	Debits	Credits	
NPT0102	PT-Hall of Fame-Int Treas			-143.26
DXFR	Transfer (Deduction)	0.00	0.28	
WARR	Warrants	143.26	0.00	
				-0.28
NPT0104	PT-Sweep-Int Treas			-11,773,675.30
DXFR	Transfer (Deduction)	0.00	130,167.95	
RADJ	Receipt Adjustment	100,271.84	271.84	
RCPT	Receipt	0.00	14,814,455.45	
RXFR	Transfer (Regular)	8,234,623.40	383,767.53	
WARR	Warrants	9,657,523.15	0.00	
				-9,109,919.68
NPT0204	War Memorial Cash (0900)			-437,272.91
DXFR	Transfer (Deduction)	0.00	6,253.89	
RADJ	Receipt Adjustment	9,572.50	109,572.50	
RCPT	Receipt	0.00	1,595,416.05	
RXFR	Transfer (Regular)	55,230.27	3,423.44	
WARR	Warrants	1,332,463.23	0.00	
				-754,672.79
NRC0000	RACING LIC APPL (0631)			-741,414.88
DXFR	Transfer (Deduction)	0.00	9,748.24	
RCPT	Receipt	0.00	33,830.00	
RXFR	Transfer (Regular)	32,493.17	119,700.00	
WARR	Warrants	28,043.91	0.00	
				-844,156.04
NRE0001	Real Estate-Int Treas			-1,275,976.79
COFF	Checks Charged Off	230.00	0.00	
DXFR	Transfer (Deduction)	0.00	17,509.29	
RADJ	Receipt Adjustment	0.00	0.50	
RCPT	Receipt	0.00	976,968.71	
RXFR	Transfer (Regular)	379,157.90	2,902.47	
WARR	Warrants	395,043.90	0.00	
				-1,498,925.96
NRE0002	Real Estate-Ckg-Int Treas			-627,548.65
COFF	Checks Charged Off	25.00	0.00	
DXFR	Transfer (Deduction)	0.00	8,195.99	
RADJ	Receipt Adjustment	0.50	0.00	
RCPT	Receipt	0.00	17,488.29	
WARR	Warrants	3,703.79	0.00	
				-649,503.64
NRF0000	Bd Reg Foresters Op (0239)			-95,956.16
DXFR	Transfer (Deduction)	0.00	1,213.05	
RCPT	Receipt	0.00	7,511.91	
RXFR	Transfer (Regular)	4,193.07	0.00	
WARR	Warrants	2,468.60	0.00	
				-98,019.45
NRS0001	Rehab-Tech Eqpt-Int Treas			-453,178.59
COFF	Checks Charged Off	845.00	0.00	
DXFR	Transfer (Deduction)	0.00	6,830.55	
RCPT	Receipt	0.00	192,131.98	
				-651,296.12
NRS0002	Rehab-HSRC Ops-Int Treas			-155,900.60

Fund Transaction by Type

Start Date:7/1/18 End Date:12/31/18

Fund	Fund Description	Beginning Balance		Ending Balance
Type	Type Description	Debits	Credits	
DXFR	Transfer (Deduction)	0.00	1,507.93	
RCPT	Receipt	0.00	218,800.72	
RXFR	Transfer (Regular)	197,860.96	0.00	
WARR	Warrants	108,073.00	0.00	
				-70,275.29
NSA0000	Brd Examiners Speech-Lang 0	-1,591,892.92		
COFF	Checks Charged Off	560.00	0.00	
DXFR	Transfer (Deduction)	0.00	20,962.28	
RCPT	Receipt	0.00	87,431.18	
RXFR	Transfer (Regular)	35,233.76	66.16	
TELL	Teller	0.00	280.00	
WARR	Warrants	21,585.38	0.00	
				-1,643,253.40
NSC0001	Spinal Cord-Take Cntrl-Interes	-118,144.63		
DXFR	Transfer (Deduction)	0.00	1,505.75	
RCPT	Receipt	0.00	9,680.00	
RXFR	Transfer (Regular)	68.82	0.00	
WARR	Warrants	13,724.02	0.00	
				-115,537.54
NSF0000	Three Rivers Study - CIT	-246.17		
DXFR	Transfer (Deduction)	0.00	51.53	
RCPT	Receipt	0.00	40,000.00	
				-40,297.70
NSL0200	State Library Gates Grant	-13,116.77		
DXFR	Transfer (Deduction)	0.00	204.48	
RCPT	Receipt	0.00	7,500.00	
				-20,821.25
NSP0300	Troop K Cont-Cash (0960)	-64.23		
DXFR	Transfer (Deduction)	0.00	0.83	
				-65.06
NSP0400	CHCL Cash Fund (0960)	-660.70		
DXFR	Transfer (Deduction)	0.00	5.33	
RXFR	Transfer (Regular)	552.87	0.00	
WARR	Warrants	20.05	0.00	
				-93.11
NSP0600	ADFA BOND LOAN FOR CONS	-318,615.39		
DXFR	Transfer (Deduction)	0.00	3,533.00	
RXFR	Transfer (Regular)	0.00	899.05	
WARR	Warrants	108,286.86	0.00	
				-214,760.58
NSS0005	Capitol Bldg&Grds Restor (00	-123,955.66		
DXFR	Transfer (Deduction)	0.00	320.49	
WARR	Warrants	123,207.07	0.00	
				-1,069.08
NSS0009	SOS - Misc Projects	-23,610.77		
DXFR	Transfer (Deduction)	0.00	287.02	
WARR	Warrants	1,792.93	0.00	
				-22,104.86
NSS0100	SOS HAVA State Match (0063)	-1.56		
WARR	Warrants	1.56	0.00	
				0.00

Fund Transaction by Type

Start Date:7/1/18 End Date:12/31/18

Fund	Fund Description	Beginning Balance		Ending Balance
Type	Type Description	Debits	Credits	
NST0101	AEDC-S/T WinRock (790)	-37,733.44		
DXFR	Transfer (Deduction)	0.00	488.56	
				-38,222.00
NST0601	AEDC-S/T Seed Cap (790)	-1,383,014.17		
DXFR	Transfer (Deduction)	0.00	18,082.18	
RCPT	Receipt	0.00	535,697.38	
WARR	Warrants	500,000.00	0.00	
				-1,436,793.73
NST0701	AEDC-SciTech Industr (790)	-236,759.83		
DXFR	Transfer (Deduction)	0.00	2,953.66	
WARR	Warrants	56,704.31	0.00	
				-183,009.18
NST0901	AEDC-AR Mfg Ext Ntwk (790)	-1,588,188.76		
DXFR	Transfer (Deduction)	0.00	20,221.26	
RCPT	Receipt	0.00	268,893.34	
RXFR	Transfer (Regular)	177,479.63	25,111.43	
WARR	Warrants	134,556.42	0.00	
				-1,590,378.74
NST1001	AEDC-SciTech STEM (790)	-76.28		
DXFR	Transfer (Deduction)	0.00	0.98	
				-77.26
NSW0101	Soil & Water-Travel-Interest T	-5,331,398.54		
DXFR	Transfer (Deduction)	0.00	62,952.06	
RCPT	Receipt	0.00	1,823,976.62	
RXFR	Transfer (Regular)	80,830.40	3,362.43	
WARR	Warrants	2,270,937.79	0.00	
				-4,869,921.46
NSW0106	Soil & Water-Dam Permit Fees	-620,096.74		
DXFR	Transfer (Deduction)	0.00	8,376.00	
RCPT	Receipt	0.00	217,440.70	
RXFR	Transfer (Regular)	7,894.29	27,419.38	
WARR	Warrants	160,762.09	0.00	
				-704,676.44
NSW0107	Soil & Water-Gpm-Interest Tre:	-299,910.09		
COFF	Checks Charged Off	3.33	0.00	
DXFR	Transfer (Deduction)	0.00	3,274.70	
RCPT	Receipt	0.00	37,770.03	
RXFR	Transfer (Regular)	94,741.95	0.00	
WARR	Warrants	14,922.73	0.00	
				-231,286.81
NSW0108	Soil & Water-Info-Educ-Int Tre	-826,703.70		
COFF	Checks Charged Off	6.67	0.00	
DXFR	Transfer (Deduction)	0.00	9,905.72	
RCPT	Receipt	0.00	145,611.69	
RXFR	Transfer (Regular)	103,587.46	143.68	
WARR	Warrants	139,100.49	0.00	
				-739,670.17
NSW0109	Soil & Water-Tax Credits-Int T	-33,739.28		
DXFR	Transfer (Deduction)	0.00	284.57	
RCPT	Receipt	0.00	13,056.38	
RXFR	Transfer (Regular)	25,455.61	0.00	

Fund Transaction by Type

Start Date:7/1/18 End Date:12/31/18

Fund	Fund Description	Beginning Balance		Ending Balance
Type	Type Description	Debits	Credits	
WARR	Warrants	10,205.95	0.00	
				-11,418.67
NSW0110	Soil & Water-Wellwtr Oprs-Int	-356,026.42		
DXFR	Transfer (Deduction)	0.00	5,599.54	
RADJ	Receipt Adjustment	270.00	270.00	
RCPT	Receipt	0.00	149,280.00	
RXFR	Transfer (Regular)	35,040.52	0.00	
WARR	Warrants	42,912.34	0.00	
				-432,953.10
NSW0111	Soil & Water-Admin Fees-Int T	-2,156,849.36		
DXFR	Transfer (Deduction)	0.00	27,793.11	
RCPT	Receipt	0.00	105,750.00	
RXFR	Transfer (Regular)	105,754.62	67,722.67	
WARR	Warrants	59,990.24	0.00	
				-2,192,370.28
NSW0112	Soil & Water-Wtlnds Mitig Bk-I	-242,804.92		
DXFR	Transfer (Deduction)	0.00	2,731.60	
RXFR	Transfer (Regular)	46,000.00	0.00	
WARR	Warrants	24,099.72	0.00	
				-175,436.80
NSW0114	Soil/Water Wtlnds Rip Tax (45%	-188,373.90		
DXFR	Transfer (Deduction)	0.00	2,487.01	
RCPT	Receipt	0.00	6,221.38	
				-197,082.29
NSW0115	SW-Forestry Grant	-130,167.03		
DXFR	Transfer (Deduction)	0.00	1,686.63	
RCPT	Receipt	0.00	2,140.97	
				-133,994.63
NSW0116	Soil & Water-Water Plan Comp	-20,700.30		
DXFR	Transfer (Deduction)	0.00	266.41	
RCPT	Receipt	0.00	600.00	
WARR	Warrants	612.88	0.00	
				-20,953.83
NSW0117	SW-Misc Fees	-15,637.07		
DXFR	Transfer (Deduction)	0.00	204.77	
RCPT	Receipt	0.00	181.26	
RXFR	Transfer (Regular)	0.00	214.55	
				-16,237.65
NSW0118	Soil & Water-Non Riparian(455	-57,100.50		
DXFR	Transfer (Deduction)	0.00	354.90	
RCPT	Receipt	0.00	3,600.00	
RXFR	Transfer (Regular)	29,360.81	46,013.80	
WARR	Warrants	55,194.33	0.00	
				-22,514.06
NSW0123	Nutrient/Poultry Litter	-2,833.59		
DXFR	Transfer (Deduction)	0.00	42.25	
RCPT	Receipt	0.00	675.00	
				-3,550.84
NSW0124	S&W Floodplain Adm(0455)	-33,799.38		
DXFR	Transfer (Deduction)	0.00	437.44	
WARR	Warrants	111.14	0.00	

Fund Transaction by Type

Start Date:7/1/18 End Date:12/31/18

Fund	Fund Description	Beginning Balance		Ending Balance
Type	Type Description	Debits	Credits	
				-34,125.68
NSW0125	ASWC TSPCA NRCS	-66,592.36		
DXFR	Transfer (Deduction)	0.00	1,008.39	
RCPT	Receipt	0.00	187,466.78	
WARR	Warrants	157,466.78	0.00	
				-97,600.75
NSW0126	ASWCC Tspca NrCs-0455	-33,789.93		
DXFR	Transfer (Deduction)	0.00	348.94	
RXFR	Transfer (Regular)	12,916.47	0.00	
WARR	Warrants	4,183.29	0.00	
				-17,039.11
NSW0129	STAG Admin of Set Aside 04	-622.89		
DXFR	Transfer (Deduction)	0.00	7.78	
				-630.67
NSW0130	USGS PAYMENT INDIRECT (04	-62,713.94		
DXFR	Transfer (Deduction)	0.00	781.63	
WARR	Warrants	3,060.49	0.00	
				-60,435.08
NSW0137	Drinking Water FY09 (0455)	-177,951.99		
DXFR	Transfer (Deduction)	0.00	1,414.95	
RCPT	Receipt	0.00	275,000.00	
RXFR	Transfer (Regular)	205,645.29	0.00	
WARR	Warrants	70,565.82	0.00	
				-178,155.83
NSW0140	NRCS-Grants to Districts (455)	0.00		
DXFR	Transfer (Deduction)	0.00	410.60	
RXFR	Transfer (Regular)	0.00	50,000.00	
WARR	Warrants	35,938.64	0.00	
				-14,471.96
NTC0000	TCB Sale to Minors Enf	-287,354.64		
DXFR	Transfer (Deduction)	0.00	4,017.97	
RXFR	Transfer (Regular)	310,201.64	446,500.00	
WARR	Warrants	124,478.58	0.00	
				-303,192.39
NTC0100	ATC Tobacco Forfeiture (0261)	-528,289.41		
DXFR	Transfer (Deduction)	0.00	6,508.14	
RADJ	Receipt Adjustment	638.75	61.25	
RCPT	Receipt	0.00	70,312.43	
WARR	Warrants	91,944.23	0.00	
				-512,588.25
NTC0200	ATC Law Enforcement Training	-4,075.05		
DXFR	Transfer (Deduction)	0.00	52.77	
				-4,127.82
NTI0000	Investment Cash (0069)	-66,060.48		
DXFR	Transfer (Deduction)	0.00	947.62	
RCPT	Receipt	0.00	115,577.32	
RXFR	Transfer (Regular)	7,240.00	0.00	
WARR	Warrants	78,181.66	0.00	
				-97,163.76
NTR0000	Towing/Recovery	-872.70		
DXFR	Transfer (Deduction)	0.00	11.70	

Fund Transaction by Type

Start Date:7/1/18 End Date:12/31/18

Fund	Fund Description	Beginning Balance		Ending Balance
Type	Type Description	Debits	Credits	
RCPT	Receipt	0.00	50.00	
				-934.40
NTS0100	ATRS-Asbestos-Cash in Treas	-1,599.83		
DXFR	Transfer (Deduction)	0.00	20.70	
				-1,620.53
NTT0000	TOWING AND REC BOARD TR	-339,701.43		
COFF	Checks Charged Off	444.00	0.00	
DXFR	Transfer (Deduction)	0.00	4,194.42	
RCPT	Receipt	0.00	116,903.44	
RXFR	Transfer (Regular)	107,270.26	0.00	
WARR	Warrants	42,370.26	0.00	
				-310,714.77
NVA0000	DVA Cash in Treasury	-1,064,608.96		
COFF	Checks Charged Off	465.00	0.00	
DXFR	Transfer (Deduction)	0.00	9,450.55	
RCPT	Receipt	0.00	4,690,286.94	
RXFR	Transfer (Regular)	5,231,754.61	2,815,991.89	
WARR	Warrants	2,692,662.42	0.00	
				-655,456.31
NVA0100	LR Veterans Home	-11,149.56		
DXFR	Transfer (Deduction)	0.00	144.35	
				-11,293.91
NVA0200	Veterans Cemetery § 19-5-107	-322,103.94		
DXFR	Transfer (Deduction)	0.00	3,262.92	
RADJ	Receipt Adjustment	300.00	24,160.00	
RCPT	Receipt	0.00	182,732.00	
RXFR	Transfer (Regular)	247,444.07	172,728.09	
WARR	Warrants	266,723.52	0.00	
				-190,519.36
NVA0300	Birdeye Cemetery Cash (0385)	-18,046.79		
DXFR	Transfer (Deduction)	0.00	387.90	
RADJ	Receipt Adjustment	24,160.00	300.00	
RCPT	Receipt	0.00	51,848.00	
WARR	Warrants	1,312.34	0.00	
				-45,110.35
NVA0700	VETERANS AFFAIRS-DONATI	-138.53		
DXFR	Transfer (Deduction)	0.00	1.71	
				-140.24
NVA0800	ADVA OFF OF ATT GEN FUND	-42,624.64		
DXFR	Transfer (Deduction)	0.00	377.18	
WARR	Warrants	30,202.91	0.00	
				-12,798.91
NVA0900	ADVA STATE VET HOME AT NI	-681,197.43		
COFF	Checks Charged Off	9,241.00	0.00	
DXFR	Transfer (Deduction)	0.00	5,281.76	
RCPT	Receipt	0.00	4,199,299.98	
RXFR	Transfer (Regular)	5,905,474.51	3,840,908.58	
WARR	Warrants	2,433,594.08	0.00	
				-378,378.16
NVAHOLD	Rainy Day Disbursement (0385)	0.00		
DXFR	Transfer (Deduction)	0.00	12,766.45	

Fund Transaction by Type

Start Date:7/1/18 End Date:12/31/18

Fund	Fund Description	Beginning Balance		Ending Balance
Type	Type Description	Debits	Credits	
RXFR	Transfer (Regular)	772,805.16	2,165,143.27	-1,405,104.56
NWC0000	Wrks Comp-Interest Treas	-44,829.11		
COFF	Checks Charged Off	375.00	0.00	
DXFR	Transfer (Deduction)	0.00	888.50	
RCPT	Receipt	0.00	71,208.51	
WARR	Warrants	63,531.92	0.00	-53,019.20
NWC0001	Workers Comp-Cash Treas (03	-96.60		
DXFR	Transfer (Deduction)	0.00	1.26	-97.86
NWS0200	Pymts Contr/Vendors TAA 081	0.00		
RCPT	Receipt	0.00	40,159.45	-40,159.45
PAB0100	Auctioneers Licensing-Payroll	-23,337.32		
RCPT	Receipt	0.00	50,000.00	
RXFR	Transfer (Regular)	37,985.03	0.00	
WARR	Warrants	2,520.00	0.00	-32,832.29
PAG0000	Agri - Paying (0400)	-61,707.52		
RXFR	Transfer (Regular)	1,245,331.80	1,363,189.30	
WARR	Warrants	149,112.83	0.00	-30,452.19
PAYROLL	Statewide Payroll Paying Acct	-514,979.35		
RCPT	Receipt	0.00	9,833.81	
RXFR	Transfer (Regular)	2,416,638.87	765,700,608.53	
WARR	Warrants	763,102,545.32	0.00	-706,237.50
PCA0100	Bd Of Collection Agencies-Pa	-36,382.20		
RCPT	Receipt	0.00	140,000.00	
RXFR	Transfer (Regular)	109,647.13	0.00	
WARR	Warrants	10,080.00	0.00	-56,655.07
PER0100	Educ Rehab Paying-Fed Admi	-42,525.63		
RCPT	Receipt	0.00	619.50	
RXFR	Transfer (Regular)	200,000.00	708,219.77	
WARR	Warrants	531,989.42	0.00	-19,375.48
PER0200	Educ Rehab Paying-Prch Serv	-700,876.82		
RCPT	Receipt	0.00	21,158,085.97	
RXFR	Transfer (Regular)	18,002,032.60	4,060,177.18	
WARR	Warrants	7,519,087.13	0.00	-398,020.24
PER0300	Educ Rehab Paying-Grants	-669,421.78		
RCPT	Receipt	0.00	1,612,483.97	
RXFR	Transfer (Regular)	720,095.29	9,517,998.65	
WARR	Warrants	10,451,904.87	0.00	-627,904.24
PER0500	Educ Rehab Paying-Grants	-22,715.55		
RCPT	Receipt	0.00	301,782.00	
RXFR	Transfer (Regular)	176,901.17	100,000.00	

Fund Transaction by Type

Start Date: 7/1/18 End Date: 12/31/18

Fund	Fund Description	Beginning Balance		Ending Balance
Type	Type Description	Debits	Credits	
WARR	Warrants	125,822.70	0.00	
				-121,773.68
PFA0100	AR Dev Fin Auth Paying Oprs	0.00		
RCPT	Receipt	0.00	2,237,931.07	
RXFR	Transfer (Regular)	1,971,974.95	0.00	
WARR	Warrants	265,956.12	0.00	
				0.00
PGP0000	Optometry Bd-Paying Acct	-15,106.46		
RCPT	Receipt	0.00	51,000.00	
RXFR	Transfer (Regular)	49,305.47	0.00	
WARR	Warrants	5,040.00	0.00	
				-11,760.99
PHA0000	Hearing Aid Dispensers-Paying	-4,184.83		
RCPT	Receipt	0.00	20,000.00	
RXFR	Transfer (Regular)	11,128.44	0.00	
				-13,056.39
PHD0000	Health Oper § 19-5-104	-4,824,845.06		
RADJ	Receipt Adjustment	12.36	12.36	
RCPT	Receipt	0.00	40,584,597.95	
RXFR	Transfer (Regular)	69,557,951.08	72,320,211.46	
WARR	Warrants	44,464,000.25	0.00	
				-3,707,703.14
PLA0000	Ark Lottery Payroll (0613)	0.00		
RCPT	Receipt	0.00	2,297,717.19	
RXFR	Transfer (Regular)	2,297,717.19	0.00	
				0.00
PMB0100	State Medical Bd Payroll	-391,507.27		
RCPT	Receipt	0.00	1,000,000.00	
RXFR	Transfer (Regular)	845,055.34	0.00	
WARR	Warrants	113,400.00	0.00	
				-433,051.93
PPA0100	Accounting Board-Payroll	-49,469.20		
RCPT	Receipt	0.00	325,000.00	
RXFR	Transfer (Regular)	285,133.23	0.00	
WARR	Warrants	24,400.44	0.00	
				-64,935.53
PSL0200	ADFA Stud Loans Sal (0395)	0.00		
RCPT	Receipt	0.00	244,472.70	
RXFR	Transfer (Regular)	224,312.70	0.00	
WARR	Warrants	20,160.00	0.00	
				0.00
PTA4000	Dept Of Human Svcs-Medsvcs	-4,237.62		
RCPT	Receipt	0.00	16,140.26	
RXFR	Transfer (Regular)	29,302.48	16,329.54	
WARR	Warrants	3,015.63	0.00	
				-4,389.31
PTA4500	Dept Of Human Svcs-Co Oprs	-422,386.60		
RCPT	Receipt	0.00	692,314.46	
RXFR	Transfer (Regular)	801,285.88	137,510.79	
WARR	Warrants	108,971.71	0.00	
				-341,954.26

Fund Transaction by Type

Start Date:7/1/18 End Date:12/31/18

Fund	Fund Description	Beginning Balance	Ending Balance
Type	Type Description	Debits	Credits
PTA7000	DPSQA Tobacco Settlement (0)	0.00	
RCPT	Receipt	0.00	236,946.07
RXFR	Transfer (Regular)	403,292.35	271,721.00
WARR	Warrants	86,002.77	0.00
			-19,371.95
PTD8100	Tobacco DD Pay-Prescr Drugs	-36,986.03	
RCPT	Receipt	0.00	84,168.49
RXFR	Transfer (Regular)	0.00	2,768,962.45
WARR	Warrants	2,853,276.63	0.00
			-36,840.34
PTD8600	Tobacco DD Pay-Hosp Med Se	-890,360.67	
RCPT	Receipt	0.00	9,181,573.67
RXFR	Transfer (Regular)	0.00	3,529,901.03
WARR	Warrants	12,988,963.92	0.00
			-612,871.45
PTP0100	Bd of Physical Therapy-Payrol	-20,522.98	
RCPT	Receipt	0.00	60,000.00
RXFR	Transfer (Regular)	55,590.12	0.00
WARR	Warrants	10,080.00	0.00
			-14,852.86
PVN0100	Northwest TI-Payroll Paying	-129,283.72	
RCPT	Receipt	0.00	400,000.00
RXFR	Transfer (Regular)	449,407.71	0.00
WARR	Warrants	32,760.00	0.00
			-47,116.01
PWD7500	Dept Of Human Svcs-Tea Emp	-572,754.00	
RXFR	Transfer (Regular)	0.00	239,888.00
WARR	Warrants	361,182.00	0.00
			-451,460.00
PWD7600	DHS-Delay Grnts-AFDC	-58,473.41	
RCPT	Receipt	0.00	8,388.18
RXFR	Transfer (Regular)	90,159.83	2,424,162.01
WARR	Warrants	2,238,182.63	0.00
			-162,681.14
PWD7700	DHS-Nrs Hm Vndr Payments	-8,746,620.59	
RCPT	Receipt	0.00	228,981,764.61
RXFR	Transfer (Regular)	4,800,112.07	98,973,318.58
WARR	Warrants	323,645,674.30	0.00
			-8,255,917.41
PWD7701	Nursing Home Receivership	0.00	
RXFR	Transfer (Regular)	0.00	485,464.43
WARR	Warrants	468,350.19	0.00
			-17,114.24
PWD8100	DHS-DrugVenPay-FamPlan	-10,704,435.38	
RCPT	Receipt	0.00	56,423,233.38
RXFR	Transfer (Regular)	0.00	185,752,929.93
WARR	Warrants	240,830,665.64	0.00
			-12,049,933.05
PWD8200	DHS-Peer Revw-Phrmcy Audit	-74,270.38	
RCPT	Receipt	0.00	36,558.29
RXFR	Transfer (Regular)	0.00	34,674.98

Fund Transaction by Type

Start Date:7/1/18 End Date:12/31/18

Fund	Fund Description	Beginning Balance		Ending Balance
Type	Type Description	Debits	Credits	
WARR	Warrants	52,833.21	0.00	
				-92,670.44
PWD8600	DHS-Hosp/Med Vendor	-7,131,334.56		
COFF	Checks Charged Off	19,869.43	0.00	
RCPT	Receipt	0.00	2,058,742,665.91	
RXFR	Transfer (Regular)	17,015,991.85	578,851,823.08	
WARR	Warrants	2,599,975,552.84	0.00	
				-27,714,409.43
PWD8700	DHS-Med Assist Prg Admin	-3,104,114.01		
RCPT	Receipt	0.00	11,269,633.79	
RXFR	Transfer (Regular)	9,345,095.40	4,437,298.88	
WARR	Warrants	5,667,430.90	0.00	
				-3,798,520.38
PWD8900	DHS-Med Assist Prg Peer Rev	-1,585,921.62		
RCPT	Receipt	0.00	83,814,557.12	
RXFR	Transfer (Regular)	8.26	42,871,336.29	
WARR	Warrants	120,652,895.20	0.00	
				-7,618,911.57
PWD9400	DHS-Lng Trm Care Prof Contrs	-558,865.03		
RCPT	Receipt	0.00	613,854.30	
RXFR	Transfer (Regular)	0.00	317,162.31	
WARR	Warrants	812,023.77	0.00	
				-677,857.87
PWD9600	DHS ARKIDS B Prg	-7,711,066.64		
RCPT	Receipt	0.00	39,350,480.74	
RXFR	Transfer (Regular)	1,113,761.52	4,125,621.61	
WARR	Warrants	42,815,567.63	0.00	
				-7,257,839.84
PWE1400	DHS-SSvs Blk Grnt-Title XX	-49,013.90		
RCPT	Receipt	0.00	219,037.50	
RXFR	Transfer (Regular)	219,037.50	0.00	
				-49,013.90
PWE1500	DHS-Older Wrkr Prgm	-33,414.91		
RCPT	Receipt	0.00	14,172.04	
RXFR	Transfer (Regular)	0.00	396,173.08	
WARR	Warrants	443,698.61	0.00	
				-61.42
PWE2000	DHS-Aging Proj Grant Paymer	-428,588.15		
RCPT	Receipt	0.00	3,474,676.34	
RXFR	Transfer (Regular)	169,840.91	217,940.85	
WARR	Warrants	3,811,127.67	0.00	
				-140,236.76
PWE2300	DHS Sr Citizens Centers	-148,112.95		
RCPT	Receipt	0.00	48,704.59	
RXFR	Transfer (Regular)	0.00	1,973,211.39	
WARR	Warrants	2,169,729.72	0.00	
				-299.21
PWE4600	DHS-Aging-RSVP Payments	-23,950.00		
RXFR	Transfer (Regular)	0.00	42,724.00	
WARR	Warrants	50,462.00	0.00	
				-16,212.00

Fund Transaction by Type

Start Date:7/1/18 End Date:12/31/18

Fund	Fund Description	Beginning Balance		Ending Balance
Type	Type Description	Debits	Credits	
PWE4700	DHS-Aging-Nrsing Hm Care AI	-416,897.11		
RCPT	Receipt	0.00	75,612.71	
RXFR	Transfer (Regular)	0.00	1,720,130.03	
WARR	Warrants	1,977,742.78	0.00	
				-234,897.07
PWE5200	DHS-Aging-Nutrition Prgm	-855,735.37		
RCPT	Receipt	0.00	3,732,711.20	
RXFR	Transfer (Regular)	0.00	54,422.37	
WARR	Warrants	3,985,941.08	0.00	
				-656,927.86
PWE5300	Mental Hlth Grants (0710)	-385,501.60		
RCPT	Receipt	0.00	3,182,081.80	
WARR	Warrants	3,181,402.17	0.00	
				-386,181.23
PWE6000	DHS DBS Purchase of Service	-758,325.66		
RADJ	Receipt Adjustment	111,101.50	111,101.50	
RCPT	Receipt	0.00	1,830,880.96	
RXFR	Transfer (Regular)	7,116.80	332,095.30	
WARR	Warrants	1,842,375.85	0.00	
				-1,071,809.27
PWE7500	DHS-Grant Awards Vol	-165,702.35		
RCPT	Receipt	0.00	772,013.80	
WARR	Warrants	767,275.04	0.00	
				-170,441.11
PWE7900	DHS-Infant Infirmary Nrsng Hn	-1,592,298.36		
RCPT	Receipt	0.00	9,405,878.07	
RXFR	Transfer (Regular)	0.00	3,902,335.26	
WARR	Warrants	13,308,213.30	0.00	
				-1,592,298.39
PWE8000	DHS Public Nursing Home Car	-10,615,661.93		
RCPT	Receipt	0.00	87,496,959.99	
RXFR	Transfer (Regular)	821,764.52	5,464,924.32	
WARR	Warrants	92,037,012.30	0.00	
				-10,718,769.42
PWE9000	DHS Family Preservation	-380,556.71		
RCPT	Receipt	0.00	1,110,733.67	
RXFR	Transfer (Regular)	401,956.82	838,613.30	
WARR	Warrants	1,497,812.64	0.00	
				-430,134.22
PWE9100	DHS DCF IV E Foster Care	-553,721.90		
RCPT	Receipt	0.00	18,781,749.92	
RXFR	Transfer (Regular)	285,402.34	10,842,551.78	
WARR	Warrants	27,876,147.58	0.00	
				-2,016,473.68
PWE9300	DHS DCF Child Care Cost	-6,045,112.35		
RCPT	Receipt	0.00	11,152,620.19	
RXFR	Transfer (Regular)	100,470.00	2,874,961.05	
WARR	Warrants	18,044,556.56	0.00	
				-1,927,667.03
PWE9400	DHS Food Stamps	-49,764.23		
RCPT	Receipt	0.00	318,907.60	

Fund Transaction by Type

Start Date:7/1/18 End Date:12/31/18

Fund	Fund Description	Beginning Balance		Ending Balance
Type	Type Description	Debits	Credits	
RXFR	Transfer (Regular)	283.87	57,830.20	
WARR	Warrants	234,378.11	0.00	
				-191,840.05
PWE9700	DHS-Comm Dev Blk Grants-(7'	-1,365,872.61		
RCPT	Receipt	0.00	4,390,964.02	
RXFR	Transfer (Regular)	0.00	1,632.97	
WARR	Warrants	5,233,311.36	0.00	
				-525,158.24
PWP0100	Dept of Human Svcs-DDS St O	-12,938.24		
RCPT	Receipt	0.00	1,227,977.17	
WARR	Warrants	1,224,363.90	0.00	
				-16,551.51
PWP1000	Dept Of Human Svcs-Dir Off Ac	-154,296.55		
RADJ	Receipt Adjustment	220.07	3.48	
RCPT	Receipt	0.00	286,003.64	
RXFR	Transfer (Regular)	564,754.93	351,720.38	
WARR	Warrants	94,702.56	0.00	
				-132,346.49
PWP1200	DHS-Office CLO (0710)	-10,651.02		
RADJ	Receipt Adjustment	1.88	1.88	
RCPT	Receipt	0.00	132,446.16	
RXFR	Transfer (Regular)	297,543.49	214,722.82	
WARR	Warrants	33,995.24	0.00	
				-26,281.27
PWP1300	DHS OFFICE SEC/COMP ADM	-38,191.28		
RADJ	Receipt Adjustment	1.69	1.69	
RCPT	Receipt	0.00	205,251.65	
RXFR	Transfer (Regular)	620,787.11	481,364.45	
WARR	Warrants	99,798.21	0.00	
				-4,222.06
PWP1500	Dept Of Human Svcs-Chief Coi	-887,235.76		
RADJ	Receipt Adjustment	0.00	216.59	
RCPT	Receipt	0.00	3,247,506.86	
RXFR	Transfer (Regular)	4,721,242.72	2,952,839.10	
WARR	Warrants	938,828.34	0.00	
				-1,427,727.25
PWP2000	Dept of Human Svcs-Aging Ad	-4,584,890.77		
COFF	Checks Charged Off	110.00	0.00	
RADJ	Receipt Adjustment	1,450.17	1,450.17	
RCPT	Receipt	0.00	4,537,494.34	
RXFR	Transfer (Regular)	6,308,307.16	3,999,648.62	
WARR	Warrants	1,467,054.89	0.00	
				-5,346,561.68
PWP2500	Dept of Human Svcs-DCFS Ad	-1,794,926.37		
COFF	Checks Charged Off	350.00	10.00	
RADJ	Receipt Adjustment	20.00	20.00	
RCPT	Receipt	0.00	13,246,578.45	
RXFR	Transfer (Regular)	28,706,240.05	27,032,419.47	
SDIS	Distribution (Special Fund)	0.00	0.00	
SPEC	Special Reversing Entry	20.00	20.00	
WARR	Warrants	12,421,922.78	0.00	

Fund Transaction by Type

Start Date:7/1/18 End Date:12/31/18

Fund	Fund Description	Beginning Balance		Ending Balance
Type	Type Description	Debits	Credits	
				-945,421.46
PWP2600	Child Abuse Prev Bd (0710)	1,113.76		
RCPT	Receipt	0.00	245,880.54	
RXFR	Transfer (Regular)	0.00	21,824.24	
WARR	Warrants	136,323.97	0.00	
				-130,267.05
PWP3000	Dept of Human Svcs-DCCECE	-2,890,227.80		
RCPT	Receipt	0.00	6,043,630.19	
RXFR	Transfer (Regular)	4,237,040.20	510,725.31	
WARR	Warrants	4,280,289.10	0.00	
				-927,254.00
PWP3500	Dept Of Human Svcs-Mntl Hlth	-4,270,441.52		
RCPT	Receipt	0.00	18,942,719.59	
RXFR	Transfer (Regular)	28,071,749.81	21,063,015.77	
WARR	Warrants	14,675,386.21	0.00	
				-1,529,040.86
PWP4000	Dept Of Human Svcs-Medsvcs	-22,726,167.57		
RCPT	Receipt	0.00	7,800,213.93	
RXFR	Transfer (Regular)	4,601,208.98	1,294,570.58	
WARR	Warrants	1,566,371.36	0.00	
				-25,653,371.74
PWP4500	Dept Of Human Svcs-Co Oprs-	-2,133,382.11		
RCPT	Receipt	0.00	32,014,891.62	
RXFR	Transfer (Regular)	38,969,447.58	27,432,163.74	
WARR	Warrants	20,814,833.31	0.00	
				-1,796,156.58
PWP5000	Dept Of Human Svcs-Admin Sr	-2,030,791.12		
RADJ	Receipt Adjustment	44.29	44.29	
RCPT	Receipt	0.00	3,557,475.23	
RXFR	Transfer (Regular)	6,126,211.81	3,867,544.20	
WARR	Warrants	1,478,452.67	0.00	
				-1,851,146.07
PWP5100	DHS-Office CPO (0710)	-319,470.14		
RADJ	Receipt Adjustment	13.50	13.50	
RCPT	Receipt	0.00	974,105.18	
RXFR	Transfer (Regular)	1,730,786.37	984,766.41	
WARR	Warrants	330,463.01	0.00	
				-217,092.35
PWP5200	DHS-Office CIO (0710)	-180,862.07		
RADJ	Receipt Adjustment	65.72	65.72	
RCPT	Receipt	0.00	3,892,016.62	
RXFR	Transfer (Regular)	3,263,280.79	2,785,862.12	
WARR	Warrants	2,363,720.02	0.00	
				-1,231,740.00
PWP5300	DHS-Office HR (0710)	-320,874.85		
RADJ	Receipt Adjustment	22.36	22.36	
RCPT	Receipt	0.00	902,158.07	
RXFR	Transfer (Regular)	1,384,768.25	885,058.73	
WARR	Warrants	460,514.46	0.00	
				-262,808.94
PWP5500	Dept of Human Svcs-DDS Adm	-7,229,006.74		

Fund Transaction by Type

Start Date:7/1/18 End Date:12/31/18

Fund	Fund Description	Beginning Balance		Ending Balance
Type	Type Description	Debits	Credits	
RCPT	Receipt	0.00	40,722,796.89	
RXFR	Transfer (Regular)	47,518,468.77	23,285,465.20	
WARR	Warrants	20,128,458.50	0.00	
				-3,590,341.56
PWP6500	Dept Of Human Svcs-Blind Srv	-1,529,637.00		
RADJ	Receipt Adjustment	54,515.27	54,515.27	
RCPT	Receipt	0.00	1,997,813.99	
RXFR	Transfer (Regular)	1,757,535.33	389,967.66	
WARR	Warrants	591,909.78	0.00	
				-1,567,973.54
PWP7000	Div of Provider Serv&Qual Ass	0.00		
RCPT	Receipt	0.00	4,649,932.11	
RXFR	Transfer (Regular)	6,160,103.27	3,474,850.80	
WARR	Warrants	1,615,604.56	0.00	
				-349,075.08
PWP7500	Dept of Human Svcs-Vol Admir	-188,338.64		
RADJ	Receipt Adjustment	3.94	3.94	
RCPT	Receipt	0.00	502,728.23	
RXFR	Transfer (Regular)	667,802.29	358,435.73	
WARR	Warrants	271,635.95	0.00	
				-110,064.36
PWP7501	DHS-FOSTER GRANDPARENT	-6,247.12		
RXFR	Transfer (Regular)	6,097.98	0.00	
				-149.14
PWP8000	Dept Of Human Svcs-Yth Srv P	-333,796.21		
RCPT	Receipt	0.00	219,976.92	
RXFR	Transfer (Regular)	6,625,718.85	9,302,193.95	
WARR	Warrants	3,128,831.97	0.00	
				-101,416.26
PWS0000	Temp Emp Asst Svc § 19-5-104	-3,421,221.91		
RCPT	Receipt	0.00	24,586,809.61	
RXFR	Transfer (Regular)	24,809,840.52	1,088,870.65	
WARR	Warrants	3,788,605.38	0.00	
				-498,456.27
PWS0100	DWS TANF Contingency (0810)	-107,825.06		
RCPT	Receipt	0.00	2,126,369.22	
RXFR	Transfer (Regular)	1,774,876.50	0.00	
WARR	Warrants	382,810.10	0.00	
				-76,507.68
PWS0300	New Hire Registry (0810)	-100,000.00		
RXFR	Transfer (Regular)	6,139.25	7,176.99	
WARR	Warrants	42,763.91	0.00	
				-58,273.83
PWS0400	St Generated Fund TANF (0810)	-126,378.00		
RCPT	Receipt	0.00	1,892.34	
RXFR	Transfer (Regular)	138,199.64	201,000.00	
WARR	Warrants	98,524.75	0.00	
				-92,545.95
RRA0000	State Hwy & Transportation	-351,423,431.37		
COFF	Checks Charged Off	47,373.72	0.00	
CTAX	Claims & Taxes	10,401.51	0.00	

Fund Transaction by Type

Start Date: 7/1/18 End Date: 12/31/18

Fund	Fund Description	Beginning Balance		Ending Balance
Type	Type Description	Debits	Credits	
DXFR	Transfer (Deduction)	0.00	4,642,458.66	
HDIS	Distribution (Highway Fund)	0.00	195,897,935.91	
HSDIS	Highway Severance Distribution	0.00	11,054,896.90	
RADJ	Receipt Adjustment	126,574.77	49,403.78	
RCPT	Receipt	0.00	667,778,022.44	
RXFR	Transfer (Regular)	341,488,321.47	359,426,701.90	
SDIS	Distribution (Special Fund)	0.00	9,260,300.74	
SPEC	Special Reversing Entry	598,249,219.10	284,077,822.46	
TELL	Teller	1,119,668.45	0.00	
WARR	Warrants	590,275,112.65	0.00	
				-352,294,302.49
RRA0100	Intermodal Grants (0090)		0.00	
RXFR	Transfer (Regular)	0.00	525,000.00	
WARR	Warrants	525,000.00	0.00	
				0.00
RRA4LHC	4 Lane Highway Construction	-699,565,258.60		
4LHC	Four Lane Highway Constructio	0.00	97,754,720.33	
DXFR	Transfer (Deduction)	0.00	6,188,222.81	
RCPT	Receipt	0.00	6,965,680.00	
RXFR	Transfer (Regular)	124,716,779.97	321,182,943.70	
SPEC	Special Reversing Entry	264,366,380.42	124,716,779.97	
WARR	Warrants	105,779,918.36	0.00	
				-761,510,526.66
RRB0000	State Aid Road	-19,869,935.84		
RADJ	Receipt Adjustment	10,018.00	10,018.00	
RCPT	Receipt	0.00	892,201.26	
RXFR	Transfer (Regular)	1,819,717.89	11,409,645.99	
SDIS	Distribution (Special Fund)	0.00	10,521,734.93	
SPEC	Special Reversing Entry	11,400,176.99	541,833.40	
WARR	Warrants	17,031,124.08	0.00	
				-12,984,332.46
RRC0000	State Aid Street (0090)	-19,189,574.48		
RCPT	Receipt	0.00	563,329.74	
RXFR	Transfer (Regular)	1,402,237.40	11,400,899.07	
SDIS	Distribution (Special Fund)	0.00	10,521,712.91	
SPEC	Special Reversing Entry	11,400,154.27	541,833.40	
WARR	Warrants	16,781,836.59	0.00	
				-12,633,121.34
SAB0100	AR Motor Vehicle Comm-Oprs	-2,281,382.94		
RCPT	Receipt	0.00	534,508.71	
RXFR	Transfer (Regular)	133,399.10	3,493.44	
SDIS	Distribution (Special Fund)	0.00	526,010.96	
SPEC	Special Reversing Entry	534,292.50	0.00	
WARR	Warrants	79,011.52	0.00	
				-2,598,692.93
SAC0000	Asbestos Control	-1,311,376.35		
COFF	Checks Charged Off	75.00	0.00	
RCPT	Receipt	0.00	123,800.00	
RXFR	Transfer (Regular)	110,967.94	0.00	
SDIS	Distribution (Special Fund)	0.00	121,807.25	
SPEC	Special Reversing Entry	123,800.00	75.00	

Fund Transaction by Type

Start Date:7/1/18 End Date:12/31/18

Fund	Fund Description	Beginning Balance		Ending Balance
Type	Type Description	Debits	Credits	
WARR	Warrants	95,128.69	0.00	
				-1,227,086.97
SAD0100	Public Serv Util Safe-Pipeline	-1,137,209.68		
RCPT	Receipt	0.00	82,824.47	
RXFR	Transfer (Regular)	397,884.00	50.00	
WARR	Warrants	86,474.41	0.00	
				-735,725.74
SAE0200	AR Econ Dev-3.9% Rebate	-16,413,787.00		
LCRT	General Letter of Cert	0.00	6,838,285.00	
WARR	Warrants	21,401,781.00	0.00	
				-1,850,291.00
SAH0200	Oil Museum-Oil/Brine	-68,053.04		
RXFR	Transfer (Regular)	43,951.82	43,169.31	
SDIS	Distribution (Special Fund)	0.00	36,541.58	
SPEC	Special Reversing Entry	37,739.25	28.64	
WARR	Warrants	4,130.01	0.00	
				-61,971.49
SAT0000	Special Addl Taxes (0630)	-158,256.13		
RXFR	Transfer (Regular)	16,975,176.79	17,092,186.34	
				-275,265.68
SAW0000	Abadoned/Orphaned Well Plug	-3,202,343.67		
RCPT	Receipt	0.00	1,250.00	
SDIS	Distribution (Special Fund)	0.00	1,230.62	
SPEC	Special Reversing Entry	1,250.00	0.00	
				-3,203,574.29
SBA0100	Keep AR Beautiful-Oprs	-643,742.19		
RCPT	Receipt	0.00	1,532.74	
RXFR	Transfer (Regular)	88,393.78	367,653.69	
WARR	Warrants	338,145.31	0.00	
				-586,389.53
SBB0100	Soybean Board-Operations	-6,174,605.81		
COFF	Checks Charged Off	3,041.47	0.00	
RCPT	Receipt	0.00	2,326,894.45	
RXFR	Transfer (Regular)	6,727,343.13	7,518,099.30	
SDIS	Distribution (Special Fund)	0.00	2,916,022.03	
SPEC	Special Reversing Entry	9,739,695.25	6,730,384.60	
WARR	Warrants	3,869,175.70	0.00	
				-5,326,750.64
SBC0100	AR Beef Council	-199,581.98		
RCPT	Receipt	0.00	428,760.81	
RXFR	Transfer (Regular)	880,224.87	943,125.62	
SDIS	Distribution (Special Fund)	0.00	222,457.37	
SPEC	Special Reversing Entry	326,526.40	96,952.23	
WARR	Warrants	542,990.43	0.00	
				-141,136.31
SBL0000	Bail Bond Recovery	-1,063,145.21		
COFF	Checks Charged Off	120.00	0.00	
RCPT	Receipt	0.00	114,584.00	
SDIS	Distribution (Special Fund)	47.26	112,737.06	
SPEC	Special Reversing Entry	114,584.00	120.00	
				-1,175,835.01

Fund Transaction by Type

Start Date:7/1/18 End Date:12/31/18

Fund	Fund Description	Beginning Balance		Ending Balance
Type	Type Description	Debits	Credits	
SBN0100	Ar St Bd of Nursing-Oprs	-4,534,472.20		
RCPT	Receipt	0.00	1,746,773.11	
RXFR	Transfer (Regular)	944,918.36	908.83	
SDIS	Distribution (Special Fund)	0.00	1,707,821.45	
SPEC	Special Reversing Entry	1,734,709.44	0.00	
WARR	Warrants	488,737.35	0.00	
				-4,821,610.44
SBN0200	Nursing Grant (0277)	-130,000.00		
WARR	Warrants	64,675.67	0.00	
				-65,324.33
SBS0000	Boating Safety(080)	0.00		
RXFR	Transfer (Regular)	454,510.79	466,252.86	
SDIS	Distribution (Special Fund)	0.00	367,034.09	
SPEC	Special Reversing Entry	378,776.16	0.00	
				0.00
SCB0100	AR Catfish Promotion	-89,786.45		
RCPT	Receipt	0.00	21,257.28	
SDIS	Distribution (Special Fund)	0.00	20,598.31	
SPEC	Special Reversing Entry	21,257.28	0.00	
WARR	Warrants	20,000.00	0.00	
				-90,384.76
SCC0100	County-Circuit Clerk Cont Ed	-99,162.34		
RXFR	Transfer (Regular)	0.00	108,359.13	
SDIS	Distribution (Special Fund)	0.00	105,000.00	
SPEC	Special Reversing Entry	108,359.13	0.00	
WARR	Warrants	63,284.43	0.00	
				-140,877.91
SCE0000	St Crime Lab Equip-Special	-726,734.48		
RCPT	Receipt	0.00	206,800.96	
RXFR	Transfer (Regular)	500,000.00	0.00	
SDIS	Distribution (Special Fund)	0.00	200,390.14	
SPEC	Special Reversing Entry	206,800.96	0.00	
				-427,124.62
SCE0100	St Crime Lab Equip-Sp Rev	-430,485.87		
RCPT	Receipt	0.00	37,324.87	
RXFR	Transfer (Regular)	20,360.00	576,275.72	
WARR	Warrants	671,600.60	0.00	
				-352,125.86
SCF0000	County Corners Con ED 19-6-£	-97,337.50		
RXFR	Transfer (Regular)	0.00	54,179.57	
SDIS	Distribution (Special Fund)	0.00	52,500.01	
SPEC	Special Reversing Entry	54,179.57	0.00	
WARR	Warrants	38,327.92	0.00	
				-111,509.59
SCP0000	AR Child Passenger Protection	-161,862.52		
RCPT	Receipt	0.00	58,241.56	
SDIS	Distribution (Special Fund)	0.00	56,436.07	
SPEC	Special Reversing Entry	58,241.56	0.00	
WARR	Warrants	5,232.95	0.00	
				-213,065.64
SCS0200	ADHE - PVC Op (0700)	-233,631.80		

Fund Transaction by Type

Start Date:7/1/18 End Date:12/31/18

Fund	Fund Description	Beginning Balance		Ending Balance
Type	Type Description	Debits	Credits	
RCPT	Receipt	0.00	42,927.00	
RXFR	Transfer (Regular)	74,103.78	27.50	
SDIS	Distribution (Special Fund)	0.00	42,261.61	
SPEC	Special Reversing Entry	42,927.00	0.00	
WARR	Warrants	4,682.01	0.00	
				-197,135.12
SCT0100	DHS-Child Care Opr	-11,715.55		
COFF	Checks Charged Off	65.00	0.00	
RCPT	Receipt	0.00	60,344.00	
RXFR	Transfer (Regular)	63,710.93	0.00	
SDIS	Distribution (Special Fund)	0.00	59,344.67	
SPEC	Special Reversing Entry	60,344.00	65.00	
				-7,349.29
SCX0000	Conservation Tax	-657,321.77		
RXFR	Transfer (Regular)	71,869,127.60	73,045,315.91	
SDIS	Distribution (Special Fund)	0.00	36,765,370.14	
SPEC	Special Reversing Entry	71,885,279.63	33,943,721.18	
				-657,321.77
SDA0100	Aeronautics-Oprs	-5,374,657.32		
RCPT	Receipt	0.00	10,232.22	
RXFR	Transfer (Regular)	197,261.92	6,449,076.93	
SDIS	Distribution (Special Fund)	0.00	6,232,299.82	
SPEC	Special Reversing Entry	6,449,008.88	17,326.93	
WARR	Warrants	2,956,533.65	0.00	
				-8,480,788.77
SDB0100	Bd Of Dispensing Opticians-O	-263,662.91		
RCPT	Receipt	0.00	7,264.40	
RXFR	Transfer (Regular)	8,347.59	68.42	
SDIS	Distribution (Special Fund)	0.00	7,151.80	
SPEC	Special Reversing Entry	7,264.40	0.00	
WARR	Warrants	13,330.37	0.00	
				-249,205.17
SDC0100	ADC Farm Reserve	-341,854.49		
RCPT	Receipt	0.00	2,665,831.42	
RXFR	Transfer (Regular)	1,626,780.78	5,604,730.17	
SDIS	Distribution (Special Fund)	0.00	2,560,965.85	
SPEC	Special Reversing Entry	2,601,285.78	0.00	
WARR	Warrants	4,887,433.23	0.00	
				-2,057,882.14
SDD0100	Dept of Correc-Industry Oprs	-1,949,481.49		
RCPT	Receipt	0.00	4,177,842.96	
RXFR	Transfer (Regular)	1,048,878.31	23,465.00	
SDIS	Distribution (Special Fund)	0.00	3,517,450.78	
SPEC	Special Reversing Entry	3,572,829.63	0.00	
WARR	Warrants	3,430,395.76	0.00	
				-1,616,136.53
SDF0100	AR Agri Dept Forestry Divisor	0.00		
RADJ	Receipt Adjustment	889.00	0.00	
RCPT	Receipt	0.00	889.00	
SDIS	Distribution (Special Fund)	0.00	0.00	
SPEC	Special Reversing Entry	889.00	889.00	

Fund Transaction by Type

Start Date:7/1/18 End Date:12/31/18

Fund	Fund Description	Beginning Balance		Ending Balance
Type	Type Description	Debits	Credits	
				0.00
SDF0101	State Forestry 19-6-411	-4,495,703.28		
COFF	Checks Charged Off	100.00	0.00	
RADJ	Receipt Adjustment	1,524.77	2,413.77	
RCPT	Receipt	0.00	5,338,239.00	
RXFR	Transfer (Regular)	3,731,794.93	90,758.23	
SDIS	Distribution (Special Fund)	0.00	4,207,577.43	
SPEC	Special Reversing Entry	4,324,164.33	15,447.26	
WARR	Warrants	1,802,898.08	0.00	
				-4,289,656.86
SDG0000	Game Protection Fund	-11,334,900.69		
COFF	Checks Charged Off	86.50	0.00	
DXFR	Transfer (Deduction)	0.00	88,090.72	
RADJ	Receipt Adjustment	1,588.00	172.90	
RCPT	Receipt	0.00	33,963,845.87	
RXFR	Transfer (Regular)	28,896,321.62	18,235,679.12	
SDIS	Distribution (Special Fund)	0.00	18,933,954.91	
SPEC	Special Reversing Entry	19,232,143.32	91.60	
WARR	Warrants	21,772,903.66	0.00	
				-12,653,692.71
SDG0001	Operating Reserve 19-6-420	-5,323,108.57		
DXFR	Transfer (Deduction)	0.00	94,128.69	
RXFR	Transfer (Regular)	0.00	4,651,049.08	
				-10,068,286.34
SDG0100	GPF-License Plate Fnd	-3,732,452.68		
DXFR	Transfer (Deduction)	0.00	46,397.02	
RCPT	Receipt	0.00	1,500.00	
RXFR	Transfer (Regular)	86,131.45	446,217.75	
WARR	Warrants	283,842.38	0.00	
				-3,856,593.62
SDG0101	ED CTR CONSTRUCTION 19-6-420	-5,534,767.53		
DXFR	Transfer (Deduction)	0.00	72,728.97	
RCPT	Receipt	0.00	369,261.19	
RXFR	Transfer (Regular)	0.00	2,000,000.00	
				-7,976,757.69
SDG0102	AGFC Donations Fund (0080)	-272,244.41		
DXFR	Transfer (Deduction)	0.00	3,433.18	
RCPT	Receipt	0.00	1,666.19	
				-277,343.78
SDG0103	AGFC Earmarked Funds (0080)	-26,915.65		
DXFR	Transfer (Deduction)	0.00	192.89	
RXFR	Transfer (Regular)	0.00	160,000.00	
WARR	Warrants	26,809.44	0.00	
				-160,299.10
SDG0200	GPF-Elk Donation Fnd	-74,817.21		
DXFR	Transfer (Deduction)	0.00	1,044.63	
RCPT	Receipt	0.00	16,150.00	
SDIS	Distribution (Special Fund)	0.00	15,899.67	
SPEC	Special Reversing Entry	16,150.00	0.00	
				-91,761.51
SDG0300	Game Protection Partners For	-18,694.55		

Fund Transaction by Type

Start Date:7/1/18 End Date:12/31/18

Fund	Fund Description	Beginning Balance		Ending Balance
Type	Type Description	Debits	Credits	
DXFR	Transfer (Deduction)	0.00	231.56	
RXFR	Transfer (Regular)	483.14	0.00	
				-18,442.97
SDG0500	Game Protection St Francis Mi	-221,109.13		
DXFR	Transfer (Deduction)	0.00	2,776.71	
				-223,885.84
SDG0700	Game Protection Nature Cntr (-531,888.04		
DXFR	Transfer (Deduction)	0.00	6,831.67	
RADJ	Receipt Adjustment	0.00	0.10	
RCPT	Receipt	0.00	81,335.14	
RXFR	Transfer (Regular)	0.00	1,270.52	
WARR	Warrants	51,362.18	0.00	
				-569,963.29
SDG0800	AGFC-Gas Lease (0080(-76,026.21		
DXFR	Transfer (Deduction)	0.00	952.49	
RCPT	Receipt	0.00	53,000.25	
RXFR	Transfer (Regular)	410.00	0.00	
SDIS	Distribution (Special Fund)	0.00	52,178.74	
SPEC	Special Reversing Entry	53,000.25	0.00	
WARR	Warrants	25,700.01	0.00	
				-103,047.43
SDG0801	AGFC-Gas Rev Grants (0080)	-392.96		
DXFR	Transfer (Deduction)	0.00	4.92	
				-397.88
SDG0803	AGFC Gas Capital Proj (0080)	-3,430,317.70		
DXFR	Transfer (Deduction)	0.00	42,781.45	
WARR	Warrants	27,767.00	0.00	
				-3,445,332.15
SDG0804	AGFC Gas Infrastructure Repa	-1,153,091.92		
DXFR	Transfer (Deduction)	0.00	14,480.63	
				-1,167,572.55
SDG1000	Hunters Feeding the Hungry	-311.69		
DXFR	Transfer (Deduction)	0.00	67.75	
RADJ	Receipt Adjustment	0.00	1,415.00	
RCPT	Receipt	0.00	48,757.00	
WARR	Warrants	45,220.00	0.00	
				-5,331.44
SDG1100	AGFC Hog Erad Prog 19-6-420	0.00		
DXFR	Transfer (Deduction)	0.00	969.51	
RXFR	Transfer (Regular)	7,952.41	200,000.00	
WARR	Warrants	17,609.31	0.00	
				-175,407.79
SDG1200	AGFC Equipment 19-6-420	-2,744,957.82		
DXFR	Transfer (Deduction)	0.00	31,426.12	
RCPT	Receipt	0.00	3,110.52	
RXFR	Transfer (Regular)	0.00	752,525.02	
WARR	Warrants	1,855,197.62	0.00	
				-1,676,821.86
SDG1201	AGFC Fleet Fund	-406,740.03		
DXFR	Transfer (Deduction)	0.00	6,787.96	
RCPT	Receipt	0.00	745,450.84	

Fund Transaction by Type

Start Date:7/1/18 End Date:12/31/18

Fund	Fund Description	Beginning Balance		Ending Balance
Type	Type Description	Debits	Credits	
RXFR	Transfer (Regular)	0.00	2,196.55	
WARR	Warrants	171,833.05	0.00	
				-989,342.33
SDG2000	Black River Settlemen 19-6-42	-13,474,683.72		
DXFR	Transfer (Deduction)	0.00	168,763.51	
WARR	Warrants	126,944.84	0.00	
				-13,516,502.39
SDH4300	Securities Dept-Operations	-4,322,669.89		
RCPT	Receipt	0.00	1,192,438.43	
RXFR	Transfer (Regular)	1,242,491.35	105.77	
SDIS	Distribution (Special Fund)	0.00	1,172,034.90	
SPEC	Special Reversing Entry	1,190,487.45	0.00	
WARR	Warrants	383,772.46	0.00	
				-3,870,497.73
SDI0000	Interpreters Deaf/Hearing Imp	-95,537.90		
RCPT	Receipt	0.00	7,685.00	
SDIS	Distribution (Special Fund)	0.00	7,565.88	
SPEC	Special Reversing Entry	7,685.00	0.00	
WARR	Warrants	635.71	0.00	
				-102,468.07
SDL0100	Commercial Drivers Lic	-8,080,959.43		
RXFR	Transfer (Regular)	144,145.47	1,397,894.86	
SDIS	Distribution (Special Fund)	0.00	1,354,560.13	
SPEC	Special Reversing Entry	1,397,894.86	0.00	
WARR	Warrants	1,240,870.14	0.00	
				-8,050,503.95
SDL0200	Motor Carr Sys Enh 27-14-602	0.00		
RXFR	Transfer (Regular)	0.00	23,925.00	
SDIS	Distribution (Special Fund)	0.00	23,183.33	
SPEC	Special Reversing Entry	23,925.00	0.00	
				-23,183.33
SDN0100	St Crime Lab-DNA Det Oprs	-1,481,156.84		
RCPT	Receipt	0.00	524,663.15	
SDIS	Distribution (Special Fund)	0.00	508,398.59	
SPEC	Special Reversing Entry	524,663.15	0.00	
WARR	Warrants	670,807.38	0.00	
				-1,318,748.05
SDO0100	Oil & Gas Comm-Operations	-41,981,456.57		
RCPT	Receipt	0.00	1,246,053.90	
RXFR	Transfer (Regular)	1,302,026.42	60,487.35	
SDIS	Distribution (Special Fund)	0.00	1,237,372.03	
SPEC	Special Reversing Entry	1,257,791.20	0.00	
WARR	Warrants	805,680.12	0.00	
				-41,159,872.11
SDP0101	Plant Board 19-6-408	-11,424,530.80		
RCPT	Receipt	0.00	5,528,819.97	
RXFR	Transfer (Regular)	2,724,579.13	45,596.59	
SDIS	Distribution (Special Fund)	0.00	4,544,188.05	
SPEC	Special Reversing Entry	4,615,731.90	0.00	
WARR	Warrants	1,312,579.91	0.00	
				-12,890,244.47

Fund Transaction by Type

Start Date:7/1/18 End Date:12/31/18

Fund	Fund Description	Beginning Balance		Ending Balance
Type	Type Description	Debits	Credits	
SDP0501	Plant Board Civil Penalties 19-			
WARR	Warrants	5,000.00	0.00	0.00
SDP4601	Plant Board Grain Warehouse			
RXFR	Transfer (Regular)	210,626.93	300,192.51	
WARR	Warrants	46,853.75	0.00	-128,789.01
SDV0000	Dom Violence Shelter (0610)			
RCPT	Receipt	0.00	15,346.41	
SDIS	Distribution (Special Fund)	0.00	14,870.66	
SPEC	Special Reversing Entry	15,346.41	0.00	-27,680.02
SEA0000	Educational Adequacy			
LCRT	General Letter of Cert	0.00	14,640,722.52	
RXFR	Transfer (Regular)	688,291,820.85	468,840,037.29	
SDIS	Distribution (Special Fund)	0.00	237,240,610.37	
SPEC	Special Reversing Entry	464,078,801.54	219,248,450.29	0.00
SEF0100	ASP Equipment-AFIS System			
COFF	Checks Charged Off	305.00	0.00	
RADJ	Receipt Adjustment	0.00	68,973.75	
RCPT	Receipt	0.00	2,374,139.65	
RXFR	Transfer (Regular)	1,130,367.30	181.83	
SDIS	Distribution (Special Fund)	0.00	1,795,636.84	
SPEC	Special Reversing Entry	1,824,140.40	233.00	
WARR	Warrants	1,594,453.47	0.00	-7,097,840.37
SEF0200	MOVEAR MAINTAND OPER (0			
RXFR	Transfer (Regular)	40,157.93	1,001,541.30	
WARR	Warrants	397,634.30	0.00	-2,576,047.05
SEP0000	Drug/Crime Enf/Pros Act 1086/			
RCPT	Receipt	0.00	632,743.65	
RXFR	Transfer (Regular)	600,000.00	92,305.17	
SDIS	Distribution (Special Fund)	0.00	613,128.60	
SPEC	Special Reversing Entry	632,743.65	0.00	
WARR	Warrants	532,452.51	0.00	-787,494.53
SFP0000	Fire Protection Prem Tax			
RADJ	Receipt Adjustment	0.00	3,472,554.00	
RXFR	Transfer (Regular)	7,454,612.15	0.00	
SDIS	Distribution (Special Fund)	0.00	3,364,904.83	
SPEC	Special Reversing Entry	3,472,554.00	0.00	0.00
SFP0100	Fire Prot Prem-Arkansas			
RXFR	Transfer (Regular)	0.00	58,145.98	
WARR	Warrants	75,625.21	0.00	-2,928.42
SFP0200	Fire Prot Prem-Ashley			
RXFR	Transfer (Regular)	0.00	103,619.12	
WARR	Warrants	111,774.81	0.00	

Fund Transaction by Type

Start Date:7/1/18 End Date:12/31/18

Fund	Fund Description	Beginning Balance		Ending Balance
Type	Type Description	Debits	Credits	
				-28,502.08
SFP0300	Fire Prot Prem-Baxter	-10,162.40		
RXFR	Transfer (Regular)	0.00	132,692.11	
WARR	Warrants	142,854.51	0.00	0.00
SFP0400	Fire Prot Prem-Benton	-92,055.67		
RXFR	Transfer (Regular)	0.00	287,748.04	
WARR	Warrants	379,070.96	0.00	-732.75
SFP0500	Fire Prot Prem-Boone	-7,675.96		
RXFR	Transfer (Regular)	0.00	108,837.35	
WARR	Warrants	116,513.31	0.00	0.00
SFP0600	Fire Prot Prem-Bradley	-26,655.54		
RXFR	Transfer (Regular)	0.00	38,763.99	
WARR	Warrants	61,704.30	0.00	-3,715.23
SFP0700	Fire Prot Prem-Calhoun	-9,959.20		
RXFR	Transfer (Regular)	0.00	38,018.53	
WARR	Warrants	45,526.16	0.00	-2,451.57
SFP0800	Fire Prot Prem-Carroll	-27,566.03		
RXFR	Transfer (Regular)	0.00	72,309.75	
WARR	Warrants	99,875.78	0.00	0.00
SFP0900	Fire Prot Prem-Chicot	-34,857.29		
RXFR	Transfer (Regular)	0.00	38,018.53	
WARR	Warrants	69,399.55	0.00	-3,476.27
SFP1000	Fire Prot Prem-Clark	-6,178.61		
RXFR	Transfer (Regular)	0.00	84,237.13	
WARR	Warrants	77,498.17	0.00	-12,917.57
SFP1100	Fire Prot Prem-Clay	-205,067.62		
RXFR	Transfer (Regular)	0.00	82,000.75	
WARR	Warrants	214,655.60	0.00	-72,412.77
SFP1200	Fire Prot Prem-Cleburne	-68,622.33		
RCPT	Receipt	0.00	250.00	
RXFR	Transfer (Regular)	0.00	82,746.21	
WARR	Warrants	151,118.54	0.00	-500.00
SFP1300	Fire Prot Prem-Cleveland	-30,072.99		
RXFR	Transfer (Regular)	0.00	49,200.45	
WARR	Warrants	79,273.44	0.00	0.00
SFP1400	Fire Prot Prem-Columbia	-32,173.60		
RXFR	Transfer (Regular)	0.00	92,437.20	
WARR	Warrants	124,610.80	0.00	0.00

Fund Transaction by Type

Start Date:7/1/18 End Date:12/31/18

Fund	Fund Description	Beginning Balance	Ending Balance	
Type	Type Description	Debits	Credits	
SFP1500	Fire Prot Prem-Conway	-69,622.09		
RXFR	Transfer (Regular)	0.00	77,527.98	
WARR	Warrants	100,861.46	0.00	-46,288.61
SFP1600	Fire Prot Prem-Craighead	-36,552.52		
RXFR	Transfer (Regular)	0.00	216,929.23	
WARR	Warrants	253,481.75	0.00	0.00
SFP1700	Fire Prot Prem-Crawford	-132,283.44		
RXFR	Transfer (Regular)	0.00	147,601.33	
WARR	Warrants	279,884.77	0.00	0.00
SFP1800	Fire Prot Prem-Crittenden	-120,568.35		
RXFR	Transfer (Regular)	0.00	98,400.89	
WARR	Warrants	147,069.31	0.00	-71,899.93
SFP1900	Fire Prot Prem-Cross	-48,111.22		
RXFR	Transfer (Regular)	0.00	62,618.76	
WARR	Warrants	93,745.67	0.00	-16,984.31
SFP2000	Fire Prot Prem-Dallas	-22,475.46		
RXFR	Transfer (Regular)	0.00	33,545.77	
WARR	Warrants	56,021.23	0.00	0.00
SFP2100	Fire Prot Prem-Desha	-55,782.96		
RXFR	Transfer (Regular)	0.00	52,927.76	
WARR	Warrants	93,492.55	0.00	-15,218.17
SFP2200	Fire Prot Prem-Drew	-70,644.91		
RCPT	Receipt	0.00	15,044.33	
RXFR	Transfer (Regular)	0.00	59,636.90	
WARR	Warrants	86,222.72	0.00	-59,103.42
SFP2300	Fire Prot Prem-Faulkner	-104,852.23		
RXFR	Transfer (Regular)	0.00	171,456.09	
WARR	Warrants	242,077.01	0.00	-34,231.31
SFP2400	Fire Prot Prem-Franklin	-42,423.64		
RXFR	Transfer (Regular)	0.00	72,309.75	
WARR	Warrants	102,630.33	0.00	-12,103.06
SFP2500	Fire Prot Prem-Fulton	-41,992.72		
RXFR	Transfer (Regular)	0.00	62,618.76	
WARR	Warrants	93,699.49	0.00	-10,911.99
SFP2600	Fire Prot Prem-Garland	0.00		
RXFR	Transfer (Regular)	0.00	232,583.91	
WARR	Warrants	232,583.91	0.00	0.00
SFP2700	Fire Prot Prem-Grant	-31,718.43		

Fund Transaction by Type

Start Date:7/1/18

End Date:12/31/18

Fund	Fund Description	Beginning Balance		Ending Balance
Type	Type Description	Debits	Credits	
RXFR	Transfer (Regular)	0.00	84,237.13	
WARR	Warrants	113,484.04	0.00	
				-2,471.52
SFP2800	Fire Prot Prem-Greene	-33,870.60		
RXFR	Transfer (Regular)	0.00	103,619.12	
WARR	Warrants	122,597.23	0.00	
				-14,892.49
SFP2900	Fire Prot Prem-Hempstead	-71,765.06		
RXFR	Transfer (Regular)	0.00	140,892.18	
WARR	Warrants	182,649.55	0.00	
				-30,007.69
SFP3000	Fire Prot Prem-Hot Spring	-71,276.76		
RXFR	Transfer (Regular)	0.00	108,837.35	
WARR	Warrants	165,212.35	0.00	
				-14,901.76
SFP3100	Fire Prot Prem-Howard	-28,955.69		
RXFR	Transfer (Regular)	0.00	55,909.60	
WARR	Warrants	76,340.53	0.00	
				-8,524.76
SFP3200	Fire Prot Prem-Independence	-32,280.42		
RXFR	Transfer (Regular)	0.00	141,637.64	
WARR	Warrants	173,918.06	0.00	
				0.00
SFP3300	Fire Prot Prem-Izard	-16,962.65		
RXFR	Transfer (Regular)	0.00	67,836.98	
WARR	Warrants	82,015.94	0.00	
				-2,783.69
SFP3400	Fire Prot Prem-Jackson	-55,179.43		
RXFR	Transfer (Regular)	0.00	70,818.82	
WARR	Warrants	103,024.27	0.00	
				-22,973.98
SFP3500	Fire Prot Prem-Jefferson	-52,271.69		
RXFR	Transfer (Regular)	0.00	172,947.01	
WARR	Warrants	196,374.95	0.00	
				-28,843.75
SFP3600	Fire Prot Prem-Johnson	-60,661.35		
RXFR	Transfer (Regular)	0.00	78,273.43	
WARR	Warrants	136,812.37	0.00	
				-2,122.41
SFP3700	Fire Prot Prem-Lafayette	-42,460.95		
RXFR	Transfer (Regular)	0.00	52,927.74	
WARR	Warrants	79,720.52	0.00	
				-15,668.17
SFP3800	Fire Prot Prem-Lawrence	-34,722.56		
RXFR	Transfer (Regular)	0.00	71,564.27	
WARR	Warrants	91,701.36	0.00	
				-14,585.47
SFP3900	Fire Prot Prem-Lee	-30,563.45		
RXFR	Transfer (Regular)	0.00	54,418.66	
WARR	Warrants	50,963.38	0.00	

Fund Transaction by Type

Start Date:7/1/18 End Date:12/31/18

Fund	Fund Description	Beginning Balance		Ending Balance
Type	Type Description	Debits	Credits	
				-34,018.73
SFP4000	Fire Prot Prem-Lincoln	-68,044.04		
RXFR	Transfer (Regular)	0.00	83,491.65	
WARR	Warrants	115,971.05	0.00	
				-35,564.64
SFP4100	Fire Prot Prem-Little River	-115,317.39		
RXFR	Transfer (Regular)	0.00	57,400.50	
WARR	Warrants	73,643.94	0.00	
				-99,073.95
SFP4200	Fire Prot Prem-Logan	-53,406.09		
RXFR	Transfer (Regular)	0.00	79,018.88	
WARR	Warrants	99,915.93	0.00	
				-32,509.04
SFP4300	Fire Prot Prem-Lonoke	-59,560.82		
RXFR	Transfer (Regular)	0.00	126,728.40	
WARR	Warrants	184,039.22	0.00	
				-2,250.00
SFP4400	Fire Prot Prem-Madison	-47,620.12		
RXFR	Transfer (Regular)	0.00	70,818.80	
WARR	Warrants	118,438.92	0.00	
				0.00
SFP4500	Fire Prot Prem-Marion	-17,379.58		
RXFR	Transfer (Regular)	0.00	74,546.11	
WARR	Warrants	91,925.69	0.00	
				0.00
SFP4600	Fire Prot Prem-Miller	-49,210.23		
RXFR	Transfer (Regular)	0.00	107,346.40	
WARR	Warrants	130,492.84	0.00	
				-26,063.79
SFP4700	Fire Prot Prem-Mississippi	-56,234.37		
RXFR	Transfer (Regular)	0.00	131,946.62	
WARR	Warrants	182,414.38	0.00	
				-5,766.61
SFP4800	Fire Prot Prem-Monroe	-7,363.74		
RXFR	Transfer (Regular)	0.00	39,509.43	
WARR	Warrants	38,034.62	0.00	
				-8,838.55
SFP4900	Fire Prot Prem-Montgomery	-20,048.65		
RXFR	Transfer (Regular)	0.00	49,200.43	
WARR	Warrants	58,770.20	0.00	
				-10,478.88
SFP5000	Fire Prot Prem-Nevada	-32,681.02		
RXFR	Transfer (Regular)	0.00	43,236.74	
WARR	Warrants	64,834.93	0.00	
				-11,082.83
SFP5100	Fire Prot Prem-Newton	-23,583.35		
RXFR	Transfer (Regular)	0.00	49,945.89	
WARR	Warrants	73,529.24	0.00	
				0.00
SFP5200	Fire Prot Prem-Ouachita	-40,043.90		

Fund Transaction by Type

Start Date:7/1/18

End Date:12/31/18

Fund	Fund Description	Beginning Balance		Ending Balance
Type	Type Description	Debits	Credits	
RXFR	Transfer (Regular)	0.00	102,128.18	
WARR	Warrants	100,222.58	0.00	
				-41,949.50
SFP5300	Fire Prot Prem-Perry	-32,596.54		
RXFR	Transfer (Regular)	0.00	46,218.58	
WARR	Warrants	75,605.52	0.00	
				-3,209.60
SFP5400	Fire Prot Prem-Phillips	-26,674.52		
RXFR	Transfer (Regular)	0.00	83,491.65	
WARR	Warrants	83,127.32	0.00	
				-27,038.85
SFP5500	Fire Prot Prem-Pike	-38,614.72		
RXFR	Transfer (Regular)	0.00	64,855.12	
WARR	Warrants	94,730.16	0.00	
				-8,739.68
SFP5600	Fire Prot Prem-Poinsett	-20,733.74		
RXFR	Transfer (Regular)	0.00	84,982.57	
WARR	Warrants	97,706.77	0.00	
				-8,009.54
SFP5700	Fire Prot Prem-Polk	-57,437.72		
RXFR	Transfer (Regular)	0.00	75,291.57	
WARR	Warrants	119,125.45	0.00	
				-13,603.84
SFP5800	Fire Prot Prem-Pope	-52,549.54		
RXFR	Transfer (Regular)	0.00	128,964.78	
WARR	Warrants	181,514.32	0.00	
				0.00
SFP5900	Fire Prot Prem-Prairie	-36,487.72		
RXFR	Transfer (Regular)	0.00	61,873.28	
WARR	Warrants	95,987.06	0.00	
				-2,373.94
SFP6000	Fire Prot Prem-Pulaski	-59,765.75		
RXFR	Transfer (Regular)	0.00	446,531.25	
WARR	Warrants	506,297.00	0.00	
				0.00
SFP6100	Fire Prot Prem-Randolph	-15,571.16		
RXFR	Transfer (Regular)	0.00	71,564.27	
WARR	Warrants	84,485.16	0.00	
				-2,650.27
SFP6200	Fire Prot Prem-Saline	-75,608.42		
RXFR	Transfer (Regular)	0.00	223,638.35	
WARR	Warrants	299,246.77	0.00	
				0.00
SFP6300	Fire Prot Prem-Scott	-15,383.93		
RXFR	Transfer (Regular)	81,094.21	125,076.41	
WARR	Warrants	59,366.13	0.00	
				0.00
SFP6400	Fire Prot Prem-Searcy	-55,301.10		
RXFR	Transfer (Regular)	0.00	54,418.66	
WARR	Warrants	80,867.22	0.00	

Fund Transaction by Type

Start Date:7/1/18 End Date:12/31/18

Fund	Fund Description	Beginning Balance		Ending Balance
Type	Type Description	Debits	Credits	
				-28,852.54
SFP6500	Fire Prot Prem-Sebastian	-59,180.86		
RXFR	Transfer (Regular)	0.00	153,565.00	
WARR	Warrants	171,320.26	0.00	
				-41,425.60
SFP6600	Fire Prot Prem-Sevier	-43,590.60		
RXFR	Transfer (Regular)	41,724.82	102,852.63	
WARR	Warrants	104,718.41	0.00	
				0.00
SFP6700	Fire Prot Prem-Sharp	-22,302.22		
RXFR	Transfer (Regular)	0.00	96,909.95	
WARR	Warrants	119,212.17	0.00	
				0.00
SFP6800	Fire Prot Prem-St. Francis	-45,344.90		
RXFR	Transfer (Regular)	0.00	108,091.87	
WARR	Warrants	148,900.38	0.00	
				-4,536.39
SFP6900	Fire Prot Prem-Stone	-21,614.11		
RXFR	Transfer (Regular)	0.00	57,400.50	
WARR	Warrants	79,014.61	0.00	
				0.00
SFP7000	Fire Prot Prem-Union	-82,428.61		
RXFR	Transfer (Regular)	0.00	149,837.69	
WARR	Warrants	151,165.11	0.00	
				-81,101.19
SFP7100	Fire Prot Prem-Van Buren	-15,784.27		
RXFR	Transfer (Regular)	0.00	87,964.41	
WARR	Warrants	103,748.68	0.00	
				0.00
SFP7200	Fire Prot Prem-Washington	-87,545.85		
RXFR	Transfer (Regular)	0.00	257,929.57	
WARR	Warrants	345,475.42	0.00	
				0.00
SFP7300	Fire Prot Prem-White	-91,864.47		
RXFR	Transfer (Regular)	0.00	202,019.98	
WARR	Warrants	287,456.06	0.00	
				-6,428.39
SFP7400	Fire Prot Prem-Woodruff	-7,098.98		
RXFR	Transfer (Regular)	0.00	35,036.67	
WARR	Warrants	37,230.95	0.00	
				-4,904.70
SFP7500	Fire Prot Prem-Yell	-15,745.73		
RXFR	Transfer (Regular)	0.00	82,746.19	
WARR	Warrants	92,149.36	0.00	
				-6,342.56
SFR0100	Fire/Police Pension/Relief	-44,173,742.41		
WARR	Warrants	42,953,260.82	0.00	
				-1,220,481.59
SFR0300	Fire&Police Pension Adl (0620)	-1,314,579.76		
WARR	Warrants	1,314,579.76	0.00	

Fund Transaction by Type

Start Date: 7/1/18 End Date: 12/31/18

Fund	Fund Description	Beginning Balance	Ending Balance	
Type	Type Description	Debits	Credits	
				0.00
SFR0400	Fire&Police Pension Suppl(06:	-627,980.00		
WARR	Warrants	627,000.00	0.00	
				-980.00
SFR0500	Fire&Police Pension FutSup(06:	-11,107,008.30		
WARR	Warrants	4,539,493.00	0.00	
				-6,567,515.30
SFS0000	Cigarette Fire Safe 697/09	-268,740.00		
RCPT	Receipt	0.00	30,000.00	
SDIS	Distribution (Special Fund)	0.00	29,535.00	
SPEC	Special Reversing Entry	30,000.00	0.00	
				-298,275.00
SGI0200	Ind Pat Hosp-Emeg Med Prgm:	-28,188.31		
WARR	Warrants	28,188.31	0.00	
				0.00
SGS0100	Corn Grain Sorghum Bd-Oper:	-634,012.65		
RCPT	Receipt	0.00	451,747.81	
RXFR	Transfer (Regular)	24.97	89,403.63	
SDIS	Distribution (Special Fund)	0.00	523,911.01	
SPEC	Special Reversing Entry	541,151.44	479.60	
TELL	Teller	454.63	0.00	
WARR	Warrants	82,571.77	0.00	
				-1,075,351.89
SHA0000	Dept of Hlth-HVACR	-485,917.58		
RADJ	Receipt Adjustment	1,050.00	525.00	
RCPT	Receipt	0.00	283,085.00	
RXFR	Transfer (Regular)	441,121.36	6,935.00	
SDIS	Distribution (Special Fund)	0.00	278,180.30	
SPEC	Special Reversing Entry	283,610.00	1,050.00	
				-329,911.52
SHF0100	DAH-Consr Tax-Dir Off	-4,350,397.50		
RCPT	Receipt	0.00	46,125.95	
RXFR	Transfer (Regular)	3,137,282.09	3,310,431.24	
WARR	Warrants	1,084,553.77	0.00	
				-3,485,118.83
SHF0200	DAH-Consr Tax-Delta Clt Ctr	-6,047.84		
RCPT	Receipt	0.00	4,036.43	
RXFR	Transfer (Regular)	0.00	175,000.00	
WARR	Warrants	172,114.44	0.00	
				-12,969.83
SHF0300	DAH-Consr Tax-Arts Co	-1,729.64		
RXFR	Transfer (Regular)	0.00	545,000.00	
WARR	Warrants	471,666.86	0.00	
				-75,062.78
SHF0400	DAH-Consr Tax-Commr Comm	-6,003.70		
RXFR	Transfer (Regular)	103,003.06	370,000.00	
WARR	Warrants	269,086.53	0.00	
				-3,914.11
SHF0500	DAH-Consr Tax-Hist Presv	-1,634.62		
RXFR	Transfer (Regular)	0.00	10,000.00	
WARR	Warrants	7,521.07	0.00	

Fund Transaction by Type

Start Date:7/1/18 End Date:12/31/18

Fund	Fund Description	Beginning Balance		Ending Balance
Type	Type Description	Debits	Credits	
				-4,113.55
SHF0600	DAH-Consr Tax-Natl Hrtg	-1,041.84		
RXFR	Transfer (Regular)	0.00	98,000.00	
WARR	Warrants	96,153.05	0.00	
				-2,888.79
SHF0700	DAH-Consr Tax-Terr Restr	-16,282.77		
RXFR	Transfer (Regular)	0.00	201,000.00	
WARR	Warrants	178,266.72	0.00	
				-39,016.05
SHF0900	Mosaic Templars Amend 75(08)	-3,272.25		
RXFR	Transfer (Regular)	0.00	55,000.00	
WARR	Warrants	38,905.03	0.00	
				-19,367.22
SHI0000	AR Highway Transfer (0090)	0.00		
RXFR	Transfer (Regular)	12,700,000.00	20,000,000.00	
				-7,300,000.00
SHK0000	Milk Inspection	-188,789.80		
RADJ	Receipt Adjustment	4,244.63	10,589.63	
RCPT	Receipt	0.00	177,528.09	
RXFR	Transfer (Regular)	234,845.50	4,076.34	
SDIS	Distribution (Special Fund)	0.00	180,826.16	
SPEC	Special Reversing Entry	188,117.72	4,444.63	
TELL	Teller	200.00	0.00	
				-138,846.80
SHL0000	Plumbers Licensing	-864,585.89		
RADJ	Receipt Adjustment	650.00	1,175.00	
RCPT	Receipt	0.00	338,110.25	
RXFR	Transfer (Regular)	374,754.12	4,465.82	
SDIS	Distribution (Special Fund)	0.00	329,758.52	
SPEC	Special Reversing Entry	335,600.25	650.00	
				-827,741.11
SHM0100	Mfg Home Comm-Operations	-474,648.29		
RCPT	Receipt	0.00	156,201.35	
RXFR	Transfer (Regular)	77,167.43	77.16	
SDIS	Distribution (Special Fund)	0.00	78,783.97	
SPEC	Special Reversing Entry	80,024.35	0.00	
WARR	Warrants	26,062.74	0.00	
				-526,456.25
SHW0000	Haz Waste Permit Fee	-4,681,646.19		
RCPT	Receipt	0.00	462,711.27	
RXFR	Transfer (Regular)	491,078.28	27,234.00	
SDIS	Distribution (Special Fund)	0.00	390,621.28	
SPEC	Special Reversing Entry	396,771.23	0.00	
WARR	Warrants	130,728.57	0.00	
				-4,543,634.66
SIA0101	L/P Equine Infectious Anemia	-516,204.79		
RCPT	Receipt	0.00	48,215.50	
RXFR	Transfer (Regular)	37,413.18	0.00	
SDIS	Distribution (Special Fund)	0.00	47,468.16	
SPEC	Special Reversing Entry	48,215.50	0.00	
WARR	Warrants	19,644.29	0.00	

Fund Transaction by Type

Start Date:7/1/18 End Date:12/31/18

Fund	Fund Description	Beginning Balance		Ending Balance
Type	Type Description	Debits	Credits	
				-506,615.48
SIB0100	Bank Department-Operations	-13,539,170.24		
RCPT	Receipt	0.00	6,430,257.13	
RXFR	Transfer (Regular)	3,493,896.25	4,747.60	
SDIS	Distribution (Special Fund)	0.00	6,309,291.08	
SPEC	Special Reversing Entry	6,408,624.77	0.00	
WARR	Warrants	958,928.46	0.00	
				-15,422,016.57
SIE0000	Investor Education (0410)	-842,013.54		
RCPT	Receipt	0.00	150,000.00	
WARR	Warrants	128,286.44	0.00	
				-863,727.10
SIL0100	LP Gas Board Oprs	-1,386,082.29		
RCPT	Receipt	0.00	370,185.57	
RXFR	Transfer (Regular)	169,888.11	2,712.32	
SDIS	Distribution (Special Fund)	0.00	364,186.23	
SPEC	Special Reversing Entry	369,920.00	0.00	
WARR	Warrants	69,937.65	0.00	
				-1,513,420.65
SIP0101	Poultry & Egg Grading 19-6-40	-5,635,800.54		
RADJ	Receipt Adjustment	20,586.54	20,586.54	
RCPT	Receipt	0.00	1,472,746.56	
RXFR	Transfer (Regular)	930,894.92	17,555.62	
SDIS	Distribution (Special Fund)	0.00	800,253.10	
SPEC	Special Reversing Entry	812,852.31	0.00	
WARR	Warrants	496,491.86	0.00	
				-5,686,116.73
SIR0000	Commercial Truck Safety/Educ	-3,640,799.35		
RXFR	Transfer (Regular)	345,753.44	2,000,000.00	
SDIS	Distribution (Special Fund)	0.00	1,937,999.99	
SPEC	Special Reversing Entry	2,000,000.00	0.00	
WARR	Warrants	1,367,415.20	0.00	
				-3,865,630.70
SIS0000	Road/Bridge/ Rep/Maint/Gant	-140,373.91		
RXFR	Transfer (Regular)	0.00	913,747.27	
SDIS	Distribution (Special Fund)	0.00	885,421.11	
SPEC	Special Reversing Entry	913,747.27	0.00	
WARR	Warrants	862,952.00	0.00	
				-162,843.02
SJP0100	Public Service-Utilities	-3,569,516.91		
RCPT	Receipt	0.00	8,491,457.48	
RXFR	Transfer (Regular)	3,168,299.35	1,018.80	
SDIS	Distribution (Special Fund)	0.00	8,330,256.19	
SPEC	Special Reversing Entry	8,461,408.00	0.00	
WARR	Warrants	765,398.33	0.00	
				-7,997,143.70
SKL0000	Skills Development 19-6-830	-21,742,242.38		
RCPT	Receipt	0.00	58,273.07	
RXFR	Transfer (Regular)	94,653.22	3,042,181.00	
WARR	Warrants	2,181,355.70	0.00	
				-22,566,687.53

Fund Transaction by Type

Start Date:7/1/18 End Date:12/31/18

Fund	Fund Description	Beginning Balance		Ending Balance
Type	Type Description	Debits	Credits	
SLA0000	Public Legal Aid		0.00	
RXFR	Transfer (Regular)	0.00	278,015.40	
WARR	Warrants	278,015.40	0.00	
				0.00
SLS0000	Beneficiaries of Fallen Law En		-13,467.71	
RXFR	Transfer (Regular)	0.00	2,279.33	
SDIS	Distribution (Special Fund)	0.00	2,208.67	
SPEC	Special Reversing Entry	2,279.33	0.00	
				-15,676.38
SMB0000	Recyclables Program 19-6-471		-369,290.09	
RCPT	Receipt	0.00	25,470.97	
RXFR	Transfer (Regular)	387.54	0.00	
SDIS	Distribution (Special Fund)	0.00	25,076.17	
SPEC	Special Reversing Entry	25,470.97	0.00	
WARR	Warrants	3,456.60	0.00	
				-390,522.12
SMD0000	Specialty Court Prog 19-6-489		-202,162.19	
RCPT	Receipt	0.00	908.00	
SDIS	Distribution (Special Fund)	0.00	879.84	
SPEC	Special Reversing Entry	908.00	0.00	
WARR	Warrants	60,509.60	0.00	
				-142,532.43
SMF0000	Military Funeral Hon 784/09		-218,178.18	
RXFR	Transfer (Regular)	0.00	20,746.29	
SDIS	Distribution (Special Fund)	0.00	20,103.15	
SPEC	Special Reversing Entry	20,746.29	0.00	
WARR	Warrants	7,150.00	0.00	
				-231,131.33
SMH0100	ADEM-Special Rev Fee		-664,874.26	
RCPT	Receipt	0.00	46,217.40	
RXFR	Transfer (Regular)	150,000.00	0.00	
SDIS	Distribution (Special Fund)	0.00	45,501.03	
SPEC	Special Reversing Entry	46,217.40	0.00	
WARR	Warrants	5,989.33	0.00	
				-554,385.96
SMH2017	EMPG TRAIN & EXERCISE 16		-59,769.11	
RADJ	Receipt Adjustment	40,733.67	40,733.67	
RCPT	Receipt	0.00	89,277.09	
RXFR	Transfer (Regular)	55,711.49	85,918.50	
WARR	Warrants	146,127.88	0.00	
				-33,125.33
SMH2018	EMPG Training & Exercise 17		0.00	
RCPT	Receipt	0.00	18,661.18	
RXFR	Transfer (Regular)	29,818.19	79,262.40	
WARR	Warrants	27,429.59	0.00	
				-40,675.80
SMI0000	MMImplementOperation (0620)		-2,255,887.82	
COFF	Checks Charged Off	100.00	0.00	
RADJ	Receipt Adjustment	650.00	600.00	
RCPT	Receipt	0.00	66,800.50	
SDIS	Distribution (Special Fund)	0.00	65,587.38	

Fund Transaction by Type

Start Date:7/1/18 End Date:12/31/18

Fund	Fund Description	Beginning Balance		Ending Balance
Type	Type Description	Debits	Credits	
SPEC	Special Reversing Entry	67,375.50	750.00	
				-2,321,500.20
SMI0100	AMMA Refund Holding (0625)	-1,489,837.50		
RADJ	Receipt Adjustment	367,500.00	0.00	
SDIS	Distribution (Special Fund)	356,107.50	0.00	
SPEC	Special Reversing Entry	0.00	367,500.00	
				-1,133,730.00
SML0000	Domestic Peace	-42,877.32		
RCPT	Receipt	0.00	187,370.45	
SDIS	Distribution (Special Fund)	0.00	181,561.96	
SPEC	Special Reversing Entry	187,370.45	0.00	
WARR	Warrants	198,722.48	0.00	
				-25,716.80
SMM0100	AMMA Refunds (0625)	-50.00		
RADJ	Receipt Adjustment	0.00	367,550.00	
WARR	Warrants	270,100.00	0.00	
				-97,500.00
SMP0000	ASP Special Operating	0.00		
AXFR	Advance Transfer	0.00	21,722,000.00	
GDIS	Distribution (General Fund)	0.00	12,693,898.75	
RXFR	Transfer (Regular)	44,015,356.90	12,123,174.08	
				-2,523,715.93
SMP0100	ASP Special Operating	-3,627,070.00		
COFF	Checks Charged Off	1,564.16	0.00	
CTAX	Claims & Taxes	75.00	0.00	
RADJ	Receipt Adjustment	69,013.75	1,277.90	
RCPT	Receipt	0.00	4,862,500.61	
RXFR	Transfer (Regular)	31,750,862.16	34,491,367.99	
SDIS	Distribution (Special Fund)	0.00	9,653,689.30	
SPEC	Special Reversing Entry	9,940,060.85	1,679.16	
TELL	Teller	0.00	12.60	
WARR	Warrants	9,605,985.27	0.00	
				-1,270,036.37
SMP0200	ASP Indirect Admin Costs	0.00		
RXFR	Transfer (Regular)	5,755,863.03	7,126,799.56	
				-1,370,936.53
SMP0300	ASP Special Operating	-3,871.37		
RXFR	Transfer (Regular)	80,265.00	525,928.21	
WARR	Warrants	399,475.46	0.00	
				-50,059.12
SMP0500	ASP Used Motor Vehicle	-664,073.79		
COFF	Checks Charged Off	500.00	0.00	
RCPT	Receipt	0.00	345,028.51	
RXFR	Transfer (Regular)	257,728.20	163.83	
SDIS	Distribution (Special Fund)	0.00	338,771.37	
SPEC	Special Reversing Entry	344,605.00	500.00	
WARR	Warrants	88,492.21	0.00	
				-657,212.09
SMP0600	ASP-PI/Security	-660,694.29		
COFF	Checks Charged Off	80.00	0.00	
RADJ	Receipt Adjustment	257.90	0.00	

Fund Transaction by Type

Start Date:7/1/18 End Date:12/31/18

Fund	Fund Description	Beginning Balance		Ending Balance
Type	Type Description	Debits	Credits	
RCPT	Receipt	0.00	225,879.49	
RXFR	Transfer (Regular)	191,225.50	12.41	
SDIS	Distribution (Special Fund)	0.00	222,044.12	
SPEC	Special Reversing Entry	225,877.90	337.90	
WARR	Warrants	58,501.66	0.00	
				-633,025.25
SMP0700	ASP Salvage Auction	-541,693.90		
RCPT	Receipt	0.00	37,712.50	
SDIS	Distribution (Special Fund)	0.00	37,127.97	
SPEC	Special Reversing Entry	37,712.50	0.00	
				-578,821.87
SMP0800	AR Wireless Network	-67,689.20		
RXFR	Transfer (Regular)	29,562.15	3,485,459.89	
WARR	Warrants	3,126,207.88	0.00	
				-397,379.06
SMP1100	ASP Health Plan Hldg Act 1500	-6,737,821.11		
RXFR	Transfer (Regular)	0.00	1,386,340.26	
				-8,124,161.37
SMP2003	ASP Highway Safety 402	-8,540.25		
RCPT	Receipt	0.00	1,905,862.49	
RXFR	Transfer (Regular)	2,232,236.73	1,535,965.07	
WARR	Warrants	1,109,373.81	0.00	
				-108,757.27
SMP2203	ASP Highway Safety 410	-8,091.06		
WARR	Warrants	8,091.06	0.00	
				0.00
SMP2503	ASP Highway Safety 154	0.00		
RCPT	Receipt	0.00	3,180,613.98	
RXFR	Transfer (Regular)	129,390.39	128,774.21	
WARR	Warrants	3,179,997.80	0.00	
				0.00
SMP2603	ASP Highway Safety 403	0.00		
RCPT	Receipt	0.00	70,175.98	
RXFR	Transfer (Regular)	121,236.66	64,076.17	
WARR	Warrants	7,757.19	0.00	
				-5,258.30
SMP2809	Hwy Safety 406 Act 1288/07	0.00		
RCPT	Receipt	0.00	90,709.79	
RXFR	Transfer (Regular)	90,709.79	30,049.84	
WARR	Warrants	30,049.84	0.00	
				0.00
SMP2914	FY2016 COM DRIV LIC PROG(I	-759.10		
RCPT	Receipt	0.00	23,941.02	
RXFR	Transfer (Regular)	4,700.13	0.00	
WARR	Warrants	19,603.78	0.00	
				-396.21
SMP3014	FY2017 Comm Driver's Lic Proc	-2,820.26		
RCPT	Receipt	0.00	17,584.60	
RXFR	Transfer (Regular)	17,584.60	0.00	
				-2,820.26
SMP3021	Hwy Safety 405 MAP 21Act120	-3,914.48		

Fund Transaction by Type

Start Date:7/1/18 End Date:12/31/18

Fund	Fund Description	Beginning Balance		Ending Balance
Type	Type Description	Debits	Credits	
RCPT	Receipt	0.00	2,981,285.85	
RXFR	Transfer (Regular)	2,919,503.29	2,366,528.77	
WARR	Warrants	2,369,277.40	0.00	
				-62,948.41
SMP3070	HS 148 Hwy Sfty Improve Func		0.00	
RXFR	Transfer (Regular)	568,171.40	1,136,342.80	
WARR	Warrants	568,171.40	0.00	
				0.00
SMP3084	E-Crash 18 (0960)		-2,371.37	
RXFR	Transfer (Regular)	144,734.64	249,307.84	
WARR	Warrants	106,944.57	0.00	
				0.00
SMP3093	E-CITE 18 (0960)		0.00	
RXFR	Transfer (Regular)	362,321.42	726,901.42	
WARR	Warrants	364,580.00	0.00	
				0.00
SMP3184	E-Crash 19 (0960)		0.00	
RXFR	Transfer (Regular)	0.00	2,371.37	
				-2,371.37
SMP3303	HS 154 Hazard Elimination		0.00	
RXFR	Transfer (Regular)	14,524.37	14,524.37	
				0.00
SMP3980	Video Storage 18 (0960)		-5,832.13	
RXFR	Transfer (Regular)	57,599.67	54,040.20	
WARR	Warrants	2,272.66	0.00	
				0.00
SMP4080	Video Storage 19 (0960)		0.00	
RXFR	Transfer (Regular)	1,965.27	7,786.63	
WARR	Warrants	1,840.60	0.00	
				-3,980.76
SMP5072	Selective Traffic Enfor Prog		-663.96	
RXFR	Transfer (Regular)	715,598.88	763,042.34	
WARR	Warrants	48,107.42	0.00	
				0.00
SMP5073	Selective Traffic Enf Program		0.00	
RXFR	Transfer (Regular)	389,479.11	390,619.11	
WARR	Warrants	1,140.00	0.00	
				0.00
SMP8800	ASP Vehicles (0960)		-3,149,853.76	
RADJ	Receipt Adjustment	36.95	36.95	
RCPT	Receipt	0.00	1,244,486.68	
RXFR	Transfer (Regular)	11,171.35	1,964,640.80	
SDIS	Distribution (Special Fund)	0.00	1,186,698.87	
SPEC	Special Reversing Entry	1,224,700.38	36.95	
WARR	Warrants	2,480,407.87	0.00	
				-3,829,437.46
SMP9602	ASP Troop K Cont Project		-11,511.36	
RXFR	Transfer (Regular)	8,871.05	0.00	
				-2,640.31
SMS0000	ADH Marine Sanitation		-137,730.70	

Fund Transaction by Type

Start Date:7/1/18 End Date:12/31/18

Fund	Fund Description	Beginning Balance		Ending Balance
Type	Type Description	Debits	Credits	
RXFR	Transfer (Regular)	88,873.43	89,164.18	
				-138,021.45
SNH0100	DHS-Nrs Hm Prsnl Trng-Exp	-678,406.72		
RXFR	Transfer (Regular)	20,317.44	0.00	
				-658,089.28
SNP0100	Nuclear Planning & Response	-318,318.04		
RCPT	Receipt	0.00	867,409.09	
RXFR	Transfer (Regular)	599,638.14	5,541.57	
SDIS	Distribution (Special Fund)	0.00	840,519.41	
SPEC	Special Reversing Entry	867,409.09	0.00	
WARR	Warrants	162,500.00	0.00	
				-402,240.88
SPC0101	L/P Brucellosis Erad/Inspectio	-1,094,820.33		
RCPT	Receipt	0.00	283,119.70	
RXFR	Transfer (Regular)	676,898.03	384,594.25	
SDIS	Distribution (Special Fund)	0.00	307,502.49	
SPEC	Special Reversing Entry	645,823.80	328,484.25	
WARR	Warrants	163,380.55	0.00	
				-912,418.64
SPD0100	People With Disabilities	-23,153.00		
RCPT	Receipt	0.00	3,771.75	
SDIS	Distribution (Special Fund)	0.00	3,713.28	
SPEC	Special Reversing Entry	3,771.75	0.00	
WARR	Warrants	9,600.00	0.00	
				-17,266.28
SPF0100	Comty Punshmt Rev-Oprs	-9,034,235.10		
RCPT	Receipt	0.00	4,876,138.88	
RXFR	Transfer (Regular)	1,829,763.00	2,003,329.35	
SDIS	Distribution (Special Fund)	0.00	4,572,000.34	
SPEC	Special Reversing Entry	4,643,982.07	0.00	
WARR	Warrants	5,749,441.86	0.00	
				-8,262,516.74
SPS0101	Livestock/Poultry Special Rev	-1,220,614.18		
COFF	Checks Charged Off	719.00	0.00	
RCPT	Receipt	0.00	819,854.22	
RXFR	Transfer (Regular)	76,766.73	7,415.00	
SDIS	Distribution (Special Fund)	0.00	724,291.88	
SPEC	Special Reversing Entry	736,414.16	719.00	
WARR	Warrants	753,314.58	0.00	
				-1,205,679.81
SPT0100	Conscr Tax-Oprs	-18,132,368.49		
RCPT	Receipt	0.00	31,431.49	
RXFR	Transfer (Regular)	3,701,129.49	16,950,699.79	
SDIS	Distribution (Special Fund)	0.00	4,526.94	
SPEC	Special Reversing Entry	4,671.77	0.00	
WARR	Warrants	14,915,747.95	0.00	
				-16,497,477.50
SRD0000	Long Term Reserve Fund	-123,449,943.88		
RXFR	Transfer (Regular)	0.00	3,191,161.08	
				-126,641,104.96
SRP0100	Rice Research & Promo Bd-O	-117,068.31		

Fund Transaction by Type

Start Date:7/1/18 End Date:12/31/18

Fund	Fund Description	Beginning Balance		Ending Balance
Type	Type Description	Debits	Credits	
RCPT	Receipt	0.00	3,140,201.86	
RXFR	Transfer (Regular)	199.61	47,905.04	
SDIS	Distribution (Special Fund)	0.00	3,087,143.25	
SPEC	Special Reversing Entry	3,188,106.90	2,200.56	
TELL	Teller	2,000.95	0.00	
WARR	Warrants	2,673,013.43	0.00	
				-531,198.13
SRS0000	Reg Sub Stor Tank Prg	-2,383,817.65		
COFF	Checks Charged Off	725.00	0.00	
RCPT	Receipt	0.00	207,435.00	
RXFR	Transfer (Regular)	403,930.79	0.00	
SDIS	Distribution (Special Fund)	0.00	123,618.73	
SPEC	Special Reversing Entry	126,290.00	725.00	
WARR	Warrants	63,123.30	0.00	
				-2,121,527.29
SSA0000	AR CourtAppointedSpecAdvo	-10,703.27		
RXFR	Transfer (Regular)	0.00	3,250.00	
SDIS	Distribution (Special Fund)	0.00	3,149.24	
SPEC	Special Reversing Entry	3,250.00	0.00	
WARR	Warrants	10,000.00	0.00	
				-3,852.51
SSC0480	ADC Sex/Child Offen Reg-048	-164,824.85		
RCPT	Receipt	0.00	12,039.23	
SDIS	Distribution (Special Fund)	0.00	11,666.00	
SPEC	Special Reversing Entry	12,039.23	0.00	
				-176,490.85
SSC0990	ACIC Sex/Child Offend Reg-09	-22,651.54		
RCPT	Receipt	0.00	12,039.24	
SDIS	Distribution (Special Fund)	0.00	11,666.01	
SPEC	Special Reversing Entry	12,039.24	0.00	
WARR	Warrants	17,690.56	0.00	
				-16,626.99
SSD0000	Individual Sewage Disposal S	-63,532.78		
RADJ	Receipt Adjustment	0.00	2,360.00	
RCPT	Receipt	0.00	10,724.00	
RXFR	Transfer (Regular)	6,599.14	0.00	
SDIS	Distribution (Special Fund)	0.00	12,881.19	
SPEC	Special Reversing Entry	13,084.00	0.00	
				-69,814.83
SSE0000	AR Citizens 1st Resp Safety	-24,865.77		
RCPT	Receipt	0.00	140,735.94	
SDIS	Distribution (Special Fund)	0.00	136,373.13	
SPEC	Special Reversing Entry	140,735.94	0.00	
WARR	Warrants	141,774.90	0.00	
				-19,464.00
SST0101	Livestock/Poultry Swine Testir	-1,529.35		
RXFR	Transfer (Regular)	0.00	18.00	
SDIS	Distribution (Special Fund)	0.00	17.45	
SPEC	Special Reversing Entry	18.00	0.00	
				-1,546.80
SSV0000	Alcoholic Bev Control 19-6-82:	-629,832.58		

Fund Transaction by Type

Start Date:7/1/18 End Date:12/31/18

Fund	Fund Description	Beginning Balance		Ending Balance
Type	Type Description	Debits	Credits	
RCPT	Receipt	0.00	176,115.00	
RXFR	Transfer (Regular)	3,349.59	0.00	
SDIS	Distribution (Special Fund)	0.00	170,655.43	
SPEC	Special Reversing Entry	176,115.00	0.00	
WARR	Warrants	56,868.92	0.00	
				-740,269.50
SSW0100	Social Work Licensing-Operati	-676,344.12		
RCPT	Receipt	0.00	93,545.00	
RXFR	Transfer (Regular)	56,407.18	84.88	
SDIS	Distribution (Special Fund)	0.00	92,095.04	
SPEC	Special Reversing Entry	93,545.00	0.00	
WARR	Warrants	21,667.90	0.00	
				-690,448.96
STC0100	Telecomm Equip Fund-Oprs	-691,108.20		
RCPT	Receipt	0.00	213,044.22	
RXFR	Transfer (Regular)	74,375.23	4,779.53	
SDIS	Distribution (Special Fund)	0.00	209,129.06	
SPEC	Special Reversing Entry	216,472.64	653.18	
TELL	Teller	653.18	0.00	
WARR	Warrants	134,327.00	0.00	
				-692,886.14
STR0000	AR Tob Cont Rev ACA 19-6-83	-1,106,487.23		
COFF	Checks Charged Off	150.00	0.00	
RCPT	Receipt	0.00	108,882.98	
SDIS	Distribution (Special Fund)	0.00	107,029.91	
SPEC	Special Reversing Entry	108,865.00	150.00	
WARR	Warrants	10,912.26	0.00	
				-1,202,622.86
SVS0000	AR Video Service Fund (0063)	-15,550.33		
RCPT	Receipt	0.00	600.00	
SDIS	Distribution (Special Fund)	0.00	581.40	
SPEC	Special Reversing Entry	600.00	0.00	
				-16,131.73
SWF0100	Wkforce 2000 Dev-Grant/Exp	-2,173,455.88		
RADJ	Receipt Adjustment	0.00	13,246,640.40	
RXFR	Transfer (Regular)	12,942,793.31	72,675.33	
SDIS	Distribution (Special Fund)	0.00	12,835,994.52	
SPEC	Special Reversing Entry	13,246,640.40	0.00	
				-2,139,332.42
SWG0000	AR Wine Grants (0900)	-938,718.75		
CTAX	Claims & Taxes	1,000.00	0.00	
RCPT	Receipt	0.00	24,000.00	
RXFR	Transfer (Regular)	948,893.25	0.00	
SDIS	Distribution (Special Fund)	0.00	22,287.00	
SPEC	Special Reversing Entry	24,000.00	1,000.00	
				-12,112.50
SWG0100	Arkansas Wine Grants (0620)	0.00		
RXFR	Transfer (Regular)	0.00	648,503.25	
WARR	Warrants	648,503.25	0.00	
				0.00
SWP0100	Wheat Promotion Bd-Operatio	-19,390.96		

Fund Transaction by Type

Start Date:7/1/18 End Date:12/31/18

Fund	Fund Description	Beginning Balance		Ending Balance
Type	Type Description	Debits	Credits	
RCPT	Receipt	0.00	55,379.09	
RXFR	Transfer (Regular)	4,312.81	24,694.73	
SDIS	Distribution (Special Fund)	0.00	67,421.32	
SPEC	Special Reversing Entry	73,891.05	4,312.81	
WARR	Warrants	34.44	0.00	
				-92,960.61
SWT0000	In God We Trust License Plate			-10,369.36
RXFR	Transfer (Regular)	54,422.37	51,987.31	
SDIS	Distribution (Special Fund)	0.00	50,375.71	
SPEC	Special Reversing Entry	51,987.31	0.00	
				-6,322.70
SXA0100	AR Abstractors' BD 19-6-415			-99,613.22
RCPT	Receipt	0.00	15,960.00	
RXFR	Transfer (Regular)	4,831.42	0.00	
SDIS	Distribution (Special Fund)	0.00	15,712.62	
SPEC	Special Reversing Entry	15,960.00	0.00	
WARR	Warrants	4,908.36	0.00	
				-105,586.06
SXV0100	Veterinary Exam Board-Operat			-541,794.64
COFF	Checks Charged Off	200.00	0.00	
RCPT	Receipt	0.00	7,770.00	
RXFR	Transfer (Regular)	33,441.01	0.00	
SDIS	Distribution (Special Fund)	0.00	443.02	
SPEC	Special Reversing Entry	550.00	100.00	
WARR	Warrants	10,898.79	0.00	
				-505,017.86
TAC0000	Accountability Court 19-5-114			-171,737.04
RCPT	Receipt	0.00	310,944.33	
				-482,681.37
TAD0201	Pesticide/Plant Disposal 19-5-			-1,122,382.41
RCPT	Receipt	0.00	374,430.00	
SDIS	Distribution (Special Fund)	0.00	368,626.32	
SPEC	Special Reversing Entry	374,430.00	0.00	
				-1,491,008.73
TAF0000	Asset Forfeiture			-295,429.39
RCPT	Receipt	0.00	47,107.08	
RXFR	Transfer (Regular)	155,724.14	0.00	
WARR	Warrants	158,160.36	0.00	
				-28,651.97
TAF0100	Spec St Assets Forfeit (0620)			-46,704.28
RXFR	Transfer (Regular)	46,237.24	0.00	
				-467.04
TAF0300	State Police Federal 25% (0620)			-178,546.42
RXFR	Transfer (Regular)	0.00	12,843.68	
				-191,390.10
TAF0400	State Police Federal 65% (0620)			-57,953.65
RXFR	Transfer (Regular)	0.00	33,393.56	
				-91,347.21
TAJ0200	St Admin Of Justice-Co/City R			0.00
RXFR	Transfer (Regular)	0.00	1,481.98	
WARR	Warrants	50.00	0.00	

Fund Transaction by Type

Start Date:7/1/18 End Date:12/31/18

Fund	Fund Description	Beginning Balance		Ending Balance
Type	Type Description	Debits	Credits	
				-1,431.98
TAJ0300	St Admin Of Justice-St Prgms/	-9,439,561.25		
RCPT	Receipt	0.00	13,801,230.91	
RXFR	Transfer (Regular)	23,454,362.39	4,530,536.89	
SDIS	Distribution (Special Fund)	0.00	4,389,615.46	
SPEC	Special Reversing Entry	4,530,046.91	0.00	
WARR	Warrants	1,329,200.50	0.00	
				-2,847,334.71
TAR0000	Judges Retirement	-31,790.08		
RCPT	Receipt	0.00	357,489.36	
RXFR	Transfer (Regular)	110,050.00	5,302,809.07	
WARR	Warrants	5,524,302.85	0.00	
				-57,735.66
TAS0000	Securities Reserve	-29,105,991.87		
DXFR	Transfer (Deduction)	15,955,279.49	0.00	
RADJ	Receipt Adjustment	0.00	288,530.28	
RCPT	Receipt	0.00	53,692,954.27	
RXFR	Transfer (Regular)	43,469,902.28	635.56	
				-23,662,930.21
TAW0000	AR Work Prog Tr Fund 19-5-11	-9,903,428.00		
RCPT	Receipt	0.00	18,815,357.00	
RXFR	Transfer (Regular)	28,718,784.52	0.00	
				-0.48
TAX0000	Ad Valorem Tax	-3,806,764.78		
COFF	Checks Charged Off	16,013.22	0.00	
CTAX	Claims & Taxes	18,384.11	0.00	
RXFR	Transfer (Regular)	14,261,805.63	11,066,406.88	
				-576,968.70
TBB0000	DFA Rev-Interstate Mtr Fuel Ta	-5,983.06		
RADJ	Receipt Adjustment	384.95	77,555.94	
WARR	Warrants	71,728.70	0.00	
				-11,425.35
TBC0000	DFA-Rev Gasoline Tax Refund	0.00		
RXFR	Transfer (Regular)	0.00	22,925.26	
WARR	Warrants	22,925.26	0.00	
				0.00
TBJ0000	College Savings Bonds	0.00		
LCRT	General Letter of Cert	0.00	3,410,317.61	
RXFR	Transfer (Regular)	3,410,317.61	0.00	
				0.00
TBJ0015	Higher Ed 2015 bond 2007C 00	0.00		
RXFR	Transfer (Regular)	0.00	2,534,105.63	
WARR	Warrants	2,534,105.63	0.00	
				0.00
TBJ1300	Higher Ed 2016 Bond Issue	0.00		
RXFR	Transfer (Regular)	0.00	876,211.98	
WARR	Warrants	876,211.98	0.00	
				0.00
TBL0000	Sm Bus Revolving Ln	-1,620,277.06		
RCPT	Receipt	0.00	10,440.71	
RXFR	Transfer (Regular)	6,481,826.00	6,481,826.00	

Fund Transaction by Type

Start Date:7/1/18 End Date:12/31/18

Fund	Fund Description	Beginning Balance		Ending Balance
Type	Type Description	Debits	Credits	
				-1,630,717.77
TBP0000	Best Practices Act 570/11 S124	-1,529,960.55		
RCPT	Receipt	0.00	1,723,970.50	
RXFR	Transfer (Regular)	0.00	1,600.33	
SDIS	Distribution (Special Fund)	0.00	1,696,327.45	
SPEC	Special Reversing Entry	1,723,034.50	0.00	
WARR	Warrants	1,930,689.39	0.00	
				-1,298,134.94
TBQ0000	Social Innovation 19-5-1143	0.00		
RXFR	Transfer (Regular)	1,998.54	115,954.08	
WARR	Warrants	113,955.54	0.00	
				0.00
TBS0000	Budget Stabilization Trust	-173,742,677.69		
RXFR	Transfer (Regular)	259,199,581.45	204,651,737.92	
				-119,194,834.16
TCA0100	County Assessors Continuing	-299,694.68		
RCPT	Receipt	0.00	37,800.00	
SDIS	Distribution (Special Fund)	0.00	36,628.20	
SPEC	Special Reversing Entry	37,800.00	0.00	
WARR	Warrants	33,017.88	0.00	
				-303,305.00
TCC0100	County Coll Ctng Ed-Oprs-(05)	-106,905.32		
RCPT	Receipt	0.00	32,900.00	
WARR	Warrants	26,568.68	0.00	
				-113,236.64
TCE0100	Co Treas Cont Ed-Oprs-(059)	-35,766.94		
RCPT	Receipt	0.00	42,700.00	
WARR	Warrants	41,265.46	0.00	
				-37,201.48
TCH0000	Baby Sharon's Illness	-13,154.80		
RCPT	Receipt	0.00	2,200.00	
RXFR	Transfer (Regular)	0.00	297.00	
WARR	Warrants	2,878.00	0.00	
				-12,773.80
TCI0100	Wrforce Ed-Constr Craft Trng I	-776,497.90		
RCPT	Receipt	0.00	385,805.46	
RXFR	Transfer (Regular)	51,103.05	0.00	
WARR	Warrants	627,966.07	0.00	
				-483,234.24
TCR0100	Crime Victims Reparation Rev	-487,529.51		
RCPT	Receipt	0.00	31,438.62	
RXFR	Transfer (Regular)	201,102.81	679,159.98	
SDIS	Distribution (Special Fund)	0.00	3,137.81	
SPEC	Special Reversing Entry	3,187.20	0.00	
WARR	Warrants	756,082.35	0.00	
				-240,893.56
TCS0200	ADHE Stud Prot (0700)	-1,294,849.92		
RCPT	Receipt	0.00	1,016.69	
RXFR	Transfer (Regular)	211,050.00	211,050.00	
WARR	Warrants	13,915.37	0.00	
				-1,281,951.24

Fund Transaction by Type

Start Date:7/1/18 End Date:12/31/18

Fund	Fund Description	Beginning Balance		Ending Balance
Type	Type Description	Debits	Credits	
TCT0200	Children's Trust (0710)	-2,608,958.58		
RCPT	Receipt	0.00	147,905.26	
RXFR	Transfer (Regular)	28,631.96	0.00	
SDIS	Distribution (Special Fund)	0.00	143,295.72	
SPEC	Special Reversing Entry	147,880.00	0.00	
WARR	Warrants	100,478.02	0.00	
				-2,623,169.58
TDP0100	Death/Permanent Ttl Disability	-102,004,285.78		
COFF	Checks Charged Off	2,509.00	0.00	
RCPT	Receipt	0.00	1,461,706.27	
RXFR	Transfer (Regular)	683,359,745.22	683,359,730.22	
WARR	Warrants	7,109,994.16	0.00	
				-96,353,473.89
TDR9000	AR Distr Rel Prog Trust-Grants	-515,998.46		
RCPT	Receipt	0.00	3,678.05	
RXFR	Transfer (Regular)	2,026,829.00	2,027,614.00	
				-520,461.51
TDS0000	Nonmun Dom Sew Treat 19-5-'	-100,645.16		
RCPT	Receipt	0.00	19,525.00	
RXFR	Transfer (Regular)	321,823.00	321,823.00	
				-120,170.16
TDT9200	Tourism Development Trust	-4,042,717.98		
RCPT	Receipt	0.00	601.48	
RXFR	Transfer (Regular)	3,467,375.98	12,253,649.92	
SDIS	Distribution (Special Fund)	0.00	9,009,453.97	
SPEC	Special Reversing Entry	9,444,832.07	147,149.95	
WARR	Warrants	6,368,550.05	0.00	
				-6,172,815.20
TDT9202	AR Wine Tourism Product Proc	0.00		
RXFR	Transfer (Regular)	0.00	658,681.00	
				-658,681.00
TEB1001	Educational Building Rev Bon	-3,505,458.58		
RCPT	Receipt	0.00	93,342.84	
RXFR	Transfer (Regular)	12,000,000.00	12,002,359.88	
WARR	Warrants	728,330.53	0.00	
				-2,872,830.77
TEM1001	Revolving Loan Certificate	-12,576,743.15		
RCPT	Receipt	0.00	190,301.30	
RXFR	Transfer (Regular)	19,027,747.67	19,000,000.00	
WARR	Warrants	93,360.39	0.00	
				-12,645,936.39
TER0000	Teacher Retirement	-3,608,675.58		
RCPT	Receipt	0.00	85,402,628.84	
RXFR	Transfer (Regular)	4,829,198.60	3.75	
WARR	Warrants	81,842,989.43	0.00	
				-2,339,120.14
TES0100	Dept Workforce Services Trust	-1,601,748.80		
RCPT	Receipt	0.00	23,414,567.83	
RXFR	Transfer (Regular)	20,802,600.66	5,498,022.11	
WARR	Warrants	9,576,146.29	0.00	
				-135,591.79

Fund Transaction by Type

Start Date:7/1/18 End Date:12/31/18

Fund	Fund Description	Beginning Balance		Ending Balance
Type	Type Description	Debits	Credits	
TES0200	Dept Workforce Services Trust	-379,792.87		
RADJ	Receipt Adjustment	1,645.48	1,645.48	
RCPT	Receipt	0.00	4,014.84	
RXFR	Transfer (Regular)	465,294.02	428,319.12	
WARR	Warrants	2,691.43	0.00	
				-344,141.38
TET0100	AEDQ Environmental Settlement	-677,163.93		
RCPT	Receipt	0.00	10,059.20	
RXFR	Transfer (Regular)	2,550,000.00	2,550,000.00	
WARR	Warrants	21,518.81	0.00	
				-665,704.32
TEX0000	Education Excellence Trust	0.00		
LCRT	General Letter of Cert	0.00	165,615,850.98	
RXFR	Transfer (Regular)	138,013,209.15	0.00	
				-27,602,641.83
TFB0000	Fidelity Bond Trust	-4,940,199.13		
RCPT	Receipt	0.00	30,220.17	
RXFR	Transfer (Regular)	5,970,000.00	6,270,457.36	
				-5,270,876.66
TFB0400	Fidelity Bond Trust	-326,730.07		
RCPT	Receipt	0.00	38,332.18	
RXFR	Transfer (Regular)	0.00	600,000.00	
WARR	Warrants	597,307.52	0.00	
				-367,754.73
TFH0000	AR Fair Housing Commission	-365,098.66		
RCPT	Receipt	0.00	22,430.18	
WARR	Warrants	4,777.70	0.00	
				-382,751.14
TFM0000	Military Family Relief 19-5-1127	-211,192.45		
RCPT	Receipt	0.00	1,035.96	
RXFR	Transfer (Regular)	125,000.00	125,844.52	
WARR	Warrants	7,483.12	0.00	
				-205,589.81
TGC0000	Corporate Income Tax	-4,600,037.85		
NDXF	Transfer (Non-Distribution)	242,527.53	27,768,012.68	
RXFR	Transfer (Regular)	211,185.08	211,185.08	
WARR	Warrants	24,069,883.20	0.00	
				-8,055,639.80
TGI0000	Individual Income Tax	-15,809,237.88		
COFF	Checks Charged Off	217,684.45	0.00	
FORG	Forgery	0.00	379.00	
NDXF	Transfer (Non-Distribution)	0.00	78,883,114.04	
RCPT	Receipt	0.00	876,985.92	
RXFR	Transfer (Regular)	4,749,449.40	4,720,529.24	
WARR	Warrants	86,873,470.94	0.00	
				-8,449,641.29
TGI00WH	Withholding Tax Ref AIRS (063)	-917,603.09		
NDXF	Transfer (Non-Distribution)	17,228.07	605,577.13	
WARR	Warrants	755,397.29	0.00	
				-750,554.86
TGP0010	Nat'l Cultural Hist Presv(0865)	-2,454,139.54		

Fund Transaction by Type

Start Date:7/1/18 End Date:12/31/18

Fund	Fund Description	Beginning Balance		Ending Balance
Type	Type Description	Debits	Credits	
RCPT	Receipt	0.00	6,621.18	
RXFR	Transfer (Regular)	5,244,916.38	6,588,381.81	
SDIS	Distribution (Special Fund)	0.00	1,536,993.58	
SPEC	Special Reversing Entry	1,662,360.81	76,196.12	
WARR	Warrants	222,685.39	0.00	
				-3,532,369.65
TGS0800	Geographic Info Syst 296/09	-369,447.19		
RCPT	Receipt	0.00	22,062.24	
WARR	Warrants	22,015.15	0.00	
				-369,494.28
TGT0000	AR Natural/Cultural Resources	-27,582,808.52		
RCPT	Receipt	0.00	13,274.26	
RXFR	Transfer (Regular)	46,631,683.47	36,980,252.97	
SDIS	Distribution (Special Fund)	0.00	12,295,948.72	
SPEC	Special Reversing Entry	13,298,886.52	609,568.96	
				-17,551,283.44
TGT0100	AR Natural/Cultural Resources	-50,311.43		
RCPT	Receipt	0.00	157.72	
RXFR	Transfer (Regular)	200,446.93	200,135.50	
				-50,157.72
TGT0200	AR Natural/Cultural Resources	-14,473.77		
RXFR	Transfer (Regular)	41,986.67	90,854.88	
WARR	Warrants	2,550.24	0.00	
				-60,791.74
TGT1702	17 NCRC DCC (0865)	-63,781.25		
WARR	Warrants	63,481.25	0.00	
				-300.00
TGT1703	17 NCRC Archives (0865)	-516.52		
WARR	Warrants	516.52	0.00	
				0.00
TGT1704	17 NCRC OSH (0865)	-155,597.34		
WARR	Warrants	155,597.34	0.00	
				0.00
TGT1705	17 NCRC HP (0865)	-1,042.48		
WARR	Warrants	1,042.48	0.00	
				0.00
TGT1706	17 NCRC NHC (0865)	-187,926.79		
RXFR	Transfer (Regular)	0.00	1,000.00	
WARR	Warrants	188,926.79	0.00	
				0.00
TGT1707	17 NCRC HAM (0865)	-35,321.57		
RXFR	Transfer (Regular)	1,000.00	0.00	
WARR	Warrants	34,321.57	0.00	
				0.00
TGT1709	17 NCRC MT (0865)	-7,179.00		
WARR	Warrants	7,179.00	0.00	
				0.00
TGT1711	17 NCRC SAU (0105)	-150,000.00		
RXFR	Transfer (Regular)	150,000.00	0.00	
				0.00

Fund Transaction by Type

Start Date: 7/1/18 End Date: 12/31/18

Fund	Fund Description	Beginning Balance		Ending Balance
Type	Type Description	Debits	Credits	
TGT1717	17 NCRC SACC (0193)			-3,126.19
RXFR	Transfer (Regular)	3,126.19	0.00	
				0.00
TGT1721	17 NCRC DFA/DBA (0615)			-202,826.25
RXFR	Transfer (Regular)	188,812.57	0.00	
WARR	Warrants	14,013.68	0.00	
				0.00
TGT1724	17 NCRC ATU (0130)			-101,247.29
RXFR	Transfer (Regular)	78,958.63	0.00	
WARR	Warrants	22,288.66	0.00	
				0.00
TGT1801	NCRC 18-001 Parks Impr (0900)			-1,336,705.61
RXFR	Transfer (Regular)	0.00	3,000,000.00	
WARR	Warrants	2,537,721.51	0.00	
				-1,798,984.10
TGT1803	NCRC 18-003 UALR (0145)			-149.92
RXFR	Transfer (Regular)	0.00	8,000.00	
				-8,149.92
TGT1806	NCRC 18-006 SAU (0105)			-51,568.10
RXFR	Transfer (Regular)	0.00	89,471.67	
				-141,039.77
TGT1807	NCRC 18-008 ATU (0130)			0.00
RXFR	Transfer (Regular)	0.00	600,000.00	
WARR	Warrants	600,000.00	0.00	
				0.00
TGT1811	NCRC 18-011 UA Cossatot (0615)			-7,576.15
RXFR	Transfer (Regular)	0.00	75,000.00	
				-82,576.15
TGT1812	NCRC 18-012 School for Deaf			0.00
RXFR	Transfer (Regular)	0.00	163,264.37	
WARR	Warrants	163,100.51	0.00	
				-163.86
TGT1813	NCRC 18-013 UAM (0155)			0.00
RXFR	Transfer (Regular)	0.00	304,339.00	
				-304,339.00
TGT1814	NCRC 18-014 ASU (0125)			0.00
RXFR	Transfer (Regular)	0.00	6,477.90	
WARR	Warrants	6,477.90	0.00	
				0.00
TGT1815	NCRC 18-015 ASU (0125)			0.00
RXFR	Transfer (Regular)	0.00	13,649.61	
WARR	Warrants	13,649.61	0.00	
				0.00
TGT1816	NCRC 18-016 UAFS (0195)			0.00
RXFR	Transfer (Regular)	0.00	14,957.08	
WARR	Warrants	14,957.08	0.00	
				0.00
TGT1817	NCRC 18-017 SACC (0193)			0.00
RXFR	Transfer (Regular)	0.00	50,000.00	
WARR	Warrants	32,185.86	0.00	

Fund Transaction by Type

Start Date: 7/1/18 End Date: 12/31/18

Fund	Fund Description	Beginning Balance		Ending Balance
Type	Type Description	Debits	Credits	
				-17,814.14
TGT1819	NCRC 18-019 UA CAST (0135)			
RXFR	Transfer (Regular)	0.00	40,000.00	
				-40,000.00
TGT1824	NCRC 18-023 HSU (0100)			
RXFR	Transfer (Regular)	0.00	185,177.11	
WARR	Warrants	185,177.11	0.00	
				0.00
TGT1852	NCRC 18-005 HPP (0865)			
RXFR	Transfer (Regular)	0.00	700,000.00	
WARR	Warrants	842,067.32	0.00	
				-128,318.51
TGT1853	NCRC 18-005 NHC (0865)			
RXFR	Transfer (Regular)	10,455.28	0.00	
WARR	Warrants	302,454.97	0.00	
				-248,454.11
TGT1854	NCRC 18-005 ASA (0865)			
WARR	Warrants	68,462.59	0.00	
				-121,804.00
TGT1855	NCRC 18-005 DO/Central (0865)			
RXFR	Transfer (Regular)	0.00	558,924.00	
WARR	Warrants	523,167.63	0.00	
				-185,756.37
TGT1856	NCRC 18-005 DCC			
WARR	Warrants	203,205.56	0.00	
				-146,794.44
TGT1857	NCRC 18-005 HAM (0865)			
RXFR	Transfer (Regular)	0.00	481,000.00	
WARR	Warrants	70,685.03	0.00	
				-470,791.80
TGT1858	NCRC 18-005 MT (0865)			
RXFR	Transfer (Regular)	0.00	300,000.00	
WARR	Warrants	249,981.74	0.00	
				-95,698.26
TGT1859	NCRC 18-005 OSH (0865)			
RXFR	Transfer (Regular)	0.00	310,000.00	
WARR	Warrants	72,813.87	0.00	
				-496,490.12
TGT1901	19--001 NCRC STATE PARK IM			
RXFR	Transfer (Regular)	0.00	1,100,000.00	
WARR	Warrants	8,208.63	0.00	
				-1,091,791.37
TGT1903	19-003 NCRC-UAF-PRESERV /			
RXFR	Transfer (Regular)	0.00	1,494.66	
				-1,494.66
TGT1904	19-004 NCRC-AGRI-AFC HSRA			
RXFR	Transfer (Regular)	0.00	70,000.00	
WARR	Warrants	500.00	0.00	
				-69,500.00
TGT1905	19-005 NCRC-ASB INFIRM PR			
				0.00

Fund Transaction by Type

Start Date: 7/1/18 End Date: 12/31/18

Fund	Fund Description	Beginning Balance		Ending Balance
Type	Type Description	Debits	Credits	
RXFR	Transfer (Regular)	0.00	16,335.00	
WARR	Warrants	16,335.00	0.00	
				0.00
TGT1906	19-006 NCRC-ASD PARNELL F	0.00		
RXFR	Transfer (Regular)	0.00	38,726.31	
WARR	Warrants	38,726.31	0.00	
				0.00
TGT1907	19-007 NCRC-OLD SUPREME	0.00		
RXFR	Transfer (Regular)	0.00	1,200,000.00	
WARR	Warrants	1,083,673.22	0.00	
				-116,326.78
TGT1910	19-010 NCRC-ATU-WILL HALL	0.00		
RXFR	Transfer (Regular)	0.00	12,053.29	
				-12,053.29
TGT1911	NCRC-HSU-CADDO CTR REN	0.00		
RXFR	Transfer (Regular)	0.00	198,186.52	
WARR	Warrants	198,186.52	0.00	
				0.00
TGT1952	19-002 NCRC-HISTOR PRESEF	0.00		
RXFR	Transfer (Regular)	0.00	300,000.00	
WARR	Warrants	17,500.00	0.00	
				-282,500.00
TGT1953	19-002 NCRC NATURAL HERT	0.00		
RXFR	Transfer (Regular)	14,614.05	1,000,000.00	
WARR	Warrants	149,688.92	0.00	
				-835,697.03
TGT1954	19-002 NCRC-ARK STATE ARC	0.00		
RXFR	Transfer (Regular)	0.00	209,500.00	
WARR	Warrants	42,014.05	0.00	
				-167,485.95
TGT1956	19-002 NCRC-DELTA CULTR C	0.00		
RXFR	Transfer (Regular)	0.00	300,000.00	
				-300,000.00
TGT1957	19-002 NCRC-HISTOR ARK ML	0.00		
RXFR	Transfer (Regular)	0.00	400,000.00	
WARR	Warrants	12,500.00	0.00	
				-387,500.00
TGT1959		0.00		
RXFR	Transfer (Regular)	0.00	672,000.00	
WARR	Warrants	236,605.12	0.00	
				-435,394.88
TGT9700	DAH-NCRC FY01 Grnts	-166,442.16		
RCPT	Receipt	0.00	86,094.86	
RXFR	Transfer (Regular)	44,789,752.30	61,942,558.52	
				-17,405,343.24
TGT9800	DAH-NCRC FY02 Grnts	-10,227,580.23		
RCPT	Receipt	0.00	13,069.21	
RXFR	Transfer (Regular)	24,400,260.74	17,500,000.00	
				-3,340,388.70
THD0100	High Ed Resrch Dev-Grants	0.00		

Fund Transaction by Type

Start Date:7/1/18 End Date:12/31/18

Fund	Fund Description	Beginning Balance		Ending Balance
Type	Type Description	Debits	Credits	
RADJ	Receipt Adjustment	0.00	45,606.95	
				-45,606.95
THL0100	State Health Bldg/Local Grant	-1,368,420.05		
RCPT	Receipt	0.00	395.48	
RXFR	Transfer (Regular)	0.00	592,546.37	
WARR	Warrants	208,387.16	0.00	
				-1,752,974.74
THR0100	Manufactured Housing Recove	-1,414,600.87		
RADJ	Receipt Adjustment	5,000.00	5,000.00	
RCPT	Receipt	0.00	38,434.24	
RXFR	Transfer (Regular)	2,400,000.00	2,400,000.00	
WARR	Warrants	8,500.00	0.00	
				-1,444,535.11
THS0000	Hazardous Substance Remedi	-8,099,551.06		
RCPT	Receipt	0.00	488,330.00	
RXFR	Transfer (Regular)	81,641,535.03	81,577,998.67	
WARR	Warrants	185,805.53	0.00	
				-8,338,539.17
THT0000	ARHealthcareTranspar 19-5-11	-100,000.00		
RCPT	Receipt	0.00	275,400.00	
WARR	Warrants	282,694.19	0.00	
				-92,705.81
TIE0100	Insurance Continuing Ed	-2,013,794.80		
COFF	Checks Charged Off	20.00	0.00	
CTAX	Claims & Taxes	890.00	125.00	
RADJ	Receipt Adjustment	0.00	5,551.00	
RCPT	Receipt	0.00	67,560.00	
RXFR	Transfer (Regular)	2.65	0.00	
				-2,086,118.15
TIF0100	Insurance Fraud Investig Div	-2,150,749.28		
CTAX	Claims & Taxes	28,700.00	0.00	
RADJ	Receipt Adjustment	3,450.00	200.00	
RCPT	Receipt	0.00	99,630.00	
RXFR	Transfer (Regular)	1,550.00	0.00	
WARR	Warrants	107,704.41	0.00	
				-2,109,174.87
TIP0100	Insurance Prepaid Oprs	-870,579.23		
COFF	Checks Charged Off	200.00	0.00	
RADJ	Receipt Adjustment	105.00	11,825.00	
RCPT	Receipt	0.00	8,655.00	
RXFR	Transfer (Regular)	117,527.08	0.00	
WARR	Warrants	17,043.01	0.00	
				-756,184.14
TIP0200	Ins Prepaid Trust-Recv Prg	-834,488.22		
RADJ	Receipt Adjustment	11,825.00	0.00	
RCPT	Receipt	0.00	40,215.00	
WARR	Warrants	13,508.27	0.00	
				-849,369.95
TJW0100	Workers' Compensation	-11,263,451.99		
COFF	Checks Charged Off	560.00	0.00	
RADJ	Receipt Adjustment	39,100.00	68,483.33	

Fund Transaction by Type

Start Date:7/1/18 End Date:12/31/18

Fund	Fund Description	Beginning Balance		Ending Balance
Type	Type Description	Debits	Credits	
RCPT	Receipt	0.00	408,234.37	
RXFR	Transfer (Regular)	76,195,141.01	72,846,023.72	
WARR	Warrants	715,447.23	0.00	
				-7,635,945.17
TLP0100	Landfill Post Closure	-6,882,934.38		
RCPT	Receipt	0.00	1,617,636.41	
RXFR	Transfer (Regular)	78,925,117.09	78,796,407.88	
SDIS	Distribution (Special Fund)	0.00	1,541,959.52	
SPEC	Special Reversing Entry	1,566,236.18	0.00	
WARR	Warrants	2,292,888.81	0.00	
				-6,054,696.11
TLR0000	Land Reclamation	-583,215.29		
RCPT	Receipt	0.00	15,877.47	
RXFR	Transfer (Regular)	2,321,842.00	2,321,842.00	
				-599,092.76
TLT0100	Long Term Care Trust	-11,748,415.41		
RCPT	Receipt	0.00	912,033.90	
WARR	Warrants	915,409.44	0.00	
				-11,745,039.87
TMA0000	Mining Reclamation Trust	-61,629.77		
RCPT	Receipt	0.00	261.21	
RXFR	Transfer (Regular)	185,148.00	185,148.00	
				-61,890.98
TMI0000	Muti-Agency Ins Trust	-17,075,669.55		
RCPT	Receipt	0.00	8,531,169.52	
RXFR	Transfer (Regular)	20,000,000.00	20,000,000.00	
WARR	Warrants	7,813,653.35	0.00	
				-17,793,185.72
TMP0000	Medicaid Trust	-51,053,945.73		
GDIS	Distribution (General Fund)	0.00	3,063,830.92	
RCPT	Receipt	0.00	21,549,408.18	
RXFR	Transfer (Regular)	43,590,525.83	293,529.07	
TELL	Teller	65.89	0.00	
				-32,370,122.18
TMP0300	AR Medicaid Qualtiy Assuranc	-6,875,901.73		
RADJ	Receipt Adjustment	283,802.10	0.00	
RCPT	Receipt	0.00	41,267,981.24	
RXFR	Transfer (Regular)	46,611,795.93	112.07	
				-1,248,397.01
TMP0400	Intermed Care Provid 433/09	-2,244,649.14		
RADJ	Receipt Adjustment	0.00	283,802.10	
RCPT	Receipt	0.00	5,341,536.12	
RXFR	Transfer (Regular)	810,631.33	0.00	
				-7,059,356.03
TMP0500	Hospital Assessment Act 562/I	-31,835,152.81		
RCPT	Receipt	0.00	51,172,186.20	
RXFR	Transfer (Regular)	17,004,396.77	0.00	
				-66,002,942.24
TMR0000	State Police Retirement	-751,160.87		
RCPT	Receipt	0.00	2,160,622.40	
RXFR	Transfer (Regular)	160,687.00	487,258.20	

Fund Transaction by Type

Start Date: 7/1/18 End Date: 12/31/18

Fund	Fund Description	Beginning Balance		Ending Balance
Type	Type Description	Debits	Credits	
WARR	Warrants	3,194,504.91	0.00	
				-43,849.56
TOD0000	Organ Donor Aware Ed	-2,385.60		
RXFR	Transfer (Regular)	0.00	10,336.00	
SDIS	Distribution (Special Fund)	0.00	9,883.78	
SPEC	Special Reversing Entry	10,200.00	0.00	
WARR	Warrants	11,048.78	0.00	
				-1,356.60
TPC0100	Court Awards	-1,269,465.37		
RCPT	Receipt	0.00	64,316.06	
RXFR	Transfer (Regular)	44,943.78	573.35	
WARR	Warrants	613,255.02	0.00	
				-676,155.98
TPC0200	Court Awards	-753,979.32		
RCPT	Receipt	0.00	117,910.39	
WARR	Warrants	39,891.02	0.00	
				-831,998.69
TPE0000	ADEQ Fee Act 1281/07	-913,677.59		
COFF	Checks Charged Off	275.00	0.00	
RCPT	Receipt	0.00	3,476,747.64	
RXFR	Transfer (Regular)	7,305,700.35	6,077,694.58	
SDIS	Distribution (Special Fund)	0.00	3,654,365.82	
SPEC	Special Reversing Entry	3,766,700.21	50,323.42	
WARR	Warrants	830,981.98	0.00	
				-2,269,151.51
TPET500	ADEQ Title 5 Air Act 1281/07	-15,288,076.20		
RCPT	Receipt	0.00	3,765,041.74	
RXFR	Transfer (Regular)	56,837,997.80	54,028,172.10	
SDIS	Distribution (Special Fund)	0.00	3,619,667.29	
SPEC	Special Reversing Entry	3,676,655.44	0.00	
WARR	Warrants	753,807.14	0.00	
				-15,432,496.95
TPF0100	Hwy Oprs-142	-3,724,000.32		
RCPT	Receipt	0.00	165,571.00	
RXFR	Transfer (Regular)	3,204.40	2,648,265.50	
SDIS	Distribution (Special Fund)	0.00	2,563,064.21	
SPEC	Special Reversing Entry	2,648,265.50	3,204.40	
WARR	Warrants	2,182,236.66	0.00	
				-4,270,398.87
TPP0000	Performance Partner Trust	-193,040.40		
RCPT	Receipt	0.00	1,024.11	
RXFR	Transfer (Regular)	625,000.00	625,000.00	
WARR	Warrants	1,861.68	0.00	
				-192,202.83
TPR0100	Real Prop Tax Redistribution	-23,168,407.10		
RXFR	Transfer (Regular)	125,451,608.46	265,005,123.36	
SDIS	Distribution (Special Fund)	0.00	135,227,355.93	
SPEC	Special Reversing Entry	265,005,123.36	125,451,608.46	
WARR	Warrants	42,969,928.37	0.00	
				-115,425,834.66
TPS0000	Public School Insurance Act 7	-15,128,854.51		

Fund Transaction by Type

Start Date:7/1/18 End Date:12/31/18

Fund	Fund Description	Beginning Balance		Ending Balance
Type	Type Description	Debits	Credits	
RCPT	Receipt	0.00	8,450,157.02	
RXFR	Transfer (Regular)	18,000,000.00	18,000,000.00	
WARR	Warrants	6,377,979.54	0.00	
				-17,201,031.99
TPT0000	Petroleum Storage Tank Trust	-27,562,408.75		
RCPT	Receipt	0.00	201,859.55	
RXFR	Transfer (Regular)	183,345,497.33	187,111,209.88	
WARR	Warrants	1,316,318.98	0.00	
				-30,213,661.87
TPW0100	Waste Wtr Abmnt Bnds-(455)	-60,428.52		
RXFR	Transfer (Regular)	63,016.95	90,000.00	
WARR	Warrants	12,605.52	0.00	
				-74,806.05
TPW2800	Go Bond Series 2010B	-78,168.00		
RCPT	Receipt	0.00	198,675.18	
RXFR	Transfer (Regular)	265,514.18	0.00	
				-11,329.00
TPW2900	Go Bond Series 2010C	-18,372.00		
RCPT	Receipt	0.00	113,640.00	
RXFR	Transfer (Regular)	132,012.00	0.00	
				0.00
TPW3000	ANRC GO RefundBonds (0455)	-179,332.88		
RCPT	Receipt	0.00	991,314.26	
RXFR	Transfer (Regular)	1,129,341.08	1,839.94	
				-43,146.00
TPW3100	ANRC GO Refunding Bonds	0.00		
RCPT	Receipt	0.00	922,831.00	
RXFR	Transfer (Regular)	854,680.00	0.00	
				-68,151.00
TPW3300	WaterWasteDisposal GO Bd (0	0.00		
RCPT	Receipt	0.00	875,265.31	
RXFR	Transfer (Regular)	864,847.01	4,595.70	
				-15,014.00
TPW3400	WtrWaste GO Bds 14 B (0455)	-2,946,709.28		
RCPT	Receipt	0.00	165,918.00	
RXFR	Transfer (Regular)	255,918.00	0.00	
WARR	Warrants	510,000.00	0.00	
				-2,346,709.28
TPW3500	Water, Waste Disp GO Bond 2l	0.00		
RCPT	Receipt	0.00	1,360,609.00	
RXFR	Transfer (Regular)	1,336,323.00	0.00	
				-24,286.00
TPW3600	Waste, Water Disp GO Bond 20	-19,747,711.92		
WARR	Warrants	5,276,000.00	0.00	
				-14,471,711.92
TPW3700	Waste,Water Disp GO Bond 20	0.00		
RCPT	Receipt	0.00	665,464.00	
RXFR	Transfer (Regular)	649,148.00	0.00	
				-16,316.00
TPX0000	Waste Water Pollution Bonds	-16,292,652.76		

Fund Transaction by Type

Start Date:7/1/18 End Date:12/31/18

Fund	Fund Description	Beginning Balance		Ending Balance
Type	Type Description	Debits	Credits	
LCRT	General Letter of Cert	0.00	7,600,000.00	
RXFR	Transfer (Regular)	6,428,506.38	8,990,210.64	
				-26,454,357.02
TPX2700	Treasury CGO 2010A (0069)	0.00		
RCPT	Receipt	0.00	2.12	
RXFR	Transfer (Regular)	227,024.12	248,459.50	
WARR	Warrants	21,437.50	0.00	
				0.00
TPX2800	Treas CGO Bonds 2010B (0069)	0.00		
RCPT	Receipt	0.00	14.61	
RXFR	Transfer (Regular)	255,062.76	427,215.65	
WARR	Warrants	172,167.50	0.00	
				0.00
TPX2900	Treas CGO Bonds 2010C (0069)	0.00		
RCPT	Receipt	0.00	3.59	
RXFR	Transfer (Regular)	238,893.35	270,239.76	
WARR	Warrants	31,350.00	0.00	
				0.00
TPX3000	WaterWaste Disposal Bond (0069)	0.00		
RCPT	Receipt	0.00	10.16	
RXFR	Transfer (Regular)	4,244,613.51	4,499,725.85	
WARR	Warrants	255,122.50	0.00	
				0.00
TPX3100	Water Waste Disposal Bonds0	0.00		
RCPT	Receipt	0.00	6.87	
RXFR	Transfer (Regular)	410,654.96	1,060,007.48	
WARR	Warrants	649,359.39	0.00	
				0.00
TPX3200	ANRC Var Water/Pollu Prog 00	0.00		
RCPT	Receipt	0.00	12.03	
RXFR	Transfer (Regular)	0.00	247,029.22	
WARR	Warrants	247,041.25	0.00	
				0.00
TPX3300	Water Waste Disposal GO 2010	0.00		
RCPT	Receipt	0.00	1.82	
RXFR	Transfer (Regular)	1,472,492.66	1,601,093.34	
WARR	Warrants	128,602.50	0.00	
				0.00
TPX3400	WWD 2014B	0.00		
RCPT	Receipt	0.00	10.54	
RXFR	Transfer (Regular)	0.00	207,701.46	
WARR	Warrants	207,712.00	0.00	
				0.00
TPX3500	2016A ANRC REFUNDING BOI	0.00		
RCPT	Receipt	0.00	9.15	
RXFR	Transfer (Regular)	1,473,564.30	2,073,105.15	
WARR	Warrants	599,550.00	0.00	
				0.00
TPX3600	Waste,Water Dis GO Bond 201	0.00		
RCPT	Receipt	0.00	7.00	
RXFR	Transfer (Regular)	0.00	208,611.75	

Fund Transaction by Type

Start Date:7/1/18 End Date:12/31/18

Fund	Fund Description	Beginning Balance		Ending Balance
Type	Type Description	Debits	Credits	
WARR	Warrants	208,618.75	0.00	0.00
TPX3700	Waste,Water Dis GO Bond 201	0.00		
RCPT	Receipt	0.00	1.37	
RXFR	Transfer (Regular)	667,904.98	983,100.49	
WARR	Warrants	315,196.88	0.00	0.00
TRR0000	AR State Hwy Emp Retirement	-756,497.61		
RCPT	Receipt	0.00	67,779,919.23	
RXFR	Transfer (Regular)	2,526.02	0.00	
WARR	Warrants	67,872,540.40	0.00	-661,350.42
TRS0000	Animal Resc/Shelter 692/09	0.00		
RXFR	Transfer (Regular)	2,325.58	2,400.00	
SDIS	Distribution (Special Fund)	0.00	2,325.58	
SPEC	Special Reversing Entry	2,400.00	0.00	0.00
TRS0100	Co/City Shelters 692/09	-1,017.44		
RXFR	Transfer (Regular)	0.00	1,627.91	
WARR	Warrants	1,967.06	0.00	-678.29
TRS0300	AEDC-RS Shelters (790)	-10,186.18		
RXFR	Transfer (Regular)	0.00	697.67	-10,883.85
TSB0000	Tobacco Settlement Promgran	-37,890,710.91		
RXFR	Transfer (Regular)	37,890,710.91	0.00	0.00
TSB0100	Tobacco Settle Prog Int (0072)	-1,371,356.04		
RCPT	Receipt	0.00	1,155,883.50	
RXFR	Transfer (Regular)	1,373,306.87	20,300.50	-1,174,233.17
TSC0000	AR Tobacco Settlement Comm	0.00		
RXFR	Transfer (Regular)	1,372,671.31	1,372,671.31	0.00
TSC0200	Tobacco Settl Comm-Oprs	-4,009,231.43		
RCPT	Receipt	0.00	7,424.76	
RXFR	Transfer (Regular)	54,658.85	1,372,742.90	
WARR	Warrants	107,638.41	0.00	-5,227,101.83
TSD0100	Hlth-Prev & Cessation Prg-(64)	-8,865,936.17		
RCPT	Receipt	0.00	19,395.40	
RXFR	Transfer (Regular)	2,179,022.98	762.59	
WARR	Warrants	2,075,109.66	0.00	-4,631,961.52
TSD0200	Tobacco Settlement Min Comm	-1,116,136.59		
WARR	Warrants	599,190.24	0.00	-516,946.35
TSE0000	Targeted State Needs Program	0.00		
RXFR	Transfer (Regular)	8,223,533.41	8,223,533.41	0.00

Fund Transaction by Type

Start Date:7/1/18 End Date:12/31/18

Fund	Fund Description	Beginning Balance		Ending Balance
Type	Type Description	Debits	Credits	
TSE0100	Targeted St Needs Prg-Minorit	-2,952,614.26		
RCPT	Receipt	0.00	426.56	
RXFR	Transfer (Regular)	122,604.92	1,891,412.68	
WARR	Warrants	373,716.02	0.00	
				-4,348,132.56
TSE0201	UAMS-322 Don Reynolds Ctr-(-171,310.95		
RXFR	Transfer (Regular)	652.43	1,809,177.35	
WARR	Warrants	660,000.00	0.00	
				-1,319,835.87
TSE0202	UAMS School of Public Health	-34,491.14		
RXFR	Transfer (Regular)	1,292.43	2,713,766.03	
WARR	Warrants	1,073,800.00	0.00	
				-1,673,164.74
TSE0203	UAMS-368 Area Hlth Educ Ctr-	-102,152.32		
RXFR	Transfer (Regular)	624.68	1,809,177.35	
WARR	Warrants	630,900.00	0.00	
				-1,279,804.99
TSF0000	AR Biosciences Inst Prg Acct	0.00		
RXFR	Transfer (Regular)	11,866,871.00	11,866,871.00	
				0.00
TSF0100	ASU-Jonesboro AR Biosci Inst	-0.65		
RXFR	Transfer (Regular)	250.32	3,422,405.60	
WARR	Warrants	1,110,002.27	0.00	
				-2,312,153.66
TSF0200	UAF-AR Biosci Inst Prg UAF	0.00		
RXFR	Transfer (Regular)	96.41	1,826,311.45	
WARR	Warrants	345,394.33	0.00	
				-1,480,820.71
TSF0202	AR Biosci Inst Prog Acct	0.00		
RXFR	Transfer (Regular)	272.39	1,826,311.45	
WARR	Warrants	570,400.73	0.00	
				-1,255,638.33
TSF0300	UAMS AR Biosci Inst Prg	-509,499.21		
RXFR	Transfer (Regular)	710.11	4,791,842.50	
WARR	Warrants	765,900.00	0.00	
				-4,534,731.60
TSG0000	Medicaid Expansion Program	0.00		
RXFR	Transfer (Regular)	17,800,306.50	17,800,306.50	
				0.00
TSG0100	DHS DCO Medicaid Expansion	-41,410,019.95		
RXFR	Transfer (Regular)	6,724,424.81	17,800,306.50	
				-52,485,901.64
TSI0100	State Insurance Dept Trust	-135,023.30		
RXFR	Transfer (Regular)	448,130.22	960,000.00	
WARR	Warrants	42,629.68	0.00	
				-604,263.40
TSI4500	State Insurance Dept Trust	-32,056,158.51		
COFF	Checks Charged Off	735.00	0.00	
CTAX	Claims & Taxes	58,107.50	1,775.00	
RADJ	Receipt Adjustment	139,764.88	3,885.00	

Fund Transaction by Type

Start Date:7/1/18 End Date:12/31/18

Fund	Fund Description	Beginning Balance		Ending Balance
Type	Type Description	Debits	Credits	
RCPT	Receipt	0.00	9,533,284.25	
RXFR	Transfer (Regular)	4,925,622.92	7,159.52	
SDIS	Distribution (Special Fund)	0.00	9,191,752.37	
SPEC	Special Reversing Entry	9,535,075.01	198,607.38	
WARR	Warrants	1,760,601.07	0.00	
				-34,572,715.65
TSP0000	ADED Super Projects	0.00		
LCRT	General Letter of Cert	0.00	1,082,281.78	
WARR	Warrants	1,082,281.78	0.00	
				0.00
TSR0000	AR Public Employees Retirem	-7,111,480.70		
FORG	Forgery	0.00	425.16	
RCPT	Receipt	0.00	24,940,196.78	
RXFR	Transfer (Regular)	2,239,734.33	3,242,330.38	
WARR	Warrants	32,255,589.89	0.00	
				-799,108.80
TSR0100	Capital Projects Expenditures	-1,179,786.00		
WARR	Warrants	1,179,786.00	0.00	
				0.00
TSU0000	Local Sales & Use Tax	-126,927,784.14		
RADJ	Receipt Adjustment	0.00	73.71	
RCPT	Receipt	0.00	964,798.59	
RXFR	Transfer (Regular)	2,476,573,044.06	2,472,149,792.52	
				-123,469,404.90
TSU6900	Local Sales & Use Tax-City & C	-33,674.65		
RXFR	Transfer (Regular)	0.00	664,773,353.67	
WARR	Warrants	664,796,561.64	0.00	
				-10,466.68
TSW0100	Second Injury Trust	-1,489,358.99		
RADJ	Receipt Adjustment	29,383.33	0.00	
RCPT	Receipt	0.00	16,179.64	
RXFR	Transfer (Regular)	12,016,256.80	12,016,256.80	
WARR	Warrants	5,427.00	0.00	
				-1,470,728.30
TTR0100	Uniform Tax Rate Trust	0.00		
RCPT	Receipt	0.00	663,961,906.41	
WARR	Warrants	652,438,042.39	0.00	
				-11,523,864.02
TUC0100	Unemployment Compensation	-9,096,679.94		
RADJ	Receipt Adjustment	2,915.97	2,915.97	
RCPT	Receipt	0.00	565,538.18	
RXFR	Transfer (Regular)	38,080,000.00	38,080,000.00	
SDIS	Distribution (Special Fund)	2,825.57	2,825.57	
SPEC	Special Reversing Entry	2,915.97	2,915.97	
WARR	Warrants	1,596,656.84	0.00	
				-8,065,561.28
TUT0000	Used Tire Recycling (0930)	-1,655,904.56		
COFF	Checks Charged Off	629.85	0.00	
RCPT	Receipt	0.00	4,077,680.11	
RXFR	Transfer (Regular)	7,433,347.13	6,868,693.89	
SDIS	Distribution (Special Fund)	0.00	3,676,991.86	

Fund Transaction by Type

Start Date:7/1/18 End Date:12/31/18

Fund	Fund Description	Beginning Balance		Ending Balance
Type	Type Description	Debits	Credits	
SPEC	Special Reversing Entry	9,291,018.33	5,496,393.10	
TELL	Teller	117.42	0.00	
WARR	Warrants	3,806,550.79	0.00	
				-1,244,000.00
TUW0100	Workers' Comp Revolving	-13,081,466.55		
RCPT	Receipt	0.00	5,060,663.66	
RXFR	Transfer (Regular)	37,300,000.00	37,300,690.86	
WARR	Warrants	6,157,923.43	0.00	
				-11,984,897.64
TWB0000	Water Performance Bd 19-5-11	-113,275.10		
RCPT	Receipt	0.00	480.10	
RXFR	Transfer (Regular)	340,305.00	340,305.00	
				-113,755.20
TWS0100	Solid Waste Mgmt/Recycling	-3,634,784.96		
RCPT	Receipt	0.00	878,926.51	
RXFR	Transfer (Regular)	12,716,350.49	11,060,288.00	
SDIS	Distribution (Special Fund)	0.00	845,425.44	
SPEC	Special Reversing Entry	858,735.85	0.00	
WARR	Warrants	127,697.95	0.00	
				-2,716,640.62
TWS0200	Solid Waste Mgmt/Recycling	-2,514,729.55		
RCPT	Receipt	0.00	1,732,308.89	
RXFR	Transfer (Regular)	6,739,662.00	8,001,180.56	
SDIS	Distribution (Special Fund)	0.00	1,691,229.35	
SPEC	Special Reversing Entry	1,717,856.13	0.00	
WARR	Warrants	4,650,000.00	0.00	
				-831,930.22
TWS0300	Solid Waste Mgmt/Recycl (0930)	-5,881,599.40		
RCPT	Receipt	0.00	38,035.94	
RXFR	Transfer (Regular)	21,103,586.00	21,103,586.00	
WARR	Warrants	2,500,000.00	0.00	
				-3,419,635.34
TWT0000	DWS Training	-4,054,421.99		
RADJ	Receipt Adjustment	1,974.58	1,974.58	
RCPT	Receipt	0.00	1,153,555.96	
RXFR	Transfer (Regular)	5,404,000.00	2,904,000.00	
WARR	Warrants	61,562.00	0.00	
				-2,646,415.95
TYS0000	Dept Of Human Svcs-Dys-Jaib	-720,564.30		
RXFR	Transfer (Regular)	254,072.69	0.00	
				-466,491.61
TYS0100	DHS-DYS-JAIBG Grnt	-994.12		
RXFR	Transfer (Regular)	0.00	254,072.69	
WARR	Warrants	9,717.81	0.00	
				-245,349.00
TZR0000	Employment Security Adv Int	-5,019,180.18		
RCPT	Receipt	0.00	51,439.73	
RXFR	Transfer (Regular)	10,070,133.28	10,000,000.00	
				-5,000,486.63
TZS0000	Dept WorkforceServSpec19-5-	-12,400,241.74		
RCPT	Receipt	0.00	1,252,295.07	

Fund Transaction by Type

Start Date: 7/1/18 End Date: 12/31/18

Fund	Fund Description	Beginning Balance		Ending Balance
Type	Type Description	Debits	Credits	
RXFR	Transfer (Regular)	10,984,238.39	10,805,000.00	
WARR	Warrants	378,670.99	0.00	
				-13,094,627.43
TZT0101	State Forestry Trust 19-5-927	-3,829,679.21		
RCPT	Receipt	0.00	167,143.56	
RXFR	Transfer (Regular)	97,448.00	251,167.50	
SDIS	Distribution (Special Fund)	0.00	138,553.42	
SPEC	Special Reversing Entry	140,734.81	0.00	
WARR	Warrants	904,775.20	0.00	
				-3,243,585.68

Run Date: 1/2/2019
 Run Time: 9:04:43AM

Money Market Activity

Start Date: 12/31/2018 End Date: 12/31/2018

Page: 1
 User: 0

<u>Jnl. Entry</u>	<u>Ref #</u>	<u>Trx. Date</u>	<u>Ledger</u>		<u>Debit Amount</u>	<u>Credit Amount</u>
<u>275 - Nations Fund</u>						
1531376	1916779	12/31/2018	275		435,530.64	
1531451	LEDGER CORR FR	12/31/2018	275			435,530.64
Totals for: 275 - Nations Fund				Count:	2	435,530.64
<u>472 - Tobacco Program Pool</u>						
1531427	192701212	12/31/2018	472		18,651.34	
Totals for: 472 - Tobacco Program Pool				Count:	1	18,651.34
Grand Total				Count:	3	454,181.98

Run Date: 1/2/2019
 Run Time: 9:05:34AM

Money Market Activity

Start Date: 7/1/2018 End Date: 12/31/2018

Page: 1
 User: 0

Jnl. Entry	Ref #	Trx. Date	Ledger	Debit Amount	Credit Amount	
275 - Nations Fund						
1466302	1900645	7/11/2018	275	69.99		
1478112	1903513	8/9/2018	275	75.20		
1491373	1906852	9/14/2018	275	77.09		
1502183	1909398	10/10/2018	275	76.94		
1515061	1912567	11/13/2018	275	85.30		
1525584	1915260	12/12/2018	275	86.45		
1531376	1916779	12/31/2018	275	435,530.64		
1531451	LEDGER CORR FR	12/31/2018	275		435,530.64	
Totals for: 275 - Nations Fund				Count: 8	436,001.61	435,530.64
305 - Simmons Aim Funds						
1466300	1900644	7/11/2018	305	77.35		
1478111	1903512	8/9/2018	305	83.59		
1491376	1906853	9/14/2018	305	84.52		
1502184	1909399	10/10/2018	305	84.80		
1515065	1912568	11/13/2018	305	96.45		
1525583	1915259	12/12/2018	305	95.46		
Totals for: 305 - Simmons Aim Funds				Count: 6	522.17	0.00
470 - Money Management Trust Fund						
1463008	192700703	7/3/2018	470	36,000,000.00		
1463539	194700701	7/3/2018	470		80,000,000.00	
1463921	Back Out Journal Er	7/5/2018	470	357,000,000.00		
1463922	Correct Journal Entr	7/5/2018	470	357,000,000.00		
1463874	194700701	7/5/2018	470		357,000,000.00	
1464901	192700703	7/6/2018	470		263,000,000.00	
1465015	194700701	7/9/2018	470		14,000,000.00	
1465794	192700704	7/10/2018	470	51,000,000.00		
1466269	194700701	7/11/2018	470		5,000,000.00	
1466325	Correct Journal Entr	7/11/2018	470	36,140,822.22		
1466380	192700703	7/12/2018	470	45,000,000.00		
1467199	194700701	7/13/2018	470		14,000,000.00	
1467888	19270016	7/16/2018	470	117,100,000.00		
1468247	182700716	7/17/2018	470	144,500,000.00		
1469097	192700716	7/18/2018	470	50,360,000.00		
1470391	182700735	7/19/2018	470	92,000,000.00		
1470962	194700701	7/20/2018	470		185,000,000.00	
1471298	192700704	7/23/2018	470	87,000,000.00		
1471789	192700703	7/24/2018	470	22,000,000.00		
1472230	194700701	7/25/2018	470		113,000,000.00	
1472278	Back Out Journal Er	7/25/2018	470	113,000,000.00		
1472280	Correct Journal Entr	7/25/2018	470		111,000,000.00	
1472251	1902011	7/25/2018	470	2,448,045.46		
1472665	194700701	7/26/2018	470	60,000,000.00		
1473227	192700711	7/27/2018	470		105,000,000.00	
1473626	192700704	7/30/2018	470	11,000,000.00		
1473933	194700701	7/31/2018	470		81,000,000.00	
1474721	192700804	8/1/2018	470	133,000,000.00		
1475897	192700804	8/2/2018	470	187,000,000.00		
1476355	192700803	8/3/2018	470		313,000,000.00	
1476689	192700806	8/6/2018	470	24,000,000.00		
1477073	192700801	8/7/2018	470		13,000,000.00	
1477552	192700809	8/8/2018	470	10,000,000.00		
1478031	182700807	8/9/2018	470	63,000,000.00		

Run Date: 1/2/2019
 Run Time: 9:05:34AM

Money Market Activity

Start Date: 7/1/2018 End Date: 12/31/2018

Page: 2
 User: 0

Jnl. Entry	Ref #	Trx. Date	Ledger	Debit Amount	Credit Amount
1478452	194700801	8/10/2018	470	19,000,000.00	
1478911	192700804	8/13/2018	470	23,000,000.00	
1479335	192700803	8/14/2018	470	42,000,000.00	
1479844	192700814	8/15/2018	470	47,000,000.00	
1481149	192700806	8/16/2018	470	110,000,000.00	
1481584	194700801	8/17/2018	470		163,000,000.00
1482181	194700801	8/20/2018	470		22,500,000.00
1482534	192700803	8/21/2018	470	140,000,000.00	
1483059	192700805	8/22/2018	470	79,000,000.00	
1483429	194700801	8/23/2018	470		29,000,000.00
1483848	194700801	8/24/2018	470		158,000,000.00
1484348	192700817	8/27/2018	470	17,000,000.00	
1484320	1905090	8/27/2018	470	1,064,181.01	
1484698	192700809	8/28/2018	470	34,000,000.00	
1485266	192700811	8/29/2018	470	22,000,000.00	
1486435	192700808	8/30/2018	470		136,000,000.00
1486875	192700808	8/31/2018	470		176,000,000.00
1487272	194700901	9/4/2018	470		13,000,000.00
1487604	192700913	9/5/2018	470	4,000,000.00	
1488028	192700905	9/6/2018	470	170,000,000.00	
1488428	194700901	9/7/2018	470		97,600,000.00
1488658	194700901	9/10/2018	470		20,000,000.00
1489294	192700902	9/11/2018	470	34,500,000.00	
1489758	194700901	9/12/2018	470		1,000,000.00
1489946	192700903	9/13/2018	470	119,000,000.00	
1491322	192700903	9/14/2018	470	70,000,000.00	
1491759	192700901	9/17/2018	470	48,000,000.00	
1492194	192700907	9/18/2018	470	174,500,000.00	
1492686	192700903	9/19/2018	470	37,500,000.00	
1493157	192700901	9/20/2018	470	118,000,000.00	
1493959	192700915	9/21/2018	470	57,000,000.00	
1494656	192700903	9/24/2018	470	93,000,000.00	
1495375	194700901	9/25/2018	470		162,000,000.00
1496634	194700901	9/26/2018	470		215,000,000.00
1496685	1908055	9/26/2018	470	1,426,543.37	
1496700	Back Out Journal Er	9/26/2018	470	215,000,000.00	
1496727	194700901	9/26/2018	470		232,000,000.00
1497869	194700901	9/27/2018	470		149,000,000.00
1499052	194700906	9/28/2018	470		57,000,000.00
1499344	194701001	10/1/2018	470		88,000,000.00
1499691	192701003	10/2/2018	470	17,000,000.00	
1499924	194701001	10/3/2018	470		6,000,000.00
1500621	194701001	10/4/2018	470		6,000,000.00
1501092	194701001	10/5/2018	470		205,000,000.00
1501562	192701010	10/9/2018	470		14,000,000.00
1503408	192701013	10/11/2018	470	34,000,000.00	
1503413	192701052	10/11/2018	470	6,000,000.00	
1503747	192701011	10/12/2018	470	52,000,000.00	
1505015	192701003	10/16/2018	470	121,000,000.00	
1505519	192701006	10/17/2018	470	68,000,000.00	
1505656	192701004	10/18/2018	470	31,000,000.00	
1506500	192701002	10/19/2018	470		75,000,000.00
1506876	192701001	10/22/2018	470	18,000,000.00	
1507331	192701002	10/23/2018	470	202,000,000.00	
1507460	192701004	10/24/2018	470	28,000,000.00	
1508817	192701002	10/25/2018	470	16,500,000.00	

Run Date: 1/2/2019
 Run Time: 9:05:34AM

Money Market Activity

Start Date: 7/1/2018 End Date: 12/31/2018

Page: 3
 User: 0

Jnl. Entry	Ref #	Trx. Date	Ledger	Debit Amount	Credit Amount	
1508937	1910891	10/25/2018	470	1,493,399.32		
1509068	194701001	10/26/2018	470		26,000,000.00	
1509895	192701002	10/29/2018	470		11,000,000.00	
1510302	192701013	10/30/2018	470		36,000,000.00	
1510708	192701004	10/31/2018	470		24,000,000.00	
1511323	192701005	11/1/2018	470	67,000,000.00		
1511778	192701025	11/2/2018	470		210,000,000.00	
1512128	192701106	11/5/2018	470		12,500,000.00	
1512480	192701105	11/6/2018	470		5,000,000.00	
1512984	192701112	11/7/2018	470		28,500,000.00	
1514125	192701106	11/8/2018	470	38,000,000.00		
1514329	194701101	11/9/2018	470		42,000,000.00	
1514964	192701104	11/13/2018	470	54,500,000.00		
1515425	192701104	11/14/2018	470	16,000,000.00		
1515975	192701103	11/15/2018	470	4,000,000.00		
1516540	192701104	11/16/2018	470	38,000,000.00		
1517939	192701117	11/21/2018	470		242,000,000.00	
1517908	Back Out Journal Er	11/21/2018	470	242,000,000.00		
1517934	Correct Journal Entr	11/21/2018	470		251,000,000.00	
1519329	192701114	11/26/2018	470	13,000,000.00		
1519357	1913560	11/26/2018	470	1,331,681.06		
1519774	192701104	11/27/2018	470	125,000,000.00		
1520321	192701111	11/28/2018	470	58,000,000.00		
1520741	192701103	11/29/2018	470	30,000,000.00		
1521302	194701101	11/30/2018	470		30,000,000.00	
1521822	194701201	12/3/2018	470		40,000,000.00	
1522222	194701201	12/4/2018	470		170,000,000.00	
1522642	194701201	12/5/2018	470		20,000,000.00	
1522770	292701205	12/6/2018	470	295,000,000.00		
1523876	194701201	12/7/2018	470		144,000,000.00	
1525144	192701204	12/11/2018	470	14,000,000.00		
1525607	192701212	12/12/2018	470		9,000,000.00	
1526010	192701220	12/13/2018	470		250,000,000.00	
1526392	192701212	12/14/2018	470		270,000,000.00	
1527041	193001205	12/17/2018	470	44,000,000.00		
1527431	192701205	12/18/2018	470		67,000,000.00	
1527914	192701206	12/19/2018	470		92,000,000.00	
1529262	193001204	12/20/2018	470	67,000,000.00		
1529975	1916398	12/26/2018	470	1,319,125.24		
1530077	192701225	12/26/2018	470	119,000,000.00		
1530772	192701204	12/27/2018	470	84,000,000.00		
1530776	193001205	12/27/2018	470	10,000,000.00		
1531153	193001205	12/28/2018	470	15,000,000.00		
1531211	192701205	12/28/2018	470	326,000,000.00		
Totals for:	470 - Money Management Trust Fund		Count:	134	5,931,683,797.68	5,659,100,000.00

Run Date: 1/2/2019
 Run Time: 9:05:34AM

Money Market Activity

Start Date: 7/1/2018 End Date: 12/31/2018

Page: 4
 User: 0

Jnl. Entry	Ref #	Trx. Date	Ledger	Debit Amount	Credit Amount
472 - Tobacco Program Pool					
1463005	192700702	7/3/2018	472	4,342.69	
1463513	194720701	7/3/2018	472		3,208.26
1463846	192700703	7/5/2018	472	3,142.52	
1464846	192700702	7/6/2018	472	3,281.25	
1465232	192700704	7/9/2018	472	79.81	
1465779	192700703	7/10/2018	472	1,607.22	
1465953	192700704	7/11/2018	472	1,308,537.58	
1466288	1900643	7/11/2018	472	1,315.27	
1466412	1927001	7/12/2018	472	15,673.67	
1466376	194720701	7/12/2018	472		1,130,578.22
1467201	192700704	7/13/2018	472	1,487.62	
1469093	189000712	7/18/2018	472	7,414.63	
1470388	182700724	7/19/2018	472	17,799.98	
1470875	192700702	7/20/2018	472	30,989.00	
1471299	192700705	7/23/2018	472	1,851.67	
1471791	192700705	7/24/2018	472	1,264.51	
1472215	192700712	7/25/2018	472	1,218,456.04	
1472659	192700704	7/26/2018	472	22,362.59	
1472601	192700701	7/26/2018	472		1,378,601.87
1474723	192700805	8/1/2018	472	895.28	
1475910	192700805	8/2/2018	472	28,386.48	
1477578	192700810	8/8/2018	472	2,138.89	
1478071	192700809	8/9/2018	472	61,962.64	
1478109	1903511	8/9/2018	472	1,051.78	
1478451	192700806	8/10/2018	472	1,101,552.28	
1479837	192700806	8/15/2018	472	1,309.42	
1479818	192700804	8/15/2018	472		1,586,828.70
1481580	192700811	8/17/2018	472	23,794.26	
1482079	192700805	8/20/2018	472	4,692.88	
1483062	192700805	8/22/2018	472	5,673.33	
1483846	192700804	8/24/2018	472	3,784.10	
1484349	192700818	8/27/2018	472	2,025,000.00	
1484680	192700802	8/28/2018	472		1,218,759.42
1485268	192700813	8/29/2018	472		998,147.22
1486893	192700813	8/31/2018	472	20,905.50	
1487262	192700905	9/4/2018	472	19,829.93	
1487602	192700906	9/5/2018	472	4,254.78	
1487984	192700903	9/6/2018	472	2,352,900.00	
1488423	192700903	9/7/2018	472	23,215.83	
1488655	194720901	9/10/2018	472		1,362,897.63
1488648	192700901	9/10/2018	472	4,128.06	
1489297	192700903	9/11/2018	472	2,616.29	
1491329	192700906	9/14/2018	472	20,577.16	
1491378	1906854	9/14/2018	472	1,062.51	
1491786	192700917	9/17/2018	472	3,597.39	
1492231	192700911	9/18/2018	472	406.47	
1492703	192700914	9/19/2018	472	620.35	
1494009	192700928	9/21/2018	472	23,435.07	
1494712	192700906	9/24/2018	472		1,062.75
1495300	192700904	9/25/2018	472	1,180,689.58	
1496635	194720901	9/26/2018	472		1,788,394.93
1496636	192700905	9/26/2018	472	10,122.50	
1497793	192700905	9/27/2018	472	1,103.33	
1498689	192700905	9/28/2018	472	16,983.68	
1499377	192701003	10/1/2018	472	20,685.15	

Run Date: 1/2/2019
 Run Time: 9:05:34AM

Money Market Activity

Start Date: 7/1/2018 End Date: 12/31/2018

Page: 5
 User: 0

Jnl. Entry	Ref #	Trx. Date	Ledger	Debit Amount	Credit Amount
1499712	192701003	10/2/2018	472	3,070.56	
1499910	192701004	10/3/2018	472	35,429.58	
1500615	192701005	10/4/2018	472	4,544.53	
1501548	192701004	10/9/2018	472	7,239.31	
1502108	192701009	10/10/2018	472	1,003,472.22	
1502185	1909400	10/10/2018	472	1,682.41	
1503399	192701005	10/11/2018	472		1,401,022.25
1503405	192701012	10/11/2018	472	11,660.46	
1503751	192701013	10/12/2018	472	3,561.63	
1504245	192701006	10/15/2018	472	63,915.33	
1505017	192701005	10/16/2018	472	3,241.87	
1505456	192701004	10/17/2018	472	3,241.87	
1505945	192701005	10/18/2018	472	13,789.54	
1506505	192701005	10/19/2018	472	4,185.42	
1506880	192701004	10/22/2018	472	16,416.67	
1508862	192701004	10/25/2018	472	3,720.62	
1509080	192701004	10/26/2018	472	7,959.94	
1509897	192701005	10/29/2018	472	6,285.56	
1510241	192701020	10/30/2018	472	12,318.75	
1511324	192701006	11/1/2018	472	3,101,215.28	
1511687	192701001	11/2/2018	472		2,312,951.96
1511696	192701005	11/2/2018	472	13,149.79	
1512115	192701105	11/5/2018	472	12,553.99	
1512966	192701106	11/7/2018	472	2,429.58	
1514121	192701105	11/8/2018	472	885.42	
1514343	192701105	11/9/2018	472	26,701.42	
1515001	192701106	11/13/2018	472	51,415.56	
1515066	1912569	11/13/2018	472	850.44	
1515421	194721101	11/14/2018	472		49,974.72
1515429	192701105	11/14/2018	472	2,477.22	
1516543	192701106	11/16/2018	472	38,144.89	
1517119	192701108	11/19/2018	472		834,210.32
1517576	192701111	11/20/2018	472	50,000.00	
1517864	192701113	11/21/2018	472	3,715.83	
1519327	192701112	11/26/2018	472	21,502.75	
1520290	192701104	11/28/2018	472	6,162.14	
1520742	192701104	11/29/2018	472	1,007,894.44	
1521313	192701103	11/30/2018	472	13,038.79	
1521317	194721101	11/30/2018	472		1,421,967.42
1522218	192701203	12/4/2018	472	4,770.33	
1522645	192701205	12/5/2018	472	19,218.89	
1522765	192701204	12/6/2018	472	2,953.17	
1524194	192701204	12/7/2018	472	11,470.98	
1525136	192701208	12/11/2018	472	61,831.11	
1525582	1915258	12/12/2018	472	1,827.86	
1525613	192701214	12/12/2018	472	113,758.28	
1526411	192701216	12/14/2018	472	873.63	
1527429	192701203	12/18/2018	472	3,055,000.00	
1527853	192701204	12/19/2018	472		1,537,509.88
1527918	192701214	12/19/2018	472		1,484,471.53
1529277	192701205	12/20/2018	472	1,750.00	
1529845	192701205	12/21/2018	472	17,513.75	
1530016	192701221	12/26/2018	472	1,458.33	
1530753	192701203	12/27/2018	472	48,672.22	
1531155	192701204	12/28/2018	472	20,545.91	
1531427	192701212	12/31/2018	472	18,651.34	

Run Date: 1/2/2019
Run Time: 9:05:34AM

Money Market Activity

Start Date: 7/1/2018 End Date: 12/31/2018

Page: 6
User: 0

Jnl. Entry	Ref #	Trx. Date	Ledger		Debit Amount	Credit Amount	
Totals for:	472 - Tobacco Program Pool			Count:	111	18,545,150.58	18,510,587.08
	Grand Total			Count:	259	5,950,665,472.04	5,678,046,117.72

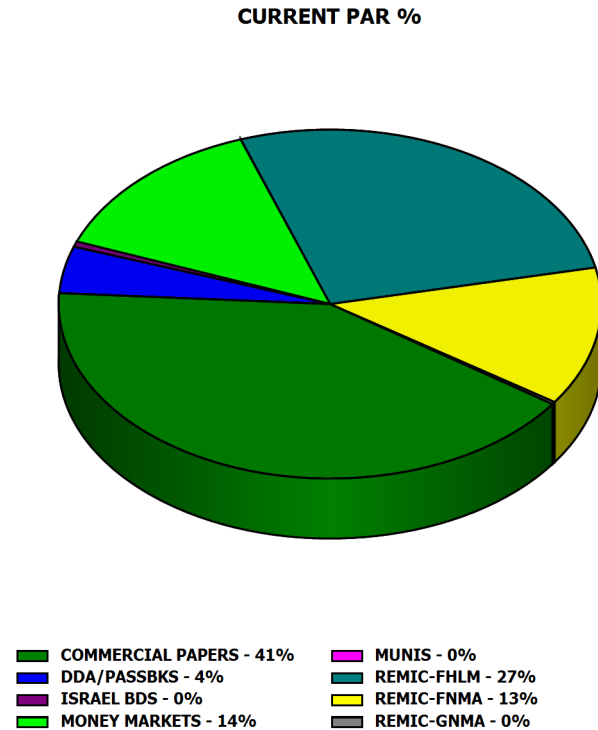
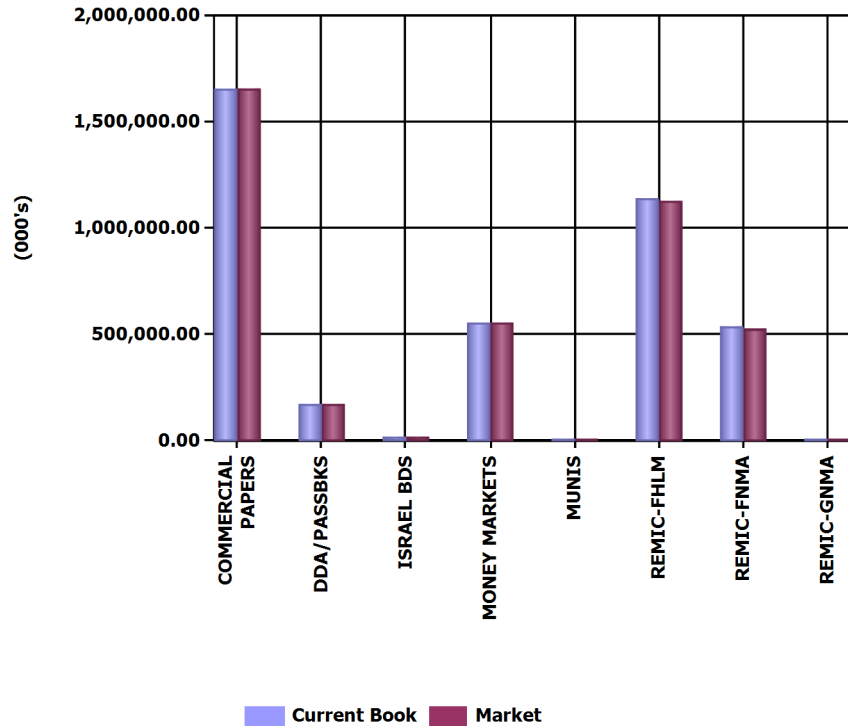


Run Date: 1/8/2019 7:51:45 AM

Investments Outstanding As Of Date: 12/31/2018

Assets (000's)	Current Par	Current Book	Current Market	Mkt/ Cur Book	Yield	WAL (Yr)	Mat (Yr)
COMMERCIAL PAPERS	1,661,957.00	1,656,405.61	1,657,495.71	100.07 %	3.18 %	.105	.105
DDA/PASSBKS	174,634.72	174,634.72	174,634.72	100.00 %	2.58 %	.003	.003
ISRAEL BDS	20,000.00	20,000.00	20,000.00	100.00 %	2.73 %	1.167	1.167
MONEY MARKETS	556,129.86	556,129.86	556,129.86	100.00 %	2.61 %	.003	.003
MUNIS	695.00	692.71	674.16	97.32 %	2.97 %	22.019	22.019
REMIC-FHLM	1,085,774.45	1,141,945.45	1,129,081.12	98.87 %	2.58 %	4.634	14.342
REMIC-FNMA	518,013.51	540,133.00	528,124.71	97.78 %	2.83 %	7.488	16.949
REMIC-GNMA	9,008.98	8,984.64	8,689.96	96.72 %	1.81 %	.711	4.087
Totals (000's):	4,026,213.52	4,098,925.99	4,074,830.24	99.41 %	2.86 %	2.268	6.111

PORTFOLIO ALLOCATION



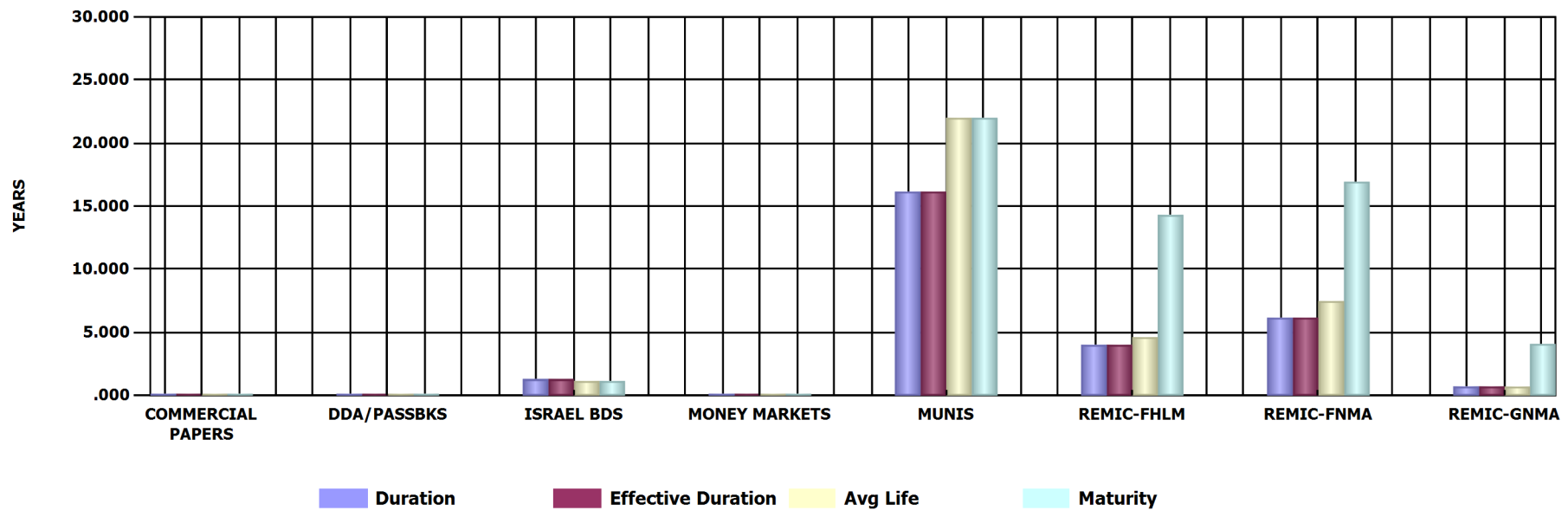


Run Date: 1/8/2019 7:51:45 AM

Investments Outstanding As Of Date: 12/31/2018

MATURITY ANALYSIS

Assets (000's)	Current Par	Duration (Yr)	Effective Duration (Yr)	WAL (Yr)	Mat (Yr)
COMMERCIAL PAPERS	1,661,957.00	.105	.105	.105	.105
DDA/PASSBKS	174,634.72	.003	.003	.003	.003
ISRAEL BDS	20,000.00	1.313	1.313	1.167	1.167
MONEY MARKETS	556,129.86	.003	.003	.003	.003
MUNIS	695.00	16.161	16.161	22.019	22.019
REMIC-FHLM	1,085,774.45	4.034	4.034	4.634	14.342
REMIC-FNMA	518,013.51	6.179	6.179	7.488	16.949
REMIC-GNMA	9,008.98	.731	.731	.711	4.087
Totals (000's):	4,026,213.52	1.938	1.938	2.268	6.111



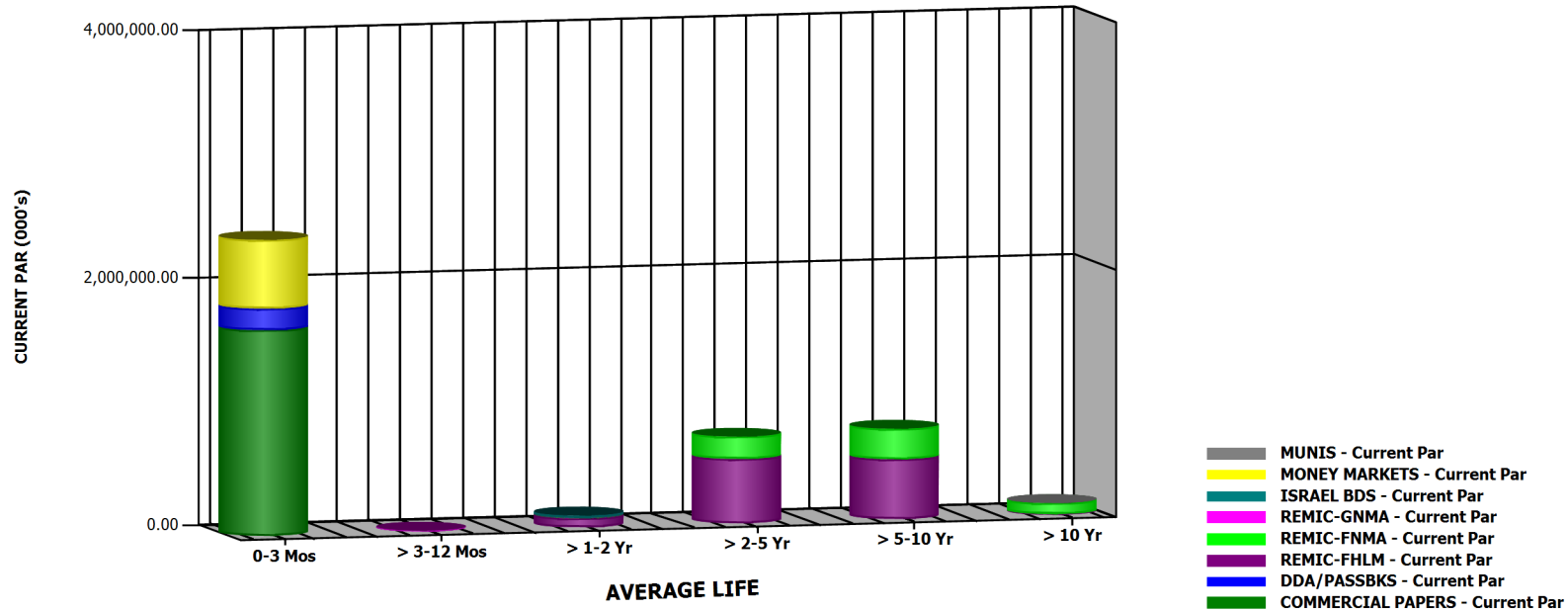


Run Date: 1/8/2019 7:51:45 AM

Investments Outstanding As Of Date: 12/31/2018

Current Par (000's)	0-3 Mos	> 3-12 Mos	> 1-2 Yr	> 2-5 Yr	> 5-10 Yr	> 10 Yr	Totals (000's)
COMMERCIAL PAPERS	1,661,957.00	0.00	0.00	0.00	0.00	0.00	1,661,957.00
DDA/PASSBKS	174,634.72	0.00	0.00	0.00	0.00	0.00	174,634.72
ISRAEL BDS	0.00	0.00	20,000.00	0.00	0.00	0.00	20,000.00
MONEY MARKETS	556,129.86	0.00	0.00	0.00	0.00	0.00	556,129.86
MUNIS	0.00	0.00	0.00	0.00	0.00	695.00	695.00
REMIC-FHLM	0.00	124.87	73,569.82	520,704.75	484,910.19	6,464.81	1,085,774.45
REMIC-FNMA	0.00	0.00	2,419.22	179,945.78	246,343.24	89,305.28	518,013.51
REMIC-GNMA	0.00	7,942.63	1,066.34	0.00	0.00	0.00	9,008.98
Totals (000's):	2,392,721.58	8,067.50	97,055.39	700,650.53	731,253.43	96,465.09	4,026,213.52

AVERAGE LIFE DISTRIBUTION

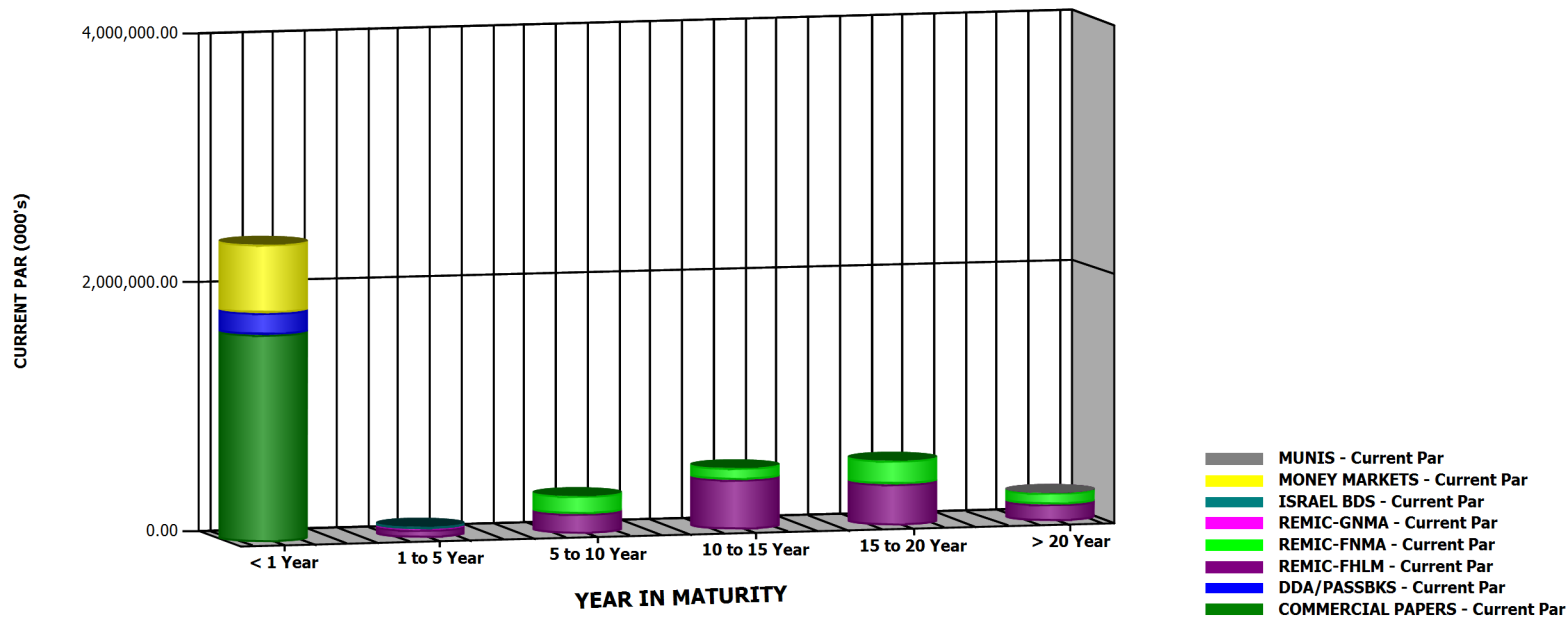




Run Date: 1/8/2019 7:51:45 AM

Investments Outstanding As Of Date: 12/31/2018

Current Par (000's)	< 1 Year	1 to 5 Year	5 to 10 Year	10 to 15 Year	15 to 20 Year	> 20 Year	Totals (000's)
COMMERCIAL PAPERS	1,661,957.00	0.00	0.00	0.00	0.00	0.00	1,661,957.00
DDA/PASSBKS	174,634.72	0.00	0.00	0.00	0.00	0.00	174,634.72
ISRAEL BDS	0.00	20,000.00	0.00	0.00	0.00	0.00	20,000.00
MONEY MARKETS	556,129.86	0.00	0.00	0.00	0.00	0.00	556,129.86
MUNIS	0.00	0.00	0.00	0.00	0.00	695.00	695.00
REMIC-FHLM	0.00	62,966.93	158,631.09	399,189.55	330,619.52	134,367.36	1,085,774.45
REMIC-FNMA	0.00	0.00	143,758.20	93,735.60	188,834.18	91,685.53	518,013.51
REMIC-GNMA	0.00	7,942.63	0.00	0.00	0.00	1,066.34	9,008.98
Totals (000's):	2,392,721.58	90,909.56	302,389.29	492,925.15	519,453.70	227,814.24	4,026,213.52

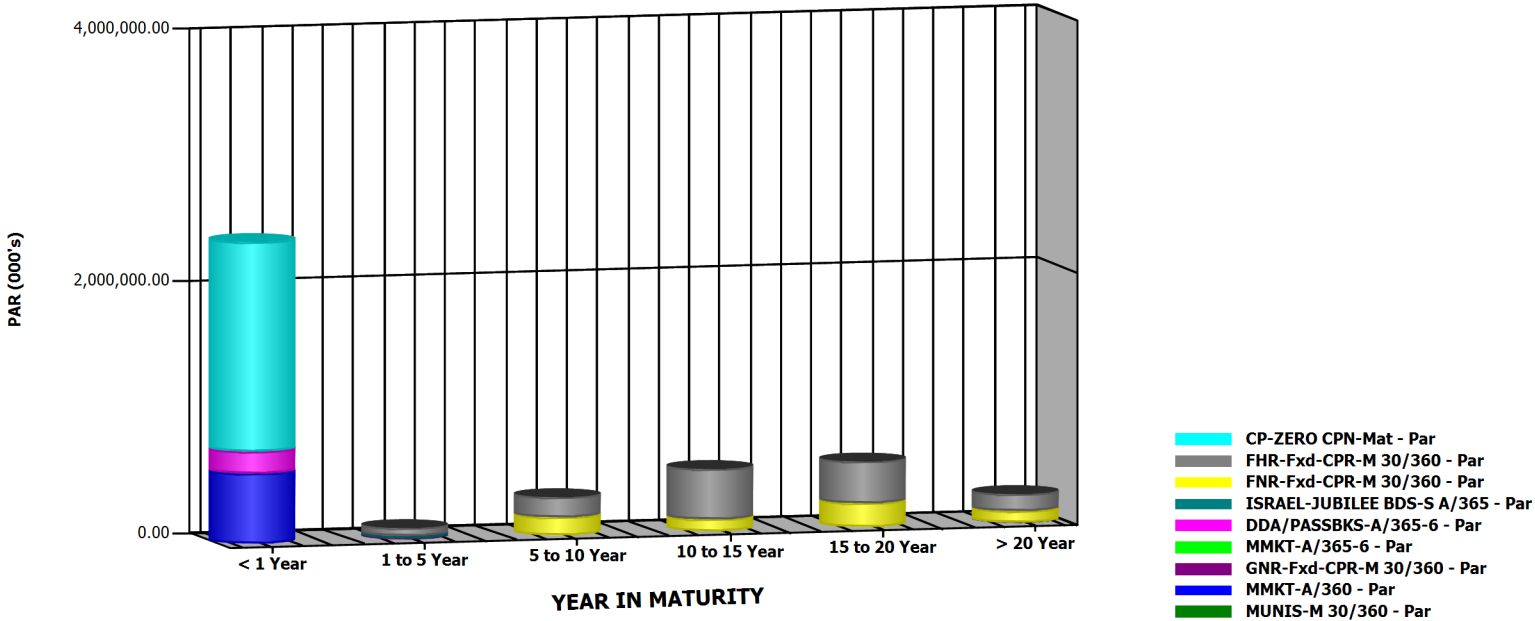




Run Date: 1/8/2019 7:51:45 AM

Investments Outstanding As Of Date: 12/31/2018

Par (000's)	< 1 Year	1 to 5 Year	5 to 10 Year	10 to 15 Year	15 to 20 Year	> 20 Year	Totals (000's)
COMMERCIAL PAPERS	1,661,957.00	0.00	0.00	0.00	0.00	0.00	1,661,957.00
DDA/PASSBKS	174,634.72	0.00	0.00	0.00	0.00	0.00	174,634.72
ISRAEL BDS	0.00	20,000.00	0.00	0.00	0.00	0.00	20,000.00
MONEY MARKETS	556,129.86	0.00	0.00	0.00	0.00	0.00	556,129.86
MUNIS	0.00	0.00	0.00	0.00	0.00	695.00	695.00
REMIC-FHLM	0.00	62,966.93	158,631.09	399,189.55	330,619.52	134,367.36	1,085,774.45
REMIC-FNMA	0.00	0.00	143,758.20	93,735.60	188,834.18	91,685.53	518,013.51
REMIC-GNMA	0.00	7,942.63	0.00	0.00	0.00	1,066.34	9,008.98
Totals (000's):	2,392,721.58	90,909.56	302,389.29	492,925.15	519,453.70	227,814.24	4,026,213.52



CALL/MATURITY DISTRIBUTION



Run Date: 1/8/2019 7:51:45 AM

Investments Outstanding As Of Date: 12/31/2018

INVESTMENT PORTFOLIO - POSITION DETAIL

COMMERCIAL PAPERS	Moody's	S&P	CUSIP	Coupon Rate	YIELD	WAL	Durtn	Effect Durtn	Purchase Date	Maturity Date	Call Date	Current Par Value	Current Book Value	Market Price	Unrealized Gain/(Loss)
BCIMIA 0 01-03-19	P-1	A-1	05990DN32	2.923	2.923	.008	.008	.008	09/28/2018	01/03/2019		3,000,000.00	2,999,516.67	99.985833	58.32
BCIMIA 0 01-03-19	P-2	A-2	05990DN32	2.923	2.923	.008	.008	.008	09/27/2018	01/03/2019		47,000,000.00	46,992,427.78	99.985833	913.73
BCIMIA 0 01-03-19	P-1	A-1	05990DN32	2.923	2.923	.008	.008	.008	09/27/2018	01/03/2019		50,000,000.00	49,991,944.44	99.985833	972.06
BCIMIA 0 01-03-19	P-1	A-1	05990DN32	2.923	2.923	.008	.008	.008	09/27/2018	01/03/2019		50,000,000.00	49,991,944.44	99.985833	972.06
ARAFIN 0 01-04-19	P-2	A-2	03846WN49	2.766	2.766	.011	.011	.011	10/18/2018	01/04/2019		40,000,000.00	39,990,833.33	99.978750	666.67
SINOPC CP 02-04-19	P-1	A-1	82937RP42	3.475	3.475	.096	.096	.096	11/20/2018	02/04/2019		9,705,000.00	9,673,377.88	99.759167	8,249.28
SINOPC CP 02-04-19	P-1	A-1	82937RP42	3.476	3.476	.096	.096	.096	11/19/2018	02/04/2019		25,515,000.00	25,431,863.62	99.759167	21,687.84
SOCAPP 2-22-19	P-2	A-2	8424C1PN2	3.425	3.425	.145	.145	.145	12/07/2018	02/22/2019		75,000,000.00	74,631,666.66	99.631667	92,083.59
SOCAPP CP 02-27-19	P-2	A-2	8424C1PT9	3.526	3.526	.159	.159	.159	12/13/2018	02/27/2019		3,935,000.00	3,913,193.54	99.596250	5,918.90
SOCAPP CP 03-08-19	P-2	A-2	8424C1Q84	3.580	3.580	.184	.183	.183	12/14/2018	03/08/2019		7,500,000.00	7,451,187.50	99.514167	12,375.03
ARAFIN CP 01-07-19	P-1	A-2	03846WN72	3.255	3.255	.019	.019	.019	12/21/2018	01/07/2019		25,000,000.00	24,986,458.33	99.957500	2,916.67
ARAFIN CP 01-08-19	P-1	A-2	03846WN80	3.255	3.255	.022	.022	.022	12/21/2018	01/08/2019		32,000,000.00	31,979,777.78	99.950417	4,355.66
GE CP 03-08-19	P-2	A-2	36960MQ89	3.273	3.273	.184	.183	.183	12/21/2018	03/08/2019		50,000,000.00	49,702,083.34	99.514167	55,000.16
GE CP 03-08-19	P-2	A-2	36960MQ89	3.275	3.273	.184	.183	.183	12/21/2018	03/08/2019		50,000,000.00	49,702,083.34	99.514167	55,000.16
INTFND 0 03-01-19	P-2	A-2	4611K1Q16	3.220	3.220	.164	.164	.164	12/21/2018	03/01/2019		50,000,000.00	49,737,777.78	99.582083	53,263.72
INTFND 0 03-01-19	P-2	A-2	4611K1Q16	3.220	3.220	.164	.164	.164	12/21/2018	03/01/2019		3,000,000.00	2,984,266.66	99.582083	3,195.83
ROMUPP 0 03-01-19	P-2	A-2	77619FQ18	3.220	3.220	.164	.164	.164	12/21/2018	03/01/2019		50,000,000.00	49,737,777.78	99.582083	53,263.72
ROMUPP 0 03-01-19	P-2	A-2	77619FQ18	3.220	3.220	.164	.164	.164	12/21/2018	03/01/2019		15,000,000.00	14,921,333.34	99.582083	15,979.11
GE CP 03-15-19	P-2	A-2	36960MQF3	3.275	3.275	.203	.203	.203	12/21/2018	03/15/2019		50,000,000.00	49,670,486.11	99.462639	60,833.39
GE CP 03-15-19	P-2	A-2	36960MQF3	3.275	3.275	.203	.203	.203	12/21/2018	03/15/2019		50,000,000.00	49,670,486.11	99.462639	60,833.39
GE CP 03-15-19	P-2	A-2	36960MQF3	3.275	3.275	.203	.203	.203	12/21/2018	03/15/2019		15,000,000.00	14,901,145.83	99.462639	18,250.02
ARAFIN CP 01-07-19	P-1	A-2	03846WN72	3.255	3.255	.019	.019	.019	12/21/2018	01/07/2019		25,000,000.00	24,986,458.33	99.957500	2,916.67
NICP CP 01-09-19	P-2	A-2	65478KN98	3.114	3.114	.025	.025	.025	12/26/2018	01/09/2019		2,000,000.00	1,998,617.78	99.943333	248.88
NICP CP 01-30-19	P-2	A-2	65478KNW7	3.114	3.119	.082	.082	.082	12/26/2018	01/30/2019		8,000,000.00	7,979,957.78	99.794583	3,608.86
CSLBHO CP 01-11-19	P-2	A-2	12655NNB4	3.004	3.004	.030	.030	.030	12/26/2018	01/11/2019		5,000,000.00	4,995,833.33	99.929167	625.02
NICP CP 01-15-19	P-2	A-2	65478KNF4	3.115	3.115	.041	.041	.041	12/26/2018	01/15/2019		33,000,000.00	32,960,088.33	99.900833	7,186.56
MCKPP CP 01-25-19	P-2	A-2	58155LNR1	3.158	3.158	.068	.068	.068	12/26/2018	01/25/2019		50,000,000.00	49,895,000.00	99.830000	20,000.00
NICP CP 01-25-19	P-2	A-2	65478KNR8	3.118	3.118	.068	.068	.068	12/26/2018	01/25/2019		2,000,000.00	1,995,853.34	99.830000	746.66
NICP CP 01-25-19	P-2	A-2	65478KNR8	3.118	3.118	.068	.068	.068	12/26/2018	01/25/2019		50,000,000.00	49,896,333.34	99.830000	18,666.66
REEDIN CP 01-11-19	P-2	A-2	74949UNB4	3.104	3.104	.030	.030	.030	12/26/2018	01/11/2019		10,000,000.00	9,991,388.89	99.929167	1,527.81
REEDIN CP 01-11-19	P-2	A-2	74949UNB4	3.104	3.104	.030	.030	.030	12/26/2018	01/11/2019		50,000,000.00	49,956,944.44	99.929167	7,639.06
CNPCHK 0 01-04-19	P-2	A-2	12623LN43	3.102	3.102	.011	.011	.011	12/26/2018	01/04/2019		216,300,000.00	216,244,122.50	99.978750	9,913.75



Run Date: 1/8/2019 7:51:45 AM

Investments Outstanding As Of Date: 12/31/2018

INVESTMENT PORTFOLIO - POSITION DETAIL

COMMERCIAL PAPERS	Moody's	S&P	CUSIP	Coupon Rate	YIELD	WAL	Durtn	Effect Durtn	Purchase Date	Maturity Date	Call Date	Current Par Value	Current Book Value	Market Price	Unrealized Gain/(Loss)
BCIMIA 0 03-22-19	P-2	A-2	05990DQ5	3.275	3.275	.222	.222	.222	12/27/2018	03/22/2019		50,000,000.00	49,638,888.88	99.411111	66,666.62
CNPCHK 0 03-01-19	P-2	A-2	12623LQ16	3.239	3.239	.164	.164	.164	12/27/2018	03/01/2019		50,000,000.00	49,736,138.89	99.582083	54,902.61
CNPCHK 0 03-01-19	P-2	A-2	12623LQ16	3.239	3.239	.164	.164	.164	12/27/2018	03/01/2019		50,000,000.00	49,736,138.89	99.582083	54,902.61
CNPCHK 0 03-01-19	P-2	A-2	12623LQ16	3.239	3.239	.164	.164	.164	12/27/2018	03/01/2019		50,000,000.00	49,736,138.89	99.582083	54,902.61
CNPCHK 0 03-01-19	B2	A-2	12623LQ16	3.239	3.239	.164	.164	.164	12/27/2018	03/01/2019		50,000,000.00	49,736,138.89	99.582083	54,902.61
CNPCHK 0 03-01-19	P-2	A-2	12623LQ16	3.239	3.239	.164	.164	.164	12/27/2018	03/01/2019		12,000,000.00	11,936,673.34	99.582083	13,176.62
CNPCHK 0 03-15-19	P-2	A-2	12623LQF5	3.242	3.242	.203	.203	.203	12/28/2018	03/15/2019		5,425,000.00	5,389,577.76	99.462639	6,270.41
MCKPP CP 02-08-19	P-2	A-2	58155LP81	3.162	3.162	.107	.107	.107	12/28/2018	02/08/2019		7,259,000.00	7,234,863.83	99.730833	4,597.34
BCIMIA 0 03-22-19	P-1	A-1	05990DQ5	3.173	3.173	.222	.222	.222	12/28/2018	03/22/2019		74,318,000.00	73,797,774.00	99.411111	82,575.47
MCKPP CP 02-04-19	P-2	A-2	58155LP40	3.181	3.181	.096	.096	.096	12/28/2018	02/04/2019		50,000,000.00	49,850,305.55	99.759167	29,277.95
MCKPP CP 02-04-19	P-2	A-2	58155LP40	3.181	3.181	.096	.096	.096	12/28/2018	02/04/2019		50,000,000.00	49,850,305.55	99.759167	29,277.95
MCKPP CP 02-04-19	P-2	A-2	58155LP40	3.181	3.181	.096	.096	.096	12/28/2018	02/04/2019		50,000,000.00	49,850,305.55	99.759167	29,277.95
CNPCHK CP 02-27-19	P-1	A-1	12623LPT6	3.166	3.166	.159	.159	.159	12/31/2018	02/27/2019		10,000,000.00	9,950,125.00	99.596250	9,500.00
Total	Count 45			3.178	3.178	.105	.105	.105				1,661,957,000.00	1,656,405,605.34	99.731564	1,090,099.99
DDA/PASSBKS	Moody's	S&P	CUSIP	Coupon Rate	YIELD	WAL	Durtn	Effect Durtn	Purchase Date	Maturity Date	Call Date	Current Par Value	Current Book Value	Market Price	Unrealized Gain/(Loss)
DDA BofA 8756				1.692	1.692	.003	.003	.003	01/01/2018	01/01/2019		8,432,117.72	8,432,117.72	100.000000	0.00
DDA Centennial 9655				2.759	2.759	.003	.003	.003	01/01/2018	01/01/2019		101,069,729.92	101,069,729.92	100.000000	0.00
DDA Regions 6470				.341	.341	.003	.003	.003	01/01/2018	01/01/2019		581,056.39	581,056.39	100.000000	0.00
DDA 1st Security 0280				1.100	1.100	.003	.003	.003	01/01/2018	01/01/2019		7,610.59	7,610.59	100.000000	0.00
DDA US Bank				.035	.035	.003	.003	.003	01/01/2018	01/01/2019		103,441.95	103,441.95	100.000000	0.00
DDA Bk of the Ozarks 2322				2.001	2.001	.003	.003	.003	01/01/2018	01/01/2019		320,265.51	320,265.51	100.000000	0.00
DDA Simmons 4368				2.439	2.439	.003	.003	.003	01/01/2018	01/01/2019		64,120,499.42	64,120,499.42	100.000000	0.00
Total	Count 7			2.579	2.579	.003	.003	.003				174,634,721.50	174,634,721.50	100.000000	0.00
ISRAEL BDS	Moody's	S&P	CUSIP	Coupon Rate	YIELD	WAL	Durtn	Effect Durtn	Purchase Date	Maturity Date	Call Date	Current Par Value	Current Book Value	Market Price	Unrealized Gain/(Loss)
10th Series Jubilee 2YR Fixe			46513XL40	2.730	2.730	1.167	1.313	1.313	03/01/2018	03/01/2020		20,000,000.00	20,000,000.00	100.000000	0.00
Total	Count 1			2.730	2.730	1.167	1.313	1.313				20,000,000.00	20,000,000.00	100.000000	0.00
MONEY MARKETS	Moody's	S&P	CUSIP	Coupon Rate	YIELD	WAL	Durtn	Effect Durtn	Purchase Date	Maturity Date	Call Date	Current Par Value	Current Book Value	Market Price	Unrealized Gain/(Loss)
MMKT-Treasury Money Mgm				2.610	2.610	.003	.003	.003	06/30/2017	01/01/2019		556,023,220.53	556,023,220.53	100.000000	0.00
MMKT RayJames Fed 1673				1.210	1.210	.003	.000	.000	01/01/2018	01/01/2019		0.00	0.00	.000000	0.00
MMKT BAML Fed 8405				2.056	2.056	.003	.003	.003	01/01/2018	01/01/2019		51,290.73	51,290.73	100.000000	0.00



Run Date: 1/8/2019 7:51:45 AM

Investments Outstanding As Of Date: 12/31/2018

INVESTMENT PORTFOLIO - POSITION DETAIL

MONEY MARKETS	Moody's	S&P	CUSIP	Coupon Rate	YIELD	WAL	Durtn	Effect Durtn	Purchase Date	Maturity Date	Call Date	Current Par Value	Current Book Value	Market Price	Unrealized Gain/(Loss)
MMKT Invesco Simmons 436				2.103	2.103	.003	.003	.003	01/01/2018	01/01/2019		55,348.77	55,348.77	100.000000	0.00
Total Count 4				2.610	2.610	.003	.003	.003				556,129,860.03	556,129,860.03	100.000000	0.00
MUNIS	Moody's	S&P	CUSIP	Coupon Rate	YIELD	WAL	Durtn	Effect Durtn	Purchase Date	Maturity Date	Call Date	Current Par Value	Current Book Value	Market Price	Unrealized Gain/(Loss)
MUNI-S.Carolina			83712TDA6	2.950	2.971	22.019	16.161	16.161	06/01/2016	01/01/2041		695,000.00	692,707.84	97.001000	-18,550.89
Total Count 1				2.950	2.971	22.019	16.161	16.161				695,000.00	692,707.84	97.001000	-18,550.89
REMIC-FHLM	Moody's	S&P	CUSIP	Coupon Rate	YIELD	WAL	Durtn	Effect Durtn	Purchase Date	Maturity Date	Call Date	Current Par Value	Current Book Value	Market Price	Unrealized Gain/(Loss)
FHR 4470 MC			3137BJDB6	2.000	1.997	7.102	6.380	6.380	04/30/2018	10/15/2039		10,050,458.67	10,052,077.48	97.232060	-279,809.48
FHR 4077 BA			3137ASAG9	2.000	2.395	4.170	3.865	3.865	04/30/2018	09/15/2032		670,255.26	660,044.37	96.080540	-16,059.50
FHR 4478 PC			3137BJ6P3	2.000	1.898	3.639	3.421	3.421	04/30/2018	11/15/2036		3,749,843.30	3,762,988.86	98.470620	-70,494.91
FHR 4403 CA			3137BEK45	3.000	2.112	2.225	2.131	2.131	04/30/2018	01/15/2031		20,442,084.92	20,829,217.73	98.931390	-605,578.97
FHR 4476 B			3137BJ3Q4	2.500	2.493	1.974	1.879	1.879	04/30/2018	04/15/2044		3,011,836.61	3,012,243.01	93.627210	-192,344.42
FHR 4413 HP			3137BFB67	3.500	2.639	3.410	3.198	3.198	04/30/2018	03/15/2027		14,725,765.07	15,133,760.50	101.647170	-165,437.05
FHR 4298 PG			3137B7QN2	3.000	2.445	2.809	2.669	2.669	04/30/2018	04/15/2027		4,628,300.55	4,697,052.06	99.610550	-86,776.43
FHR 4389 AB			3137BDMU7	3.000	2.631	3.767	3.489	3.489	04/30/2018	06/15/2030		6,928,641.80	7,017,945.06	98.915680	-164,431.91
FHR 2836 L			31395FAX2	4.500	3.819	2.942	2.752	2.752	04/30/2018	11/15/2024		301,471.50	307,150.66	99.775590	-6,355.69
FHR 4550 TA			3137BN3B8	2.000	1.976	5.150	4.703	4.703	04/30/2018	11/15/2044		75,397,640.34	75,481,305.31	97.067120	-2,294,987.28
FHR 4387 KG			3137BDZX7	4.000	3.132	.576	.607	.607	04/30/2018	04/15/2020		124,868.82	125,527.50	99.812810	-892.42
FHR 4596 HA			3137BQNY9	3.000	1.921	2.002	1.939	1.939	04/30/2018	03/15/2027		67,256,346.48	68,665,750.31	97.081270	-3,372,434.99
FHR 4463 MG			3137BHGR2	3.000	2.636	5.777	5.167	5.167	04/30/2018	10/15/2033		249,622.80	254,342.84	98.616940	-8,172.47
FHR 4632 MA			3137BSS87	4.000	2.039	3.732	3.489	3.489	04/30/2018	02/15/2030		163,395,626.48	174,707,059.62	104.243150	-4,378,311.62
FHR 4634 MA			3137BSSL8	4.500	1.284	2.430	2.356	2.356	04/30/2018	05/15/2026		71,719,201.59	77,222,223.11	105.529930	-1,536,999.88
FHR 4634 MD			3137BSSN4	5.000	-1.654	1.232	1.257	1.257	04/30/2018	10/15/2022		62,842,061.26	68,164,813.39	106.724060	-1,097,214.23
FHR 4630 MA			3137BSY98	4.000	2.559	3.977	3.663	3.663	04/30/2018	08/15/2029		83,654,410.40	88,116,412.01	104.700520	-529,809.32
FHR 4632 MH			3137BSSB0	4.000	2.569	4.471	4.012	4.012	04/30/2018	08/15/2053		32,534,439.01	34,403,446.86	105.028740	-232,935.50
FHR 3966 VZ			3137AJXR0	4.000	.976	1.194	1.182	1.182	04/30/2018	04/15/2040		6,908,173.85	7,154,677.74	105.271790	117,680.53
FHR 4657 JA			3137BVMP8	4.500	3.422	7.585	6.240	6.240	04/30/2018	06/15/2038		14,816,754.80	15,825,901.43	106.865880	8,153.97
FHR 4045 HD			3137APUG3	4.500	3.759	10.306	8.004	8.004	04/30/2018	01/15/2039		6,464,812.51	6,854,462.80	106.291840	17,105.37
FHR 4764 BT			3137F3PY4	4.500	3.565	6.427	5.417	5.417	04/30/2018	05/15/2035		49,622,641.31	52,161,914.25	104.963950	-76,029.84
FHR 4764 TJ			3137F3V43	4.500	3.480	5.020	4.384	4.384	04/30/2018	11/15/2032		19,732,064.71	20,621,544.95	105.290200	154,385.45
FHR 4769 AH			3137F3XL3	4.500	3.530	5.941	5.060	5.060	04/30/2018	02/15/2035		56,725,950.81	59,536,620.71	105.297050	194,132.08
FHR 4769 HG			3137FEDL1	4.500	3.277	4.277	3.824	3.824	04/30/2018	06/15/2031		50,698,368.15	53,087,422.78	105.066040	179,344.98



Run Date: 1/8/2019 7:51:45 AM

Investments Outstanding As Of Date: 12/31/2018

INVESTMENT PORTFOLIO - POSITION DETAIL

REMIC-FHLM	Moody's	S&P	CUSIP	Coupon Rate	YIELD	WAL	Durtn	Effect Durtn	Purchase Date	Maturity Date	Call Date	Current Par Value	Current Book Value	Market Price	Unrealized Gain/(Loss)
FHR 3500 AB			31397YSV4	4.500	1.107	1.599	1.574	1.574	04/30/2018	05/15/2038		807,752.07	850,791.68	105.244270	-678.91
FHR 4784 EK			3137F5ED7	5.000	3.824	5.360	4.600	4.600	05/01/2018	03/15/2032		53,418,474.60	56,341,269.11	105.793010	171,743.07
FHR 4800 EF			3137F5V48	5.500	4.024	5.898	4.919	4.919	06/01/2018	05/15/2034		58,761,569.39	63,085,256.82	106.894720	-272,241.75
FHR 4800 KA			3137F5XH7	5.500	4.266	7.195	5.750	5.750	08/01/2018	09/15/2036		46,939,739.00	50,314,697.32	107.571020	178,858.71
FHR 4846 KA			3137FKHF6	5.000	4.324	8.140	6.359	6.359	12/03/2018	09/15/2038		99,195,271.00	103,497,533.44	105.851610	1,502,257.96
Total Count 30				4.201	2.584	4.634	4.034	4.034				1,085,774,447.06	1,141,945,453.71	103.988551	-12,864,334.45
REMIC-FNMA	Moody's	S&P	CUSIP	Coupon Rate	YIELD	WAL	Durtn	Effect Durtn	Purchase Date	Maturity Date	Call Date	Current Par Value	Current Book Value	Market Price	Unrealized Gain/(Loss)
FNR 2012-102 PA			3136A8SG6	4.500	2.214	1.856	1.792	1.792	04/30/2018	06/25/2026		2,419,217.05	2,518,648.94	101.881800	-53,907.06
FNR 2011-145 JA			3136A3AS0	4.500	3.432	4.273	3.876	3.876	04/30/2018	03/25/2027		2,268,437.88	2,363,522.94	103.381170	-18,385.32
FNR 2009-88 CB			31398F3S8	4.500	3.661	6.704	5.539	5.539	04/30/2018	04/25/2039		2,380,253.11	2,491,616.68	103.036920	-39,077.19
FNR 2013-116 YB			3136AG3J9	3.000	2.850	10.246	8.493	8.493	04/30/2018	08/25/2039		4,513,241.80	4,570,778.12	96.861300	-199,193.44
FNR 2016-2 EZ			3136ARBM9	2.500	2.630	3.965	3.640	3.640	04/30/2018	01/25/2034		16,680,586.24	16,601,711.57	88.289990	-1,874,423.65
FNR 2009-47 MT			31396QHD4	7.000	2.564	2.273	2.150	2.150	04/30/2018	06/25/2038		613,431.88	671,858.55	110.773880	7,663.74
FNR 2016-93 NA			3136AUVL2	3.000	2.701	9.146	7.756	7.756	04/30/2018	01/25/2038		171,540,162.00	175,549,505.02	99.538380	-4,801,206.72
FNR 2016-94 AE			3136AULS8	4.500	2.391	3.743	3.470	3.470	04/30/2018	08/25/2028		72,422,641.28	77,805,129.64	103.645830	-2,742,081.98
FNR 2016-98 A			3136AUP96	4.000	2.954	5.167	4.588	4.588	04/30/2018	10/25/2032		33,567,539.80	35,193,771.28	103.880920	-323,502.11
FNR 2016-98 DA			3136AUQ38	4.000	2.443	2.999	2.821	2.821	04/30/2018	06/25/2028		66,647,906.96	69,595,303.99	103.371180	-700,576.12
FNR 2017-5 PK			3136AVCP2	4.500	3.150	5.405	4.733	4.733	04/30/2018	10/25/2032		38,855,284.79	41,370,572.32	106.124270	-135,684.98
FNR 2017-5 EY			3136AVCJ6	4.500	2.978	4.672	4.167	4.167	04/30/2018	09/25/2032		21,312,776.13	22,678,920.17	105.950100	-98,012.55
FNR 2017-102 PH			3136BOFF8	4.000	3.557	14.292	10.351	10.351	04/30/2018	09/25/2047		84,792,034.90	88,721,664.93	103.419810	-1,029,903.54
Total Count 13				3.750	2.830	7.488	6.179	6.179				518,013,513.82	540,133,004.15	101.951918	-12,008,290.92
REMIC-GNMA	Moody's	S&P	CUSIP	Coupon Rate	YIELD	WAL	Durtn	Effect Durtn	Purchase Date	Maturity Date	Call Date	Current Par Value	Current Book Value	Market Price	Unrealized Gain/(Loss)
GNR 2012-44 A			38378BRT8	2.170	1.830	1.008	.984	.984	10/01/2017	04/16/2041		1,066,344.76	1,066,344.76	98.971460	-10,967.78
GNR 2012-70 A			38378BUJ6	1.732	1.569	.425	.458	.458	10/01/2017	01/16/2020		846,072.32	846,703.91	97.624170	-20,732.83
GNR 2013 57 A			38378KGV5	1.350	1.835	.700	.726	.726	10/01/2017	09/16/2020		7,096,561.61	7,071,588.99	95.942470	-262,972.50
Total Count 3				1.483	1.810	.711	.731	.731				9,008,978.69	8,984,637.66	96.458931	-294,673.11



Run Date: 1/8/2019 7:51:45 AM

Investments Outstanding As Of Date: 12/31/2018

INVENTORY BY MATURITY REPORT

CUSIP	Investment #	Fund	Issuer	Purchase Date	Current Book	Current Rate	Maturity Date	Maturity Amount	Total Days From Purc	Current Par	YTM	Days to Maturity
	3139	134050	MMKT-Treasury Money Mgmt	06/30/2017	556,023,220.53	2.610	01/01/2019	556,023,220.53	550	556,023,220.53	2.610	1
	4488	134050	MMKT RayJames Fed 1673	01/01/2018	0.00	1.210	01/01/2019	0.00	365	0.00	1.210	1
	4490	134050	MMKT BAML Fed 8405	01/01/2018	51,290.73	2.056	01/01/2019	51,290.73	365	51,290.73	2.056	1
	4491	134050	MMKT Invesco Simmons 4368	01/01/2018	55,348.77	2.103	01/01/2019	55,348.77	365	55,348.77	2.103	1
	4492	134050	DDA BofA 8756	01/01/2018	8,432,117.72	1.692	01/01/2019	8,432,117.72	365	8,432,117.72	1.692	1
	4493	134050	DDA Centennial 9655	01/01/2018	101,069,729.92	2.759	01/01/2019	101,069,729.92	365	101,069,729.92	2.759	1
	4494	134050	DDA Regions 6470	01/01/2018	581,056.39	.341	01/01/2019	581,056.39	365	581,056.39	.341	1
	4495	134050	DDA 1st Security 0280	01/01/2018	7,610.59	1.100	01/01/2019	7,610.59	365	7,610.59	1.100	1
	4496	134050	DDA US Bank	01/01/2018	103,441.95	.035	01/01/2019	103,441.95	365	103,441.95	.035	1
	4497	134050	DDA Bk of the Ozarks 2322	01/01/2018	320,265.51	2.001	01/01/2019	320,265.51	365	320,265.51	2.001	1
	4500	134050	DDA Simmons 4368	01/01/2018	64,120,499.42	2.439	01/01/2019	64,120,499.42	365	64,120,499.42	2.439	1
05990DN32	7463	134050	BCIMIA 0 01-03-19	09/28/2018	2,999,516.67	2.923	01/03/2019	3,000,000.00	97	3,000,000.00	2.923	3
05990DN32	7468	134050	BCIMIA 0 01-03-19	09/27/2018	46,992,427.78	2.923	01/03/2019	47,000,000.00	98	47,000,000.00	2.923	3
05990DN32	7469	134050	BCIMIA 0 01-03-19	09/27/2018	49,991,944.44	2.923	01/03/2019	50,000,000.00	98	50,000,000.00	2.923	3
05990DN32	7470	134050	BCIMIA 0 01-03-19	09/27/2018	49,991,944.44	2.923	01/03/2019	50,000,000.00	98	50,000,000.00	2.923	3
03846WN49	7623	134050	ARAFIN 0 01-04-19	10/18/2018	39,990,833.33	2.766	01/04/2019	40,000,000.00	78	40,000,000.00	2.766	4
12623LN43	8188	134050	CNPCHK 0 01-04-19	12/26/2018	216,244,122.50	3.102	01/04/2019	216,300,000.00	9	216,300,000.00	3.102	4
03846WN72	8132	134050	ARAFIN CP 01-07-19	12/21/2018	24,986,458.33	3.255	01/07/2019	25,000,000.00	17	25,000,000.00	3.255	7
03846WN72	8162	134050	ARAFIN CP 01-07-19	12/21/2018	24,986,458.33	3.255	01/07/2019	25,000,000.00	17	25,000,000.00	3.255	7
03846WN80	8133	134050	ARAFIN CP 01-08-19	12/21/2018	31,979,777.78	3.255	01/08/2019	32,000,000.00	18	32,000,000.00	3.255	8
65478KN98	8171	134050	NICP CP 01-09-19	12/26/2018	1,998,617.78	3.114	01/09/2019	2,000,000.00	14	2,000,000.00	3.114	9
12655NNB4	8176	134050	CSLBHO CP 01-11-19	12/26/2018	4,995,833.33	3.004	01/11/2019	5,000,000.00	16	5,000,000.00	3.004	11
74949UNB4	8184	134050	REEDIN CP 01-11-19	12/26/2018	9,991,388.89	3.104	01/11/2019	10,000,000.00	16	10,000,000.00	3.104	11
74949UNB4	8185	134050	REEDIN CP 01-11-19	12/26/2018	49,956,944.44	3.104	01/11/2019	50,000,000.00	16	50,000,000.00	3.104	11
65478KNF4	8179	134050	NICP CP 01-15-19	12/26/2018	32,960,088.33	3.115	01/15/2019	33,000,000.00	20	33,000,000.00	3.115	15
58155LNR1	8181	134050	MCKPP CP 01-25-19	12/26/2018	49,895,000.00	3.158	01/25/2019	50,000,000.00	30	50,000,000.00	3.158	25
65478KNR8	8182	134050	NICP CP 01-25-19	12/26/2018	1,995,853.34	3.118	01/25/2019	2,000,000.00	30	2,000,000.00	3.118	25
65478KNR8	8183	134050	NICP CP 01-25-19	12/26/2018	49,896,333.34	3.118	01/25/2019	50,000,000.00	30	50,000,000.00	3.118	25
65478KNW7	8173	134050	NICP CP 01-30-19	12/26/2018	7,979,957.78	3.114	01/30/2019	8,000,000.00	35	8,000,000.00	3.119	30
82937RP42	7863	134050	SINOPC CP 02-04-19	11/20/2018	9,673,377.88	3.475	02/04/2019	9,705,000.00	76	9,705,000.00	3.475	35
82937RP42	7865	134050	SINOPC CP 02-04-19	11/19/2018	25,431,863.62	3.476	02/04/2019	25,515,000.00	77	25,515,000.00	3.476	35
58155LP40	8226	134050	MCKPP CP 02-04-19	12/28/2018	49,850,305.55	3.181	02/04/2019	50,000,000.00	38	50,000,000.00	3.181	35



Run Date: 1/8/2019 7:51:45 AM

Investments Outstanding As Of Date: 12/31/2018

INVENTORY BY MATURITY REPORT

CUSIP	Investment #	Fund	Issuer	Purchase Date	Current Book	Current Rate	Maturity Date	Maturity Amount	Total Days From Purc	Current Par	YTM	Days to Maturity
58155LP40	8227	134050	MCKPP CP 02-04-19	12/28/2018	49,850,305.55	3.181	02/04/2019	50,000,000.00	38	50,000,000.00	3.181	35
58155LP40	8228	134050	MCKPP CP 02-04-19	12/28/2018	49,850,305.55	3.181	02/04/2019	50,000,000.00	38	50,000,000.00	3.181	35
58155LP81	8221	134050	MCKPP CP 02-08-19	12/28/2018	7,234,863.83	3.162	02/08/2019	7,259,000.00	42	7,259,000.00	3.162	39
8424C1PN2	8034	134050	SOCAPP 2-22-19	12/07/2018	74,631,666.66	3.425	02/22/2019	75,000,000.00	77	75,000,000.00	3.425	53
8424C1PT9	8070	134050	SOCAPP CP 02-27-19	12/13/2018	3,913,193.54	3.526	02/27/2019	3,935,000.00	76	3,935,000.00	3.526	58
12623LPT6	8237	134050	CNPCHK CP 02-27-19	12/31/2018	9,950,125.00	3.166	02/27/2019	10,000,000.00	58	10,000,000.00	3.166	58
4611K1Q16	8155	134050	INTFND 0 03-01-19	12/21/2018	49,737,777.78	3.220	03/01/2019	50,000,000.00	70	50,000,000.00	3.220	60
4611K1Q16	8156	134050	INTFND 0 03-01-19	12/21/2018	2,984,266.66	3.220	03/01/2019	3,000,000.00	70	3,000,000.00	3.220	60
77619FQ18	8157	134050	ROMUPP 0 03-01-19	12/21/2018	49,737,777.78	3.220	03/01/2019	50,000,000.00	70	50,000,000.00	3.220	60
77619FQ18	8158	134050	ROMUPP 0 03-01-19	12/21/2018	14,921,333.34	3.220	03/01/2019	15,000,000.00	70	15,000,000.00	3.220	60
12623LQ16	8200	134050	CNPCHK 0 03-01-19	12/27/2018	49,736,138.89	3.239	03/01/2019	50,000,000.00	64	50,000,000.00	3.239	60
12623LQ16	8201	134050	CNPCHK 0 03-01-19	12/27/2018	49,736,138.89	3.239	03/01/2019	50,000,000.00	64	50,000,000.00	3.239	60
12623LQ16	8202	134050	CNPCHK 0 03-01-19	12/27/2018	49,736,138.89	3.239	03/01/2019	50,000,000.00	64	50,000,000.00	3.239	60
12623LQ16	8203	134050	CNPCHK 0 03-01-19	12/27/2018	49,736,138.89	3.239	03/01/2019	50,000,000.00	64	50,000,000.00	3.239	60
12623LQ16	8204	134050	CNPCHK 0 03-01-19	12/27/2018	11,936,673.34	3.239	03/01/2019	12,000,000.00	64	12,000,000.00	3.239	60
8424C1Q84	8087	134050	SOCAPP CP 03-08-19	12/14/2018	7,451,187.50	3.580	03/08/2019	7,500,000.00	84	7,500,000.00	3.580	67
36960MQ89	8149	134050	GE CP 03-08-19	12/21/2018	49,702,083.34	3.273	03/08/2019	50,000,000.00	77	50,000,000.00	3.273	67
36960MQ89	8150	134050	GE CP 03-08-19	12/21/2018	49,702,083.34	3.275	03/08/2019	50,000,000.00	77	50,000,000.00	3.273	67
36960MQF3	8159	134050	GE CP 03-15-19	12/21/2018	49,670,486.11	3.275	03/15/2019	50,000,000.00	84	50,000,000.00	3.275	74
36960MQF3	8160	134050	GE CP 03-15-19	12/21/2018	49,670,486.11	3.275	03/15/2019	50,000,000.00	84	50,000,000.00	3.275	74
36960MQF3	8161	134050	GE CP 03-15-19	12/21/2018	14,901,145.83	3.275	03/15/2019	15,000,000.00	84	15,000,000.00	3.275	74
12623LQF5	8213	134050	CNPCHK 0 03-15-19	12/28/2018	5,389,577.76	3.242	03/15/2019	5,425,000.00	77	5,425,000.00	3.242	74
05990DQN5	8193	134050	BCIMIA 0 03-22-19	12/27/2018	49,638,888.88	3.275	03/22/2019	50,000,000.00	85	50,000,000.00	3.275	81
05990DQN5	8225	134050	BCIMIA 0 03-22-19	12/28/2018	73,797,774.00	3.173	03/22/2019	74,318,000.00	84	74,318,000.00	3.173	81
38378BUJ6	3323	134050	GNR 2012-70 A	10/01/2017	846,703.91	1.732	01/16/2020	846,072.32	837	846,072.32	1.569	381
46513XL40	5095	134050	10th Series Jubilee 2YR Fixed	03/01/2018	20,000,000.00	2.730	03/01/2020	20,000,000.00	731	20,000,000.00	2.730	426
3137BDZX7	6078	134050	FHR 4387 KG	04/30/2018	125,527.50	4.000	04/15/2020	124,868.82	716	124,868.82	3.132	471
38378KGV5	3324	134050	GNR 2013 57 A	10/01/2017	7,071,588.99	1.350	09/16/2020	7,096,561.61	1081	7,096,561.61	1.835	625
3137BSSN4	6087	134050	FHR 4634 MD	04/30/2018	68,164,813.39	5.000	10/15/2022	62,842,061.26	1629	62,842,061.26	-1.654	1384
31395FAX2	6069	134050	FHR 2836 L	04/30/2018	307,150.66	4.500	11/15/2024	301,471.50	2391	301,471.50	3.819	2146
3137BSSL8	6086	134050	FHR 4634 MA	04/30/2018	77,222,223.11	4.500	05/15/2026	71,719,201.59	2937	71,719,201.59	1.284	2692
3136A8SG6	6048	134050	FNR 2012-102 PA	04/30/2018	2,518,648.94	4.500	06/25/2026	2,419,217.05	2978	2,419,217.05	2.214	2733
3137BFB67	6061	134050	FHR 4413 HP	04/30/2018	15,133,760.50	3.500	03/15/2027	14,725,765.07	3241	14,725,765.07	2.639	2996



Run Date: 1/8/2019 7:51:45 AM

Investments Outstanding As Of Date: 12/31/2018

INVENTORY BY MATURITY REPORT

CUSIP	Investment #	Fund	Issuer	Purchase Date	Current Book	Current Rate	Maturity Date	Maturity Amount	Total Days From Purc	Current Par	YTM	Days to Maturity
3137BQNY9	6079	134050	FHR 4596 HA	04/30/2018	68,665,750.31	3.000	03/15/2027	67,256,346.48	3241	67,256,346.48	1.921	2996
3136A3AS0	6054	134050	FNR 2011-145 JA	04/30/2018	2,363,522.94	4.500	03/25/2027	2,268,437.88	3251	2,268,437.88	3.432	3006
3137B7QN2	6063	134050	FHR 4298 PG	04/30/2018	4,697,052.06	3.000	04/15/2027	4,628,300.55	3272	4,628,300.55	2.445	3027
3136AUQ38	6074	134050	FNR 2016-98 DA	04/30/2018	69,595,303.99	4.000	06/25/2028	66,647,906.96	3709	66,647,906.96	2.443	3464
3136AULS8	6072	134050	FNR 2016-94 AE	04/30/2018	77,805,129.64	4.500	08/25/2028	72,422,641.28	3770	72,422,641.28	2.391	3525
3137BSY98	6088	134050	FHR 4630 MA	04/30/2018	88,116,412.01	4.000	08/15/2029	83,654,410.40	4125	83,654,410.40	2.559	3880
3137BSS87	6084	134050	FHR 4632 MA	04/30/2018	174,707,059.62	4.000	02/15/2030	163,395,626.48	4309	163,395,626.48	2.039	4064
3137BDMU7	6066	134050	FHR 4389 AB	04/30/2018	7,017,945.06	3.000	06/15/2030	6,928,641.80	4429	6,928,641.80	2.631	4184
3137BEK45	6059	134050	FHR 4403 CA	04/30/2018	20,829,217.73	3.000	01/15/2031	20,442,084.92	4643	20,442,084.92	2.112	4398
3137FEDL1	6097	134050	FHR 4769 HG	04/30/2018	53,087,422.78	4.500	06/15/2031	50,698,368.15	4794	50,698,368.15	3.277	4549
3137F5ED7	6099	134050	FHR 4784 EK	05/01/2018	56,341,269.11	5.000	03/15/2032	53,418,474.60	5067	53,418,474.60	3.824	4823
3137ASAG9	6057	134050	FHR 4077 BA	04/30/2018	660,044.37	2.000	09/15/2032	670,255.26	5252	670,255.26	2.395	5007
3136AVCJ6	6076	134050	FNR 2017-5 EY	04/30/2018	22,678,920.17	4.500	09/25/2032	21,312,776.13	5262	21,312,776.13	2.978	5017
3136AUP96	6073	134050	FNR 2016-98 A	04/30/2018	35,193,771.28	4.000	10/25/2032	33,567,539.80	5292	33,567,539.80	2.954	5047
3136AVCP2	6075	134050	FNR 2017-5 PK	04/30/2018	41,370,572.32	4.500	10/25/2032	38,855,284.79	5292	38,855,284.79	3.150	5047
3137F3V43	6095	134050	FHR 4764 TJ	04/30/2018	20,621,544.95	4.500	11/15/2032	19,732,064.71	5313	19,732,064.71	3.480	5068
3137BHGR2	6081	134050	FHR 4463 MG	04/30/2018	254,342.84	3.000	10/15/2033	249,622.80	5647	249,622.80	2.636	5402
3136ARBM9	6065	134050	FNR 2016-2 EZ	04/30/2018	16,601,711.57	2.500	01/25/2034	16,680,586.24	5749	16,680,586.24	2.630	5504
3137F5V48	6295	134050	FHR 4800 EF	06/01/2018	63,085,256.82	5.500	05/15/2034	58,761,569.39	5827	58,761,569.39	4.024	5614
3137F3XL3	6096	134050	FHR 4769 AH	04/30/2018	59,536,620.71	4.500	02/15/2035	56,725,950.81	6135	56,725,950.81	3.530	5890
3137F3PY4	6094	134050	FHR 4764 BT	04/30/2018	52,161,914.25	4.500	05/15/2035	49,622,641.31	6224	49,622,641.31	3.565	5979
3137F5XH7	6937	134050	FHR 4800 KA	08/01/2018	50,314,697.32	5.500	09/15/2036	46,939,739.00	6620	46,939,739.00	4.266	6468
3137BJ6P3	6058	134050	FHR 4478 PC	04/30/2018	3,762,988.86	2.000	11/15/2036	3,749,843.30	6774	3,749,843.30	1.898	6529
3136AUVL2	6070	134050	FNR 2016-93 NA	04/30/2018	175,549,505.02	3.000	01/25/2038	171,540,162.00	7210	171,540,162.00	2.701	6965
31397YSV4	6098	134050	FHR 3500 AB	04/30/2018	850,791.68	4.500	05/15/2038	807,752.07	7320	807,752.07	1.107	7075
3137BVMP8	6092	134050	FHR 4657 JA	04/30/2018	15,825,901.43	4.500	06/15/2038	14,816,754.80	7351	14,816,754.80	3.422	7106
31396QHD4	6067	134050	FNR 2009-47 MT	04/30/2018	671,858.55	7.000	06/25/2038	613,431.88	7361	613,431.88	2.564	7116
3137FKHF6	7985	134050	FHR 4846 KA	12/03/2018	103,497,533.44	5.000	09/15/2038	99,195,271.00	7226	99,195,271.00	4.324	7198
3137APUG3	6093	134050	FHR 4045 HD	04/30/2018	6,854,462.80	4.500	01/15/2039	6,464,812.51	7565	6,464,812.51	3.759	7320
31398F3S8	6055	134050	FNR 2009-88 CB	04/30/2018	2,491,616.68	4.500	04/25/2039	2,380,253.11	7665	2,380,253.11	3.661	7420
3136AG3J9	6062	134050	FNR 2013-116 YB	04/30/2018	4,570,778.12	3.000	08/25/2039	4,513,241.80	7787	4,513,241.80	2.850	7542
3137BJDB6	6056	134050	FHR 4470 MC	04/30/2018	10,052,077.48	2.000	10/15/2039	10,050,458.67	7838	10,050,458.67	1.997	7593
3137AJXR0	6091	134050	FHR 3966 VZ	04/30/2018	7,154,677.74	4.000	04/15/2040	6,908,173.85	8021	6,908,173.85	.976	7776



Run Date: 1/8/2019 7:51:45 AM

Investments Outstanding As Of Date: 12/31/2018

INVENTORY BY MATURITY REPORT

CUSIP	Investment #	Fund	Issuer	Purchase Date	Current Book	Current Rate	Maturity Date	Maturity Amount	Total Days From Purc	Current Par	YTM	Days to Maturity
83712TDA6	2412	134050	MUNI-S.Carolina	06/01/2016	692,707.84	2.950	01/01/2041	695,000.00	8980	695,000.00	2.971	8037
38378BRT8	3322	134050	GNR 2012-44 A	10/01/2017	1,066,344.76	2.170	04/16/2041	1,066,344.76	8598	1,066,344.76	1.830	8142
3137BJ3Q4	6060	134050	FHR 4476 B	04/30/2018	3,012,243.01	2.500	04/15/2044	3,011,836.61	9482	3,011,836.61	2.493	9237
3137BN3B8	6071	134050	FHR 4550 TA	04/30/2018	75,481,305.31	2.000	11/15/2044	75,397,640.34	9696	75,397,640.34	1.976	9451
3136B0FF8	6077	134050	FNR 2017-102 PH	04/30/2018	88,721,664.93	4.000	09/25/2047	84,792,034.90	10740	84,792,034.90	3.557	10495
3137BSSB0	6089	134050	FHR 4632 MH	04/30/2018	34,403,446.86	4.000	08/15/2053	32,534,439.01	12891	32,534,439.01	2.569	12646



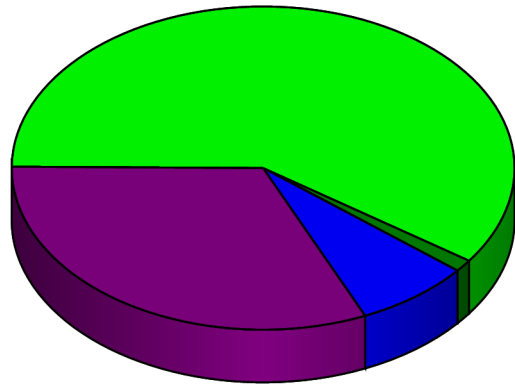
Run Date: 1/8/2019 7:51:45 AM

Investments Outstanding As Of Date: 12/31/2018

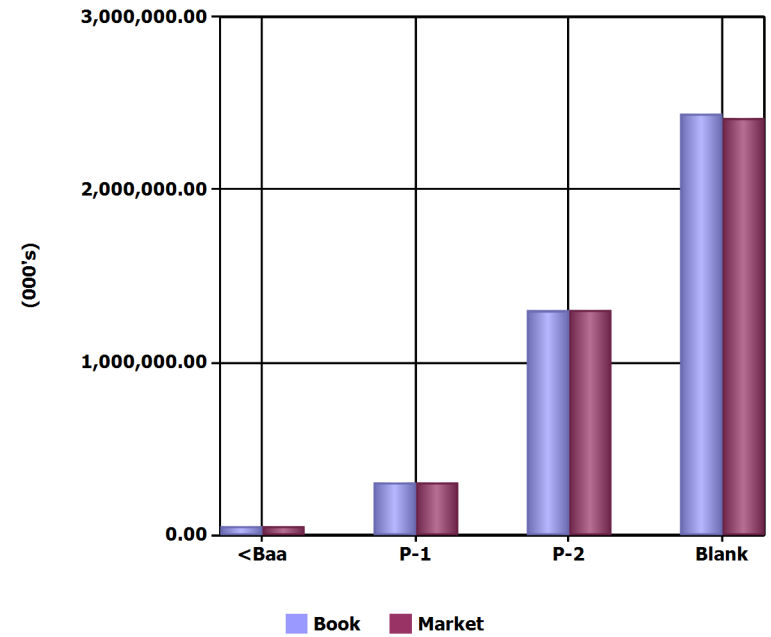
MOODY DISTRIBUTION

Moody (000's)	Par	Book	Market	MKT/Book	Yield
<Baa	50,000.00	49,736.14	49,791.04	100.11 %	3.24 %
P-1	304,538.00	303,789.24	303,923.44	100.04 %	3.15 %
P-2	1,307,419.00	1,302,880.23	1,303,781.22	100.07 %	3.18 %
Blank	2,364,256.52	2,442,520.39	2,417,334.54	98.97 %	2.64 %
Totals (000's):	4,026,213.52	4,098,925.99	4,074,830.24	99.41 %	2.86 %

BOOK %



■ <Baa - 1% ■ P-2 - 32%
■ P-1 - 7% ■ Blank - 60%





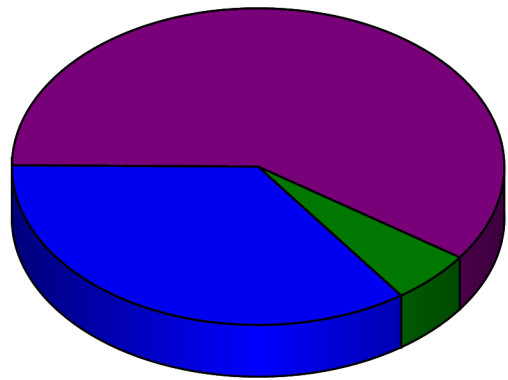
Run Date: 1/8/2019 7:51:45 AM

Investments Outstanding As Of Date: 12/31/2018

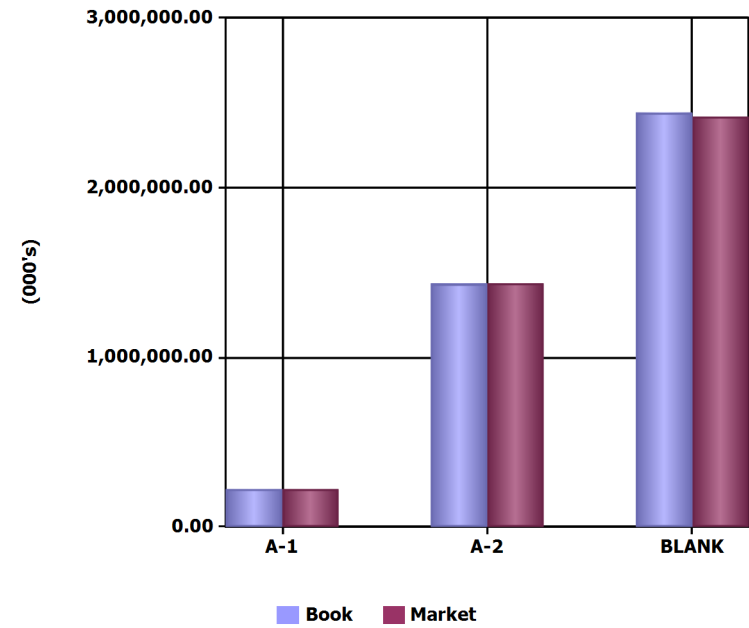
S&P DISTRIBUTION

S&P (000's)	Par	Book	Market	MKT/Book	Yield
A-1	222,538.00	221,836.55	221,960.56	100.06 %	3.10 %
A-2	1,439,419.00	1,434,569.06	1,435,535.14	100.07 %	3.19 %
BLANK	2,364,256.52	2,442,520.39	2,417,334.54	98.97 %	2.64 %
Totals (000's):	4,026,213.52	4,098,925.99	4,074,830.24	99.41 %	2.86 %

BOOK %



■ A-1 - 5% ■ BLANK - 60%
■ A-2 - 35%



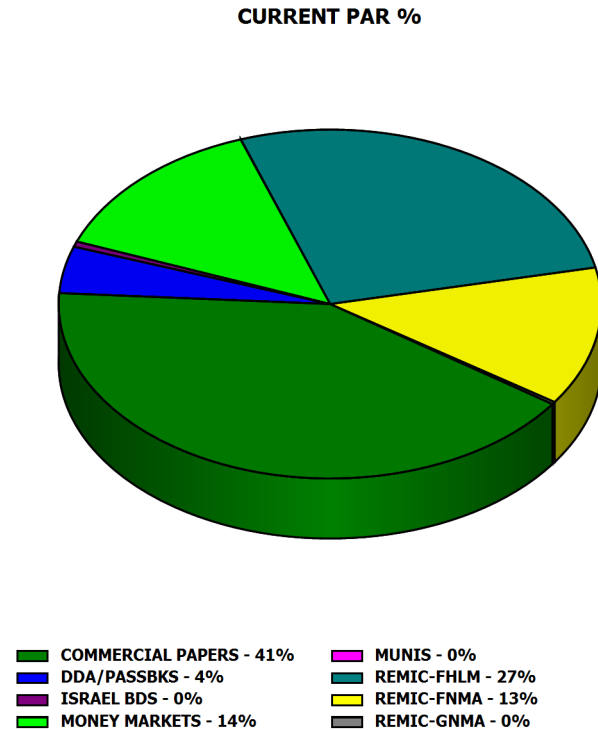
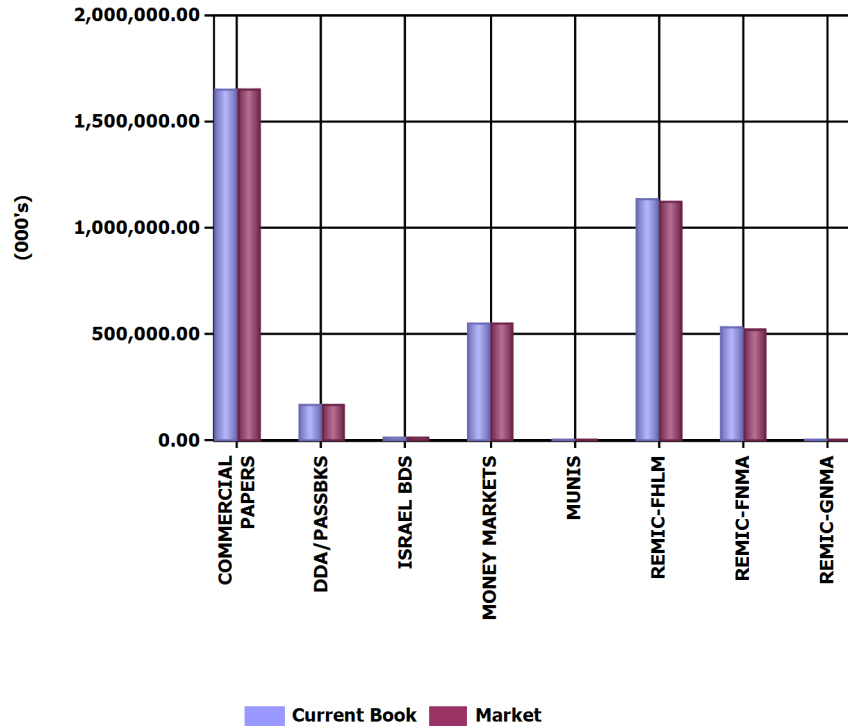


Run Date: 1/8/2019 7:51:45 AM

Investments Outstanding As Of Date: 12/31/2018

Assets (000's)	Current Par	Current Book	Current Market	Mkt/ Cur Book	Yield	WAL (Yr)	Mat (Yr)
COMMERCIAL PAPERS	1,661,957.00	1,656,405.61	1,657,495.71	100.07 %	3.18 %	.105	.105
DDA/PASSBKS	174,634.72	174,634.72	174,634.72	100.00 %	2.58 %	.003	.003
ISRAEL BDS	20,000.00	20,000.00	20,000.00	100.00 %	2.73 %	1.167	1.167
MONEY MARKETS	556,129.86	556,129.86	556,129.86	100.00 %	2.61 %	.003	.003
MUNIS	695.00	692.71	674.16	97.32 %	2.97 %	22.019	22.019
REMIC-FHLM	1,085,774.45	1,141,945.45	1,129,081.12	98.87 %	2.58 %	4.634	14.342
REMIC-FNMA	518,013.51	540,133.00	528,124.71	97.78 %	2.83 %	7.488	16.949
REMIC-GNMA	9,008.98	8,984.64	8,689.96	96.72 %	1.81 %	.711	4.087
Totals (000's):	4,026,213.52	4,098,925.99	4,074,830.24	99.41 %	2.86 %	2.268	6.111

PORTFOLIO ALLOCATION



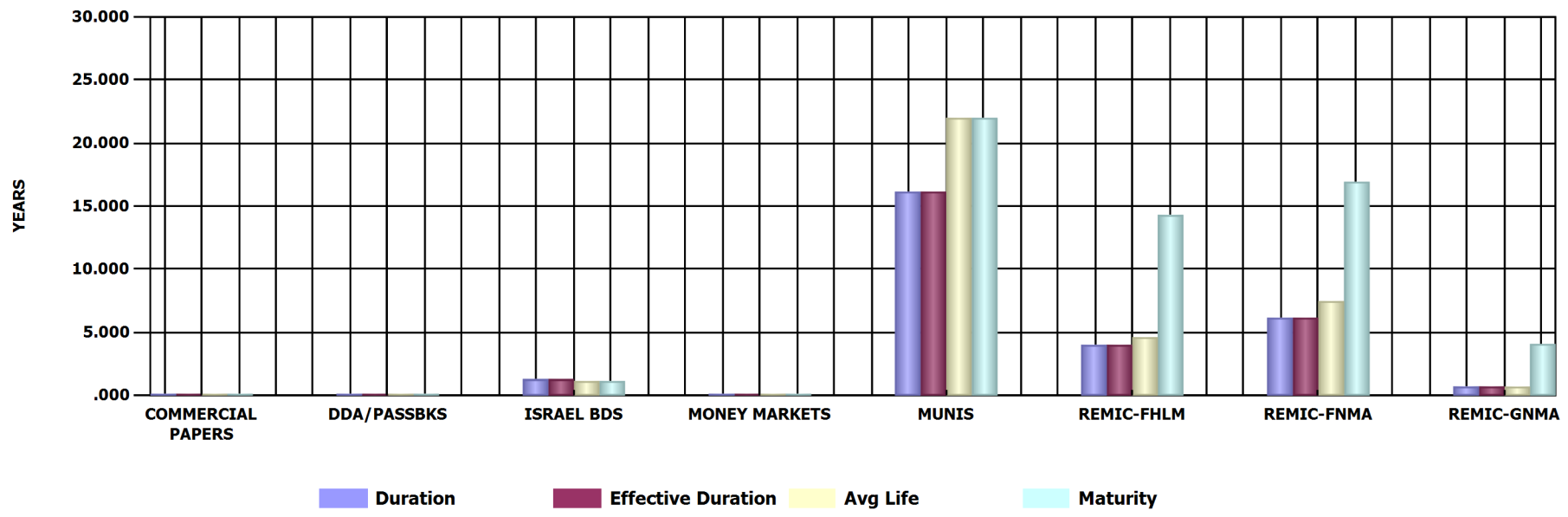


Run Date: 1/8/2019 7:51:45 AM

Investments Outstanding As Of Date: 12/31/2018

MATURITY ANALYSIS

Assets (000's)	Current Par	Duration (Yr)	Effective Duration (Yr)	WAL (Yr)	Mat (Yr)
COMMERCIAL PAPERS	1,661,957.00	.105	.105	.105	.105
DDA/PASSBKS	174,634.72	.003	.003	.003	.003
ISRAEL BDS	20,000.00	1.313	1.313	1.167	1.167
MONEY MARKETS	556,129.86	.003	.003	.003	.003
MUNIS	695.00	16.161	16.161	22.019	22.019
REMIC-FHLM	1,085,774.45	4.034	4.034	4.634	14.342
REMIC-FNMA	518,013.51	6.179	6.179	7.488	16.949
REMIC-GNMA	9,008.98	.731	.731	.711	4.087
Totals (000's):	4,026,213.52	1.938	1.938	2.268	6.111



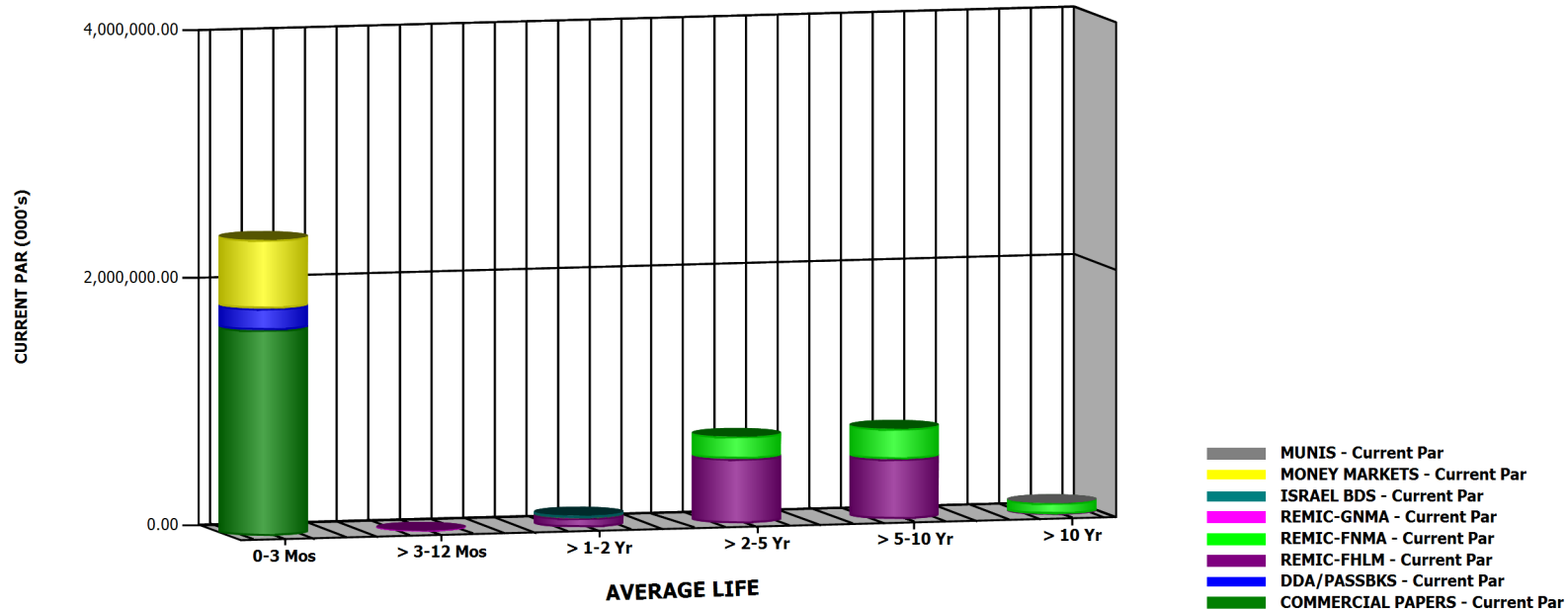


Run Date: 1/8/2019 7:51:45 AM

Investments Outstanding As Of Date: 12/31/2018

Current Par (000's)	0-3 Mos	> 3-12 Mos	> 1-2 Yr	> 2-5 Yr	> 5-10 Yr	> 10 Yr	Totals (000's)
COMMERCIAL PAPERS	1,661,957.00	0.00	0.00	0.00	0.00	0.00	1,661,957.00
DDA/PASSBKS	174,634.72	0.00	0.00	0.00	0.00	0.00	174,634.72
ISRAEL BDS	0.00	0.00	20,000.00	0.00	0.00	0.00	20,000.00
MONEY MARKETS	556,129.86	0.00	0.00	0.00	0.00	0.00	556,129.86
MUNIS	0.00	0.00	0.00	0.00	0.00	695.00	695.00
REMIC-FHLM	0.00	124.87	73,569.82	520,704.75	484,910.19	6,464.81	1,085,774.45
REMIC-FNMA	0.00	0.00	2,419.22	179,945.78	246,343.24	89,305.28	518,013.51
REMIC-GNMA	0.00	7,942.63	1,066.34	0.00	0.00	0.00	9,008.98
Totals (000's):	2,392,721.58	8,067.50	97,055.39	700,650.53	731,253.43	96,465.09	4,026,213.52

AVERAGE LIFE DISTRIBUTION

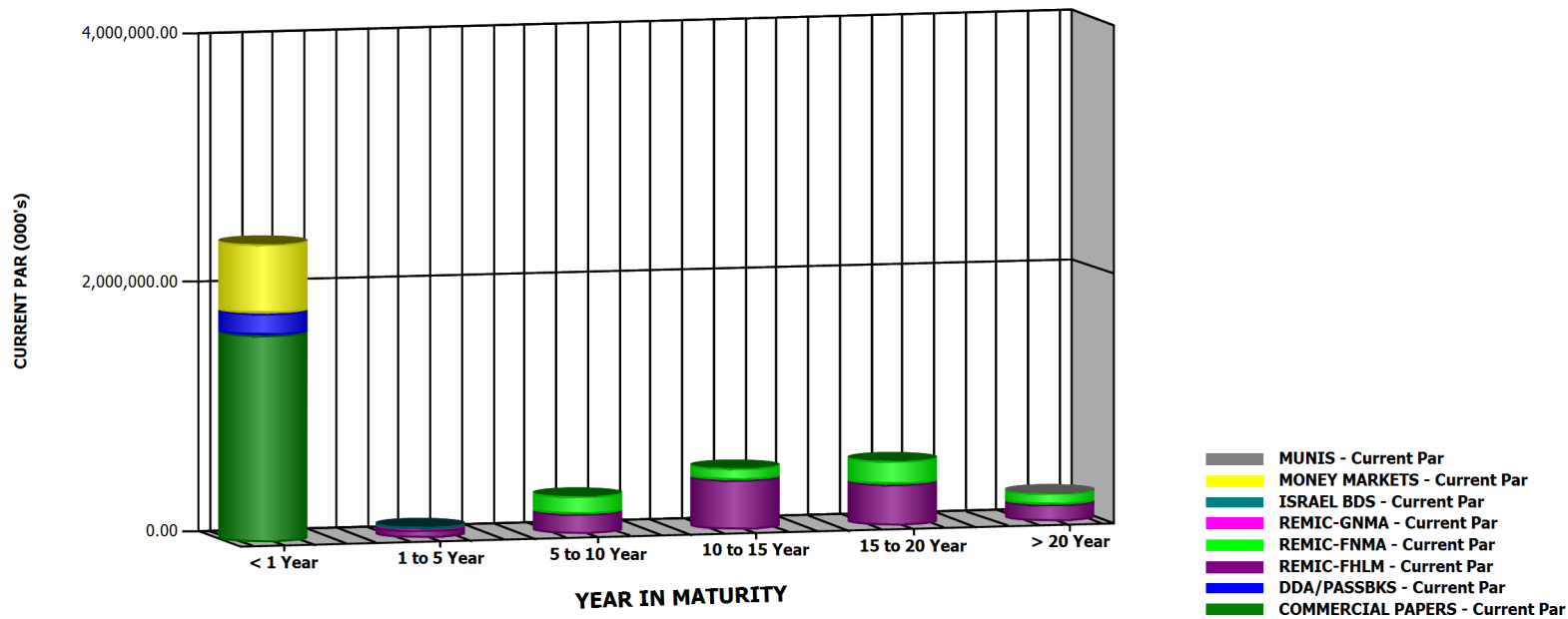




Run Date: 1/8/2019 7:51:45 AM

Investments Outstanding As Of Date: 12/31/2018

Current Par (000's)	< 1 Year	1 to 5 Year	5 to 10 Year	10 to 15 Year	15 to 20 Year	> 20 Year	Totals (000's)
COMMERCIAL PAPERS	1,661,957.00	0.00	0.00	0.00	0.00	0.00	1,661,957.00
DDA/PASSBKS	174,634.72	0.00	0.00	0.00	0.00	0.00	174,634.72
ISRAEL BDS	0.00	20,000.00	0.00	0.00	0.00	0.00	20,000.00
MONEY MARKETS	556,129.86	0.00	0.00	0.00	0.00	0.00	556,129.86
MUNIS	0.00	0.00	0.00	0.00	0.00	695.00	695.00
REMIC-FHLM	0.00	62,966.93	158,631.09	399,189.55	330,619.52	134,367.36	1,085,774.45
REMIC-FNMA	0.00	0.00	143,758.20	93,735.60	188,834.18	91,685.53	518,013.51
REMIC-GNMA	0.00	7,942.63	0.00	0.00	0.00	1,066.34	9,008.98
Totals (000's):	2,392,721.58	90,909.56	302,389.29	492,925.15	519,453.70	227,814.24	4,026,213.52

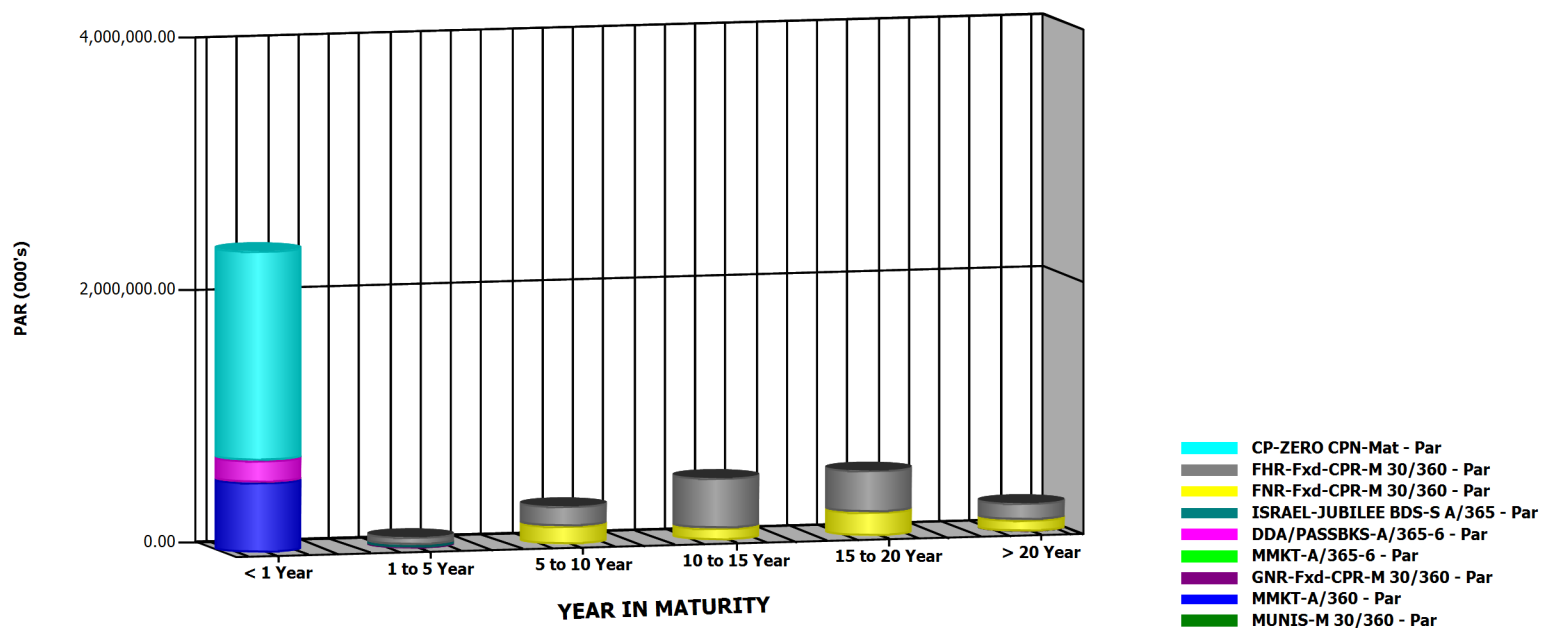




Run Date: 1/8/2019 7:51:45 AM

Investments Outstanding As Of Date: 12/31/2018

Par (000's)	< 1 Year	1 to 5 Year	5 to 10 Year	10 to 15 Year	15 to 20 Year	> 20 Year	Totals (000's)
COMMERCIAL PAPERS	1,661,957.00	0.00	0.00	0.00	0.00	0.00	1,661,957.00
DDA/PASSBKS	174,634.72	0.00	0.00	0.00	0.00	0.00	174,634.72
ISRAEL BDS	0.00	20,000.00	0.00	0.00	0.00	0.00	20,000.00
MONEY MARKETS	556,129.86	0.00	0.00	0.00	0.00	0.00	556,129.86
MUNIS	0.00	0.00	0.00	0.00	0.00	695.00	695.00
REMIC-FHLM	0.00	62,966.93	158,631.09	399,189.55	330,619.52	134,367.36	1,085,774.45
REMIC-FNMA	0.00	0.00	143,758.20	93,735.60	188,834.18	91,685.53	518,013.51
REMIC-GNMA	0.00	7,942.63	0.00	0.00	0.00	1,066.34	9,008.98
Totals (000's):	2,392,721.58	90,909.56	302,389.29	492,925.15	519,453.70	227,814.24	4,026,213.52





Run Date: 1/8/2019 7:51:45 AM

Investments Outstanding As Of Date: 12/31/2018

INVESTMENT PORTFOLIO - POSITION DETAIL

COMMERCIAL PAPERS	Moody's	S&P	CUSIP	Coupon Rate	YIELD	WAL	Durtn	Effect Durtn	Purchase Date	Maturity Date	Call Date	Current Par Value	Current Book Value	Market Price	Unrealized Gain/(Loss)
BCIMIA 0 01-03-19	P-1	A-1	05990DN32	2.923	2.923	.008	.008	.008	09/28/2018	01/03/2019		3,000,000.00	2,999,516.67	99.985833	58.32
BCIMIA 0 01-03-19	P-2	A-2	05990DN32	2.923	2.923	.008	.008	.008	09/27/2018	01/03/2019		47,000,000.00	46,992,427.78	99.985833	913.73
BCIMIA 0 01-03-19	P-1	A-1	05990DN32	2.923	2.923	.008	.008	.008	09/27/2018	01/03/2019		50,000,000.00	49,991,944.44	99.985833	972.06
BCIMIA 0 01-03-19	P-1	A-1	05990DN32	2.923	2.923	.008	.008	.008	09/27/2018	01/03/2019		50,000,000.00	49,991,944.44	99.985833	972.06
ARAFIN 0 01-04-19	P-2	A-2	03846WN49	2.766	2.766	.011	.011	.011	10/18/2018	01/04/2019		40,000,000.00	39,990,833.33	99.978750	666.67
SINOPC CP 02-04-19	P-1	A-1	82937RP42	3.475	3.475	.096	.096	.096	11/20/2018	02/04/2019		9,705,000.00	9,673,377.88	99.759167	8,249.28
SINOPC CP 02-04-19	P-1	A-1	82937RP42	3.476	3.476	.096	.096	.096	11/19/2018	02/04/2019		25,515,000.00	25,431,863.62	99.759167	21,687.84
SOCAPP 2-22-19	P-2	A-2	8424C1PN2	3.425	3.425	.145	.145	.145	12/07/2018	02/22/2019		75,000,000.00	74,631,666.66	99.631667	92,083.59
SOCAPP CP 02-27-19	P-2	A-2	8424C1PT9	3.526	3.526	.159	.159	.159	12/13/2018	02/27/2019		3,935,000.00	3,913,193.54	99.596250	5,918.90
SOCAPP CP 03-08-19	P-2	A-2	8424C1Q84	3.580	3.580	.184	.183	.183	12/14/2018	03/08/2019		7,500,000.00	7,451,187.50	99.514167	12,375.03
ARAFIN CP 01-07-19	P-1	A-2	03846WN72	3.255	3.255	.019	.019	.019	12/21/2018	01/07/2019		25,000,000.00	24,986,458.33	99.957500	2,916.67
ARAFIN CP 01-08-19	P-1	A-2	03846WN80	3.255	3.255	.022	.022	.022	12/21/2018	01/08/2019		32,000,000.00	31,979,777.78	99.950417	4,355.66
GE CP 03-08-19	P-2	A-2	36960MQ89	3.273	3.273	.184	.183	.183	12/21/2018	03/08/2019		50,000,000.00	49,702,083.34	99.514167	55,000.16
GE CP 03-08-19	P-2	A-2	36960MQ89	3.275	3.273	.184	.183	.183	12/21/2018	03/08/2019		50,000,000.00	49,702,083.34	99.514167	55,000.16
INTFND 0 03-01-19	P-2	A-2	4611K1Q16	3.220	3.220	.164	.164	.164	12/21/2018	03/01/2019		50,000,000.00	49,737,777.78	99.582083	53,263.72
INTFND 0 03-01-19	P-2	A-2	4611K1Q16	3.220	3.220	.164	.164	.164	12/21/2018	03/01/2019		3,000,000.00	2,984,266.66	99.582083	3,195.83
ROMUPP 0 03-01-19	P-2	A-2	77619FQ18	3.220	3.220	.164	.164	.164	12/21/2018	03/01/2019		50,000,000.00	49,737,777.78	99.582083	53,263.72
ROMUPP 0 03-01-19	P-2	A-2	77619FQ18	3.220	3.220	.164	.164	.164	12/21/2018	03/01/2019		15,000,000.00	14,921,333.34	99.582083	15,979.11
GE CP 03-15-19	P-2	A-2	36960MQF3	3.275	3.275	.203	.203	.203	12/21/2018	03/15/2019		50,000,000.00	49,670,486.11	99.462639	60,833.39
GE CP 03-15-19	P-2	A-2	36960MQF3	3.275	3.275	.203	.203	.203	12/21/2018	03/15/2019		50,000,000.00	49,670,486.11	99.462639	60,833.39
GE CP 03-15-19	P-2	A-2	36960MQF3	3.275	3.275	.203	.203	.203	12/21/2018	03/15/2019		15,000,000.00	14,901,145.83	99.462639	18,250.02
ARAFIN CP 01-07-19	P-1	A-2	03846WN72	3.255	3.255	.019	.019	.019	12/21/2018	01/07/2019		25,000,000.00	24,986,458.33	99.957500	2,916.67
NICP CP 01-09-19	P-2	A-2	65478KN98	3.114	3.114	.025	.025	.025	12/26/2018	01/09/2019		2,000,000.00	1,998,617.78	99.943333	248.88
NICP CP 01-30-19	P-2	A-2	65478KNW7	3.114	3.119	.082	.082	.082	12/26/2018	01/30/2019		8,000,000.00	7,979,957.78	99.794583	3,608.86
CSLBHO CP 01-11-19	P-2	A-2	12655NNB4	3.004	3.004	.030	.030	.030	12/26/2018	01/11/2019		5,000,000.00	4,995,833.33	99.929167	625.02
NICP CP 01-15-19	P-2	A-2	65478KNF4	3.115	3.115	.041	.041	.041	12/26/2018	01/15/2019		33,000,000.00	32,960,088.33	99.900833	7,186.56
MCKPP CP 01-25-19	P-2	A-2	58155LNR1	3.158	3.158	.068	.068	.068	12/26/2018	01/25/2019		50,000,000.00	49,895,000.00	99.830000	20,000.00
NICP CP 01-25-19	P-2	A-2	65478KNR8	3.118	3.118	.068	.068	.068	12/26/2018	01/25/2019		2,000,000.00	1,995,853.34	99.830000	746.66
NICP CP 01-25-19	P-2	A-2	65478KNR8	3.118	3.118	.068	.068	.068	12/26/2018	01/25/2019		50,000,000.00	49,896,333.34	99.830000	18,666.66
REEDIN CP 01-11-19	P-2	A-2	74949UNB4	3.104	3.104	.030	.030	.030	12/26/2018	01/11/2019		10,000,000.00	9,991,388.89	99.929167	1,527.81
REEDIN CP 01-11-19	P-2	A-2	74949UNB4	3.104	3.104	.030	.030	.030	12/26/2018	01/11/2019		50,000,000.00	49,956,944.44	99.929167	7,639.06
CNPCHK 0 01-04-19	P-2	A-2	12623LN43	3.102	3.102	.011	.011	.011	12/26/2018	01/04/2019		216,300,000.00	216,244,122.50	99.978750	9,913.75



Run Date: 1/8/2019 7:51:45 AM

Investments Outstanding As Of Date: 12/31/2018

INVESTMENT PORTFOLIO - POSITION DETAIL

COMMERCIAL PAPERS	Moody's	S&P	CUSIP	Coupon Rate	YIELD	WAL	Durtn	Effect Durtn	Purchase Date	Maturity Date	Call Date	Current Par Value	Current Book Value	Market Price	Unrealized Gain/(Loss)
BCIMIA 0 03-22-19	P-2	A-2	05990DQ5	3.275	3.275	.222	.222	.222	12/27/2018	03/22/2019		50,000,000.00	49,638,888.88	99.411111	66,666.62
CNPCHK 0 03-01-19	P-2	A-2	12623LQ16	3.239	3.239	.164	.164	.164	12/27/2018	03/01/2019		50,000,000.00	49,736,138.89	99.582083	54,902.61
CNPCHK 0 03-01-19	P-2	A-2	12623LQ16	3.239	3.239	.164	.164	.164	12/27/2018	03/01/2019		50,000,000.00	49,736,138.89	99.582083	54,902.61
CNPCHK 0 03-01-19	P-2	A-2	12623LQ16	3.239	3.239	.164	.164	.164	12/27/2018	03/01/2019		50,000,000.00	49,736,138.89	99.582083	54,902.61
CNPCHK 0 03-01-19	B2	A-2	12623LQ16	3.239	3.239	.164	.164	.164	12/27/2018	03/01/2019		50,000,000.00	49,736,138.89	99.582083	54,902.61
CNPCHK 0 03-01-19	P-2	A-2	12623LQ16	3.239	3.239	.164	.164	.164	12/27/2018	03/01/2019		12,000,000.00	11,936,673.34	99.582083	13,176.62
CNPCHK 0 03-15-19	P-2	A-2	12623LQF5	3.242	3.242	.203	.203	.203	12/28/2018	03/15/2019		5,425,000.00	5,389,577.76	99.462639	6,270.41
MCKPP CP 02-08-19	P-2	A-2	58155LP81	3.162	3.162	.107	.107	.107	12/28/2018	02/08/2019		7,259,000.00	7,234,863.83	99.730833	4,597.34
BCIMIA 0 03-22-19	P-1	A-1	05990DQ5	3.173	3.173	.222	.222	.222	12/28/2018	03/22/2019		74,318,000.00	73,797,774.00	99.411111	82,575.47
MCKPP CP 02-04-19	P-2	A-2	58155LP40	3.181	3.181	.096	.096	.096	12/28/2018	02/04/2019		50,000,000.00	49,850,305.55	99.759167	29,277.95
MCKPP CP 02-04-19	P-2	A-2	58155LP40	3.181	3.181	.096	.096	.096	12/28/2018	02/04/2019		50,000,000.00	49,850,305.55	99.759167	29,277.95
MCKPP CP 02-04-19	P-2	A-2	58155LP40	3.181	3.181	.096	.096	.096	12/28/2018	02/04/2019		50,000,000.00	49,850,305.55	99.759167	29,277.95
CNPCHK CP 02-27-19	P-1	A-1	12623LPT6	3.166	3.166	.159	.159	.159	12/31/2018	02/27/2019		10,000,000.00	9,950,125.00	99.596250	9,500.00
Total	Count 45			3.178	3.178	.105	.105	.105				1,661,957,000.00	1,656,405,605.34	99.731564	1,090,099.99
DDA/PASSBKS	Moody's	S&P	CUSIP	Coupon Rate	YIELD	WAL	Durtn	Effect Durtn	Purchase Date	Maturity Date	Call Date	Current Par Value	Current Book Value	Market Price	Unrealized Gain/(Loss)
DDA BofA 8756				1.692	1.692	.003	.003	.003	01/01/2018	01/01/2019		8,432,117.72	8,432,117.72	100.000000	0.00
DDA Centennial 9655				2.759	2.759	.003	.003	.003	01/01/2018	01/01/2019		101,069,729.92	101,069,729.92	100.000000	0.00
DDA Regions 6470				.341	.341	.003	.003	.003	01/01/2018	01/01/2019		581,056.39	581,056.39	100.000000	0.00
DDA 1st Security 0280				1.100	1.100	.003	.003	.003	01/01/2018	01/01/2019		7,610.59	7,610.59	100.000000	0.00
DDA US Bank				.035	.035	.003	.003	.003	01/01/2018	01/01/2019		103,441.95	103,441.95	100.000000	0.00
DDA Bk of the Ozarks 2322				2.001	2.001	.003	.003	.003	01/01/2018	01/01/2019		320,265.51	320,265.51	100.000000	0.00
DDA Simmons 4368				2.439	2.439	.003	.003	.003	01/01/2018	01/01/2019		64,120,499.42	64,120,499.42	100.000000	0.00
Total	Count 7			2.579	2.579	.003	.003	.003				174,634,721.50	174,634,721.50	100.000000	0.00
ISRAEL BDS	Moody's	S&P	CUSIP	Coupon Rate	YIELD	WAL	Durtn	Effect Durtn	Purchase Date	Maturity Date	Call Date	Current Par Value	Current Book Value	Market Price	Unrealized Gain/(Loss)
10th Series Jubilee 2YR Fixe			46513XL40	2.730	2.730	1.167	1.313	1.313	03/01/2018	03/01/2020		20,000,000.00	20,000,000.00	100.000000	0.00
Total	Count 1			2.730	2.730	1.167	1.313	1.313				20,000,000.00	20,000,000.00	100.000000	0.00
MONEY MARKETS	Moody's	S&P	CUSIP	Coupon Rate	YIELD	WAL	Durtn	Effect Durtn	Purchase Date	Maturity Date	Call Date	Current Par Value	Current Book Value	Market Price	Unrealized Gain/(Loss)
MMKT-Treasury Money Mgm				2.610	2.610	.003	.003	.003	06/30/2017	01/01/2019		556,023,220.53	556,023,220.53	100.000000	0.00
MMKT RayJames Fed 1673				1.210	1.210	.003	.000	.000	01/01/2018	01/01/2019		0.00	0.00	.000000	0.00
MMKT BAML Fed 8405				2.056	2.056	.003	.003	.003	01/01/2018	01/01/2019		51,290.73	51,290.73	100.000000	0.00



Run Date: 1/8/2019 7:51:45 AM

Investments Outstanding As Of Date: 12/31/2018

INVESTMENT PORTFOLIO - POSITION DETAIL

MONEY MARKETS	Moody's	S&P	CUSIP	Coupon Rate	YIELD	WAL	Durtn	Effect Durtn	Purchase Date	Maturity Date	Call Date	Current Par Value	Current Book Value	Market Price	Unrealized Gain/(Loss)
MMKT Invesco Simmons 436				2.103	2.103	.003	.003	.003	01/01/2018	01/01/2019		55,348.77	55,348.77	100.000000	0.00
Total Count 4				2.610	2.610	.003	.003	.003				556,129,860.03	556,129,860.03	100.000000	0.00
MUNIS	Moody's	S&P	CUSIP	Coupon Rate	YIELD	WAL	Durtn	Effect Durtn	Purchase Date	Maturity Date	Call Date	Current Par Value	Current Book Value	Market Price	Unrealized Gain/(Loss)
MUNI-S.Carolina			83712TDA6	2.950	2.971	22.019	16.161	16.161	06/01/2016	01/01/2041		695,000.00	692,707.84	97.001000	-18,550.89
Total Count 1				2.950	2.971	22.019	16.161	16.161				695,000.00	692,707.84	97.001000	-18,550.89
REMIC-FHLM	Moody's	S&P	CUSIP	Coupon Rate	YIELD	WAL	Durtn	Effect Durtn	Purchase Date	Maturity Date	Call Date	Current Par Value	Current Book Value	Market Price	Unrealized Gain/(Loss)
FHR 4470 MC			3137BJDB6	2.000	1.997	7.102	6.380	6.380	04/30/2018	10/15/2039		10,050,458.67	10,052,077.48	97.232060	-279,809.48
FHR 4077 BA			3137ASAG9	2.000	2.395	4.170	3.865	3.865	04/30/2018	09/15/2032		670,255.26	660,044.37	96.080540	-16,059.50
FHR 4478 PC			3137BJ6P3	2.000	1.898	3.639	3.421	3.421	04/30/2018	11/15/2036		3,749,843.30	3,762,988.86	98.470620	-70,494.91
FHR 4403 CA			3137BEK45	3.000	2.112	2.225	2.131	2.131	04/30/2018	01/15/2031		20,442,084.92	20,829,217.73	98.931390	-605,578.97
FHR 4476 B			3137BJ3Q4	2.500	2.493	1.974	1.879	1.879	04/30/2018	04/15/2044		3,011,836.61	3,012,243.01	93.627210	-192,344.42
FHR 4413 HP			3137BFB67	3.500	2.639	3.410	3.198	3.198	04/30/2018	03/15/2027		14,725,765.07	15,133,760.50	101.647170	-165,437.05
FHR 4298 PG			3137B7QN2	3.000	2.445	2.809	2.669	2.669	04/30/2018	04/15/2027		4,628,300.55	4,697,052.06	99.610550	-86,776.43
FHR 4389 AB			3137BDMU7	3.000	2.631	3.767	3.489	3.489	04/30/2018	06/15/2030		6,928,641.80	7,017,945.06	98.915680	-164,431.91
FHR 2836 L			31395FAX2	4.500	3.819	2.942	2.752	2.752	04/30/2018	11/15/2024		301,471.50	307,150.66	99.775590	-6,355.69
FHR 4550 TA			3137BN3B8	2.000	1.976	5.150	4.703	4.703	04/30/2018	11/15/2044		75,397,640.34	75,481,305.31	97.067120	-2,294,987.28
FHR 4387 KG			3137BDZX7	4.000	3.132	.576	.607	.607	04/30/2018	04/15/2020		124,868.82	125,527.50	99.812810	-892.42
FHR 4596 HA			3137BQNY9	3.000	1.921	2.002	1.939	1.939	04/30/2018	03/15/2027		67,256,346.48	68,665,750.31	97.081270	-3,372,434.99
FHR 4463 MG			3137BHGR2	3.000	2.636	5.777	5.167	5.167	04/30/2018	10/15/2033		249,622.80	254,342.84	98.616940	-8,172.47
FHR 4632 MA			3137BSS87	4.000	2.039	3.732	3.489	3.489	04/30/2018	02/15/2030		163,395,626.48	174,707,059.62	104.243150	-4,378,311.62
FHR 4634 MA			3137BSSL8	4.500	1.284	2.430	2.356	2.356	04/30/2018	05/15/2026		71,719,201.59	77,222,223.11	105.529930	-1,536,999.88
FHR 4634 MD			3137BSSN4	5.000	-1.654	1.232	1.257	1.257	04/30/2018	10/15/2022		62,842,061.26	68,164,813.39	106.724060	-1,097,214.23
FHR 4630 MA			3137BSY98	4.000	2.559	3.977	3.663	3.663	04/30/2018	08/15/2029		83,654,410.40	88,116,412.01	104.700520	-529,809.32
FHR 4632 MH			3137BSSB0	4.000	2.569	4.471	4.012	4.012	04/30/2018	08/15/2053		32,534,439.01	34,403,446.86	105.028740	-232,935.50
FHR 3966 VZ			3137AJXR0	4.000	.976	1.194	1.182	1.182	04/30/2018	04/15/2040		6,908,173.85	7,154,677.74	105.271790	117,680.53
FHR 4657 JA			3137BVMP8	4.500	3.422	7.585	6.240	6.240	04/30/2018	06/15/2038		14,816,754.80	15,825,901.43	106.865880	8,153.97
FHR 4045 HD			3137APUG3	4.500	3.759	10.306	8.004	8.004	04/30/2018	01/15/2039		6,464,812.51	6,854,462.80	106.291840	17,105.37
FHR 4764 BT			3137F3PY4	4.500	3.565	6.427	5.417	5.417	04/30/2018	05/15/2035		49,622,641.31	52,161,914.25	104.963950	-76,029.84
FHR 4764 TJ			3137F3V43	4.500	3.480	5.020	4.384	4.384	04/30/2018	11/15/2032		19,732,064.71	20,621,544.95	105.290200	154,385.45
FHR 4769 AH			3137F3XL3	4.500	3.530	5.941	5.060	5.060	04/30/2018	02/15/2035		56,725,950.81	59,536,620.71	105.297050	194,132.08
FHR 4769 HG			3137FEDL1	4.500	3.277	4.277	3.824	3.824	04/30/2018	06/15/2031		50,698,368.15	53,087,422.78	105.066040	179,344.98



Run Date: 1/8/2019 7:51:45 AM

Investments Outstanding As Of Date: 12/31/2018

INVESTMENT PORTFOLIO - POSITION DETAIL

REMIC-FHLM	Moody's	S&P	CUSIP	Coupon Rate	YIELD	WAL	Durtn	Effect Durtn	Purchase Date	Maturity Date	Call Date	Current Par Value	Current Book Value	Market Price	Unrealized Gain/(Loss)
FHR 3500 AB			31397YSV4	4.500	1.107	1.599	1.574	1.574	04/30/2018	05/15/2038		807,752.07	850,791.68	105.244270	-678.91
FHR 4784 EK			3137F5ED7	5.000	3.824	5.360	4.600	4.600	05/01/2018	03/15/2032		53,418,474.60	56,341,269.11	105.793010	171,743.07
FHR 4800 EF			3137F5V48	5.500	4.024	5.898	4.919	4.919	06/01/2018	05/15/2034		58,761,569.39	63,085,256.82	106.894720	-272,241.75
FHR 4800 KA			3137F5XH7	5.500	4.266	7.195	5.750	5.750	08/01/2018	09/15/2036		46,939,739.00	50,314,697.32	107.571020	178,858.71
FHR 4846 KA			3137FKHF6	5.000	4.324	8.140	6.359	6.359	12/03/2018	09/15/2038		99,195,271.00	103,497,533.44	105.851610	1,502,257.96
Total Count 30				4.201	2.584	4.634	4.034	4.034				1,085,774,447.06	1,141,945,453.71	103.988551	-12,864,334.45
REMIC-FNMA	Moody's	S&P	CUSIP	Coupon Rate	YIELD	WAL	Durtn	Effect Durtn	Purchase Date	Maturity Date	Call Date	Current Par Value	Current Book Value	Market Price	Unrealized Gain/(Loss)
FNR 2012-102 PA			3136A8SG6	4.500	2.214	1.856	1.792	1.792	04/30/2018	06/25/2026		2,419,217.05	2,518,648.94	101.881800	-53,907.06
FNR 2011-145 JA			3136A3AS0	4.500	3.432	4.273	3.876	3.876	04/30/2018	03/25/2027		2,268,437.88	2,363,522.94	103.381170	-18,385.32
FNR 2009-88 CB			31398F3S8	4.500	3.661	6.704	5.539	5.539	04/30/2018	04/25/2039		2,380,253.11	2,491,616.68	103.036920	-39,077.19
FNR 2013-116 YB			3136AG3J9	3.000	2.850	10.246	8.493	8.493	04/30/2018	08/25/2039		4,513,241.80	4,570,778.12	96.861300	-199,193.44
FNR 2016-2 EZ			3136ARBM9	2.500	2.630	3.965	3.640	3.640	04/30/2018	01/25/2034		16,680,586.24	16,601,711.57	88.289990	-1,874,423.65
FNR 2009-47 MT			31396QHD4	7.000	2.564	2.273	2.150	2.150	04/30/2018	06/25/2038		613,431.88	671,858.55	110.773880	7,663.74
FNR 2016-93 NA			3136AUVL2	3.000	2.701	9.146	7.756	7.756	04/30/2018	01/25/2038		171,540,162.00	175,549,505.02	99.538380	-4,801,206.72
FNR 2016-94 AE			3136AULS8	4.500	2.391	3.743	3.470	3.470	04/30/2018	08/25/2028		72,422,641.28	77,805,129.64	103.645830	-2,742,081.98
FNR 2016-98 A			3136AUP96	4.000	2.954	5.167	4.588	4.588	04/30/2018	10/25/2032		33,567,539.80	35,193,771.28	103.880920	-323,502.11
FNR 2016-98 DA			3136AUQ38	4.000	2.443	2.999	2.821	2.821	04/30/2018	06/25/2028		66,647,906.96	69,595,303.99	103.371180	-700,576.12
FNR 2017-5 PK			3136AVCP2	4.500	3.150	5.405	4.733	4.733	04/30/2018	10/25/2032		38,855,284.79	41,370,572.32	106.124270	-135,684.98
FNR 2017-5 EY			3136AVCJ6	4.500	2.978	4.672	4.167	4.167	04/30/2018	09/25/2032		21,312,776.13	22,678,920.17	105.950100	-98,012.55
FNR 2017-102 PH			3136BOFF8	4.000	3.557	14.292	10.351	10.351	04/30/2018	09/25/2047		84,792,034.90	88,721,664.93	103.419810	-1,029,903.54
Total Count 13				3.750	2.830	7.488	6.179	6.179				518,013,513.82	540,133,004.15	101.951918	-12,008,290.92
REMIC-GNMA	Moody's	S&P	CUSIP	Coupon Rate	YIELD	WAL	Durtn	Effect Durtn	Purchase Date	Maturity Date	Call Date	Current Par Value	Current Book Value	Market Price	Unrealized Gain/(Loss)
GNR 2012-44 A			38378BRT8	2.170	1.830	1.008	.984	.984	10/01/2017	04/16/2041		1,066,344.76	1,066,344.76	98.971460	-10,967.78
GNR 2012-70 A			38378BUJ6	1.732	1.569	.425	.458	.458	10/01/2017	01/16/2020		846,072.32	846,703.91	97.624170	-20,732.83
GNR 2013 57 A			38378KGV5	1.350	1.835	.700	.726	.726	10/01/2017	09/16/2020		7,096,561.61	7,071,588.99	95.942470	-262,972.50
Total Count 3				1.483	1.810	.711	.731	.731				9,008,978.69	8,984,637.66	96.458931	-294,673.11



Run Date: 1/8/2019 7:51:45 AM

Investments Outstanding As Of Date: 12/31/2018

INVENTORY BY MATURITY REPORT

CUSIP	Investment #	Fund	Issuer	Purchase Date	Current Book	Current Rate	Maturity Date	Maturity Amount	Total Days From Purc	Current Par	YTM	Days to Maturity
	3139	134050	MMKT-Treasury Money Mgmt	06/30/2017	556,023,220.53	2.610	01/01/2019	556,023,220.53	550	556,023,220.53	2.610	1
	4488	134050	MMKT RayJames Fed 1673	01/01/2018	0.00	1.210	01/01/2019	0.00	365	0.00	1.210	1
	4490	134050	MMKT BAML Fed 8405	01/01/2018	51,290.73	2.056	01/01/2019	51,290.73	365	51,290.73	2.056	1
	4491	134050	MMKT Invesco Simmons 4368	01/01/2018	55,348.77	2.103	01/01/2019	55,348.77	365	55,348.77	2.103	1
	4492	134050	DDA BofA 8756	01/01/2018	8,432,117.72	1.692	01/01/2019	8,432,117.72	365	8,432,117.72	1.692	1
	4493	134050	DDA Centennial 9655	01/01/2018	101,069,729.92	2.759	01/01/2019	101,069,729.92	365	101,069,729.92	2.759	1
	4494	134050	DDA Regions 6470	01/01/2018	581,056.39	.341	01/01/2019	581,056.39	365	581,056.39	.341	1
	4495	134050	DDA 1st Security 0280	01/01/2018	7,610.59	1.100	01/01/2019	7,610.59	365	7,610.59	1.100	1
	4496	134050	DDA US Bank	01/01/2018	103,441.95	.035	01/01/2019	103,441.95	365	103,441.95	.035	1
	4497	134050	DDA Bk of the Ozarks 2322	01/01/2018	320,265.51	2.001	01/01/2019	320,265.51	365	320,265.51	2.001	1
	4500	134050	DDA Simmons 4368	01/01/2018	64,120,499.42	2.439	01/01/2019	64,120,499.42	365	64,120,499.42	2.439	1
05990DN32	7463	134050	BCIMIA 0 01-03-19	09/28/2018	2,999,516.67	2.923	01/03/2019	3,000,000.00	97	3,000,000.00	2.923	3
05990DN32	7468	134050	BCIMIA 0 01-03-19	09/27/2018	46,992,427.78	2.923	01/03/2019	47,000,000.00	98	47,000,000.00	2.923	3
05990DN32	7469	134050	BCIMIA 0 01-03-19	09/27/2018	49,991,944.44	2.923	01/03/2019	50,000,000.00	98	50,000,000.00	2.923	3
05990DN32	7470	134050	BCIMIA 0 01-03-19	09/27/2018	49,991,944.44	2.923	01/03/2019	50,000,000.00	98	50,000,000.00	2.923	3
03846WN49	7623	134050	ARAFIN 0 01-04-19	10/18/2018	39,990,833.33	2.766	01/04/2019	40,000,000.00	78	40,000,000.00	2.766	4
12623LN43	8188	134050	CNPCHK 0 01-04-19	12/26/2018	216,244,122.50	3.102	01/04/2019	216,300,000.00	9	216,300,000.00	3.102	4
03846WN72	8132	134050	ARAFIN CP 01-07-19	12/21/2018	24,986,458.33	3.255	01/07/2019	25,000,000.00	17	25,000,000.00	3.255	7
03846WN72	8162	134050	ARAFIN CP 01-07-19	12/21/2018	24,986,458.33	3.255	01/07/2019	25,000,000.00	17	25,000,000.00	3.255	7
03846WN80	8133	134050	ARAFIN CP 01-08-19	12/21/2018	31,979,777.78	3.255	01/08/2019	32,000,000.00	18	32,000,000.00	3.255	8
65478KN98	8171	134050	NICP CP 01-09-19	12/26/2018	1,998,617.78	3.114	01/09/2019	2,000,000.00	14	2,000,000.00	3.114	9
12655NNB4	8176	134050	CSLBHO CP 01-11-19	12/26/2018	4,995,833.33	3.004	01/11/2019	5,000,000.00	16	5,000,000.00	3.004	11
74949UNB4	8184	134050	REEDIN CP 01-11-19	12/26/2018	9,991,388.89	3.104	01/11/2019	10,000,000.00	16	10,000,000.00	3.104	11
74949UNB4	8185	134050	REEDIN CP 01-11-19	12/26/2018	49,956,944.44	3.104	01/11/2019	50,000,000.00	16	50,000,000.00	3.104	11
65478KNF4	8179	134050	NICP CP 01-15-19	12/26/2018	32,960,088.33	3.115	01/15/2019	33,000,000.00	20	33,000,000.00	3.115	15
58155LNR1	8181	134050	MCKPP CP 01-25-19	12/26/2018	49,895,000.00	3.158	01/25/2019	50,000,000.00	30	50,000,000.00	3.158	25
65478KNR8	8182	134050	NICP CP 01-25-19	12/26/2018	1,995,853.34	3.118	01/25/2019	2,000,000.00	30	2,000,000.00	3.118	25
65478KNR8	8183	134050	NICP CP 01-25-19	12/26/2018	49,896,333.34	3.118	01/25/2019	50,000,000.00	30	50,000,000.00	3.118	25
65478KNW7	8173	134050	NICP CP 01-30-19	12/26/2018	7,979,957.78	3.114	01/30/2019	8,000,000.00	35	8,000,000.00	3.119	30
82937RP42	7863	134050	SINOPC CP 02-04-19	11/20/2018	9,673,377.88	3.475	02/04/2019	9,705,000.00	76	9,705,000.00	3.475	35
82937RP42	7865	134050	SINOPC CP 02-04-19	11/19/2018	25,431,863.62	3.476	02/04/2019	25,515,000.00	77	25,515,000.00	3.476	35
58155LP40	8226	134050	MCKPP CP 02-04-19	12/28/2018	49,850,305.55	3.181	02/04/2019	50,000,000.00	38	50,000,000.00	3.181	35



Run Date: 1/8/2019 7:51:45 AM

Investments Outstanding As Of Date: 12/31/2018

INVENTORY BY MATURITY REPORT

CUSIP	Investment #	Fund	Issuer	Purchase Date	Current Book	Current Rate	Maturity Date	Maturity Amount	Total Days From Purc	Current Par	YTM	Days to Maturity
58155LP40	8227	134050	MCKPP CP 02-04-19	12/28/2018	49,850,305.55	3.181	02/04/2019	50,000,000.00	38	50,000,000.00	3.181	35
58155LP40	8228	134050	MCKPP CP 02-04-19	12/28/2018	49,850,305.55	3.181	02/04/2019	50,000,000.00	38	50,000,000.00	3.181	35
58155LP81	8221	134050	MCKPP CP 02-08-19	12/28/2018	7,234,863.83	3.162	02/08/2019	7,259,000.00	42	7,259,000.00	3.162	39
8424C1PN2	8034	134050	SOCAPP 2-22-19	12/07/2018	74,631,666.66	3.425	02/22/2019	75,000,000.00	77	75,000,000.00	3.425	53
8424C1PT9	8070	134050	SOCAPP CP 02-27-19	12/13/2018	3,913,193.54	3.526	02/27/2019	3,935,000.00	76	3,935,000.00	3.526	58
12623LPT6	8237	134050	CNPCHK CP 02-27-19	12/31/2018	9,950,125.00	3.166	02/27/2019	10,000,000.00	58	10,000,000.00	3.166	58
4611K1Q16	8155	134050	INTFND 0 03-01-19	12/21/2018	49,737,777.78	3.220	03/01/2019	50,000,000.00	70	50,000,000.00	3.220	60
4611K1Q16	8156	134050	INTFND 0 03-01-19	12/21/2018	2,984,266.66	3.220	03/01/2019	3,000,000.00	70	3,000,000.00	3.220	60
77619FQ18	8157	134050	ROMUPP 0 03-01-19	12/21/2018	49,737,777.78	3.220	03/01/2019	50,000,000.00	70	50,000,000.00	3.220	60
77619FQ18	8158	134050	ROMUPP 0 03-01-19	12/21/2018	14,921,333.34	3.220	03/01/2019	15,000,000.00	70	15,000,000.00	3.220	60
12623LQ16	8200	134050	CNPCHK 0 03-01-19	12/27/2018	49,736,138.89	3.239	03/01/2019	50,000,000.00	64	50,000,000.00	3.239	60
12623LQ16	8201	134050	CNPCHK 0 03-01-19	12/27/2018	49,736,138.89	3.239	03/01/2019	50,000,000.00	64	50,000,000.00	3.239	60
12623LQ16	8202	134050	CNPCHK 0 03-01-19	12/27/2018	49,736,138.89	3.239	03/01/2019	50,000,000.00	64	50,000,000.00	3.239	60
12623LQ16	8203	134050	CNPCHK 0 03-01-19	12/27/2018	49,736,138.89	3.239	03/01/2019	50,000,000.00	64	50,000,000.00	3.239	60
12623LQ16	8204	134050	CNPCHK 0 03-01-19	12/27/2018	11,936,673.34	3.239	03/01/2019	12,000,000.00	64	12,000,000.00	3.239	60
8424C1Q84	8087	134050	SOCAPP CP 03-08-19	12/14/2018	7,451,187.50	3.580	03/08/2019	7,500,000.00	84	7,500,000.00	3.580	67
36960MQ89	8149	134050	GE CP 03-08-19	12/21/2018	49,702,083.34	3.273	03/08/2019	50,000,000.00	77	50,000,000.00	3.273	67
36960MQ89	8150	134050	GE CP 03-08-19	12/21/2018	49,702,083.34	3.275	03/08/2019	50,000,000.00	77	50,000,000.00	3.273	67
36960MQF3	8159	134050	GE CP 03-15-19	12/21/2018	49,670,486.11	3.275	03/15/2019	50,000,000.00	84	50,000,000.00	3.275	74
36960MQF3	8160	134050	GE CP 03-15-19	12/21/2018	49,670,486.11	3.275	03/15/2019	50,000,000.00	84	50,000,000.00	3.275	74
36960MQF3	8161	134050	GE CP 03-15-19	12/21/2018	14,901,145.83	3.275	03/15/2019	15,000,000.00	84	15,000,000.00	3.275	74
12623LQF5	8213	134050	CNPCHK 0 03-15-19	12/28/2018	5,389,577.76	3.242	03/15/2019	5,425,000.00	77	5,425,000.00	3.242	74
05990DQ5	8193	134050	BCIMIA 0 03-22-19	12/27/2018	49,638,888.88	3.275	03/22/2019	50,000,000.00	85	50,000,000.00	3.275	81
05990DQ5	8225	134050	BCIMIA 0 03-22-19	12/28/2018	73,797,774.00	3.173	03/22/2019	74,318,000.00	84	74,318,000.00	3.173	81
38378BUJ6	3323	134050	GNR 2012-70 A	10/01/2017	846,703.91	1.732	01/16/2020	846,072.32	837	846,072.32	1.569	381
46513XL40	5095	134050	10th Series Jubilee 2YR Fixed	03/01/2018	20,000,000.00	2.730	03/01/2020	20,000,000.00	731	20,000,000.00	2.730	426
3137BDZX7	6078	134050	FHR 4387 KG	04/30/2018	125,527.50	4.000	04/15/2020	124,868.82	716	124,868.82	3.132	471
38378KGV5	3324	134050	GNR 2013 57 A	10/01/2017	7,071,588.99	1.350	09/16/2020	7,096,561.61	1081	7,096,561.61	1.835	625
3137BSSN4	6087	134050	FHR 4634 MD	04/30/2018	68,164,813.39	5.000	10/15/2022	62,842,061.26	1629	62,842,061.26	-1.654	1384
31395FAX2	6069	134050	FHR 2836 L	04/30/2018	307,150.66	4.500	11/15/2024	301,471.50	2391	301,471.50	3.819	2146
3137BSSL8	6086	134050	FHR 4634 MA	04/30/2018	77,222,223.11	4.500	05/15/2026	71,719,201.59	2937	71,719,201.59	1.284	2692
3136A8SG6	6048	134050	FNR 2012-102 PA	04/30/2018	2,518,648.94	4.500	06/25/2026	2,419,217.05	2978	2,419,217.05	2.214	2733
3137BFB67	6061	134050	FHR 4413 HP	04/30/2018	15,133,760.50	3.500	03/15/2027	14,725,765.07	3241	14,725,765.07	2.639	2996



Run Date: 1/8/2019 7:51:45 AM

Investments Outstanding As Of Date: 12/31/2018

INVENTORY BY MATURITY REPORT

CUSIP	Investment #	Fund	Issuer	Purchase Date	Current Book	Current Rate	Maturity Date	Maturity Amount	Total Days From Purc	Current Par	YTM	Days to Maturity
3137BQNY9	6079	134050	FHR 4596 HA	04/30/2018	68,665,750.31	3.000	03/15/2027	67,256,346.48	3241	67,256,346.48	1.921	2996
3136A3AS0	6054	134050	FNR 2011-145 JA	04/30/2018	2,363,522.94	4.500	03/25/2027	2,268,437.88	3251	2,268,437.88	3.432	3006
3137B7QN2	6063	134050	FHR 4298 PG	04/30/2018	4,697,052.06	3.000	04/15/2027	4,628,300.55	3272	4,628,300.55	2.445	3027
3136AUQ38	6074	134050	FNR 2016-98 DA	04/30/2018	69,595,303.99	4.000	06/25/2028	66,647,906.96	3709	66,647,906.96	2.443	3464
3136AULS8	6072	134050	FNR 2016-94 AE	04/30/2018	77,805,129.64	4.500	08/25/2028	72,422,641.28	3770	72,422,641.28	2.391	3525
3137BSY98	6088	134050	FHR 4630 MA	04/30/2018	88,116,412.01	4.000	08/15/2029	83,654,410.40	4125	83,654,410.40	2.559	3880
3137BSS87	6084	134050	FHR 4632 MA	04/30/2018	174,707,059.62	4.000	02/15/2030	163,395,626.48	4309	163,395,626.48	2.039	4064
3137BDMU7	6066	134050	FHR 4389 AB	04/30/2018	7,017,945.06	3.000	06/15/2030	6,928,641.80	4429	6,928,641.80	2.631	4184
3137BEK45	6059	134050	FHR 4403 CA	04/30/2018	20,829,217.73	3.000	01/15/2031	20,442,084.92	4643	20,442,084.92	2.112	4398
3137FEDL1	6097	134050	FHR 4769 HG	04/30/2018	53,087,422.78	4.500	06/15/2031	50,698,368.15	4794	50,698,368.15	3.277	4549
3137F5ED7	6099	134050	FHR 4784 EK	05/01/2018	56,341,269.11	5.000	03/15/2032	53,418,474.60	5067	53,418,474.60	3.824	4823
3137ASAG9	6057	134050	FHR 4077 BA	04/30/2018	660,044.37	2.000	09/15/2032	670,255.26	5252	670,255.26	2.395	5007
3136AVCJ6	6076	134050	FNR 2017-5 EY	04/30/2018	22,678,920.17	4.500	09/25/2032	21,312,776.13	5262	21,312,776.13	2.978	5017
3136AUP96	6073	134050	FNR 2016-98 A	04/30/2018	35,193,771.28	4.000	10/25/2032	33,567,539.80	5292	33,567,539.80	2.954	5047
3136AVCP2	6075	134050	FNR 2017-5 PK	04/30/2018	41,370,572.32	4.500	10/25/2032	38,855,284.79	5292	38,855,284.79	3.150	5047
3137F3V43	6095	134050	FHR 4764 TJ	04/30/2018	20,621,544.95	4.500	11/15/2032	19,732,064.71	5313	19,732,064.71	3.480	5068
3137BHGR2	6081	134050	FHR 4463 MG	04/30/2018	254,342.84	3.000	10/15/2033	249,622.80	5647	249,622.80	2.636	5402
3136ARBM9	6065	134050	FNR 2016-2 EZ	04/30/2018	16,601,711.57	2.500	01/25/2034	16,680,586.24	5749	16,680,586.24	2.630	5504
3137F5V48	6295	134050	FHR 4800 EF	06/01/2018	63,085,256.82	5.500	05/15/2034	58,761,569.39	5827	58,761,569.39	4.024	5614
3137F3XL3	6096	134050	FHR 4769 AH	04/30/2018	59,536,620.71	4.500	02/15/2035	56,725,950.81	6135	56,725,950.81	3.530	5890
3137F3PY4	6094	134050	FHR 4764 BT	04/30/2018	52,161,914.25	4.500	05/15/2035	49,622,641.31	6224	49,622,641.31	3.565	5979
3137F5XH7	6937	134050	FHR 4800 KA	08/01/2018	50,314,697.32	5.500	09/15/2036	46,939,739.00	6620	46,939,739.00	4.266	6468
3137BJ6P3	6058	134050	FHR 4478 PC	04/30/2018	3,762,988.86	2.000	11/15/2036	3,749,843.30	6774	3,749,843.30	1.898	6529
3136AUVL2	6070	134050	FNR 2016-93 NA	04/30/2018	175,549,505.02	3.000	01/25/2038	171,540,162.00	7210	171,540,162.00	2.701	6965
31397YSV4	6098	134050	FHR 3500 AB	04/30/2018	850,791.68	4.500	05/15/2038	807,752.07	7320	807,752.07	1.107	7075
3137BVMP8	6092	134050	FHR 4657 JA	04/30/2018	15,825,901.43	4.500	06/15/2038	14,816,754.80	7351	14,816,754.80	3.422	7106
31396QHD4	6067	134050	FNR 2009-47 MT	04/30/2018	671,858.55	7.000	06/25/2038	613,431.88	7361	613,431.88	2.564	7116
3137FKHF6	7985	134050	FHR 4846 KA	12/03/2018	103,497,533.44	5.000	09/15/2038	99,195,271.00	7226	99,195,271.00	4.324	7198
3137APUG3	6093	134050	FHR 4045 HD	04/30/2018	6,854,462.80	4.500	01/15/2039	6,464,812.51	7565	6,464,812.51	3.759	7320
31398F3S8	6055	134050	FNR 2009-88 CB	04/30/2018	2,491,616.68	4.500	04/25/2039	2,380,253.11	7665	2,380,253.11	3.661	7420
3136AG3J9	6062	134050	FNR 2013-116 YB	04/30/2018	4,570,778.12	3.000	08/25/2039	4,513,241.80	7787	4,513,241.80	2.850	7542
3137BJDB6	6056	134050	FHR 4470 MC	04/30/2018	10,052,077.48	2.000	10/15/2039	10,050,458.67	7838	10,050,458.67	1.997	7593
3137AJXRO	6091	134050	FHR 3966 VZ	04/30/2018	7,154,677.74	4.000	04/15/2040	6,908,173.85	8021	6,908,173.85	.976	7776



Run Date: 1/8/2019 7:51:45 AM

Investments Outstanding As Of Date: 12/31/2018

INVENTORY BY MATURITY REPORT

CUSIP	Investment #	Fund	Issuer	Purchase Date	Current Book	Current Rate	Maturity Date	Maturity Amount	Total Days From Purc	Current Par	YTM	Days to Maturity
83712TDA6	2412	134050	MUNI-S.Carolina	06/01/2016	692,707.84	2.950	01/01/2041	695,000.00	8980	695,000.00	2.971	8037
38378BRT8	3322	134050	GNR 2012-44 A	10/01/2017	1,066,344.76	2.170	04/16/2041	1,066,344.76	8598	1,066,344.76	1.830	8142
3137BJ3Q4	6060	134050	FHR 4476 B	04/30/2018	3,012,243.01	2.500	04/15/2044	3,011,836.61	9482	3,011,836.61	2.493	9237
3137BN3B8	6071	134050	FHR 4550 TA	04/30/2018	75,481,305.31	2.000	11/15/2044	75,397,640.34	9696	75,397,640.34	1.976	9451
3136B0FF8	6077	134050	FNR 2017-102 PH	04/30/2018	88,721,664.93	4.000	09/25/2047	84,792,034.90	10740	84,792,034.90	3.557	10495
3137BSSB0	6089	134050	FHR 4632 MH	04/30/2018	34,403,446.86	4.000	08/15/2053	32,534,439.01	12891	32,534,439.01	2.569	12646



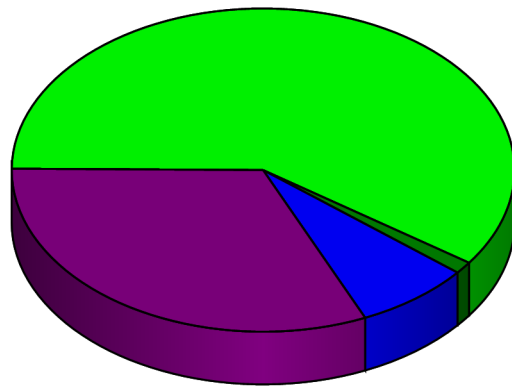
Run Date: 1/8/2019 7:51:45 AM

Investments Outstanding As Of Date: 12/31/2018

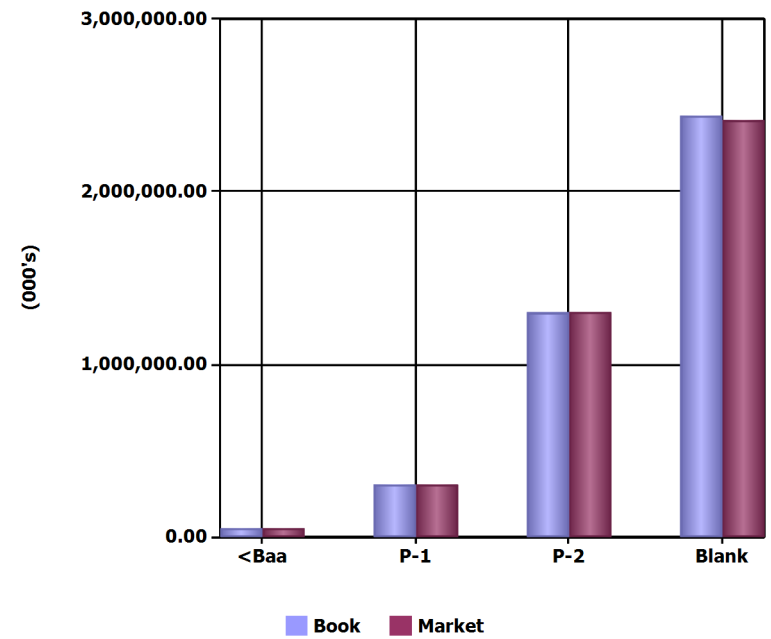
MOODY DISTRIBUTION

Moody (000's)	Par	Book	Market	MKT/Book	Yield
<Baa	50,000.00	49,736.14	49,791.04	100.11 %	3.24 %
P-1	304,538.00	303,789.24	303,923.44	100.04 %	3.15 %
P-2	1,307,419.00	1,302,880.23	1,303,781.22	100.07 %	3.18 %
Blank	2,364,256.52	2,442,520.39	2,417,334.54	98.97 %	2.64 %
Totals (000's):	4,026,213.52	4,098,925.99	4,074,830.24	99.41 %	2.86 %

BOOK %



■ <Baa - 1% ■ P-2 - 32%
■ P-1 - 7% ■ Blank - 60%





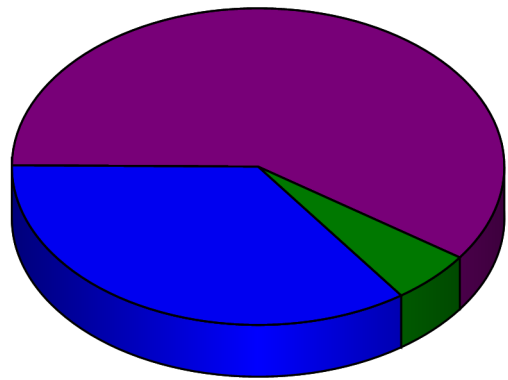
Run Date: 1/8/2019 7:51:45 AM

Investments Outstanding As Of Date: 12/31/2018

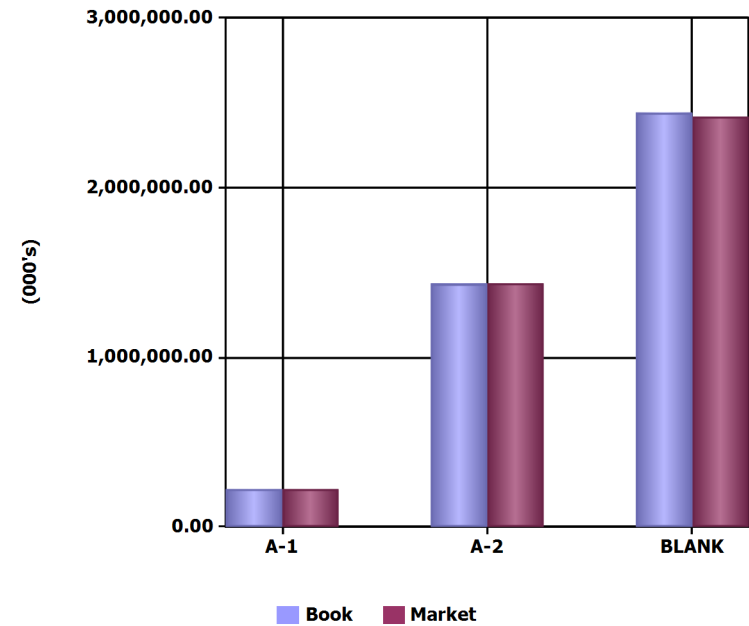
S&P DISTRIBUTION

S&P (000's)	Par	Book	Market	MKT/Book	Yield
A-1	222,538.00	221,836.55	221,960.56	100.06 %	3.10 %
A-2	1,439,419.00	1,434,569.06	1,435,535.14	100.07 %	3.19 %
BLANK	2,364,256.52	2,442,520.39	2,417,334.54	98.97 %	2.64 %
Totals (000's):	4,026,213.52	4,098,925.99	4,074,830.24	99.41 %	2.86 %

BOOK %



■ A-1 - 5% ■ BLANK - 60%
■ A-2 - 35%



Safekeeping Inventory

Item #	Item ID	Item Type*	Safekeeping Item Description (Issuer)	Rate	Maturity	Par / Shares	Last Updated
BOE - REVOLVING FUND							
275	K3787	CI	IZARD COUNTY SD	4.950	11/1/19	11,666.65	10/26/18
290	K3792	CI	HORATIO SD #55	4.950	5/1/22	50,265.60	4/18/18
292	K3794	CI	GUY-PERKINS SD #34	4.950	11/1/22	26,400.00	10/26/18
272	K3785	CI	HACKET SD #17	4.950	5/1/23	100,000.00	4/18/18
287	K3790	CI	HORATIO SD #55	4.950	5/1/21	52,776.00	4/18/18
291	K3793	CI	GUY-PERKINS SD #34	4.950	11/1/20	26,333.33	10/26/18
271	K3784	CI	IZARD COUNTY CONSOLIDATED SD #1	4.950	11/1/20	21,415.24	10/26/18
265	K3781	CI	MINERAL SPRINGS SD #3	4.950	11/1/21	18,600.00	10/26/18
289	K3791	CI	DECATUR SD #17	4.950	5/1/20	46,306.00	4/18/18
262	K3778	CI	WESTERN YELL COUNTY SD	4.950	5/1/21	29,700.00	4/18/18
261	K3777	CI	WESTERN YELL COUNTY SD	4.950	5/1/21	22,500.00	4/18/18
285	K3789	CI	HORATIO SD #55	4.950	5/1/20	72,248.00	4/18/18
296	K3795	CI	HORATIO SD #55	4.950	5/1/23	89,670.00	10/26/18

13 items for BOE - REVOLVING FUND

567,880.82

WCC - Workmans Comp Commission

194	10250312	CD	ARKANSAS RURAL ELECTRIC	3.560	5/21/10	100,000.00	7/31/09
282	101795557	CD	ARKANSAS HOSPITAL ASSOCIATION	0.300	6/19/15	30,000.00	8/6/14
297	244084	CD	ARKANSAS TRUCKING ASSOCIATION	2.450	10/2/19	200,000.00	11/8/18
237	41356	CD	LAND O'FROST	6.000	8/27/92	100,000.00	6/28/10
281	00193718	CD	ARKANSAS HOSPITAL ASSOCIATION	0.400	6/25/15	50,000.00	8/6/14
298	11864481	CD	ARKANSAS TRUCKING ASSOCIATION	1.000	4/15/20	200,000.00	11/8/18
236	20440	CD	LAND O'FROST	6.000	8/27/92	100,000.00	6/28/10
209	14544	CD	PETERSON FARMS INC.	4.850	5/5/02	50,000.00	6/28/10
245	113806	CD	ST. BERNARDS MEDICAL CENTER	7.600	7/23/91	100,000.00	6/28/10
241	54882	CD	ARKANSAS RURAL ELECTRIC	5.500	10/28/95	100,000.00	6/28/10
240	35393	CD	ARKANSAS RURAL ELECTRIC	6.600	11/7/01	100,000.00	6/28/10
278	00192056	CD	ARKANSAS HOSPITAL ASSOCIATION	0.400	2/28/15	200,000.00	4/30/14
232	47070	CD	HARDING UNIVERSITY	6.600	2/8/96	200,000.00	6/28/10
192	1000913001	CD	ARKANSAS RURAL ELECTRIC	2.240	12/31/09	150,000.00	7/9/09
222	33708	CD	ARKANSAS HOSPITALITY WORKERS	5.560	12/4/07	100,000.00	6/28/10
203	991067	CD	ST. BERNARDS MEDICAL CENTER	1.790	6/17/11	100,000.00	6/28/10
299	800030246	CD	ARKANSAS TRUCKING ASSOCIATION	2.450	10/4/20	200,000.00	11/8/18
221	6040009109	CD	ARKANSAS HOSPITALITY WORKERS	5.080	2/4/08	100,000.00	6/28/10
276	1600024111	CD	ST. BERNARDS MEDICAL CENTER	0.550	11/18/14	100,000.00	1/31/14
234	53400	CD	JEFFERSON REGIONAL MEDICAL CENTE	7.650	6/7/91	200,000.00	6/28/10
226	52173	CD	WHITE COUNTY MEDICAL CENTER	6.100	7/30/98	200,000.00	6/28/10
257	246082	CD	ARKANSAS SELF-INSURANCE TRUST	1.850	7/19/16	300,000.00	8/8/11

Item #	Item ID	Item Type*	Safekeeping Item Description (Issuer)	Rate	Maturity	Par / Shares	Last Updated
277	41315110531	CD	PAM TRANSPORT INC.	0.400	3/13/15	300,000.00	3/28/14
242	1000100001	CD	ARKANSAS RURAL ELECTRIC	4.750	3/28/07	100,000.00	6/28/10
225	873061345	CD	ARKANSAS HOSPITALITY WORKERS	5.000	1/4/08	100,000.00	6/28/10
198	111428195	CD	BAPTIST HEALTH	1.390	8/24/10	500,000.00	9/9/09
295	0103512401	CI	BROOKSHIRE GROCERY COMPANY	1.970	9/11/19	300,000.00	9/26/18
243	2129456	CD	ARKANSAS RURAL ELECTRIC	2.450	5/15/09	100,000.00	6/28/10
294	112495	CD	BAXTER CO REGIONAL HOSPITAL	1.500	10/25/19	100,000.00	8/2/18
191	70062968	CD	ARKANSAS RURAL ELECTRIC	1.700	6/18/10	100,000.00	7/9/09
286	111915	CD	BAXTER CO REGIONAL HOSPITAL	0.250	7/15/16	100,000.00	2/23/16
247	10275304	CD	ARKANSAS HOSPITAL ASSOCIATION	1.660	2/22/14	220,000.00	3/1/11
283	23065	CD	MUNI LEAGUE WORKER'S COMP TRUST	0.480	12/31/15	3,100,000.00	4/4/16
224	1000042111	CD	ARKANSAS HOSPITALITY WORKERS	5.010	12/4/07	100,000.00	6/28/10
233	679506833	CD	HYTROL CONVEYOR CO. INC.	6.250	11/13/01	200,000.00	6/28/10
300	6901533799	CD	AR HOSPITALITY WORKERS COMPENSA	0.180	8/7/19	100,000.00	11/19/18
259	6024017336	CD	ARKANSAS CHILDREN'S HOSPITAL	0.650	9/19/12	200,000.00	9/22/11
293	200336	CD	GLISTER MARY LEE CORP	1.000	10/4/18	200,000.00	7/23/18
38 items for WCC - Workmans Comp Commission						8,800,000.00	
						Total:	9,367,880.82

* Legend: CI = Certificate of Indebtedness
IB = Industrial Bond
GM = GNMA Passthrough
CM = Common Stock
OTH = Other
NA = Not Applicable