



TREASURER OF STATE

Dennis Milligan
Treasurer

500 Woodlane Street, Suite 220
Little Rock, Arkansas 72201

June 30, 2018

The Honorable Asa Hutchinson
Governor of Arkansas
State Capitol Room 250
500 Woodlane
Little Rock, AR 72201

Dear Governor Hutchinson:

In accordance with Arkansas Code Annotated §19-3-504(b)(2), we respectively submit the enclosed reports of the Treasurer of State for the period July 1, 2017, through June 30, 2018. A summary of these reports is shown in Attachment 1 to this letter.

If you should have any questions or comments regarding these reports, please feel free to contact our office.

Sincerely,

Dennis Milligan
Treasurer of State

Enclosures:
Attachment 1 – Summary
Reports



TREASURER OF STATE

Dennis Milligan
Treasurer

500 Woodlane Street, Suite 220
Little Rock, Arkansas 72201

June 30, 2018

Mr. Roger Norman, Director
Arkansas Division of Legislative Audit
172 State Capitol
Little Rock, AR 72201

Dear Mr. Norman:

In accordance with Arkansas Code Annotated §19-3-504(b)(2), we respectfully submit the enclosed reports of the Treasurer of State for the period July 1, 2017, through June 30, 2018. A summary of these reports is shown in Attachment 1 to this letter.

If you should have any questions or comments regarding these reports, please feel free to contact our office.

Sincerely,

Dennis Milligan
Treasurer of State

Enclosures:
Attachment 1 – Summary
Reports



TREASURER OF STATE

Dennis Milligan
Treasurer

500 Woodlane Street, Suite 220
Little Rock, Arkansas 72201

June 30, 2018

The Honorable Bill Sample, Co-Chair
The Honorable David Branscum, Co-Chair
Arkansas Legislative Council
State Capitol, Room 315
Little Rock, AR 72201

Dear Senator Sample and Representative Branscum:

In accordance with Arkansas Code Annotated §19-3-504(b)(2), we respectively submit the enclosed reports of the Treasurer of State for the period July 1, 2017, through June 30, 2018. A summary of these reports is shown in Attachment 1 to this letter.

If you should have any questions or comments regarding these reports, please feel free to contact our office.

Sincerely,

Dennis Milligan
Treasurer of State

Enclosures:
Attachment 1 – Summary

Attachment 1 - Summary

1. Target Rate of Investment Return and Actual Rate of Investment Return
2. Liquidity Requirements and Actual Liquidity
3. Cash Flow Analysis Reports – January 2018 through July 2018
4. Checks Charged Off 20180630 – the daily report on June 30, 2018, of the amount of uncollected checks legally charged off.
5. Checks Charged Off YTD FY2018 – the report from July 1, 2017, to June 30, 2018, of the amount of uncollected checks legally charged off.
6. Demand Account Activity 20180630 – the daily report on June 30, 2018, of the amount of liquidity in the State Treasury demand accounts.
7. Demand Account Activity YTD FY2018 – the report from July 1, 2017, to June 30, 2018, of the amount of liquidity in the State Treasury demand accounts.
8. Fund Transactions by Type 20180630 – the daily report on June 30, 2018, of the summary financial transactions for the day including direct receipts, transfer receipts, disbursements by warrant redemption and disbursements by transfer.
9. Fund Transactions by Type YTD FY2018 – the report from July 1 2017, to June 30, 2018, of the cumulative summary financial transactions for fiscal year-to-date including direct receipts, transfer receipts, disbursements by warrant redemption and disbursements by transfer.
10. Money Market Account Activity 20180630 – the daily report on June 30, 2018, of the amount of liquidity in the State Treasury money market accounts.
11. Money Market Account Activity YTD FY2018 – the report from July 1, 2017, to June 30, 2018, of the amount of liquidity in the State Treasury money market accounts.
12. Return on Investment June 2018 – the detail report from July 1, 2017, to June 30, 2018, of the State Treasury's rate of investment return.
13. Return on Investment YTD FY2018 – the detail report from July 1, 2017, to June 30, 2018, of the State Treasury's rate of investment return.
14. Safekeeping Inventory 20180630 – the report of the principal amount of securities held in trust in Safekeeping in the State Treasury.

Complying with ACT 1088, the State Board of Finance established a benchmark rate of return for the Treasury portfolio. Several factors that play a role in setting an appropriate expectation for return as investments are made within the primary mission of the Treasury in mind, to provide adequate liquidity for the State's business. Once that need is met, the available funds are invested balancing future needs with opportunities available in the marketplace.

The analysis of cash flows to more accurately assess liquidity is an ongoing process and we continue to appreciate the collective effort of all state agencies.

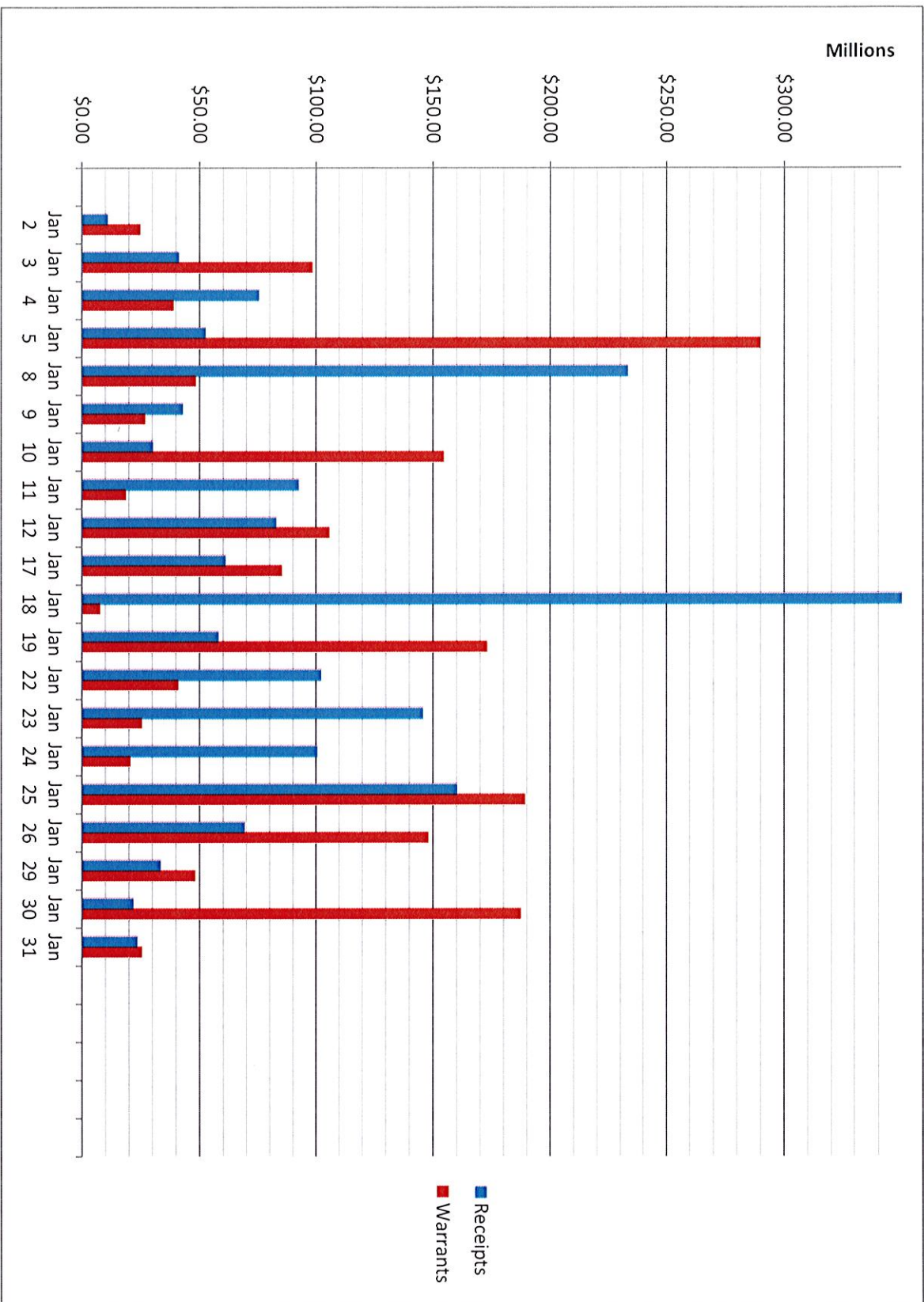
We, as the Treasury, have a fiduciary responsibility to all tax payers. Our updated investment policy remains a conservative approach to portfolio management. New management analysis software and information services have allowed the Treasury to increase overall return.

Essentially, we have achieved and expect continued improved performance in terms of dollars returned to the State. This is being accomplished by constant analysis of risk vs return and active management. Therefore the rate of return for as denoted by an interest rate will best be stated as a target of 2.50% on invested dollars.

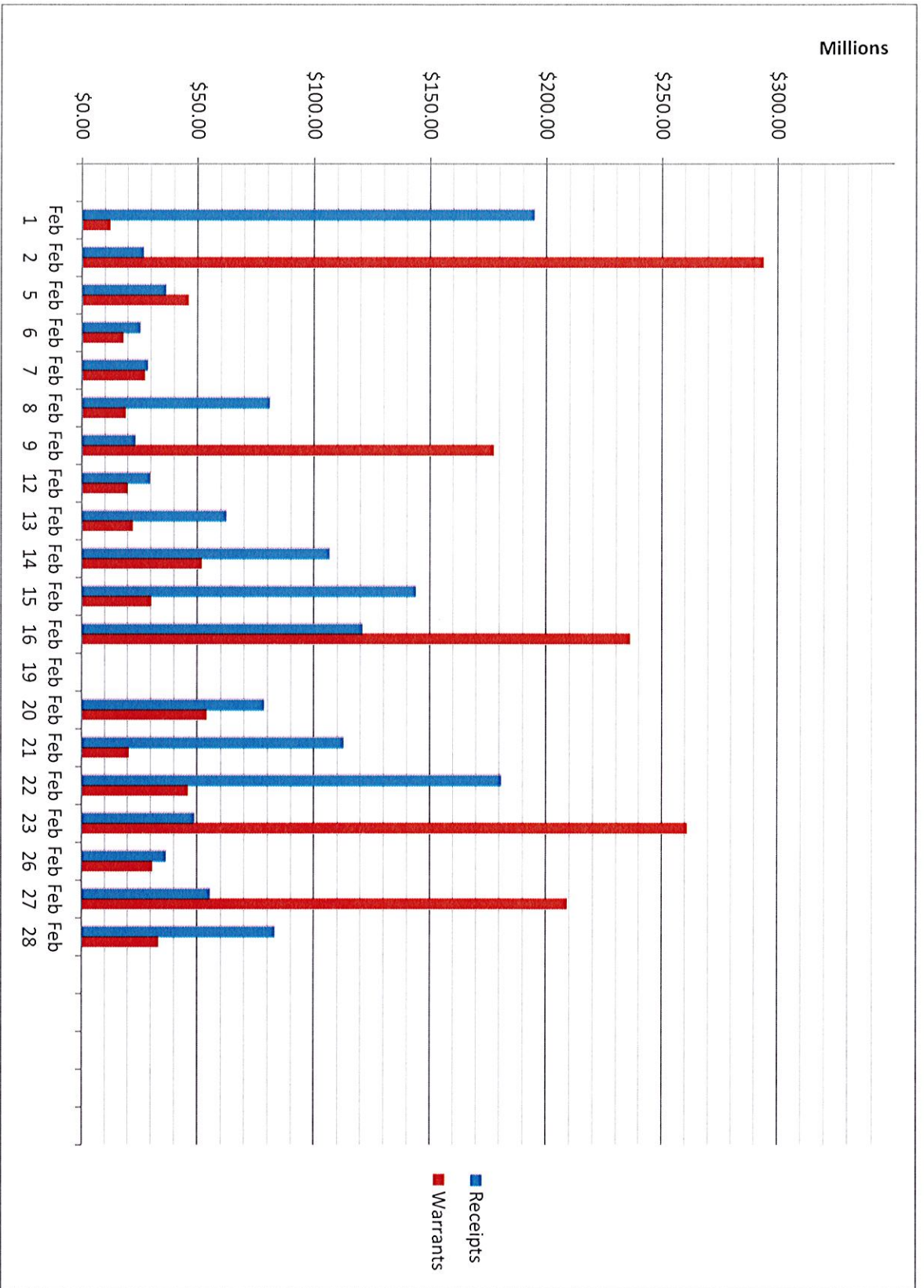
Liquidity Requirements

To appropriately address current and future liquidity requirements, we analyze daily cash flows from 2014 through 2017, make projections based on experiential data and communication with the various agencies and make short term investments so that maturities coincide with the expected warrants to be redeemed. We manage liquidity by active investment of commercial paper holdings, our bank DDA accounts and Money Management Trust. We continue to negotiate higher rates of return in our liquid, collateralized DDA accounts. Not only have we generated a much higher return on these monies, we have actually succeeded in making the Treasury more liquid at the same time. We maintain approximately \$300 to \$800 million in collateralized or insured, on demand, bank accounts, and \$750 million to \$1.8 billion in highly liquid commercial paper maturing in 90 days or less and investments in the MMT ranging from \$200 mm to 1.2B. The size and mix of the amount vary to meet seasonal Treasury liquidity needs as well as maximize the overall return to the State.

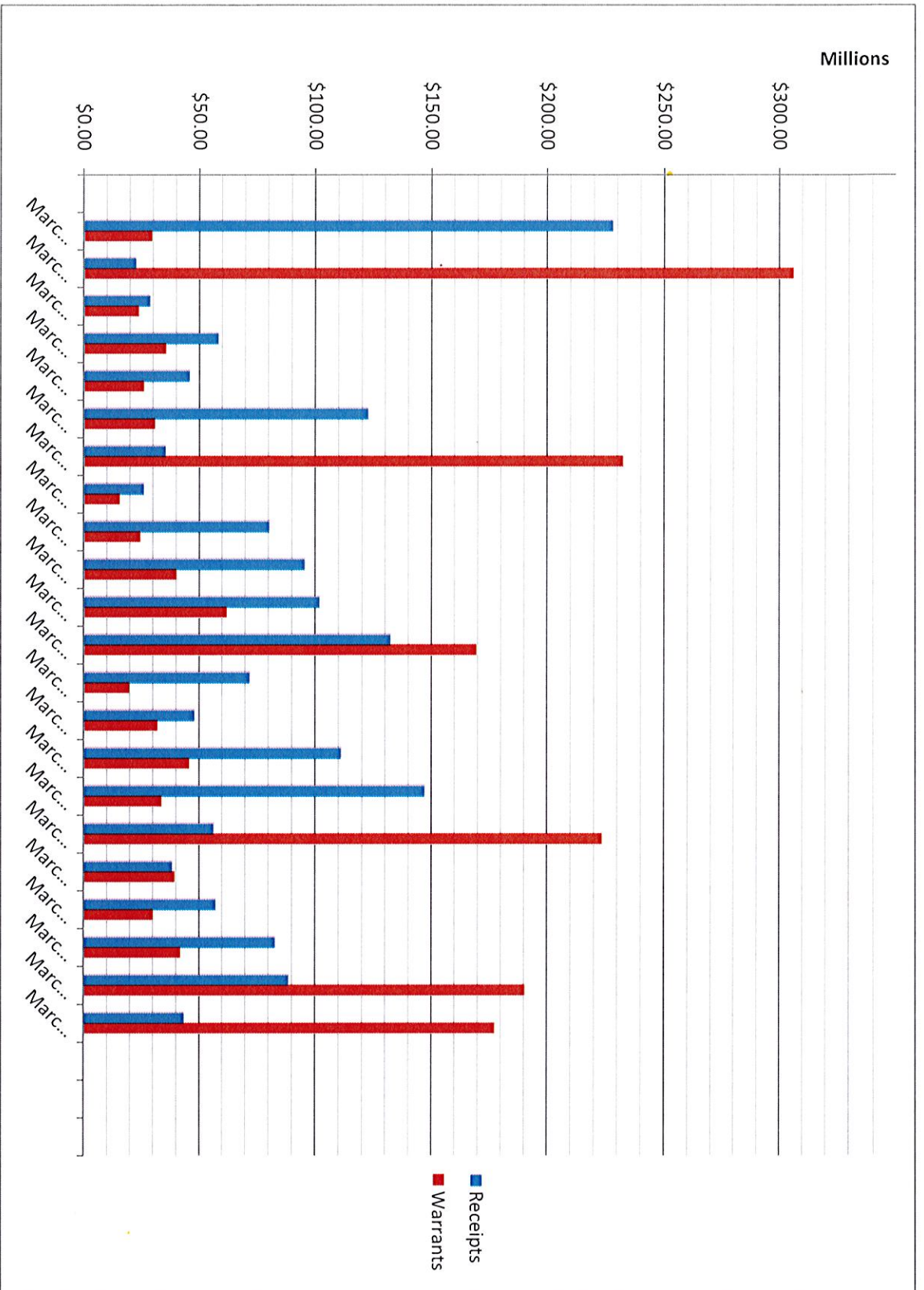
JANUARY 2018 DAILY CASH FLOWS



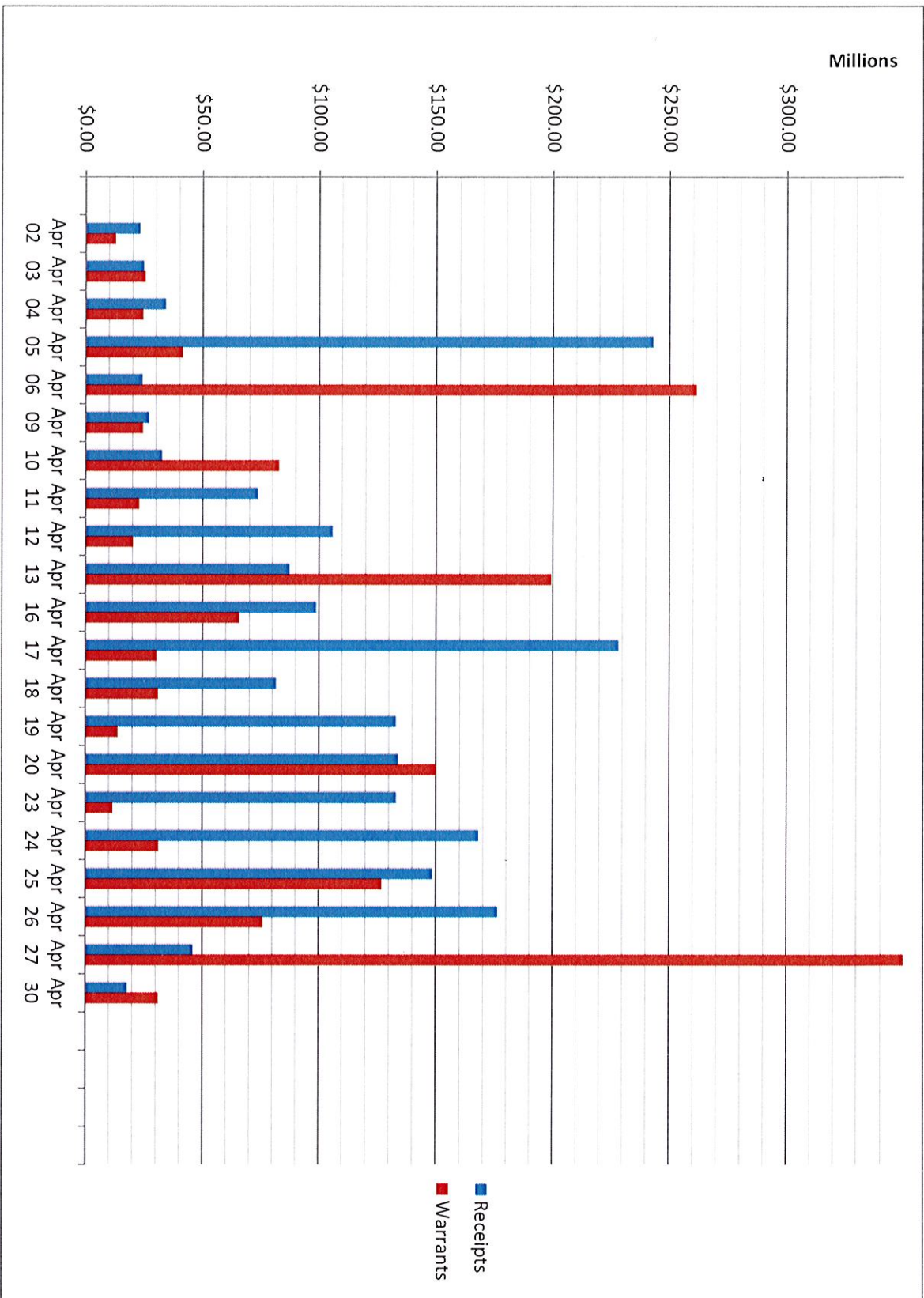
FEBRUARY 2018 DAILY CASH FLOWS



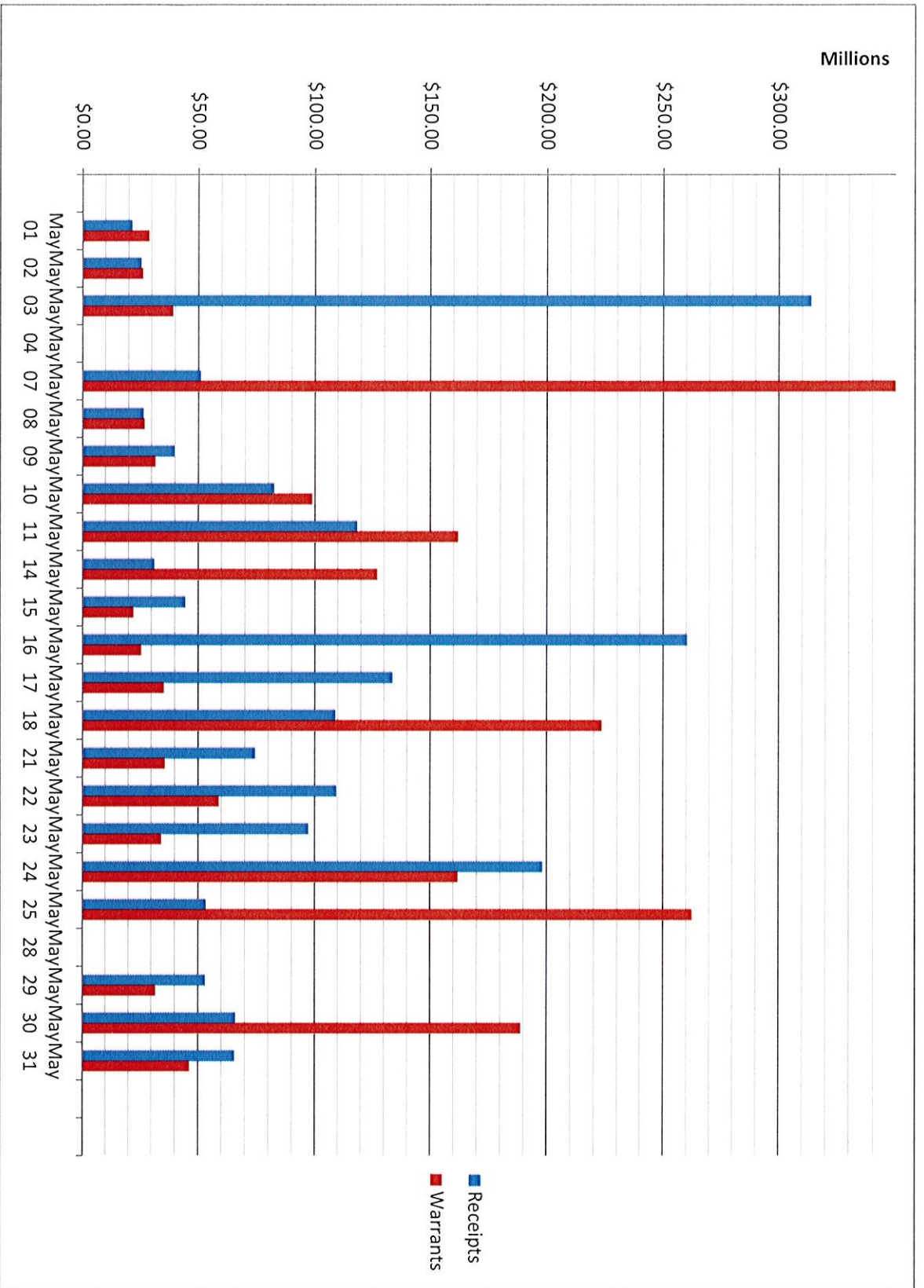
MARCH 2018 DAILY CASH FLOWS



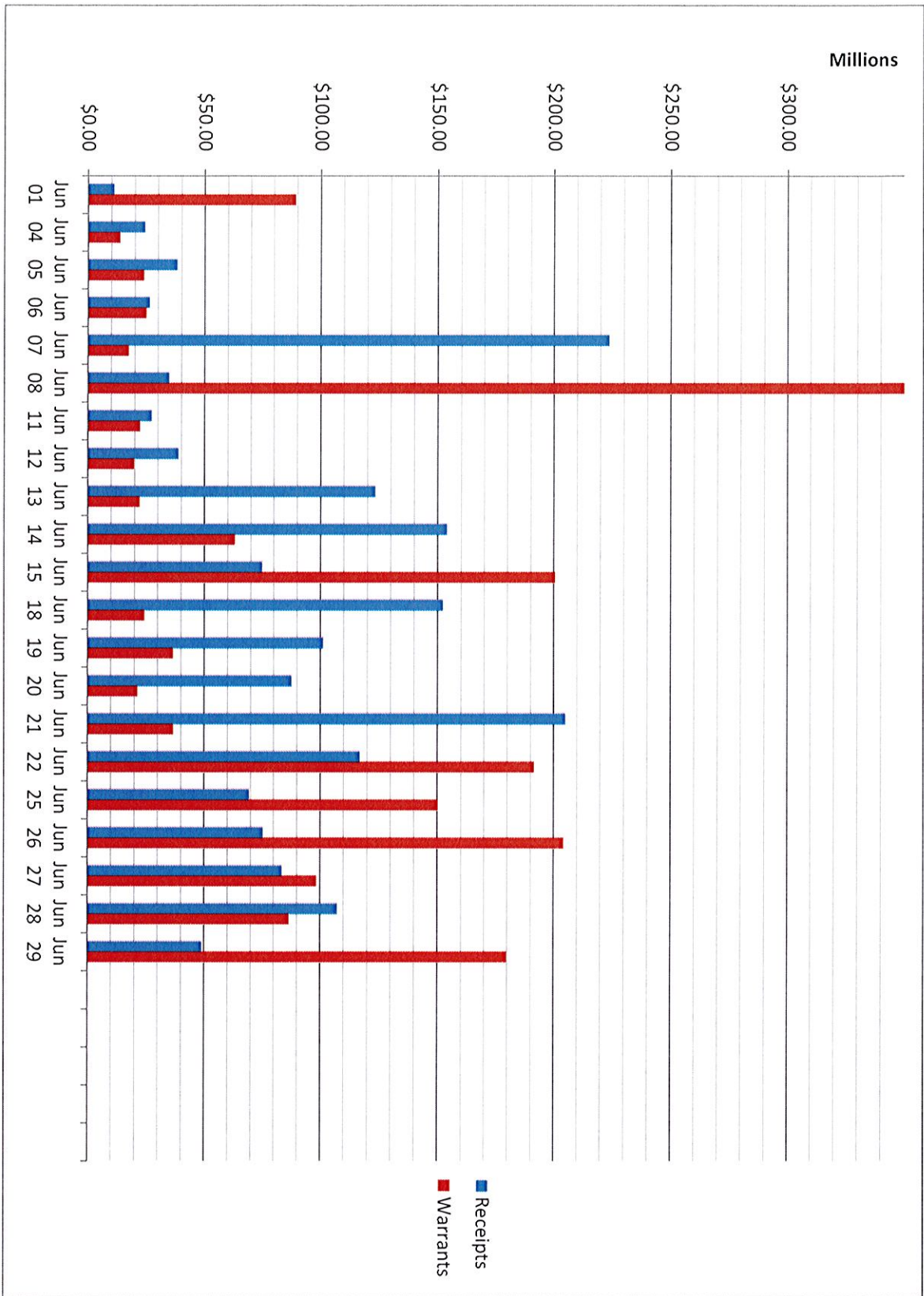
APRIL 2018 DAILY CASH FLOWS



MAY 2018 DAILY CASH FLOWS



JUNE 2018 DAILY CASH FLOWS



Run Date: 6/29/2018
Run Time: 6:19:44PM

Checks Charged Off Detail

Start Date: 6/29/2018 End Date: 6/29/2018

Page: 1
User: 0

<u>Jnl. Entry #</u>	<u>Trx. Date</u>	<u>Ref #</u>	<u>Agency</u>	<u>Fund</u>	<u>Rev Code</u>	<u>Ledger</u>	<u>Ledger Desc.</u>	<u>Description</u>	<u>Debit Amount</u>	<u>Credit Amount</u>
1462843	6/29/2018	Various Ch0069	ARK0000	4099999900	122	Other Chargebacks				516.00
1462843	6/29/2018	Various Ch0955	SCE0000	4027001000	999	Fund Cash Account			516.00	
Totals for: 6/29/2018							Count: 2		516.00	516.00
Grand Total							Count: 2		516.00	516.00

Run Date: 6/29/2018
 Run Time: 6:21:53PM

Checks Charged Off Detail

Start Date: 7/1/2017 End Date: 6/29/2018

Page: 1
 User: 0

Jnl. Entry #	Trx. Date	Ref #	Agency	Fund	Rev Code	Ledger	Ledger Desc.	Description	Debit Amount	Credit Amount
1327005	7/10/2017	Revenue C0069	ARK0000	ARK0000	4099999900	120	DF&A Chargebacks			5,500.00
1327005	7/10/2017	Revenue C0630	AGA0000	AGA0000	4013006001	999	Fund Cash Account		5,500.00	
Totals for: 7/10/2017							Count: 2		5,500.00	5,500.00
1327735	7/11/2017	NSF Check0069	ARK0000	ARK0000	4099999900	120	DF&A Chargebacks			169,338.50
1327735	7/11/2017	NSF Check0610	AGA0000	AGA0000	4010005000	999	Fund Cash Account	008007223	45,396.64	
1327735	7/11/2017	NSF Check0610	AGA0000	AGA0000	4010006000	999	Fund Cash Account	008007223	2,700.00	
1327735	7/11/2017	NSF Check0610	AGA0000	AGA0000	4010007000	999	Fund Cash Account	008007223	264.26	
1327735	7/11/2017	NSF Check0610	AGA0000	AGA0000	4013009000	999	Fund Cash Account	008007223	487.00	
1327735	7/11/2017	NSF Check0610	ARH0000	ARH0000	4040006000	999	Fund Cash Account	008007223	53,249.16	
1327735	7/11/2017	NSF Check0610	AGA0000	AGA0000	4010001001	999	Fund Cash Account	008007223	67,241.44	
Totals for: 7/11/2017							Count: 7		169,338.50	169,338.50
1329050	7/14/2017	VARIOUS 0069	ARK0000	ARK0000	4099999900	122	Other Chargebacks			835.00
1329050	7/14/2017	VARIOUS 0390	TJW0100	TJW0100	4041028000	999	Fund Cash Account		50.00	
1329050	7/14/2017	VARIOUS 0710	PWP2500	PWP2500	4047099000	999	Fund Cash Account		20.00	
1329050	7/14/2017	VARIOUS 0228	NEC0000	NEC0000	4041007000	999	Fund Cash Account		750.00	
1329050	7/14/2017	VARIOUS 0865	NNH0710	NNH0710	4047002000	999	Fund Cash Account		15.00	
Totals for: 7/14/2017							Count: 5		835.00	835.00
1329549	7/17/2017	Various Ch0069	ARK0000	ARK0000	4099999900	122	Other Chargebacks			20.00
1329549	7/17/2017	Various Ch0710	PWP2000	PWP2000	4047099000	999	Fund Cash Account		20.00	
Totals for: 7/17/2017							Count: 2		20.00	20.00
1329987	7/18/2017	Revenue C0069	ARK0000	ARK0000	4099999900	120	DF&A Chargebacks			7,302.25

Run Date: 6/29/2018
 Run Time: 6:21:53PM

Checks Charged Off Detail

Start Date: 7/1/2017 End Date: 6/29/2018

Page: 2
 User: 0

Jnl. Entry #	Trx. Date	Ref #	Agency	Fund	Rev Code	Ledger	Ledger Desc.	Description	Debit Amount	Credit Amount
1329987	7/18/2017	Revenue C0630	C0630	TAX0000	4040016000	999	Fund Cash Account		252.25	
1329987	7/18/2017	Revenue C0630	C0630	AGA0000	4013006001	999	Fund Cash Account		7,050.00	
Totals for: 7/18/2017							Count: 3		7,302.25	7,302.25
1330688	7/19/2017	NSF Check0069	0069	ARK0000	4099999900	120	DF&A Chargebacks			34,893.44
1330688	7/19/2017	NSF Check0610	0610	AGA0000	4010005000	999	Fund Cash Account	008007264	372.21	
1330688	7/19/2017	NSF Check0610	0610	AGA0000	4010007000	999	Fund Cash Account	008007264	5,767.20	
1330688	7/19/2017	NSF Check0610	0610	AGA0000	4010001001	999	Fund Cash Account	008007264	25,960.36	
1330688	7/19/2017	NSF Check0610	0610	AGA0000	4010000900	999	Fund Cash Account	008007264	2,793.67	
1330715	7/19/2017	various ch20069	0069	ARK0000	4099999900	122	Other Chargebacks			60.00
1330715	7/19/2017	various ch20279	0279	SDB0100	4033027000	999	Fund Cash Account		60.00	
Totals for: 7/19/2017							Count: 7		34,953.44	34,953.44
1330922	7/20/2017	various ch20069	0069	ARK0000	4099999900	122	Other Chargebacks			1,084.15
1330922	7/20/2017	various ch20645	0645	BAA0100	4033028000	999	Fund Cash Account		230.00	
1330922	7/20/2017	various ch20645	0645	BAA0100	4043003000	999	Fund Cash Account		45.00	
1330922	7/20/2017	various ch20800	0800	MLS0200	4033027000	999	Fund Cash Account		100.00	
1330922	7/20/2017	various ch20385	0385	NVA0000	4044003000	999	Fund Cash Account		84.15	
1330922	7/20/2017	various ch20645	0645	BAA2000	4031090000	999	Fund Cash Account		75.00	
1330922	7/20/2017	various ch20233	0233	NEF0000	4041002000	999	Fund Cash Account		50.00	
1330922	7/20/2017	various ch20233	0233	NEF0000	4041031000	999	Fund Cash Account		250.00	
1330922	7/20/2017	various ch20261	0261	STR0000	4033031000	999	Fund Cash Account		250.00	
Totals for: 7/20/2017							Count: 9		1,084.15	1,084.15
1332410	7/21/2017	Various ch0069	0069	ARK0000	4099999900	122	Other Chargebacks			935.00
1332410	7/21/2017	Various ch0960	0960	SEF0100	4031005000	999	Fund Cash Account		113.00	

Run Date: 6/29/2018
 Run Time: 6:21:53PM

Checks Charged Off Detail

Start Date: 7/1/2017 End Date: 6/29/2018

Page: 3
 User: 0

Jnl. Entry #	Trx. Date	Ref #	Agency	Fund	Rev Code	Ledger	Ledger Desc.	Description	Debit Amount	Credit Amount
1332410	7/21/2017	Various ch0960	SMP0100	SMP0100	4031062000	999	Fund Cash Account		500.00	
1332410	7/21/2017	Various ch0960	SMP0600	SMP0600	4033021000	999	Fund Cash Account		80.00	
1332410	7/21/2017	Various ch0990	MJA0100	MJA0100	4031005000	999	Fund Cash Account		70.00	
1332410	7/21/2017	Various ch0645	BAA2000	BAA2000	4031079000	999	Fund Cash Account		100.00	
1332410	7/21/2017	Various ch0960	SEF0100	SEF0100	4041061000	999	Fund Cash Account		72.00	
1332546	7/21/2017	various cha0069	ARK0000	ARK0000	4099999900	122	Other Chargebacks			50.00
1332546	7/21/2017	various cha0224	NLC0000	NLC0000	4043002000	999	Fund Cash Account		50.00	
Totals for: 7/21/2017							Count: 9		985.00	985.00
1333422	7/25/2017	Revenue C0069	ARK0000	ARK0000	4099999900	120	DF&A Chargebacks			2,665.00
1333422	7/25/2017	Revenue C0630	AGA0000	AGA0000	4013006001	999	Fund Cash Account		2,665.00	
Totals for: 7/25/2017							Count: 2		2,665.00	2,665.00
1333879	7/26/2017	NSF Check0069	ARK0000	ARK0000	4099999900	120	DF&A Chargebacks			21,934.12
1333879	7/26/2017	NSF Check0610	AGA0000	AGA0000	4010005000	999	Fund Cash Account	008007296	11,093.32	
1333879	7/26/2017	NSF Check0610	AGA0000	AGA0000	4010006000	999	Fund Cash Account	008007296	2,000.00	
1333879	7/26/2017	NSF Check0610	AGA0000	AGA0000	4010007000	999	Fund Cash Account	008007296	1,919.50	
1333879	7/26/2017	NSF Check0610	AGA0000	AGA0000	4010001001	999	Fund Cash Account	008007296	5,781.29	
1333879	7/26/2017	NSF Check0610	AGA0000	AGA0000	4010000900	999	Fund Cash Account	008007296	1,140.01	
1334004	7/26/2017	7/20 COFF0645	BAA0100	BAA0100	4033028000	999	Fund Cash Account			230.00
1334004	7/26/2017	7/20 COFF0645	SHA0000	SHA0000	4033028000	999	Fund Cash Account		230.00	
Totals for: 7/26/2017							Count: 8		22,164.12	22,164.12
1335986	8/1/2017	VARIOUS 0069	ARK0000	ARK0000	4099999900	122	Other Chargebacks			25.00
1335986	8/1/2017	VARIOUS 0800	MLS0100	MLS0100	4031012000	999	Fund Cash Account		25.00	

Run Date: 6/29/2018
 Run Time: 6:21:53PM

Checks Charged Off Detail

Start Date: 7/1/2017 End Date: 6/29/2018

Page: 4
 User: 0

Jnl. Entry #	Trx. Date	Ref #	Agency	Fund	Rev Code	Ledger	Ledger Desc.	Description	Debit Amount	Credit Amount
Totals for: 8/1/2017							Count: 2		25.00	25.00
1336475	8/2/2017	VARIOUS	0069	ARK0000	4099999900	122	Other Chargebacks			4,348.48
1336475	8/2/2017	VARIOUS	0710	PWD8600	4050001000	999	Fund Cash Account		4,278.48	
1336475	8/2/2017	VARIOUS	0710	PWP2500	4047099000	999	Fund Cash Account		20.00	
1336475	8/2/2017	VARIOUS	0710	SCT0100	4033019000	999	Fund Cash Account		50.00	
Totals for: 8/2/2017							Count: 4		4,348.48	4,348.48
1336508	8/3/2017	various cha	0069	ARK0000	4099999900	122	Other Chargebacks			656.00
1336508	8/3/2017	various cha	0080	SDG0000	4033009000	999	Fund Cash Account		46.00	
1336508	8/3/2017	various cha	0283	NPB0000	4043002000	999	Fund Cash Account		210.00	
1336508	8/3/2017	various cha	0229	TFH0000	4041050000	999	Fund Cash Account		400.00	
Totals for: 8/3/2017							Count: 4		656.00	656.00
1337989	8/4/2017	various cha	0069	ARK0000	4099999900	122	Other Chargebacks			137.00
1337989	8/4/2017	various cha	0960	SEF0100	4031005000	999	Fund Cash Account		17.00	
1337989	8/4/2017	various cha	0960	SMP0100	4031062000	999	Fund Cash Account		100.00	
1337989	8/4/2017	various cha	0990	MJA0100	4031005000	999	Fund Cash Account		10.00	
1337989	8/4/2017	various cha	0960	SEF0100	4041061000	999	Fund Cash Account		10.00	
Totals for: 8/4/2017							Count: 5		137.00	137.00
1338098	8/7/2017	various cha	0069	ARK0000	4099999900	122	Other Chargebacks			35.50
1338098	8/7/2017	various cha	0080	SDG0000	4033009000	999	Fund Cash Account		35.50	
Totals for: 8/7/2017							Count: 2		35.50	35.50
1338726	8/8/2017	NSF Check	0069	ARK0000	4099999900	120	DF&A Chargebacks			70,322.93

Run Date: 6/29/2018
 Run Time: 6:21:53PM

Checks Charged Off Detail

Start Date: 7/1/2017 End Date: 6/29/2018

Page: 5
 User: 0

Jnl. Entry #	Trx. Date	Ref #	Agency	Fund	Rev Code	Ledger	Ledger Desc.	Description	Debit Amount	Credit Amount
1338726	8/8/2017	NSF Check0610	0610	AGA0000	4010005000	999	Fund Cash Account	008007351	5,073.38	
1338726	8/8/2017	NSF Check0610	0610	AGA0000	4010006000	999	Fund Cash Account	008007351	610.00	
1338726	8/8/2017	NSF Check0610	0610	AGA0000	4010007000	999	Fund Cash Account	008007351	1,946.76	
1338726	8/8/2017	NSF Check0610	0610	ARH0000	4040005000	999	Fund Cash Account	008007351	100.00	
1338726	8/8/2017	NSF Check0610	0610	AGA0000	4010001001	999	Fund Cash Account	008007351	61,479.29	
1338726	8/8/2017	NSF Check0610	0610	AGA0000	4010000900	999	Fund Cash Account	008007351	1,113.50	
Totals for: 8/8/2017							Count: 7		70,322.93	70,322.93
1339224	8/9/2017	VARIOUS 0069	0069	ARK0000	4099999900	122	Other Chargebacks			500.00
1339224	8/9/2017	VARIOUS 0283	0283	NPB0000	4043002000	999	Fund Cash Account		155.00	
1339224	8/9/2017	VARIOUS 0930	0930	TPE0000	4031004000	999	Fund Cash Account		200.00	
1339224	8/9/2017	VARIOUS 0645	0645	BAA2000	4031019000	999	Fund Cash Account		50.00	
1339224	8/9/2017	VARIOUS 0645	0645	BAA2000	4031017000	999	Fund Cash Account		25.00	
1339224	8/9/2017	VARIOUS 0645	0645	BAA2000	4031016000	999	Fund Cash Account		20.00	
1339224	8/9/2017	VARIOUS 0224	0224	NLC0000	4043002000	999	Fund Cash Account		50.00	
Totals for: 8/9/2017							Count: 7		500.00	500.00
1339318	8/10/2017	various ch20069	0069	ARK0000	4099999900	122	Other Chargebacks			100.00
1339318	8/10/2017	various ch20261	0261	STR0000	4033031000	999	Fund Cash Account		100.00	
Totals for: 8/10/2017							Count: 2		100.00	100.00
1340123	8/11/2017	NSF Check0069	0069	ARK0000	4099999900	120	DF&A Chargebacks			36,237.93
1340123	8/11/2017	NSF Check0610	0610	AGA0000	4010005000	999	Fund Cash Account	008007362	6,389.69	
1340123	8/11/2017	NSF Check0610	0610	AGA0000	4010007000	999	Fund Cash Account	008007362	583.96	
1340123	8/11/2017	NSF Check0610	0610	AGA0000	4010001001	999	Fund Cash Account	008007362	28,907.28	
1340123	8/11/2017	NSF Check0610	0610	AGA0000	4010000900	999	Fund Cash Account	008007362	357.00	

Run Date: 6/29/2018
 Run Time: 6:21:53PM

Checks Charged Off Detail

Start Date: 7/1/2017 End Date: 6/29/2018

Page: 6
 User: 0

Jnl. Entry #	Trx. Date	Ref #	Agency	Fund	Rev Code	Ledger	Ledger Desc.	Description	Debit Amount	Credit Amount
1339769	8/11/2017	various ch	0069	ARK0000	4099999900	122	Other Chargebacks			10.00
1339769	8/11/2017	various ch	0248	NRE0001	4041012000	999	Fund Cash Account		10.00	
Totals for: 8/11/2017							Count: 7		36,247.93	36,247.93
1340629	8/14/2017	various ch	0069	ARK0000	4099999900	122	Other Chargebacks			40.00
1340629	8/14/2017	various ch	0710	PWP2500	4047099000	999	Fund Cash Account		40.00	
Totals for: 8/14/2017							Count: 2		40.00	40.00
1340736	8/15/2017	various ch	0069	ARK0000	4099999900	122	Other Chargebacks			45.00
1340736	8/15/2017	various ch	0645	BAA0100	4043003000	999	Fund Cash Account		45.00	
1340804	8/15/2017	various ch	0069	ARK0000	4099999900	122	Other Chargebacks			150.00
1340804	8/15/2017	various ch	0800	MLS0100	4031012000	999	Fund Cash Account		150.00	
Totals for: 8/15/2017							Count: 4		195.00	195.00
1341417	8/16/2017	NSF Check	0069	ARK0000	4099999900	120	DF&A Chargebacks			27,640.07
1341417	8/16/2017	NSF Check	0610	AGA0000	4010005000	999	Fund Cash Account	008007373	689.33	
1341417	8/16/2017	NSF Check	0610	AGA0000	4010001001	999	Fund Cash Account	008007373	26,850.74	
1341417	8/16/2017	NSF Check	0610	AGA0000	4010000900	999	Fund Cash Account	008007373	100.00	
Totals for: 8/16/2017							Count: 4		27,640.07	27,640.07
1343485	8/18/2017	VARIOUS	0069	ARK0000	4099999900	122	Other Chargebacks			227.00
1343485	8/18/2017	VARIOUS	0710	PWP2500	4047099000	999	Fund Cash Account		20.00	
1343485	8/18/2017	VARIOUS	0930	SRS0000	4031037000	999	Fund Cash Account		160.00	
1343485	8/18/2017	VARIOUS	0277	NNB0200	4049004000	999	Fund Cash Account		47.00	
1343516	8/18/2017	Various Ch	0069	ARK0000	4099999900	122	Other Chargebacks			25.00
1343516	8/18/2017	Various Ch	0960	SEF0100	4031005000	999	Fund Cash Account		15.00	

Run Date: 6/29/2018
 Run Time: 6:21:53PM

Checks Charged Off Detail

Start Date: 7/1/2017 End Date: 6/29/2018

Page: 7
 User: 0

Jnl. Entry #	Trx. Date	Ref #	Agency	Fund	Rev Code	Ledger	Ledger Desc.	Description	Debit Amount	Credit Amount
1343516	8/18/2017		Various Ch0990	MJA0100	4031005000	999	Fund Cash Account		10.00	
Totals for: 8/18/2017							Count: 7		252.00	252.00
1344378	8/22/2017		REV CHG 0069	ARK0000	4099999900	120	DF&A Chargebacks			50.00
1344378	8/22/2017		REV CHG 0630	AGA0000	4013006001	999	Fund Cash Account		50.00	
1344415	8/22/2017		various ch20069	ARK0000	4099999900	122	Other Chargebacks			1,051.00
1344415	8/22/2017		various ch20090	RRA0000	4033014000	999	Fund Cash Account		136.00	
1344415	8/22/2017		various ch20283	NPB0000	4043002000	999	Fund Cash Account		35.00	
1344415	8/22/2017		various ch20930	MWW0000	4043002000	999	Fund Cash Account		80.00	
1344415	8/22/2017		various ch20090	RRA0000	4041055000	999	Fund Cash Account		800.00	
Totals for: 8/22/2017							Count: 7		1,101.00	1,101.00
1344842	8/23/2017		NSF Check0069	ARK0000	4099999900	120	DF&A Chargebacks			35,188.76
1344842	8/23/2017		NSF Check0610	AGA0000	4010005000	999	Fund Cash Account	008007389	2,589.10	
1344842	8/23/2017		NSF Check0610	AGA0000	4010007000	999	Fund Cash Account	008007389	7,750.53	
1344842	8/23/2017		NSF Check0610	AGA0000	4011006000	999	Fund Cash Account	008007389	100.00	
1344842	8/23/2017		NSF Check0610	AGA0000	4010001001	999	Fund Cash Account	008007389	24,749.13	
1344857	8/23/2017		various ch20069	ARK0000	4099999900	122	Other Chargebacks			142,802.08
1344857	8/23/2017		various ch20710	PWP2500	4047099000	999	Fund Cash Account		10.00	
1344857	8/23/2017		various ch20710	TMP0300	4041047000	999	Fund Cash Account		142,496.08	
1344857	8/23/2017		various ch20960	SEF0100	4031005000	999	Fund Cash Account		136.00	
1344857	8/23/2017		various ch20990	MJA0100	4031005000	999	Fund Cash Account		80.00	
1344857	8/23/2017		various ch20960	SEF0100	4041061000	999	Fund Cash Account		80.00	
Totals for: 8/23/2017							Count: 11		177,990.84	177,990.84
1345495	8/25/2017		VARIOUS 0069	ARK0000	4099999900	122	Other Chargebacks			305.00

Run Date: 6/29/2018
 Run Time: 6:21:53PM

Checks Charged Off Detail

Start Date: 7/1/2017 End Date: 6/29/2018

Page: 8
 User: 0

Jnl. Entry #	Trx. Date	Ref #	Agency	Fund	Rev Code	Ledger	Ledger Desc.	Description	Debit Amount	Credit Amount
1345495	8/25/2017	VARIOUS	0425	TIE0100	4041044000	999	Fund Cash Account		45.00	
1345495	8/25/2017	VARIOUS	0425	TSI4500	4031026000	999	Fund Cash Account		210.00	
1345495	8/25/2017	VARIOUS	0645	BAA2000	4031019000	999	Fund Cash Account		50.00	
Totals for: 8/25/2017							Count: 4		305.00	305.00
1346233	8/28/2017	various ch	0069	ARK0000	4099999900	122	Other Chargebacks			30.00
1346233	8/28/2017	various ch	0248	NRE0001	4041012000	999	Fund Cash Account		30.00	
1346362	8/28/2017	various ch	0069	ARK0000	4099999900	122	Other Chargebacks			10.00
1346362	8/28/2017	various ch	0710	PWP2500	4047099000	999	Fund Cash Account		10.00	
1346389	8/28/2017	various ch	0069	ARK0000	4099999900	122	Other Chargebacks			500.00
1346389	8/28/2017	various ch	0645	BAA2000	4042002000	999	Fund Cash Account		500.00	
Totals for: 8/28/2017							Count: 6		540.00	540.00
1346748	8/29/2017	Various Ch	0069	ARK0000	4099999900	122	Other Chargebacks			10.00
1346748	8/29/2017	Various Ch	0710	PWP2500	4047099000	999	Fund Cash Account		10.00	
Totals for: 8/29/2017							Count: 2		10.00	10.00
1347151	8/30/2017	NSF Check	0069	ARK0000	4099999900	120	DF&A Chargebacks			7,095.39
1347151	8/30/2017	NSF Check	0610	AGA0000	4010005000	999	Fund Cash Account	008007400	408.77	
1347151	8/30/2017	NSF Check	0610	AGA0000	4010007000	999	Fund Cash Account	008007400	508.69	
1347151	8/30/2017	NSF Check	0610	AGA0000	4010001001	999	Fund Cash Account	008007400	5,214.00	
1347151	8/30/2017	NSF Check	0610	AGA0000	4010000900	999	Fund Cash Account	008007400	963.93	
1347235	8/30/2017	VARIOUS	0069	ARK0000	4099999900	122	Other Chargebacks			320.00
1347235	8/30/2017	VARIOUS	0645	BAA0100	4031068000	999	Fund Cash Account		35.00	
1347235	8/30/2017	VARIOUS	0292	NSA0000	4041007000	999	Fund Cash Account		80.00	
1347235	8/30/2017	VARIOUS	0292	NSA0000	4042002000	999	Fund Cash Account		100.00	

Run Date: 6/29/2018
 Run Time: 6:21:53PM

Checks Charged Off Detail

Start Date: 7/1/2017 End Date: 6/29/2018

Page: 9
 User: 0

Jnl. Entry #	Trx. Date	Ref #	Agency	Fund	Rev Code	Ledger	Ledger Desc.	Description	Debit Amount	Credit Amount
1347235	8/30/2017	VARIOUS	0645	MMT0200	4033027000	999	Fund Cash Account		105.00	
Totals for: 8/30/2017							Count: 10		7,415.39	7,415.39
1349750	9/6/2017	NSF Check	0069	ARK0000	4099999900	120	DF&A Chargebacks			42,555.96
1349750	9/6/2017	NSF Check	0610	AGA0000	4010005000	999	Fund Cash Account	008007403	1,455.98	
1349750	9/6/2017	NSF Check	0610	AGA0000	4010007000	999	Fund Cash Account	008007403	119.22	
1349750	9/6/2017	NSF Check	0610	AGA0000	4010001001	999	Fund Cash Account	008007403	39,310.76	
1349750	9/6/2017	NSF Check	0610	AGA0000	4010000900	999	Fund Cash Account	008007403	1,670.00	
Totals for: 9/6/2017							Count: 5		42,555.96	42,555.96
1350364	9/7/2017	various cha	0069	ARK0000	4099999900	122	Other Chargebacks			10.00
1350364	9/7/2017	various cha	0710	PWP2500	4047099000	999	Fund Cash Account		10.00	
Totals for: 9/7/2017							Count: 2		10.00	10.00
1351244	9/11/2017	VARIOUS	0069	ARK0000	4099999900	122	Other Chargebacks			125.00
1351244	9/11/2017	VARIOUS	0645	BAA0100	4041028000	999	Fund Cash Account		50.00	
1351244	9/11/2017	VARIOUS	0645	BAA2000	4031019000	999	Fund Cash Account		50.00	
1351244	9/11/2017	VARIOUS	0645	BAA2000	4031017000	999	Fund Cash Account		25.00	
Totals for: 9/11/2017							Count: 4		125.00	125.00
1351683	9/12/2017	various cha	0069	ARK0000	4099999900	122	Other Chargebacks			13,997.60
1351683	9/12/2017	various cha	0665	HUA6501	4041026000	999	Fund Cash Account		3,000.00	
1351683	9/12/2017	various cha	0480	NDC0200	4047045000	999	Fund Cash Account		10,997.60	
Totals for: 9/12/2017							Count: 3		13,997.60	13,997.60
1352063	9/13/2017	NSF Check	0069	ARK0000	4099999900	120	DF&A Chargebacks			12,222.92

Run Date: 6/29/2018
 Run Time: 6:21:53PM

Checks Charged Off Detail

Start Date: 7/1/2017 End Date: 6/29/2018

Page: 10
 User: 0

Jnl. Entry #	Trx. Date	Ref #	Agency	Fund	Rev Code	Ledger	Ledger Desc.	Description	Debit Amount	Credit Amount
1352063	9/13/2017	NSF Check0610	0610	AGA0000	4010007000	999	Fund Cash Account	008007415	312.51	
1352063	9/13/2017	NSF Check0610	0610	AGA0000	4010001001	999	Fund Cash Account	008007415	11,910.41	
1352124	9/13/2017	various ch20069	0069	ARK0000	4099999900	122	Other Chargebacks			35.00
1352124	9/13/2017	various ch20645	0645	BAA0100	4041028000	999	Fund Cash Account		35.00	
Totals for: 9/13/2017							Count: 5		12,257.92	12,257.92
1354298	9/18/2017	Various Ch0069	0069	ARK0000	4099999900	122	Other Chargebacks			1,450.00
1354298	9/18/2017	Various Ch0800	0800	MLS0200	4033027000	999	Fund Cash Account		150.00	
1354298	9/18/2017	Various Ch0385	0385	NVA0000	4044003000	999	Fund Cash Account		1,300.00	
Totals for: 9/18/2017							Count: 3		1,450.00	1,450.00
1355011	9/19/2017	REV CHAF0069	0069	ARK0000	4099999900	120	DF&A Chargebacks			525.00
1355011	9/19/2017	REV CHAF0630	0630	AGA0000	4013006001	999	Fund Cash Account		525.00	
Totals for: 9/19/2017							Count: 2		525.00	525.00
1355495	9/20/2017	NSF Check0069	0069	ARK0000	4099999900	120	DF&A Chargebacks			10,021.74
1355495	9/20/2017	NSF Check0610	0610	AGA0000	4010005000	999	Fund Cash Account	008007446	1,214.12	
1355495	9/20/2017	NSF Check0610	0610	AGA0000	4010006000	999	Fund Cash Account	008007446	1,157.00	
1355495	9/20/2017	NSF Check0610	0610	AGA0000	4010001001	999	Fund Cash Account	008007446	6,436.78	
1355495	9/20/2017	NSF Check0610	0610	AGA0000	4010000900	999	Fund Cash Account	008007446	1,213.84	
1355669	9/20/2017	VARIOUS 0069	0069	ARK0000	4099999900	122	Other Chargebacks			306,142.20
1355669	9/20/2017	VARIOUS 0710	0710	TMP0300	4041047000	999	Fund Cash Account		306,142.20	
Totals for: 9/20/2017							Count: 7		316,163.94	316,163.94
1355997	9/21/2017	Various Ch0069	0069	ARK0000	4099999900	122	Other Chargebacks			85.00
1355997	9/21/2017	Various Ch0645	0645	BAA0100	4031068000	999	Fund Cash Account		35.00	

Run Date: 6/29/2018
 Run Time: 6:21:53PM

Checks Charged Off Detail

Start Date: 7/1/2017 End Date: 6/29/2018

Page: 11
 User: 0

Jnl. Entry #	Trx. Date	Ref #	Agency	Fund	Rev Code	Ledger	Ledger Desc.	Description	Debit Amount	Credit Amount
1355997	9/21/2017	Various	Ch0645	BAA0100	4031072000	999	Fund Cash Account		50.00	
1356008	9/21/2017	Various	Ch0069	ARK0000	4099999900	122	Other Chargebacks			25.00
1356008	9/21/2017	Various	Ch0224	NLC0000	4043002000	999	Fund Cash Account		25.00	
Totals for: 9/21/2017							Count: 5		110.00	110.00
1357558	9/26/2017	Various	Ch0069	ARK0000	4099999900	122	Other Chargebacks			21.50
1357558	9/26/2017	Various	Ch0960	SMP0100	4031075000	999	Fund Cash Account		10.00	
1357558	9/26/2017	Various	Ch0865	NNH0710	4048001000	999	Fund Cash Account		11.50	
Totals for: 9/26/2017							Count: 3		21.50	21.50
1358026	9/27/2017	NSF Check	0069	ARK0000	4099999900	120	DF&A Chargebacks			540,748.08
1358026	9/27/2017	NSF Check	0610	AGA0000	4010005000	999	Fund Cash Account	008007462	103.00	
1358026	9/27/2017	NSF Check	0610	AGA0000	4010006000	999	Fund Cash Account	008007462	36,840.00	
1358026	9/27/2017	NSF Check	0610	AGA0000	4010007000	999	Fund Cash Account	008007462	2,921.74	
1358026	9/27/2017	NSF Check	0610	ARH0000	4040006000	999	Fund Cash Account	008007462	500,000.00	
1358026	9/27/2017	NSF Check	0610	AGA0000	4010001001	999	Fund Cash Account	008007462	648.40	
1358026	9/27/2017	NSF Check	0610	AGA0000	4010000900	999	Fund Cash Account	008007462	234.94	
Totals for: 9/27/2017							Count: 7		540,748.08	540,748.08
1359254	9/28/2017	VARIOUS	0069	ARK0000	4099999900	122	Other Chargebacks			780.00
1359254	9/28/2017	VARIOUS	0080	SDG0000	4033009000	999	Fund Cash Account		195.00	
1359254	9/28/2017	VARIOUS	0645	BAA0100	4031068000	999	Fund Cash Account		500.00	
1359254	9/28/2017	VARIOUS	0270	NDL0000	4043002000	999	Fund Cash Account		85.00	
1359426	9/28/2017	Various	ch0069	ARK0000	4099999900	122	Other Chargebacks			45.00
1359426	9/28/2017	Various	ch0710	PWP2500	4047099000	999	Fund Cash Account		20.00	
1359426	9/28/2017	Various	ch0224	NLC0000	4043002000	999	Fund Cash Account		25.00	

Run Date: 6/29/2018
 Run Time: 6:21:53PM

Checks Charged Off Detail

Start Date: 7/1/2017 End Date: 6/29/2018

Page: 12
 User: 0

Jnl. Entry #	Trx. Date	Ref #	Agency	Fund	Rev Code	Ledger	Ledger Desc.	Description	Debit Amount	Credit Amount
Totals for: 9/28/2017							Count: 7		825.00	825.00
1361329	10/5/2017	NSF Check0069	ARK0000	4099999900	120	DF&A Chargebacks				19,882.06
1361329	10/5/2017	NSF Check0610	AGA0000	4010006000	999	Fund Cash Account	008007472		428.00	
1361329	10/5/2017	NSF Check0610	AGA0000	4010007000	999	Fund Cash Account	008007472		460.98	
1361329	10/5/2017	NSF Check0610	AGA0000	4011006000	999	Fund Cash Account	008007472		120.00	
1361329	10/5/2017	NSF Check0610	AGA0000	4010001001	999	Fund Cash Account	008007472		18,748.08	
1361329	10/5/2017	NSF Check0610	AGA0000	4010000900	999	Fund Cash Account	008007472		125.00	
1361400	10/5/2017	various ch20069	ARK0000	4099999900	122	Other Chargebacks				80.00
1361400	10/5/2017	various ch20390	TJW0100	4041028000	999	Fund Cash Account			50.00	
1361400	10/5/2017	various ch20710	PWP2500	4047099000	999	Fund Cash Account			30.00	
Totals for: 10/5/2017							Count: 9		19,962.06	19,962.06
1362875	10/11/2017	NSF Check0069	ARK0000	4099999900	120	DF&A Chargebacks				12,219.62
1362875	10/11/2017	NSF Check0610	AGA0000	4010005000	999	Fund Cash Account	008007481		572.03	
1362875	10/11/2017	NSF Check0610	AGA0000	4010001001	999	Fund Cash Account	008007481		11,489.20	
1362875	10/11/2017	NSF Check0610	AGA0000	4010000900	999	Fund Cash Account	008007481		158.39	
Totals for: 10/11/2017							Count: 4		12,219.62	12,219.62
1365721	10/17/2017	Various Ch0069	ARK0000	4099999900	122	Other Chargebacks				54,732.95
1365721	10/17/2017	Various Ch0710	PWP2500	4047099000	999	Fund Cash Account			30.00	
1365721	10/17/2017	Various Ch0710	TMP0300	4041047000	999	Fund Cash Account			53,275.95	
1365721	10/17/2017	Various Ch0995	MWH0200	4048003000	999	Fund Cash Account			1,046.00	
1365721	10/17/2017	Various Ch0258	NTT0000	4042001000	999	Fund Cash Account			87.00	
1365721	10/17/2017	Various Ch0258	NTT0000	4043001000	999	Fund Cash Account			144.00	
1365721	10/17/2017	Various Ch0258	NTT0000	4043002000	999	Fund Cash Account			150.00	

Run Date: 6/29/2018
 Run Time: 6:21:53PM

Checks Charged Off Detail

Start Date: 7/1/2017 End Date: 6/29/2018

Page: 13
 User: 0

Jnl. Entry #	Trx. Date	Ref #	Agency	Fund	Rev Code	Ledger	Ledger Desc.	Description	Debit Amount	Credit Amount
Totals for: 10/17/2017							Count: 7		54,732.95	54,732.95
1366117	10/18/2017	REV CHG 0069	ARK0000	4099999900	120	DF&A Chargebacks				131.50
1366117	10/18/2017	REV CHG 0630	TAX0000	4040016000	999	Fund Cash Account			131.50	
Totals for: 10/18/2017							Count: 2		131.50	131.50
1366834	10/19/2017	NSF Check0069	ARK0000	4099999900	120	DF&A Chargebacks				12,696.72
1366834	10/19/2017	NSF Check0610	AGA0000	4010005000	999	Fund Cash Account	008007496		1,828.25	
1366834	10/19/2017	NSF Check0610	AGA0000	4010001001	999	Fund Cash Account	008007496		10,319.25	
1366834	10/19/2017	NSF Check0610	AGA0000	4010000900	999	Fund Cash Account	008007496		549.22	
1366969	10/19/2017	various ch0069	ARK0000	4099999900	122	Other Chargebacks				440.00
1366969	10/19/2017	various ch0645	SHA0000	4033028000	999	Fund Cash Account			240.00	
1366969	10/19/2017	various ch0645	BAA2000	4031019000	999	Fund Cash Account			100.00	
1366969	10/19/2017	various ch0645	BAA2000	4031017000	999	Fund Cash Account			50.00	
1366969	10/19/2017	various ch0645	SMI0000	4031102000	999	Fund Cash Account			50.00	
1366980	10/19/2017	Various Ch0069	ARK0000	4099999900	122	Other Chargebacks				10.00
1366980	10/19/2017	Various Ch0800	MLS0200	4033027000	999	Fund Cash Account			10.00	
Totals for: 10/19/2017							Count: 11		13,146.72	13,146.72
1367284	10/20/2017	Various ch0069	ARK0000	4099999900	122	Other Chargebacks				186.50
1367284	10/20/2017	Various ch0080	SDG0000	4033009000	999	Fund Cash Account			81.50	
1367284	10/20/2017	Various ch0283	NPB0000	4043002000	999	Fund Cash Account			105.00	
Totals for: 10/20/2017							Count: 3		186.50	186.50
1367779	10/23/2017	Various Ch0069	ARK0000	4099999900	122	Other Chargebacks				86.00
1367779	10/23/2017	Various Ch0960	SEF0100	4031005000	999	Fund Cash Account			6.00	

Run Date: 6/29/2018
 Run Time: 6:21:53PM

Checks Charged Off Detail

Start Date: 7/1/2017 End Date: 6/29/2018

Page: 14
 User: 0

Jnl. Entry #	Trx. Date	Ref #	Agency	Fund	Rev Code	Ledger	Ledger Desc.	Description	Debit Amount	Credit Amount
1367779	10/23/2017	Various	Ch0224	NLC0000	4043002000	999	Fund Cash Account		50.00	
1367779	10/23/2017	Various	Ch0960	SEF0100	4041061000	999	Fund Cash Account		30.00	
Totals for: 10/23/2017							Count: 4		86.00	86.00
1368610	10/25/2017	NSF Check	0069	ARK0000	4099999900	120	DF&A Chargebacks			114,991.76
1368610	10/25/2017	NSF Check	0610	AGA0000	4010005000	999	Fund Cash Account	008007508	4,662.00	
1368610	10/25/2017	NSF Check	0610	ARH0000	4040005000	999	Fund Cash Account	008007508	82,486.00	
1368610	10/25/2017	NSF Check	0610	AGA0000	4010001001	999	Fund Cash Account	008007508	25,143.76	
1368610	10/25/2017	NSF Check	0610	AGA0000	4010005001	999	Fund Cash Account	008007508	2,700.00	
Totals for: 10/25/2017							Count: 5		114,991.76	114,991.76
1370812	10/30/2017	VARIOUS	0069	ARK0000	4099999900	122	Other Chargebacks			50.00
1370812	10/30/2017	VARIOUS	0930	SHW0000	4033025000	999	Fund Cash Account		50.00	
Totals for: 10/30/2017							Count: 2		50.00	50.00
1371317	10/31/2017	NSF Check	0069	ARK0000	4099999900	120	DF&A Chargebacks			17,105.07
1371317	10/31/2017	NSF Check	0610	AGA0000	4010005000	999	Fund Cash Account	008007513	11,166.00	
1371317	10/31/2017	NSF Check	0610	AGA0000	4010007000	999	Fund Cash Account	008007513	1,002.07	
1371317	10/31/2017	NSF Check	0610	ARH0000	4040005000	999	Fund Cash Account	008007513	3,130.00	
1371317	10/31/2017	NSF Check	0610	AGA0000	4010001001	999	Fund Cash Account	008007513	1,707.00	
1371317	10/31/2017	NSF Check	0610	AGA0000	4010000900	999	Fund Cash Account	008007513	100.00	
Totals for: 10/31/2017							Count: 6		17,105.07	17,105.07
1373076	11/7/2017	VARIOUS	0069	ARK0000	4099999900	122	Other Chargebacks			268,195.20
1373076	11/7/2017	VARIOUS	0710	TMP0300	4041047000	999	Fund Cash Account		268,195.20	
1373374	11/7/2017	REVENUE	0069	ARK0000	4099999900	120	DF&A Chargebacks			750.00

Run Date: 6/29/2018
 Run Time: 6:21:53PM

Checks Charged Off Detail

Start Date: 7/1/2017 End Date: 6/29/2018

Page: 15
 User: 0

Jnl. Entry #	Trx. Date	Ref #	Agency	Fund	Rev Code	Ledger	Ledger Desc.	Description	Debit Amount	Credit Amount
1373374	11/7/2017	REVENUE0630	AGA0000	AGA0000	4013006001	999	Fund Cash Account		750.00	
1373403	11/7/2017	Various Ch0069	ARK0000	ARK0000	4099999900	122	Other Chargebacks			231.00
1373403	11/7/2017	Various Ch0080	SDG0000	SDG0000	4033009000	999	Fund Cash Account		71.00	
1373403	11/7/2017	Various Ch0645	BAA0100	BAA0100	4031068000	999	Fund Cash Account		35.00	
1373403	11/7/2017	Various Ch0208	NAT0000	NAT0000	4043002000	999	Fund Cash Account		125.00	
Totals for: 11/7/2017							Count: 8		269,176.20	269,176.20
1373803	11/8/2017	NSF Check0069	ARK0000	ARK0000	4099999900	120	DF&A Chargebacks			61,472.35
1373803	11/8/2017	NSF Check0610	AGA0000	AGA0000	4010005000	999	Fund Cash Account	008007520	9,711.72	
1373803	11/8/2017	NSF Check0610	AGA0000	AGA0000	4010007000	999	Fund Cash Account	008007520	6,077.73	
1373803	11/8/2017	NSF Check0610	AGA0000	AGA0000	4010001001	999	Fund Cash Account	008007520	45,392.00	
1373803	11/8/2017	NSF Check0610	AGA0000	AGA0000	4010000900	999	Fund Cash Account	008007520	175.00	
1373803	11/8/2017	NSF Check0930	TUT0000	TUT0000	4021009001	999	Fund Cash Account	008007520	115.90	
Totals for: 11/8/2017							Count: 6		61,472.35	61,472.35
1375780	11/13/2017	Various ch0069	ARK0000	ARK0000	4099999900	122	Other Chargebacks			40.00
1375780	11/13/2017	Various ch0710	PWP2500	PWP2500	4047099000	999	Fund Cash Account		40.00	
1375892	11/13/2017	REV CHAF0069	ARK0000	ARK0000	4099999900	120	DF&A Chargebacks			331.35
1375892	11/13/2017	REV CHAF0630	TAX0000	TAX0000	4040016000	999	Fund Cash Account		331.35	
Totals for: 11/13/2017							Count: 4		371.35	371.35
1375901	11/14/2017	Various ch0069	ARK0000	ARK0000	4099999900	122	Other Chargebacks			50.00
1375901	11/14/2017	Various ch0390	TJW0100	TJW0100	4041028000	999	Fund Cash Account		50.00	
Totals for: 11/14/2017							Count: 2		50.00	50.00
1376567	11/15/2017	NSF Check0069	ARK0000	ARK0000	4099999900	120	DF&A Chargebacks			35,243.84

Run Date: 6/29/2018
 Run Time: 6:21:53PM

Checks Charged Off Detail

Start Date: 7/1/2017 End Date: 6/29/2018

Page: 16
 User: 0

Jnl. Entry #	Trx. Date	Ref #	Agency	Fund	Rev Code	Ledger	Ledger Desc.	Description	Debit Amount	Credit Amount	
1376567	11/15/2017	NSF Check0610	0610	AGA0000	4010005000	999	Fund Cash Account	008007526	1,536.37		
1376567	11/15/2017	NSF Check0610	0610	AGA0000	4010007000	999	Fund Cash Account	008007526	2,252.27		
1376567	11/15/2017	NSF Check0610	0610	ARH0000	4040005000	999	Fund Cash Account	008007526	1,094.20		
1376567	11/15/2017	NSF Check0610	0610	AGA0000	4010001001	999	Fund Cash Account	008007526	30,136.00		
1376567	11/15/2017	NSF Check0610	0610	AGA0000	4010000900	999	Fund Cash Account	008007526	225.00		
1376655	11/15/2017	Various Ch0023	0023	MJF0100	4041028000	999	Fund Cash Account		117.50		
1376655	11/15/2017	Various Ch0069	0069	ARK0000	4099999900	122	Other Chargebacks			4,117.63	
1376655	11/15/2017	Various Ch0620	0620	TAJ0300	4041028000	999	Fund Cash Account		3,540.13		
1376655	11/15/2017	Various Ch0645	0645	BAA0100	4031068000	999	Fund Cash Account		35.00		
1376655	11/15/2017	Various Ch0645	0645	BAA0100	4041028000	999	Fund Cash Account		200.00		
1376655	11/15/2017	Various Ch0960	0960	SEF0100	4031005000	999	Fund Cash Account		15.00		
1376655	11/15/2017	Various Ch0990	0990	MJA0100	4031005000	999	Fund Cash Account		10.00		
1376655	11/15/2017	Various Ch0645	0645	SHK0000	4031066000	999	Fund Cash Account		200.00		
Totals for: 11/15/2017									Count: 14	39,361.47	39,361.47
1377053	11/16/2017	VARIOUS 0069	0069	ARK0000	4099999900	122	Other Chargebacks			1,300.00	
1377053	11/16/2017	VARIOUS 0610	0610	MPH0000	4048003000	999	Fund Cash Account		1,200.00		
1377053	11/16/2017	VARIOUS 0645	0645	BAA2000	4042002000	999	Fund Cash Account		100.00		
Totals for: 11/16/2017									Count: 3	1,300.00	1,300.00
1377486	11/17/2017	Various Ch0069	0069	ARK0000	4099999900	122	Other Chargebacks			71.00	
1377486	11/17/2017	Various Ch0080	0080	SDG0000	4033009000	999	Fund Cash Account		71.00		
Totals for: 11/17/2017									Count: 2	71.00	71.00
1377972	11/20/2017	Various Ch0069	0069	ARK0000	4099999900	122	Other Chargebacks			35.00	
1377972	11/20/2017	Various Ch0710	0710	PWP2500	4047099000	999	Fund Cash Account		20.00		

Run Date: 6/29/2018
 Run Time: 6:21:53PM

Checks Charged Off Detail

Start Date: 7/1/2017 End Date: 6/29/2018

Page: 17
 User: 0

Jnl. Entry #	Trx. Date	Ref #	Agency	Fund	Rev Code	Ledger	Ledger Desc.	Description	Debit Amount	Credit Amount
1377972	11/20/2017	Various Ch	0710	SCT0100	4033019000	999	Fund Cash Account		15.00	
Totals for: 11/20/2017							Count: 3		35.00	35.00
1378408	11/21/2017	REVENUE	0069	ARK0000	4099999900	120	DF&A Chargebacks			2,957.00
1378408	11/21/2017	REVENUE	0630	TAX0000	4040016000	999	Fund Cash Account		2,957.00	
Totals for: 11/21/2017							Count: 2		2,957.00	2,957.00
1378885	11/22/2017	NSF Check	0069	ARK0000	4099999900	120	DF&A Chargebacks			27,694.75
1378885	11/22/2017	NSF Check	0610	AGA0000	4010005000	999	Fund Cash Account	008007534	3,837.08	
1378885	11/22/2017	NSF Check	0610	AGA0000	4010006000	999	Fund Cash Account	008007534	525.00	
1378885	11/22/2017	NSF Check	0610	AGA0000	4010001001	999	Fund Cash Account	008007534	23,017.67	
1378885	11/22/2017	NSF Check	0610	AGA0000	4010000900	999	Fund Cash Account	008007534	315.00	
Totals for: 11/22/2017							Count: 5		27,694.75	27,694.75
1380118	11/27/2017	various cha	0069	ARK0000	4099999900	122	Other Chargebacks			3,220.38
1380118	11/27/2017	various cha	0960	SEF0100	4031005000	999	Fund Cash Account		32.00	
1380118	11/27/2017	various cha	0960	SMP0100	4031062000	999	Fund Cash Account		100.00	
1380118	11/27/2017	various cha	0960	SMP0100	4031075000	999	Fund Cash Account		10.00	
1380118	11/27/2017	various cha	0990	MJA0100	4031005000	999	Fund Cash Account		20.00	
1380118	11/27/2017	various cha	0224	NLC0000	4043002000	999	Fund Cash Account		50.00	
1380118	11/27/2017	various cha	0960	SEF0100	4041061000	999	Fund Cash Account		10.00	
1380118	11/27/2017	various cha	0059	MCF5900	4041030000	999	Fund Cash Account		2,998.38	
Totals for: 11/27/2017							Count: 8		3,220.38	3,220.38
1380916	11/29/2017	NSF Check	0069	ARK0000	4099999900	120	DF&A Chargebacks			19,142.11
1380916	11/29/2017	NSF Check	0610	AGA0000	4010005000	999	Fund Cash Account	008007540	136.00	

Run Date: 6/29/2018
 Run Time: 6:21:53PM

Checks Charged Off Detail

Start Date: 7/1/2017 End Date: 6/29/2018

Page: 18
 User: 0

Jnl. Entry #	Trx. Date	Ref #	Agency	Fund	Rev Code	Ledger	Ledger Desc.	Description	Debit Amount	Credit Amount
1380916	11/29/2017	NSF Check	0610	AGA0000	4010006000	999	Fund Cash Account	008007540	12,367.00	
1380916	11/29/2017	NSF Check	0610	AGA0000	4010007000	999	Fund Cash Account	008007540	702.99	
1380916	11/29/2017	NSF Check	0610	AGA0000	4010001001	999	Fund Cash Account	008007540	5,836.12	
1380916	11/29/2017	NSF Check	0610	AGA0000	4010000900	999	Fund Cash Account	008007540	100.00	
1380971	11/29/2017	Various ch	0069	ARK0000	4099999900	122	Other Chargebacks			287,922.90
1380971	11/29/2017	Various ch	0080	SDG0000	4033009000	999	Fund Cash Account		35.50	
1380971	11/29/2017	Various ch	0710	TMP0300	4041047000	999	Fund Cash Account		287,687.40	
1380971	11/29/2017	Various ch	0930	TPE0000	4031002000	999	Fund Cash Account		200.00	
Totals for: 11/29/2017							Count: 10		307,065.01	307,065.01
1382818	12/5/2017	Various Ch	0069	ARK0000	4099999900	122	Other Chargebacks			240.00
1382818	12/5/2017	Various Ch	0248	NRE0001	4041012000	999	Fund Cash Account		30.00	
1382818	12/5/2017	Various Ch	0248	NRE0001	4043002000	999	Fund Cash Account		30.00	
1382818	12/5/2017	Various Ch	0425	TSI4500	4031026000	999	Fund Cash Account		170.00	
1382818	12/5/2017	Various Ch	0710	PWP2500	4047099000	999	Fund Cash Account		10.00	
Totals for: 12/5/2017							Count: 5		240.00	240.00
1383235	12/6/2017	NSF Check	0069	ARK0000	4099999900	120	DF&A Chargebacks			55,412.15
1383235	12/6/2017	NSF Check	0610	AGA0000	4010005000	999	Fund Cash Account	008007545	1,750.00	
1383235	12/6/2017	NSF Check	0610	AGA0000	4010007000	999	Fund Cash Account	008007545	525.47	
1383235	12/6/2017	NSF Check	0610	ARH0000	4040005000	999	Fund Cash Account	008007545	816.09	
1383235	12/6/2017	NSF Check	0610	AGA0000	4010001001	999	Fund Cash Account	008007545	51,498.94	
1383235	12/6/2017	NSF Check	0610	AGA0000	4010000900	999	Fund Cash Account	008007545	261.15	
1383235	12/6/2017	NSF Check	0930	TUT0000	4021009001	999	Fund Cash Account	008007545	560.50	
Totals for: 12/6/2017							Count: 7		55,412.15	55,412.15

Run Date: 6/29/2018
 Run Time: 6:21:53PM

Checks Charged Off Detail

Start Date: 7/1/2017 End Date: 6/29/2018

Page: 19
 User: 0

Jnl. Entry #	Trx. Date	Ref #	Agency	Fund	Rev Code	Ledger	Ledger Desc.	Description	Debit Amount	Credit Amount
1384913	12/8/2017	Various ch0069	ARK0000	ARK0000	4099999900	122	Other Chargebacks			1,876.46
1384913	12/8/2017	Various ch0080	SDG0000	SDG0000	4033009000	999	Fund Cash Account		176.50	
1384913	12/8/2017	Various ch0090	RRA0000	RRA0000	4033014000	999	Fund Cash Account		829.31	
1384913	12/8/2017	Various ch0645	BAA0100	BAA0100	4033029000	999	Fund Cash Account		100.00	
1384913	12/8/2017	Various ch0645	BAA0100	BAA0100	4041028000	999	Fund Cash Account		95.00	
1384913	12/8/2017	Various ch0710	PWP2500	PWP2500	4047099000	999	Fund Cash Account		10.00	
1384913	12/8/2017	Various ch0960	SEF0100	SEF0100	4031005000	999	Fund Cash Account		32.00	
1384913	12/8/2017	Various ch0960	SMP0100	SMP0100	4031062000	999	Fund Cash Account		100.00	
1384913	12/8/2017	Various ch0990	MJA0100	MJA0100	4031005000	999	Fund Cash Account		20.00	
1384913	12/8/2017	Various ch0385	NVA0000	NVA0000	6990003000	999	Fund Cash Account		267.40	
1384913	12/8/2017	Various ch0960	SEF0100	SEF0100	4041061000	999	Fund Cash Account		10.00	
1384913	12/8/2017	Various ch0645	MMT0200	MMT0200	4033027000	999	Fund Cash Account		180.00	
1384913	12/8/2017	Various ch0205	NAR0000	NAR0000	4041028000	999	Fund Cash Account		56.25	
Totals for: 12/8/2017							Count: 13		1,876.46	1,876.46
1385746	12/12/2017	REV CHG 0069	ARK0000	ARK0000	4099999900	120	DF&A Chargebacks			50.00
1385746	12/12/2017	REV CHG 0630	AGA0000	AGA0000	4013006001	999	Fund Cash Account		50.00	
1385779	12/12/2017	Various Ch0069	ARK0000	ARK0000	4099999900	122	Other Chargebacks			490.62
1385779	12/12/2017	Various Ch0080	SDG0000	SDG0000	4033009000	999	Fund Cash Account		40.50	
1385779	12/12/2017	Various Ch0520	PER0300	PER0300	6990003000	999	Fund Cash Account		176.12	
1385779	12/12/2017	Various Ch0960	SEF0100	SEF0100	4031005000	999	Fund Cash Account		34.00	
1385779	12/12/2017	Various Ch0960	SMP0100	SMP0100	4031062000	999	Fund Cash Account		200.00	
1385779	12/12/2017	Various Ch0990	MJA0100	MJA0100	4031005000	999	Fund Cash Account		20.00	
1385779	12/12/2017	Various Ch0960	SEF0100	SEF0100	4041061000	999	Fund Cash Account		20.00	

Run Date: 6/29/2018
 Run Time: 6:21:53PM

Checks Charged Off Detail

Start Date: 7/1/2017 End Date: 6/29/2018

Page: 20
 User: 0

Jnl. Entry #	Trx. Date	Ref #	Agency	Fund	Rev Code	Ledger	Ledger Desc.	Description	Debit Amount	Credit Amount
Totals for: 12/12/2017							Count: 9		540.62	540.62
1386138	12/13/2017	NSF Check0069	ARK0000	4099999900	120	DF&A Chargebacks				15,516.59
1386138	12/13/2017	NSF Check0610	AGA0000	4010005000	999	Fund Cash Account	008007553		3,154.84	
1386138	12/13/2017	NSF Check0610	AGA0000	4010006000	999	Fund Cash Account	008007553		1,920.00	
1386138	12/13/2017	NSF Check0610	AGA0000	4010001001	999	Fund Cash Account	008007553		9,110.21	
1386138	12/13/2017	NSF Check0610	AGA0000	4010000900	999	Fund Cash Account	008007553		1,331.54	
1386179	12/13/2017	Various Ch0069	ARK0000	4099999900	122	Other Chargebacks				174.73
1386179	12/13/2017	Various Ch0248	NRE0001	4043002000	999	Fund Cash Account			50.00	
1386179	12/13/2017	Various Ch0248	NRE0002	4041028000	999	Fund Cash Account			25.00	
1386179	12/13/2017	Various Ch0710	PWP2500	4047099000	999	Fund Cash Account			10.00	
1386179	12/13/2017	Various Ch0990	MJA0100	4041028000	999	Fund Cash Account			89.73	
Totals for: 12/13/2017							Count: 10		15,691.32	15,691.32
1386670	12/14/2017	Various Ch0069	ARK0000	4099999900	122	Other Chargebacks				265.00
1386670	12/14/2017	Various Ch0645	SHA0000	4033028000	999	Fund Cash Account			265.00	
Totals for: 12/14/2017							Count: 2		265.00	265.00
1387071	12/15/2017	Various Ch0069	ARK0000	4099999900	122	Other Chargebacks				290.00
1387071	12/15/2017	Various Ch0995	MWH0200	4048003000	999	Fund Cash Account			65.00	
1387071	12/15/2017	Various Ch0645	BAA2000	4031061000	999	Fund Cash Account			150.00	
1387071	12/15/2017	Various Ch0645	BAA2000	4031017000	999	Fund Cash Account			75.00	
1387163	12/15/2017	Various Ch0069	ARK0000	4099999900	122	Other Chargebacks				822.36
1387163	12/15/2017	Various Ch0710	SCT0100	4033019000	999	Fund Cash Account			50.00	
1387163	12/15/2017	Various Ch0710	PWE9100	6080002000	999	Fund Cash Account			772.36	

Run Date: 6/29/2018
 Run Time: 6:21:53PM

Checks Charged Off Detail

Start Date: 7/1/2017 End Date: 6/29/2018

Page: 21
 User: 0

Jnl. Entry #	Trx. Date	Ref #	Agency	Fund	Rev Code	Ledger	Ledger Desc.	Description	Debit Amount	Credit Amount
Totals for: 12/15/2017							Count: 7		1,112.36	1,112.36
1387602	12/19/2017	REV CHAF0069	ARK0000	4099999900	120	DF&A Chargebacks				1,864.00
1387602	12/19/2017	REV CHAF0630	AGA0000	4012003000	999	Fund Cash Account			300.00	
1387602	12/19/2017	REV CHAF0630	TAX0000	4040016000	999	Fund Cash Account			1,564.00	
1388169	12/19/2017	Various Ch0069	ARK0000	4099999900	122	Other Chargebacks				232,518.20
1388169	12/19/2017	Various Ch0710	TMP0300	4041047000	999	Fund Cash Account			232,518.20	
Totals for: 12/19/2017							Count: 5		234,382.20	234,382.20
1388558	12/20/2017	NSF Check0069	ARK0000	4099999900	120	DF&A Chargebacks				14,118.11
1388558	12/20/2017	NSF Check0610	AGA0000	4010005000	999	Fund Cash Account	008007562		1,091.17	
1388558	12/20/2017	NSF Check0610	AGA0000	4010006000	999	Fund Cash Account	008007562		2,270.00	
1388558	12/20/2017	NSF Check0610	AGA0000	4010007000	999	Fund Cash Account	008007562		2,618.80	
1388558	12/20/2017	NSF Check0610	ARH0000	4040005000	999	Fund Cash Account	008007562		256.06	
1388558	12/20/2017	NSF Check0610	AGA0000	4010001001	999	Fund Cash Account	008007562		5,614.00	
1388558	12/20/2017	NSF Check0610	AGA0000	4010000900	999	Fund Cash Account	008007562		2,268.08	
Totals for: 12/20/2017							Count: 7		14,118.11	14,118.11
1389770	12/21/2017	var chgbac0710	TLT0100	4042002000	999	Fund Cash Account			5,000.00	
1389770	12/21/2017	var chgbac0710	TMP0300	4041047000	999	Fund Cash Account				5,000.00
1389835	12/21/2017	VARIOUS 0069	ARK0000	4099999900	122	Other Chargebacks				5,160.00
1389835	12/21/2017	VARIOUS 0390	TDP0100	4042002000	999	Fund Cash Account			5,000.00	
1389835	12/21/2017	VARIOUS 0800	MLS0200	4033027000	999	Fund Cash Account			160.00	
Totals for: 12/21/2017							Count: 5		10,160.00	10,160.00
1390862	12/27/2017	REV CHG 0069	ARK0000	4099999900	120	DF&A Chargebacks				100.00

Run Date: 6/29/2018
 Run Time: 6:21:53PM

Checks Charged Off Detail

Start Date: 7/1/2017 End Date: 6/29/2018

Page: 22
 User: 0

Jnl. Entry #	Trx. Date	Ref #	Agency	Fund	Rev Code	Ledger	Ledger Desc.	Description	Debit Amount	Credit Amount
1390862	12/27/2017	REV CHG	0630	TAX0000	4040016000	999	Fund Cash Account		100.00	
Totals for: 12/27/2017							Count: 2		100.00	100.00
1391162	12/28/2017	NSF Check	0069	ARK0000	4099999900	120	DF&A Chargebacks			12,336.61
1391162	12/28/2017	NSF Check	0610	AGA0000	4010005000	999	Fund Cash Account	008007569	467.00	
1391162	12/28/2017	NSF Check	0610	AGA0000	4010007000	999	Fund Cash Account	008007569	3,465.05	
1391162	12/28/2017	NSF Check	0610	ARH0000	4040005000	999	Fund Cash Account	008007569	5,329.00	
1391162	12/28/2017	NSF Check	0610	AGA0000	4010001001	999	Fund Cash Account	008007569	3,075.56	
1391195	12/28/2017	Various Ch	0069	ARK0000	4099999900	122	Other Chargebacks			42,220.14
1391195	12/28/2017	Various Ch	0710	PWP2500	4047099000	999	Fund Cash Account		40.00	
1391195	12/28/2017	Various Ch	0710	TMP0300	4041047000	999	Fund Cash Account		42,001.05	
1391195	12/28/2017	Various Ch	0930	MWW0000	4043002000	999	Fund Cash Account		160.00	
1391195	12/28/2017	Various Ch	0990	MJA0100	4041028000	999	Fund Cash Account		19.09	
Totals for: 12/28/2017							Count: 10		54,556.75	54,556.75
1392160	1/2/2018	various ch	20069	ARK0000	4099999900	122	Other Chargebacks			880.00
1392160	1/2/2018	various ch	20710	PWE9300	6080002000	999	Fund Cash Account		870.00	
1392160	1/2/2018	various ch	20710	PWP2500	4047099000	999	Fund Cash Account		10.00	
Totals for: 1/2/2018							Count: 3		880.00	880.00
1393624	1/4/2018	VARIOUS	0069	ARK0000	4099999900	122	Other Chargebacks			70.00
1393624	1/4/2018	VARIOUS	0485	SPF0100	4031051000	999	Fund Cash Account		70.00	
1393652	1/4/2018	various ch	20069	ARK0000	4099999900	122	Other Chargebacks			274.00
1393652	1/4/2018	various ch	20960	SEF0100	4031005000	999	Fund Cash Account		34.00	
1393652	1/4/2018	various ch	20960	SMP0100	4031062000	999	Fund Cash Account		200.00	
1393652	1/4/2018	various ch	20990	MJA0100	4031005000	999	Fund Cash Account		20.00	

Run Date: 6/29/2018
 Run Time: 6:21:53PM

Checks Charged Off Detail

Start Date: 7/1/2017 End Date: 6/29/2018

Page: 23
 User: 0

Jnl. Entry #	Trx. Date	Ref #	Agency	Fund	Rev Code	Ledger	Ledger Desc.	Description	Debit Amount	Credit Amount
1393652	1/4/2018	various ch	0960	SEF0100	4041061000	999	Fund Cash Account		20.00	
1393778	1/4/2018	various ch	0069	ARK0000	4099999900	122	Other Chargebacks			550.00
1393778	1/4/2018	various ch	0645	BAA0100	4033029000	999	Fund Cash Account		250.00	
1393778	1/4/2018	various ch	0645	SHA0000	4033028000	999	Fund Cash Account		300.00	
Totals for: 1/4/2018							Count: 10		894.00	894.00
1394549	1/8/2018	Various Ch	0069	ARK0000	4099999900	122	Other Chargebacks			500.00
1394549	1/8/2018	Various Ch	0390	TDP0100	4042002000	999	Fund Cash Account		500.00	
Totals for: 1/8/2018							Count: 2		500.00	500.00
1394672	1/9/2018	Various Ch	0069	ARK0000	4099999900	122	Other Chargebacks			10.00
1394672	1/9/2018	Various Ch	0233	NEF0000	4041028000	999	Fund Cash Account		10.00	
1394947	1/9/2018	NSF Check	0069	ARK0000	4099999900	120	DF&A Chargebacks			63,321.43
1394947	1/9/2018	NSF Check	0610	AGA0000	4010005000	999	Fund Cash Account	008007579	675.00	
1394947	1/9/2018	NSF Check	0610	AGA0000	4010006000	999	Fund Cash Account	008007579	23,000.00	
1394947	1/9/2018	NSF Check	0610	AGA0000	4010007000	999	Fund Cash Account	008007579	1,173.22	
1394947	1/9/2018	NSF Check	0610	ARH0000	4040005000	999	Fund Cash Account	008007579	240.98	
1394947	1/9/2018	NSF Check	0610	ARH0000	4040006000	999	Fund Cash Account	008007579	18,500.00	
1394947	1/9/2018	NSF Check	0610	AGA0000	4010001001	999	Fund Cash Account	008007579	17,809.10	
1394947	1/9/2018	NSF Check	0610	AGA0000	4010000900	999	Fund Cash Account	008007579	1,440.53	
1394947	1/9/2018	NSF Check	0930	TUT0000	4021009001	999	Fund Cash Account	008007579	482.60	
Totals for: 1/9/2018							Count: 11		63,331.43	63,331.43
1395350	1/10/2018	NSF Check	0069	ARK0000	4099999900	120	DF&A Chargebacks			43,809.51
1395350	1/10/2018	NSF Check	0610	AGA0000	4010005000	999	Fund Cash Account	008007581	995.10	
1395350	1/10/2018	NSF Check	0610	AGA0000	4010006000	999	Fund Cash Account	008007581	915.54	

Run Date: 6/29/2018
 Run Time: 6:21:53PM

Checks Charged Off Detail

Start Date: 7/1/2017 End Date: 6/29/2018

Page: 24
 User: 0

Jnl. Entry #	Trx. Date	Ref #	Agency	Fund	Rev Code	Ledger	Ledger Desc.	Description	Debit Amount	Credit Amount
1395350	1/10/2018	NSF Check0610	AGA0000	AGA0000	4010007000	999	Fund Cash Account	008007581	200.00	
1395350	1/10/2018	NSF Check0610	AGA0000	AGA0000	4010001001	999	Fund Cash Account	008007581	41,247.61	
1395350	1/10/2018	NSF Check0610	AGA0000	AGA0000	4010000900	999	Fund Cash Account	008007581	451.26	
1395436	1/10/2018	Various Ch0069	ARK0000	ARK0000	4099999900	122	Other Chargebacks			250.00
1395436	1/10/2018	Various Ch0204	NDA0000	NDA0000	4043002000	999	Fund Cash Account		250.00	
1395495	1/10/2018	Various Ch0069	ARK0000	ARK0000	4099999900	122	Other Chargebacks			180.00
1395495	1/10/2018	Various Ch0710	PWP2500	PWP2500	4047099000	999	Fund Cash Account		80.00	
1395495	1/10/2018	Various Ch0645	BAA2000	BAA2000	4031079000	999	Fund Cash Account		100.00	
Totals for: 1/10/2018							Count: 11		44,239.51	44,239.51
1395810	1/11/2018	Various Ch0069	ARK0000	ARK0000	4099999900	122	Other Chargebacks			220.00
1395810	1/11/2018	Various Ch0645	SHA0000	SHA0000	4033028000	999	Fund Cash Account		170.00	
1395810	1/11/2018	Various Ch0645	SMI0000	SMI0000	4031102000	999	Fund Cash Account		50.00	
Totals for: 1/11/2018							Count: 3		220.00	220.00
1396188	1/12/2018	Various Ch0069	ARK0000	ARK0000	4099999900	122	Other Chargebacks			250.00
1396188	1/12/2018	Various Ch0960	SMP0500	SMP0500	4033002000	999	Fund Cash Account		250.00	
Totals for: 1/12/2018							Count: 2		250.00	250.00
1399343	1/23/2018	Various Ch0069	ARK0000	ARK0000	4099999900	122	Other Chargebacks			70.00
1399343	1/23/2018	Various Ch0710	PWP2500	PWP2500	4047099000	999	Fund Cash Account		10.00	
1399343	1/23/2018	Various Ch0233	NEF0000	NEF0000	4041007000	999	Fund Cash Account		60.00	
Totals for: 1/23/2018							Count: 3		70.00	70.00
1399737	1/24/2018	NSF Check0069	ARK0000	ARK0000	4099999900	120	DF&A Chargebacks			158,955.93
1399737	1/24/2018	NSF Check0610	AGA0000	AGA0000	4010005000	999	Fund Cash Account	008007591	26,523.37	

Run Date: 6/29/2018
 Run Time: 6:21:53PM

Checks Charged Off Detail

Start Date: 7/1/2017 End Date: 6/29/2018

Page: 25
 User: 0

Jnl. Entry #	Trx. Date	Ref #	Agency	Fund	Rev Code	Ledger	Ledger Desc.	Description	Debit Amount	Credit Amount
1399737	1/24/2018	NSF Check	0610	AGA0000	4010006000	999	Fund Cash Account	008007591	21,570.00	
1399737	1/24/2018	NSF Check	0610	AGA0000	4010007000	999	Fund Cash Account	008007591	1,037.34	
1399737	1/24/2018	NSF Check	0610	AGA0000	4010001001	999	Fund Cash Account	008007591	19,496.63	
1399737	1/24/2018	NSF Check	0610	AGA0000	4010005001	999	Fund Cash Account	008007591	89,000.00	
1399737	1/24/2018	NSF Check	0610	AGA0000	4010000900	999	Fund Cash Account	008007591	1,328.59	
1399898	1/24/2018	various cha	0069	ARK0000	4099999900	122	Other Chargebacks			1,837.00
1399898	1/24/2018	various cha	0248	NRE0001	4041012000	999	Fund Cash Account		30.00	
1399898	1/24/2018	various cha	0390	TJW0100	4041028000	999	Fund Cash Account		100.00	
1399898	1/24/2018	various cha	0930	MWW0000	4043002000	999	Fund Cash Account		200.00	
1399898	1/24/2018	various cha	0960	SEF0100	4031005000	999	Fund Cash Account		17.00	
1399898	1/24/2018	various cha	0960	SMP0100	4031062000	999	Fund Cash Account		100.00	
1399898	1/24/2018	various cha	0990	MJA0100	4031005000	999	Fund Cash Account		10.00	
1399898	1/24/2018	various cha	0645	BAA2000	4031079000	999	Fund Cash Account		100.00	
1399898	1/24/2018	various cha	0645	BAA2000	4031016000	999	Fund Cash Account		20.00	
1399898	1/24/2018	various cha	0206	NAI0000	4041002000	999	Fund Cash Account		250.00	
1399898	1/24/2018	various cha	0960	SEF0100	4041061000	999	Fund Cash Account		10.00	
1399898	1/24/2018	various cha	0645	MHF0000	4033027000	999	Fund Cash Account		1,000.00	
Totals for: 1/24/2018							Count: 19		160,792.93	160,792.93
1400990	1/26/2018	VARIOUS	0069	ARK0000	4099999900	122	Other Chargebacks			16,337.10
1400990	1/26/2018	VARIOUS	0320	SAB0100	4031090000	999	Fund Cash Account		60.00	
1400990	1/26/2018	VARIOUS	0520	NRS0001	4047009700	999	Fund Cash Account		377.97	
1400990	1/26/2018	VARIOUS	0520	NRS0001	4049017000	999	Fund Cash Account		114.13	
1400990	1/26/2018	VARIOUS	0710	PWP2500	4047099000	999	Fund Cash Account		10.00	
1400990	1/26/2018	VARIOUS	0710	TMP0300	4041047000	999	Fund Cash Account		14,196.00	

Run Date: 6/29/2018
 Run Time: 6:21:53PM

Checks Charged Off Detail

Start Date: 7/1/2017 End Date: 6/29/2018

Page: 26
 User: 0

Jnl. Entry #	Trx. Date	Ref #	Agency	Fund	Rev Code	Ledger	Ledger Desc.	Description	Debit Amount	Credit Amount
1400990	1/26/2018	VARIOUS	0385	NVA0000	4044003000	999	Fund Cash Account		1,304.00	
1400990	1/26/2018	VARIOUS	0265	NCH0000	4041007000	999	Fund Cash Account		125.00	
1400990	1/26/2018	VARIOUS	0268	NDB0000	4041002000	999	Fund Cash Account		150.00	
Totals for: 1/26/2018							Count: 9		16,337.10	16,337.10
1401447	1/29/2018	various ch	20069	ARK0000	4099999900	122	Other Chargebacks			100.00
1401447	1/29/2018	various ch	20224	NLC0000	4043002000	999	Fund Cash Account	0	100.00	
Totals for: 1/29/2018							Count: 2		100.00	100.00
1401786	1/30/2018	Various Ch	0069	ARK0000	4099999900	122	Other Chargebacks			25.00
1401786	1/30/2018	Various Ch	0800	MLS0200	4033027000	999	Fund Cash Account		25.00	
1401913	1/30/2018	various ch	20069	ARK0000	4099999900	122	Other Chargebacks			10.00
1401913	1/30/2018	various ch	20710	PWP2500	4047099000	999	Fund Cash Account		10.00	
Totals for: 1/30/2018							Count: 4		35.00	35.00
1402327	1/31/2018	NSF Check	0069	ARK0000	4099999900	120	DF&A Chargebacks			86,205.54
1402327	1/31/2018	NSF Check	0610	AGA0000	4010005000	999	Fund Cash Account	008007596	3,203.42	
1402327	1/31/2018	NSF Check	0610	AGA0000	4010006000	999	Fund Cash Account	008007596	5,442.00	
1402327	1/31/2018	NSF Check	0610	AGA0000	4010007000	999	Fund Cash Account	008007596	39,722.44	
1402327	1/31/2018	NSF Check	0610	AGA0000	4010001001	999	Fund Cash Account	008007596	37,167.68	
1402327	1/31/2018	NSF Check	0610	AGA0000	4010000900	999	Fund Cash Account	008007596	670.00	
Totals for: 1/31/2018							Count: 6		86,205.54	86,205.54
1404898	2/6/2018	various ch	20069	ARK0000	4099999900	122	Other Chargebacks			220.00
1404898	2/6/2018	various ch	20710	PWP2500	4047099000	999	Fund Cash Account		20.00	
1404898	2/6/2018	various ch	20645	BAA2000	4031079000	999	Fund Cash Account		200.00	

Run Date: 6/29/2018
 Run Time: 6:21:53PM

Checks Charged Off Detail

Start Date: 7/1/2017 End Date: 6/29/2018

Page: 27
 User: 0

Jnl. Entry #	Trx. Date	Ref #	Agency	Fund	Rev Code	Ledger	Ledger Desc.	Description	Debit Amount	Credit Amount
Totals for: 2/6/2018							Count: 3		220.00	220.00
1405324	2/7/2018	NSF Check0069	ARK0000	4099999900	120	DF&A Chargebacks				26,062.02
1405324	2/7/2018	NSF Check0610	AGA0000	4010005000	999	Fund Cash Account	008007605		3,855.58	
1405324	2/7/2018	NSF Check0610	AGA0000	4010007000	999	Fund Cash Account	008007605		3,541.90	
1405324	2/7/2018	NSF Check0610	AGA0000	4010001001	999	Fund Cash Account	008007605		18,281.10	
1405324	2/7/2018	NSF Check0610	AGA0000	4010000900	999	Fund Cash Account	008007605		383.44	
Totals for: 2/7/2018							Count: 5		26,062.02	26,062.02
1406819	2/12/2018	Correct Joi0069	ARK0000	4099999900	120	DF&A Chargebacks				15.00
1406819	2/12/2018	Correct Joi0630	TAX0000	4040016000	999	Fund Cash Account			15.00	
Totals for: 2/12/2018							Count: 2		15.00	15.00
1407121	2/13/2018	NSF Check0069	ARK0000	4099999900	120	DF&A Chargebacks				36,808.07
1407121	2/13/2018	NSF Check0610	AGA0000	4010005000	999	Fund Cash Account	008007611		8,890.13	
1407121	2/13/2018	NSF Check0610	AGA0000	4010006000	999	Fund Cash Account	008007611		2,000.00	
1407121	2/13/2018	NSF Check0610	AGA0000	4010007000	999	Fund Cash Account	008007611		7,351.46	
1407121	2/13/2018	NSF Check0610	AGA0000	4010001001	999	Fund Cash Account	008007611		18,401.48	
1407121	2/13/2018	NSF Check0610	AGA0000	4010000900	999	Fund Cash Account	008007611		165.00	
Totals for: 2/13/2018							Count: 6		36,808.07	36,808.07
1410290	2/21/2018	NSF Check0069	ARK0000	4099999900	120	DF&A Chargebacks				108,673.67
1410290	2/21/2018	NSF Check0610	AGA0000	4010005000	999	Fund Cash Account	008007622		2,945.46	
1410290	2/21/2018	NSF Check0610	AGA0000	4010006000	999	Fund Cash Account	008007622		118.56	
1410290	2/21/2018	NSF Check0610	AGA0000	4010007000	999	Fund Cash Account	008007622		35,172.02	
1410290	2/21/2018	NSF Check0610	AGA0000	4010001001	999	Fund Cash Account	008007622		39,755.06	

Run Date: 6/29/2018
 Run Time: 6:21:53PM

Checks Charged Off Detail

Start Date: 7/1/2017 End Date: 6/29/2018

Page: 28
 User: 0

Jnl. Entry #	Trx. Date	Ref #	Agency	Fund	Rev Code	Ledger	Ledger Desc.	Description	Debit Amount	Credit Amount
1410290	2/21/2018	NSF Check0610	AGA0000	AGA0000	4010000900	999	Fund Cash Account	008007622	1,023.30	
1410290	2/21/2018	NSF Check0329	SBB0100	SBB0100	4021006001	999	Fund Cash Account	008007622	29,145.32	
1410290	2/21/2018	NSF Check0930	TUT0000	TUT0000	4021009001	999	Fund Cash Account	008007622	513.95	
1410340	2/21/2018	Various Ch0069	ARK0000	ARK0000	4099999900	122	Other Chargebacks			1,071.63
1410340	2/21/2018	Various Ch0080	SDG0000	SDG0000	4033009000	999	Fund Cash Account		20.00	
1410340	2/21/2018	Various Ch0390	TDP0100	TDP0100	4042002000	999	Fund Cash Account		200.00	
1410340	2/21/2018	Various Ch0390	TJW0100	TJW0100	4041028000	999	Fund Cash Account		50.00	
1410340	2/21/2018	Various Ch0520	STC0100	STC0100	4050003000	999	Fund Cash Account		10.00	
1410340	2/21/2018	Various Ch0710	PWE9300	PWE9300	6080002000	999	Fund Cash Account		360.63	
1410340	2/21/2018	Various Ch0710	PWP2500	PWP2500	4047099000	999	Fund Cash Account		20.00	
1410340	2/21/2018	Various Ch0800	MLS0100	MLS0100	4031012000	999	Fund Cash Account		25.00	
1410340	2/21/2018	Various Ch0930	SHW0000	SHW0000	4033025000	999	Fund Cash Account		50.00	
1410340	2/21/2018	Various Ch0960	SEF0100	SEF0100	4031005000	999	Fund Cash Account		36.00	
1410340	2/21/2018	Various Ch0960	SMP0100	SMP0100	4031062000	999	Fund Cash Account		200.00	
1410340	2/21/2018	Various Ch0990	MJA0100	MJA0100	4031005000	999	Fund Cash Account		20.00	
1410340	2/21/2018	Various Ch0224	NLC0000	NLC0000	4043002000	999	Fund Cash Account		50.00	
1410340	2/21/2018	Various Ch0960	SEF0100	SEF0100	4041061000	999	Fund Cash Account		30.00	
Totals for: 2/21/2018							Count: 22		109,745.30	109,745.30
1411257	2/23/2018	Various Ch0069	ARK0000	ARK0000	4099999900	122	Other Chargebacks			14,334.10
1411257	2/23/2018	Various Ch0080	SDG0000	SDG0000	4033009000	999	Fund Cash Account		91.00	
1411257	2/23/2018	Various Ch0645	BAA0100	BAA0100	4031068000	999	Fund Cash Account		35.00	
1411257	2/23/2018	Various Ch0645	BAA0100	BAA0100	4043003000	999	Fund Cash Account		45.00	
1411257	2/23/2018	Various Ch0710	TMP0300	TMP0300	4041047000	999	Fund Cash Account		13,568.10	
1411257	2/23/2018	Various Ch0645	SHA0000	SHA0000	4033028000	999	Fund Cash Account		170.00	

Run Date: 6/29/2018
 Run Time: 6:21:53PM

Checks Charged Off Detail

Start Date: 7/1/2017 End Date: 6/29/2018

Page: 29
 User: 0

Jnl. Entry #	Trx. Date	Ref #	Agency	Fund	Rev Code	Ledger	Ledger Desc.	Description	Debit Amount	Credit Amount
1411257	2/23/2018	Various Ch0645	SHL0000	4033010000	999	Fund Cash Account			75.00	
1411257	2/23/2018	Various Ch0645	BAA2000	4031079000	999	Fund Cash Account			200.00	
1411257	2/23/2018	Various Ch0645	BAA2000	4031019000	999	Fund Cash Account			100.00	
1411257	2/23/2018	Various Ch0645	SMI0000	4031102000	999	Fund Cash Account			50.00	
Totals for: 2/23/2018							Count: 10		14,334.10	14,334.10
1414628	3/5/2018	NSF Check0069	ARK0000	4099999900	120	DF&A Chargebacks				3,057.60
1414628	3/5/2018	NSF Check0610	AGA0000	4010005000	999	Fund Cash Account	008007631		1,191.72	
1414628	3/5/2018	NSF Check0610	AGA0000	4010007000	999	Fund Cash Account	008007631		162.25	
1414628	3/5/2018	NSF Check0610	AGA0000	4010001001	999	Fund Cash Account	008007631		1,703.63	
Totals for: 3/5/2018							Count: 4		3,057.60	3,057.60
1415312	3/6/2018	REV CHG 0069	ARK0000	4099999900	120	DF&A Chargebacks				50.00
1415312	3/6/2018	REV CHG 0630	AGA0000	4013006001	999	Fund Cash Account			50.00	
Totals for: 3/6/2018							Count: 2		50.00	50.00
1415707	3/7/2018	NSF Check0069	ARK0000	4099999900	120	DF&A Chargebacks				135,043.62
1415707	3/7/2018	NSF Check0610	AGA0000	4010005000	999	Fund Cash Account	008007636		2,477.66	
1415707	3/7/2018	NSF Check0610	AGA0000	4010007000	999	Fund Cash Account	008007636		10,387.73	
1415707	3/7/2018	NSF Check0610	AGA0000	4010001001	999	Fund Cash Account	008007636		122,028.23	
1415707	3/7/2018	NSF Check0610	AGA0000	4010000900	999	Fund Cash Account	008007636		150.00	
Totals for: 3/7/2018							Count: 5		135,043.62	135,043.62
1417494	3/13/2018	Various ch0069	ARK0000	4099999900	122	Other Chargebacks				3,433.40
1417494	3/13/2018	Various ch0080	SDG0000	4033009000	999	Fund Cash Account			38.50	
1417494	3/13/2018	Various ch0385	NVA0200	4041028000	999	Fund Cash Account			300.00	

Run Date: 6/29/2018
 Run Time: 6:21:53PM

Checks Charged Off Detail

Start Date: 7/1/2017 End Date: 6/29/2018

Page: 30
 User: 0

Jnl. Entry #	Trx. Date	Ref #	Agency	Fund	Rev Code	Ledger	Ledger Desc.	Description	Debit Amount	Credit Amount
1417494	3/13/2018	Various ch	0385	NVA0900	4044003000	999	Fund Cash Account		3,094.90	
Totals for: 3/13/2018							Count: 4		3,433.40	3,433.40
1417931	3/14/2018	NSF Check	0069	ARK0000	4099999900	120	DF&A Chargebacks			49,534.07
1417931	3/14/2018	NSF Check	0610	AGA0000	4010005000	999	Fund Cash Account	008007641	1,710.76	
1417931	3/14/2018	NSF Check	0610	AGA0000	4010006000	999	Fund Cash Account	008007641	10,500.00	
1417931	3/14/2018	NSF Check	0610	AGA0000	4010001001	999	Fund Cash Account	008007641	34,123.31	
1417931	3/14/2018	NSF Check	0610	AGA0000	4010000900	999	Fund Cash Account	008007641	3,200.00	
Totals for: 3/14/2018							Count: 5		49,534.07	49,534.07
1419685	3/16/2018	Various Ch	0069	ARK0000	4099999900	122	Other Chargebacks			3,047.45
1419685	3/16/2018	Various Ch	0248	NRE0001	4041007000	999	Fund Cash Account		80.00	
1419685	3/16/2018	Various Ch	0248	NRE0001	4041012000	999	Fund Cash Account		30.00	
1419685	3/16/2018	Various Ch	0248	NRE0001	4042002000	999	Fund Cash Account		30.00	
1419685	3/16/2018	Various Ch	0960	SEF0100	4031005000	999	Fund Cash Account		15.00	
1419685	3/16/2018	Various Ch	0960	SMP0100	4031062000	999	Fund Cash Account		35.00	
1419685	3/16/2018	Various Ch	0960	SMP0500	4033002000	999	Fund Cash Account		250.00	
1419685	3/16/2018	Various Ch	0990	MJA0100	4031005000	999	Fund Cash Account		10.00	
1419685	3/16/2018	Various Ch	0224	NLC0000	4042002000	999	Fund Cash Account		1,000.00	
1419685	3/16/2018	Various Ch	0224	NLC0000	4043002000	999	Fund Cash Account		50.00	
1419685	3/16/2018	Various Ch	0385	NVA0900	4044003000	999	Fund Cash Account		1,547.45	
Totals for: 3/16/2018							Count: 11		3,047.45	3,047.45
1420743	3/20/2018	REV CHAF	0069	ARK0000	4099999900	120	DF&A Chargebacks			1,277.50
1420743	3/20/2018	REV CHAF	0630	TAX0000	4040016000	999	Fund Cash Account		927.50	
1420743	3/20/2018	REV CHAF	0630	AGA0000	4013006001	999	Fund Cash Account		350.00	

Run Date: 6/29/2018
 Run Time: 6:21:53PM

Checks Charged Off Detail

Start Date: 7/1/2017 End Date: 6/29/2018

Page: 31
 User: 0

Jnl. Entry #	Trx. Date	Ref #	Agency	Fund	Rev Code	Ledger	Ledger Desc.	Description	Debit Amount	Credit Amount
Totals for: 3/20/2018							Count: 3		1,277.50	1,277.50
1421212	3/21/2018	NSF Check0069	ARK0000	ARK0000	4099999900	120	DF&A Chargebacks			37,138.26
1421212	3/21/2018	NSF Check0610	AGA0000	AGA0000	4010005000	999	Fund Cash Account	008007649	6,876.73	
1421212	3/21/2018	NSF Check0610	AGA0000	AGA0000	4010006000	999	Fund Cash Account	008007649	7,680.00	
1421212	3/21/2018	NSF Check0610	AGA0000	AGA0000	4010007000	999	Fund Cash Account	008007649	1,627.97	
1421212	3/21/2018	NSF Check0610	AGA0000	AGA0000	4010001001	999	Fund Cash Account	008007649	20,953.56	
1421352	3/21/2018	Various Ch0069	ARK0000	ARK0000	4099999900	122	Other Chargebacks			460.00
1421352	3/21/2018	Various Ch0425	TIE0100	TIE0100	4041044000	999	Fund Cash Account		20.00	
1421352	3/21/2018	Various Ch0425	TSI4500	TSI4500	4031026000	999	Fund Cash Account		140.00	
1421352	3/21/2018	Various Ch0800	MLS0300	MLS0300	4041031000	999	Fund Cash Account		300.00	
Totals for: 3/21/2018							Count: 9		37,598.26	37,598.26
1421741	3/22/2018	Various Ch0069	ARK0000	ARK0000	4099999900	122	Other Chargebacks			615.00
1421741	3/22/2018	Various Ch0645	BAA0100	BAA0100	4031068000	999	Fund Cash Account		70.00	
1421741	3/22/2018	Various Ch0645	BAA0100	BAA0100	4041028000	999	Fund Cash Account		110.00	
1421741	3/22/2018	Various Ch0645	SHA0000	SHA0000	4033028000	999	Fund Cash Account		150.00	
1421741	3/22/2018	Various Ch0645	SHL0000	SHL0000	4033010000	999	Fund Cash Account		235.00	
1421741	3/22/2018	Various Ch0645	SMI0000	SMI0000	4031102000	999	Fund Cash Account		50.00	
Totals for: 3/22/2018							Count: 6		615.00	615.00
1422714	3/26/2018	REV CHG 0069	ARK0000	ARK0000	4099999900	120	DF&A Chargebacks			383.00
1422714	3/26/2018	REV CHG 0630	RRA0000	RRA0000	4020011000	999	Fund Cash Account		50.00	
1422714	3/26/2018	REV CHG 0630	TAX0000	TAX0000	4040016000	999	Fund Cash Account		333.00	
1422778	3/26/2018	Various Ch0069	ARK0000	ARK0000	4099999900	122	Other Chargebacks			40.00
1422778	3/26/2018	Various Ch0710	PWP2500	PWP2500	4047099000	999	Fund Cash Account		10.00	

Run Date: 6/29/2018
 Run Time: 6:21:53PM

Checks Charged Off Detail

Start Date: 7/1/2017 End Date: 6/29/2018

Page: 32
 User: 0

Jnl. Entry #	Trx. Date	Ref #	Agency	Fund	Rev Code	Ledger	Ledger Desc.	Description	Debit Amount	Credit Amount
1422778	3/26/2018	Various	Ch0960	SMP0100	4031062000	999	Fund Cash Account		30.00	
Totals for: 3/26/2018							Count: 6		423.00	423.00
1423085	3/27/2018	Various	Ch0069	ARK0000	4099999900	122	Other Chargebacks			130.00
1423085	3/27/2018	Various	Ch0248	NRE0001	4041007000	999	Fund Cash Account		60.00	
1423085	3/27/2018	Various	Ch0248	NRE0001	4042002000	999	Fund Cash Account		20.00	
1423085	3/27/2018	Various	Ch0224	NLC0000	4047002000	999	Fund Cash Account		50.00	
1423221	3/27/2018	Various	Ch0069	ARK0000	4099999900	122	Other Chargebacks			60.00
1423221	3/27/2018	Various	Ch0960	SEF0100	4031005000	999	Fund Cash Account		15.00	
1423221	3/27/2018	Various	Ch0960	SMP0100	4031062000	999	Fund Cash Account		35.00	
1423221	3/27/2018	Various	Ch0990	MJA0100	4031005000	999	Fund Cash Account		10.00	
Totals for: 3/27/2018							Count: 8		190.00	190.00
1423521	3/28/2018	NSF Check	0069	ARK0000	4099999900	120	DF&A Chargebacks			27,247.38
1423521	3/28/2018	NSF Check	0610	AGA0000	4010005000	999	Fund Cash Account	008007658	10,823.14	
1423521	3/28/2018	NSF Check	0610	AGA0000	4010007000	999	Fund Cash Account	008007658	157.07	
1423521	3/28/2018	NSF Check	0610	AGA0000	4010001001	999	Fund Cash Account	008007658	16,267.17	
1423663	3/28/2018	Various	Ch0069	ARK0000	4099999900	122	Other Chargebacks			2,805.00
1423663	3/28/2018	Various	Ch0645	BAA0100	4041028000	999	Fund Cash Account		50.00	
1423663	3/28/2018	Various	Ch0930	SRS0000	4031037000	999	Fund Cash Account		340.00	
1423663	3/28/2018	Various	Ch0930	SRS0000	4042002000	999	Fund Cash Account		1,350.00	
1423663	3/28/2018	Various	Ch0930	SRS0000	4050003000	999	Fund Cash Account		1,010.00	
1423663	3/28/2018	Various	Ch0645	SHL0000	4033010000	999	Fund Cash Account		25.00	
1423663	3/28/2018	Various	Ch0710	MDA0100	4031036000	999	Fund Cash Account		30.00	
Totals for: 3/28/2018							Count: 11		30,052.38	30,052.38

Run Date: 6/29/2018
 Run Time: 6:21:53PM

Checks Charged Off Detail

Start Date: 7/1/2017 End Date: 6/29/2018

Page: 33
 User: 0

Jnl. Entry #	Trx. Date	Ref #	Agency	Fund	Rev Code	Ledger	Ledger Desc.	Description	Debit Amount	Credit Amount
1425102	3/30/2018	various ch	0069	ARK0000	4099999900	122	Other Chargebacks			150.00
1425102	3/30/2018	various ch	0645	BAA2000	4031079000	999	Fund Cash Account		100.00	
1425102	3/30/2018	various ch	0645	BAA2000	4031017000	999	Fund Cash Account		50.00	
Totals for: 3/30/2018							Count: 3		150.00	150.00
1425704	4/2/2018	REV CHAF	0069	ARK0000	4099999900	120	DF&A Chargebacks			7,545.00
1425704	4/2/2018	REV CHAF	0630	TAX0000	4040016000	999	Fund Cash Account		7,545.00	
Totals for: 4/2/2018							Count: 2		7,545.00	7,545.00
1426062	4/3/2018	Various Ch	0069	ARK0000	4099999900	122	Other Chargebacks			60.00
1426062	4/3/2018	Various Ch	0277	SBN0100	4033027000	999	Fund Cash Account		60.00	
1426149	4/3/2018	Various ch	0069	ARK0000	4099999900	122	Other Chargebacks			50.00
1426149	4/3/2018	Various ch	0390	TJW0100	4041028000	999	Fund Cash Account		50.00	
Totals for: 4/3/2018							Count: 4		110.00	110.00
1426469	4/4/2018	NSF Check	0069	ARK0000	4099999900	120	DF&A Chargebacks			22,309.54
1426469	4/4/2018	NSF Check	0610	AGA0000	4010005000	999	Fund Cash Account	008007663	1,168.00	
1426469	4/4/2018	NSF Check	0610	AGA0000	4010007000	999	Fund Cash Account	008007663	404.80	
1426469	4/4/2018	NSF Check	0610	AGA0000	4010001001	999	Fund Cash Account	008007663	14,135.35	
1426469	4/4/2018	NSF Check	0610	AGA0000	4010005001	999	Fund Cash Account	008007663	6,000.00	
1426469	4/4/2018	NSF Check	0930	TUT0000	4021009001	999	Fund Cash Account	008007663	601.39	
1426479	4/4/2018	Various ch	0069	ARK0000	4099999900	122	Other Chargebacks			10.00
1426479	4/4/2018	Various ch	0710	PWP2500	4047099000	999	Fund Cash Account		10.00	
1426487	4/4/2018	Various Ch	0069	ARK0000	4099999900	122	Other Chargebacks			75.00
1426487	4/4/2018	Various Ch	0645	BAA2000	4031019000	999	Fund Cash Account		50.00	
1426487	4/4/2018	Various Ch	0645	BAA2000	4031017000	999	Fund Cash Account		25.00	

Run Date: 6/29/2018
 Run Time: 6:21:53PM

Checks Charged Off Detail

Start Date: 7/1/2017 End Date: 6/29/2018

Page: 34
 User: 0

Jnl. Entry #	Trx. Date	Ref #	Agency	Fund	Rev Code	Ledger	Ledger Desc.	Description	Debit Amount	Credit Amount
Totals for: 4/4/2018							Count: 11		22,394.54	22,394.54
1427008	4/5/2018	Various Ch0069	ARK0000	4099999900	122	Other Chargebacks				50.00
1427008	4/5/2018	Various Ch0212	NBE0000	4043002000	999	Fund Cash Account			50.00	
Totals for: 4/5/2018							Count: 2		50.00	50.00
1427442	4/6/2018	Various Ch0069	ARK0000	4099999900	122	Other Chargebacks				10,377.00
1427442	4/6/2018	Various Ch0390	TDP0100	4040015000	999	Fund Cash Account			5,534.40	
1427442	4/6/2018	Various Ch0390	TJW0100	4040015000	999	Fund Cash Account			4,842.60	
Totals for: 4/6/2018							Count: 3		10,377.00	10,377.00
1427838	4/9/2018	REV CHAF0069	ARK0000	4099999900	120	DF&A Chargebacks				1,444.00
1427838	4/9/2018	REV CHAF0630	RRA0000	4020011000	999	Fund Cash Account			1,444.00	
Totals for: 4/9/2018							Count: 2		1,444.00	1,444.00
1428692	4/11/2018	NSF Check0069	ARK0000	4099999900	120	DF&A Chargebacks				17,638.16
1428692	4/11/2018	NSF Check0610	AGA0000	4010005000	999	Fund Cash Account	008007671		758.00	
1428692	4/11/2018	NSF Check0610	AGA0000	4010007000	999	Fund Cash Account	008007671		3,944.63	
1428692	4/11/2018	NSF Check0610	AGA0000	4010001001	999	Fund Cash Account	008007671		12,335.53	
1428692	4/11/2018	NSF Check0610	AGA0000	4010000900	999	Fund Cash Account	008007671		600.00	
Totals for: 4/11/2018							Count: 5		17,638.16	17,638.16
1431066	4/16/2018	various ch20069	ARK0000	4099999900	122	Other Chargebacks				100.00
1431066	4/16/2018	various ch20645	BAA2000	4031019000	999	Fund Cash Account			100.00	
1431089	4/16/2018	Various Ch0069	ARK0000	4099999900	122	Other Chargebacks				275.00
1431089	4/16/2018	Various Ch0645	SHL0000	4033010000	999	Fund Cash Account			210.00	

Run Date: 6/29/2018
 Run Time: 6:21:53PM

Checks Charged Off Detail

Start Date: 7/1/2017 End Date: 6/29/2018

Page: 35
 User: 0

Jnl. Entry #	Trx. Date	Ref #	Agency	Fund	Rev Code	Ledger	Ledger Desc.	Description	Debit Amount	Credit Amount
1431089	4/16/2018	Various	Ch0645	BAA0100	4033011000	999	Fund Cash Account		15.00	
1431089	4/16/2018	Various	Ch0645	SMI0000	4031102000	999	Fund Cash Account		50.00	
Totals for: 4/16/2018							Count: 6		375.00	375.00
1431583	4/17/2018	Various	Ch0069	ARK0000	4099999900	122	Other Chargebacks			313.90
1431583	4/17/2018	Various	Ch0710	PWP2500	4047099000	999	Fund Cash Account		30.00	
1431583	4/17/2018	Various	Ch0090	RRA0000	4042007100	999	Fund Cash Account		283.90	
Totals for: 4/17/2018							Count: 3		313.90	313.90
1431963	4/18/2018	NSF Check	0069	ARK0000	4099999900	120	DF&A Chargebacks			20,068.24
1431963	4/18/2018	NSF Check	0610	AGA0000	4010005000	999	Fund Cash Account	008007684	6,344.90	
1431963	4/18/2018	NSF Check	0610	AGA0000	4010006000	999	Fund Cash Account	008007684	7,105.00	
1431963	4/18/2018	NSF Check	0610	AGA0000	4010007000	999	Fund Cash Account	008007684	1,014.05	
1431963	4/18/2018	NSF Check	0610	AGA0000	4010001001	999	Fund Cash Account	008007684	4,672.00	
1431963	4/18/2018	NSF Check	0610	AGA0000	4010000900	999	Fund Cash Account	008007684	932.29	
1431966	4/18/2018	REVENUE	0069	ARK0000	4099999900	120	DF&A Chargebacks			141,735.50
1431966	4/18/2018	REVENUE	0630	TAX0000	4040016000	999	Fund Cash Account		141,735.50	
Totals for: 4/18/2018							Count: 8		161,803.74	161,803.74
1432135	4/19/2018	Various	Ch0069	ARK0000	4099999900	122	Other Chargebacks			974.00
1432135	4/19/2018	Various	Ch0645	BAA0100	4041028000	999	Fund Cash Account		50.00	
1432135	4/19/2018	Various	Ch0800	MLS0100	4033006000	999	Fund Cash Account		84.00	
1432135	4/19/2018	Various	Ch0930	TPE0000	4031002000	999	Fund Cash Account		200.00	
1432135	4/19/2018	Various	Ch0645	SHA0000	4033028000	999	Fund Cash Account		430.00	
1432135	4/19/2018	Various	Ch0645	SHL0000	4033010000	999	Fund Cash Account		210.00	

Run Date: 6/29/2018
 Run Time: 6:21:53PM

Checks Charged Off Detail

Start Date: 7/1/2017 End Date: 6/29/2018

Page: 36
 User: 0

Jnl. Entry #	Trx. Date	Ref #	Agency	Fund	Rev Code	Ledger	Ledger Desc.	Description	Debit Amount	Credit Amount
Totals for: 4/19/2018							Count: 6		974.00	974.00
1433677	4/23/2018	REV CHAF0069	ARK0000	4099999900	120	DF&A Chargebacks				7,121.00
1433677	4/23/2018	REV CHAF0630	TAX0000	4040016000	999	Fund Cash Account			7,121.00	
1433642	4/23/2018	Various Ch0069	ARK0000	4099999900	122	Other Chargebacks				10.00
1433642	4/23/2018	Various Ch0710	PWP2500	4047099000	999	Fund Cash Account			10.00	
Totals for: 4/23/2018							Count: 4		7,131.00	7,131.00
1434263	4/24/2018	REVENUE0069	ARK0000	4099999900	120	DF&A Chargebacks				29.00
1434263	4/24/2018	REVENUE0630	TAX0000	4040016000	999	Fund Cash Account			29.00	
Totals for: 4/24/2018							Count: 2		29.00	29.00
1434551	4/25/2018	NSF Check0069	ARK0000	4099999900	120	DF&A Chargebacks				20,762.30
1434551	4/25/2018	NSF Check0610	AGA0000	4010005000	999	Fund Cash Account	008007692		13,911.60	
1434551	4/25/2018	NSF Check0610	AGA0000	4010007000	999	Fund Cash Account	008007692		425.02	
1434551	4/25/2018	NSF Check0610	AGA0000	4010001001	999	Fund Cash Account	008007692		5,685.09	
1434551	4/25/2018	NSF Check0610	AGA0000	4010000900	999	Fund Cash Account	008007692		740.59	
1434728	4/25/2018	Various Ch0069	ARK0000	4099999900	122	Other Chargebacks				1,960.00
1434728	4/25/2018	Various Ch0710	FWF3000	6990003100	999	Fund Cash Account			1,817.19	
1434728	4/25/2018	Various Ch0710	PWP2500	4047099000	999	Fund Cash Account			10.00	
1434728	4/25/2018	Various Ch0710	FWF3000	4049022000	999	Fund Cash Account			132.81	
Totals for: 4/25/2018							Count: 9		22,722.30	22,722.30
1436296	4/27/2018	Various Ch0069	ARK0000	4099999900	122	Other Chargebacks				173.00
1436296	4/27/2018	Various Ch0080	SDG0000	4033009000	999	Fund Cash Account			8.00	
1436296	4/27/2018	Various Ch0610	MPH0000	4048003000	999	Fund Cash Account			15.00	

Run Date: 6/29/2018
 Run Time: 6:21:53PM

Checks Charged Off Detail

Start Date: 7/1/2017 End Date: 6/29/2018

Page: 37
 User: 0

Jnl. Entry #	Trx. Date	Ref #	Agency	Fund	Rev Code	Ledger	Ledger Desc.	Description	Debit Amount	Credit Amount
1436296	4/27/2018	Various Ch0645	SHA0000	SHA0000	4033028000	999	Fund Cash Account		150.00	
1436402	4/27/2018	Various ch0069	ARK0000	ARK0000	4099999900	122	Other Chargebacks			50.00
1436402	4/27/2018	Various ch0390	TJW0100	TJW0100	4041028000	999	Fund Cash Account		50.00	
Totals for: 4/27/2018							Count: 6		223.00	223.00
1436777	4/30/2018	Various Ch0069	ARK0000	ARK0000	4099999900	122	Other Chargebacks			150.00
1436777	4/30/2018	Various Ch0645	BAA2000	BAA2000	4031079000	999	Fund Cash Account		150.00	
1436826	4/30/2018	REV CHG 0069	ARK0000	ARK0000	4099999900	120	DF&A Chargebacks			822.00
1436826	4/30/2018	REV CHG 0630	AGA0000	AGA0000	4013009000	999	Fund Cash Account		822.00	
Totals for: 4/30/2018							Count: 4		972.00	972.00
1437603	5/2/2018	Various Ch0069	ARK0000	ARK0000	4099999900	122	Other Chargebacks			200.00
1437603	5/2/2018	Various Ch0228	NEC0000	NEC0000	4041002000	999	Fund Cash Account		200.00	
Totals for: 5/2/2018							Count: 2		200.00	200.00
1438000	5/3/2018	NSF Check0069	ARK0000	ARK0000	4099999900	120	DF&A Chargebacks			119,194.45
1438000	5/3/2018	NSF Check0610	AGA0000	AGA0000	4010005000	999	Fund Cash Account	008007700	63,681.90	
1438000	5/3/2018	NSF Check0610	AGA0000	AGA0000	4010006000	999	Fund Cash Account	008007700	33,170.00	
1438000	5/3/2018	NSF Check0610	AGA0000	AGA0000	4010007000	999	Fund Cash Account	008007700	238.95	
1438000	5/3/2018	NSF Check0610	AGA0000	AGA0000	4010001001	999	Fund Cash Account	008007700	11,753.91	
1438000	5/3/2018	NSF Check0610	AGA0000	AGA0000	4010005001	999	Fund Cash Account	008007700	6,654.00	
1438000	5/3/2018	NSF Check0610	ARH0000	ARH0000	4040005001	999	Fund Cash Account	008007700	3,000.00	
1438000	5/3/2018	NSF Check0610	AGA0000	AGA0000	4010000900	999	Fund Cash Account	008007700	695.69	
Totals for: 5/3/2018							Count: 8		119,194.45	119,194.45
1438967	5/7/2018	REV CHG 0069	ARK0000	ARK0000	4099999900	120	DF&A Chargebacks			523.00

Run Date: 6/29/2018
 Run Time: 6:21:53PM

Checks Charged Off Detail

Start Date: 7/1/2017 End Date: 6/29/2018

Page: 38
 User: 0

Jnl. Entry #	Trx. Date	Ref #	Agency	Fund	Rev Code	Ledger	Ledger Desc.	Description	Debit Amount	Credit Amount
1438967	5/7/2018	REV CHG	0630	AGA0000	4012003000	999	Fund Cash Account		500.00	
1438967	5/7/2018	REV CHG	0630	TAX0000	4040016000	999	Fund Cash Account		23.00	
Totals for: 5/7/2018							Count: 3		523.00	523.00
1439434	5/9/2018	Various ch	0069	ARK0000	4099999900	122	Other Chargebacks			62.00
1439434	5/9/2018	Various ch	0960	SEF0100	4031005000	999	Fund Cash Account		32.00	
1439434	5/9/2018	Various ch	0990	MJA0100	4031005000	999	Fund Cash Account		20.00	
1439434	5/9/2018	Various ch	0960	SEF0100	4041061000	999	Fund Cash Account		10.00	
1439450	5/9/2018	NSF Check	0069	ARK0000	4099999900	120	DF&A Chargebacks			78,103.74
1439450	5/9/2018	NSF Check	0610	AGA0000	4010005000	999	Fund Cash Account	008007705	36,020.07	
1439450	5/9/2018	NSF Check	0610	AGA0000	4010006000	999	Fund Cash Account	008007705	400.00	
1439450	5/9/2018	NSF Check	0610	AGA0000	4010007000	999	Fund Cash Account	008007705	2,058.83	
1439450	5/9/2018	NSF Check	0610	AGA0000	4010001001	999	Fund Cash Account	008007705	31,178.50	
1439450	5/9/2018	NSF Check	0610	AGA0000	4010005001	999	Fund Cash Account	008007705	5,971.00	
1439450	5/9/2018	NSF Check	0610	AGA0000	4010000900	999	Fund Cash Account	008007705	1,842.64	
1439450	5/9/2018	NSF Check	0930	TUT0000	4021009001	999	Fund Cash Account	008007705	632.70	
Totals for: 5/9/2018							Count: 12		78,165.74	78,165.74
1441505	5/11/2018	Various ch	0069	ARK0000	4099999900	122	Other Chargebacks			24,675.55
1441505	5/11/2018	Various ch	0710	PWP2500	4047099000	999	Fund Cash Account		10.00	
1441505	5/11/2018	Various ch	0710	TMP0300	4041047000	999	Fund Cash Account		24,665.55	
Totals for: 5/11/2018							Count: 3		24,675.55	24,675.55
1441871	5/14/2018	Various Ch	0069	ARK0000	4099999900	122	Other Chargebacks			115.00
1441871	5/14/2018	Various Ch	0645	BAA0100	4031068000	999	Fund Cash Account		35.00	
1441871	5/14/2018	Various Ch	0645	BAA0100	4041028000	999	Fund Cash Account		50.00	

Run Date: 6/29/2018
 Run Time: 6:21:53PM

Checks Charged Off Detail

Start Date: 7/1/2017 End Date: 6/29/2018

Page: 39
 User: 0

Jnl. Entry #	Trx. Date	Ref #	Agency	Fund	Rev Code	Ledger	Ledger Desc.	Description	Debit Amount	Credit Amount
1441871	5/14/2018	Various Ch0645	BAA0100	4041034000	999	Fund Cash Account			30.00	
Totals for: 5/14/2018							Count: 4		115.00	115.00
1442408	5/16/2018	NSF Check0069	ARK0000	4099999900	120	DF&A Chargebacks				10,645.35
1442408	5/16/2018	NSF Check0610	AGA0000	4010005000	999	Fund Cash Account	008007711		9,719.00	
1442408	5/16/2018	NSF Check0610	AGA0000	4010007000	999	Fund Cash Account	008007711		270.00	
1442408	5/16/2018	NSF Check0610	AGA0000	4010001001	999	Fund Cash Account	008007711		656.35	
1442765	5/16/2018	Various Ch0069	ARK0000	4099999900	122	Other Chargebacks				263.50
1442765	5/16/2018	Various Ch0080	SDG0000	4033009000	999	Fund Cash Account			198.50	
1442765	5/16/2018	Various Ch0960	SMP0100	4031062000	999	Fund Cash Account			15.00	
1442765	5/16/2018	Various Ch0261	STR0000	4033031000	999	Fund Cash Account			50.00	
Totals for: 5/16/2018							Count: 8		10,908.85	10,908.85
1443196	5/17/2018	Various Ch0069	ARK0000	4099999900	122	Other Chargebacks				365.00
1443196	5/17/2018	Various Ch0283	NPB0000	4043002000	999	Fund Cash Account			70.00	
1443196	5/17/2018	Various Ch0800	MLS0100	4031012000	999	Fund Cash Account			270.00	
1443196	5/17/2018	Various Ch0800	MLS0100	4033027000	999	Fund Cash Account			25.00	
Totals for: 5/17/2018							Count: 4		365.00	365.00
1444338	5/21/2018	REV CHG 0069	ARK0000	4099999900	120	DF&A Chargebacks				159.00
1444338	5/21/2018	REV CHG 0630	TAX0000	4040016000	999	Fund Cash Account			159.00	
Totals for: 5/21/2018							Count: 2		159.00	159.00
1445196	5/23/2018	NSF Check0069	ARK0000	4099999900	120	DF&A Chargebacks				43,728.58
1445196	5/23/2018	NSF Check0610	AGA0000	4010005000	999	Fund Cash Account	008007717		19,248.93	
1445196	5/23/2018	NSF Check0610	AGA0000	4010006000	999	Fund Cash Account	008007717		948.00	

Run Date: 6/29/2018
 Run Time: 6:21:53PM

Checks Charged Off Detail

Start Date: 7/1/2017 End Date: 6/29/2018

Page: 40
 User: 0

Jnl. Entry #	Trx. Date	Ref #	Agency	Fund	Rev Code	Ledger	Ledger Desc.	Description	Debit Amount	Credit Amount
1445196	5/23/2018	NSF Check0610	0610	AGA0000	4010007000	999	Fund Cash Account	008007717	8.15	
1445196	5/23/2018	NSF Check0610	0610	AGA0000	4010001001	999	Fund Cash Account	008007717	22,729.58	
1445196	5/23/2018	NSF Check0610	0610	AGA0000	4010000900	999	Fund Cash Account	008007717	793.92	
Totals for: 5/23/2018							Count: 6		43,728.58	43,728.58
1447499	5/29/2018	VARIOUS 0069	0069	ARK0000	4099999900	122	Other Chargebacks			25.00
1447499	5/29/2018	VARIOUS 0229	0229	TFH0000	4031016100	999	Fund Cash Account		25.00	
Totals for: 5/29/2018							Count: 2		25.00	25.00
1448046	5/30/2018	Various Ch0069	0069	ARK0000	4099999900	122	Other Chargebacks			32,632.72
1448046	5/30/2018	Various Ch0080	0080	SDG0000	4033009000	999	Fund Cash Account		46.00	
1448046	5/30/2018	Various Ch0248	0248	NRE0001	4043002000	999	Fund Cash Account		30.00	
1448046	5/30/2018	Various Ch0710	0710	PWP2500	4047099000	999	Fund Cash Account		80.00	
1448046	5/30/2018	Various Ch0710	0710	TMP0300	4041047000	999	Fund Cash Account		24,421.72	
1448046	5/30/2018	Various Ch0385	0385	NVA0000	4044003000	999	Fund Cash Account		4,030.00	
1448046	5/30/2018	Various Ch0995	0995	MWH0200	4048003000	999	Fund Cash Account		4,025.00	
Totals for: 5/30/2018							Count: 7		32,632.72	32,632.72
1448366	5/31/2018	NSF Check0069	0069	ARK0000	4099999900	120	DF&A Chargebacks			72,725.63
1448366	5/31/2018	NSF Check0610	0610	AGA0000	4010005000	999	Fund Cash Account	008007723	4,438.00	
1448366	5/31/2018	NSF Check0610	0610	AGA0000	4010006000	999	Fund Cash Account	008007723	948.00	
1448366	5/31/2018	NSF Check0610	0610	ARH0000	4040006000	999	Fund Cash Account	008007723	47,000.00	
1448366	5/31/2018	NSF Check0610	0610	AGA0000	4010001001	999	Fund Cash Account	008007723	20,139.63	
1448366	5/31/2018	NSF Check0610	0610	AGA0000	4010000900	999	Fund Cash Account	008007723	200.00	
1448477	5/31/2018	Various ch0069	0069	ARK0000	4099999900	122	Other Chargebacks			245.00
1448477	5/31/2018	Various ch0960	0960	SEF0100	4031005000	999	Fund Cash Account		30.00	

Run Date: 6/29/2018
 Run Time: 6:21:53PM

Checks Charged Off Detail

Start Date: 7/1/2017 End Date: 6/29/2018

Page: 41
 User: 0

Jnl. Entry #	Trx. Date	Ref #	Agency	Fund	Rev Code	Ledger	Ledger Desc.	Description	Debit Amount	Credit Amount
1448477	5/31/2018	Various ch0960	SMP0100	SMP0100	4031062000	999	Fund Cash Account		35.00	
1448477	5/31/2018	Various ch0960	SMP0100	SMP0100	4031075000	999	Fund Cash Account		10.00	
1448477	5/31/2018	Various ch0990	MJA0100	MJA0100	4031005000	999	Fund Cash Account		20.00	
1448477	5/31/2018	Various ch0645	BAA2000	BAA2000	4031079000	999	Fund Cash Account		150.00	
Totals for: 5/31/2018							Count: 12		72,970.63	72,970.63
1449477	6/4/2018	REV CHAF0069	ARK0000	ARK0000	4099999900	120	DF&A Chargebacks			1,250.00
1449477	6/4/2018	REV CHAF0630	AGA0000	AGA0000	4013006001	999	Fund Cash Account		1,250.00	
Totals for: 6/4/2018							Count: 2		1,250.00	1,250.00
1449849	6/5/2018	VARIOUS 0069	ARK0000	ARK0000	4099999900	122	Other Chargebacks			100.00
1449849	6/5/2018	VARIOUS 0224	NLC0000	NLC0000	4043002000	999	Fund Cash Account		100.00	
1449967	6/5/2018	Various Ch0069	ARK0000	ARK0000	4099999900	122	Other Chargebacks			337.50
1449967	6/5/2018	Various Ch0430	SIL0100	SIL0100	4031010000	999	Fund Cash Account		337.50	
Totals for: 6/5/2018							Count: 4		437.50	437.50
1450258	6/6/2018	NSF Check0069	ARK0000	ARK0000	4099999900	120	DF&A Chargebacks			14,760.78
1450258	6/6/2018	NSF Check0610	AGA0000	AGA0000	4010005000	999	Fund Cash Account	008007728	9,669.09	
1450258	6/6/2018	NSF Check0610	AGA0000	AGA0000	4010007000	999	Fund Cash Account	008007728	1,943.98	
1450258	6/6/2018	NSF Check0610	AGA0000	AGA0000	4010001001	999	Fund Cash Account	008007728	2,826.00	
1450258	6/6/2018	NSF Check0610	AGA0000	AGA0000	4010000900	999	Fund Cash Account	008007728	321.71	
Totals for: 6/6/2018							Count: 5		14,760.78	14,760.78
1451688	6/7/2018	NSF Check0069	ARK0000	ARK0000	4099999900	120	DF&A Chargebacks			80.00
1451688	6/7/2018	NSF Check0610	AGA0000	AGA0000	4013009000	999	Fund Cash Account	008007731	80.00	

Run Date: 6/29/2018
 Run Time: 6:21:53PM

Checks Charged Off Detail

Start Date: 7/1/2017 End Date: 6/29/2018

Page: 42
 User: 0

Jnl. Entry #	Trx. Date	Ref #	Agency	Fund	Rev Code	Ledger	Ledger Desc.	Description	Debit Amount	Credit Amount
Totals for: 6/7/2018							Count: 2		80.00	80.00
1452661	6/11/2018	REV CHG 0069	ARK0000	ARK0000	4099999900	120	DF&A Chargebacks			1,089.75
1452661	6/11/2018	REV CHG 0630	TAX0000	TAX0000	4040016000	999	Fund Cash Account		1,089.75	
Totals for: 6/11/2018							Count: 2		1,089.75	1,089.75
1453812	6/13/2018	NSF Check0069	ARK0000	ARK0000	4099999900	120	DF&A Chargebacks			39,004.05
1453812	6/13/2018	NSF Check0610	AGA0000	AGA0000	4010005000	999	Fund Cash Account	008007744	26,175.31	
1453812	6/13/2018	NSF Check0610	AGA0000	AGA0000	4010007000	999	Fund Cash Account	008007744	119.08	
1453812	6/13/2018	NSF Check0610	AGA0000	AGA0000	4010001001	999	Fund Cash Account	008007744	11,777.67	
1453812	6/13/2018	NSF Check0610	AGA0000	AGA0000	4010000900	999	Fund Cash Account	008007744	931.99	
1453973	6/13/2018	Correct Joi0069	ARK0000	ARK0000	4099999900	122	Other Chargebacks			693.00
1453973	6/13/2018	Correct Joi0283	NPB0000	NPB0000	4043002000	999	Fund Cash Account		60.00	
1453973	6/13/2018	Correct Joi0645	BAA0100	BAA0100	4031068000	999	Fund Cash Account		35.00	
1453973	6/13/2018	Correct Joi0710	PWP2500	PWP2500	4047099000	999	Fund Cash Account		10.00	
1453973	6/13/2018	Correct Joi0960	SEF0100	SEF0100	4031005000	999	Fund Cash Account		21.00	
1453973	6/13/2018	Correct Joi0960	SMP0100	SMP0100	4031062000	999	Fund Cash Account		100.00	
1453973	6/13/2018	Correct Joi0990	MJA0100	MJA0100	4031005000	999	Fund Cash Account		10.00	
1453973	6/13/2018	Correct Joi0645	SHA0000	SHA0000	4033028000	999	Fund Cash Account		260.00	
1453973	6/13/2018	Correct Joi0645	BAA0100	BAA0100	4042003000	999	Fund Cash Account		17.00	
1453973	6/13/2018	Correct Joi0224	NLC0000	NLC0000	4043002000	999	Fund Cash Account		50.00	
1453973	6/13/2018	Correct Joi0960	SEF0100	SEF0100	4041061000	999	Fund Cash Account		30.00	
1453973	6/13/2018	Correct Joi0298	SXV0100	SXV0100	4041002000	999	Fund Cash Account		100.00	
Totals for: 6/13/2018							Count: 17		39,697.05	39,697.05
1455000	6/15/2018	Various Ch0069	ARK0000	ARK0000	4099999900	122	Other Chargebacks			340.00

Run Date: 6/29/2018
 Run Time: 6:21:53PM

Checks Charged Off Detail

Start Date: 7/1/2017 End Date: 6/29/2018

Page: 43
 User: 0

Jnl. Entry #	Trx. Date	Ref #	Agency	Fund	Rev Code	Ledger	Ledger Desc.	Description	Debit Amount	Credit Amount
1455000	6/15/2018	Various	Ch0990	MJA0100	4041028000	999	Fund Cash Account		120.00	
1455000	6/15/2018	Various	Ch0292	NSA0000	4041007000	999	Fund Cash Account		80.00	
1455000	6/15/2018	Various	Ch0292	NSA0000	4041002000	999	Fund Cash Account		140.00	
Totals for: 6/15/2018							Count: 4		340.00	340.00
1455563	6/18/2018	REV CHAF0069		ARK0000	4099999900	120	DF&A Chargebacks			68,798.00
1455563	6/18/2018	REV CHAF0630		TAX0000	4040016000	999	Fund Cash Account		67,798.00	
1455563	6/18/2018	REV CHAF0630		AGA0000	4013006001	999	Fund Cash Account		1,000.00	
Totals for: 6/18/2018							Count: 3		68,798.00	68,798.00
1456112	6/19/2018	Various	Ch0069	ARK0000	4099999900	122	Other Chargebacks			1,660.00
1456112	6/19/2018	Various	Ch0385	NVA0000	4044003000	999	Fund Cash Account		1,660.00	
Totals for: 6/19/2018							Count: 2		1,660.00	1,660.00
1456748	6/20/2018	NSF Check0069		ARK0000	4099999900	120	DF&A Chargebacks			18,458.18
1456748	6/20/2018	NSF Check0610		AGA0000	4010005000	999	Fund Cash Account	008007755	2,587.38	
1456748	6/20/2018	NSF Check0610		AGA0000	4010006000	999	Fund Cash Account	008007755	400.00	
1456748	6/20/2018	NSF Check0610		AGA0000	4010001001	999	Fund Cash Account	008007755	14,190.19	
1456748	6/20/2018	NSF Check0610		AGA0000	4010000900	999	Fund Cash Account	008007755	1,280.61	
Totals for: 6/20/2018							Count: 5		18,458.18	18,458.18
1458183	6/21/2018	Various	Ch0069	ARK0000	4099999900	122	Other Chargebacks			150.00
1458183	6/21/2018	Various	Ch0930	MWW0000	4043002000	999	Fund Cash Account		150.00	
1458374	6/21/2018	VARIOUS	0069	ARK0000	4099999900	122	Other Chargebacks			1,084.70
1458374	6/21/2018	VARIOUS	0090	RRA0000	4033014000	999	Fund Cash Account		1,084.70	

Run Date: 6/29/2018
 Run Time: 6:21:53PM

Checks Charged Off Detail

Start Date: 7/1/2017 End Date: 6/29/2018

Page: 44
 User: 0

Jnl. Entry #	Trx. Date	Ref #	Agency	Fund	Rev Code	Ledger	Ledger Desc.	Description	Debit Amount	Credit Amount
Totals for: 6/21/2018							Count: 4		1,234.70	1,234.70
1461025	6/27/2018	NSF Check0069	ARK0000	4099999900	120	DF&A Chargebacks				66,862.68
1461025	6/27/2018	NSF Check0610	AGA0000	4010005000	999	Fund Cash Account	008007761		11,180.15	
1461025	6/27/2018	NSF Check0610	AGA0000	4010006000	999	Fund Cash Account	008007761		10,700.00	
1461025	6/27/2018	NSF Check0610	AGA0000	4010007000	999	Fund Cash Account	008007761		1,428.56	
1461025	6/27/2018	NSF Check0610	ARH0000	4040005000	999	Fund Cash Account	008007761		12.00	
1461025	6/27/2018	NSF Check0610	ARH0000	4040006000	999	Fund Cash Account	008007761		15,740.00	
1461025	6/27/2018	NSF Check0610	AGA0000	4010001001	999	Fund Cash Account	008007761		27,464.15	
1461025	6/27/2018	NSF Check0610	AGA0000	4010000900	999	Fund Cash Account	008007761		337.82	
Totals for: 6/27/2018							Count: 8		66,862.68	66,862.68
1461844	6/28/2018	Var Chgeb0710	PWP2000	4047099000	999	Fund Cash Account			10.00	
1461844	6/28/2018	Var Chgeb0710	PWP2500	4047099000	999	Fund Cash Account				10.00
1462006	6/28/2018	Various Ch0069	ARK0000	4099999900	122	Other Chargebacks				667.00
1462006	6/28/2018	Various Ch0080	SDG0000	4033009000	999	Fund Cash Account			60.00	
1462006	6/28/2018	Various Ch0425	TSI4500	4031026000	999	Fund Cash Account			60.00	
1462006	6/28/2018	Various Ch0710	PWP2500	4047099000	999	Fund Cash Account			10.00	
1462006	6/28/2018	Various Ch0960	SEF0100	4031005000	999	Fund Cash Account			2.00	
1462006	6/28/2018	Various Ch0645	SHA0000	4033028000	999	Fund Cash Account			35.00	
1462006	6/28/2018	Various Ch0645	BAA2000	4031079000	999	Fund Cash Account			150.00	
1462006	6/28/2018	Various Ch0960	SEF0100	4041061000	999	Fund Cash Account			10.00	
1462006	6/28/2018	Various Ch0205	NAR0000	4041028000	999	Fund Cash Account			40.00	
1462006	6/28/2018	Various Ch0205	NAR0000	4043002000	999	Fund Cash Account			300.00	
Totals for: 6/28/2018							Count: 12		677.00	677.00

Run Date: 6/29/2018
Run Time: 6:21:53PM

Checks Charged Off Detail

Start Date: 7/1/2017 End Date: 6/29/2018

Page: 45
User: 0

Jnl. Entry #	Trx. Date	Ref #	Agency	Fund	Rev Code	Ledger	Ledger Desc.	Description	Debit Amount	Credit Amount
1462843	6/29/2018	Various Ch0069	ARK0000	ARK0000	4099999900	122	Other Chargebacks			516.00
1462843	6/29/2018	Various Ch0955	SCE0000	SCE0000	4027001000	999	Fund Cash Account		516.00	
Totals for: 6/29/2018							Count: 2		516.00	516.00
Grand Total							Count: 838		4,514,481.34	4,514,481.34

Run Date: 6/29/2018
 Run Time: 6:22:51PM

Demand Account Activity

Start Date: 6/29/2018 End Date: 6/29/2018

Page: 1
 User: 0

Jnl. Entry	Ref #	Trx. Date	Ledger	Debit Amount	Credit Amount	
<u>230 - Regions Bank</u>						
1462774	1833462	6/29/2018	230	234,676.34		
1462897	1833577	6/29/2018	230	192,478.35		
1462892	1833575	6/29/2018	230	122,368.09		
1462891	1833574	6/29/2018	230	75,155.48		
1462895	1833576	6/29/2018	230	2,221.00		
1462890	1833573	6/29/2018	230	2,124.39		
Totals for: 230 - Regions Bank				Count: 6	629,023.65	0.00
<u>260 - Bank of the Ozarks</u>						
1462947	Back Out Journal Er	6/29/2018	260	18,000,000.00		
1462931	Back Out Journal Er	6/29/2018	260	18,000,000.00		
1462912	182700611	6/29/2018	260		18,000,000.00	
1462948	Correct Journal Entr	6/29/2018	260		18,000,000.00	
1462944	Correct Journal Entr	6/29/2018	260		17,000,000.00	
Totals for: 260 - Bank of the Ozarks				Count: 5	36,000,000.00	53,000,000.00
<u>270 - Bank Of America</u>						
1462910	182700614	6/29/2018	270	405,000,000.00		
1462949	Back Out Journal Er	6/29/2018	270	121,000,000.00		
1462948	Correct Journal Entr	6/29/2018	270	18,000,000.00		
1462944	Correct Journal Entr	6/29/2018	270	17,000,000.00		
1462922	1833583	6/29/2018	270	6,370,539.77		
1462810	1833511	6/29/2018	270	6,107,097.03		
1462939	1833584	6/29/2018	270	5,938,829.78		
1462878	1833559	6/29/2018	270	4,820,776.28		
1462855	182700601EFT AIR:	6/29/2018	270	3,793,833.64		
1462877	1833558	6/29/2018	270	1,495,277.90		
1462775	1833463	6/29/2018	270	953,223.68		
1462941	1833585	6/29/2018	270	654,599.97		
1462838	1833528	6/29/2018	270	563,656.29		
1462911	1833580	6/29/2018	270	519,369.73		
1462937	182700602CC AIRS	6/29/2018	270	152,269.43		
1462795	1833483	6/29/2018	270	127,929.09		
1462790	1833478	6/29/2018	270	100,000.00		
1462917	1833581	6/29/2018	270	89,915.00		
1462876	1833557	6/29/2018	270	88,568.64		
1462919	1833582	6/29/2018	270	79,267.29		
1462902	182700610	6/29/2018	270	64,930.17		
1462791	1833479	6/29/2018	270	54,268.71		
1462792	1833480	6/29/2018	270	46,804.46		
1462755	1833434	6/29/2018	270	46,147.13		
1462794	1833482	6/29/2018	270	37,544.72		
1462942	182700604IRPCC A	6/29/2018	270	33,081.61		
1462793	1833481	6/29/2018	270	30,908.93		
1462943	1833586	6/29/2018	270	28,981.19		
1462019	1833425	6/29/2018	270	26,640.00		
1462945	182700605ABCLICE	6/29/2018	270	23,300.00		
1462875	1833556	6/29/2018	270	21,940.09		
1462024	1833427	6/29/2018	270	20,170.00		
1462807	1833496	6/29/2018	270	17,923.50		
1462270	1833431	6/29/2018	270	17,130.00		
1462840	1833529	6/29/2018	270	14,500.72		
1462260	1833429	6/29/2018	270	13,070.00		
1462934	1833598	6/29/2018	270	11,925.75		

Run Date: 6/29/2018
Run Time: 6:22:51PM

Demand Account Activity

Start Date: 6/29/2018 End Date: 6/29/2018

Page: 2
User: 0

Jnl. Entry	Ref #	Trx. Date	Ledger	Debit Amount	Credit Amount
1462762	1833438	6/29/2018	270	11,150.00	
1462753	1833433	6/29/2018	270	10,261.00	
1462909	1833579	6/29/2018	270	8,725.69	
1462788	1833476	6/29/2018	270	8,309.44	
1462869	1833551	6/29/2018	270	7,052.90	
1462020	1833426	6/29/2018	270	6,440.00	
1462832	1833523	6/29/2018	270	5,810.00	
1462930	1833597	6/29/2018	270	5,640.00	
1462758	1833435	6/29/2018	270	5,286.50	
1462789	1833477	6/29/2018	270	4,814.99	
1462026	1833428	6/29/2018	270	4,690.00	
1462835	1833525	6/29/2018	270	3,787.00	
1462293	1833432	6/29/2018	270	3,325.00	
1462844	1833430	6/29/2018	270	2,905.00	
1462837	1833527	6/29/2018	270	2,245.00	
1462809	1833510	6/29/2018	270	2,200.00	
1462764	1833439	6/29/2018	270	2,100.00	
1462786	1833474	6/29/2018	270	2,022.50	
1462907	1833578	6/29/2018	270	1,752.44	
1462800	1833490	6/29/2018	270	1,735.00	
1462929	1833590	6/29/2018	270	1,400.00	
1462921	1833589	6/29/2018	270	1,300.00	
1462871	1833553	6/29/2018	270	1,290.00	
1462831	1833522	6/29/2018	270	1,090.00	
1462799	1833489	6/29/2018	270	992.50	
1462804	1833494	6/29/2018	270	982.59	
1462870	1833552	6/29/2018	270	815.00	
1462868	1833550	6/29/2018	270	791.00	
1462940	182700603IFTA AIR	6/29/2018	270	741.10	
1462811	1833512	6/29/2018	270	597.20	
1462873	1833554	6/29/2018	270	535.41	
1462787	1833475	6/29/2018	270	524.00	
1462780	1833468	6/29/2018	270	511.00	
1462801	1833491	6/29/2018	270	420.00	
1462880	1833560	6/29/2018	270	413.23	
1462781	1833469	6/29/2018	270	385.00	
1462874	1833555	6/29/2018	270	380.93	
1462782	1833470	6/29/2018	270	373.50	
1462783	1833471	6/29/2018	270	318.00	
1462833	1833524	6/29/2018	270	310.00	
1462836	1833526	6/29/2018	270	260.00	
1462784	1833472	6/29/2018	270	250.00	
1462814	1833514	6/29/2018	270	250.00	
1462867	1833549	6/29/2018	270	210.00	
1462802	1833492	6/29/2018	270	166.00	
1462785	1833473	6/29/2018	270	165.00	
1462808	1833509	6/29/2018	270	95.00	
1462017	1833423	6/29/2018	270	90.00	
1462806	1833495	6/29/2018	270	75.00	
1462778	1833466	6/29/2018	270	70.00	
1462779	1833467	6/29/2018	270	50.00	
1462776	1833464	6/29/2018	270	35.00	
1462828	1833519	6/29/2018	270	22.80	
1462829	1833520	6/29/2018	270	22.80	
1462798	1833488	6/29/2018	270	20.00	
1462018	1833424	6/29/2018	270	16.63	

Run Date: 6/29/2018
 Run Time: 6:22:51PM

Demand Account Activity

Start Date: 6/29/2018 End Date: 6/29/2018

Page: 3
 User: 0

Jnl. Entry	Ref #	Trx. Date	Ledger	Debit Amount	Credit Amount	
1462933	1833591	6/29/2018	270	16.49		
1462830	1833521	6/29/2018	270	14.40		
1462777	1833465	6/29/2018	270	13.00		
1462803	1833493	6/29/2018	270	10.00		
1462812	1833513	6/29/2018	270	4.25		
1462894	1833592	6/29/2018	270	0.30		
1462805	CD ACH Bank Trans	6/29/2018	270		917,000.00	
1462872	8007764 EFT REV C	6/29/2018	270		14,178.36	
1462896	182700606	6/29/2018	270		95,746,543.07	
1462899	182700608	6/29/2018	270		73,767,764.85	
1462906	182700614	6/29/2018	270		145,225,900.63	
1462914	182700612	6/29/2018	270		121,000,000.00	
1462950	Correct Journal Entr	6/29/2018	270		139,000,000.00	
1462931	Back Out Journal Er	6/29/2018	270		18,000,000.00	
1462968	182700615	6/29/2018	270		20,700.00	
Totals for: 270 - Bank Of America				Count: 108	593,480,700.09	593,692,086.91

Run Date: 6/29/2018
 Run Time: 6:22:51PM

Demand Account Activity

Start Date: 6/29/2018 End Date: 6/29/2018

Page: 4
 User: 0

Jnl. Entry	Ref #	Trx. Date	Ledger	Debit Amount	Credit Amount	
<u>300 - Simmons Pine Bluff</u>						
1462950	Correct Journal Entr	6/29/2018	300	139,000,000.00		
1462914	182700612	6/29/2018	300	121,000,000.00		
1462912	182700611	6/29/2018	300	18,000,000.00		
1462926	183000606CHECK2	6/29/2018	300	4,156,573.43		
1462920	183000603	6/29/2018	300	2,676,840.99		
1462927	183000607SRO AIR	6/29/2018	300	2,311,030.08		
1462928	183000608OTHER /	6/29/2018	300	1,028,584.47		
1462935	183000610CHECK2	6/29/2018	300	523,888.35		
1462925	183000605CASH OI	6/29/2018	300	31,155.40		
1462924	183000604SRO AIR	6/29/2018	300	11,101.20		
1462932	183000609CASH OI	6/29/2018	300	3,596.86		
1462915	183000601	6/29/2018	300	3,575.25		
1462918	183000602	6/29/2018	300	534.00		
1462901	182700609	6/29/2018	300		23,139,858.27	
1462947	Back Out Journal Er	6/29/2018	300		18,000,000.00	
1462949	Back Out Journal Er	6/29/2018	300		121,000,000.00	
Totals for: 300 - Simmons Pine Bluff				Count: 16	288,746,880.03	162,139,858.27
Grand Total				Count: 135	918,856,603.77	808,831,945.18

Run Date: 6/29/2018
Run Time: 6:24:16PM

Demand Account Activity

Start Date: 7/1/2017 End Date: 6/29/2018

Page: 1
User: 0

<u>Jnl. Entry</u>	<u>Ref #</u>	<u>Trx. Date</u>	<u>Ledger</u>	<u>Debit Amount</u>	<u>Credit Amount</u>
<u>225 - US Bank</u>					
1333079	1801800	7/24/2017	225	3.25	
1340659	1803675	8/14/2017	225	3.05	
1355039	1806979	9/19/2017	225	3.05	
1362593	172251001	10/10/2017	225	70,000.00	
1364087	172251001	10/12/2017	225		69,000.00
1370743	1810621	10/30/2017	225	2.95	
1378114	1812752	11/21/2017	225	3.14	
1381712	182701106	11/30/2017	225	55,000.00	
1382931	172251201	12/5/2017	225		54,650.00
1387121	1815092	12/15/2017	225	3.03	
1395490	1817086	1/10/2018	225	3.09	
1406737	1820011	2/12/2018	225	3.09	
1413266	082700314	3/1/2018	225	61,000.00	
1415263	182250301	3/6/2018	225		61,000.00
1419709	1823355	3/16/2018	225	2.79	
1432046	1826375	4/18/2018	225	3.15	
1439976	182700501VAULT C	5/9/2018	225	63,000.00	
1441122	182250501	5/10/2018	225		63,150.00
1441499	1828596	5/11/2018	225	2.99	
1453959	1831625	6/13/2018	225	3.03	

Totals for: **225 - US Bank**

Count: **20 249,036.61 247,800.00**

230 - Regions Bank

1325034	1800005	7/3/2017	230	121,449.92	
1325033	182700701	7/3/2017	230		1,000,000.00
1325363	1800066	7/5/2017	230	183,732.95	
1325362	1800059	7/5/2017	230	20,364.08	
1326453	1800121	7/6/2017	230	59,806.00	
1326460	1800141	7/6/2017	230	23,421.60	
1325395	1800123	7/6/2017	230	20,595.16	
1326422	1800124	7/6/2017	230	7,873.46	
1326465	1800142	7/6/2017	230	50.93	
1326958	1800298	7/7/2017	230	12,119,534.00	
1326860	1800203	7/7/2017	230	366,977.31	
1326859	1800202	7/7/2017	230	58,536.25	
1326887	1800232	7/7/2017	230	1,770.26	
1326888	1800233	7/7/2017	230	18.07	
1326977	182700711	7/7/2017	230		12,000,000.00
1327339	1800355	7/10/2017	230	997,283.22	
1327416	1800420	7/10/2017	230	144,374.41	
1326998	1800321	7/10/2017	230	46,599.87	
1327338	1800354	7/10/2017	230	58.00	
1327340	1800356	7/10/2017	230	0.94	
1327385	172300701	7/10/2017	230		1,000,000.00
1327751	1800443	7/11/2017	230	340,485.16	
1327752	1800444	7/11/2017	230	37,395.09	
1327797	1800489	7/11/2017	230	30,579.22	
1327798	1800490	7/11/2017	230	0.45	
1327445	182700708	7/11/2017	230		1,000,000.00
1328322	1800679	7/12/2017	230	307,440.00	
1328344	1800699	7/12/2017	230	19,295.63	
1328258	1800642	7/12/2017	230	7,075.63	
1328343	1800698	7/12/2017	230	5,808.51	
1328341	1800697	7/12/2017	230	4,639.26	

Run Date: 6/29/2018
 Run Time: 6:24:16PM

Demand Account Activity

Page: 2
 User: 0

Start Date: 7/1/2017 End Date: 6/29/2018

Jnl. Entry	Ref #	Trx. Date	Ledger	Debit Amount	Credit Amount
1328199	1800575	7/12/2017	230	2,074.68	
1328198	1800574	7/12/2017	230	1,555.81	
1328320	1800678	7/12/2017	230	320.72	
1328419	1800790	7/13/2017	230	20,298.26	
1328707	1800791	7/13/2017	230	13.72	
1329073	1800850	7/14/2017	230	20,297,668.92	
1329075	1800852	7/14/2017	230	10,795,398.00	
1329127	1800915	7/14/2017	230	1,077,075.10	
1329074	1800851	7/14/2017	230	273,835.00	
1329070	1800847	7/14/2017	230	70,436.33	
1329049	1800846	7/14/2017	230	29,381.65	
1329184	1800968	7/14/2017	230	10,459.42	
1329066	1800914	7/14/2017	230	5,411.21	
1329183	1800967	7/14/2017	230	2,832.07	
1329072	1800849	7/14/2017	230	1,000.92	
1329071	1800848	7/14/2017	230	459.86	
1329158	172300701	7/14/2017	230		32,000,000.00
1329595	1801099	7/17/2017	230	218,777.84	
1329541	1801039	7/17/2017	230	23,824.03	
1329540	1801038	7/17/2017	230	64.61	
1329539	1801037	7/17/2017	230	22.50	
1329542	1801040	7/17/2017	230	0.25	
1329626	172600701	7/17/2017	230		1,000,000.00
1329947	1801126	7/18/2017	230	419,632.33	
1330039	1801197	7/18/2017	230	55,125.54	
1329997	1801171	7/18/2017	230	29,370.72	
1330018	1801227	7/18/2017	230	22,000.00	
1329945	1801125	7/18/2017	230	14,200.00	
1330787	1801343	7/19/2017	230	374,096.41	
1330821	1801344	7/19/2017	230	140,101.07	
1330823	1801346	7/19/2017	230	20,160.00	
1330822	1801345	7/19/2017	230	9,171.30	
1330752	1801296	7/19/2017	230	6,024.96	
1330714	1801259	7/19/2017	230	265.48	
1330749	1801295	7/19/2017	230	1.51	
1330844	172300701	7/19/2017	230		1,000,000.00
1330915	1801413	7/20/2017	230	21,389,377.76	
1332058	1801520	7/20/2017	230	1,000,021.00	
1330916	1801414	7/20/2017	230	990,821.04	
1330880	1801386	7/20/2017	230	53,467.00	
1330889	1801387	7/20/2017	230	34,638.06	
1331001	1801470	7/20/2017	230	26,795.13	
1332053	1801519	7/20/2017	230	11,148.61	
1331002	1801471	7/20/2017	230	58.66	
1332081	172700701	7/20/2017	230		24,000,000.00
1332551	1801668	7/21/2017	230	18,144,808.00	
1332403	1801568	7/21/2017	230	372,009.06	
1332411	1801569	7/21/2017	230	183,571.45	
1332509	1801661	7/21/2017	230	151,316.66	
1332405	1801566	7/21/2017	230	126,289.72	
1332550	1801667	7/21/2017	230	50,661.00	
1332412	1801570	7/21/2017	230	34,442.19	
1332085	1801564	7/21/2017	230	23,995.05	
1332549	1801666	7/21/2017	230	11,741.51	
1332413	1801571	7/21/2017	230	7,657.80	
1332508	1801660	7/21/2017	230	3,990.24	

Run Date: 6/29/2018
 Run Time: 6:24:16PM

Demand Account Activity

Start Date: 7/1/2017 End Date: 6/29/2018

Page: 3
 User: 0

Jnl. Entry	Ref #	Trx. Date	Ledger	Debit Amount	Credit Amount
1332406	1801567	7/21/2017	230	1,953.68	
1332507	1801659	7/21/2017	230	1,675.95	
1332404	1801565	7/21/2017	230	1,593.58	
1332506	1801658	7/21/2017	230	2.96	
1332540	172300701	7/21/2017	230		18,000,000.00
1333008	1801739	7/24/2017	230	29,797.57	
1332940	1801694	7/24/2017	230	23,000.00	
1332939	1801693	7/24/2017	230	11,181.90	
1333093	1801817	7/24/2017	230	3,382.00	
1333007	1801738	7/24/2017	230	3,361.41	
1333083	1801804	7/24/2017	230	484.72	
1333006	1801737	7/24/2017	230	103.72	
1333005	1801736	7/24/2017	230	16.37	
1332974	172300701	7/24/2017	230		1,000,000.00
1333113	1801824	7/25/2017	230	187,964.62	
1333418	1801859	7/25/2017	230	111,482.13	
1333448	1801858	7/25/2017	230	81,790.27	
1333112	1801823	7/25/2017	230	58,772.84	
1333444	1801857	7/25/2017	230	54.83	
1333880	1801952	7/26/2017	230	137,317.67	
1333941	1801984	7/26/2017	230	23,609.47	
1333570	1801951	7/26/2017	230	263.00	
1333942	1801985	7/26/2017	230	158.20	
1334525	1802191	7/27/2017	230	11,853,433.00	
1334431	1802128	7/27/2017	230	134,956.54	
1334044	1802063	7/27/2017	230	101,327.07	
1334041	1802060	7/27/2017	230	7,350.81	
1334043	1802062	7/27/2017	230	282.91	
1334042	1802061	7/27/2017	230	214.53	
1334532	1802192	7/27/2017	230	160.00	
1334430	1802127	7/27/2017	230	3.89	
1334531	172300701	7/27/2017	230		13,000,000.00
1334867	1802216	7/28/2017	230	154,981.77	
1334866	1802215	7/28/2017	230	123,147.04	
1334927	1802252	7/28/2017	230	11,058.92	
1334865	1802214	7/28/2017	230	1,967.75	
1334548	1802251	7/28/2017	230	0.90	
1335552	1802316	7/31/2017	230	529,649.62	
1335662	1802393	7/31/2017	230	208,106.85	
1335678	1802414	7/31/2017	230	174,200.00	
1335553	1802317	7/31/2017	230	93,914.37	
1335677	1802413	7/31/2017	230	20,354.51	
1335653	1802391	7/31/2017	230	10,021.57	
1335551	1802315	7/31/2017	230	2,844.67	
1335658	1802392	7/31/2017	230	1,199.46	
1334998	1802314	7/31/2017	230	367.58	
1335636	1802390	7/31/2017	230	4.53	
1336034	1802530	8/1/2017	230	636,306.12	
1335727	1802433	8/1/2017	230	135,859.88	
1335938	1802434	8/1/2017	230	47,724.73	
1336017	1802498	8/1/2017	230	22,000.00	
1336031	1802517	8/1/2017	230	9,055.62	
1335723	1802423	8/1/2017	230	238.23	
1336018	1802499	8/1/2017	230	153.05	
1336019	1802500	8/1/2017	230	5.87	
1336020	1802501	8/1/2017	230	2.30	

Run Date: 6/29/2018
 Run Time: 6:24:16PM

Demand Account Activity

Page: 4
 User: 0

Start Date: 7/1/2017 End Date: 6/29/2018

Jnl. Entry	Ref #	Trx. Date	Ledger	Debit Amount	Credit Amount
1335983	172300801	8/1/2017	230		1,000,000.00
1336477	1802647	8/2/2017	230	138,688.60	
1336425	1802598	8/2/2017	230	89,328.88	
1336474	1802646	8/2/2017	230	15,881.76	
1336367	1802553	8/2/2017	230	11,600.00	
1336423	1802597	8/2/2017	230	501.65	
1336422	1802596	8/2/2017	230	133.99	
1336418	1802595	8/2/2017	230	7.70	
1336476	172300801	8/2/2017	230		1,000,000.00
1337648	1802776	8/3/2017	230	15,944,813.00	
1337607	1802740	8/3/2017	230	1,083,182.15	
1337604	1802737	8/3/2017	230	118,872.80	
1336512	1802674	8/3/2017	230	99,478.85	
1336483	1802656	8/3/2017	230	49,380.00	
1337605	1802738	8/3/2017	230	9,022.93	
1336511	1802673	8/3/2017	230	332.60	
1337606	1802739	8/3/2017	230	112.69	
1336530	172600802	8/3/2017	230		16,000,000.00
1337674	1802805	8/4/2017	230	125,737.84	
1338025	1802868	8/4/2017	230	2,266.93	
1338028	1802870	8/4/2017	230	1,083.96	
1338027	1802869	8/4/2017	230	0.89	
1337953	172700802	8/4/2017	230		2,000,000.00
1338419	1803003	8/7/2017	230	108,403.61	
1338344	1802937	8/7/2017	230	18,262.28	
1338342	1802936	8/7/2017	230	15,739.61	
1338425	1803005	8/7/2017	230	5,571.91	
1338103	1802935	8/7/2017	230	655.07	
1338402	1803002	8/7/2017	230	239.54	
1338424	1803004	8/7/2017	230	5.13	
1338737	1803047	8/8/2017	230	228,678.93	
1338793	1803088	8/8/2017	230	59,543.16	
1338795	1803089	8/8/2017	230	47,068.64	
1338823	1803112	8/8/2017	230	12,302.00	
1338738	1803048	8/8/2017	230	8,691.80	
1339245	1803286	8/9/2017	230	276,769.38	
1339231	1803235	8/9/2017	230	836.25	
1339703	1803370	8/10/2017	230	144,101.81	
1339618	1803308	8/10/2017	230	27,052.83	
1339619	1803309	8/10/2017	230	2,130.53	
1339339	1803307	8/10/2017	230	1,915.75	
1339616	1803306	8/10/2017	230	885.21	
1339704	1803371	8/10/2017	230	40.19	
1339756	172300801	8/10/2017	230		1,000,000.00
1340157	1803471	8/11/2017	230	11,582,261.00	
1340137	1803444	8/11/2017	230	160,503.51	
1340138	1803445	8/11/2017	230	35,052.12	
1340217	1803509	8/11/2017	230	1,421.38	
1340218	1803510	8/11/2017	230	1,273.18	
1340158	172300801	8/11/2017	230		11,000,000.00
1340683	1803692	8/14/2017	230	599,162.00	
1340674	1803672	8/14/2017	230	126,439.58	
1340311	1803596	8/14/2017	230	28,078.88	
1340672	1803686	8/14/2017	230	23,620.00	
1340310	1803595	8/14/2017	230	22,000.00	
1340663	1803679	8/14/2017	230	653.16	

Run Date: 6/29/2018
 Run Time: 6:24:16PM

Demand Account Activity

Start Date: 7/1/2017 End Date: 6/29/2018

Page: 5
 User: 0

Jnl. Entry	Ref #	Trx. Date	Ledger	Debit Amount	Credit Amount
1340312	1803597	8/14/2017	230	358.75	
1340665	172300801	8/14/2017	230		1,000,000.00
1340772	1803762	8/15/2017	230	678,170.75	
1340862	1803828	8/15/2017	230	259,186.49	
1340748	1803733	8/15/2017	230	171,895.28	
1340749	1803734	8/15/2017	230	149,147.48	
1340692	1803701	8/15/2017	230	58,000.00	
1340773	1803763	8/15/2017	230	37,446.89	
1340752	1803764	8/15/2017	230	32,507.25	
1340750	1803735	8/15/2017	230	30,511.07	
1340839	1803815	8/15/2017	230	448.86	
1340779	1803765	8/15/2017	230	420.00	
1340781	1803766	8/15/2017	230	1.32	
1340866	172300801	8/15/2017	230		2,000,000.00
1341488	1803882	8/16/2017	230	23,302,752.00	
1341487	1803881	8/16/2017	230	21,936,363.04	
1341540	1803949	8/16/2017	230	615,091.03	
1341529	1803953	8/16/2017	230	139,680.25	
1341489	1803883	8/16/2017	230	62,023.00	
1341589	1803976	8/16/2017	230	52,467.00	
1341574	1803954	8/16/2017	230	15,881.76	
1341541	1803950	8/16/2017	230	9,841.17	
1341558	1803951	8/16/2017	230	95.95	
1341612	172300801	8/16/2017	230		45,000,000.00
1341617	1803979	8/17/2017	230	100,000.00	
1343082	1804011	8/17/2017	230	98,438.57	
1343158	1804087	8/17/2017	230	87,863.16	
1343166	1804088	8/17/2017	230	34,958.01	
1343170	1804089	8/17/2017	230	6,403.67	
1343171	1804090	8/17/2017	230	1,769.36	
1343083	1804012	8/17/2017	230	1,116.84	
1343173	172300801	8/17/2017	230		1,000,000.00
1343628	1804251	8/18/2017	230	181,000.00	
1343468	1804108	8/18/2017	230	137,588.26	
1343594	1804222	8/18/2017	230	17,651.56	
1343593	1804221	8/18/2017	230	8,563.31	
1343467	1804107	8/18/2017	230	4,739.04	
1343466	1804106	8/18/2017	230	905.27	
1343578	1804220	8/18/2017	230	14.29	
1343982	1804347	8/21/2017	230	193,919.98	
1343981	1804346	8/21/2017	230	15,362.51	
1343924	1804296	8/21/2017	230	6,348.78	
1343980	1804345	8/21/2017	230	928.98	
1343979	1804344	8/21/2017	230	420.00	
1343925	1804297	8/21/2017	230	217.75	
1344003	172600801	8/21/2017	230		1,000,000.00
1344450	1804409	8/22/2017	230	199,719.78	
1344452	1804459	8/22/2017	230	127,826.01	
1344453	1804460	8/22/2017	230	64,284.97	
1344454	1804461	8/22/2017	230	56,820.03	
1344455	1804462	8/22/2017	230	16,304.25	
1344456	1804463	8/22/2017	230	2,370.25	
1345029	1804588	8/23/2017	230	11,449,715.00	
1345032	1804591	8/23/2017	230	100,779.50	
1345031	1804590	8/23/2017	230	35,000.00	
1345030	1804589	8/23/2017	230	19,596.00	

Run Date: 6/29/2018
 Run Time: 6:24:16PM

Demand Account Activity

Start Date: 7/1/2017 End Date: 6/29/2018

Page: 6
 User: 0

Jnl. Entry	Ref #	Trx. Date	Ledger	Debit Amount	Credit Amount
1345033	1804592	8/23/2017	230	1,753.36	
1345035	1804593	8/23/2017	230	200.88	
1344977	172300801	8/23/2017	230		12,000,000.00
1345472	1804726	8/24/2017	230	30,502.56	
1345463	1804725	8/24/2017	230	21,178.00	
1345473	1804727	8/24/2017	230	5,717.41	
1345382	1804648	8/24/2017	230	4,920.98	
1345044	1804612	8/24/2017	230	876.00	
1345477	1804728	8/24/2017	230	788.41	
1345383	1804649	8/24/2017	230	782.98	
1345481	1804729	8/24/2017	230	91.99	
1345533	1804755	8/25/2017	230	432,411.80	
1345536	1804757	8/25/2017	230	30,586.93	
1345565	1804784	8/25/2017	230	11,884.48	
1345535	1804756	8/25/2017	230	4,506.00	
1345528	1804782	8/25/2017	230	517.84	
1345564	1804783	8/25/2017	230	20.14	
1346375	1804997	8/28/2017	230	421,919.55	
1346320	1804951	8/28/2017	230	363,603.79	
1346318	1804949	8/28/2017	230	59,361.60	
1346361	1804996	8/28/2017	230	25,000.00	
1346279	1804909	8/28/2017	230	25,000.00	
1346278	1804908	8/28/2017	230	1,738.39	
1346319	1804950	8/28/2017	230	1,609.72	
1346277	1804907	8/28/2017	230	165.93	
1346709	1805029	8/29/2017	230	228,116.89	
1346757	1805072	8/29/2017	230	36,074.74	
1346755	1805070	8/29/2017	230	31,187.61	
1346754	1805069	8/29/2017	230	5,545.26	
1346800	1805115	8/29/2017	230	4,847.76	
1346753	1805068	8/29/2017	230	616.59	
1346756	1805071	8/29/2017	230	2.41	
1346810	172600801	8/29/2017	230		1,000,000.00
1347301	1805256	8/30/2017	230	16,470,836.00	
1347287	1805248	8/30/2017	230	140,593.86	
1347247	1805212	8/30/2017	230	39,474.56	
1347246	1805211	8/30/2017	230	20,187.95	
1347290	1805249	8/30/2017	230	15,881.75	
1347177	1805154	8/30/2017	230	13,378.64	
1347248	1805213	8/30/2017	230	426.95	
1347319	172600801	8/30/2017	230		17,000,000.00
1348754	1805378	8/31/2017	230	415,652.41	
1348678	1805291	8/31/2017	230	95,564.69	
1348748	1805377	8/31/2017	230	84,867.91	
1348757	1805373	8/31/2017	230	39,179.37	
1348759	1805376	8/31/2017	230	35,478.52	
1348679	1805292	8/31/2017	230	11,150.47	
1348744	1805375	8/31/2017	230	1,702.07	
1348676	1805374	8/31/2017	230	121.24	
1349073	1805460	9/1/2017	230	108,016.92	
1348882	1805458	9/1/2017	230	93,496.00	
1349072	1805459	9/1/2017	230	92,604.99	
1349103	1805485	9/1/2017	230	37,198.78	
1349074	1805461	9/1/2017	230	661.65	
1349113	1805486	9/1/2017	230	244.56	
1349135	172300901	9/1/2017	230		1,000,000.00

Run Date: 6/29/2018
 Run Time: 6:24:16PM

Demand Account Activity

Start Date: 7/1/2017 End Date: 6/29/2018

Page: 7
 User: 0

Jnl. Entry	Ref #	Trx. Date	Ledger	Debit Amount	Credit Amount
1349419	1805530	9/5/2017	230	70,118.73	
1349477	1805587	9/5/2017	230	55,734.35	
1349420	1805531	9/5/2017	230	48,994.00	
1349476	1805586	9/5/2017	230	5,842.52	
1349416	1805585	9/5/2017	230	1,072.48	
1349912	1805660	9/6/2017	230	85,294.60	
1349911	1805659	9/6/2017	230	7,886.60	
1349879	1805631	9/6/2017	230	4,887.25	
1349910	1805658	9/6/2017	230	3,378.74	
1349909	1805657	9/6/2017	230	762.16	
1350358	1805754	9/7/2017	230	12,114,017.00	
1350450	1805841	9/7/2017	230	127,155.00	
1350482	1805865	9/7/2017	230	63,661.45	
1350454	1805842	9/7/2017	230	45,424.82	
1350359	1805755	9/7/2017	230	32,062.01	
1350360	1805756	9/7/2017	230	11,516.85	
1350455	1805843	9/7/2017	230	784.00	
1350453	172600901	9/7/2017	230		13,000,000.00
1350807	1805897	9/8/2017	230	109,894.81	
1350890	1805976	9/8/2017	230	26,765.78	
1350889	1805975	9/8/2017	230	18,374.61	
1350805	1805895	9/8/2017	230	14,951.31	
1350886	1805972	9/8/2017	230	11,000.00	
1350888	1805974	9/8/2017	230	7,468.98	
1350887	1805973	9/8/2017	230	6,173.41	
1350936	1806021	9/8/2017	230	5,708.00	
1350806	1805896	9/8/2017	230	242.02	
1351313	1806122	9/11/2017	230	324,011.38	
1351178	1806026	9/11/2017	230	53,653.00	
1351316	1806124	9/11/2017	230	2,084.08	
1351314	1806123	9/11/2017	230	594.10	
1351594	1806170	9/12/2017	230	167,265.10	
1351766	1806311	9/12/2017	230	125,533.29	
1351600	1806172	9/12/2017	230	53,306.59	
1351689	1806242	9/12/2017	230	36,238.11	
1351690	1806243	9/12/2017	230	26,730.34	
1351756	1806301	9/12/2017	230	25,000.00	
1351598	1806171	9/12/2017	230	449.83	
1351659	1806241	9/12/2017	230	63.31	
1352195	1806436	9/13/2017	230	300,000.00	
1352205	1806432	9/13/2017	230	136,386.09	
1352129	1806373	9/13/2017	230	52,658.00	
1352131	1806375	9/13/2017	230	19,354.51	
1352199	1806431	9/13/2017	230	16,983.32	
1352132	1806376	9/13/2017	230	3,281.57	
1352130	1806374	9/13/2017	230	31.89	
1352216	182700901	9/13/2017	230		1,000,000.00
1353403	1806610	9/14/2017	230	24,622,767.25	
1353406	1806611	9/14/2017	230	14,273,608.00	
1353412	1806612	9/14/2017	230	470,025.00	
1353467	1806622	9/14/2017	230	232,370.59	
1353379	1806531	9/14/2017	230	105,869.09	
1353378	1806530	9/14/2017	230	86,614.80	
1353276	1806447	9/14/2017	230	80,502.33	
1353373	1806529	9/14/2017	230	31,357.40	
1353275	1806446	9/14/2017	230	23,449.65	

Run Date: 6/29/2018
 Run Time: 6:24:16PM

Demand Account Activity

Start Date: 7/1/2017 End Date: 6/29/2018

Page: 8
 User: 0

Jnl. Entry	Ref #	Trx. Date	Ledger	Debit Amount	Credit Amount
1353325	1806528	9/14/2017	230	1,710.08	
1353273	1806445	9/14/2017	230	8.12	
1353369	172300901	9/14/2017	230		39,000,000.00
1353776	1806629	9/15/2017	230	60,919.34	
1353822	1806670	9/15/2017	230	12,617.50	
1353858	1806706	9/15/2017	230	997.66	
1353879	172700913	9/15/2017	230		1,000,000.00
1354339	1806858	9/18/2017	230	32,750.19	
1354251	1806796	9/18/2017	230	25,069.06	
1354255	1806799	9/18/2017	230	2,413.19	
1354343	1806859	9/18/2017	230	478.91	
1354252	1806797	9/18/2017	230	460.58	
1354254	1806798	9/18/2017	230	407.44	
1354935	1806911	9/19/2017	230	715,020.40	
1355020	1806962	9/19/2017	230	28,479.68	
1354940	1806913	9/19/2017	230	19,744.96	
1354939	1806912	9/19/2017	230	4,259.27	
1355019	1806961	9/19/2017	230	3,753.38	
1355016	1806977	9/19/2017	230	361.53	
1355665	1807151	9/20/2017	230	17,932,872.00	
1355664	1807150	9/20/2017	230	457,215.00	
1355595	1807091	9/20/2017	230	167,347.53	
1355521	1807026	9/20/2017	230	150,446.14	
1355597	1807093	9/20/2017	230	33,311.70	
1355102	1807025	9/20/2017	230	8.23	
1355596	1807092	9/20/2017	230	2.18	
1355667	172600902	9/20/2017	230		20,000,000.00
1356074	1807225	9/21/2017	230	30,057.16	
1356077	1807227	9/21/2017	230	4,882.02	
1356076	1807226	9/21/2017	230	1.57	
1356777	1807415	9/22/2017	230	341,000.00	
1356554	1807283	9/22/2017	230	321,022.68	
1356556	1807284	9/22/2017	230	111,691.18	
1356676	1807346	9/22/2017	230	9,531.36	
1356681	1807347	9/22/2017	230	3,561.28	
1356688	1807348	9/22/2017	230	1,790.53	
1356593	1807320	9/22/2017	230	13.96	
1357112	1807489	9/25/2017	230	405,864.51	
1356804	1807440	9/25/2017	230	63,794.25	
1357109	1807488	9/25/2017	230	41,648.82	
1356806	1807442	9/25/2017	230	26,993.56	
1356808	1807444	9/25/2017	230	25,000.00	
1356805	1807441	9/25/2017	230	6,526.12	
1356807	1807443	9/25/2017	230	3,886.51	
1357108	1807486	9/25/2017	230	683.60	
1357110	1807487	9/25/2017	230	522.43	
1357223	172300901	9/25/2017	230		1,000,000.00
1357229	1807517	9/26/2017	230	366,587.03	
1357620	1807574	9/26/2017	230	145,745.91	
1357622	1807576	9/26/2017	230	100,091.25	
1357687	1807639	9/26/2017	230	23,000.00	
1357550	1807518	9/26/2017	230	8,185.60	
1357621	1807575	9/26/2017	230	1,283.78	
1357619	1807573	9/26/2017	230	98.54	
1358107	Back Out Journal Er	9/27/2017	230	2,000,000.00	
1358134	1807721	9/27/2017	230	320,603.42	

Run Date: 6/29/2018
 Run Time: 6:24:16PM

Demand Account Activity

Page: 9
 User: 0

Start Date: 7/1/2017 End Date: 6/29/2018

Jnl. Entry	Ref #	Trx. Date	Ledger	Debit Amount	Credit Amount
1358157	1807746	9/27/2017	230	133,763.84	
1358137	1807724	9/27/2017	230	78,179.97	
1358162	1807747	9/27/2017	230	15,881.73	
1358135	1807722	9/27/2017	230	41.64	
1358136	1807723	9/27/2017	230	41.31	
1358168	172300901	9/27/2017	230		2,000,000.00
1358146	Correct Journal Entr	9/27/2017	230		2,000,000.00
1358217	1807775	9/28/2017	230	18,886,119.00	
1359313	1807840	9/28/2017	230	110,644.45	
1359238	1807776	9/28/2017	230	108,104.38	
1359239	1807777	9/28/2017	230	95,977.79	
1359240	1807778	9/28/2017	230	60,961.00	
1359316	1807843	9/28/2017	230	5,345.93	
1359314	1807841	9/28/2017	230	4,390.88	
1359315	1807842	9/28/2017	230	1,702.06	
1359406	172300901	9/28/2017	230		19,000,000.00
1359714	1807986	9/29/2017	230	27,760,451.00	
1359438	1807951	9/29/2017	230	256,974.26	
1359710	1807984	9/29/2017	230	71,328.93	
1359442	1807953	9/29/2017	230	8,725.34	
1359756	1808024	9/29/2017	230	2,887.89	
1359441	1807952	9/29/2017	230	1,782.10	
1359749	1808021	9/29/2017	230	692.39	
1359713	1807985	9/29/2017	230	418.00	
1359754	1808022	9/29/2017	230	181.00	
1359755	1808023	9/29/2017	230	91.56	
1359782	182300902	9/29/2017	230		28,000,000.00
1360219	1808082	10/2/2017	230	3,144.62	
1360220	1808083	10/2/2017	230	128.44	
1360547	1808115	10/3/2017	230	182,455.07	
1360546	1808114	10/3/2017	230	2,525.00	
1360617	1808169	10/3/2017	230	152.78	
1361053	1808297	10/4/2017	230	522,168.44	
1361029	1808294	10/4/2017	230	396,707.99	
1361051	1808295	10/4/2017	230	6,378.40	
1361052	1808296	10/4/2017	230	3,733.19	
1361093	1808333	10/5/2017	230	12,981.34	
1361476	1808446	10/5/2017	230	11,283.46	
1361415	1808403	10/5/2017	230	10,000.00	
1361094	1808334	10/5/2017	230	3,029.43	
1361442	172301001	10/5/2017	230		1,000,000.00
1361865	1808590	10/6/2017	230	174,071.68	
1361882	1808591	10/6/2017	230	85,415.38	
1361889	1808592	10/6/2017	230	58,634.50	
1361890	1808593	10/6/2017	230	504.13	
1362193	1808673	10/9/2017	230	25,000.00	
1362192	1808672	10/9/2017	230	3,144.62	
1362621	1808766	10/10/2017	230	23,194.57	
1362604	1808767	10/10/2017	230	9,632.96	
1362622	1808768	10/10/2017	230	1,684.09	
1362518	Duplicate #1808672	10/10/2017	230		3,144.62
1363010	1808916	10/11/2017	230	1,829,489.39	
1362956	1808841	10/11/2017	230	153,017.64	
1363057	1808917	10/11/2017	230	134,094.18	
1362955	1808840	10/11/2017	230	62,901.87	
1363090	1808951	10/11/2017	230	58,096.00	

Run Date: 6/29/2018
 Run Time: 6:24:16PM

Demand Account Activity

Page: 10
 User: 0

Start Date: 7/1/2017 End Date: 6/29/2018

Jnl. Entry	Ref #	Trx. Date	Ledger	Debit Amount	Credit Amount
1363039	1808912	10/11/2017	230	15,882.00	
1363058	1808918	10/11/2017	230	15,776.87	
1362964	1808849	10/11/2017	230	13,914.14	
1362963	1808848	10/11/2017	230	62.29	
1363063	172301001	10/11/2017	230		2,000,000.00
1364234	1809085	10/12/2017	230	29,870,261.00	
1364235	1809086	10/12/2017	230	23,037,872.00	
1364237	1809088	10/12/2017	230	825,054.00	
1364239	1809090	10/12/2017	230	277,263.38	
1364207	1809059	10/12/2017	230	117,805.41	
1364208	1809060	10/12/2017	230	108,026.15	
1364205	1809057	10/12/2017	230	107,076.41	
1364209	1809061	10/12/2017	230	91,536.81	
1364206	1809058	10/12/2017	230	84,420.95	
1364238	1809089	10/12/2017	230	67,152.81	
1364236	1809087	10/12/2017	230	37,655.00	
1364210	1809062	10/12/2017	230	20,376.90	
1364211	1809063	10/12/2017	230	3,472.48	
1364212	1809064	10/12/2017	230	1,793.07	
1364213	1809065	10/12/2017	230	1,344.92	
1364215	1809067	10/12/2017	230	175.60	
1364214	1809066	10/12/2017	230	32.70	
1364199	172301001	10/12/2017	230		54,000,000.00
1364525	1809134	10/13/2017	230	346,468.79	
1364654	1809227	10/13/2017	230	319,000.00	
1364526	1809135	10/13/2017	230	65,688.69	
1364610	1809189	10/13/2017	230	15,963.58	
1364609	1809188	10/13/2017	230	8,997.07	
1364528	1809136	10/13/2017	230	2,918.89	
1364608	1809187	10/13/2017	230	708.89	
1364612	1809191	10/13/2017	230	166.88	
1364611	1809190	10/13/2017	230	4.68	
1364598	172301001	10/13/2017	230		1,000,000.00
1365243	1809334	10/16/2017	230	54,250.26	
1365159	1809258	10/16/2017	230	13,223.91	
1365156	1809257	10/16/2017	230	4,080.04	
1365241	1809333	10/16/2017	230	39.50	
1365149	172301001	10/16/2017	230		1,000,000.00
1365660	1809495	10/17/2017	230	519,905.71	
1365318	1809396	10/17/2017	230	197,124.86	
1365716	1809500	10/17/2017	230	152,705.39	
1365690	1809496	10/17/2017	230	78,594.20	
1365711	1809497	10/17/2017	230	44,118.91	
1365715	1809498	10/17/2017	230	9,652.74	
1365713	1809499	10/17/2017	230	3,437.12	
1365717	1809507	10/17/2017	230	1,898.72	
1365703	1809501	10/17/2017	230	443.94	
1366171	1809652	10/18/2017	230	285,851.00	
1366170	1809651	10/18/2017	230	259,305.75	
1366072	1809653	10/18/2017	230	150,000.00	
1366168	1809650	10/18/2017	230	12,374.73	
1366167	1809649	10/18/2017	230	7.34	
1366895	1809710	10/19/2017	230	23,927,457.00	
1366979	Back Out Journal Er	10/19/2017	230	17,000,000.00	
1366982	Back Out Journal Er	10/19/2017	230	9,000,000.00	
1366896	1809711	10/19/2017	230	119,187.00	

Run Date: 6/29/2018
 Run Time: 6:24:16PM

Demand Account Activity

Page: 11
 User: 0

Start Date: 7/1/2017 End Date: 6/29/2018

Jnl. Entry	Ref #	Trx. Date	Ledger	Debit Amount	Credit Amount
1366951	1809761	10/19/2017	230	23,239.87	
1366873	1809688	10/19/2017	230	13,558.52	
1366952	1809762	10/19/2017	230	8,319.73	
1366955	1809763	10/19/2017	230	7,956.11	
1366874	1809689	10/19/2017	230	3,036.31	
1366956	1809764	10/19/2017	230	17.91	
1366942	172301001	10/19/2017	230		9,000,000.00
1366879	172301002	10/19/2017	230		17,000,000.00
1366981	Correct Journal Entr	10/19/2017	230		16,000,000.00
1366983	Correct Journal Entr	10/19/2017	230		10,000,000.00
1367403	1809926	10/20/2017	230	243,776.76	
1367407	1809927	10/20/2017	230	14,425.72	
1367377	1809928	10/20/2017	230	7,143.22	
1367400	1809929	10/20/2017	230	3,784.92	
1367405	1809930	10/20/2017	230	892.87	
1367860	1810036	10/23/2017	230	70,452.28	
1367857	1810034	10/23/2017	230	39,307.24	
1367856	1810030	10/23/2017	230	25,000.00	
1367770	1809968	10/23/2017	230	13,449.90	
1367855	1810033	10/23/2017	230	3,660.04	
1367847	1810032	10/23/2017	230	1,196.06	
1367858	1810031	10/23/2017	230	17.02	
1368179	1810065	10/24/2017	230	413,960.80	
1368242	1810121	10/24/2017	230	77,382.97	
1368241	1810120	10/24/2017	230	37,451.13	
1368178	1810064	10/24/2017	230	7,450.00	
1368240	1810119	10/24/2017	230	1.00	
1368315	172301001	10/24/2017	230		1,000,000.00
1368790	1810297	10/25/2017	230	18,417,233.00	
1368712	1810260	10/25/2017	230	134,480.95	
1368776	1810295	10/25/2017	230	50,631.00	
1368789	1810296	10/25/2017	230	16,337.81	
1368717	1810263	10/25/2017	230	11,277.33	
1368715	1810261	10/25/2017	230	4,203.48	
1368716	1810262	10/25/2017	230	2,294.45	
1368761	172301001	10/25/2017	230		18,000,000.00
1369656	1810316	10/26/2017	230	73,482.04	
1369657	1810317	10/26/2017	230	43,528.94	
1369797	1810433	10/26/2017	230	41,385.50	
1369753	1810401	10/26/2017	230	41,380.34	
1369755	1810403	10/26/2017	230	29,504.16	
1369754	1810402	10/26/2017	230	1,702.06	
1369723	172301001	10/26/2017	230		1,000,000.00
1370337	1810477	10/27/2017	230	603,384.30	
1370338	1810478	10/27/2017	230	135,376.99	
1369837	1810475	10/27/2017	230	98,707.02	
1370458	1810566	10/27/2017	230	27,020.52	
1370336	1810476	10/27/2017	230	2,813.05	
1370457	1810565	10/27/2017	230	532.25	
1370456	1810564	10/27/2017	230	456.34	
1370450	1810563	10/27/2017	230	33.26	
1370866	1810724	10/30/2017	230	469,832.98	
1370726	1810623	10/30/2017	230	174,953.73	
1370747	1810626	10/30/2017	230	3,667.00	
1370746	1810624	10/30/2017	230	2,818.64	
1370725	1810625	10/30/2017	230	540.04	

Run Date: 6/29/2018
 Run Time: 6:24:16PM

Demand Account Activity

Page: 12
 User: 0

Start Date: 7/1/2017 End Date: 6/29/2018

Jnl. Entry	Ref #	Trx. Date	Ledger	Debit Amount	Credit Amount
1370864	1810723	10/30/2017	230	94.08	
1370861	1810722	10/30/2017	230	8.87	
1370794	172301001	10/30/2017	230		1,000,000.00
1371340	1810741	10/31/2017	230	400,217.59	
1371498	1810845	10/31/2017	230	39,489.20	
1371357	1810742	10/31/2017	230	11,738.63	
1371359	1810743	10/31/2017	230	4,618.28	
1371497	1810844	10/31/2017	230	3,038.51	
1371364	1810745	10/31/2017	230	2,432.49	
1371362	1810744	10/31/2017	230	775.00	
1371767	1810892	11/1/2017	230	68,673.91	
1371757	1810881	11/1/2017	230	58,793.30	
1371747	1810880	11/1/2017	230	31,507.46	
1371763	1810891	11/1/2017	230	7,285.15	
1371758	1810889	11/1/2017	230	1,500.00	
1371762	1810890	11/1/2017	230	135.64	
1371801	172301001	11/1/2017	230		1,000,000.00
1372212	1811080	11/2/2017	230	12,783,342.00	
1372214	1811081	11/2/2017	230	89,627.00	
1372179	1811051	11/2/2017	230	45,194.86	
1372217	1811082	11/2/2017	230	41,759.37	
1372209	1811083	11/2/2017	230	19,116.00	
1372180	1811052	11/2/2017	230	18,425.90	
1372095	1810988	11/2/2017	230	8,623.28	
1372190	1811067	11/2/2017	230	6,168.32	
1372199	1811053	11/2/2017	230	3,141.42	
1372189	1811066	11/2/2017	230	2,037.37	
1372114	1810989	11/2/2017	230	404.19	
1372178	1811050	11/2/2017	230	53.37	
1372531	1811120	11/3/2017	230	214,677.93	
1372517	1811119	11/3/2017	230	66,386.66	
1372529	1811118	11/3/2017	230	19,965.42	
1372640	1811225	11/3/2017	230	16,640.67	
1372647	1811229	11/3/2017	230	12,980.58	
1372646	1811228	11/3/2017	230	5,222.22	
1372644	1811227	11/3/2017	230	225.30	
1372641	1811226	11/3/2017	230	17.06	
1372511	172701003	11/3/2017	230		13,000,000.00
1372990	1811317	11/6/2017	230	272,287.19	
1372937	1811264	11/6/2017	230	28,893.87	
1372989	1811316	11/6/2017	230	15,593.42	
1372939	1811265	11/6/2017	230	10,097.52	
1372988	1811315	11/6/2017	230	8,992.72	
1372940	1811266	11/6/2017	230	2,500.00	
1372987	1811314	11/6/2017	230	420.00	
1372986	1811313	11/6/2017	230	40.76	
1373064	1811370	11/7/2017	230	210,988.94	
1373413	1811436	11/7/2017	230	61,505.84	
1373068	1811372	11/7/2017	230	25,000.00	
1373408	1811435	11/7/2017	230	21,450.49	
1373489	1811506	11/7/2017	230	20,000.00	
1373067	1811371	11/7/2017	230	692.24	
1373407	1811434	11/7/2017	230	6.38	
1373465	172301101	11/7/2017	230		1,000,000.00
1373995	1811681	11/8/2017	230	14,073,598.00	
1373879	1811586	11/8/2017	230	135,390.52	

Run Date: 6/29/2018
 Run Time: 6:24:16PM

Demand Account Activity

Page: 13
 User: 0

Start Date: 7/1/2017 End Date: 6/29/2018

Jnl. Entry	Ref #	Trx. Date	Ledger	Debit Amount	Credit Amount
1373927	1811642	11/8/2017	230	104,978.16	
1373874	1811581	11/8/2017	230	54,131.00	
1373878	1811585	11/8/2017	230	38,032.92	
1373877	1811584	11/8/2017	230	4,775.15	
1373929	1811643	11/8/2017	230	4,546.39	
1373876	1811583	11/8/2017	230	2,415.57	
1373875	1811582	11/8/2017	230	2.09	
1373903	172301001	11/8/2017	230		14,000,000.00
1375071	1811725	11/9/2017	230	83,416.99	
1375078	1811732	11/9/2017	230	70,724.36	
1375077	1811731	11/9/2017	230	37,510.48	
1375072	1811726	11/9/2017	230	35,378.12	
1375041	1811695	11/9/2017	230	20,171.00	
1375073	1811727	11/9/2017	230	18,928.61	
1375076	1811730	11/9/2017	230	2,148.98	
1375075	1811729	11/9/2017	230	1,819.12	
1375074	1811728	11/9/2017	230	179.87	
1375125	172301001	11/9/2017	230		1,000,000.00
1375825	1811947	11/13/2017	230	45,036.93	
1375698	1811832	11/13/2017	230	16,338.08	
1375705	1811834	11/13/2017	230	3,063.48	
1375703	1811833	11/13/2017	230	7.37	
1376236	1812053	11/14/2017	230	308,470.42	
1376151	1811984	11/14/2017	230	252,226.35	
1376152	1811985	11/14/2017	230	107,188.63	
1376230	1812047	11/14/2017	230	39,926.87	
1376231	1812048	11/14/2017	230	29,224.84	
1376238	1812054	11/14/2017	230	11,976.18	
1376232	1812049	11/14/2017	230	8,924.80	
1376145	1811983	11/14/2017	230	3,829.52	
1376235	1812052	11/14/2017	230	3,028.02	
1376233	1812050	11/14/2017	230	2,906.49	
1376226	1812046	11/14/2017	230	2,141.39	
1376234	1812051	11/14/2017	230	1,781.26	
1376279	172301001	11/14/2017	230		1,000,000.00
1376756	1812266	11/15/2017	230	27,606,183.00	
1376616	1812137	11/15/2017	230	12,478,272.41	
1376615	1812136	11/15/2017	230	573,806.00	
1376739	1812261	11/15/2017	230	388,101.33	
1376683	1812193	11/15/2017	230	36,394.72	
1376685	1812195	11/15/2017	230	6,954.24	
1376755	1812265	11/15/2017	230	4,597.00	
1376684	1812194	11/15/2017	230	283.47	
1376760	172301101	11/15/2017	230		10,000,000.00
1376769	172301102	11/15/2017	230		31,000,000.00
1377209	1812416	11/16/2017	230	360,000.00	
1377138	1812359	11/16/2017	230	9,654.00	
1377052	1812278	11/16/2017	230	2,500.00	
1377135	1812356	11/16/2017	230	929.47	
1377136	1812357	11/16/2017	230	394.23	
1377137	1812358	11/16/2017	230	3.13	
1377204	1812456	11/17/2017	230	403,335.98	
1377600	1812554	11/17/2017	230	200,696.42	
1377595	1812551	11/17/2017	230	146,740.02	
1377599	1812553	11/17/2017	230	67,022.96	
1377478	1812457	11/17/2017	230	59,857.35	

Run Date: 6/29/2018
 Run Time: 6:24:16PM

Demand Account Activity

Start Date: 7/1/2017 End Date: 6/29/2018

Page: 14
 User: 0

Jnl. Entry	Ref #	Trx. Date	Ledger	Debit Amount	Credit Amount
1377594	1812550	11/17/2017	230	51,548.24	
1377603	1812557	11/17/2017	230	45,038.16	
1377592	1812555	11/17/2017	230	33,924.30	
1377604	1812558	11/17/2017	230	20,047.10	
1377596	1812552	11/17/2017	230	15,930.83	
1377602	1812556	11/17/2017	230	13,159.43	
1377539	1812501	11/17/2017	230	10,572.04	
1377479	1812458	11/17/2017	230	1,700.00	
1377538	1812500	11/17/2017	230	2.93	
1377581	172301001	11/17/2017	230		1,000,000.00
1378094	1812743	11/20/2017	230	400,379.57	
1377992	1812652	11/20/2017	230	95,595.56	
1377922	1812595	11/20/2017	230	25,000.00	
1377994	1812654	11/20/2017	230	5,767.57	
1378009	1812706	11/20/2017	230	4,309.46	
1377993	1812653	11/20/2017	230	4,167.84	
1377921	1812594	11/20/2017	230	2,478.72	
1377988	1812649	11/20/2017	230	590.44	
1377920	1812593	11/20/2017	230	298.06	
1377990	1812650	11/20/2017	230	34.35	
1377991	1812651	11/20/2017	230	1.45	
1378446	1812809	11/21/2017	230	300,147.29	
1378128	1812762	11/21/2017	230	238,928.29	
1378448	1812811	11/21/2017	230	222,995.65	
1378447	1812810	11/21/2017	230	62,509.88	
1378540	1812890	11/21/2017	230	48,993.00	
1378517	1812877	11/21/2017	230	1,786.05	
1378138	1812763	11/21/2017	230	621.06	
1378098	1812748	11/21/2017	230	417.26	
1378445	1812808	11/21/2017	230	9.87	
1378444	1812807	11/21/2017	230	0.38	
1378431	172701103	11/21/2017	230		1,000,000.00
1379014	1813024	11/22/2017	230	161,265.71	
1378978	1812969	11/22/2017	230	137,409.91	
1378931	1812932	11/22/2017	230	41,537.12	
1378910	1812914	11/22/2017	230	30,171.00	
1378973	1812968	11/22/2017	230	17,439.66	
1379003	1813021	11/22/2017	230	12,241.55	
1378933	1812934	11/22/2017	230	10,026.02	
1378932	1812933	11/22/2017	230	1,096.00	
1379008	1813022	11/22/2017	230	296.86	
1379011	1813023	11/22/2017	230	15.41	
1379068	182601103	11/22/2017	230		1,000,000.00
1380090	1813095	11/27/2017	230	286,706.72	
1380091	1813096	11/27/2017	230	64,920.27	
1380092	1813097	11/27/2017	230	5,503.41	
1380089	1813094	11/27/2017	230	1,702.07	
1380088	1813093	11/27/2017	230	211.41	
1380606	1813293	11/28/2017	230	12,815,217.00	
1380466	1813181	11/28/2017	230	299,175.20	
1380568	1813265	11/28/2017	230	3,196.89	
1380467	1813182	11/28/2017	230	1,096.00	
1380566	1813263	11/28/2017	230	900.00	
1380567	1813264	11/28/2017	230	72.58	
1380641	172801101	11/28/2017	230		13,000,000.00
1381012	1813404	11/29/2017	230	148,108.61	

Run Date: 6/29/2018
 Run Time: 6:24:16PM

Demand Account Activity

Start Date: 7/1/2017 End Date: 6/29/2018

Page: 15
 User: 0

Jnl. Entry	Ref #	Trx. Date	Ledger	Debit Amount	Credit Amount
1381008	1813400	11/29/2017	230	447.81	
1381011	1813403	11/29/2017	230	353.69	
1381009	1813401	11/29/2017	230	13.28	
1381010	1813402	11/29/2017	230	4.01	
1381050	172301101	11/29/2017	230		1,000,000.00
1381648	1813498	11/30/2017	230	9,196,409.00	
1381717	1813567	11/30/2017	230	184,989.71	
1381716	1813566	11/30/2017	230	41,961.18	
1381746	1813583	11/30/2017	230	20,156.30	
1381697	1813553	11/30/2017	230	20,000.00	
1381647	1813497	11/30/2017	230	1,262.00	
1381752	1813584	11/30/2017	230	799.90	
1381766	182701110	11/30/2017	230		9,000,000.00
1382097	1813695	12/1/2017	230	107,708.85	
1382113	1813661	12/1/2017	230	50,884.61	
1382120	1813663	12/1/2017	230	19,986.03	
1381788	1813601	12/1/2017	230	19,140.00	
1382116	1813662	12/1/2017	230	68.86	
1382485	1813777	12/4/2017	230	125,983.44	
1382538	1813822	12/4/2017	230	102,777.57	
1382539	1813823	12/4/2017	230	66,000.00	
1382487	1813778	12/4/2017	230	5,007.70	
1382537	1813815	12/4/2017	230	36.44	
1382540	1813816	12/4/2017	230	0.83	
1382846	1813868	12/5/2017	230	113,559.86	
1382847	1813869	12/5/2017	230	44,365.88	
1382923	1813939	12/5/2017	230	23,601.02	
1382963	1813974	12/5/2017	230	22,620.28	
1382543	1813828	12/5/2017	230	16,326.67	
1382925	1813940	12/5/2017	230	11,207.56	
1382927	1813941	12/5/2017	230	38.14	
1382928	1813942	12/5/2017	230	14.27	
1382929	1813943	12/5/2017	230	9.68	
1382853	172701205	12/5/2017	230		1,000,000.00
1383418	1814123	12/6/2017	230	135,495.57	
1383409	1814124	12/6/2017	230	115,575.12	
1383239	1814022	12/6/2017	230	36,225.53	
1383420	1814125	12/6/2017	230	34,526.00	
1383425	1814126	12/6/2017	230	16,338.06	
1383421	1814127	12/6/2017	230	6,791.00	
1383286	1814023	12/6/2017	230	2,802.37	
1383422	1814128	12/6/2017	230	515.19	
1383423	1814129	12/6/2017	230	16.32	
1384523	1814272	12/7/2017	230	12,240,667.00	
1384514	1814259	12/7/2017	230	220,795.89	
1384505	1814257	12/7/2017	230	109,424.40	
1384517	1814260	12/7/2017	230	84,019.95	
1384529	1814264	12/7/2017	230	50,000.00	
1384535	1814289	12/7/2017	230	49,075.00	
1384512	1814258	12/7/2017	230	24,705.27	
1384524	1814261	12/7/2017	230	20,718.78	
1384534	1814288	12/7/2017	230	17,558.32	
1384526	1814262	12/7/2017	230	5,106.20	
1384527	1814263	12/7/2017	230	196.19	
1384390	172301201	12/7/2017	230		13,000,000.00
1384600	1814320	12/8/2017	230	287,352.60	

Run Date: 6/29/2018
 Run Time: 6:24:16PM

Demand Account Activity

Page: 16
 User: 0

Start Date: 7/1/2017 End Date: 6/29/2018

Jnl. Entry	Ref #	Trx. Date	Ledger	Debit Amount	Credit Amount
1384912	1814373	12/8/2017	230	113,845.59	
1384598	1814318	12/8/2017	230	68,788.27	
1384599	1814319	12/8/2017	230	52,498.22	
1384597	1814317	12/8/2017	230	34,098.18	
1384899	1814362	12/8/2017	230	25,000.00	
1385025	1814463	12/8/2017	230	12,004.18	
1384910	1814372	12/8/2017	230	7,681.98	
1384592	1814316	12/8/2017	230	2,984.24	
1384602	1814322	12/8/2017	230	2,831.46	
1384601	1814321	12/8/2017	230	457.60	
1384909	1814371	12/8/2017	230	35.30	
1384908	1814370	12/8/2017	230	0.83	
1385349	1814529	12/11/2017	230	116,058.37	
1385355	1814530	12/11/2017	230	15,423.76	
1385348	1814528	12/11/2017	230	9,790.00	
1385305	1814483	12/11/2017	230	3,109.16	
1385306	1814484	12/11/2017	230	750.88	
1385358	1814531	12/11/2017	230	680.97	
1385364	1814532	12/11/2017	230	420.00	
1385369	1814533	12/11/2017	230	49.33	
1385411	172301201	12/11/2017	230		1,000,000.00
1385751	1814591	12/12/2017	230	231,942.61	
1385843	1814668	12/12/2017	230	65,922.82	
1385806	1814636	12/12/2017	230	19,654.55	
1385808	1814637	12/12/2017	230	3,322.11	
1385750	1814590	12/12/2017	230	350.00	
1385809	1814638	12/12/2017	230	281.66	
1385810	1814639	12/12/2017	230	4.31	
1386172	1814701	12/13/2017	230	26,331,080.23	
1386277	1814794	12/13/2017	230	12,785,979.00	
1386276	1814793	12/13/2017	230	459,849.00	
1386214	1814736	12/13/2017	230	35,262.36	
1386215	1814737	12/13/2017	230	11,950.96	
1386216	1814738	12/13/2017	230	291.88	
1386217	1814739	12/13/2017	230	2.25	
1386279	182301201	12/13/2017	230		39,000,000.00
1386650	1814928	12/14/2017	230	246,537.90	
1386612	1814856	12/14/2017	230	4,810.04	
1386652	1814929	12/14/2017	230	3,282.44	
1386626	1814857	12/14/2017	230	1,543.75	
1386654	1814930	12/14/2017	230	164.23	
1386657	1814931	12/14/2017	230	0.96	
1386581	172701202	12/14/2017	230		1,000,000.00
1387139	1815108	12/15/2017	230	323,109.20	
1386771	1814980	12/15/2017	230	100,000.00	
1387061	1815019	12/15/2017	230	95,581.11	
1387130	1815098	12/15/2017	230	50,129.23	
1387128	1815097	12/15/2017	230	13,964.98	
1387116	1815088	12/15/2017	230	450.59	
1386772	1814981	12/15/2017	230	185.70	
1387127	1815096	12/15/2017	230	1.79	
1387568	1815214	12/18/2017	230	110,719.00	
1387569	1815215	12/18/2017	230	21,953.84	
1387571	1815217	12/18/2017	230	13,531.23	
1387570	1815216	12/18/2017	230	1,764.12	
1387572	1815218	12/18/2017	230	234.40	

Run Date: 6/29/2018
 Run Time: 6:24:16PM

Demand Account Activity

Page: 17
 User: 0

Start Date: 7/1/2017 End Date: 6/29/2018

Jnl. Entry	Ref #	Trx. Date	Ledger	Debit Amount	Credit Amount
1387573	1815219	12/18/2017	230	1.40	
1387574	1815220	12/18/2017	230	0.75	
1387559	172301201	12/18/2017	230		1,000,000.00
1388183	1815295	12/19/2017	230	303,882.46	
1387818	1815344	12/19/2017	230	18,256.00	
1388184	1815296	12/19/2017	230	2,100.00	
1388244	1815345	12/19/2017	230	3.49	
1388598	1815457	12/20/2017	230	38,546,446.00	
1388678	1815461	12/20/2017	230	342,774.57	
1388677	1815451	12/20/2017	230	228,807.38	
1388686	1815455	12/20/2017	230	138,270.32	
1388673	1815447	12/20/2017	230	52,588.49	
1388683	1815453	12/20/2017	230	50,860.00	
1388680	1815452	12/20/2017	230	25,000.00	
1388688	1815456	12/20/2017	230	16,338.10	
1388251	1815351	12/20/2017	230	10,778.64	
1388676	1815450	12/20/2017	230	578.98	
1388675	1815449	12/20/2017	230	10.85	
1388709	182701210	12/20/2017	230		39,000,000.00
1389890	1815596	12/21/2017	230	427,572.48	
1389888	1815595	12/21/2017	230	149,955.15	
1389847	1815556	12/21/2017	230	86,061.48	
1389969	1815672	12/21/2017	230	30,137.39	
1389848	1815557	12/21/2017	230	20,502.65	
1389887	1815594	12/21/2017	230	3,404.14	
1389886	1815593	12/21/2017	230	1,334.95	
1389834	1815549	12/21/2017	230	813.30	
1389885	1815592	12/21/2017	230	197.94	
1389970	1815673	12/21/2017	230	0.40	
1390349	1815717	12/22/2017	230	540,326.32	
1390407	1815772	12/22/2017	230	106,213.85	
1390406	1815771	12/22/2017	230	62,227.45	
1390348	1815716	12/22/2017	230	2,302.62	
1390347	1815715	12/22/2017	230	2,100.00	
1390404	1815770	12/22/2017	230	1,768.68	
1390417	1815773	12/22/2017	230	1,279.59	
1390486	172301201	12/22/2017	230		1,000,000.00
1390925	1815934	12/27/2017	230	12,516,871.00	
1390896	1815891	12/27/2017	230	217,201.25	
1390926	1815935	12/27/2017	230	198,576.23	
1390801	1815853	12/27/2017	230	7,676.06	
1390897	1815892	12/27/2017	230	4,406.58	
1390898	1815893	12/27/2017	230	176.31	
1390885	172301201	12/27/2017	230		14,000,000.00
1391273	1816030	12/28/2017	230	26,483.86	
1391271	1816029	12/28/2017	230	1,726.02	
1391269	1816028	12/28/2017	230	36.44	
1391268	1816027	12/28/2017	230	5.86	
1391528	1816064	12/29/2017	230	104,539.75	
1391522	1816063	12/29/2017	230	77,805.01	
1391509	1816062	12/29/2017	230	63,893.33	
1391773	1816107	12/29/2017	230	37,954.81	
1391775	1816108	12/29/2017	230	4.29	
1392156	1816249	1/2/2018	230	100,099.96	
1392105	1816207	1/2/2018	230	70,553.93	
1392104	1816206	1/2/2018	230	34,913.80	

Run Date: 6/29/2018
 Run Time: 6:24:16PM

Demand Account Activity

Start Date: 7/1/2017 End Date: 6/29/2018

Page: 18
 User: 0

Jnl. Entry	Ref #	Trx. Date	Ledger	Debit Amount	Credit Amount
1392074	1816184	1/2/2018	230	25,000.00	
1391895	1816183	1/2/2018	230	32.54	
1392103	1816205	1/2/2018	230	3.28	
1392102	1816204	1/2/2018	230	0.43	
1392583	1816368	1/3/2018	230	142,900.36	
1392582	1816367	1/3/2018	230	17,317.25	
1392554	1816334	1/3/2018	230	16,177.34	
1392194	1816366	1/3/2018	230	12,771.99	
1392557	1816336	1/3/2018	230	26.86	
1392556	1816335	1/3/2018	230	3.69	
1393650	1816421	1/4/2018	230	102,190.62	
1393648	1816419	1/4/2018	230	48,426.50	
1393751	1816508	1/4/2018	230	33,992.70	
1393649	1816420	1/4/2018	230	22,595.81	
1393702	1816509	1/4/2018	230	4,903.04	
1393737	1816510	1/4/2018	230	205.63	
1394186	1816707	1/5/2018	230	415,000.00	
1393799	1816553	1/5/2018	230	286,206.81	
1393848	1816590	1/5/2018	230	36,501.44	
1393847	1816589	1/5/2018	230	16,299.74	
1393846	1816588	1/5/2018	230	15,231.38	
1393845	1816587	1/5/2018	230	13,853.82	
1393791	1816552	1/5/2018	230	5,217.79	
1393851	1816593	1/5/2018	230	2,510.95	
1393852	1816594	1/5/2018	230	580.32	
1393849	1816591	1/5/2018	230	86.85	
1393850	1816592	1/5/2018	230	40.01	
1393819	182300101	1/5/2018	230		1,000,000.00
1394561	1816773	1/8/2018	230	207,008.36	
1394556	1816772	1/8/2018	230	32,623.52	
1394500	1816723	1/8/2018	230	1,531.00	
1394555	1816771	1/8/2018	230	691.28	
1394552	1816770	1/8/2018	230	43.77	
1394618	182300101	1/8/2018	230		1,000,000.00
1394968	1816869	1/9/2018	230	150,233.32	
1395071	1816961	1/9/2018	230	63,028.52	
1395064	1816958	1/9/2018	230	50,000.00	
1395068	1816960	1/9/2018	230	41,306.62	
1395022	1816911	1/9/2018	230	24,639.61	
1395023	1816912	1/9/2018	230	14,267.28	
1395021	1816910	1/9/2018	230	2,813.67	
1394965	1816868	1/9/2018	230	2,300.00	
1395066	1816959	1/9/2018	230	517.92	
1395015	1816908	1/9/2018	230	377.95	
1395020	1816909	1/9/2018	230	0.58	
1395442	1817037	1/10/2018	230	509,542.45	
1395440	1817036	1/10/2018	230	57,832.78	
1395438	1817035	1/10/2018	230	12,926.04	
1395437	1817034	1/10/2018	230	54.79	
1395512	182300101	1/10/2018	230		1,000,000.00
1395920	1817246	1/11/2018	230	10,942,259.00	
1395856	1817169	1/11/2018	230	25,433.68	
1395506	1817111	1/11/2018	230	8,266.00	
1395857	1817170	1/11/2018	230	6,983.47	
1395808	1817168	1/11/2018	230	6,176.36	
1395829	1817167	1/11/2018	230	4,082.12	

Run Date: 6/29/2018
 Run Time: 6:24:16PM

Demand Account Activity

Page: 19
 User: 0

Start Date: 7/1/2017 End Date: 6/29/2018

Jnl. Entry	Ref #	Trx. Date	Ledger	Debit Amount	Credit Amount
1395827	1817166	1/11/2018	230	2,108.47	
1395826	1817165	1/11/2018	230	81.35	
1395825	1817164	1/11/2018	230	8.16	
1395923	182300101	1/11/2018	230		11,000,000.00
1396330	1817391	1/12/2018	230	15,216,229.03	
1396329	1817390	1/12/2018	230	548,384.00	
1396319	1817376	1/12/2018	230	353,592.81	
1396175	1817269	1/12/2018	230	83,875.73	
1396257	1817318	1/12/2018	230	40,874.85	
1396255	1817317	1/12/2018	230	35,553.87	
1396173	1817267	1/12/2018	230	5,047.89	
1396168	1817266	1/12/2018	230	2,410.34	
1396254	1817316	1/12/2018	230	2,079.07	
1396174	1817268	1/12/2018	230	1,340.91	
1396334	182300101	1/12/2018	230		15,000,000.00
1396811	182300101	1/17/2018	230	1,000,000.00	
1396837	1817516	1/17/2018	230	149,141.87	
1396358	1817411	1/17/2018	230	25,000.00	
1396410	1817441	1/17/2018	230	23,718.61	
1396836	1817515	1/17/2018	230	17,072.47	
1396752	1817443	1/17/2018	230	11,779.51	
1396834	1817514	1/17/2018	230	7,417.87	
1396356	1817410	1/17/2018	230	1,675.00	
1396833	1817513	1/17/2018	230	1,441.74	
1396750	1817442	1/17/2018	230	242.82	
1396829	1817512	1/17/2018	230	3.44	
1396835	Back Out Journal Er	1/17/2018	230		1,000,000.00
1396847	Correct Journal Entr	1/17/2018	230		1,000,000.00
1398063	1817720	1/18/2018	230	14,834,738.00	
1398066	1817723	1/18/2018	230	360,000.00	
1397938	1817610	1/18/2018	230	127,327.51	
1397902	1817609	1/18/2018	230	82,453.22	
1397881	1817569	1/18/2018	230	78,894.32	
1398050	1817718	1/18/2018	230	60,451.82	
1398060	1817719	1/18/2018	230	48,721.34	
1397940	1817612	1/18/2018	230	48,663.00	
1397939	1817611	1/18/2018	230	30,462.14	
1398065	1817722	1/18/2018	230	23,884.44	
1396890	1817568	1/18/2018	230	19,383.77	
1397937	1817608	1/18/2018	230	3,404.15	
1398064	1817721	1/18/2018	230	599.33	
1397936	1817607	1/18/2018	230	186.39	
1398076	182300101	1/18/2018	230		15,000,000.00
1398363	1817745	1/19/2018	230	63,919.96	
1398520	1817867	1/19/2018	230	43,867.75	
1398435	1817798	1/19/2018	230	22,479.13	
1398437	1817800	1/19/2018	230	4,409.72	
1398436	1817799	1/19/2018	230	27.01	
1398528	182700121	1/19/2018	230		1,000,000.00
1398917	1817956	1/22/2018	230	444,378.22	
1398504	1817873	1/22/2018	230	78,500.00	
1398879	1817918	1/22/2018	230	63,000.00	
1398921	1817959	1/22/2018	230	32,550.35	
1398918	1817957	1/22/2018	230	27,654.57	
1398547	1817888	1/22/2018	230	2,699.94	
1398550	1817890	1/22/2018	230	2,621.04	

Run Date: 6/29/2018
 Run Time: 6:24:16PM

Demand Account Activity

Page: 20
 User: 0

Start Date: 7/1/2017 End Date: 6/29/2018

Jnl. Entry	Ref #	Trx. Date	Ledger	Debit Amount	Credit Amount
1398920	1817958	1/22/2018	230	2,592.13	
1398548	1817889	1/22/2018	230	2,171.71	
1398541	1817887	1/22/2018	230	1,019.50	
1398914	1817955	1/22/2018	230	1.56	
1399317	1818053	1/23/2018	230	334,099.27	
1399361	1818090	1/23/2018	230	21,927.11	
1399428	1818153	1/23/2018	230	17,739.00	
1399318	1818054	1/23/2018	230	7,049.67	
1399353	1818089	1/23/2018	230	105.93	
1399365	1818091	1/23/2018	230	10.48	
1399291	182300101	1/23/2018	230		1,000,000.00
1399946	1818297	1/24/2018	230	6,073,151.00	
1399907	1818251	1/24/2018	230	44,650.13	
1399902	1818249	1/24/2018	230	28,024.04	
1399903	1818250	1/24/2018	230	20,536.23	
1399895	1818247	1/24/2018	230	3,897.76	
1399465	1818168	1/24/2018	230	300.00	
1399901	1818248	1/24/2018	230	25.18	
1399893	1818246	1/24/2018	230	2.57	
1399962	182300101	1/24/2018	230		6,000,000.00
1400445	1818449	1/25/2018	230	21,221.63	
1399977	1818323	1/25/2018	230	11,858.43	
1400470	1818451	1/25/2018	230	8,246.27	
1400473	1818452	1/25/2018	230	7,874.69	
1400468	1818450	1/25/2018	230	7,757.89	
1400400	1818395	1/25/2018	230	7,603.85	
1400403	1818397	1/25/2018	230	6,787.02	
1400402	1818396	1/25/2018	230	1,854.05	
1400302	1818324	1/25/2018	230	308.35	
1400405	1818399	1/25/2018	230	101.80	
1400404	1818398	1/25/2018	230	20.79	
1401018	1818529	1/26/2018	230	1,275,832.81	
1401032	1818573	1/26/2018	230	725,436.82	
1400971	1818487	1/26/2018	230	271,175.80	
1401095	1818611	1/26/2018	230	139,358.62	
1401069	1818574	1/26/2018	230	100,000.00	
1401071	1818575	1/26/2018	230	68,560.11	
1400970	1818486	1/26/2018	230	674.97	
1401017	1818528	1/26/2018	230	2.18	
1401066	182300101	1/26/2018	230		1,000,000.00
1401471	1818692	1/29/2018	230	395,375.82	
1401474	1818694	1/29/2018	230	34,106.19	
1401414	1818641	1/29/2018	230	25,000.00	
1401458	1818736	1/29/2018	230	23,622.38	
1401412	1818639	1/29/2018	230	3,548.57	
1401411	1818638	1/29/2018	230	954.70	
1401413	1818640	1/29/2018	230	420.36	
1401473	1818693	1/29/2018	230	255.69	
1401470	1818691	1/29/2018	230	3.20	
1401532	182300101	1/29/2018	230		2,000,000.00
1401517	1818760	1/30/2018	230	310,183.71	
1401922	1818861	1/30/2018	230	64,825.00	
1401881	1818827	1/30/2018	230	43,581.80	
1401883	1818830	1/30/2018	230	30,530.30	
1401809	1818761	1/30/2018	230	3,850.00	
1401882	1818829	1/30/2018	230	641.84	

Run Date: 6/29/2018
 Run Time: 6:24:16PM

Demand Account Activity

Page: 21
 User: 0

Start Date: 7/1/2017 End Date: 6/29/2018

Jnl. Entry	Ref #	Trx. Date	Ledger	Debit Amount	Credit Amount
1401792	1818828	1/30/2018	230	23.05	
1402465	1819013	1/31/2018	230	147,638.78	
1402474	1819026	1/31/2018	230	129,639.29	
1402336	1818923	1/31/2018	230	51,531.00	
1402428	1818970	1/31/2018	230	15,044.08	
1402334	1818922	1/31/2018	230	1,480.06	
1402427	1818969	1/31/2018	230	9.84	
1402507	182700122	1/31/2018	230		1,000,000.00
1403003	1819104	2/1/2018	230	313,445.38	
1403002	1819103	2/1/2018	230	80,401.29	
1402993	1819094	2/1/2018	230	75,165.86	
1403001	1819102	2/1/2018	230	67,124.10	
1402954	1819058	2/1/2018	230	25,647.97	
1402987	1819093	2/1/2018	230	20,173.24	
1402947	1819056	2/1/2018	230	16,338.03	
1403000	1819101	2/1/2018	230	3,404.13	
1402999	1819100	2/1/2018	230	190.57	
1402953	1819057	2/1/2018	230	9.83	
1403015	182300201	2/1/2018	230		1,000,000.00
1404126	1819249	2/2/2018	230	3,809,455.00	
1404048	1819203	2/2/2018	230	156,667.34	
1404006	1819142	2/2/2018	230	36,227.67	
1404129	1819250	2/2/2018	230	11,217.08	
1404130	1819251	2/2/2018	230	7,608.42	
1404094	1819206	2/2/2018	230	5,667.70	
1404007	1819143	2/2/2018	230	2,188.18	
1404090	1819204	2/2/2018	230	1,832.70	
1404092	1819205	2/2/2018	230	1.32	
1404154	182300201	2/2/2018	230		4,000,000.00
1404479	1819332	2/5/2018	230	49,605.39	
1404337	1819279	2/5/2018	230	16,810.68	
1404400	1819281	2/5/2018	230	15,611.30	
1404480	1819333	2/5/2018	230	4,682.85	
1404398	1819280	2/5/2018	230	3,431.54	
1404481	1819334	2/5/2018	230	1,182.87	
1404482	1819335	2/5/2018	230	234.50	
1404483	1819336	2/5/2018	230	18.24	
1404963	1819509	2/6/2018	230	657,455.43	
1404798	1819407	2/6/2018	230	434,613.25	
1404965	1819510	2/6/2018	230	139,467.26	
1404993	1819529	2/6/2018	230	132,967.46	
1404992	1819528	2/6/2018	230	63,000.00	
1404968	1819511	2/6/2018	230	28,994.91	
1405377	1819573	2/7/2018	230	33,371.00	
1405403	1819587	2/7/2018	230	16,574.35	
1405406	1819588	2/7/2018	230	14,749.71	
1405378	1819574	2/7/2018	230	550.00	
1405407	1819589	2/7/2018	230	199.14	
1405433	182700226	2/7/2018	230		1,000,000.00
1405954	182700227	2/8/2018	230	5,000,000.00	
1405957	Back Out Journal Er	2/8/2018	230	5,000,000.00	
1405867	1819719	2/8/2018	230	4,612,096.00	
1405824	1819688	2/8/2018	230	22,813.98	
1405825	1819689	2/8/2018	230	6,543.66	
1405925	1819766	2/8/2018	230	6,252.27	
1405926	1819767	2/8/2018	230	579.93	

Demand Account Activity

Start Date: 7/1/2017 End Date: 6/29/2018

Jnl. Entry	Ref #	Trx. Date	Ledger	Debit Amount	Credit Amount
1405929	1819768	2/8/2018	230	39.51	
1405882	183000226	2/8/2018	230		5,000,000.00
1405958	Back Out Journal Er	2/8/2018	230		5,000,000.00
1405959	Correct Journal Entr	2/8/2018	230		5,000,000.00
1406409	1819943	2/9/2018	230	158,157.78	
1406403	1819944	2/9/2018	230	31,135.28	
1406408	1819942	2/9/2018	230	13,927.57	
1406411	1819945	2/9/2018	230	1,404.49	
1406413	1819946	2/9/2018	230	250.42	
1406786	1820022	2/12/2018	230	8,050,876.22	
1406739	1820013	2/12/2018	230	330,485.99	
1406740	1820014	2/12/2018	230	76,118.46	
1406727	1820015	2/12/2018	230	36,284.17	
1406778	1820018	2/12/2018	230	6,523.52	
1406773	1820016	2/12/2018	230	5,332.54	
1406783	1820019	2/12/2018	230	2,100.00	
1406777	1820017	2/12/2018	230	1,374.65	
1406784	1820020	2/12/2018	230	441.00	
1406785	1820021	2/12/2018	230	174.24	
1406738	1820012	2/12/2018	230	15.37	
1406820	182300201	2/12/2018	230		8,000,000.00
1407125	1820100	2/13/2018	230	274,171.55	
1407283	1820227	2/13/2018	230	75,537.37	
1407284	1820228	2/13/2018	230	47,361.14	
1407285	1820229	2/13/2018	230	23,000.00	
1407128	1820101	2/13/2018	230	3,125.00	
1407259	182300201	2/13/2018	230		1,000,000.00
1407700	1820357	2/14/2018	230	13,292,419.00	
1407701	1820358	2/14/2018	230	291,717.64	
1407685	1820356	2/14/2018	230	147,153.55	
1407708	1820364	2/14/2018	230	58,287.00	
1407575	1820264	2/14/2018	230	25,000.00	
1407703	1820359	2/14/2018	230	16,338.08	
1407709	1820365	2/14/2018	230	6,832.46	
1407704	1820360	2/14/2018	230	201.66	
1407705	1820361	2/14/2018	230	75.10	
1407706	1820362	2/14/2018	230	68.25	
1407707	1820363	2/14/2018	230	5.37	
1407682	182300201	2/14/2018	230		14,000,000.00
1408842	1820490	2/15/2018	230	111,276.66	
1408843	1820491	2/15/2018	230	104,351.26	
1408779	1820425	2/15/2018	230	92,048.86	
1408848	1820492	2/15/2018	230	85,454.45	
1408780	1820426	2/15/2018	230	75,955.83	
1408865	1820493	2/15/2018	230	3,404.13	
1408866	1820494	2/15/2018	230	1,598.46	
1409236	1820570	2/16/2018	230	573,665.53	
1409234	1820569	2/16/2018	230	107,779.64	
1409233	1820568	2/16/2018	230	51,918.59	
1409232	1820567	2/16/2018	230	2,526.88	
1409229	1820565	2/16/2018	230	1,993.86	
1409231	1820566	2/16/2018	230	536.35	
1408891	1820515	2/16/2018	230	97.64	
1409224	1820564	2/16/2018	230	32.32	
1409714	1820706	2/20/2018	230	445,821.43	
1409717	1820709	2/20/2018	230	360,725.00	

Run Date: 6/29/2018
 Run Time: 6:24:16PM

Demand Account Activity

Page: 23
 User: 0

Start Date: 7/1/2017 End Date: 6/29/2018

Jnl. Entry	Ref #	Trx. Date	Ledger	Debit Amount	Credit Amount
1409773	1820748	2/20/2018	230	168,737.79	
1409768	1820747	2/20/2018	230	106,997.43	
1409716	1820708	2/20/2018	230	28,680.35	
1409765	1820746	2/20/2018	230	11,023.30	
1409764	1820745	2/20/2018	230	3,449.79	
1409715	1820707	2/20/2018	230	2,896.08	
1409763	1820744	2/20/2018	230	1,433.79	
1409829	182300201	2/20/2018	230		2,000,000.00
1410464	1820959	2/21/2018	230	7,841,038.00	
1410376	1820891	2/21/2018	230	171,164.21	
1410391	1820892	2/21/2018	230	84,906.53	
1410392	1820893	2/21/2018	230	468.27	
1410393	1820894	2/21/2018	230	50.00	
1410394	1820895	2/21/2018	230	4.81	
1410404	182300201	2/21/2018	230		8,000,000.00
1410895	1821035	2/22/2018	230	30,751.93	
1410892	1821032	2/22/2018	230	11,225.73	
1410888	1821030	2/22/2018	230	5,408.17	
1410891	1821031	2/22/2018	230	983.98	
1410894	1821034	2/22/2018	230	118.78	
1410830	1821033	2/22/2018	230	10.47	
1411242	1821114	2/23/2018	230	397,827.92	
1411245	1821116	2/23/2018	230	284,175.37	
1411368	1821230	2/23/2018	230	275,000.00	
1411325	1821167	2/23/2018	230	254,446.15	
1411241	1821113	2/23/2018	230	48,621.00	
1411333	1821169	2/23/2018	230	44,549.45	
1411376	1821231	2/23/2018	230	35,776.79	
1411329	1821168	2/23/2018	230	3,476.10	
1411244	1821115	2/23/2018	230	917.00	
1411324	1821166	2/23/2018	230	69.10	
1411209	182300201	2/23/2018	230		1,000,000.00
1411772	1821347	2/26/2018	230	90,542.34	
1411770	1821346	2/26/2018	230	25,571.25	
1411680	1821289	2/26/2018	230	25,000.00	
1411774	1821348	2/26/2018	230	4,139.53	
1411729	1821344	2/26/2018	230	2,589.87	
1411769	1821345	2/26/2018	230	1,339.80	
1411776	1821349	2/26/2018	230	573.14	
1411703	182700202	2/26/2018	230		1,000,000.00
1412080	1821371	2/27/2018	230	271,855.49	
1412136	1821465	2/27/2018	230	41,044.79	
1412074	1821369	2/27/2018	230	30,777.78	
1412204	1821467	2/27/2018	230	30,699.62	
1412077	1821370	2/27/2018	230	17,631.73	
1412084	1821372	2/27/2018	230	17,000.00	
1412197	1821504	2/27/2018	230	13,953.20	
1412223	1821505	2/27/2018	230	3,185.56	
1412206	1821468	2/27/2018	230	85.17	
1412202	1821466	2/27/2018	230	46.92	
1412688	1821671	2/28/2018	230	145,522.12	
1412687	1821670	2/28/2018	230	16,338.02	
1412622	1821609	2/28/2018	230	9,448.10	
1412660	1821607	2/28/2018	230	9,259.96	
1412621	1821608	2/28/2018	230	6,450.48	
1412689	1821669	2/28/2018	230	68.52	

Run Date: 6/29/2018
 Run Time: 6:24:16PM

Demand Account Activity

Start Date: 7/1/2017 End Date: 6/29/2018

Page: 24
 User: 0

Jnl. Entry	Ref #	Trx. Date	Ledger	Debit Amount	Credit Amount
1412619	1821606	2/28/2018	230	13.11	
1413224	1821774	3/1/2018	230	106,997.64	
1413225	1821775	3/1/2018	230	99,295.47	
1413167	1821726	3/1/2018	230	69,668.35	
1413153	1821711	3/1/2018	230	51,739.00	
1413232	1821776	3/1/2018	230	40,597.42	
1413174	1821727	3/1/2018	230	21,619.00	
1413223	1821773	3/1/2018	230	3,404.15	
1413222	1821772	3/1/2018	230	1,052.06	
1413166	182700304	3/1/2018	230		1,000,000.00
1414317	1821875	3/2/2018	230	103,636.38	
1414259	1821817	3/2/2018	230	62,525.59	
1414319	1821877	3/2/2018	230	5,601.38	
1413290	1821816	3/2/2018	230	4,581.01	
1414318	1821876	3/2/2018	230	1,788.48	
1414261	1821818	3/2/2018	230	1,780.27	
1414316	1821874	3/2/2018	230	420.34	
1414961	1822051	3/5/2018	230	204,265.75	
1414954	1822048	3/5/2018	230	118,857.53	
1414977	1822071	3/5/2018	230	118,000.00	
1414850	1821958	3/5/2018	230	100,000.00	
1414655	1821956	3/5/2018	230	42,186.91	
1414931	1822047	3/5/2018	230	12,085.17	
1414849	1821957	3/5/2018	230	9,648.09	
1414960	1822050	3/5/2018	230	4,212.87	
1414956	1822049	3/5/2018	230	130.83	
1414966	182300301	3/5/2018	230		1,000,000.00
1415265	1822097	3/6/2018	230	5,577,870.00	
1415270	1822099	3/6/2018	230	306,717.52	
1415338	1822159	3/6/2018	230	29,913.39	
1415341	1822160	3/6/2018	230	24,089.04	
1415268	1822098	3/6/2018	230	1,200.00	
1415342	1822161	3/6/2018	230	2.73	
1415383	182300301	3/6/2018	230		5,000,000.00
1415824	1822334	3/7/2018	230	8,747,503.00	
1415713	1822230	3/7/2018	230	252,418.45	
1415785	1822304	3/7/2018	230	173,456.05	
1415799	1822306	3/7/2018	230	70,926.15	
1415800	1822307	3/7/2018	230	8,273.00	
1415384	1822229	3/7/2018	230	7,916.00	
1415796	1822305	3/7/2018	230	79.81	
1415842	182300301	3/7/2018	230		10,000,000.00
1416264	1822451	3/8/2018	230	49,388.04	
1415883	1822356	3/8/2018	230	47,966.64	
1416271	1822453	3/8/2018	230	22,817.16	
1416275	1822454	3/8/2018	230	15,702.06	
1416081	1822357	3/8/2018	230	2,354.32	
1416269	1822452	3/8/2018	230	464.80	
1416389	1822577	3/9/2018	230	9,416,693.89	
1416386	1822575	3/9/2018	230	196,880.71	
1416392	1822578	3/9/2018	230	6,327.12	
1416388	1822576	3/9/2018	230	2,142.39	
1416394	1822580	3/9/2018	230	605.27	
1416393	1822579	3/9/2018	230	39.46	
1416726	182700315	3/9/2018	230		10,000,000.00
1417168	1822722	3/12/2018	230	247,303.49	

Run Date: 6/29/2018
 Run Time: 6:24:16PM

Demand Account Activity

Page: 25
 User: 0

Start Date: 7/1/2017 End Date: 6/29/2018

Jnl. Entry	Ref #	Trx. Date	Ledger	Debit Amount	Credit Amount
1417177	1822725	3/12/2018	230	45,388.29	
1417170	1822723	3/12/2018	230	45,283.89	
1416733	1822662	3/12/2018	230	3,870.81	
1417089	1822661	3/12/2018	230	1,108.36	
1417173	1822724	3/12/2018	230	0.34	
1417226	1822788	3/13/2018	230	589,947.00	
1417218	1822773	3/13/2018	230	227,758.93	
1417586	1822873	3/13/2018	230	41,990.03	
1417468	1822774	3/13/2018	230	21,086.11	
1417588	1822874	3/13/2018	230	4,052.00	
1417582	1822871	3/13/2018	230	52.17	
1417585	1822872	3/13/2018	230	27.28	
1417618	182300301	3/13/2018	230		1,000,000.00
1418058	1823040	3/14/2018	230	13,104,690.00	
1418049	1823021	3/14/2018	230	147,226.25	
1418055	1823028	3/14/2018	230	40,431.86	
1418051	1823023	3/14/2018	230	16,338.09	
1418030	1823004	3/14/2018	230	11,036.22	
1418034	1823006	3/14/2018	230	8,634.04	
1418050	1823022	3/14/2018	230	1,275.97	
1418033	1823005	3/14/2018	230	0.63	
1418063	182300301	3/14/2018	230		13,000,000.00
1419180	1823167	3/15/2018	230	79,368.80	
1419056	1823080	3/15/2018	230	74,140.88	
1419161	1823164	3/15/2018	230	63,312.67	
1419060	1823082	3/15/2018	230	62,039.00	
1419179	1823165	3/15/2018	230	36,733.11	
1419052	1823079	3/15/2018	230	25,000.00	
1419058	1823081	3/15/2018	230	23,458.15	
1419170	1823166	3/15/2018	230	3,404.14	
1419178	182300301	3/15/2018	230		1,000,000.00
1419579	1823203	3/16/2018	230	224,110.28	
1419752	1823348	3/16/2018	230	190,332.64	
1419678	1823272	3/16/2018	230	6,768.19	
1419578	1823202	3/16/2018	230	2,517.90	
1419577	1823201	3/16/2018	230	2,334.09	
1419677	1823271	3/16/2018	230	744.70	
1419668	1823269	3/16/2018	230	260.90	
1419711	1823357	3/16/2018	230	71.26	
1419670	1823270	3/16/2018	230	13.12	
1420209	1823449	3/19/2018	230	370,222.45	
1420255	1823486	3/19/2018	230	158,085.64	
1420256	1823496	3/19/2018	230	130,000.00	
1420134	1823451	3/19/2018	230	44,782.04	
1420250	1823495	3/19/2018	230	7,600.00	
1420096	1823376	3/19/2018	230	2,094.26	
1420254	1823485	3/19/2018	230	1,003.18	
1420210	1823450	3/19/2018	230	508.96	
1420095	1823375	3/19/2018	230	481.18	
1420253	1823484	3/19/2018	230	159.99	
1420247	1823494	3/19/2018	230	18.68	
1420797	1823530	3/20/2018	230	446,624.50	
1420829	1823570	3/20/2018	230	294,970.62	
1420852	1823571	3/20/2018	230	211,774.51	
1420855	1823572	3/20/2018	230	186,800.26	
1420834	1823569	3/20/2018	230	4,155.13	

Run Date: 6/29/2018
 Run Time: 6:24:16PM

Demand Account Activity

Page: 26
 User: 0

Start Date: 7/1/2017 End Date: 6/29/2018

Jnl. Entry	Ref #	Trx. Date	Ledger	Debit Amount	Credit Amount
1420796	1823529	3/20/2018	230	3,000.00	
1420833	1823568	3/20/2018	230	5.56	
1420777	182700307	3/20/2018	230		1,000,000.00
1421359	1823749	3/21/2018	230	410,534.71	
1421319	1823713	3/21/2018	230	72,706.70	
1421322	1823715	3/21/2018	230	6,386.62	
1421321	1823714	3/21/2018	230	164.07	
1421317	1823712	3/21/2018	230	1.28	
1421363	182700330	3/21/2018	230		1,000,000.00
1421805	1823812	3/22/2018	230	195,000.26	
1421775	1823809	3/22/2018	230	1,733.26	
1421777	1823811	3/22/2018	230	988.16	
1421776	1823810	3/22/2018	230	329.30	
1421808	1823813	3/22/2018	230	83.21	
1422249	1823944	3/23/2018	230	7,669,317.00	
1422196	1823909	3/23/2018	230	224,180.68	
1422328	1824015	3/23/2018	230	150,000.00	
1422307	1823980	3/23/2018	230	53,417.03	
1422313	1823982	3/23/2018	230	2,021.52	
1422305	1823981	3/23/2018	230	574.42	
1422300	1823979	3/23/2018	230	58.12	
1422296	1823978	3/23/2018	230	6.74	
1422235	182700307	3/23/2018	230		8,000,000.00
1422751	1824081	3/26/2018	230	51,707.12	
1422711	1824049	3/26/2018	230	25,000.00	
1422709	1824047	3/26/2018	230	2,450.19	
1422756	1824084	3/26/2018	230	1,158.53	
1422757	1824085	3/26/2018	230	588.90	
1422710	1824048	3/26/2018	230	148.22	
1422753	1824082	3/26/2018	230	42.00	
1422755	1824083	3/26/2018	230	30.81	
1423123	1824166	3/27/2018	230	381,839.59	
1423182	1824219	3/27/2018	230	245,178.08	
1423188	1824220	3/27/2018	230	62,337.55	
1423122	1824165	3/27/2018	230	20,460.79	
1423178	1824218	3/27/2018	230	9.57	
1423116	182300301	3/27/2018	230		1,000,000.00
1423612	1824341	3/28/2018	230	198,784.86	
1423541	1824278	3/28/2018	230	148,112.74	
1423664	1824385	3/28/2018	230	145,878.83	
1423476	1824277	3/28/2018	230	100,000.00	
1423611	1824340	3/28/2018	230	43,991.15	
1423645	1824375	3/28/2018	230	33,825.94	
1423656	1824384	3/28/2018	230	16,338.09	
1423610	1824339	3/28/2018	230	9,393.61	
1424823	1824494	3/29/2018	230	456,930.57	
1424817	1824490	3/29/2018	230	128,061.90	
1424822	1824493	3/29/2018	230	98,453.63	
1424719	1824405	3/29/2018	230	50,403.00	
1424721	1824406	3/29/2018	230	16,612.15	
1424818	1824491	3/29/2018	230	3,444.13	
1424819	1824492	3/29/2018	230	1,185.76	
1425116	1824525	3/30/2018	230	8,574,691.00	
1425118	1824526	3/30/2018	230	115,008.34	
1425252	1824654	3/30/2018	230	60,063.35	
1425239	1824652	3/30/2018	230	18,980.61	

Run Date: 6/29/2018
 Run Time: 6:24:16PM

Demand Account Activity

Page: 27
 User: 0

Start Date: 7/1/2017 End Date: 6/29/2018

Jnl. Entry	Ref #	Trx. Date	Ledger	Debit Amount	Credit Amount
1425119	1824527	3/30/2018	230	14,907.64	
1425198	1824649	3/30/2018	230	2,625.98	
1425235	1824651	3/30/2018	230	1,605.94	
1425227	1824650	3/30/2018	230	1,241.40	
1425248	1824653	3/30/2018	230	106.70	
1425147	182300301	3/30/2018	230		11,000,000.00
1425750	1824738	4/2/2018	230	30,889.96	
1425747	1824735	4/2/2018	230	17,314.86	
1425749	1824737	4/2/2018	230	2,989.82	
1425748	1824736	4/2/2018	230	2.85	
1426128	1824840	4/3/2018	230	36,273.69	
1426123	1824838	4/3/2018	230	25,510.82	
1426079	1824798	4/3/2018	230	2,050.00	
1426119	1824837	4/3/2018	230	820.49	
1426126	1824839	4/3/2018	230	40.01	
1426491	1824907	4/4/2018	230	106,804.46	
1426553	1824963	4/4/2018	230	9,827.77	
1426554	1824965	4/4/2018	230	5,180.70	
1426556	1824966	4/4/2018	230	1,053.83	
1426527	1824964	4/4/2018	230	139.80	
1427037	1825129	4/5/2018	230	14,322,031.00	
1427032	1825128	4/5/2018	230	500,899.74	
1427022	1825118	4/5/2018	230	177,143.92	
1427014	1825116	4/5/2018	230	50,785.22	
1427024	1825121	4/5/2018	230	40,684.04	
1427021	1825117	4/5/2018	230	6,228.54	
1427023	1825120	4/5/2018	230	32.93	
1427036	182300401	4/5/2018	230		14,000,000.00
1427335	1825150	4/6/2018	230	174,922.08	
1427431	1825232	4/6/2018	230	117,022.42	
1427311	1825148	4/6/2018	230	73,479.13	
1427321	1825149	4/6/2018	230	20,171.00	
1427459	1825266	4/6/2018	230	13,900.36	
1427458	1825265	4/6/2018	230	7,737.87	
1427427	1825228	4/6/2018	230	6,941.64	
1427430	1825231	4/6/2018	230	3,920.34	
1427460	1825267	4/6/2018	230	2,907.15	
1427336	1825151	4/6/2018	230	2,583.57	
1427429	1825230	4/6/2018	230	32.61	
1427428	1825229	4/6/2018	230	17.67	
1427316	182700403	4/6/2018	230		1,000,000.00
1427919	1825400	4/9/2018	230	54,361.60	
1427935	1825402	4/9/2018	230	34,073.29	
1427938	1825403	4/9/2018	230	28,832.97	
1427717	1825300	4/9/2018	230	25,000.00	
1427719	1825301	4/9/2018	230	3,707.41	
1427930	1825401	4/9/2018	230	260.02	
1427712	182300401	4/9/2018	230		1,000,000.00
1428367	1825548	4/10/2018	230	2,849,691.73	
1427966	1825434	4/10/2018	230	293,465.65	
1428342	1825518	4/10/2018	230	63,106.50	
1428343	1825519	4/10/2018	230	21,051.22	
1427964	1825433	4/10/2018	230	6,401.90	
1428341	1825517	4/10/2018	230	420.00	
1428337	1825539	4/10/2018	230	244.72	
1428309	1825515	4/10/2018	230	172.09	

Run Date: 6/29/2018
 Run Time: 6:24:16PM

Demand Account Activity

Page: 28
 User: 0

Start Date: 7/1/2017 End Date: 6/29/2018

Jnl. Entry	Ref #	Trx. Date	Ledger	Debit Amount	Credit Amount
1428335	1825516	4/10/2018	230	6.83	
1428370	182700420	4/10/2018	230		3,000,000.00
1428771	1825640	4/11/2018	230	147,264.14	
1428775	1825644	4/11/2018	230	70,177.77	
1428772	1825641	4/11/2018	230	16,338.07	
1428776	1825645	4/11/2018	230	12,673.58	
1428774	1825643	4/11/2018	230	809.30	
1428773	1825642	4/11/2018	230	9.78	
1430046	1825723	4/12/2018	230	5,381,891.00	
1430045	1825722	4/12/2018	230	1,149,881.00	
1428835	1825697	4/12/2018	230	68,508.30	
1430170	1825847	4/12/2018	230	66,462.01	
1430142	1825845	4/12/2018	230	64,799.00	
1430150	1825821	4/12/2018	230	56,216.72	
1430141	1825848	4/12/2018	230	55,194.30	
1430144	1825818	4/12/2018	230	26,330.83	
1430148	1825819	4/12/2018	230	3,404.15	
1430149	1825820	4/12/2018	230	1,210.04	
1430177	1825846	4/12/2018	230	915.94	
1430186	182300401	4/12/2018	230		7,000,000.00
1430580	1825970	4/13/2018	230	215,103.70	
1430474	1825880	4/13/2018	230	178,573.86	
1430638	1826023	4/13/2018	230	103,186.52	
1430636	1826021	4/13/2018	230	80,396.47	
1430473	1825966	4/13/2018	230	51,526.89	
1430579	1825969	4/13/2018	230	37,825.90	
1430509	1825913	4/13/2018	230	9,954.68	
1430637	1826022	4/13/2018	230	3,699.09	
1430514	1825914	4/13/2018	230	2,679.21	
1430631	1826020	4/13/2018	230	2,469.80	
1430577	1825967	4/13/2018	230	107.07	
1430578	1825968	4/13/2018	230	57.99	
1431035	1826124	4/16/2018	230	465,229.37	
1431038	1826127	4/16/2018	230	42,597.77	
1431037	1826126	4/16/2018	230	4,115.47	
1430950	1826045	4/16/2018	230	4,097.53	
1431034	1826123	4/16/2018	230	104.03	
1431036	1826125	4/16/2018	230	7.60	
1431426	1826169	4/17/2018	230	105,604.74	
1431554	1826250	4/17/2018	230	66,534.85	
1431556	1826252	4/17/2018	230	47,237.96	
1431091	1826168	4/17/2018	230	600.00	
1431553	1826249	4/17/2018	230	159.95	
1431555	1826251	4/17/2018	230	1.57	
1432060	1826377	4/18/2018	230	47,524.26	
1432067	1826380	4/18/2018	230	8,668.03	
1432058	1826376	4/18/2018	230	158.64	
1432062	1826378	4/18/2018	230	84.77	
1432065	1826379	4/18/2018	230	68.25	
1431999	182300401	4/18/2018	230		2,000,000.00
1432444	1826476	4/19/2018	230	16,018,596.00	
1432482	1826517	4/19/2018	230	253,612.57	
1432486	1826520	4/19/2018	230	18,702.89	
1432483	1826518	4/19/2018	230	18,599.89	
1432136	1826439	4/19/2018	230	7,270.75	
1432484	1826519	4/19/2018	230	33.86	

Run Date: 6/29/2018
 Run Time: 6:24:16PM

Demand Account Activity

Page: 29
 User: 0

Start Date: 7/1/2017 End Date: 6/29/2018

Jnl. Entry	Ref #	Trx. Date	Ledger	Debit Amount	Credit Amount
1432152	182300401	4/19/2018	230		16,000,000.00
1433222	1826549	4/20/2018	230	227,048.96	
1433309	1826648	4/20/2018	230	225,264.52	
1433319	1826647	4/20/2018	230	51,959.70	
1433265	1826596	4/20/2018	230	23,966.00	
1433323	1826649	4/20/2018	230	7,335.21	
1433223	1826550	4/20/2018	230	5,482.67	
1433317	1826645	4/20/2018	230	949.41	
1433318	1826646	4/20/2018	230	170.75	
1433726	1826757	4/23/2018	230	41,598.18	
1433670	1826756	4/23/2018	230	0.77	
1434100	1826845	4/24/2018	230	287,270.83	
1434212	1826919	4/24/2018	230	167,993.66	
1434214	1826920	4/24/2018	230	100,000.00	
1433790	1826846	4/24/2018	230	25,000.00	
1434256	1826952	4/24/2018	230	20,323.45	
1434257	1826953	4/24/2018	230	20,149.61	
1434104	1826848	4/24/2018	230	11,463.74	
1434258	1826954	4/24/2018	230	6,952.05	
1434259	1826955	4/24/2018	230	6,521.27	
1434103	1826847	4/24/2018	230	940.56	
1434207	1826918	4/24/2018	230	97.65	
1434142	1826917	4/24/2018	230	88.25	
1434241	182300401	4/24/2018	230		1,000,000.00
1434725	1827092	4/25/2018	230	727,080.97	
1434585	1826969	4/25/2018	230	153,438.80	
1434644	1827025	4/25/2018	230	148,462.35	
1434560	1826968	4/25/2018	230	100,000.00	
1434654	1827040	4/25/2018	230	48,557.00	
1434615	1827066	4/25/2018	230	48,100.08	
1434684	1827069	4/25/2018	230	47,265.93	
1434587	1826971	4/25/2018	230	41,324.86	
1434680	1827068	4/25/2018	230	30,826.91	
1434645	1827026	4/25/2018	230	16,338.08	
1434586	1826970	4/25/2018	230	150.30	
1434678	1827067	4/25/2018	230	28.24	
1434675	182600401	4/25/2018	230		1,000,000.00
1434750	1827117	4/26/2018	230	6,323,124.00	
1435905	1827209	4/26/2018	230	200,735.35	
1435907	1827210	4/26/2018	230	159,070.88	
1434781	1827118	4/26/2018	230	120,777.41	
1435908	1827211	4/26/2018	230	76,035.90	
1435904	1827208	4/26/2018	230	4,175.80	
1435903	1827207	4/26/2018	230	1,261.62	
1435822	182300401	4/26/2018	230		7,000,000.00
1436253	1827244	4/27/2018	230	138,083.30	
1436386	1827353	4/27/2018	230	65,455.65	
1436371	1827348	4/27/2018	230	55,412.42	
1436375	1827349	4/27/2018	230	49,137.71	
1436383	1827352	4/27/2018	230	10,805.67	
1436379	1827351	4/27/2018	230	9,250.00	
1436192	1827243	4/27/2018	230	8,771.00	
1436327	1827290	4/27/2018	230	5,993.05	
1436376	1827350	4/27/2018	230	5,261.98	
1436255	1827245	4/27/2018	230	2,291.22	
1436257	1827246	4/27/2018	230	1,461.57	

Run Date: 6/29/2018
 Run Time: 6:24:16PM

Demand Account Activity

Page: 30
 User: 0

Start Date: 7/1/2017 End Date: 6/29/2018

Jnl. Entry	Ref #	Trx. Date	Ledger	Debit Amount	Credit Amount
1436324	1827288	4/27/2018	230	128.26	
1436325	1827289	4/27/2018	230	22.81	
1436358	1827367	4/30/2018	230	158,000.00	
1436820	1827457	4/30/2018	230	33,361.07	
1436818	1827456	4/30/2018	230	5,193.02	
1436819	1827458	4/30/2018	230	769.08	
1436786	1827455	4/30/2018	230	24.02	
1436774	182700410	4/30/2018	230		1,000,000.00
1437195	1827509	5/1/2018	230	178,759.27	
1437233	1827535	5/1/2018	230	27,847.68	
1437268	1827586	5/1/2018	230	7,287.98	
1437207	1827510	5/1/2018	230	3,350.00	
1437225	1827534	5/1/2018	230	8.29	
1437730	1827693	5/2/2018	230	270,000.00	
1437611	1827599	5/2/2018	230	117,193.13	
1437701	1827656	5/2/2018	230	21,501.25	
1437696	1827654	5/2/2018	230	1,893.64	
1437700	1827655	5/2/2018	230	20.56	
1438133	1827804	5/3/2018	230	15,636,296.00	
1437744	1827708	5/3/2018	230	227,247.20	
1437759	1827710	5/3/2018	230	145,999.18	
1437757	1827709	5/3/2018	230	105,694.81	
1437770	1827714	5/3/2018	230	86,707.79	
1437764	1827712	5/3/2018	230	59,863.16	
1437762	1827711	5/3/2018	230	27,350.00	
1438132	1827803	5/3/2018	230	15,957.23	
1437767	1827713	5/3/2018	230	8,799.00	
1438088	1827763	5/3/2018	230	5,107.95	
1438089	1827764	5/3/2018	230	818.40	
1438086	1827762	5/3/2018	230	72.91	
1437776	1827761	5/3/2018	230	58.78	
1438131	183000525	5/3/2018	230		16,000,000.00
1438763	1827963	5/7/2018	230	57,594.73	
1438175	1827827	5/7/2018	230	50,709.04	
1438964	1828077	5/7/2018	230	44,401.57	
1438789	1827978	5/7/2018	230	25,000.00	
1438945	1828073	5/7/2018	230	20,496.87	
1438946	1828074	5/7/2018	230	13,440.00	
1438390	1827894	5/7/2018	230	12,500.18	
1438762	1827977	5/7/2018	230	4,930.11	
1438172	1827825	5/7/2018	230	3,136.56	
1438949	1828076	5/7/2018	230	2,874.89	
1438174	1827826	5/7/2018	230	2,172.11	
1438408	1827896	5/7/2018	230	584.69	
1438948	1828075	5/7/2018	230	319.46	
1438176	1827828	5/7/2018	230	105.57	
1438400	1827895	5/7/2018	230	0.13	
1438759	182700506	5/7/2018	230		1,000,000.00
1439383	1828227	5/8/2018	230	283,880.25	
1439382	1828226	5/8/2018	230	171,082.52	
1439329	1828179	5/8/2018	230	30,069.46	
1439384	1828228	5/8/2018	230	17,047.72	
1438995	1828118	5/8/2018	230	8,176.54	
1439332	1828180	5/8/2018	230	8.81	
1439953	1828344	5/9/2018	230	10,060,382.00	
1439961	1828345	5/9/2018	230	162,229.00	

Run Date: 6/29/2018
 Run Time: 6:24:16PM

Demand Account Activity

Page: 31
 User: 0

Start Date: 7/1/2017 End Date: 6/29/2018

Jnl. Entry	Ref #	Trx. Date	Ledger	Debit Amount	Credit Amount
1439966	1828346	5/9/2018	230	148,092.78	
1439971	1828347	5/9/2018	230	16,338.04	
1439892	1828289	5/9/2018	230	14,363.54	
1439895	1828291	5/9/2018	230	8,061.11	
1439894	1828290	5/9/2018	230	6.54	
1439960	182300501	5/9/2018	230		11,000,000.00
1441087	1828468	5/10/2018	230	899,209.76	
1441096	1828472	5/10/2018	230	285,382.85	
1441089	1828470	5/10/2018	230	111,884.48	
1440951	1828368	5/10/2018	230	109,912.08	
1441088	1828469	5/10/2018	230	61,780.37	
1440945	1828367	5/10/2018	230	21,039.69	
1441094	1828471	5/10/2018	230	3,404.13	
1441526	1828621	5/11/2018	230	170,554.45	
1441503	1828600	5/11/2018	230	122,885.15	
1441506	1828602	5/11/2018	230	12,627.70	
1441384	1828512	5/11/2018	230	10,812.82	
1441382	1828510	5/11/2018	230	8,232.54	
1441383	1828511	5/11/2018	230	3,179.27	
1441509	1828603	5/11/2018	230	162.65	
1441504	1828601	5/11/2018	230	0.85	
1441443	182300501	5/11/2018	230		2,000,000.00
1441916	1828721	5/14/2018	230	178,851.20	
1441917	1828722	5/14/2018	230	65,210.46	
1441848	1828673	5/14/2018	230	5,736.06	
1441919	1828724	5/14/2018	230	4,472.01	
1441849	1828674	5/14/2018	230	1,856.01	
1441918	1828723	5/14/2018	230	3.18	
1442290	1828815	5/15/2018	230	579,542.00	
1442376	1828894	5/15/2018	230	184,570.83	
1442379	1828897	5/15/2018	230	55,680.20	
1442377	1828895	5/15/2018	230	1,735.96	
1442380	1828898	5/15/2018	230	1,003.91	
1442248	1828783	5/15/2018	230	250.00	
1442378	1828896	5/15/2018	230	14.55	
1442371	182300501	5/15/2018	230		1,000,000.00
1442842	1829014	5/16/2018	230	241,139.77	
1442808	1828986	5/16/2018	230	77,242.09	
1442761	1828984	5/16/2018	230	66,346.14	
1442728	1828928	5/16/2018	230	5,237.42	
1442843	1829015	5/16/2018	230	2,810.04	
1442807	1828985	5/16/2018	230	7.53	
1443267	1829107	5/17/2018	230	14,627,585.00	
1443268	1829111	5/17/2018	230	9,702.00	
1443264	1829105	5/17/2018	230	8,152.42	
1443269	1829108	5/17/2018	230	6,556.28	
1443266	1829106	5/17/2018	230	2,047.73	
1443270	1829109	5/17/2018	230	1,230.82	
1443265	1829110	5/17/2018	230	296.24	
1443204	182300501	5/17/2018	230		15,000,000.00
1443998	1829291	5/18/2018	230	411,000.00	
1443966	1829258	5/18/2018	230	376,135.40	
1443999	1829292	5/18/2018	230	268,100.27	
1443962	1829256	5/18/2018	230	210,151.70	
1443965	1829257	5/18/2018	230	36,429.94	
1444001	1829294	5/18/2018	230	25,615.88	

Run Date: 6/29/2018
 Run Time: 6:24:16PM

Demand Account Activity

Page: 32
 User: 0

Start Date: 7/1/2017 End Date: 6/29/2018

Jnl. Entry	Ref #	Trx. Date	Ledger	Debit Amount	Credit Amount
1444000	1829293	5/18/2018	230	5,303.96	
1443887	1829199	5/18/2018	230	3,822.75	
1443960	1829255	5/18/2018	230	21.00	
1443958	1829254	5/18/2018	230	12.78	
1444385	1829385	5/21/2018	230	548,074.63	
1444368	1829382	5/21/2018	230	50,795.14	
1444304	1829339	5/21/2018	230	25,000.00	
1444296	1829337	5/21/2018	230	8,334.99	
1444377	1829384	5/21/2018	230	4,725.15	
1444299	1829338	5/21/2018	230	2,655.02	
1444372	1829383	5/21/2018	230	240.79	
1444331	182700503	5/21/2018	230		1,000,000.00
1444477	1829489	5/22/2018	230	250,101.91	
1444744	1829491	5/22/2018	230	74,140.57	
1444868	1829591	5/22/2018	230	28,202.00	
1444816	1829548	5/22/2018	230	10,245.21	
1444739	1829490	5/22/2018	230	4,130.00	
1444866	1829590	5/22/2018	230	196.30	
1444794	182700505	5/22/2018	230		1,000,000.00
1445337	1829737	5/23/2018	230	13,674,216.00	
1445324	1829715	5/23/2018	230	151,830.30	
1445285	1829683	5/23/2018	230	132,658.18	
1445206	1829626	5/23/2018	230	100,000.00	
1445311	1829713	5/23/2018	230	87,971.22	
1445340	1829738	5/23/2018	230	67,306.00	
1445200	1829625	5/23/2018	230	39,248.88	
1445330	1829716	5/23/2018	230	16,338.09	
1445276	1829679	5/23/2018	230	10,206.67	
1445270	1829678	5/23/2018	230	8,500.00	
1445281	1829682	5/23/2018	230	2,359.14	
1444894	1829624	5/23/2018	230	1,639.85	
1445278	1829681	5/23/2018	230	240.27	
1445277	1829680	5/23/2018	230	45.50	
1445344	182700516	5/23/2018	230		14,000,000.00
1446452	1829823	5/24/2018	230	302,202.12	
1446380	1829752	5/24/2018	230	77,784.99	
1446450	1829821	5/24/2018	230	23,504.93	
1446379	1829751	5/24/2018	230	21,530.36	
1445360	1829750	5/24/2018	230	19,725.10	
1446457	1829824	5/24/2018	230	5,124.49	
1446451	1829822	5/24/2018	230	3,404.15	
1446445	1829820	5/24/2018	230	1,440.20	
1447025	1830034	5/25/2018	230	250,000.00	
1447009	1830007	5/25/2018	230	224,377.57	
1446886	1829926	5/25/2018	230	104,255.38	
1447001	1830005	5/25/2018	230	73,752.69	
1446579	1829924	5/25/2018	230	13,631.65	
1447016	1830009	5/25/2018	230	12,813.09	
1447013	1830008	5/25/2018	230	3,208.26	
1446885	1829925	5/25/2018	230	2,343.45	
1447008	1830006	5/25/2018	230	613.60	
1446940	182700509	5/25/2018	230		1,000,000.00
1447046	1830042	5/29/2018	230	124,122.16	
1447507	1830156	5/29/2018	230	96,365.56	
1447479	1830143	5/29/2018	230	43,844.01	
1447515	1830158	5/29/2018	230	18,000.00	

Run Date: 6/29/2018
 Run Time: 6:24:16PM

Demand Account Activity

Page: 33
 User: 0

Start Date: 7/1/2017 End Date: 6/29/2018

Jnl. Entry	Ref #	Trx. Date	Ledger	Debit Amount	Credit Amount
1447363	1830043	5/29/2018	230	4,733.21	
1447460	1830103	5/29/2018	230	4,058.13	
1447366	1830044	5/29/2018	230	2,098.93	
1447369	1830045	5/29/2018	230	1,140.00	
1447463	1830104	5/29/2018	230	354.01	
1447468	1830106	5/29/2018	230	106.53	
1447466	1830105	5/29/2018	230	53.30	
1448047	1830284	5/30/2018	230	10,663,272.00	
1448027	1830259	5/30/2018	230	56,410.97	
1447933	1830181	5/30/2018	230	17,240.00	
1448024	1830258	5/30/2018	230	9,403.77	
1447934	1830182	5/30/2018	230	5,400.00	
1448020	1830257	5/30/2018	230	13.69	
1447901	182300501	5/30/2018	230		12,000,000.00
1448488	1830372	5/31/2018	230	120,677.14	
1448486	1830370	5/31/2018	230	18,701.78	
1448483	1830369	5/31/2018	230	4,140.31	
1448419	1830309	5/31/2018	230	1,357.97	
1448487	1830371	5/31/2018	230	701.52	
1448491	1830373	5/31/2018	230	70.21	
1448573	1830442	6/1/2018	230	116,506.58	
1448575	1830443	6/1/2018	230	110,579.37	
1449113	1830505	6/1/2018	230	41,347.94	
1449036	1830464	6/1/2018	230	38,595.80	
1448594	1830532	6/1/2018	230	24,310.70	
1449108	1830503	6/1/2018	230	17,626.84	
1449131	1830533	6/1/2018	230	11,106.90	
1449132	1830534	6/1/2018	230	5,906.88	
1449111	1830504	6/1/2018	230	2.45	
1449554	1830652	6/4/2018	230	38,728.86	
1449562	1830654	6/4/2018	230	14,130.15	
1449453	1830566	6/4/2018	230	2,670.77	
1449455	1830567	6/4/2018	230	1,602.98	
1449561	1830653	6/4/2018	230	8.22	
1449959	1830753	6/5/2018	230	591,704.75	
1449949	1830754	6/5/2018	230	135,601.48	
1449957	1830752	6/5/2018	230	99,930.00	
1450004	1830802	6/5/2018	230	25,865.75	
1449955	1830750	6/5/2018	230	25,000.00	
1449956	1830751	6/5/2018	230	16,363.56	
1449950	1830755	6/5/2018	230	6,493.94	
1449951	1830756	6/5/2018	230	540.00	
1449953	1830757	6/5/2018	230	84.49	
1450371	1830901	6/6/2018	230	157,094.92	
1450385	1830910	6/6/2018	230	52,917.92	
1450380	1830907	6/6/2018	230	45,216.44	
1450377	1830904	6/6/2018	230	34,928.50	
1450384	1830909	6/6/2018	230	29,850.00	
1450375	1830902	6/6/2018	230	10,625.76	
1450378	1830905	6/6/2018	230	5,120.13	
1450379	1830906	6/6/2018	230	4,529.02	
1450382	1830908	6/6/2018	230	154.52	
1450376	1830903	6/6/2018	230	1.67	
1450275	182700602	6/6/2018	230		1,000,000.00
1451789	1831009	6/7/2018	230	336,847.90	
1451790	1831010	6/7/2018	230	158,292.19	

Run Date: 6/29/2018
 Run Time: 6:24:16PM

Demand Account Activity

Page: 34
 User: 0

Start Date: 7/1/2017 End Date: 6/29/2018

Jnl. Entry	Ref #	Trx. Date	Ledger	Debit Amount	Credit Amount
1451725	1830964	6/7/2018	230	113,191.06	
1451728	1830966	6/7/2018	230	58,104.00	
1451726	1830965	6/7/2018	230	31,466.87	
1451780	1831006	6/7/2018	230	29,448.21	
1451743	1830976	6/7/2018	230	16,338.04	
1451786	1831007	6/7/2018	230	4,104.13	
1451736	1830975	6/7/2018	230	2,283.27	
1451787	1831008	6/7/2018	230	1,417.92	
1451857	182700626	6/7/2018	230		1,000,000.00
1451878	1831093	6/8/2018	230	8,230,917.00	
1452231	1831188	6/8/2018	230	167,806.99	
1452243	1831190	6/8/2018	230	117,564.18	
1452240	1831189	6/8/2018	230	40,422.37	
1452247	1831191	6/8/2018	230	37,539.13	
1452248	1831192	6/8/2018	230	17,059.20	
1452268	1831193	6/8/2018	230	420.00	
1452271	1831194	6/8/2018	230	353.07	
1452146	182700601	6/8/2018	230		9,000,000.00
1452745	1831349	6/11/2018	230	126,938.50	
1452668	1831277	6/11/2018	230	114,842.28	
1452663	1831275	6/11/2018	230	64,501.48	
1452744	1831348	6/11/2018	230	57,003.15	
1452672	1831346	6/11/2018	230	46,193.03	
1452743	1831347	6/11/2018	230	6,516.71	
1452669	1831278	6/11/2018	230	5,131.44	
1452667	1831276	6/11/2018	230	3,004.23	
1452670	1831279	6/11/2018	230	1,677.16	
1453207	1831473	6/12/2018	230	180,187.45	
1453084	1831389	6/12/2018	230	138,903.54	
1453156	1831437	6/12/2018	230	124,045.72	
1453192	1831472	6/12/2018	230	79,566.71	
1453080	1831387	6/12/2018	230	16,235.50	
1453083	1831388	6/12/2018	230	3,948.78	
1453953	1831630	6/13/2018	230	14,221,295.00	
1453978	1831616	6/13/2018	230	18,000.00	
1453984	1831621	6/13/2018	230	12,053.22	
1453980	1831617	6/13/2018	230	7,065.48	
1453981	1831618	6/13/2018	230	5,527.74	
1453982	1831619	6/13/2018	230	750.00	
1453977	1831615	6/13/2018	230	456.98	
1453929	1831629	6/13/2018	230	161.90	
1453983	1831620	6/13/2018	230	58.02	
1453876	182300601	6/13/2018	230		15,000,000.00
1454463	1831799	6/14/2018	230	199,009.25	
1454458	1831790	6/14/2018	230	186,081.66	
1454457	1831789	6/14/2018	230	33,185.27	
1454454	1831787	6/14/2018	230	27,398.96	
1454469	1831800	6/14/2018	230	23,659.99	
1454460	1831791	6/14/2018	230	3,687.09	
1454430	1831786	6/14/2018	230	2,377.35	
1454456	1831788	6/14/2018	230	1,787.82	
1454451	1831785	6/14/2018	230	605.96	
1454461	1831792	6/14/2018	230	44.73	
1454475	1831793	6/14/2018	230	22.38	
1454975	1831947	6/15/2018	230	1,116,500.00	
1454996	1831926	6/15/2018	230	131,731.02	

Run Date: 6/29/2018
 Run Time: 6:24:16PM

Demand Account Activity

Page: 35
 User: 0

Start Date: 7/1/2017 End Date: 6/29/2018

Jnl. Entry	Ref #	Trx. Date	Ledger	Debit Amount	Credit Amount
1454974	1831918	6/15/2018	230	120,911.88	
1455003	1831948	6/15/2018	230	117,996.86	
1454994	1831925	6/15/2018	230	19,002.00	
1454997	1831927	6/15/2018	230	14,682.62	
1454993	1831924	6/15/2018	230	11,945.86	
1455001	1831930	6/15/2018	230	8,124.54	
1454999	1831929	6/15/2018	230	1,470.00	
1455004	1831949	6/15/2018	230	735.13	
1454998	1831928	6/15/2018	230	26.80	
1454835	182300601	6/15/2018	230		1,000,000.00
1455618	1832115	6/18/2018	230	52,118.00	
1455562	1832064	6/18/2018	230	49,115.71	
1455471	1832000	6/18/2018	230	25,000.00	
1455561	1832063	6/18/2018	230	4,126.82	
1455050	1831997	6/18/2018	230	3,338.53	
1455297	1831998	6/18/2018	230	2,055.21	
1455470	1831999	6/18/2018	230	262.61	
1455555	1832061	6/18/2018	230	61.39	
1455560	1832062	6/18/2018	230	8.60	
1455619	182300602	6/18/2018	230		1,000,000.00
1455946	1832124	6/19/2018	230	259,575.16	
1456065	1832236	6/19/2018	230	195,965.70	
1456070	1832238	6/19/2018	230	133,145.55	
1455945	1832123	6/19/2018	230	54,153.00	
1455623	1832122	6/19/2018	230	38,805.77	
1456075	1832239	6/19/2018	230	13,221.59	
1456063	1832235	6/19/2018	230	1,315.42	
1456068	1832237	6/19/2018	230	61.08	
1456846	1832380	6/20/2018	230	490,224.05	
1456902	1832432	6/20/2018	230	487,002.00	
1456887	1832415	6/20/2018	230	147,450.12	
1456842	1832377	6/20/2018	230	28,883.38	
1456125	1832282	6/20/2018	230	17,500.00	
1456886	1832414	6/20/2018	230	16,338.09	
1456843	1832378	6/20/2018	230	284.52	
1456844	1832379	6/20/2018	230	74.85	
1456919	182300602	6/20/2018	230		2,000,000.00
1458241	1832473	6/21/2018	230	18,121,233.00	
1458350	1832562	6/21/2018	230	378,121.27	
1458211	1832445	6/21/2018	230	248,264.63	
1458200	1832443	6/21/2018	230	129,183.08	
1458315	1832542	6/21/2018	230	62,717.06	
1458208	1832444	6/21/2018	230	58,197.05	
1458316	1832543	6/21/2018	230	7,187.12	
1458325	1832545	6/21/2018	230	3,404.14	
1458385	1832597	6/21/2018	230	1,680.00	
1458319	1832544	6/21/2018	230	1,465.57	
1458243	182300601	6/21/2018	230		18,000,000.00
1458744	1832612	6/22/2018	230	249,187.53	
1458934	1832681	6/22/2018	230	6,096.88	
1458858	1832678	6/22/2018	230	4,917.21	
1458743	1832611	6/22/2018	230	4,583.30	
1458925	1832677	6/22/2018	230	1,837.73	
1458933	1832680	6/22/2018	230	1,571.99	
1458929	1832679	6/22/2018	230	32.95	
1458827	182300601	6/22/2018	230		1,000,000.00

Run Date: 6/29/2018
 Run Time: 6:24:16PM

Demand Account Activity

Page: 36
 User: 0

Start Date: 7/1/2017 End Date: 6/29/2018

Jnl. Entry	Ref #	Trx. Date	Ledger	Debit Amount	Credit Amount
1459754	1832883	6/25/2018	230	382,517.87	
1459635	1832882	6/25/2018	230	271,922.79	
1459702	1832851	6/25/2018	230	145,513.42	
1459574	1832761	6/25/2018	230	32,690.50	
1459694	1832847	6/25/2018	230	19,759.95	
1459581	1832763	6/25/2018	230	14,999.00	
1459700	1832850	6/25/2018	230	5,153.59	
1459578	1832762	6/25/2018	230	2,298.21	
1459697	1832848	6/25/2018	230	694.96	
1459639	1832849	6/25/2018	230	179.94	
1459619	182700602	6/25/2018	230		1,000,000.00
1460522	1833064	6/26/2018	230	535,696.62	
1460383	1832960	6/26/2018	230	100,000.00	
1460526	1833070	6/26/2018	230	43,230.00	
1460517	1833073	6/26/2018	230	42,323.11	
1460520	1833063	6/26/2018	230	24,575.76	
1460477	1833033	6/26/2018	230	22,405.27	
1460521	1833068	6/26/2018	230	22,320.68	
1460524	1833069	6/26/2018	230	2,277.94	
1460474	1833067	6/26/2018	230	1,417.00	
1460525	1833065	6/26/2018	230	941.48	
1460518	1833066	6/26/2018	230	171.85	
1461193	1833193	6/27/2018	230	2,993,964.67	
1461210	1833222	6/27/2018	230	249,641.66	
1461201	1833194	6/27/2018	230	41,218.85	
1461041	1833086	6/27/2018	230	16,383.07	
1461026	1833084	6/27/2018	230	9,633.34	
1461204	1833197	6/27/2018	230	6,455.20	
1461203	1833196	6/27/2018	230	4,364.23	
1461040	1833085	6/27/2018	230	757.75	
1461202	1833195	6/27/2018	230	39.10	
1461988	1833407	6/28/2018	230	9,934,264.00	
1461923	1833347	6/28/2018	230	518,391.17	
1461243	1833237	6/28/2018	230	140,000.00	
1461998	1833408	6/28/2018	230	5,356.71	
1461916	1833345	6/28/2018	230	5,169.87	
1461911	1833344	6/28/2018	230	1,371.76	
1461919	1833346	6/28/2018	230	228.19	
1461955	182700625	6/28/2018	230		15,000,000.00
1462774	1833462	6/29/2018	230	234,676.34	
1462897	1833577	6/29/2018	230	192,478.35	
1462892	1833575	6/29/2018	230	122,368.09	
1462891	1833574	6/29/2018	230	75,155.48	
1462895	1833576	6/29/2018	230	2,221.00	
1462890	1833573	6/29/2018	230	2,124.39	

Totals for:	230 - Regions Bank	Count:	1,980	1,056,222,811.33	1,056,003,144.62
--------------------	---------------------------	---------------	--------------	-------------------------	-------------------------

Run Date: 6/29/2018
 Run Time: 6:24:16PM

Demand Account Activity

Start Date: 7/1/2017 End Date: 6/29/2018

Page: 37
 User: 0

Jnl. Entry	Ref #	Trx. Date	Ledger	Debit Amount	Credit Amount
260 - Bank of the Ozarks					
1325069	182700706	7/3/2017	260		22,000,000.00
1325383	182700711	7/5/2017	260		220,000,000.00
1326550	18270070712	7/6/2017	260	26,000,000.00	
1326955	182700721	7/7/2017	260		23,000,000.00
1327398	172600701	7/10/2017	260		14,000,000.00
1327841	172600701	7/11/2017	260		63,000,000.00
1328336	172600701	7/12/2017	260		8,000,000.00
1328722	172600701	7/13/2017	260	106,000,000.00	
1329628	172600702	7/17/2017	260	92,000,000.00	
1329626	172600701	7/17/2017	260	1,000,000.00	
1330050	172600701	7/18/2017	260	59,000,000.00	
1330801	172600701	7/19/2017	260		23,000,000.00
1332080	172600701	7/20/2017	260	63,000,000.00	
1332081	172700701	7/20/2017	260	24,000,000.00	
1333104	172700717	7/24/2017	260	30,000,000.00	
1333080	1801801	7/24/2017	260	113,947.99	
1333490	172600701	7/25/2017	260		70,000,000.00
1333967	172600701	7/26/2017	260	10,000,000.00	
1334531	172300701	7/27/2017	260	13,000,000.00	
1334546	172600701	7/27/2017	260	13,000,000.00	
1334951	172600701	7/28/2017	260	28,000,000.00	
1335693	182700712	7/31/2017	260		73,000,000.00
1336051	172600801	8/1/2017	260		69,000,000.00
1336530	172600802	8/3/2017	260	16,000,000.00	
1337661	172600801	8/3/2017	260	5,000,000.00	
1338037	172600801	8/4/2017	260		40,000,000.00
1338392	172600801	8/7/2017	260		34,000,000.00
1338864	172600801	8/8/2017	260	10,000,000.00	
1339763	172600801	8/10/2017	260	35,000,000.00	
1339756	172300801	8/10/2017	260	1,000,000.00	
1340269	172600801	8/11/2017	260		94,000,000.00
1340616	172600801	8/14/2017	260	65,000,000.00	
1340665	172300801	8/14/2017	260	1,000,000.00	
1340660	1803676	8/14/2017	260	282,551.94	
1340851	172600801	8/15/2017	260		8,000,000.00
1341611	172600801	8/16/2017	260	50,000,000.00	
1341612	172300801	8/16/2017	260	45,000,000.00	
1343618	172600801	8/18/2017	260		58,000,000.00
1344014	172600802	8/21/2017	260	35,000,000.00	
1344003	172600801	8/21/2017	260	1,000,000.00	
1344507	172600801	8/22/2017	260	197,000,000.00	
1345043	172600801	8/23/2017	260		211,000,000.00
1345988	Back Out Journal Er	8/25/2017	260	44,000,000.00	
1345986	172700808	8/25/2017	260		44,000,000.00
1345989	Correct Journal Entr	8/25/2017	260		39,000,000.00
1346374	172700810	8/28/2017	260	6,000,000.00	
1346815	172600802	8/29/2017	260	19,000,000.00	
1346810	172600801	8/29/2017	260	1,000,000.00	
1347241	172700812	8/30/2017	260	167,000,000.00	
1347319	172600801	8/30/2017	260	17,000,000.00	
1348810	182700809	8/31/2017	260		105,000,000.00
1349145	172600901	9/1/2017	260		211,000,000.00
1349506	172700904	9/5/2017	260	3,000,000.00	
1350003	172600902	9/7/2017	260	13,000,000.00	
1350453	172600901	9/7/2017	260	13,000,000.00	

Run Date: 6/29/2018
 Run Time: 6:24:16PM

Demand Account Activity

Start Date: 7/1/2017 End Date: 6/29/2018

Page: 38
 User: 0

Jnl. Entry	Ref #	Trx. Date	Ledger	Debit Amount	Credit Amount
1350935	172600901	9/8/2017	260		28,000,000.00
1351362	182700901	9/11/2017	260	5,000,000.00	
1353421	172600901	9/14/2017	260	196,000,000.00	
1353369	172300901	9/14/2017	260	39,000,000.00	
1353925	172600901	9/15/2017	260		21,000,000.00
1354388	172700903	9/18/2017	260	43,000,000.00	
1354306	Correct Journal Entr	9/18/2017	260	39,000,000.00	
1354391	Back Out Journal Er	9/18/2017	260		43,000,000.00
1355040	1806980	9/19/2017	260	266,493.05	
1355092	172700902	9/19/2017	260		20,000,000.00
1355636	172600901	9/20/2017	260	67,000,000.00	
1355667	172600902	9/20/2017	260	20,000,000.00	
1356740	182700901	9/22/2017	260		103,000,000.00
1357220	172600901	9/25/2017	260	11,000,000.00	
1357223	172300901	9/25/2017	260	1,000,000.00	
1357686	172700917	9/26/2017	260	33,000,000.00	
1358168	172300901	9/27/2017	260	2,000,000.00	
1358107	Back Out Journal Er	9/27/2017	260		2,000,000.00
1359325	172600901	9/28/2017	260	37,000,000.00	
1359406	172300901	9/28/2017	260	19,000,000.00	
1359782	182300902	9/29/2017	260	28,000,000.00	
1360253	172601001	10/2/2017	260		21,000,000.00
1361900	Back Out Journal Er	10/6/2017	260	82,000,000.00	
1361887	182701010	10/6/2017	260		82,000,000.00
1361902	Correct Journal Entr	10/6/2017	260		86,000,000.00
1362538	172601001	10/10/2017	260		28,000,000.00
1363109	172601001	10/11/2017	260	53,000,000.00	
1363063	172301001	10/11/2017	260	2,000,000.00	
1364199	172301001	10/12/2017	260	54,000,000.00	
1364143	172601001	10/12/2017	260	41,000,000.00	
1364630	172601001	10/13/2017	260		93,000,000.00
1365145	172601001	10/16/2017	260	57,000,000.00	
1365149	172301001	10/16/2017	260	1,000,000.00	
1365738	172601001	10/17/2017	260		60,000,000.00
1366104	172701001	10/18/2017	260		60,000,000.00
1366983	Correct Journal Entr	10/19/2017	260	10,000,000.00	
1366942	172301001	10/19/2017	260	9,000,000.00	
1366982	Back Out Journal Er	10/19/2017	260		9,000,000.00
1367371	172601002	10/20/2017	260	11,000,000.00	
1367884	172701001	10/23/2017	260	73,000,000.00	
1367885	173001001	10/23/2017	260	5,000,000.00	
1367846	173001001	10/23/2017	260	5,000,000.00	
1367878	Back Out Journal Er	10/23/2017	260		5,000,000.00
1368214	173001001	10/24/2017	260	40,000,000.00	
1368232	172601001	10/24/2017	260		19,000,000.00
1368268	Back Out Journal Er	10/24/2017	260		40,000,000.00
1368772	173001006	10/25/2017	260	4,000,000.00	
1368797	Correct Journal Entr	10/25/2017	260	3,000,000.00	
1368747	Back Out Journal Er	10/25/2017	260		4,000,000.00
1368774	Back Out Journal Er	10/25/2017	260		3,000,000.00
1369812	172601001	10/26/2017	260	2,000,000.00	
1370471	172601001	10/27/2017	260		40,000,000.00
1370741	1810620	10/30/2017	260	268,829.24	
1370824	172601001	10/30/2017	260		109,000,000.00
1371529	172701002	10/31/2017	260	4,000,000.00	
1371845	Back Out Journal Er	11/1/2017	260	6,000,000.00	

Run Date: 6/29/2018
 Run Time: 6:24:16PM

Demand Account Activity

Page: 39
 User: 0

Start Date: 7/1/2017 End Date: 6/29/2018

Jnl. Entry	Ref #	Trx. Date	Ledger	Debit Amount	Credit Amount
1371837	172601001	11/1/2017	260		6,000,000.00
1372205	172601001	11/2/2017	260	100,000,000.00	
1372678	172601001	11/3/2017	260		50,000,000.00
1373057	Correct Journal Entr	11/6/2017	260	25,000,000.00	
1372676	172601001	11/6/2017	260	12,000,000.00	
1372938	Back Out Journal Er	11/6/2017	260		12,000,000.00
1373510	172601001	11/7/2017	260		49,000,000.00
1373949	172601001	11/8/2017	260		15,000,000.00
1375153	172601001	11/9/2017	260	225,000,000.00	
1375125	172301001	11/9/2017	260	1,000,000.00	
1375696	172701102	11/13/2017	260		173,000,000.00
1375893	172601001	11/13/2017	260		38,000,000.00
1376282	172601001	11/14/2017	260	5,000,000.00	
1376279	172301001	11/14/2017	260	1,000,000.00	
1376760	172301101	11/15/2017	260	10,000,000.00	
1377188	172701106	11/16/2017	260	94,000,000.00	
1377597	172601001	11/17/2017	260		233,000,000.00
1378110	172601001	11/20/2017	260	4,000,000.00	
1378430	Back Out Journal Er	11/21/2017	260	24,000,000.00	
1378113	1812751	11/21/2017	260	455,811.04	
1378552	172601101	11/21/2017	260		24,000,000.00
1378440	Correct Journal Entr	11/21/2017	260		23,000,000.00
1379050	182701105	11/22/2017	260	180,000,000.00	
1379068	182601103	11/22/2017	260	1,000,000.00	
1380023	172701101	11/27/2017	260	15,000,000.00	
1380162	172601101	11/27/2017	260		25,000,000.00
1380593	172601101	11/28/2017	260	244,000,000.00	
1381056	Back Out Journal Er	11/29/2017	260	113,000,000.00	
1381054	172601101	11/29/2017	260		113,000,000.00
1381057	Correct Journal Entr	11/29/2017	260		98,000,000.00
1381766	182701110	11/30/2017	260	9,000,000.00	
1381628	182701109	11/30/2017	260	8,000,000.00	
1382133	Back Out Journal Er	12/1/2017	260	2,000,000.00	
1382115	172601101	12/1/2017	260		2,000,000.00
1382134	Correct Journal Entr	12/1/2017	260		1,000,000.00
1382976	172601201	12/5/2017	260		19,000,000.00
1383382	182701206	12/6/2017	260	19,000,000.00	
1384578	172601201	12/8/2017	260		116,000,000.00
1385380	172601201	12/11/2017	260		145,000,000.00
1385838	172601201	12/12/2017	260		26,000,000.00
1386279	182301201	12/13/2017	260	39,000,000.00	
1386252	182701202	12/13/2017	260	35,000,000.00	
1386748	Back Out Journal Er	12/14/2017	260	159,000,000.00	
1386743	172601201	12/14/2017	260		159,000,000.00
1386749	Correct Journal Entr	12/14/2017	260		158,000,000.00
1387120	1815091	12/15/2017	260	349,332.69	
1387170	172601201	12/15/2017	260		32,000,000.00
1388247	172601201	12/19/2017	260	21,000,000.00	
1388709	182701210	12/20/2017	260	39,000,000.00	
1388717	Correct Journal Entr	12/20/2017	260	3,000,000.00	
1388710	182701211	12/20/2017	260	2,000,000.00	
1388716	Back Out Journal Er	12/20/2017	260		2,000,000.00
1389850	172601201	12/21/2017	260		9,000,000.00
1390487	172601201	12/22/2017	260		16,000,000.00
1390489	BOA TO BOO 12/26	12/26/2017	260	72,000,000.00	
1390885	172301201	12/27/2017	260	14,000,000.00	

Run Date: 6/29/2018
 Run Time: 6:24:16PM

Demand Account Activity

Page: 40
 User: 0

Start Date: 7/1/2017 End Date: 6/29/2018

Jnl. Entry	Ref #	Trx. Date	Ledger	Debit Amount	Credit Amount
1391293	182701210	12/28/2017	260	125,000,000.00	
1391802	18/2701215	12/29/2017	260	156,000,000.00	
1392152	182600101	1/2/2018	260		75,000,000.00
1392592	180103	1/3/2018	260		153,000,000.00
1393770	1816523	1/4/2018	260	306,577.83	
1394153	182600101	1/5/2018	260		101,000,000.00
1393789	182600105	1/5/2018	260		5,000,000.00
1394620	182600101	1/8/2018	260	19,000,000.00	
1394618	182300101	1/8/2018	260	1,000,000.00	
1395060	182600101	1/9/2018	260		19,000,000.00
1395494	182600101	1/10/2018	260	63,000,000.00	
1395512	182300101	1/10/2018	260	1,000,000.00	
1395923	182300101	1/11/2018	260	11,000,000.00	
1396334	182300101	1/12/2018	260	15,000,000.00	
1396347	182600101	1/12/2018	260	6,000,000.00	
1396318	Jan16 Snow Day	1/16/2018	260		30,000,000.00
1396830	182700130	1/17/2018	260	9,000,000.00	
1396835	Back Out Journal Er	1/17/2018	260	1,000,000.00	
1396847	Correct Journal Entr	1/17/2018	260	1,000,000.00	
1396811	182300101	1/17/2018	260		1,000,000.00
1398076	182300101	1/18/2018	260	15,000,000.00	
1396893	182700132	1/18/2018	260	1,000,000.00	
1398999	182600101	1/22/2018	260		43,000,000.00
1399355	18270101	1/23/2018	260	94,000,000.00	
1400486	Back Out Journal Er	1/25/2018	260	97,000,000.00	
1400495	Correct Journal Entr	1/25/2018	260	97,000,000.00	
1400465	182600101	1/25/2018	260		97,000,000.00
1401104	182600101	1/26/2018	260		79,000,000.00
1401939	182700101	1/30/2018	260	15,000,000.00	
1402337	182700223	1/31/2018	260		73,000,000.00
1402986	182600201	2/1/2018	260	156,000,000.00	
1403015	182300201	2/1/2018	260	1,000,000.00	
1404155	182600201	2/2/2018	260		100,000,000.00
1404997	1819533	2/6/2018	260	364,374.15	
1405000	182700220	2/6/2018	260		52,000,000.00
1405480	182700225	2/7/2018	260		39,000,000.00
1405498	182700225	2/8/2018	260	23,000,000.00	
1406341	182700215	2/9/2018	260		59,000,000.00
1406782	182700201	2/12/2018	260	17,000,000.00	
1406820	182300201	2/12/2018	260	8,000,000.00	
1407277	182700201	2/13/2018	260	32,000,000.00	
1407259	182300201	2/13/2018	260	1,000,000.00	
1408880	182700206	2/15/2018	260	24,000,000.00	
1409832	182600201	2/20/2018	260		13,000,000.00
1410289	182600201	2/21/2018	260	192,000,000.00	
1410404	182300201	2/21/2018	260	8,000,000.00	
1411375	182600201	2/23/2018	260		371,000,000.00
1411713	182700211	2/26/2018	260		20,000,000.00
1412240	182700220	2/27/2018	260	39,000,000.00	
1413270	182700315	3/1/2018	260	52,000,000.00	
1414385	1827003030	3/2/2018	260		60,000,000.00
1414975	182700306	3/5/2018	260	120,000,000.00	
1414966	182300301	3/5/2018	260	1,000,000.00	
1415397	182700307	3/6/2018	260	79,000,000.00	
1415383	182300301	3/6/2018	260	5,000,000.00	
1415817	182700301	3/7/2018	260	102,000,000.00	

Run Date: 6/29/2018
 Run Time: 6:24:16PM

Demand Account Activity

Page: 41
 User: 0

Start Date: 7/1/2017 End Date: 6/29/2018

Jnl. Entry	Ref #	Trx. Date	Ledger	Debit Amount	Credit Amount
1416731	182700326	3/9/2018	260		89,000,000.00
1417215	182600301	3/12/2018	260		57,000,000.00
1417620	182600301	3/13/2018	260		27,000,000.00
1418053	182700306	3/14/2018	260	4,000,000.00	
1419197	182600301	3/15/2018	260		47,000,000.00
1419708	1823354	3/16/2018	260	279,840.24	
1420222	182700320	3/19/2018	260		92,000,000.00
1420887	182700326	3/20/2018	260		11,000,000.00
1421367	182700331	3/21/2018	260	142,000,000.00	
1421362	182700331	3/21/2018	260	137,000,000.00	
1421363	182700330	3/21/2018	260	1,000,000.00	
1421361	Back Out Journal Er	3/21/2018	260		142,000,000.00
1421778	182700332	3/22/2018	260		42,000,000.00
1422329	Back Out Journal Er	3/23/2018	260	50,000,000.00	
1422322	182700330	3/23/2018	260		50,000,000.00
1422348	Correct Journal Entr	3/23/2018	260		49,000,000.00
1422837	Back Out Journal Er	3/26/2018	260	83,000,000.00	
1422836	182600301	3/26/2018	260		83,000,000.00
1422838	Correct Journal Entr	3/26/2018	260		82,000,000.00
1423576	182700307	3/28/2018	260	158,000,000.00	
1424820	182700307	3/29/2018	260	427,000,000.00	
1425271	182700301	3/30/2018	260		170,000,000.00
1425787	182600401	4/2/2018	260		266,000,000.00
1426152	182700406	4/3/2018	260	7,000,000.00	
1427036	182300401	4/5/2018	260	14,000,000.00	
1427040	182600401	4/5/2018	260	6,000,000.00	
1427456	182600401	4/6/2018	260	6,000,000.00	
1427425	1825226	4/6/2018	260	311,153.47	
1427942	182700401	4/9/2018	260	2,000,000.00	
1428370	182700420	4/10/2018	260	3,000,000.00	
1430186	182300401	4/12/2018	260	7,000,000.00	
1430946	182600401	4/16/2018	260		164,000,000.00
1431563	182700401	4/17/2018	260	3,000,000.00	
1431456	182600401	4/17/2018	260		40,000,000.00
1434229	182600402	4/24/2018	260	2,000,000.00	
1434241	182300401	4/24/2018	260	1,000,000.00	
1434251	Correct Journal Entr	4/24/2018	260		10,000,000.00
1434713	182600402	4/25/2018	260	7,000,000.00	
1434675	182600401	4/25/2018	260	1,000,000.00	
1438794	182700520	5/7/2018	260		6,000,000.00
1441500	1828597	5/11/2018	260	213,695.79	
1452755	182600601	6/11/2018	260	4,000,000.00	
1453213	182600601	6/12/2018	260	5,000,000.00	
1453960	1831626	6/13/2018	260	15,045.08	
1455619	182300602	6/18/2018	260	1,000,000.00	
1455614	182700606	6/18/2018	260	1,000,000.00	
1456918	182700606	6/20/2018	260	2,000,000.00	
1456919	182300602	6/20/2018	260	2,000,000.00	
1461187	182700630	6/27/2018	260		20,000,000.00
1461955	182700625	6/28/2018	260	15,000,000.00	
1462009	182700640	6/28/2018	260	2,000,000.00	
1462947	Back Out Journal Er	6/29/2018	260	18,000,000.00	
1462931	Back Out Journal Er	6/29/2018	260	18,000,000.00	
1462912	182700611	6/29/2018	260		18,000,000.00
1462948	Correct Journal Entr	6/29/2018	260		18,000,000.00
1462944	Correct Journal Entr	6/29/2018	260		17,000,000.00

Run Date: 6/29/2018
Run Time: 6:24:16PM

Demand Account Activity

Start Date: 7/1/2017 End Date: 6/29/2018

Page: 42
User: 0

Jnl. Entry	Ref #	Trx. Date	Ledger		Debit Amount	Credit Amount	
Totals for:	260 - Bank of the Ozarks			Count:	279	6,406,227,652.51	6,739,000,000.00

Run Date: 6/29/2018
 Run Time: 6:24:16PM

Demand Account Activity

Start Date: 7/1/2017 End Date: 6/29/2018

Page: 43
 User: 0

Jnl. Entry	Ref #	Trx. Date	Ledger	Debit Amount	Credit Amount
270 - Bank Of America					
1325069	182700706	7/3/2017	270	22,000,000.00	
1325033	182700701	7/3/2017	270	1,000,000.00	
1325073	Back Out Journal Er	7/3/2017	270	600,000.00	
1325075	Back Out Journal Er	7/3/2017	270	600,000.00	
1325076	182700705	7/3/2017	270	600,000.00	
1325032	1800006	7/3/2017	270	265,150.00	
1325038	1800007	7/3/2017	270	139,300.00	
1325039	1800008	7/3/2017	270	120,000.00	
1325054	1800020	7/3/2017	270	41,488.29	
1325040	1800009	7/3/2017	270	20,000.00	
1325041	1800010	7/3/2017	270	14,000.00	
1325068	182700704	7/3/2017	270	12,188.12	
1325042	1800011	7/3/2017	270	8,000.00	
1325043	1800012	7/3/2017	270	5,500.00	
1325044	1800013	7/3/2017	270	3,600.00	
1325055	1800021	7/3/2017	270	3,025.00	
1325045	1800014	7/3/2017	270	3,000.00	
1325046	1800015	7/3/2017	270	2,000.00	
1325057	1800023	7/3/2017	270	1,360.00	
1325047	1800016	7/3/2017	270	1,000.00	
1325051	1800017	7/3/2017	270	1,000.00	
1325059	1800025	7/3/2017	270	720.00	
1325060	1800026	7/3/2017	270	314.00	
1325035	1800004	7/3/2017	270	291.25	
1325058	1800024	7/3/2017	270	260.00	
1325052	1800018	7/3/2017	270	250.00	
1325056	1800022	7/3/2017	270	250.00	
1325053	1800019	7/3/2017	270	100.00	
1325065	1800031	7/3/2017	270	75.00	
1325067	182700703	7/3/2017	270	73.95	
1325061	1800027	7/3/2017	270	60.00	
1325062	1800028	7/3/2017	270	53.20	
1325063	1800029	7/3/2017	270	53.20	
1325064	1800030	7/3/2017	270	33.60	
1325036	182700705	7/3/2017	270		600,000.00
1325048	182700702	7/3/2017	270		23,805,627.51
1325074	182700705	7/3/2017	270		600,000.00
1325383	182700711	7/5/2017	270	220,000,000.00	
1325374	Back Out Journal Er	7/5/2017	270	172,386,379.06	
1325083	182700702	7/5/2017	270	11,500,000.00	
1325084	182700703AIRS EF	7/5/2017	270	11,013,815.66	
1325093	182700708	7/5/2017	270	2,302,355.11	
1325378	1800072	7/5/2017	270	1,551,013.50	
1325376	1800069	7/5/2017	270	580,764.00	
1325348	1800047	7/5/2017	270	464,180.58	
1325380	1800074	7/5/2017	270	321,262.09	
1325352	1800049	7/5/2017	270	294,472.33	
1325354	1800050	7/5/2017	270	218,601.83	
1325351	1800048	7/5/2017	270	141,910.05	
1325088	182700707ABC LIC	7/5/2017	270	65,615.00	
1325353	1800058	7/5/2017	270	53,876.72	
1325085	182700704AIRS CC	7/5/2017	270	51,116.37	
1325385	1800075	7/5/2017	270	37,006.41	
1325388	1800078	7/5/2017	270	23,868.33	
1325386	1800076	7/5/2017	270	13,910.01	

Run Date: 6/29/2018
 Run Time: 6:24:16PM

Demand Account Activity

Start Date: 7/1/2017 End Date: 6/29/2018

Page: 44
 User: 0

Jnl. Entry	Ref #	Trx. Date	Ledger	Debit Amount	Credit Amount
1325377	1800070	7/5/2017	270	6,480.75	
1325365	1800061	7/5/2017	270	4,160.00	
1325336	1800046	7/5/2017	270	4,113.85	
1325087	182700706IRPCC A	7/5/2017	270	3,712.79	
1325375	1800068	7/5/2017	270	1,360.00	
1325356	1800052	7/5/2017	270	1,345.00	
1325358	1800053	7/5/2017	270	1,292.50	
1325373	1800067	7/5/2017	270	1,190.14	
1325357	1800055	7/5/2017	270	1,145.00	
1325359	1800054	7/5/2017	270	750.00	
1325355	1800051	7/5/2017	270	680.84	
1325360	1800056	7/5/2017	270	130.00	
1325086	182700705IFTA CC	7/5/2017	270	103.01	
1325361	1800057	7/5/2017	270	55.00	
1325366	1800062	7/5/2017	270	17.00	
1325387	1800077	7/5/2017	270	11.59	
1325364	1800060	7/5/2017	270	4.25	
1325082	182700701	7/5/2017	270		706,000.00
1325338	172700709	7/5/2017	270		76,020,662.84
1325379	182700710	7/5/2017	270		172,386,379.06
1325382	Correct Journal Entr	7/5/2017	270		172,366,379.06
1326521	1800171	7/6/2017	270	35,214,563.87	
1326520	182700703EFT AIR:	7/6/2017	270	15,015,652.75	
1326468	1800143	7/6/2017	270	1,034,643.22	
1326455	1800122	7/6/2017	270	1,017,867.73	
1326436	1800111	7/6/2017	270	853,415.97	
1326427	1800117	7/6/2017	270	550,000.00	
1326529	1800179	7/6/2017	270	370,868.50	
1326522	1800172	7/6/2017	270	350,000.00	
1326475	1800144	7/6/2017	270	279,397.48	
1326430	1800109	7/6/2017	270	169,011.55	
1326531	1800181	7/6/2017	270	80,181.80	
1326489	1800150	7/6/2017	270	59,891.52	
1326537	1800188	7/6/2017	270	57,762.31	
1326518	1800169	7/6/2017	270	56,669.21	
1326485	1800148	7/6/2017	270	35,553.36	
1326429	1800118	7/6/2017	270	28,366.98	
1326539	182700704CC AIRS	7/6/2017	270	22,424.99	
1326433	1800110	7/6/2017	270	15,317.17	
1326542	182700707ABC LIC	7/6/2017	270	12,515.00	
1326523	1800173	7/6/2017	270	8,192.03	
1326481	1800147	7/6/2017	270	8,164.73	
1326519	1800170	7/6/2017	270	7,804.00	
1326547	182700711	7/6/2017	270	7,233.33	
1326480	1800146	7/6/2017	270	6,848.38	
1326478	1800145	7/6/2017	270	6,430.84	
1326532	1800182	7/6/2017	270	5,262.90	
1326442	1800113	7/6/2017	270	3,400.00	
1326431	1800095	7/6/2017	270	3,202.00	
1326446	1800102	7/6/2017	270	2,617.00	
1326487	1800149	7/6/2017	270	2,368.14	
1326517	1800168	7/6/2017	270	2,296.00	
1326443	1800100	7/6/2017	270	1,925.00	
1326492	1800151	7/6/2017	270	1,899.79	
1326525	1800175	7/6/2017	270	1,825.00	
1326423	1800093	7/6/2017	270	1,700.00	

Run Date: 6/29/2018
 Run Time: 6:24:16PM

Demand Account Activity

Start Date: 7/1/2017 End Date: 6/29/2018

Page: 45
 User: 0

Jnl. Entry	Ref #	Trx. Date	Ledger	Debit Amount	Credit Amount
1326535	1800185	7/6/2017	270	1,464.75	
1326524	1800174	7/6/2017	270	1,360.00	
1326527	1800177	7/6/2017	270	1,300.00	
1326493	1800152	7/6/2017	270	1,240.00	
1326495	1800153	7/6/2017	270	1,240.00	
1326432	1800119	7/6/2017	270	1,230.00	
1326424	1800091	7/6/2017	270	1,031.00	
1326437	1800104	7/6/2017	270	831.00	
1326497	1800154	7/6/2017	270	797.50	
1326534	1800184	7/6/2017	270	714.35	
1326540	182700705IFTA CC	7/6/2017	270	609.63	
1326541	182700706IRPCC A	7/6/2017	270	485.11	
1326439	1800112	7/6/2017	270	479.16	
1326445	1800101	7/6/2017	270	370.00	
1326434	1800120	7/6/2017	270	360.00	
1326428	1800094	7/6/2017	270	340.00	
1326435	1800096	7/6/2017	270	260.00	
1326526	1800176	7/6/2017	270	223.00	
1326450	1800103	7/6/2017	270	210.00	
1326530	1800180	7/6/2017	270	175.95	
1326425	1800092	7/6/2017	270	110.00	
1326528	1800178	7/6/2017	270	75.00	
1326447	1800105	7/6/2017	270	70.00	
1326438	1800097	7/6/2017	270	53.20	
1326440	1800098	7/6/2017	270	53.20	
1326448	1800115	7/6/2017	270	42.00	
1326536	1800186	7/6/2017	270	35.46	
1326441	1800099	7/6/2017	270	33.60	
1326449	1800106	7/6/2017	270	30.40	
1326451	1800107	7/6/2017	270	30.40	
1326444	1800114	7/6/2017	270	21.75	
1326426	1800108	7/6/2017	270	19.20	
1325401	1800116	7/6/2017	270	4.25	
1326533	1800183	7/6/2017	270	4.16	
1325621	DFA EFT REV 7/6/1	7/6/2017	270		111,116.08
1326496	182700708	7/6/2017	270		14,025,385.47
1326543	182700701	7/6/2017	270		853,415.97
1326544	182700702	7/6/2017	270		6,662,196.54
1326545	182700709	7/6/2017	270		7,233.33
1326511	182700713	7/6/2017	270		7,000,000.00
1326550	18270070712	7/6/2017	270		26,000,000.00
1326992	182700707	7/7/2017	270	106,918,000.00	
1326955	182700721	7/7/2017	270	23,000,000.00	
1326977	182700711	7/7/2017	270	12,000,000.00	
1326987	182700702EFT AIR!	7/7/2017	270	8,189,489.05	
1326993	182700720	7/7/2017	270	8,000,000.00	
1326877	1800219	7/7/2017	270	1,561,870.00	
1326917	1800245	7/7/2017	270	1,145,253.92	
1326923	182700701	7/7/2017	270	811,886.00	
1326918	1800246	7/7/2017	270	799,443.33	
1326871	1800213	7/7/2017	270	727,751.41	
1326891	1800236	7/7/2017	270	359,075.21	
1326965	1800305	7/7/2017	270	318,320.74	
1326873	1800215	7/7/2017	270	245,200.77	
1326892	1800237	7/7/2017	270	158,448.58	
1326910	1800244	7/7/2017	270	106,164.39	

Run Date: 6/29/2018
 Run Time: 6:24:16PM

Demand Account Activity

Start Date: 7/1/2017 End Date: 6/29/2018

Page: 46
 User: 0

Jnl. Entry	Ref #	Trx. Date	Ledger	Debit Amount	Credit Amount
1326893	1800238	7/7/2017	270	60,907.64	
1326906	1800250	7/7/2017	270	58,224.66	
1326988	182700703CC AIRS	7/7/2017	270	52,188.11	
1326909	1800251	7/7/2017	270	41,513.56	
1326956	1800304	7/7/2017	270	40,393.75	
1326895	1800239	7/7/2017	270	39,521.80	
1326904	1800249	7/7/2017	270	34,793.33	
1326991	182700706ABCLIC	7/7/2017	270	28,390.00	
1326970	1800306	7/7/2017	270	24,735.00	
1326875	1800217	7/7/2017	270	22,757.21	
1326946	1800294	7/7/2017	270	19,081.41	
1326990	182700705IRPCC	7/7/2017	270	12,272.56	
1326900	1800259	7/7/2017	270	10,460.00	
1326863	1800206	7/7/2017	270	7,978.00	
1326953	1800296	7/7/2017	270	5,440.00	
1326911	1800252	7/7/2017	270	5,000.00	
1326937	1800291	7/7/2017	270	3,899.70	
1326889	1800234	7/7/2017	270	3,897.00	
1326939	1800292	7/7/2017	270	3,782.11	
1326861	1800204	7/7/2017	270	3,725.00	
1326874	1800216	7/7/2017	270	3,413.82	
1326943	1800293	7/7/2017	270	3,300.50	
1326912	1800253	7/7/2017	270	2,978.98	
1326903	1800243	7/7/2017	270	2,631.00	
1326913	1800254	7/7/2017	270	2,200.00	
1326897	1800240	7/7/2017	270	1,412.87	
1326899	1800241	7/7/2017	270	1,213.91	
1326896	1800257	7/7/2017	270	1,070.00	
1326952	1800295	7/7/2017	270	882.55	
1326876	1800218	7/7/2017	270	816.74	
1326862	1800205	7/7/2017	270	700.00	
1326898	1800258	7/7/2017	270	662.50	
1326866	1800208	7/7/2017	270	648.00	
1326864	1800207	7/7/2017	270	640.00	
1326894	1800256	7/7/2017	270	607.25	
1326901	1800242	7/7/2017	270	532.90	
1326914	1800247	7/7/2017	270	468.12	
1326995	Correct Journal Entr	7/7/2017	270	462.41	
1326867	1800209	7/7/2017	270	90.00	
1326880	1800255	7/7/2017	270	75.00	
1326865	1800248	7/7/2017	270	32.05	
1326872	1800214	7/7/2017	270	28.83	
1326890	1800235	7/7/2017	270	25.50	
1326868	1800210	7/7/2017	270	22.80	
1326869	1800211	7/7/2017	270	22.80	
1326870	1800212	7/7/2017	270	14.40	
1326553	DFA EFT REV 7/7/1	7/7/2017	270		26,326.66
1326972	182700707	7/7/2017	270		17,405.75
1326978	182700712	7/7/2017	270		164,784,095.35
1327368	173000706	7/10/2017	270	21,000,000.00	
1327398	172600701	7/10/2017	270	14,000,000.00	
1327360	172700705	7/10/2017	270	12,500,000.00	
1327333	172700707 AIRS TA	7/10/2017	270	7,205,683.38	
1327348	1800360	7/10/2017	270	3,140,691.05	
1327385	172300701	7/10/2017	270	1,000,000.00	
1327352	1800368	7/10/2017	270	201,433.02	

Run Date: 6/29/2018
 Run Time: 6:24:16PM

Demand Account Activity

Start Date: 7/1/2017 End Date: 6/29/2018

Page: 47
 User: 0

Jnl. Entry	Ref #	Trx. Date	Ledger	Debit Amount	Credit Amount
1327300	1800329	7/10/2017	270	185,342.54	
1327351	1800367	7/10/2017	270	179,718.75	
1327376	1800364	7/10/2017	270	153,638.99	
1327346	1800359	7/10/2017	270	98,729.13	
1327417	1800419	7/10/2017	270	97,441.23	
1327344	1800358	7/10/2017	270	90,290.93	
1327341	1800357	7/10/2017	270	89,315.78	
1327374	1800363	7/10/2017	270	77,050.11	
1327334	172700708 AIRS TA	7/10/2017	270	58,232.49	
1327413	1800418	7/10/2017	270	57,922.07	
1327395	1800412	7/10/2017	270	50,778.51	
1327397	1800414	7/10/2017	270	44,625.11	
1327309	1800335	7/10/2017	270	31,067.36	
1327313	1800366	7/10/2017	270	24,874.24	
1327304	1800331	7/10/2017	270	24,594.39	
1327353	1800369	7/10/2017	270	24,059.86	
1327392	1800410	7/10/2017	270	17,510.34	
1327336	172700710 AIRS DE	7/10/2017	270	14,644.95	
1327394	1800411	7/10/2017	270	9,435.18	
1327303	1800330	7/10/2017	270	8,588.25	
1327357	1800372	7/10/2017	270	7,559.03	
1327355	1800371	7/10/2017	270	4,930.33	
1327370	1800361	7/10/2017	270	4,836.60	
1327372	1800362	7/10/2017	270	4,477.02	
1327399	1800415	7/10/2017	270	4,281.36	
1327375	1800380	7/10/2017	270	4,148.16	
1327295	1800325	7/10/2017	270	3,329.00	
1327373	1800379	7/10/2017	270	3,151.10	
1327347	1800387	7/10/2017	270	3,127.00	
1327400	1800416	7/10/2017	270	2,720.00	
1327389	1800408	7/10/2017	270	2,367.75	
1327306	1800333	7/10/2017	270	2,228.81	
1327378	1800365	7/10/2017	270	2,141.64	
1327293	1800323	7/10/2017	270	2,040.00	
1327371	1800378	7/10/2017	270	1,981.51	
1327343	1800385	7/10/2017	270	1,330.00	
1327363	1800376	7/10/2017	270	1,290.00	
1327292	1800322	7/10/2017	270	1,233.38	
1327297	1800327	7/10/2017	270	1,216.00	
1327369	1800377	7/10/2017	270	1,139.00	
1327305	1800332	7/10/2017	270	965.99	
1327354	1800370	7/10/2017	270	963.88	
1327362	1800375	7/10/2017	270	631.00	
1327361	1800374	7/10/2017	270	598.00	
1327359	1800373	7/10/2017	270	548.33	
1327396	1800413	7/10/2017	270	532.47	
1327310	1800336	7/10/2017	270	477.12	
1327318	1800383	7/10/2017	270	475.00	
1327308	1800334	7/10/2017	270	420.00	
1327345	1800386	7/10/2017	270	417.50	
1327294	1800324	7/10/2017	270	390.00	
1327390	1800409	7/10/2017	270	295.68	
1327335	172700709 AIRS DE	7/10/2017	270	274.24	
1327296	1800326	7/10/2017	270	270.00	
1327380	1800382	7/10/2017	270	201.84	
1327311	1800337	7/10/2017	270	180.00	

Run Date: 6/29/2018
 Run Time: 6:24:16PM

Demand Account Activity

Page: 48
 User: 0

Start Date: 7/1/2017 End Date: 6/29/2018

Jnl. Entry	Ref #	Trx. Date	Ledger	Debit Amount	Credit Amount
1327312	1800338	7/10/2017	270	179.00	
1327316	1800341	7/10/2017	270	156.14	
1327298	1800328	7/10/2017	270	140.00	
1327377	1800381	7/10/2017	270	105.00	
1327314	1800339	7/10/2017	270	30.52	
1327342	1800384	7/10/2017	270	9.90	
1327315	1800340	7/10/2017	270	4.25	
1327290	DFA EFT REV 7/10/	7/10/2017	270		10,149.23
1327322	1727	7/10/2017	270		616,000.00
1327323	172700702	7/10/2017	270		1,474,648.11
1327337	172700703	7/10/2017	270		15,122,889.01
1327364	172700704	7/10/2017	270		43,381,362.67
1327841	172600701	7/11/2017	270	63,000,000.00	
1327865	173000706	7/11/2017	270	20,000,000.00	
1327428	182700703EFT AIR:	7/11/2017	270	14,871,868.91	
1327833	172800701	7/11/2017	270	10,000,000.00	
1327873	1800543	7/11/2017	270	3,442,745.50	
1327875	1800544	7/11/2017	270	3,001,722.50	
1327809	1800500	7/11/2017	270	1,052,890.21	
1327445	182700708	7/11/2017	270	1,000,000.00	
1327818	1800504	7/11/2017	270	175,975.16	
1327427	182700702	7/11/2017	270	168,000.00	
1327780	1800473	7/11/2017	270	70,000.00	
1327769	1800464	7/11/2017	270	57,740.22	
1327807	1800498	7/11/2017	270	43,557.99	
1327884	1800551	7/11/2017	270	38,080.00	
1327782	1800474	7/11/2017	270	37,170.70	
1327430	182700704CC AIRS	7/11/2017	270	32,059.62	
1327753	1800445	7/11/2017	270	31,513.00	
1327435	182700707ABCLIC	7/11/2017	270	27,075.00	
1327801	1800492	7/11/2017	270	25,903.15	
1327775	1800468	7/11/2017	270	14,768.54	
1327771	1800465	7/11/2017	270	12,292.52	
1327808	1800499	7/11/2017	270	9,000.00	
1327749	1800539	7/11/2017	270	8,740.00	
1327772	1800459	7/11/2017	270	8,589.79	
1327874	1800540	7/11/2017	270	8,265.00	
1327750	1800460	7/11/2017	270	7,683.58	
1327803	1800494	7/11/2017	270	6,961.96	
1327774	1800467	7/11/2017	270	4,778.61	
1327885	1800552	7/11/2017	270	4,560.18	
1327883	1800550	7/11/2017	270	3,276.25	
1327877	1800545	7/11/2017	270	2,770.00	
1327754	1800446	7/11/2017	270	2,263.00	
1327756	1800448	7/11/2017	270	1,605.00	
1327805	1800496	7/11/2017	270	1,370.00	
1327777	1800470	7/11/2017	270	1,370.00	
1327776	1800469	7/11/2017	270	1,235.00	
1327432	182700705IFTA CC	7/11/2017	270	1,193.88	
1327881	1800548	7/11/2017	270	1,000.00	
1327817	1800503	7/11/2017	270	915.90	
1327758	1800450	7/11/2017	270	865.00	
1327813	1800502	7/11/2017	270	846.58	
1327872	1800542	7/11/2017	270	791.67	
1327806	1800497	7/11/2017	270	730.00	
1327433	1800472	7/11/2017	270	670.00	

Run Date: 6/29/2018
 Run Time: 6:24:16PM

Demand Account Activity

Page: 49
 User: 0

Start Date: 7/1/2017 End Date: 6/29/2018

Jnl. Entry	Ref #	Trx. Date	Ledger	Debit Amount	Credit Amount
1327766	1800463	7/11/2017	270	642.38	
1327765	1800455	7/11/2017	270	570.00	
1327768	1800457	7/11/2017	270	565.53	
1327800	1800491	7/11/2017	270	511.69	
1327779	1800471	7/11/2017	270	470.00	
1327802	1800493	7/11/2017	270	445.26	
1327773	1800466	7/11/2017	270	327.27	
1327757	1800449	7/11/2017	270	300.00	
1327761	1800461	7/11/2017	270	259.52	
1327763	1800462	7/11/2017	270	225.40	
1327755	1800447	7/11/2017	270	190.00	
1327767	1800456	7/11/2017	270	180.00	
1327882	1800549	7/11/2017	270	157.25	
1327759	1800451	7/11/2017	270	150.00	
1327876	1800541	7/11/2017	270	140.00	
1327878	1800546	7/11/2017	270	100.00	
1327880	1800547	7/11/2017	270	72.52	
1327770	1800458	7/11/2017	270	71.40	
1327804	1800495	7/11/2017	270	40.00	
1327760	1800452	7/11/2017	270	22.80	
1327762	1800453	7/11/2017	270	22.80	
1327434	182700706IRPCC A	7/11/2017	270	21.00	
1327764	1800454	7/11/2017	270	14.40	
1327781	1800501	7/11/2017	270	6.69	
1327421	182700701	7/11/2017	270		1,519,000.00
1327748	DFA EFT REV 7/11/	7/11/2017	270		36,665.09
1327829	172700702	7/11/2017	270		15,974,368.74
1327830	172700701	7/11/2017	270		3,794,016.09
1327843	172700703	7/11/2017	270		83,527,688.47
1327857	172700704	7/11/2017	270		12,479,944.72
1328246	1800611	7/12/2017	270	24,953,161.40	
1328176	172700707 AIRS TA	7/12/2017	270	14,740,886.42	
1328336	172600701	7/12/2017	270	8,000,000.00	
1328334	172800701	7/12/2017	270	5,000,000.00	
1328266	1800643	7/12/2017	270	1,371,087.62	
1328330	1800684	7/12/2017	270	194,656.88	
1328213	1800595	7/12/2017	270	189,012.46	
1328275	1800647	7/12/2017	270	181,373.33	
1328326	1800681	7/12/2017	270	125,176.54	
1328331	1800685	7/12/2017	270	117,453.87	
1328247	1800612	7/12/2017	270	112,094.00	
1328223	1800599	7/12/2017	270	105,000.00	
1328289	1800660	7/12/2017	270	90,537.20	
1328220	1800596	7/12/2017	270	73,190.49	
1328273	1800646	7/12/2017	270	71,653.67	
1328228	1800601	7/12/2017	270	70,095.08	
1328221	1800597	7/12/2017	270	56,666.55	
1328290	172700704	7/12/2017	270	52,214.00	
1328321	1800687	7/12/2017	270	49,885.32	
1328270	1800644	7/12/2017	270	45,000.00	
1328233	1800603	7/12/2017	270	40,372.49	
1328209	1800593	7/12/2017	270	39,478.06	
1328211	1800594	7/12/2017	270	38,196.73	
1328276	1800648	7/12/2017	270	30,639.92	
1328253	1800686	7/12/2017	270	25,420.00	
1328293	172700706	7/12/2017	270	22,398.89	

Run Date: 6/29/2018
 Run Time: 6:24:16PM

Demand Account Activity

Start Date: 7/1/2017 End Date: 6/29/2018

Page: 50
 User: 0

Jnl. Entry	Ref #	Trx. Date	Ledger	Debit Amount	Credit Amount
1328225	1800600	7/12/2017	270	20,000.00	
1328238	1800607	7/12/2017	270	15,181.55	
1328328	1800682	7/12/2017	270	15,000.00	
1328206	1800582	7/12/2017	270	14,477.00	
1328222	1800598	7/12/2017	270	11,055.28	
1800688	1800688	7/12/2017	270	8,649.54	
1328347	1800702	7/12/2017	270	8,298.83	
1328324	1800680	7/12/2017	270	7,560.00	
1328277	1800649	7/12/2017	270	6,610.76	
1328278	1800650	7/12/2017	270	5,539.26	
1328281	1800652	7/12/2017	270	5,366.75	
1328345	1800700	7/12/2017	270	5,360.54	
1328231	1800602	7/12/2017	270	5,166.64	
1328282	1800655	7/12/2017	270	3,619.29	
1328208	1800583	7/12/2017	270	3,523.00	
1328210	1800584	7/12/2017	270	3,252.00	
1328240	1800608	7/12/2017	270	3,105.19	
1328187	1800653	7/12/2017	270	2,683.00	
1328280	1800654	7/12/2017	270	2,458.00	
1328323	1800689	7/12/2017	270	2,348.83	
1328235	1800605	7/12/2017	270	2,200.00	
1328205	1800581	7/12/2017	270	2,150.00	
1328214	1800586	7/12/2017	270	2,105.00	
1328346	1800701	7/12/2017	270	1,870.98	
1328329	1800683	7/12/2017	270	1,850.00	
1328286	1800658	7/12/2017	270	1,440.00	
1328180	172700709 AIRS DE	7/12/2017	270	1,396.03	
1328242	1800609	7/12/2017	270	1,358.86	
1328202	1800578	7/12/2017	270	1,250.00	
1328178	172700708 AIRS DE	7/12/2017	270	1,237.22	
1328204	1800580	7/12/2017	270	850.00	
1328288	1800659	7/12/2017	270	750.00	
1328279	1800651	7/12/2017	270	648.71	
1328285	1800657	7/12/2017	270	574.00	
1328244	1800610	7/12/2017	270	421.00	
1328215	1800587	7/12/2017	270	400.00	
1328237	1800606	7/12/2017	270	375.00	
1328212	1800585	7/12/2017	270	260.00	
1328200	1800576	7/12/2017	270	245.00	
1327863	1800591	7/12/2017	270	244.00	
1328325	1800690	7/12/2017	270	211.85	
1328284	1800656	7/12/2017	270	135.00	
1328348	1800703	7/12/2017	270	106.70	
1328216	1800588	7/12/2017	270	98.80	
1328217	1800589	7/12/2017	270	98.80	
1328201	1800577	7/12/2017	270	90.00	
1328218	1800590	7/12/2017	270	62.40	
1328203	1800579	7/12/2017	270	50.00	
1328207	1800592	7/12/2017	270	50.00	
1328234	1800604	7/12/2017	270	4.25	
1328272	1800645	7/12/2017	270	0.33	
1328165	172700701	7/12/2017	270		24,953,161.40
1328168	172700702	7/12/2017	270		3,500,434.88
1328181	172700703	7/12/2017	270		11,746,575.62
1328292	172700705	7/12/2017	270		15,389,505.67
1328298	172700710	7/12/2017	270		22,398.89

Run Date: 6/29/2018
 Run Time: 6:24:16PM

Demand Account Activity

Page: 51
 User: 0

Start Date: 7/1/2017 End Date: 6/29/2018

Jnl. Entry	Ref #	Trx. Date	Ledger	Debit Amount	Credit Amount
1328704	1800797	7/13/2017	270	214,475,829.50	
1328365	172700707 AIRS TA	7/13/2017	270	29,002,236.37	
1328384	1800719	7/13/2017	270	590,724.00	
1328385	1800716	7/13/2017	270	379,704.51	
1328751	1800818	7/13/2017	270	85,000.00	
1328366	172700708 AIRS TA	7/13/2017	270	74,206.62	
1328404	1800753	7/13/2017	270	41,320.10	
1328422	1800754	7/13/2017	270	28,776.50	
1328383	1800715	7/13/2017	270	23,639.32	
1328379	1800718	7/13/2017	270	21,513.00	
1328418	1800750	7/13/2017	270	21,080.01	
1328382	1800714	7/13/2017	270	18,670.24	
1328702	1800795	7/13/2017	270	12,240.00	
1328386	1800720	7/13/2017	270	10,898.90	
1328372	1800741	7/13/2017	270	9,787.00	
1328711	1800794	7/13/2017	270	6,720.25	
1328752	1800819	7/13/2017	270	4,846.50	
1328753	1800820	7/13/2017	270	4,709.65	
1328406	1800743	7/13/2017	270	4,070.00	
1328713	1800798	7/13/2017	270	3,867.73	
1328721	172700711	7/13/2017	270	3,865.56	
1328740	1800813	7/13/2017	270	2,792.06	
1328367	172700709 AIRS DE	7/13/2017	270	2,636.77	
1328703	1800796	7/13/2017	270	2,606.30	
1328755	1800821	7/13/2017	270	2,417.00	
1328748	1800817	7/13/2017	270	2,357.78	
1328425	1800757	7/13/2017	270	2,205.00	
1328368	172700710 AIRS DE	7/13/2017	270	2,001.27	
1328709	1800793	7/13/2017	270	1,685.80	
1328410	1800745	7/13/2017	270	1,661.00	
1328744	1800815	7/13/2017	270	1,585.95	
1328733	1800822	7/13/2017	270	1,500.00	
1328381	1800713	7/13/2017	270	1,047.64	
1328739	1800823	7/13/2017	270	942.50	
1328405	1800742	7/13/2017	270	810.00	
1328408	1800744	7/13/2017	270	790.00	
1328741	1800824	7/13/2017	270	639.57	
1328708	1800792	7/13/2017	270	638.40	
1328376	1800710	7/13/2017	270	598.47	
1328710	1800799	7/13/2017	270	532.11	
1328287	1800717	7/13/2017	270	531.13	
1328745	1800816	7/13/2017	270	385.92	
1328427	1800758	7/13/2017	270	295.00	
1328742	1800814	7/13/2017	270	275.40	
1328423	1800755	7/13/2017	270	221.97	
1328749	1800827	7/13/2017	270	169.46	
1328411	1800746	7/13/2017	270	130.00	
1328743	1800825	7/13/2017	270	113.59	
1328424	1800756	7/13/2017	270	82.00	
1328412	1800747	7/13/2017	270	30.40	
1328414	1800748	7/13/2017	270	30.40	
1328746	1800826	7/13/2017	270	29.40	
1328416	1800749	7/13/2017	270	19.20	
1328380	1800712	7/13/2017	270	13.20	
1328712	1800800	7/13/2017	270	10.03	
1328378	1800711	7/13/2017	270	8.50	

Run Date: 6/29/2018
 Run Time: 6:24:16PM

Demand Account Activity

Start Date: 7/1/2017 End Date: 6/29/2018

Page: 52
 User: 0

Jnl. Entry	Ref #	Trx. Date	Ledger	Debit Amount	Credit Amount
1328351	DFA EFT REV 7/13	7/13/2017	270		6,311.00
1328355	172700701	7/13/2017	270		714,000.00
1328356	172700702	7/13/2017	270		1,150.00
1328377	172700703	7/13/2017	270		12,019,246.53
1328421	172700704	7/13/2017	270		7,116,390.43
1328715	172700705	7/13/2017	270		3,865.56
1328716	172700706	7/13/2017	270		119,540,862.23
1328722	172600701	7/13/2017	270		106,000,000.00
1329149	172700705	7/14/2017	270	190,668,124.00	
1329029	172700707 AIRS TA	7/14/2017	270	39,938,751.26	
1329158	172300701	7/14/2017	270	32,000,000.00	
1329167	Correct Journal Entr	7/14/2017	270	26,000,000.00	
1329205	173000706	7/14/2017	270	24,000,000.00	
1329154	1800941	7/14/2017	270	17,593,538.21	
1329078	1800855	7/14/2017	270	9,362,371.21	
1329162	1800946	7/14/2017	270	5,335,931.50	
1329164	1800948	7/14/2017	270	1,611,256.89	
1329160	1800944	7/14/2017	270	1,521,438.39	
1329031	172700709 AIRS DE	7/14/2017	270	716,346.53	
1329039	174720701	7/14/2017	270	324,936.00	
1329048	1800860	7/14/2017	270	207,299.86	
1329131	1800935	7/14/2017	270	165,578.62	
1329163	1800947	7/14/2017	270	148,057.74	
1329165	1800949	7/14/2017	270	129,274.17	
1329080	1800857	7/14/2017	270	112,685.95	
1329081	1800858	7/14/2017	270	110,074.00	
1329159	1800943	7/14/2017	270	78,294.15	
1329174	1800979	7/14/2017	270	57,373.55	
1329134	1800937	7/14/2017	270	38,945.76	
1329185	1800969	7/14/2017	270	26,889.41	
1329099	1800891	7/14/2017	270	20,697.84	
1329077	1800854	7/14/2017	270	15,191.00	
1329201	1800981	7/14/2017	270	10,830.00	
1329079	1800856	7/14/2017	270	10,416.78	
1329190	1800970	7/14/2017	270	10,025.42	
1329194	1800973	7/14/2017	270	9,885.21	
1329057	1800865	7/14/2017	270	9,309.36	
1329030	172700708 AIRS TA	7/14/2017	270	7,982.24	
1329170	1800953	7/14/2017	270	6,734.42	
1329083	1800859	7/14/2017	270	4,839.36	
1329093	1800885	7/14/2017	270	4,195.00	
1329166	1800950	7/14/2017	270	3,187.19	
1329130	1800934	7/14/2017	270	2,831.00	
1329136	1800938	7/14/2017	270	2,647.67	
1329095	1800887	7/14/2017	270	2,275.00	
1329129	1800933	7/14/2017	270	2,228.33	
1329128	1800932	7/14/2017	270	2,029.89	
1329202	1800982	7/14/2017	270	1,715.00	
1329152	172700713	7/14/2017	270	1,621.17	
1329199	1800980	7/14/2017	270	1,610.00	
1329033	172700711 AIRS DE	7/14/2017	270	1,566.45	
1329147	1800942	7/14/2017	270	1,500.55	
1329148	1800939	7/14/2017	270	1,355.00	
1329197	1800975	7/14/2017	270	1,353.20	
1329097	1800889	7/14/2017	270	1,201.00	
1329132	1800936	7/14/2017	270	1,152.58	

Run Date: 6/29/2018
 Run Time: 6:24:16PM

Demand Account Activity

Page: 53
 User: 0

Start Date: 7/1/2017 End Date: 6/29/2018

Jnl. Entry	Ref #	Trx. Date	Ledger	Debit Amount	Credit Amount
1329034	172700712 AIRS DE	7/14/2017	270	1,125.00	
1329168	1800951	7/14/2017	270	1,070.82	
1329060	1800867	7/14/2017	270	700.00	
1329061	1800868	7/14/2017	270	650.00	
1329126	1800931	7/14/2017	270	641.00	
1329124	1800929	7/14/2017	270	561.00	
1329032	172700710 AIRS DE	7/14/2017	270	558.64	
1329146	1800927	7/14/2017	270	538.86	
1329125	1800930	7/14/2017	270	500.00	
1329145	1800926	7/14/2017	270	457.00	
1329096	1800888	7/14/2017	270	440.00	
1329151	1800940	7/14/2017	270	385.00	
1329094	1800886	7/14/2017	270	350.00	
1329123	1800928	7/14/2017	270	285.00	
1329098	1800890	7/14/2017	270	190.00	
1329191	1800971	7/14/2017	270	150.72	
1329144	1800925	7/14/2017	270	150.00	
1329087	1800882	7/14/2017	270	144.40	
1329091	1800883	7/14/2017	270	144.40	
1329053	1800862	7/14/2017	270	140.61	
1329192	1800972	7/14/2017	270	101.50	
1329092	1800884	7/14/2017	270	91.20	
1329055	1800864	7/14/2017	270	90.00	
1329054	1800863	7/14/2017	270	89.25	
1329051	1800861	7/14/2017	270	75.00	
1329196	1800974	7/14/2017	270	67.40	
1329058	1800866	7/14/2017	270	50.00	
1329143	1800924	7/14/2017	270	42.00	
1329142	1800923	7/14/2017	270	36.00	
1329141	1800922	7/14/2017	270	20.00	
1329140	1800921	7/14/2017	270	16.00	
1329139	1800920	7/14/2017	270	12.00	
1329137	1800918	7/14/2017	270	8.00	
1329138	1800919	7/14/2017	270	8.00	
1329169	1800952	7/14/2017	270	7.50	
1329076	1800853	7/14/2017	270	4.30	
1329133	1800916	7/14/2017	270	4.00	
1329135	1800917	7/14/2017	270	4.00	
1329161	1800945	7/14/2017	270	0.97	
1328955	DFA EFT REV 7-14-	7/14/2017	270		50.00
1328762	172700701	7/14/2017	270		886,000.00
1328952	172700702	7/14/2017	270		9,362,371.21
1329040	172700703	7/14/2017	270		4,880,708.26
1329052	172700704	7/14/2017	270		310,931,122.35
1329150	172700706	7/14/2017	270		1,621.17
1329157	172700714	7/14/2017	270		84.15
1329119	Back Out Journal Er	7/14/2017	270		24,000,000.00
1329486	172700702	7/17/2017	270	78,245,000.00	
1329574	172700705	7/17/2017	270	25,496,552.37	
1329510	172700707 AIRS TA	7/17/2017	270	16,757,940.82	
1329545	1801043	7/17/2017	270	2,923,661.94	
1329544	1801042	7/17/2017	270	952,000.00	
1329592	172700706	7/17/2017	270	584,227.10	
1329571	1801066	7/17/2017	270	582,929.78	
1329569	1801064	7/17/2017	270	509,170.13	
1329563	1801091	7/17/2017	270	424,321.82	

Run Date: 6/29/2018
 Run Time: 6:24:16PM

Demand Account Activity

Start Date: 7/1/2017 End Date: 6/29/2018

Page: 54
 User: 0

Jnl. Entry	Ref #	Trx. Date	Ledger	Debit Amount	Credit Amount
1329568	1801063	7/17/2017	270	128,227.04	
1329493	1801007	7/17/2017	270	103,473.25	
1329215	1800997	7/17/2017	270	102,488.73	
1329608	1801092	7/17/2017	270	100,000.00	
1329610	1801093	7/17/2017	270	96,200.25	
1329481	1801000	7/17/2017	270	93,147.71	
1329498	1801008	7/17/2017	270	88,831.94	
1329477	1800998	7/17/2017	270	47,360.00	
1329473	1800992	7/17/2017	270	41,833.46	
1329478	1800999	7/17/2017	270	34,452.00	
1329479	1801002	7/17/2017	270	23,129.54	
1329513	172700709 AIRS DE	7/17/2017	270	19,409.82	
1329570	1801065	7/17/2017	270	17,886.66	
1329564	1801062	7/17/2017	270	13,209.05	
1329618	1801097	7/17/2017	270	10,718.49	
1329543	1801041	7/17/2017	270	7,176.73	
1329616	1801090	7/17/2017	270	7,150.75	
1329214	1801001	7/17/2017	270	7,076.76	
1329514	172700710 AIRS DE	7/17/2017	270	6,793.41	
1329593	172700712	7/17/2017	270	6,574.44	
1329511	172700708 AIRS TA	7/17/2017	270	6,133.87	
1329613	1801095	7/17/2017	270	5,812.82	
1329611	1801094	7/17/2017	270	3,501.25	
1329573	1801068	7/17/2017	270	3,199.00	
1329527	1801020	7/17/2017	270	2,313.00	
1329531	1801024	7/17/2017	270	1,810.00	
1329501	1801010	7/17/2017	270	1,658.99	
1329482	1801003	7/17/2017	270	1,397.44	
1329483	1800996	7/17/2017	270	1,360.00	
1329492	1801006	7/17/2017	270	1,310.17	
1329580	1801072	7/17/2017	270	1,305.00	
1329500	1801009	7/17/2017	270	1,184.32	
1329529	1801022	7/17/2017	270	670.00	
1329579	1801071	7/17/2017	270	665.00	
1329581	1801073	7/17/2017	270	655.00	
1329515	172700711 AIRS DE	7/17/2017	270	525.00	
1329532	1801025	7/17/2017	270	350.00	
1329204	1801005	7/17/2017	270	339.50	
1329537	1801070	7/17/2017	270	318.85	
1329528	1801021	7/17/2017	270	190.00	
1329533	1801026	7/17/2017	270	159.60	
1329534	1801027	7/17/2017	270	159.60	
1329489	1800994	7/17/2017	270	153.31	
1329484	1801004	7/17/2017	270	125.00	
1329572	1801067	7/17/2017	270	116.43	
1329530	1801023	7/17/2017	270	115.00	
1329535	1801028	7/17/2017	270	100.80	
1329575	1801069	7/17/2017	270	44.52	
1329487	1800993	7/17/2017	270	42.00	
1329490	1800995	7/17/2017	270	29.09	
1329582	1801074	7/17/2017	270	24.00	
1329546	1801044	7/17/2017	270	7.88	
1329614	1801096	7/17/2017	270	2.00	
1329547	1801045	7/17/2017	270	0.01	
1329427	DFA EFT REV 7/17/	7/17/2017	270		117,298.59
1329480	172700701	7/17/2017	270		1,746,000.00

Run Date: 6/29/2018
 Run Time: 6:24:16PM

Demand Account Activity

Start Date: 7/1/2017 End Date: 6/29/2018

Page: 55
 User: 0

Jnl. Entry	Ref #	Trx. Date	Ledger	Debit Amount	Credit Amount
1329488	172700703	7/17/2017	270		9,488,492.62
1329522	172700704	7/17/2017	270		24,725,148.99
1329615	172700713	7/17/2017	270		6,574.44
1329628	172600702	7/17/2017	270		92,000,000.00
1329926	172700707 AIRS TA	7/18/2017	270	154,844,780.28	
1329981	173000706	7/18/2017	270	10,000,000.00	
1330003	1801177	7/18/2017	270	2,370,173.57	
1330006	1801180	7/18/2017	270	1,442,729.01	
1330046	1801202	7/18/2017	270	524,200.02	
1329973	1801151	7/18/2017	270	400,000.00	
1329970	1801150	7/18/2017	270	288,603.31	
1330040	1801204	7/18/2017	270	273,072.59	
1330052	1801205	7/18/2017	270	234,703.98	
1329956	1801208	7/18/2017	270	165,002.58	
1330004	1801178	7/18/2017	270	117,386.11	
1329975	1801152	7/18/2017	270	73,000.00	
1329927	172700708 AIRS TA	7/18/2017	270	46,719.81	
1329979	1801156	7/18/2017	270	36,137.05	
1329963	1801146	7/18/2017	270	16,798.63	
1330002	1801176	7/18/2017	270	16,714.71	
1329929	172700710 AIRS DE	7/18/2017	270	15,341.37	
1330001	1801175	7/18/2017	270	14,990.41	
1329949	1801127	7/18/2017	270	14,375.25	
1329928	172700709 AIRS DE	7/18/2017	270	14,105.10	
1329998	1801172	7/18/2017	270	12,932.34	
1330041	1801198	7/18/2017	270	9,132.00	
1329931	172700712 AIRS DE	7/18/2017	270	8,880.00	
1329978	1801155	7/18/2017	270	8,090.00	
1329965	1801147	7/18/2017	270	7,910.00	
1329999	1801173	7/18/2017	270	6,129.46	
1330000	1801174	7/18/2017	270	5,976.82	
1329958	1801136	7/18/2017	270	4,893.96	
1330045	1801201	7/18/2017	270	4,728.58	
1330044	1801200	7/18/2017	270	4,299.32	
1330066	1801229	7/18/2017	270	4,267.62	
1329951	1801128	7/18/2017	270	3,596.06	
1330077	1801240	7/18/2017	270	3,117.00	
1329977	1801154	7/18/2017	270	2,879.00	
1330065	1801228	7/18/2017	270	2,350.56	
1329930	172700711 AIRS DE	7/18/2017	270	2,250.00	
1330027	1801210	7/18/2017	270	1,970.00	
1330053	1801206	7/18/2017	270	1,937.69	
1329972	1801144	7/18/2017	270	1,910.00	
1329969	1801142	7/18/2017	270	1,728.00	
1330029	1801211	7/18/2017	270	1,445.00	
1329946	1801129	7/18/2017	270	1,269.60	
1330079	1801243	7/18/2017	270	1,150.00	
1329964	1801140	7/18/2017	270	1,098.00	
1330047	1801203	7/18/2017	270	1,009.41	
1330067	1801230	7/18/2017	270	802.03	
1329950	1801130	7/18/2017	270	733.92	
1329976	1801153	7/18/2017	270	712.16	
1329952	1801131	7/18/2017	270	685.83	
1329954	1801132	7/18/2017	270	680.18	
1329944	1801133	7/18/2017	270	429.59	
1329957	1801145	7/18/2017	270	370.00	

Run Date: 6/29/2018
 Run Time: 6:24:16PM

Demand Account Activity

Page: 56
 User: 0

Start Date: 7/1/2017 End Date: 6/29/2018

Jnl. Entry	Ref #	Trx. Date	Ledger	Debit Amount	Credit Amount
1330081	1801244	7/18/2017	270	350.00	
1329948	1801134	7/18/2017	270	326.86	
1329955	1801135	7/18/2017	270	261.56	
1329967	1801141	7/18/2017	270	200.00	
1330054	1801207	7/18/2017	270	150.01	
1329971	1801143	7/18/2017	270	140.00	
1329966	1801148	7/18/2017	270	80.00	
1329968	1801149	7/18/2017	270	42.00	
1329959	1801137	7/18/2017	270	22.80	
1329961	1801138	7/18/2017	270	22.80	
1330026	1801209	7/18/2017	270	21.84	
1330005	1801179	7/18/2017	270	17.67	
1330068	1801231	7/18/2017	270	17.44	
1329962	1801139	7/18/2017	270	14.40	
1330042	1801199	7/18/2017	270	4.25	
1330017	DFA EFT REV 7-18-	7/18/2017	270		36,961.02
1329932	172700702	7/18/2017	270		10,861,470.41
1329934	172700703	7/18/2017	270		84,888,744.44
1329636	172700701	7/18/2017	270		1,143,000.00
1330049	172700704	7/18/2017	270		14,743,570.26
1330050	172600701	7/18/2017	270		59,000,000.00
1330795	173000704	7/19/2017	270	40,000,000.00	
1330695	172700707 AIRS TA	7/19/2017	270	35,138,008.29	
1330801	172600701	7/19/2017	270	23,000,000.00	
1330724	1801266	7/19/2017	270	6,915,592.44	
1330759	1801301	7/19/2017	270	1,207,716.30	
1330720	1801273	7/19/2017	270	1,102,757.00	
1330719	1801263	7/19/2017	270	1,025,956.84	
1330844	172300701	7/19/2017	270	1,000,000.00	
1330730	1801271	7/19/2017	270	995,830.98	
1330757	1801300	7/19/2017	270	720,433.11	
1330727	1801275	7/19/2017	270	535,803.06	
1330722	1801274	7/19/2017	270	517,016.62	
1330729	1801270	7/19/2017	270	398,286.00	
1330829	1801355	7/19/2017	270	170,000.00	
1330834	1801357	7/19/2017	270	165,918.00	
1330770	1801314	7/19/2017	270	157,899.98	
1330760	1801302	7/19/2017	270	106,699.26	
1330725	1801267	7/19/2017	270	101,712.00	
1330824	1801347	7/19/2017	270	70,311.96	
1330711	1801272	7/19/2017	270	63,201.62	
1330726	1801268	7/19/2017	270	29,613.59	
1330721	1801264	7/19/2017	270	19,443.87	
1330831	1801361	7/19/2017	270	19,029.44	
1330718	1801262	7/19/2017	270	16,753.00	
1330754	1801298	7/19/2017	270	16,148.28	
1330836	1801362	7/19/2017	270	15,905.17	
1330716	1801260	7/19/2017	270	13,408.00	
1330833	1801356	7/19/2017	270	13,215.03	
1330761	1801303	7/19/2017	270	12,635.11	
1330838	2700701	7/19/2017	270	9,612.50	
1330827	1801350	7/19/2017	270	6,337.25	
1330837	1801353	7/19/2017	270	6,145.76	
1330840	1801363	7/19/2017	270	5,000.00	
1330835	1801360	7/19/2017	270	4,840.68	
1330753	1801297	7/19/2017	270	4,268.81	

Run Date: 6/29/2018
 Run Time: 6:24:16PM

Demand Account Activity

Start Date: 7/1/2017 End Date: 6/29/2018

Page: 57
 User: 0

Jnl. Entry	Ref #	Trx. Date	Ledger	Debit Amount	Credit Amount
1330728	1801269	7/19/2017	270	2,969.23	
1330762	1801304	7/19/2017	270	2,753.06	
1330758	1801311	7/19/2017	270	2,741.02	
1330731	1801276	7/19/2017	270	2,440.00	
1330778	1801316	7/19/2017	270	2,327.50	
1330773	1801315	7/19/2017	270	1,960.00	
1330734	1801278	7/19/2017	270	1,880.00	
1330816	1801358	7/19/2017	270	1,260.00	
1330830	1801359	7/19/2017	270	1,221.55	
1330699	172700710 AIRS DE	7/19/2017	270	1,144.71	
1330698	172700709 AIRS DE	7/19/2017	270	949.50	
1330697	172700708 AIRS TA	7/19/2017	270	767.00	
1330755	1801310	7/19/2017	270	572.00	
1330723	1801265	7/19/2017	270	526.12	
1330751	1801309	7/19/2017	270	512.00	
1330768	1801308	7/19/2017	270	507.00	
1330766	1801307	7/19/2017	270	455.00	
1330765	1801306	7/19/2017	270	385.00	
1330736	1801280	7/19/2017	270	381.00	
1330735	1801279	7/19/2017	270	370.00	
1330841	1801364	7/19/2017	270	300.00	
1330826	1801349	7/19/2017	270	275.00	
1330832	1801352	7/19/2017	270	237.99	
1330764	1801305	7/19/2017	270	210.00	
1330733	1801277	7/19/2017	270	200.00	
1330828	1801351	7/19/2017	270	165.48	
1330767	1801313	7/19/2017	270	150.00	
1330702	1801354	7/19/2017	270	90.00	
1330825	1801348	7/19/2017	270	84.15	
1330738	1801281	7/19/2017	270	80.00	
1330739	1801282	7/19/2017	270	45.60	
1330740	1801283	7/19/2017	270	45.60	
1330741	1801284	7/19/2017	270	28.80	
1330763	1801312	7/19/2017	270	14.00	
1330717	1801261	7/19/2017	270	4.25	
1330756	1801299	7/19/2017	270	0.14	
1330791	DFA EFT REV 7-19-	7/19/2017	270		4,537.14
1330314	172700701	7/19/2017	270		6,915,592.44
1330685	172700702	7/19/2017	270		924,000.00
1330700	172700702	7/19/2017	270		5,389,443.52
1330792	172700704	7/19/2017	270		10,175,213.07
1330793	172700705	7/19/2017	270		89,904,255.56
1330794	172700706	7/19/2017	270		9,612.50
1331252	1801482	7/20/2017	270	46,849,624.96	
1332032	Correct Journal Entr	7/20/2017	270	30,441,115.18	
1330976	172700705	7/20/2017	270	9,712,986.94	
1330871	172700707 AIRS TA	7/20/2017	270	6,814,560.17	
1331009	1801477	7/20/2017	270	3,706,434.27	
1330919	1801417	7/20/2017	270	757,556.81	
1332033	1801483	7/20/2017	270	744,964.38	
1332042	1801489	7/20/2017	270	387,252.88	
1330918	1801416	7/20/2017	270	295,456.35	
1330893	1801404	7/20/2017	270	278,323.00	
1330902	1801405	7/20/2017	270	167,682.38	
1332070	1801545	7/20/2017	270	164,785.04	
1330904	1801406	7/20/2017	270	119,399.35	

Run Date: 6/29/2018
 Run Time: 6:24:16PM

Demand Account Activity

Start Date: 7/1/2017 End Date: 6/29/2018

Page: 58
 User: 0

Jnl. Entry	Ref #	Trx. Date	Ledger	Debit Amount	Credit Amount
1332041	1801488	7/20/2017	270	83,060.92	
1330917	1801415	7/20/2017	270	71,565.43	
1330905	1801407	7/20/2017	270	67,600.00	
1330907	1801409	7/20/2017	270	67,191.87	
1331013	1801481	7/20/2017	270	63,436.66	
1331008	1801476	7/20/2017	270	55,227.09	
1330912	1801399	7/20/2017	270	54,744.38	
1330947	1801445	7/20/2017	270	48,030.94	
1330872	172700708 AIRS TA	7/20/2017	270	37,233.58	
1330914	1801401	7/20/2017	270	34,735.15	
1330972	1801490	7/20/2017	270	25,002.54	
1331007	1801475	7/20/2017	270	24,372.05	
1330890	1801403	7/20/2017	270	24,000.23	
1330878	1801402	7/20/2017	270	23,046.22	
1330906	1801408	7/20/2017	270	22,031.20	
1331006	1801474	7/20/2017	270	20,283.31	
1332040	1801487	7/20/2017	270	18,131.06	
1330987	1801494	7/20/2017	270	15,875.46	
1330988	1801495	7/20/2017	270	15,000.00	
1332078	1801544	7/20/2017	270	12,943.10	
1330977	172700706	7/20/2017	270	12,181.95	
1330984	1801491	7/20/2017	270	11,808.24	
1330938	1801431	7/20/2017	270	9,379.00	
1330986	1801493	7/20/2017	270	9,238.89	
1330910	1801397	7/20/2017	270	7,650.00	
1331012	1801480	7/20/2017	270	7,196.96	
1331010	1801478	7/20/2017	270	7,067.09	
1332083	1801546	7/20/2017	270	6,956.00	
1331011	1801479	7/20/2017	270	6,548.39	
1330913	1801400	7/20/2017	270	4,993.00	
1332059	1801521	7/20/2017	270	4,750.00	
1330940	1801433	7/20/2017	270	4,660.00	
1330936	1801429	7/20/2017	270	3,700.00	
1330989	1801496	7/20/2017	270	3,619.29	
1330873	172700709 AIRS DE	7/20/2017	270	2,396.88	
1332037	1801486	7/20/2017	270	1,990.00	
1332036	1801485	7/20/2017	270	1,619.00	
1330898	1801394	7/20/2017	270	1,590.00	
1330992	1801499	7/20/2017	270	1,498.00	
1331005	1801473	7/20/2017	270	1,300.11	
1330990	1801497	7/20/2017	270	1,235.00	
1330991	1801498	7/20/2017	270	1,226.03	
1330909	1801396	7/20/2017	270	1,190.00	
1330891	1801388	7/20/2017	270	1,040.00	
1330900	1801395	7/20/2017	270	1,025.00	
1330937	1801430	7/20/2017	270	900.00	
1330941	1801434	7/20/2017	270	890.00	
1332063	1801527	7/20/2017	270	877.48	
1330985	1801492	7/20/2017	270	829.43	
1330939	1801432	7/20/2017	270	770.00	
1330942	1801435	7/20/2017	270	715.00	
1330897	1801393	7/20/2017	270	700.00	
1332068	1801530	7/20/2017	270	683.66	
1332082	1801542	7/20/2017	270	680.00	
1332061	1801522	7/20/2017	270	678.50	
1330895	1801391	7/20/2017	270	630.00	

Run Date: 6/29/2018
 Run Time: 6:24:16PM

Demand Account Activity

Start Date: 7/1/2017 End Date: 6/29/2018

Page: 59
 User: 0

Jnl. Entry	Ref #	Trx. Date	Ledger	Debit Amount	Credit Amount
1330896	1801392	7/20/2017	270	530.00	
1332060	1801526	7/20/2017	270	530.00	
1332073	1801535	7/20/2017	270	398.95	
1330993	1801500	7/20/2017	270	380.00	
1332054	1801525	7/20/2017	270	354.74	
1332065	1801529	7/20/2017	270	354.27	
1330894	1801390	7/20/2017	270	350.00	
1330911	1801398	7/20/2017	270	345.00	
1332076	1801538	7/20/2017	270	337.59	
1332062	1801541	7/20/2017	270	330.41	
1332064	1801528	7/20/2017	270	329.88	
1332035	1801484	7/20/2017	270	316.13	
1330997	1801504	7/20/2017	270	214.00	
1332072	1801543	7/20/2017	270	191.84	
1330874	172700710 AIRS D€	7/20/2017	270	191.43	
1332075	1801537	7/20/2017	270	160.00	
1331004	1801472	7/20/2017	270	149.31	
1331014	1801524	7/20/2017	270	118.59	
1330943	1801436	7/20/2017	270	110.00	
1330892	1801389	7/20/2017	270	90.00	
1332077	1801539	7/20/2017	270	81.80	
1330875	172700711 AIRS D€	7/20/2017	270	75.00	
1332067	1801523	7/20/2017	270	54.00	
1330944	1801437	7/20/2017	270	30.40	
1330945	1801438	7/20/2017	270	30.40	
1332074	1801536	7/20/2017	270	26.83	
1332079	1801540	7/20/2017	270	25.93	
1330996	1801503	7/20/2017	270	24.00	
1332071	1801534	7/20/2017	270	21.92	
1332066	1801533	7/20/2017	270	21.45	
1330903	1801532	7/20/2017	270	20.74	
1330995	1801502	7/20/2017	270	20.00	
1330998	1801505	7/20/2017	270	20.00	
1330946	1801439	7/20/2017	270	19.20	
1332069	1801531	7/20/2017	270	18.00	
1330857	1801382	7/20/2017	270	15.00	
1330994	1801501	7/20/2017	270	8.00	
1330899	Correct #1730605	7/20/2017	270		50.00
1330929	DFA EFT REV 7/20/	7/20/2017	270		22,699.50
1330861	172700701	7/20/2017	270		2,843,000.00
1330862	172700702	7/20/2017	270		18,754,688.54
1330879	172700703	7/20/2017	270		10,590,855.52
1330975	172700704	7/20/2017	270		12,181.95
1330983	Back Out Journal Er	7/20/2017	270		6,814,560.17
1332080	172600701	7/20/2017	270		63,000,000.00
1332096	172700703	7/21/2017	270	101,000,000.00	
1332106	172700707 AIRS TA	7/21/2017	270	79,641,716.97	
1332492	173000706	7/21/2017	270	33,000,000.00	
1332540	172300701	7/21/2017	270	18,000,000.00	
1332558	173000715	7/21/2017	270	8,000,000.00	
1332451	1801609	7/21/2017	270	2,692,048.04	
1332431	1801590	7/21/2017	270	1,872,744.81	
1332465	1801623	7/21/2017	270	664,467.44	
1332427	1801586	7/21/2017	270	325,830.64	
1332464	1801622	7/21/2017	270	190,583.77	
1332460	1801618	7/21/2017	270	157,784.96	

Run Date: 6/29/2018
 Run Time: 6:24:16PM

Demand Account Activity

Page: 60
 User: 0

Start Date: 7/1/2017 End Date: 6/29/2018

Jnl. Entry	Ref #	Trx. Date	Ledger	Debit Amount	Credit Amount
1332466	1801624	7/21/2017	270	157,151.19	
1332425	1801625	7/21/2017	270	57,429.00	
1332443	1801602	7/21/2017	270	41,093.94	
1332107	172700708 AIRS TA	7/21/2017	270	18,329.02	
1332555	1801670	7/21/2017	270	15,981.51	
1332430	1801589	7/21/2017	270	14,034.69	
1332428	1801587	7/21/2017	270	12,104.93	
1332552	1801673	7/21/2017	270	11,345.00	
1332458	1801616	7/21/2017	270	11,102.68	
1332423	1801585	7/21/2017	270	9,400.00	
1332462	1801620	7/21/2017	270	7,723.41	
1332553	1801669	7/21/2017	270	7,413.50	
1332452	1801610	7/21/2017	270	7,124.11	
1332559	1801674	7/21/2017	270	6,425.00	
1332108	172700709 AIRS DE	7/21/2017	270	6,051.61	
1332409	1801672	7/21/2017	270	5,800.00	
1332419	1801583	7/21/2017	270	5,582.20	
1332457	1801615	7/21/2017	270	5,205.80	
1332470	1801628	7/21/2017	270	4,990.73	
1332561	1801675	7/21/2017	270	4,895.00	
1332453	1801611	7/21/2017	270	4,447.33	
1332469	1801627	7/21/2017	270	3,923.00	
1332415	1801574	7/21/2017	270	3,583.00	
1332474	1801632	7/21/2017	270	3,326.01	
1332467	1801676	7/21/2017	270	2,150.00	
1332420	1801576	7/21/2017	270	2,010.00	
1332461	1801619	7/21/2017	270	2,000.00	
1332468	1801626	7/21/2017	270	1,985.61	
1332429	1801588	7/21/2017	270	1,702.07	
1332484	1801642	7/21/2017	270	1,610.00	
1332424	1801578	7/21/2017	270	1,583.00	
1332421	1801584	7/21/2017	270	1,551.00	
1332459	1801617	7/21/2017	270	1,378.83	
1332473	1801631	7/21/2017	270	1,357.00	
1332450	1801608	7/21/2017	270	754.60	
1332475	1801633	7/21/2017	270	750.00	
1332471	1801629	7/21/2017	270	733.00	
1332472	1801630	7/21/2017	270	674.00	
1332557	1801671	7/21/2017	270	600.43	
1332476	1801634	7/21/2017	270	596.90	
1332463	1801621	7/21/2017	270	490.00	
1332483	1801641	7/21/2017	270	465.00	
1332454	1801612	7/21/2017	270	447.19	
1332422	1801577	7/21/2017	270	390.00	
1332554	1801677	7/21/2017	270	390.00	
1332407	1801573	7/21/2017	270	375.00	
1332477	1801635	7/21/2017	270	340.00	
1332418	1801575	7/21/2017	270	290.00	
1332478	1801636	7/21/2017	270	278.10	
1332426	1801579	7/21/2017	270	150.00	
1332455	1801613	7/21/2017	270	146.19	
1332432	1801591	7/21/2017	270	100.45	
1332556	1801678	7/21/2017	270	90.00	
1332109	172700710 AIRS DE	7/21/2017	270	65.00	
1332481	1801639	7/21/2017	270	50.00	
1332456	1801614	7/21/2017	270	43.91	

Run Date: 6/29/2018
 Run Time: 6:24:16PM

Demand Account Activity

Start Date: 7/1/2017 End Date: 6/29/2018

Page: 61
 User: 0

Jnl. Entry	Ref #	Trx. Date	Ledger	Debit Amount	Credit Amount
1332480	1801638	7/21/2017	270	35.00	
1332414	1801580	7/21/2017	270	30.40	
1332416	1801581	7/21/2017	270	30.40	
1332479	1801637	7/21/2017	270	20.00	
1332417	1801582	7/21/2017	270	19.20	
1332482	1801640	7/21/2017	270	4.00	
1332101	DFA EFT REV 7/21/	7/21/2017	270		50,265.93
1332094	172700701	7/21/2017	270		328.00
1332095	172700702	7/21/2017	270		18,397,000.00
1332097	172700704	7/21/2017	270		1,872,744.81
1332112	172700705	7/21/2017	270		75,892,763.77
1332486	172700706	7/21/2017	270		144,768,936.96
1332560	172700715	7/21/2017	270		4,049,090.92
1332984	172700707 AIRS TA	7/24/2017	270	79,674,402.33	
1333090	173000715	7/24/2017	270	30,000,000.00	
1333011	1801742	7/24/2017	270	5,114,668.24	
1332969	172700702	7/24/2017	270	2,000,000.00	
1332941	1801695	7/24/2017	270	1,200,000.00	
1332974	172300701	7/24/2017	270	1,000,000.00	
1333010	1801741	7/24/2017	270	714,366.21	
1333103	1801807	7/24/2017	270	713,277.32	
1333106	1801808	7/24/2017	270	510,552.26	
1333049	172700706	7/24/2017	270	335,233.33	
1332971	172700703	7/24/2017	270	188,312.15	
1333048	1801785	7/24/2017	270	164,093.37	
1333035	1801766	7/24/2017	270	136,770.33	
1333034	1801765	7/24/2017	270	129,469.20	
1332947	1801701	7/24/2017	270	83,073.32	
1333046	1801772	7/24/2017	270	53,978.40	
1333077	Correct Journal Entr	7/24/2017	270	51,743.82	
1333056	1801773	7/24/2017	270	50,118.60	
1333031	1801749	7/24/2017	270	38,346.68	
1332955	1801709	7/24/2017	270	37,714.38	
1333042	1801771	7/24/2017	270	36,414.00	
1333028	1801747	7/24/2017	270	33,054.62	
1333009	1801740	7/24/2017	270	32,841.66	
1332954	1801708	7/24/2017	270	30,460.00	
1332950	1801704	7/24/2017	270	28,561.79	
1332988	172700711 AIRS D€	7/24/2017	270	27,375.00	
1332946	1801700	7/24/2017	270	23,901.02	
1332943	1801697	7/24/2017	270	21,066.74	
1333107	1801809	7/24/2017	270	20,551.10	
1332945	1801699	7/24/2017	270	15,044.35	
1332942	1801696	7/24/2017	270	15,000.00	
1332944	1801698	7/24/2017	270	14,985.29	
1332951	1801705	7/24/2017	270	14,129.00	
1333096	1801818	7/24/2017	270	11,250.00	
1333052	1801787	7/24/2017	270	10,229.31	
1332985	172700709 AIRS D€	7/24/2017	270	9,318.38	
1332986	172700709 AIRS D€	7/24/2017	270	9,318.38	
1333030	1801748	7/24/2017	270	5,953.84	
1333039	1801769	7/24/2017	270	5,951.88	
1333015	1801743	7/24/2017	270	5,166.21	
1332948	1801702	7/24/2017	270	5,165.12	
1333033	1801764	7/24/2017	270	5,041.73	
1333059	1801774	7/24/2017	270	4,629.66	

Run Date: 6/29/2018
 Run Time: 6:24:16PM

Demand Account Activity

Page: 62
 User: 0

Start Date: 7/1/2017 End Date: 6/29/2018

Jnl. Entry	Ref #	Trx. Date	Ledger	Debit Amount	Credit Amount
1333100	1801806	7/24/2017	270	4,209.00	
1332956	1801710	7/24/2017	270	3,993.87	
1333036	1801813	7/24/2017	270	3,945.21	
1333053	1801788	7/24/2017	270	3,820.11	
1332949	1801703	7/24/2017	270	3,721.07	
1333054	172700714	7/24/2017	270	3,676.32	
1333040	1801770	7/24/2017	270	3,162.47	
1333095	1801805	7/24/2017	270	3,155.00	
1332993	1801723	7/24/2017	270	2,948.00	
1333050	1801786	7/24/2017	270	2,720.00	
1333026	1801746	7/24/2017	270	2,690.64	
1333018	1801744	7/24/2017	270	2,243.40	
1333067	1801778	7/24/2017	270	2,081.06	
1333065	1801776	7/24/2017	270	2,067.17	
1332987	172700710 AIRS DE	7/24/2017	270	1,663.16	
1333099	1801819	7/24/2017	270	1,503.50	
1333063	1801775	7/24/2017	270	1,473.05	
1333038	1801768	7/24/2017	270	1,260.00	
1333060	1801790	7/24/2017	270	1,250.00	
1332991	1801721	7/24/2017	270	1,195.00	
1332957	1801711	7/24/2017	270	1,155.00	
1333057	1801789	7/24/2017	270	1,080.00	
1333094	1801810	7/24/2017	270	1,015.95	
1333098	1801811	7/24/2017	270	1,007.85	
1332958	1801712	7/24/2017	270	1,005.00	
1333066	1801777	7/24/2017	270	807.50	
1332959	1801713	7/24/2017	270	800.00	
1332961	1801715	7/24/2017	270	690.00	
1333045	1801783	7/24/2017	270	669.00	
1333047	1801784	7/24/2017	270	634.04	
1333044	1801782	7/24/2017	270	620.00	
1333097	1801814	7/24/2017	270	577.44	
1332995	1801725	7/24/2017	270	447.75	
1333037	1801767	7/24/2017	270	361.20	
1332953	1801707	7/24/2017	270	350.00	
1333043	1801781	7/24/2017	270	285.00	
1333102	1801812	7/24/2017	270	273.63	
1332994	1801724	7/24/2017	270	240.00	
1332992	1801722	7/24/2017	270	230.00	
1332965	1801780	7/24/2017	270	153.64	
1332952	1801706	7/24/2017	270	113.36	
1333068	1801779	7/24/2017	270	106.68	
1332960	1801714	7/24/2017	270	100.00	
1333024	1801745	7/24/2017	270	76.50	
1332996	1801726	7/24/2017	270	60.00	
1332997	1801727	7/24/2017	270	22.80	
1332998	1801728	7/24/2017	270	22.80	
1332999	1801729	7/24/2017	270	14.40	
1332936	8007288 EFT REV C	7/24/2017	270		18,491.98
1332989	172700705	7/24/2017	270		3,676.32
1333051	172700713	7/24/2017	270		7,096,213.11
1332968	172700701	7/24/2017	270		11,286,000.00
1332973	172700704	7/24/2017	270		8,646,311.03
1333062	Back Out Journal Er	7/24/2017	270		9,318.38
1333101	172700716	7/24/2017	270		66,000,000.00
1333104	172700717	7/24/2017	270		30,000,000.00

Run Date: 6/29/2018
 Run Time: 6:24:16PM

Demand Account Activity

Start Date: 7/1/2017 End Date: 6/29/2018

Page: 63
 User: 0

Jnl. Entry	Ref #	Trx. Date	Ledger	Debit Amount	Credit Amount
1333539	Back Out Journal Er	7/25/2017	270	122,072,689.18	
1333490	172600701	7/25/2017	270	70,000,000.00	
1333463	172800701	7/25/2017	270	50,000,000.00	
1333456	172700707 AIRS TA	7/25/2017	270	41,996,371.35	
1333567	173000716	7/25/2017	270	14,000,000.00	
1333484	1801876	7/25/2017	270	1,201,938.60	
1333482	1801875	7/25/2017	270	475,168.00	
1333509	1801933	7/25/2017	270	405,998.86	
1333505	1801891	7/25/2017	270	374,893.14	
1333476	172700701	7/25/2017	270	273,833.54	
1333489	1801896	7/25/2017	270	238,870.21	
1333431	1801842	7/25/2017	270	104,367.99	
1333550	1801934	7/25/2017	270	99,668.80	
1333481	1801874	7/25/2017	270	73,150.99	
1333480	1801873	7/25/2017	270	60,449.35	
1333491	1801877	7/25/2017	270	58,276.20	
1333441	1801853	7/25/2017	270	30,601.80	
1333437	1801845	7/25/2017	270	23,865.00	
1333516	1801921	7/25/2017	270	19,846.52	
1333435	1801844	7/25/2017	270	17,913.60	
1333510	1801902	7/25/2017	270	17,283.97	
1333502	1801888	7/25/2017	270	17,214.49	
1333511	1801903	7/25/2017	270	15,548.65	
1333551	1801935	7/25/2017	270	12,447.14	
1333559	1801943	7/25/2017	270	11,850.00	
1333552	1801936	7/25/2017	270	7,586.47	
1333504	1801890	7/25/2017	270	7,104.09	
1333458	172700709 AIRS D€	7/25/2017	270	7,068.60	
1333434	1801849	7/25/2017	270	6,658.63	
1333460	172700710 AIRS D€	7/25/2017	270	5,357.26	
1333433	1801843	7/25/2017	270	5,330.00	
1333438	1801846	7/25/2017	270	5,330.00	
1333553	1801937	7/25/2017	270	4,775.14	
1333457	172700708 AIRS TA	7/25/2017	270	4,416.21	
1333479	1801872	7/25/2017	270	4,383.81	
1333461	172700711 AIRS D€	7/25/2017	270	3,525.00	
1333445	1801901	7/25/2017	270	3,093.39	
1333558	1801942	7/25/2017	270	3,013.50	
1333439	1801852	7/25/2017	270	2,319.07	
1333561	1801945	7/25/2017	270	2,284.46	
1333515	1801920	7/25/2017	270	1,792.50	
1333495	1801881	7/25/2017	270	1,760.00	
1333560	1801944	7/25/2017	270	1,522.00	
1333493	1801879	7/25/2017	270	1,501.00	
1333514	1801906	7/25/2017	270	1,419.00	
1333513	1801905	7/25/2017	270	953.27	
1333503	1801889	7/25/2017	270	935.27	
1333512	1801904	7/25/2017	270	863.00	
1333419	1801841	7/25/2017	270	802.94	
1333536	1801919	7/25/2017	270	730.00	
1333554	1801938	7/25/2017	270	629.33	
1333497	1801883	7/25/2017	270	624.00	
1333520	1801909	7/25/2017	270	542.00	
1333555	1801939	7/25/2017	270	481.46	
1333470	1801907	7/25/2017	270	438.79	
1333416	1801847	7/25/2017	270	421.00	

Run Date: 6/29/2018
 Run Time: 6:24:16PM

Demand Account Activity

Page: 64
 User: 0

Start Date: 7/1/2017 End Date: 6/29/2018

Jnl. Entry	Ref #	Trx. Date	Ledger	Debit Amount	Credit Amount
1333496	1801882	7/25/2017	270	340.00	
1333519	1801908	7/25/2017	270	285.00	
1333492	1801878	7/25/2017	270	207.17	
1333556	1801940	7/25/2017	270	197.79	
1333531	1801915	7/25/2017	270	185.00	
1333494	1801880	7/25/2017	270	130.00	
1333432	1801848	7/25/2017	270	126.00	
1333498	1801884	7/25/2017	270	110.00	
1333530	1801914	7/25/2017	270	107.40	
1333443	1801850	7/25/2017	270	96.03	
1333534	1801917	7/25/2017	270	95.00	
1333557	1801941	7/25/2017	270	87.50	
1333533	1801916	7/25/2017	270	80.09	
1333535	1801918	7/25/2017	270	55.00	
1333526	1801913	7/25/2017	270	36.00	
1333524	1801911	7/25/2017	270	32.00	
1333499	1801885	7/25/2017	270	30.40	
1333500	1801886	7/25/2017	270	30.40	
1333417	1801851	7/25/2017	270	21.70	
1333501	1801887	7/25/2017	270	19.20	
1333525	1801912	7/25/2017	270	16.00	
1333522	1801910	7/25/2017	270	2.00	
1333442	1801854	7/25/2017	270	0.40	
1333410	8007295 EFT REV	7/25/2017	270		13,318.00
1333429	172700701	7/25/2017	270		7,091,283.32
1333487	172700703	7/25/2017	270		122,072,689.18
1333547	172700715	7/25/2017	270		50,691,786.86
1333544	Correct Journal Entr	7/25/2017	270		122,073,049.18
1333904	172700707 AIRS TA	7/26/2017	270	45,433,272.91	
1333988	172700713	7/26/2017	270	18,452,305.68	
1333908	173000715	7/26/2017	270	18,000,000.00	
1333985	172700706	7/26/2017	270	15,600,000.00	
1333940	1801983	7/26/2017	270	1,160,235.00	
1334017	1802040	7/26/2017	270	1,038,939.80	
1333968	1802006	7/26/2017	270	935,651.34	
1333966	1802005	7/26/2017	270	921,620.09	
1334016	1802039	7/26/2017	270	538,327.25	
1333936	1801979	7/26/2017	270	536,391.04	
1333956	1801995	7/26/2017	270	531,007.22	
1333957	1801996	7/26/2017	270	318,701.00	
1333930	1801973	7/26/2017	270	107,136.00	
1333928	1801971	7/26/2017	270	105,815.36	
1333929	1801972	7/26/2017	270	83,646.23	
1334015	1802038	7/26/2017	270	49,279.18	
1334019	1802042	7/26/2017	270	48,416.13	
1333937	1801980	7/26/2017	270	38,225.89	
1333905	172700708 AIRS TA	7/26/2017	270	37,558.13	
1334008	1802032	7/26/2017	270	23,026.08	
1333973	1802011	7/26/2017	270	20,493.39	
1333974	1802012	7/26/2017	270	18,863.84	
1333977	1802015	7/26/2017	270	16,682.67	
1333931	1801974	7/26/2017	270	16,156.48	
1333959	1801998	7/26/2017	270	12,278.59	
1334020	1802043	7/26/2017	270	12,057.10	
1333933	1801976	7/26/2017	270	11,965.58	
1333980	1802019	7/26/2017	270	11,633.84	

Run Date: 6/29/2018
 Run Time: 6:24:16PM

Demand Account Activity

Start Date: 7/1/2017 End Date: 6/29/2018

Page: 65
 User: 0

Jnl. Entry	Ref #	Trx. Date	Ledger	Debit Amount	Credit Amount
1333965	1802004	7/26/2017	270	11,000.00	
1333969	1802007	7/26/2017	270	10,974.45	
1333932	1801975	7/26/2017	270	7,349.53	
1333975	1802013	7/26/2017	270	5,842.13	
1334010	1802033	7/26/2017	270	5,645.91	
1333958	1801997	7/26/2017	270	4,829.34	
1333960	1801999	7/26/2017	270	4,539.89	
1333946	172700705	7/26/2017	270	4,483.33	
1333907	172700709 AIRS D€	7/26/2017	270	3,694.30	
1333979	1802018	7/26/2017	270	3,515.75	
1333976	1802014	7/26/2017	270	3,114.20	
1334011	1802034	7/26/2017	270	2,153.09	
1333920	1801964	7/26/2017	270	2,059.00	
1333912	172700711 AIRS D€	7/26/2017	270	1,800.00	
1333934	1801977	7/26/2017	270	1,783.10	
1333964	1802003	7/26/2017	270	1,580.00	
1333906	1801962	7/26/2017	270	1,560.00	
1334012	1802035	7/26/2017	270	1,369.49	
1333963	1802002	7/26/2017	270	960.00	
1334013	1802036	7/26/2017	270	624.37	
1333910	172700710 AIRWS I	7/26/2017	270	551.48	
1333938	1801981	7/26/2017	270	435.00	
1333961	1802000	7/26/2017	270	422.03	
1333919	1801963	7/26/2017	270	300.00	
1333970	1802008	7/26/2017	270	233.97	
1334014	1802037	7/26/2017	270	221.96	
1333923	1801966	7/26/2017	270	192.00	
1333921	1801965	7/26/2017	270	170.00	
1333962	1802001	7/26/2017	270	139.00	
1333971	1802009	7/26/2017	270	127.50	
1333935	1801978	7/26/2017	270	42.00	
1333925	1801968	7/26/2017	270	30.40	
1333926	1801969	7/26/2017	270	30.40	
1334018	1802041	7/26/2017	270	24.25	
1333987	172700712	7/26/2017	270	19.21	
1333927	1801970	7/26/2017	270	19.20	
1333924	1801967	7/26/2017	270	10.00	
1333939	1801982	7/26/2017	270	4.25	
1333972	1802010	7/26/2017	270	2.93	
1333915	8007297 EFT REV C	7/26/2017	270		117,203.84
1333945	172700704	7/26/2017	270		4,483.33
1333989	172700714	7/26/2017	270		21,419,424.64
1333892	172700701	7/26/2017	270		62,576,000.00
1333894	172700702	7/26/2017	270		536,391.04
1333895	172700703	7/26/2017	270		9,052,979.28
1333967	172600701	7/26/2017	270		10,000,000.00
1334438	1802131	7/27/2017	270	50,628,315.07	
1334501	173000706	7/27/2017	270	41,000,000.00	
1334385	172700707 AIRS TA	7/27/2017	270	23,827,244.80	
1334062	1802075	7/27/2017	270	350,223.00	
1334406	1802098	7/27/2017	270	297,340.25	
1334513	1802173	7/27/2017	270	223,266.00	
1334407	1802099	7/27/2017	270	210,910.00	
1334434	1802129	7/27/2017	270	141,178.24	
1334060	1802074	7/27/2017	270	124,913.00	
1334390	172700712 AIRS D€	7/27/2017	270	105,315.00	

Run Date: 6/29/2018
 Run Time: 6:24:16PM

Demand Account Activity

Page: 66
 User: 0

Start Date: 7/1/2017 End Date: 6/29/2018

Jnl. Entry	Ref #	Trx. Date	Ledger	Debit Amount	Credit Amount
1334386	172700708 AIRS TA	7/27/2017	270	97,385.57	
1334444	1802138	7/27/2017	270	88,643.37	
1334069	1802082	7/27/2017	270	54,262.23	
1334535	1802195	7/27/2017	270	50,696.39	
1334443	1802137	7/27/2017	270	45,810.63	
1334437	1802130	7/27/2017	270	32,633.38	
1334538	1802198	7/27/2017	270	30,092.03	
1334055	1802069	7/27/2017	270	30,000.00	
1334421	1802112	7/27/2017	270	29,464.44	
1334056	1802070	7/27/2017	270	29,187.38	
1334051	1802065	7/27/2017	270	28,935.93	
1334380	1802109	7/27/2017	270	21,850.00	
1334459	1802135	7/27/2017	270	19,121.21	
1334426	1802136	7/27/2017	270	19,056.84	
1334052	1802066	7/27/2017	270	17,213.99	
1334059	1802073	7/27/2017	270	12,920.77	
1334045	1802064	7/27/2017	270	12,624.26	
1334539	1802199	7/27/2017	270	12,063.88	
1334448	1802141	7/27/2017	270	11,632.33	
1334057	1802071	7/27/2017	270	10,949.84	
1334512	1802172	7/27/2017	270	10,259.29	
1334053	1802067	7/27/2017	270	8,340.03	
1334408	1802100	7/27/2017	270	8,182.00	
1334404	1802096	7/27/2017	270	6,300.00	
1334540	1802200	7/27/2017	270	5,354.47	
1334536	1802196	7/27/2017	270	5,257.81	
1334396	172700704	7/27/2017	270	4,028.89	
1334410	1802102	7/27/2017	270	3,845.00	
1334458	1802134	7/27/2017	270	3,478.01	
1334405	1802097	7/27/2017	270	3,293.78	
1334417	1802110	7/27/2017	270	3,139.84	
1334460	1802150	7/27/2017	270	2,685.00	
1334416	1802107	7/27/2017	270	2,602.00	
1334454	1802132	7/27/2017	270	2,526.36	
1334543	1802203	7/27/2017	270	2,220.00	
1334387	172700709 AIRS DE	7/27/2017	270	2,130.10	
1334511	1802171	7/27/2017	270	1,930.00	
1334446	1802140	7/27/2017	270	1,922.69	
1334445	1802139	7/27/2017	270	1,812.00	
1334515	1802175	7/27/2017	270	1,700.00	
1334510	1802170	7/27/2017	270	1,585.00	
1334451	1802145	7/27/2017	270	1,519.00	
1334518	1802178	7/27/2017	270	1,425.00	
1334514	1802174	7/27/2017	270	1,420.60	
1334388	172700710 AIRS DE	7/27/2017	270	1,237.66	
1334457	1802149	7/27/2017	270	1,105.00	
1334054	1802068	7/27/2017	270	998.00	
1334066	1802079	7/27/2017	270	990.00	
1334506	1802169	7/27/2017	270	959.40	
1334411	1802103	7/27/2017	270	730.00	
1334064	1802077	7/27/2017	270	700.00	
1334450	1802144	7/27/2017	270	699.89	
1334409	1802101	7/27/2017	270	660.00	
1334063	1802076	7/27/2017	270	650.00	
1334067	1802080	7/27/2017	270	600.00	
1334447	1802142	7/27/2017	270	570.00	

Run Date: 6/29/2018
 Run Time: 6:24:16PM

Demand Account Activity

Start Date: 7/1/2017 End Date: 6/29/2018

Page: 67
 User: 0

Jnl. Entry	Ref #	Trx. Date	Ledger	Debit Amount	Credit Amount
1334389	172700711 AIRS DE	7/27/2017	270	525.00	
1334449	1802143	7/27/2017	270	525.00	
1334503	1802168	7/27/2017	270	515.00	
1334068	1802081	7/27/2017	270	450.00	
1334418	1802108	7/27/2017	270	270.00	
1334537	1802197	7/27/2017	270	255.50	
1334455	1802148	7/27/2017	270	227.00	
1334420	1802111	7/27/2017	270	121.25	
1334541	1802201	7/27/2017	270	115.08	
1334516	1802176	7/27/2017	270	100.00	
1334517	1802177	7/27/2017	270	100.00	
1334544	1802204	7/27/2017	270	85.00	
1334533	1802193	7/27/2017	270	74.01	
1334542	1802202	7/27/2017	270	56.13	
1334065	1802078	7/27/2017	270	50.00	
1334456	1802133	7/27/2017	270	40.07	
1334412	1802104	7/27/2017	270	38.00	
1334413	1802105	7/27/2017	270	38.00	
1334058	1802072	7/27/2017	270	28.83	
1334415	1802106	7/27/2017	270	24.00	
1334534	1802194	7/27/2017	270	5.28	
1334452	1802146	7/27/2017	270	5.00	
1334453	1802147	7/27/2017	270	4.00	
1334392	8007299 EFT REV C	7/27/2017	270		105,230.16
1334049	172700701	7/27/2017	270		7,394,000.00
1334394	172700702	7/27/2017	270		31,058,728.83
1334395	172700703	7/27/2017	270		41,635,226.11
1334397	172700705	7/27/2017	270		4,028.89
1334470	172700715	7/27/2017	270		10,803,039.31
1334529	172700716	7/27/2017	270		8,989,500.00
1334546	172600701	7/27/2017	270		13,000,000.00
1334547	1727001	7/27/2017	270		5,197,614.94
1334969	172700705	7/28/2017	270	132,511,146.67	
1334970	172700706	7/28/2017	270	15,500,000.00	
1334954	1802274	7/28/2017	270	5,375,974.70	
1334884	172700707 AIRS TA	7/28/2017	270	3,546,238.65	
1334958	1802276	7/28/2017	270	1,624,418.95	
1334907	1802238	7/28/2017	270	623,981.00	
1334943	1802271	7/28/2017	270	490,620.82	
1334941	1802270	7/28/2017	270	275,150.25	
1334976	1802297	7/28/2017	270	181,064.54	
1334937	1802269	7/28/2017	270	159,848.37	
1334968	172700704	7/28/2017	270	154,897.47	
1334890	1802221	7/28/2017	270	141,280.48	
1334956	1802275	7/28/2017	270	141,184.59	
1334906	1802237	7/28/2017	270	134,018.00	
1334934	1802254	7/28/2017	270	90,338.44	
1334938	1802256	7/28/2017	270	67,525.38	
1334896	1802227	7/28/2017	270	54,839.88	
1334900	1802231	7/28/2017	270	46,346.59	
1334904	1802235	7/28/2017	270	43,633.01	
1334908	1802239	7/28/2017	270	42,209.65	
1334899	1802230	7/28/2017	270	41,447.81	
1334885	172700708 AIRS TA	7/28/2017	270	40,482.34	
1334985	1802302	7/28/2017	270	35,222.55	
1334898	1802229	7/28/2017	270	27,982.25	

Run Date: 6/29/2018
 Run Time: 6:24:16PM

Demand Account Activity

Page: 68
 User: 0

Start Date: 7/1/2017 End Date: 6/29/2018

Jnl. Entry	Ref #	Trx. Date	Ledger	Debit Amount	Credit Amount
1334905	1802236	7/28/2017	270	24,762.30	
1334897	1802228	7/28/2017	270	21,150.21	
1334909	1802240	7/28/2017	270	17,245.70	
1334888	172700710 AIRS DE	7/28/2017	270	14,274.99	
1334887	172700709 AIRS DE	7/28/2017	270	10,361.46	
1334962	1802290	7/28/2017	270	10,117.79	
1334894	1802225	7/28/2017	270	7,060.84	
1334936	1802255	7/28/2017	270	4,601.00	
1334903	1802234	7/28/2017	270	4,451.24	
1334910	1802241	7/28/2017	270	3,941.00	
1334893	1802224	7/28/2017	270	3,882.37	
1334959	1802287	7/28/2017	270	3,677.00	
1334961	1802289	7/28/2017	270	3,379.89	
1334946	1802262	7/28/2017	270	3,204.03	
1334892	1802223	7/28/2017	270	2,537.00	
1334912	1802243	7/28/2017	270	1,805.00	
1334895	1802226	7/28/2017	270	1,660.34	
1334902	1802233	7/28/2017	270	1,425.61	
1334901	1802232	7/28/2017	270	1,156.79	
1334947	1802284	7/28/2017	270	1,096.28	
1334935	1802268	7/28/2017	270	1,030.00	
1334933	1802267	7/28/2017	270	960.00	
1334952	1802299	7/28/2017	270	851.66	
1334942	1802259	7/28/2017	270	641.00	
1334914	1802245	7/28/2017	270	590.00	
1334944	1802260	7/28/2017	270	540.00	
1334960	1802288	7/28/2017	270	526.06	
1334940	1802258	7/28/2017	270	497.00	
1334945	1802261	7/28/2017	270	449.78	
1334913	1802244	7/28/2017	270	340.00	
1334911	1802242	7/28/2017	270	330.00	
1334932	1802253	7/28/2017	270	321.57	
1334939	1802257	7/28/2017	270	185.00	
1334953	1802273	7/28/2017	270	159.67	
1334931	1802266	7/28/2017	270	150.00	
1334915	1802246	7/28/2017	270	60.00	
1334916	1802247	7/28/2017	270	45.60	
1334917	1802248	7/28/2017	270	45.60	
1334928	1802263	7/28/2017	270	35.00	
1334918	1802249	7/28/2017	270	28.80	
1334886	1802272	7/28/2017	270	16.04	
1334891	1802222	7/28/2017	270	12.75	
1334930	1802265	7/28/2017	270	8.00	
1334929	1802264	7/28/2017	270	4.00	
1334889	8007312 EFT REV C	7/28/2017	270		147,365.93
1334875	172700701	7/28/2017	270		2,408,000.00
1334876	172700702	7/28/2017	270		6,014,061.94
1334964	172700703	7/28/2017	270		154,897.47
1334971	172700711	7/28/2017	270		124,473,229.01
1334951	172600701	7/28/2017	270		28,000,000.00
1335693	182700712	7/31/2017	270	73,000,000.00	
1335645	182700708	7/31/2017	270	22,000,000.00	
1335647	182700707	7/31/2017	270	16,000,000.00	
1335648	182700703AIRS EF	7/31/2017	270	2,402,591.17	
1335682	1802403	7/31/2017	270	2,180,130.99	
1335687	1802418	7/31/2017	270	1,378,911.65	

Run Date: 6/29/2018
 Run Time: 6:24:16PM

Demand Account Activity

Page: 69
 User: 0

Start Date: 7/1/2017 End Date: 6/29/2018

Jnl. Entry	Ref #	Trx. Date	Ledger	Debit Amount	Credit Amount
1335587	1802347	7/31/2017	270	252,584.63	
1335561	1802324	7/31/2017	270	177,000.00	
1335557	1802320	7/31/2017	270	121,492.00	
1335643	182700702	7/31/2017	270	100,000.00	
1335619	1802368	7/31/2017	270	97,575.68	
1335624	1802372	7/31/2017	270	87,819.88	
1335621	1802369	7/31/2017	270	80,200.00	
1335664	1802404	7/31/2017	270	60,307.57	
1335669	1802397	7/31/2017	270	31,823.26	
1335671	1802405	7/31/2017	270	23,424.35	
1335585	1802346	7/31/2017	270	18,506.08	
1335558	1802323	7/31/2017	270	15,266.33	
1335630	1802378	7/31/2017	270	12,731.28	
1335663	1802394	7/31/2017	270	12,196.50	
1335628	1802377	7/31/2017	270	11,214.19	
1335555	1802322	7/31/2017	270	8,902.50	
1335556	1802326	7/31/2017	270	8,082.83	
1335666	1802395	7/31/2017	270	6,960.33	
1335681	1802400	7/31/2017	270	6,545.38	
1335657	1802401	7/31/2017	270	3,724.47	
1335582	1802342	7/31/2017	270	2,898.00	
1335651	182700704AIRS CC	7/31/2017	270	2,803.48	
1335613	1802373	7/31/2017	270	2,535.00	
1335676	1802412	7/31/2017	270	2,000.00	
1335652	182700705IRPCC A	7/31/2017	270	1,911.81	
1335631	1802384	7/31/2017	270	1,665.00	
1335201	1802321	7/31/2017	270	1,575.28	
1335584	1802344	7/31/2017	270	1,495.00	
1335549	1802318	7/31/2017	270	1,330.00	
1335675	1802411	7/31/2017	270	1,330.00	
1335623	1802371	7/31/2017	270	1,105.00	
1335680	1802415	7/31/2017	270	1,027.93	
1335667	1802396	7/31/2017	270	744.23	
1335580	1802340	7/31/2017	270	740.00	
1335661	1802402	7/31/2017	270	699.03	
1335620	1802374	7/31/2017	270	650.00	
1335554	1802319	7/31/2017	270	450.00	
1335685	1802417	7/31/2017	270	425.20	
1335672	1802398	7/31/2017	270	372.60	
1335575	1802345	7/31/2017	270	290.00	
1335684	1802416	7/31/2017	270	256.37	
1335583	1802343	7/31/2017	270	240.00	
1335632	1802379	7/31/2017	270	231.35	
1335573	1802351	7/31/2017	270	153.21	
1335581	1802341	7/31/2017	270	105.00	
1335665	1802399	7/31/2017	270	83.92	
1335597	1802376	7/31/2017	270	75.00	
1335625	1802375	7/31/2017	270	42.00	
1335565	1802337	7/31/2017	270	38.00	
1335578	1802338	7/31/2017	270	38.00	
1335622	1802370	7/31/2017	270	30.00	
1335579	1802339	7/31/2017	270	24.00	
1335564	8007320 EFT REV C	7/31/2017	270		2,649.32
1335642	182700701	7/31/2017	270		2,137,000.00
1335644	182700706	7/31/2017	270		18,492,120.46
1335660	182700709	7/31/2017	270		78,995,618.38

Run Date: 6/29/2018
 Run Time: 6:24:16PM

Demand Account Activity

Page: 70
 User: 0

Start Date: 7/1/2017 End Date: 6/29/2018

Jnl. Entry	Ref #	Trx. Date	Ledger	Debit Amount	Credit Amount
1335692	182700711	7/31/2017	270		18,362,269.07
1336055	Back Out Journal Er	8/1/2017	270	69,909,194.58	
1336051	172600801	8/1/2017	270	69,000,000.00	
1336015	173000806	8/1/2017	270	16,000,000.00	
1336050	1802528	8/1/2017	270	4,153,192.69	
1335981	172700802	8/1/2017	270	1,800,000.00	
1336026	1802507	8/1/2017	270	1,696,303.73	
1335983	172300801	8/1/2017	270	1,000,000.00	
1335942	1802443	8/1/2017	270	1,000,000.00	
1335944	1802444	8/1/2017	270	950,000.00	
1335946	1802445	8/1/2017	270	900,000.00	
1335949	1802446	8/1/2017	270	800,000.00	
1336002	1802481	8/1/2017	270	522,767.04	
1336049	1802527	8/1/2017	270	473,525.00	
1335996	1802477	8/1/2017	270	436,299.34	
1335940	1802436	8/1/2017	270	312,106.59	
1335998	1802478	8/1/2017	270	271,168.05	
1335976	1802470	8/1/2017	270	265,227.13	
1335999	1802479	8/1/2017	270	246,581.70	
1335950	1802447	8/1/2017	270	175,000.00	
1336001	1802480	8/1/2017	270	168,266.02	
1335939	1802435	8/1/2017	270	121,444.48	
1335716	1802429	8/1/2017	270	90,100.00	
1336027	1802508	8/1/2017	270	43,169.88	
1335952	1802448	8/1/2017	270	33,000.00	
1335724	1802424	8/1/2017	270	31,730.00	
1335991	1802474	8/1/2017	270	30,034.05	
1336029	1802510	8/1/2017	270	30,000.00	
1336041	1802520	8/1/2017	270	29,551.98	
1335962	1802458	8/1/2017	270	24,293.56	
1335953	1802449	8/1/2017	270	22,000.00	
1335954	1802450	8/1/2017	270	19,000.00	
1336024	1802505	8/1/2017	270	17,053.54	
1336040	1802519	8/1/2017	270	16,620.78	
1336025	1802506	8/1/2017	270	13,667.19	
1335963	1802459	8/1/2017	270	10,508.51	
1335964	1802460	8/1/2017	270	9,350.00	
1336021	1802502	8/1/2017	270	8,901.37	
1336039	1802518	8/1/2017	270	6,715.40	
1335966	1802462	8/1/2017	270	6,129.46	
1335955	1802451	8/1/2017	270	6,100.00	
1335951	1802461	8/1/2017	270	5,839.95	
1336028	1802509	8/1/2017	270	5,221.09	
1335992	1802475	8/1/2017	270	4,728.58	
1335990	1802473	8/1/2017	270	4,409.90	
1336030	1802511	8/1/2017	270	3,969.50	
1336047	1802525	8/1/2017	270	3,531.68	
1335956	1802452	8/1/2017	270	3,100.00	
1335994	1802476	8/1/2017	270	2,666.95	
1335941	1802437	8/1/2017	270	2,509.00	
1335988	1802471	8/1/2017	270	2,200.00	
1335948	1802441	8/1/2017	270	2,033.24	
1336000	1802469	8/1/2017	270	2,005.00	
1336048	1802526	8/1/2017	270	2,000.00	
1335957	1802453	8/1/2017	270	1,835.00	
1335989	1802472	8/1/2017	270	1,347.15	

Run Date: 6/29/2018
 Run Time: 6:24:16PM

Demand Account Activity

Start Date: 7/1/2017 End Date: 6/29/2018

Page: 71
 User: 0

Jnl. Entry	Ref #	Trx. Date	Ledger	Debit Amount	Credit Amount
1335947	1802440	8/1/2017	270	807.50	
1336042	1802521	8/1/2017	270	805.91	
1335714	1802427	8/1/2017	270	730.00	
1335945	1802439	8/1/2017	270	708.00	
1336043	1802522	8/1/2017	270	514.80	
1335715	1802428	8/1/2017	270	440.00	
1335943	1802438	8/1/2017	270	385.00	
1335958	1802454	8/1/2017	270	280.00	
1335961	1802457	8/1/2017	270	275.00	
1335959	1802455	8/1/2017	270	225.00	
1336046	1802524	8/1/2017	270	185.61	
1335960	1802456	8/1/2017	270	90.00	
1336023	1802504	8/1/2017	270	76.50	
1336022	1802503	8/1/2017	270	72.12	
1336044	1802523	8/1/2017	270	68.00	
1335726	1802426	8/1/2017	270	50.00	
1335718	1802442	8/1/2017	270	40.00	
1335972	EFT CC REV 8/1/17	8/1/2017	270		148.55
1335980	172700801	8/1/2017	270		2,000,000.00
1335982	172700803	8/1/2017	270		25,167,914.89
1335987	172700804	8/1/2017	270		69,909,194.58
1336045	172700805	8/1/2017	270		4,345,184.60
1336056	Correct Journal Entr	8/1/2017	270		69,904,194.58
1336357	172700707 AIRS TA	8/2/2017	270	10,588,149.53	
1336462	173000806	8/2/2017	270	8,000,000.00	
1336375	1802564	8/2/2017	270	1,601,827.29	
1336430	1802601	8/2/2017	270	1,488,211.41	
1336479	1802649	8/2/2017	270	1,458,626.04	
1336476	172300801	8/2/2017	270	1,000,000.00	
1336426	1802599	8/2/2017	270	612,024.77	
1336372	1802556	8/2/2017	270	500,081.00	
1336371	1802555	8/2/2017	270	361,772.70	
1336480	1802650	8/2/2017	270	268,538.35	
1336376	1802558	8/2/2017	270	171,540.76	
1336464	1802626	8/2/2017	270	135,243.14	
1336374	1802557	8/2/2017	270	127,562.00	
1336361	172700809 AIRS DE	8/2/2017	270	114,995.74	
1336436	1802605	8/2/2017	270	57,875.36	
1336069	1802543	8/2/2017	270	51,257.57	
1336065	1802539	8/2/2017	270	48,572.85	
1336370	1802554	8/2/2017	270	47,312.05	
1336378	1802559	8/2/2017	270	43,364.99	
1336362	172700810 AIRS DE	8/2/2017	270	42,104.86	
1336360	172700808 AIRS TA	8/2/2017	270	37,250.25	
1336416	1802606	8/2/2017	270	36,004.49	
1336428	1802600	8/2/2017	270	20,337.39	
1336465	1802627	8/2/2017	270	18,261.66	
1336383	1802561	8/2/2017	270	18,054.00	
1336380	1802567	8/2/2017	270	17,155.21	
1336466	1802628	8/2/2017	270	15,040.02	
1336382	1802560	8/2/2017	270	13,352.39	
1336373	1802563	8/2/2017	270	13,311.07	
1336064	1802538	8/2/2017	270	12,975.00	
1336068	1802542	8/2/2017	270	11,700.00	
1336427	1802611	8/2/2017	270	10,720.00	
1336379	1802566	8/2/2017	270	9,937.00	

Run Date: 6/29/2018
 Run Time: 6:24:16PM

Demand Account Activity

Start Date: 7/1/2017 End Date: 6/29/2018

Page: 72
 User: 0

Jnl. Entry	Ref #	Trx. Date	Ledger	Debit Amount	Credit Amount
1336431	1802602	8/2/2017	270	9,488.00	
1336467	1802629	8/2/2017	270	8,334.76	
1336387	172700805	8/2/2017	270	4,083.33	
1336400	1802576	8/2/2017	270	3,075.00	
1336424	1802610	8/2/2017	270	3,004.50	
1336363	172700811 AIRS DE	8/2/2017	270	2,925.00	
1336478	1802648	8/2/2017	270	2,917.50	
1336395	1802574	8/2/2017	270	2,220.00	
1336063	1802537	8/2/2017	270	2,170.00	
1336404	1802585	8/2/2017	270	2,109.00	
1336433	1802603	8/2/2017	270	2,032.00	
1336067	1802541	8/2/2017	270	1,995.00	
1336450	1802632	8/2/2017	270	1,750.00	
1336072	1802545	8/2/2017	270	1,520.00	
1336399	1802583	8/2/2017	270	1,460.00	
1336403	1802578	8/2/2017	270	1,392.00	
1336421	1802609	8/2/2017	270	995.00	
1336070	1802544	8/2/2017	270	795.00	
1336054	1802540	8/2/2017	270	545.00	
1336075	1802562	8/2/2017	270	526.12	
1336468	1802630	8/2/2017	270	469.49	
1336408	1802587	8/2/2017	270	437.00	
1336419	1802607	8/2/2017	270	425.14	
1336398	1802575	8/2/2017	270	420.00	
1336420	1802608	8/2/2017	270	323.26	
1336401	1802584	8/2/2017	270	280.00	
1336402	1802577	8/2/2017	270	250.00	
1336405	1802579	8/2/2017	270	220.00	
1336411	1802588	8/2/2017	270	200.00	
1336406	1802586	8/2/2017	270	170.00	
1336377	1802565	8/2/2017	270	127.50	
1336447	1802631	8/2/2017	270	57.07	
1336412	1802589	8/2/2017	270	30.40	
1336414	1802590	8/2/2017	270	30.40	
1336407	1802580	8/2/2017	270	22.80	
1336409	1802581	8/2/2017	270	22.80	
1336415	1802591	8/2/2017	270	19.20	
1336381	1802582	8/2/2017	270	14.40	
1336435	1802604	8/2/2017	270	0.50	
1336350	172700801	8/2/2017	270		805,000.00
1336351	172700803	8/2/2017	270		1,601,827.29
1336364	172700804	8/2/2017	270		17,105,477.04
1336388	172700806	8/2/2017	270		4,083.33
1336397	172700812	8/2/2017	270		6,657,451.77
1337622	1802747	8/3/2017	270	50,862,742.49	
1336523	172700807 AIRS TA	8/3/2017	270	8,182,611.24	
1337662	1802790	8/3/2017	270	2,831,571.16	
1336584	1802748	8/3/2017	270	2,013,283.07	
1336504	1802672	8/3/2017	270	899,007.19	
1337603	1802749	8/3/2017	270	852,174.41	
1337658	1802789	8/3/2017	270	669,772.50	
1337647	1802782	8/3/2017	270	521,990.20	
1337646	1802781	8/3/2017	270	407,287.39	
1336500	1802667	8/3/2017	270	166,174.59	
1336574	1802720	8/3/2017	270	146,643.09	
1336496	1802663	8/3/2017	270	143,947.00	

Run Date: 6/29/2018
 Run Time: 6:24:16PM

Demand Account Activity

Start Date: 7/1/2017 End Date: 6/29/2018

Page: 73
 User: 0

Jnl. Entry	Ref #	Trx. Date	Ledger	Debit Amount	Credit Amount
1337638	1802780	8/3/2017	270	87,803.66	
1336525	172700808 AIRS TA	8/3/2017	270	70,419.88	
1336526	172700809 AIRS D€	8/3/2017	270	37,900.59	
1336571	1802718	8/3/2017	270	25,108.26	
1336564	1802715	8/3/2017	270	17,468.48	
1337649	1802783	8/3/2017	270	16,088.01	
1336576	1802721	8/3/2017	270	13,050.00	
1337654	1802779	8/3/2017	270	13,005.77	
1336501	1802668	8/3/2017	270	11,188.52	
1337618	1802746	8/3/2017	270	8,982.55	
1336566	1802716	8/3/2017	270	8,964.08	
1337616	1802745	8/3/2017	270	7,087.73	
1337615	1802744	8/3/2017	270	7,006.70	
1336540	172700805	8/3/2017	270	6,991.25	
1336492	1802659	8/3/2017	270	6,897.00	
1336579	1802722	8/3/2017	270	4,949.00	
1336582	1802723	8/3/2017	270	4,135.00	
1337614	1802743	8/3/2017	270	3,706.75	
1337651	1802778	8/3/2017	270	3,425.79	
1336561	1802713	8/3/2017	270	3,177.50	
1336503	1802669	8/3/2017	270	2,958.49	
1336563	1802714	8/3/2017	270	2,716.00	
1337653	1802787	8/3/2017	270	2,250.00	
1337613	1802742	8/3/2017	270	2,113.63	
1336568	1802717	8/3/2017	270	1,984.09	
1336527	172700810 AIRS D€	8/3/2017	270	1,623.38	
1336498	1802665	8/3/2017	270	1,519.57	
1336499	1802666	8/3/2017	270	1,500.00	
1336570	1802707	8/3/2017	270	1,437.00	
1336562	1802703	8/3/2017	270	1,375.00	
1336569	1802706	8/3/2017	270	1,023.00	
1336565	1802704	8/3/2017	270	979.30	
1336497	1802664	8/3/2017	270	950.00	
1337655	1802785	8/3/2017	270	946.59	
1336491	1802658	8/3/2017	270	940.00	
1336490	1802657	8/3/2017	270	840.00	
1336573	1802708	8/3/2017	270	760.00	
1337652	1802784	8/3/2017	270	696.93	
1337650	1802777	8/3/2017	270	610.00	
1336583	1802724	8/3/2017	270	520.00	
1336575	1802709	8/3/2017	270	506.20	
1336572	1802719	8/3/2017	270	253.45	
1336495	1802662	8/3/2017	270	220.00	
1336493	1802660	8/3/2017	270	185.00	
1336494	1802661	8/3/2017	270	175.00	
1337641	1802786	8/3/2017	270	63.75	
1336567	1802705	8/3/2017	270	20.00	
1336577	1802710	8/3/2017	270	12.00	
1337611	1802741	8/3/2017	270	9.52	
1336578	1802711	8/3/2017	270	8.00	
1336580	1802712	8/3/2017	270	4.00	
1336531	DFA EFT REV 8/3/1	8/3/2017	270		70,852.46
1336515	172700801	8/3/2017	270		10,624,000.00
1336528	172700802	8/3/2017	270		9,811,136.33
1336529	172700803	8/3/2017	270		14,191,075.00
1336539	172700804	8/3/2017	270		6,991.25

Run Date: 6/29/2018
 Run Time: 6:24:16PM

Demand Account Activity

Start Date: 7/1/2017 End Date: 6/29/2018

Page: 74
 User: 0

Jnl. Entry	Ref #	Trx. Date	Ledger	Debit Amount	Credit Amount
1337596	172700813	8/3/2017	270		28,844,002.09
1337661	172600801	8/3/2017	270		5,000,000.00
1337996	172700806	8/4/2017	270	76,530,737.50	
1338037	172600801	8/4/2017	270	40,000,000.00	
1338011	173000806	8/4/2017	270	30,000,000.00	
1337966	172700807 AIRS TA	8/4/2017	270	9,105,077.10	
1338034	1802877	8/4/2017	270	2,041,191.15	
1337953	172700802	8/4/2017	270	2,000,000.00	
1337975	172700804	8/4/2017	270	919,249.58	
1337681	1802807	8/4/2017	270	784,700.00	
1338007	1802850	8/4/2017	270	614,511.28	
1338022	1802864	8/4/2017	270	347,751.06	
1338038	1802878	8/4/2017	270	256,167.15	
1337683	1802808	8/4/2017	270	196,531.47	
1338039	1802879	8/4/2017	270	145,447.36	
1337689	1802811	8/4/2017	270	110,419.97	
1338029	1802871	8/4/2017	270	99,323.42	
1338082	1802920	8/4/2017	270	93,593.72	
1338085	1802923	8/4/2017	270	86,600.76	
1338013	1802854	8/4/2017	270	71,565.50	
1337673	1802812	8/4/2017	270	68,718.26	
1338083	1802921	8/4/2017	270	55,918.00	
1337969	172700808 AIRS TA	8/4/2017	270	55,143.30	
1337680	1802813	8/4/2017	270	47,456.56	
1338031	1802874	8/4/2017	270	43,670.24	
1338024	1802866	8/4/2017	270	31,800.00	
1337971	172700809 AIRS DE	8/4/2017	270	31,247.44	
1338040	1802880	8/4/2017	270	28,582.19	
1338026	1802872	8/4/2017	270	21,757.45	
1337690	1802818	8/4/2017	270	19,217.00	
1337982	1802841	8/4/2017	270	7,247.00	
1337687	1802817	8/4/2017	270	7,018.97	
1338086	1802924	8/4/2017	270	6,519.30	
1337679	1802806	8/4/2017	270	5,161.22	
1338030	1802873	8/4/2017	270	4,711.25	
1337988	1802833	8/4/2017	270	4,676.00	
1338010	1802852	8/4/2017	270	4,589.83	
1338002	1802846	8/4/2017	270	4,520.00	
1337987	1802843	8/4/2017	270	3,450.00	
1337968	1802835	8/4/2017	270	2,119.75	
1337973	172700810 AIRS DE	8/4/2017	270	1,656.89	
1337984	1802831	8/4/2017	270	1,540.00	
1337992	1802849	8/4/2017	270	1,539.58	
1337978	1802839	8/4/2017	270	1,504.50	
1338012	1802853	8/4/2017	270	1,409.76	
1338008	1802851	8/4/2017	270	1,233.38	
1337682	1802814	8/4/2017	270	1,213.00	
1337980	1802829	8/4/2017	270	1,172.00	
1338032	1802875	8/4/2017	270	865.73	
1337990	1802844	8/4/2017	270	660.00	
1337985	1802842	8/4/2017	270	610.00	
1337993	1802845	8/4/2017	270	580.00	
1337684	1802815	8/4/2017	270	400.00	
1337991	1802834	8/4/2017	270	380.00	
1338076	1802915	8/4/2017	270	377.30	
1338003	1802847	8/4/2017	270	350.80	

Run Date: 6/29/2018
 Run Time: 6:24:16PM

Demand Account Activity

Start Date: 7/1/2017 End Date: 6/29/2018

Page: 75
 User: 0

Jnl. Entry	Ref #	Trx. Date	Ledger	Debit Amount	Credit Amount
1337986	1802832	8/4/2017	270	290.00	
1337981	1802840	8/4/2017	270	240.00	
1337983	1802830	8/4/2017	270	120.00	
1338023	1802865	8/4/2017	270	82.45	
1337685	1802816	8/4/2017	270	82.00	
1337972	1802836	8/4/2017	270	60.80	
1337974	1802837	8/4/2017	270	60.80	
1337967	1802826	8/4/2017	270	45.60	
1337970	1802827	8/4/2017	270	45.60	
1337977	1802838	8/4/2017	270	38.40	
1338004	1802848	8/4/2017	270	31.63	
1337979	1802828	8/4/2017	270	28.80	
1337686	1802809	8/4/2017	270	22.68	
1337688	1802810	8/4/2017	270	22.18	
1338033	1802876	8/4/2017	270	0.53	
1337675	DFA EFT REV 8/4/1	8/4/2017	270		51,705.40
1337952	172700801	8/4/2017	270		560,000.00
1337954	172700803	8/4/2017	270		8,561,230.73
1337995	172700805	8/4/2017	270		919,249.58
1338036	172700815	8/4/2017	270		153,915,501.51
1338392	172600801	8/7/2017	270	34,000,000.00	
1338106	172700801	8/7/2017	270	17,300,000.00	
1338458	173000804	8/7/2017	270	9,000,000.00	
1338340	172700807 AIRS TA	8/7/2017	270	5,640,179.45	
1338453	1803031	8/7/2017	270	2,085,695.68	
1338371	172700804	8/7/2017	270	1,200,000.00	
1338450	1803028	8/7/2017	270	231,138.00	
1338428	1803022	8/7/2017	270	175,758.87	
1338346	1802945	8/7/2017	270	155,050.65	
1338451	1803029	8/7/2017	270	132,278.99	
1338447	1803020	8/7/2017	270	109,761.50	
1338343	172700809 AIRS DE	8/7/2017	270	100,607.46	
1338452	1803030	8/7/2017	270	48,835.10	
1338349	1802946	8/7/2017	270	32,733.37	
1338403	1802980	8/7/2017	270	22,774.53	
1338456	1803033	8/7/2017	270	22,555.48	
1338368	1802955	8/7/2017	270	20,070.00	
1338352	1802940	8/7/2017	270	20,047.41	
1338353	1802948	8/7/2017	270	14,358.47	
1338357	1802954	8/7/2017	270	12,939.46	
1338355	1802949	8/7/2017	270	12,771.22	
1338356	1802950	8/7/2017	270	12,424.21	
1338354	1802941	8/7/2017	270	11,479.04	
1338341	172700808 AIRS TA	8/7/2017	270	10,066.38	
1338345	172700810 AIRS DE	8/7/2017	270	9,043.49	
1338445	1803018	8/7/2017	270	7,734.53	
1338350	1802939	8/7/2017	270	7,415.00	
1338459	1803034	8/7/2017	270	7,128.17	
1338436	1803024	8/7/2017	270	5,477.04	
1338434	1803023	8/7/2017	270	5,354.10	
1338443	1803017	8/7/2017	270	4,639.30	
1338444	1803027	8/7/2017	270	4,473.79	
1338362	1802942	8/7/2017	270	4,148.18	
1338454	1803032	8/7/2017	270	3,659.25	
1338351	1802947	8/7/2017	270	2,700.00	
1338446	1803019	8/7/2017	270	2,656.25	

Run Date: 6/29/2018
 Run Time: 6:24:16PM

Demand Account Activity

Start Date: 7/1/2017 End Date: 6/29/2018

Page: 76
 User: 0

Jnl. Entry	Ref #	Trx. Date	Ledger	Debit Amount	Credit Amount
1338374	1802967	8/7/2017	270	2,617.00	
1338363	1802943	8/7/2017	270	2,114.72	
1338100	1802944	8/7/2017	270	1,901.79	
1338433	1803011	8/7/2017	270	1,783.17	
1338389	1802968	8/7/2017	270	1,775.00	
1338435	1803012	8/7/2017	270	1,553.00	
1338427	1803006	8/7/2017	270	1,330.00	
1338442	1803026	8/7/2017	270	966.00	
1338386	1802964	8/7/2017	270	858.00	
1338437	1803013	8/7/2017	270	721.00	
1338438	1803014	8/7/2017	270	607.00	
1338440	1803015	8/7/2017	270	585.00	
1338441	1803016	8/7/2017	270	544.83	
1338429	1803007	8/7/2017	270	540.00	
1338448	1803021	8/7/2017	270	483.42	
1338430	1803008	8/7/2017	270	424.00	
1338391	1802969	8/7/2017	270	340.00	
1338348	1802938	8/7/2017	270	299.73	
1338390	1802966	8/7/2017	270	210.00	
1338388	1802965	8/7/2017	270	80.00	
1338439	1803025	8/7/2017	270	9.93	
1338381	1802961	8/7/2017	270	7.60	
1338382	1802962	8/7/2017	270	7.60	
1338384	1802963	8/7/2017	270	4.80	
1338431	1803009	8/7/2017	270	4.00	
1338432	1803010	8/7/2017	270	4.00	
1338365	EFT CC REV 8/7/17	8/7/2017	270		19,109.54
1338366	DFA EFT REV 8/7/1	8/7/2017	270		11,812.32
1338285	172700802	8/7/2017	270		1,405,000.00
1338347	172700803	8/7/2017	270		13,649,170.63
1338394	172700805	8/7/2017	270		43,427,500.00
1338401	172700806	8/7/2017	270		12,029,617.84
1338815	172700804	8/8/2017	270	32,382,500.00	
1338760	172700807 AIRS TA	8/8/2017	270	5,158,088.08	
1338800	1803093	8/8/2017	270	987,162.07	
1338752	1803058	8/8/2017	270	796,906.44	
1338767	1803063	8/8/2017	270	289,338.51	
1338833	1803121	8/8/2017	270	177,203.47	
1338734	172700802	8/8/2017	270	168,000.00	
1338879	1803160	8/8/2017	270	114,191.69	
1338805	1803094	8/8/2017	270	62,922.99	
1338873	1803156	8/8/2017	270	60,000.00	
1338763	172700808 AIRS TA	8/8/2017	270	46,474.58	
1338882	1803163	8/8/2017	270	30,000.00	
1338756	1803059	8/8/2017	270	25,931.55	
1338876	1803157	8/8/2017	270	22,289.86	
1338875	1803166	8/8/2017	270	18,669.81	
1338878	1803158	8/8/2017	270	17,066.56	
1338858	1803145	8/8/2017	270	8,944.38	
1338753	1803056	8/8/2017	270	8,170.09	
1338769	1803064	8/8/2017	270	8,013.24	
1338768	172700810 AIRS DE	8/8/2017	270	6,720.11	
1338836	1803124	8/8/2017	270	4,854.75	
1338771	1803066	8/8/2017	270	4,731.40	
1338838	1803126	8/8/2017	270	3,936.00	
1338770	1803065	8/8/2017	270	3,634.66	

Run Date: 6/29/2018
 Run Time: 6:24:16PM

Demand Account Activity

Start Date: 7/1/2017 End Date: 6/29/2018

Page: 77
 User: 0

Jnl. Entry	Ref #	Trx. Date	Ledger	Debit Amount	Credit Amount
1338782	1803078	8/8/2017	270	3,556.00	
1338789	1803085	8/8/2017	270	3,450.00	
1338883	1803164	8/8/2017	270	3,442.79	
1338764	1803061	8/8/2017	270	3,421.79	
1338766	172700809 AIRS DE	8/8/2017	270	3,336.54	
1338741	1803051	8/8/2017	270	2,800.00	
1338765	1803062	8/8/2017	270	2,296.38	
1338466	1803040	8/8/2017	270	2,200.00	
1338784	1803080	8/8/2017	270	1,780.00	
1338758	1803060	8/8/2017	270	1,607.40	
1338837	1803125	8/8/2017	270	1,516.16	
1338843	1803128	8/8/2017	270	1,277.37	
1338740	1803050	8/8/2017	270	1,150.00	
1338855	1803142	8/8/2017	270	1,127.78	
1338834	1803122	8/8/2017	270	1,095.00	
1338840	1803127	8/8/2017	270	1,062.45	
1338801	1803097	8/8/2017	270	856.11	
1338856	1803143	8/8/2017	270	831.86	
1338790	1803086	8/8/2017	270	787.02	
1338755	1803057	8/8/2017	270	672.00	
1338835	1803123	8/8/2017	270	615.00	
1338739	1803049	8/8/2017	270	580.00	
1338746	1803053	8/8/2017	270	440.00	
1338748	1803054	8/8/2017	270	400.00	
1338751	1803055	8/8/2017	270	400.00	
1338785	1803081	8/8/2017	270	350.00	
1338796	1803090	8/8/2017	270	339.90	
1338743	1803052	8/8/2017	270	300.00	
1338783	1803079	8/8/2017	270	280.00	
1338780	1803076	8/8/2017	270	277.00	
1338857	1803144	8/8/2017	270	225.00	
1338773	1803067	8/8/2017	270	120.70	
1338797	1803091	8/8/2017	270	111.75	
1338777	1803073	8/8/2017	270	60.80	
1338778	1803074	8/8/2017	270	60.80	
1338779	1803075	8/8/2017	270	38.40	
1338881	1803162	8/8/2017	270	30.31	
1338781	1803077	8/8/2017	270	30.00	
1338798	1803092	8/8/2017	270	26.70	
1338880	1803161	8/8/2017	270	26.16	
1803159	1803159	8/8/2017	270	7.53	
1338775	DFA EFT REV 8/8/1	8/8/2017	270		5,869.92
1338733	172700801	8/8/2017	270		637,000.00
1338813	172700803	8/8/2017	270		7,611,239.19
1338822	172700805	8/8/2017	270		21,891,480.82
1338864	172600801	8/8/2017	270		10,000,000.00
1339275	173000815	8/9/2017	270	17,000,000.00	
1338909	1803181	8/9/2017	270	8,276,837.01	
1339312	172700807 AIRS TA	8/9/2017	270	6,316,187.14	
1339223	172700806	8/9/2017	270	3,289,801.67	
1339244	1803242	8/9/2017	270	2,165,354.00	
1339237	1803241	8/9/2017	270	481,763.06	
1339302	1803295	8/9/2017	270	248,233.22	
1338897	1803174	8/9/2017	270	72,838.00	
1339313	172700808 AIRS TA	8/9/2017	270	66,023.75	
1339303	1803296	8/9/2017	270	65,921.91	

Run Date: 6/29/2018
 Run Time: 6:24:16PM

Demand Account Activity

Start Date: 7/1/2017 End Date: 6/29/2018

Page: 78
 User: 0

Jnl. Entry	Ref #	Trx. Date	Ledger	Debit Amount	Credit Amount
1338931	1803205	8/9/2017	270	64,676.05	
1338927	1803201	8/9/2017	270	58,788.91	
1338919	1803186	8/9/2017	270	57,207.87	
1339214	172700804	8/9/2017	270	43,240.28	
1338925	1803191	8/9/2017	270	37,078.56	
1339261	1803263	8/9/2017	270	31,592.94	
1339207	1803221	8/9/2017	270	30,000.00	
1338920	1803187	8/9/2017	270	27,258.74	
1338921	1803188	8/9/2017	270	25,425.21	
1338922	1803189	8/9/2017	270	22,865.14	
1339236	1803240	8/9/2017	270	16,726.97	
1338924	1803190	8/9/2017	270	16,130.00	
1339299	1803293	8/9/2017	270	14,294.00	
1339298	1803292	8/9/2017	270	12,700.00	
1339233	1803237	8/9/2017	270	12,440.55	
1338933	1803207	8/9/2017	270	11,100.00	
1338929	1803203	8/9/2017	270	10,135.00	
1338906	1803178	8/9/2017	270	8,333.03	
1339257	1803261	8/9/2017	270	7,919.22	
1338912	1803182	8/9/2017	270	7,654.00	
1338902	1803176	8/9/2017	270	6,017.07	
1339263	1803265	8/9/2017	270	5,803.20	
1339153	1803217	8/9/2017	270	5,392.94	
1338901	1803175	8/9/2017	270	5,293.47	
1339295	1803289	8/9/2017	270	5,023.07	
1339265	1803267	8/9/2017	270	4,354.89	
1339267	1803268	8/9/2017	270	4,346.44	
1339296	1803290	8/9/2017	270	4,228.00	
1338904	1803177	8/9/2017	270	4,049.72	
1339155	1803220	8/9/2017	270	3,731.00	
1339301	1803294	8/9/2017	270	3,674.03	
1339144	1803213	8/9/2017	270	3,533.00	
1338914	1803183	8/9/2017	270	3,429.12	
1338915	1803184	8/9/2017	270	3,285.32	
1339268	1803269	8/9/2017	270	2,472.50	
1338918	1803185	8/9/2017	270	2,038.92	
1339151	1803215	8/9/2017	270	1,970.00	
1338932	1803206	8/9/2017	270	1,855.00	
1338930	1803204	8/9/2017	270	1,750.00	
1339260	1803262	8/9/2017	270	1,721.92	
1339262	1803264	8/9/2017	270	1,500.00	
1339314	172700809 AIRS DE	8/9/2017	270	1,415.84	
1339315	172700810 AIRS DE	8/9/2017	270	1,317.39	
1339288	1803297	8/9/2017	270	1,168.74	
1339291	1803287	8/9/2017	270	994.70	
1338926	1803202	8/9/2017	270	885.00	
1339264	1803266	8/9/2017	270	644.80	
1339235	1803239	8/9/2017	270	545.73	
1339269	1803270	8/9/2017	270	429.02	
1339152	1803216	8/9/2017	270	370.00	
1338892	1803200	8/9/2017	270	360.00	
1338937	1803211	8/9/2017	270	348.00	
1339150	1803214	8/9/2017	270	290.00	
1339234	1803238	8/9/2017	270	153.22	
1338907	1803179	8/9/2017	270	130.00	
1338938	1803212	8/9/2017	270	70.00	

Run Date: 6/29/2018
 Run Time: 6:24:16PM

Demand Account Activity

Page: 79
 User: 0

Start Date: 7/1/2017 End Date: 6/29/2018

Jnl. Entry	Ref #	Trx. Date	Ledger	Debit Amount	Credit Amount
1339293	1803288	8/9/2017	270	40.00	
1338934	1803208	8/9/2017	270	38.00	
1338935	1803209	8/9/2017	270	38.00	
1338936	1803210	8/9/2017	270	24.00	
1339232	1803236	8/9/2017	270	23.00	
1338908	1803180	8/9/2017	270	11.72	
1339297	1803291	8/9/2017	270	4.25	
1339222	DFA EFT REV 8/9/1	8/9/2017	270		112,834.75
1338898	172700801	8/9/2017	270		17,700,000.00
1338899	172700802	8/9/2017	270		8,276,837.01
1338900	172700803	8/9/2017	270		6,134,265.61
1339215	172700805	8/9/2017	270		43,240.28
1339226	172700811	8/9/2017	270		6,701,550.08
1339705	1803372	8/10/2017	270	211,636,844.88	
1339664	172700805	8/10/2017	270	30,237,537.50	
1339742	1803420	8/10/2017	270	7,570,514.30	
1339330	172700807 AIR TAX	8/10/2017	270	6,429,606.05	
1339633	1803319	8/10/2017	270	2,500,000.00	
1339680	1803374	8/10/2017	270	459,309.92	
1339741	1803419	8/10/2017	270	416,982.50	
1339620	1803310	8/10/2017	270	175,834.00	
1339684	1803359	8/10/2017	270	167,887.73	
1339634	1803320	8/10/2017	270	161,374.02	
1339679	1803358	8/10/2017	270	84,510.51	
1339332	122700808 AIRS TA	8/10/2017	270	81,492.06	
1339681	1803375	8/10/2017	270	65,000.00	
1339621	1803311	8/10/2017	270	48,529.93	
1339646	1803321	8/10/2017	270	18,669.64	
1339751	1803429	8/10/2017	270	15,000.00	
1339687	1803361	8/10/2017	270	13,908.15	
1339631	1803317	8/10/2017	270	11,666.27	
1339691	1803365	8/10/2017	270	9,489.57	
1339682	1803376	8/10/2017	270	8,917.35	
1339627	1803315	8/10/2017	270	8,324.03	
1339688	1803362	8/10/2017	270	6,447.51	
1339663	172700804	8/10/2017	270	5,950.00	
1339628	1803316	8/10/2017	270	5,037.18	
1339635	1803322	8/10/2017	270	4,815.49	
1339639	1803335	8/10/2017	270	4,327.00	
1339699	1803384	8/10/2017	270	3,945.25	
1339740	1803418	8/10/2017	270	2,482.15	
1339759	1803435	8/10/2017	270	2,450.00	
1339678	1803357	8/10/2017	270	1,532.46	
1339626	1803314	8/10/2017	270	1,380.00	
1339671	1803351	8/10/2017	270	1,335.00	
1339333	172700809 AIR DSM	8/10/2017	270	1,296.47	
1339748	1803426	8/10/2017	270	950.00	
1339758	1803434	8/10/2017	270	856.00	
1339672	1803352	8/10/2017	270	855.00	
1339734	1803416	8/10/2017	270	850.00	
1339752	1803430	8/10/2017	270	817.10	
1339669	1803350	8/10/2017	270	570.00	
1339746	1803424	8/10/2017	270	550.00	
1339747	1803425	8/10/2017	270	550.00	
1339745	1803423	8/10/2017	270	500.00	
1339624	1803312	8/10/2017	270	491.33	

Run Date: 6/29/2018
 Run Time: 6:24:16PM

Demand Account Activity

Start Date: 7/1/2017 End Date: 6/29/2018

Page: 80
 User: 0

Jnl. Entry	Ref #	Trx. Date	Ledger	Debit Amount	Credit Amount
1339743	1803421	8/10/2017	270	460.00	
1339637	1803334	8/10/2017	270	450.00	
1339654	1803356	8/10/2017	270	402.03	
1339689	1803363	8/10/2017	270	190.17	
1339739	1803417	8/10/2017	270	172.17	
1339673	1803353	8/10/2017	270	150.00	
1339677	1803422	8/10/2017	270	100.00	
1339675	1803355	8/10/2017	270	99.00	
1339625	1803313	8/10/2017	270	97.00	
1339750	1803428	8/10/2017	270	90.00	
1339685	1803360	8/10/2017	270	55.23	
1339760	1803436	8/10/2017	270	48.47	
1339674	1803354	8/10/2017	270	40.00	
1339636	1803333	8/10/2017	270	30.00	
1339676	1803373	8/10/2017	270	24.87	
1339749	1803427	8/10/2017	270	20.43	
1339632	1803318	8/10/2017	270	16.29	
1339623	DFA EFT REV 8/10/	8/10/2017	270		5,414.28
1339321	172700801	8/10/2017	270		1,103,000.00
1339334	172700802	8/10/2017	270		8,192,321.37
1339630	172700803	8/10/2017	270		5,950.00
1339700	172700815	8/10/2017	270		215,048,587.13
1339763	172600801	8/10/2017	270		35,000,000.00
1340160	172700805	8/11/2017	270	140,814,000.00	
1340269	172600801	8/11/2017	270	94,000,000.00	
1340200	172700812	8/11/2017	270	20,560,000.00	
1340309	173000815	8/11/2017	270	16,000,000.00	
1340131	172700807 AIRS TA	8/11/2017	270	13,674,342.72	
1340158	172300801	8/11/2017	270	11,000,000.00	
1340145	1803452	8/11/2017	270	7,640,934.46	
1340221	1803513	8/11/2017	270	5,639,849.85	
1340220	1803512	8/11/2017	270	1,706,161.47	
1340141	1803448	8/11/2017	270	675,712.00	
1340224	1803516	8/11/2017	270	510,647.29	
1340225	1803517	8/11/2017	270	356,702.89	
1340142	1803449	8/11/2017	270	299,451.45	
1339774	172700802	8/11/2017	270	270,000.00	
1340146	1803453	8/11/2017	270	208,304.98	
1340275	1803562	8/11/2017	270	150,236.09	
1340281	1803570	8/11/2017	270	146,461.60	
1340140	1803447	8/11/2017	270	97,885.00	
1340276	1803568	8/11/2017	270	83,390.69	
1340308	1803593	8/11/2017	270	43,695.60	
1340258	1803565	8/11/2017	270	39,749.64	
1340132	172700808 AIRS TA	8/11/2017	270	34,280.56	
1340150	1803457	8/11/2017	270	33,690.83	
1340149	1803456	8/11/2017	270	26,606.47	
1340226	1803518	8/11/2017	270	16,880.20	
1340222	1803514	8/11/2017	270	13,642.40	
1340282	1803571	8/11/2017	270	11,143.19	
1340189	1803481	8/11/2017	270	9,325.00	
1340143	1803450	8/11/2017	270	7,197.68	
1340151	1803458	8/11/2017	270	6,948.08	
1340273	1803561	8/11/2017	270	6,132.50	
1340263	1803554	8/11/2017	270	5,933.00	
1340264	1803555	8/11/2017	270	5,660.88	

Run Date: 6/29/2018
Run Time: 6:24:16PM

Demand Account Activity

Start Date: 7/1/2017 End Date: 6/29/2018

Page: 81
User: 0

Jnl. Entry	Ref #	Trx. Date	Ledger	Debit Amount	Credit Amount
1340279	1803569	8/11/2017	270	4,720.75	
1340191	1803483	8/11/2017	270	4,550.00	
1340198	172700811	8/11/2017	270	4,219.44	
1340219	1803511	8/11/2017	270	3,411.81	
1340265	1803556	8/11/2017	270	3,326.01	
1340134	172700810 AIRS DE	8/11/2017	270	3,125.43	
1340253	1803544	8/11/2017	270	3,108.50	
1340209	1803491	8/11/2017	270	2,721.00	
1340266	1803557	8/11/2017	270	2,703.00	
1340268	1803558	8/11/2017	270	2,638.46	
1340148	1803455	8/11/2017	270	2,598.00	
1340213	1803493	8/11/2017	270	2,340.00	
1340272	1803560	8/11/2017	270	1,877.19	
1340302	1803587	8/11/2017	270	1,857.00	
1340270	1803559	8/11/2017	270	1,687.00	
1340133	172700809 AIRS DE	8/11/2017	270	1,635.66	
1340192	1803504	8/11/2017	270	1,583.15	
1340155	1803462	8/11/2017	270	1,505.00	
1340251	1803542	8/11/2017	270	1,346.30	
1340204	1803489	8/11/2017	270	1,073.00	
1340301	1803586	8/11/2017	270	1,041.00	
1340250	1803541	8/11/2017	270	1,000.00	
1340183	1803479	8/11/2017	270	950.00	
1340249	1803540	8/11/2017	270	910.00	
1340193	1803484	8/11/2017	270	880.00	
1340247	1803539	8/11/2017	270	835.00	
1340190	1803482	8/11/2017	270	750.00	
1340257	1803549	8/11/2017	270	691.00	
1340259	1803550	8/11/2017	270	669.00	
1340154	1803461	8/11/2017	270	631.26	
1340271	1803566	8/11/2017	270	593.32	
1340306	1803591	8/11/2017	270	582.00	
1340260	1803551	8/11/2017	270	519.92	
1340214	1803494	8/11/2017	270	450.00	
1340307	1803592	8/11/2017	270	436.50	
1340144	1803451	8/11/2017	270	416.57	
1340305	1803590	8/11/2017	270	388.00	
1340283	1803572	8/11/2017	270	360.77	
1340153	1803460	8/11/2017	270	300.00	
1340278	1803564	8/11/2017	270	286.98	
1340261	1803552	8/11/2017	270	282.50	
1340212	1803492	8/11/2017	270	230.00	
1340139	1803446	8/11/2017	270	174.45	
1340208	1803490	8/11/2017	270	170.00	
1340262	1803553	8/11/2017	270	165.00	
1340274	1803567	8/11/2017	270	160.60	
1340186	1803480	8/11/2017	270	130.00	
1340252	1803543	8/11/2017	270	110.00	
1340194	1803485	8/11/2017	270	109.36	
1340277	1803563	8/11/2017	270	101.45	
1340147	1803454	8/11/2017	270	100.00	
1340284	1803573	8/11/2017	270	90.00	
1340285	1803574	8/11/2017	270	76.68	
1340152	1803459	8/11/2017	270	42.30	
1340254	1803545	8/11/2017	270	40.00	
1340255	1803546	8/11/2017	270	28.00	

Run Date: 6/29/2018
 Run Time: 6:24:16PM

Demand Account Activity

Page: 82
 User: 0

Start Date: 7/1/2017 End Date: 6/29/2018

Jnl. Entry	Ref #	Trx. Date	Ledger	Debit Amount	Credit Amount
1340178	1803476	8/11/2017	270	22.80	
1340180	1803477	8/11/2017	270	22.80	
1340256	1803547	8/11/2017	270	16.00	
1340196	1803486	8/11/2017	270	15.20	
1340197	1803487	8/11/2017	270	15.20	
1340182	1803478	8/11/2017	270	14.40	
1340291	1803488	8/11/2017	270	9.60	
1340223	1803515	8/11/2017	270	4.81	
1340248	1803548	8/11/2017	270	4.00	
1340159	DFA EFT REV 8/11/	8/11/2017	270		1,170.96
1340156	172700804	8/11/2017	270		5,776,557.71
1340195	172700806	8/11/2017	270		4,219.44
1340211	172700815	8/11/2017	270		298,034,303.83
1339773	172700801	8/11/2017	270		2,855,000.00
1339775	172700803	8/11/2017	270		7,640,934.46
1340333	172700807 AIRS TA	8/14/2017	270	25,478,396.75	
1340632	1803649	8/14/2017	270	18,444,700.91	
1340590	172700803	8/14/2017	270	16,369,465.41	
1340621	172700804	8/14/2017	270	13,700,000.00	
1340612	1803650	8/14/2017	270	1,950,000.00	
1340646	1803660	8/14/2017	270	395,000.00	
1340335	172700809 AIRS DE	8/14/2017	270	355,062.59	
1340685	1803694	8/14/2017	270	315,129.93	
1340653	1803666	8/14/2017	270	263,734.19	
1340607	1803626	8/14/2017	270	183,011.98	
1340633	1803651	8/14/2017	270	170,927.86	
1340634	1803652	8/14/2017	270	94,257.18	
1340614	1803646	8/14/2017	270	91,448.50	
1340652	1803665	8/14/2017	270	82,727.18	
1340583	1803616	8/14/2017	270	50,581.97	
1340635	1803653	8/14/2017	270	39,710.25	
1340636	1803654	8/14/2017	270	33,479.48	
1340329	1803604	8/14/2017	270	18,480.00	
1340639	1803657	8/14/2017	270	13,661.08	
1340667	1803681	8/14/2017	270	12,842.89	
1340637	1803655	8/14/2017	270	12,491.95	
1340322	1803601	8/14/2017	270	10,638.39	
1340313	1803598	8/14/2017	270	10,408.82	
1340638	1803656	8/14/2017	270	7,428.02	
1340319	1803599	8/14/2017	270	6,432.01	
1340325	1803602	8/14/2017	270	6,160.00	
1340334	172700808 AIRS TA	8/14/2017	270	5,862.37	
1340668	1803682	8/14/2017	270	5,127.07	
1340657	1803673	8/14/2017	270	4,448.50	
1340608	1803627	8/14/2017	270	4,442.15	
1340669	1803683	8/14/2017	270	3,218.07	
1340640	1803658	8/14/2017	270	2,965.18	
1340670	1803684	8/14/2017	270	2,163.41	
1340591	1803617	8/14/2017	270	1,775.00	
1340684	1803693	8/14/2017	270	1,436.62	
1340671	1803685	8/14/2017	270	1,200.00	
1340641	1803659	8/14/2017	270	1,166.67	
1340651	1803664	8/14/2017	270	1,070.82	
1340600	1803619	8/14/2017	270	966.00	
1340654	1803667	8/14/2017	270	955.00	
1340681	1803690	8/14/2017	270	945.00	

Run Date: 6/29/2018
 Run Time: 6:24:16PM

Demand Account Activity

Start Date: 7/1/2017 End Date: 6/29/2018

Page: 83
 User: 0

Jnl. Entry	Ref #	Trx. Date	Ledger	Debit Amount	Credit Amount
1340655	1803668	8/14/2017	270	725.00	
1340630	1803647	8/14/2017	270	656.01	
1340643	1803661	8/14/2017	270	574.00	
1340602	1803621	8/14/2017	270	446.00	
1340592	1803618	8/14/2017	270	340.00	
1340664	1803680	8/14/2017	270	334.93	
1340644	1803662	8/14/2017	270	295.65	
1340541	172700810 AIRS DE	8/14/2017	270	265.71	
1340603	1803622	8/14/2017	270	140.00	
1340682	1803691	8/14/2017	270	135.00	
1340631	1803648	8/14/2017	270	102.18	
1340601	1803620	8/14/2017	270	80.00	
1340686	1803695	8/14/2017	270	72.75	
1340604	1803623	8/14/2017	270	30.40	
1340605	1803624	8/14/2017	270	30.40	
1340326	1803603	8/14/2017	270	29.75	
1340606	1803625	8/14/2017	270	19.20	
1340320	1803600	8/14/2017	270	18.52	
1340645	1803663	8/14/2017	270	9.08	
1340587	DFA EFT REV 8/14/	8/14/2017	270		5,651.51
1340316	172700801	8/14/2017	270		1,300,000.00
1340579	172700802	8/14/2017	270		8,578,762.42
1340626	172700806	8/14/2017	270		3,286,815.00
1340616	172600801	8/14/2017	270		65,000,000.00
1340725	172700807 AIRS TA	8/15/2017	270	20,609,446.74	
1340875	173000806	8/15/2017	270	15,000,000.00	
1340851	172600801	8/15/2017	270	8,000,000.00	
1340771	1803756	8/15/2017	270	2,036,867.53	
1340866	172300801	8/15/2017	270	2,000,000.00	
1340778	1803761	8/15/2017	270	1,337,002.97	
1340774	1803757	8/15/2017	270	944,959.13	
1340808	1803816	8/15/2017	270	486,904.69	
1340815	1803792	8/15/2017	270	465,223.13	
1340816	1803793	8/15/2017	270	255,946.76	
1340735	1803788	8/15/2017	270	227,086.59	
1340817	1803794	8/15/2017	270	173,970.26	
1340858	1803818	8/15/2017	270	132,574.00	
1340810	172700805	8/15/2017	270	127,651.98	
1340818	1803795	8/15/2017	270	106,455.92	
1340734	1803720	8/15/2017	270	86,539.68	
1340737	1803726	8/15/2017	270	37,437.29	
1340739	1803721	8/15/2017	270	34,182.44	
1340726	172700808 AIRS TA	8/15/2017	270	27,662.22	
1340770	1803755	8/15/2017	270	22,493.82	
1340867	1803821	8/15/2017	270	19,400.00	
1340822	1803799	8/15/2017	270	18,066.07	
1340869	1803823	8/15/2017	270	16,297.08	
1340741	1803722	8/15/2017	270	14,850.00	
1340823	1803800	8/15/2017	270	13,161.44	
1340742	1803723	8/15/2017	270	12,075.57	
1340819	1803796	8/15/2017	270	10,444.41	
1340783	1803768	8/15/2017	270	9,764.30	
1340846	1803824	8/15/2017	270	7,068.74	
1340820	1803797	8/15/2017	270	6,672.46	
1340825	1803801	8/15/2017	270	6,361.33	
1340744	1803724	8/15/2017	270	6,011.50	

Run Date: 6/29/2018
 Run Time: 6:24:16PM

Demand Account Activity

Page: 84
 User: 0

Start Date: 7/1/2017 End Date: 6/29/2018

Jnl. Entry	Ref #	Trx. Date	Ledger	Debit Amount	Credit Amount
1340855	1803825	8/15/2017	270	5,132.26	
1340826	1803802	8/15/2017	270	5,004.58	
1340811	1803789	8/15/2017	270	4,728.58	
1340827	1803803	8/15/2017	270	4,200.52	
1340868	1803822	8/15/2017	270	3,979.45	
1340743	172700803	8/15/2017	270	3,266.67	
1340828	1803804	8/15/2017	270	3,246.27	
1340738	1803727	8/15/2017	270	3,158.20	
1340784	1803769	8/15/2017	270	3,085.25	
1340812	1803790	8/15/2017	270	2,666.95	
1340830	1803806	8/15/2017	270	2,623.25	
1340759	1803751	8/15/2017	270	2,540.00	
1340856	1803817	8/15/2017	270	2,059.70	
1340813	1803791	8/15/2017	270	1,880.06	
1340755	1803747	8/15/2017	270	1,715.00	
1340775	1803758	8/15/2017	270	1,680.00	
1340776	1803759	8/15/2017	270	1,680.00	
1340786	1803771	8/15/2017	270	1,340.00	
1340792	1803807	8/15/2017	270	1,337.39	
1340821	1803798	8/15/2017	270	997.54	
1340757	1803749	8/15/2017	270	933.00	
1340832	1803808	8/15/2017	270	831.00	
1340785	1803770	8/15/2017	270	715.00	
1340787	1803772	8/15/2017	270	610.00	
1340780	1803767	8/15/2017	270	531.13	
1340829	1803805	8/15/2017	270	494.52	
1340863	1803819	8/15/2017	270	460.00	
1340699	1803708	8/15/2017	270	450.00	
1340727	172700809 AIRS DE	8/15/2017	270	400.44	
1340702	1803711	8/15/2017	270	390.00	
1340756	1803748	8/15/2017	270	340.00	
1340777	1803760	8/15/2017	270	330.82	
1340703	1803712	8/15/2017	270	250.00	
1340859	1803827	8/15/2017	270	215.70	
1340760	1803752	8/15/2017	270	200.00	
1340833	1803809	8/15/2017	270	150.00	
1340701	1803710	8/15/2017	270	140.00	
1340758	1803750	8/15/2017	270	130.00	
1340700	1803709	8/15/2017	270	125.00	
1340857	1803826	8/15/2017	270	75.00	
1340709	1803725	8/15/2017	270	72.52	
1340751	1803744	8/15/2017	270	53.20	
1340753	1803745	8/15/2017	270	53.20	
1340754	1803746	8/15/2017	270	33.60	
1340728	172700810 AIRS DE	8/15/2017	270	19.70	
1340740	1803728	8/15/2017	270	13.02	
1340695	1803704	8/15/2017	270	7.50	
1340864	1803820	8/15/2017	270	4.25	
1340730	DFA EFT REV 8/15/	8/15/2017	270		2,369.83
1340729	172700802	8/15/2017	270		13,184,159.95
1340794	172700804	8/15/2017	270		3,266.67
1340840	172700806	8/15/2017	270		9,486,711.64
1340844	172700815	8/15/2017	270		29,225,347.45
1340712	172700801	8/15/2017	270		789,000.00
1341438	172700807 AIRS TA	8/16/2017	270	129,468,755.32	
1341448	1803845	8/16/2017	270	8,382,188.57	

Run Date: 6/29/2018
Run Time: 6:24:16PM

Demand Account Activity

Start Date: 7/1/2017 End Date: 6/29/2018

Page: 85
User: 0

Jnl. Entry	Ref #	Trx. Date	Ledger	Debit Amount	Credit Amount
1341556	1803948	8/16/2017	270	5,779,387.63	
1341524	1803902	8/16/2017	270	1,319,344.56	
1341511	172700801	8/16/2017	270	1,011,502.77	
1341510	1803903	8/16/2017	270	727,930.53	
1341473	1803861	8/16/2017	270	511,100.00	
1341515	1803904	8/16/2017	270	440,130.98	
1341588	1803970	8/16/2017	270	436,088.34	
1341594	1803972	8/16/2017	270	336,441.84	
1341494	1803886	8/16/2017	270	127,324.29	
1341547	1803931	8/16/2017	270	117,428.74	
1341495	1803887	8/16/2017	270	75,607.08	
1341496	1803888	8/16/2017	270	43,738.68	
1341439	172700808 AIRS TA	8/16/2017	270	38,568.36	
1341593	1803967	8/16/2017	270	36,383.20	
1341491	1803969	8/16/2017	270	33,302.54	
1341516	1803905	8/16/2017	270	18,793.70	
1341449	1803846	8/16/2017	270	16,797.86	
1341140	1803841	8/16/2017	270	9,838.30	
1341440	172700809 AIRS DE	8/16/2017	270	8,018.28	
1341543	1803929	8/16/2017	270	6,868.08	
1341493	1803885	8/16/2017	270	4,802.45	
1341591	1803966	8/16/2017	270	4,519.25	
1341545	1803930	8/16/2017	270	4,458.91	
1341441	172700810 AIRS DE	8/16/2017	270	3,171.89	
1341554	1803933	8/16/2017	270	2,988.19	
1341490	1803884	8/16/2017	270	2,480.00	
1341483	1803871	8/16/2017	270	2,159.00	
1341551	1803932	8/16/2017	270	2,147.21	
1341443	1803842	8/16/2017	270	1,835.10	
1341485	1803873	8/16/2017	270	1,825.00	
1341497	1803889	8/16/2017	270	1,650.00	
1341575	1803955	8/16/2017	270	1,645.00	
1341555	1803934	8/16/2017	270	1,381.81	
1341576	1803956	8/16/2017	270	1,215.00	
1341498	1803890	8/16/2017	270	1,100.00	
1341585	1803964	8/16/2017	270	915.60	
1341577	1803968	8/16/2017	270	900.00	
1341474	1803862	8/16/2017	270	792.00	
1341557	1803935	8/16/2017	270	740.67	
1341561	1803936	8/16/2017	270	652.00	
1341562	1803937	8/16/2017	270	625.00	
1341444	1803843	8/16/2017	270	526.12	
1341596	1803973	8/16/2017	270	500.00	
1341476	1803864	8/16/2017	270	467.00	
1341447	1803844	8/16/2017	270	420.00	
1341486	1803874	8/16/2017	270	350.00	
1341564	1803938	8/16/2017	270	245.00	
1341518	1803906	8/16/2017	270	219.20	
1341590	1803971	8/16/2017	270	195.00	
1341484	1803872	8/16/2017	270	170.00	
1341553	1803947	8/16/2017	270	170.00	
1341475	1803863	8/16/2017	270	150.00	
1341565	1803939	8/16/2017	270	150.00	
1341559	1803952	8/16/2017	270	119.00	
1341587	1803965	8/16/2017	270	112.00	
1341566	1803940	8/16/2017	270	110.00	

Run Date: 6/29/2018
 Run Time: 6:24:16PM

Demand Account Activity

Start Date: 7/1/2017 End Date: 6/29/2018

Page: 86
 User: 0

Jnl. Entry	Ref #	Trx. Date	Ledger	Debit Amount	Credit Amount
1341477	1803865	8/16/2017	270	72.75	
1341568	1803941	8/16/2017	270	70.00	
1341425	1803942	8/16/2017	270	70.00	
1341481	1803869	8/16/2017	270	41.07	
1341478	1803866	8/16/2017	270	22.80	
1341479	1803867	8/16/2017	270	22.80	
1341583	1803963	8/16/2017	270	22.50	
1341548	1803943	8/16/2017	270	20.00	
1341480	1803868	8/16/2017	270	14.40	
1341549	1803944	8/16/2017	270	12.00	
1341482	1803870	8/16/2017	270	8.50	
1341521	1803907	8/16/2017	270	7.62	
1341550	1803945	8/16/2017	270	5.00	
1341552	1803946	8/16/2017	270	4.00	
1341461	8007372 EFT REV C	8/16/2017	270		923.35
1341428	172700801	8/16/2017	270		8,382,188.57
1341429	172700802	8/16/2017	270		1,172,000.00
1341466	172700803	8/16/2017	270		7,308,442.12
1341512	172700802	8/16/2017	270		1,011,502.77
1341513	172700803	8/16/2017	270		64,772,940.53
1341546	172700806	8/16/2017	270		15,926,871.18
1341611	172600801	8/16/2017	270		50,000,000.00
1343106	1804035	8/17/2017	270	53,566,522.18	
1341637	172700807 AIRS TA	8/17/2017	270	46,692,507.90	
1343161	1804083	8/17/2017	270	25,287,706.50	
1343107	1804036	8/17/2017	270	1,184,926.59	
1343173	172300801	8/17/2017	270	1,000,000.00	
1343080	1804007	8/17/2017	270	921,682.80	
1343103	1804032	8/17/2017	270	836,490.20	
1343050	172700802	8/17/2017	270	533,641.86	
1343125	1804071	8/17/2017	270	439,640.26	
1343148	1804072	8/17/2017	270	395,494.85	
1343149	1804073	8/17/2017	270	236,721.76	
1343162	1804084	8/17/2017	270	167,047.50	
1341620	1803983	8/17/2017	270	166,695.14	
1343150	1804074	8/17/2017	270	111,802.00	
1343160	1804082	8/17/2017	270	107,206.00	
1343088	1804054	8/17/2017	270	70,822.65	
1343055	1803986	8/17/2017	270	57,066.98	
1341848	172700808 AIRS TA	8/17/2017	270	54,143.69	
1343126	1804055	8/17/2017	270	52,006.67	
1343129	1804058	8/17/2017	270	44,096.27	
1343127	1804056	8/17/2017	270	33,751.42	
1343130	1804059	8/17/2017	270	31,624.65	
1343172	1804094	8/17/2017	270	20,458.93	
1343128	1804057	8/17/2017	270	17,897.73	
1343136	1804065	8/17/2017	270	16,664.99	
1343163	1804085	8/17/2017	270	12,920.00	
1343069	1803998	8/17/2017	270	10,268.00	
1343131	1804060	8/17/2017	270	8,784.18	
1343179	1804095	8/17/2017	270	8,506.67	
1343048	172700811 AIRS DE	8/17/2017	270	7,740.00	
1343132	1804061	8/17/2017	270	7,273.51	
1343104	1804033	8/17/2017	270	6,558.00	
1343133	1804062	8/17/2017	270	6,300.58	
1341625	1804080	8/17/2017	270	5,269.22	

Run Date: 6/29/2018
 Run Time: 6:24:16PM

Demand Account Activity

Page: 87
 User: 0

Start Date: 7/1/2017 End Date: 6/29/2018

Jnl. Entry	Ref #	Trx. Date	Ledger	Debit Amount	Credit Amount
1343072	1804000	8/17/2017	270	3,985.00	
1343159	1804081	8/17/2017	270	3,946.25	
1343075	1804002	8/17/2017	270	2,480.00	
1343053	1803984	8/17/2017	270	1,743.78	
1343105	1804034	8/17/2017	270	1,708.39	
1343152	1804075	8/17/2017	270	1,458.00	
1343138	1804067	8/17/2017	270	1,455.00	
1343047	172700810 AIRS DE	8/17/2017	270	1,415.09	
1343137	1804066	8/17/2017	270	1,130.00	
1343070	1803999	8/17/2017	270	840.00	
1343074	1804001	8/17/2017	270	740.00	
1343134	1804063	8/17/2017	270	503.17	
1342561	172700809 AIRS DE	8/17/2017	270	502.54	
1343164	1804086	8/17/2017	270	500.00	
1343139	1804068	8/17/2017	270	440.11	
1343081	1804010	8/17/2017	270	250.00	
1343076	1804003	8/17/2017	270	200.00	
1343077	1804004	8/17/2017	270	30.40	
1343078	1804005	8/17/2017	270	30.40	
1343135	1804064	8/17/2017	270	25.00	
1343054	1803985	8/17/2017	270	20.00	
1343079	1804006	8/17/2017	270	19.20	
1343049	DFA EFT REV 8/17/	8/17/2017	270		17,840.61
1341623	172700801	8/17/2017	270		1,293,000.00
1343051	172700803	8/17/2017	270		4,750,315.23
1343145	172700801	8/17/2017	270		113,173,651.00
1343146	172700802	8/17/2017	270		5,540,154.41
1343169	172700806	8/17/2017	270		8,000,000.00
1343552	172700803	8/18/2017	270	77,450,990.06	
1343618	172600801	8/18/2017	270	58,000,000.00	
1343624	173000802	8/18/2017	270	42,000,000.00	
1343454	172700807 AIRS TA	8/18/2017	270	15,210,701.82	
1343474	1804116	8/18/2017	270	4,567,834.74	
1343488	1804134	8/18/2017	270	1,150,400.00	
1343568	1804205	8/18/2017	270	781,536.03	
1343580	1804189	8/18/2017	270	697,665.72	
1343512	1804156	8/18/2017	270	524,204.50	
1343601	1804234	8/18/2017	270	433,511.69	
1343545	1804185	8/18/2017	270	417,742.22	
1343581	1804190	8/18/2017	270	209,081.20	
1343570	1804206	8/18/2017	270	192,929.47	
1343572	1804207	8/18/2017	270	145,613.66	
1343583	1804191	8/18/2017	270	101,355.43	
1343469	1804113	8/18/2017	270	75,838.44	
1343626	1804247	8/18/2017	270	72,414.11	
1343584	1804192	8/18/2017	270	57,866.47	
1343566	1804202	8/18/2017	270	44,210.49	
1343599	1804233	8/18/2017	270	29,885.56	
1343455	172700808 AIRS TA	8/18/2017	270	29,192.60	
1343603	1804224	8/18/2017	270	28,118.39	
1343187	1804112	8/18/2017	270	23,030.65	
1343470	1804109	8/18/2017	270	22,950.83	
1343615	1804228	8/18/2017	270	18,552.45	
1343546	1804186	8/18/2017	270	15,545.00	
1343544	1804184	8/18/2017	270	15,081.00	
1343499	1804141	8/18/2017	270	14,395.65	

Run Date: 6/29/2018
 Run Time: 6:24:16PM

Demand Account Activity

Start Date: 7/1/2017 End Date: 6/29/2018

Page: 88
 User: 0

Jnl. Entry	Ref #	Trx. Date	Ledger	Debit Amount	Credit Amount
1343475	1804111	8/18/2017	270	13,101.46	
1343472	1804115	8/18/2017	270	12,994.08	
1343612	1804227	8/18/2017	270	11,691.34	
1343560	172700805	8/18/2017	270	8,316.67	
1343586	1804194	8/18/2017	270	7,301.33	
1343597	1804232	8/18/2017	270	6,748.48	
1343511	1804155	8/18/2017	270	6,209.41	
1343495	1804137	8/18/2017	270	6,143.75	
1343458	172700811 AIRS D€	8/18/2017	270	4,920.00	
1343457	172700810 AIRS D€	8/18/2017	270	4,801.30	
1343609	1804226	8/18/2017	270	4,480.17	
1343473	1804110	8/18/2017	270	3,971.28	
1343585	1804193	8/18/2017	270	3,899.67	
1343547	1804187	8/18/2017	270	3,885.98	
1343587	1804195	8/18/2017	270	3,709.51	
1343596	1804231	8/18/2017	270	3,010.59	
1343588	1804196	8/18/2017	270	2,865.83	
1343513	1804157	8/18/2017	270	2,794.00	
1343607	1804238	8/18/2017	270	2,775.59	
1343515	1804159	8/18/2017	270	2,520.00	
1343605	1804225	8/18/2017	270	2,486.96	
1343540	1804204	8/18/2017	270	2,105.00	
1343471	1804114	8/18/2017	270	1,595.47	
1343625	1804246	8/18/2017	270	1,552.00	
1343565	1804201	8/18/2017	270	1,542.50	
1343595	1804230	8/18/2017	270	1,166.13	
1343498	1804140	8/18/2017	270	1,065.00	
1343492	1804136	8/18/2017	270	890.00	
1343518	1804161	8/18/2017	270	798.00	
1343606	1804236	8/18/2017	270	757.00	
1343497	1804139	8/18/2017	270	690.00	
1343496	1804138	8/18/2017	270	670.00	
1343567	1804203	8/18/2017	270	662.50	
1343490	1804135	8/18/2017	270	490.00	
1343517	1804160	8/18/2017	270	480.00	
1343582	1804237	8/18/2017	270	390.00	
1343532	1804197	8/18/2017	270	358.84	
1343602	1804235	8/18/2017	270	358.00	
1343456	172700809 AIRS	8/18/2017	270	273.80	
1343614	1804240	8/18/2017	270	273.59	
1343592	1804229	8/18/2017	270	242.09	
1343514	1804158	8/18/2017	270	220.00	
1343519	1804162	8/18/2017	270	190.00	
1343600	1804223	8/18/2017	270	148.75	
1343630	1804248	8/18/2017	270	125.00	
1343562	1804198	8/18/2017	270	125.00	
1343527	1804170	8/18/2017	270	67.42	
1343520	1804163	8/18/2017	270	38.00	
1343521	1804164	8/18/2017	270	38.00	
1343548	1804188	8/18/2017	270	35.36	
1343621	1804249	8/18/2017	270	28.83	
1343522	1804165	8/18/2017	270	24.00	
1343563	1804199	8/18/2017	270	16.00	
1343564	1804200	8/18/2017	270	12.00	
1343611	1804239	8/18/2017	270	8.50	
1343627	1804250	8/18/2017	270	4.25	

Run Date: 6/29/2018
 Run Time: 6:24:16PM

Demand Account Activity

Page: 89
 User: 0

Start Date: 7/1/2017 End Date: 6/29/2018

Jnl. Entry	Ref #	Trx. Date	Ledger	Debit Amount	Credit Amount
1343493	DFA EFT REV 8/18/	8/18/2017	270		13,783.66
1343443	172700801	8/18/2017	270		2,175,000.00
1343444	172700802	8/18/2017	270		4,567,834.74
1343459	172700803	8/18/2017	270		4,511,557.50
1343550	172700801	8/18/2017	270		157,301,771.22
1343551	172700802	8/18/2017	270		8,316.67
1343553	172700804	8/18/2017	270		33,726,465.07
1343891	172700807 AIRS TA	8/21/2017	270	37,215,169.75	
1343938	172700803	8/21/2017	270	16,082,487.06	
1344018	Back Out Journal Er	8/21/2017	270	10,806,534.52	
1343942	1804317	8/21/2017	270	2,199,389.11	
1343940	1804315	8/21/2017	270	245,642.58	
1343886	1804269	8/21/2017	270	146,849.00	
1344011	1804361	8/21/2017	270	137,511.01	
1343950	1804318	8/21/2017	270	132,551.97	
1343975	1804350	8/21/2017	270	115,209.60	
1343910	1804323	8/21/2017	270	52,841.72	
1343894	1804270	8/21/2017	270	52,434.02	
1343958	1804324	8/21/2017	270	43,776.43	
1344009	1804364	8/21/2017	270	29,264.31	
1343959	1804325	8/21/2017	270	25,648.64	
1343895	1804271	8/21/2017	270	25,454.87	
1343904	1804282	8/21/2017	270	20,390.00	
1343898	1804274	8/21/2017	270	16,182.50	
1343960	1804326	8/21/2017	270	13,797.61	
1343892	172700808 AIRS TA	8/21/2017	270	10,777.69	
1343964	1804330	8/21/2017	270	10,088.94	
1343965	1804331	8/21/2017	270	9,742.85	
1343983	1804351	8/21/2017	270	9,434.50	
1344000	1804359	8/21/2017	270	8,134.98	
1343987	1804352	8/21/2017	270	7,810.33	
1343962	1804328	8/21/2017	270	6,939.71	
1344012	1804365	8/21/2017	270	6,098.75	
1343896	1804272	8/21/2017	270	5,829.43	
1343988	1804353	8/21/2017	270	5,368.18	
1343955	1804363	8/21/2017	270	4,283.28	
1343963	1804329	8/21/2017	270	4,018.87	
1343937	172700802	8/21/2017	270	3,383.33	
1343966	1804332	8/21/2017	270	3,327.20	
1343912	1804283	8/21/2017	270	2,898.00	
1344013	1804362	8/21/2017	270	2,526.33	
1343914	1804285	8/21/2017	270	2,230.00	
1344010	1804360	8/21/2017	270	1,953.04	
1343922	1804293	8/21/2017	270	1,850.10	
1343941	1804316	8/21/2017	270	1,785.34	
1343986	1804349	8/21/2017	270	1,785.00	
1343967	1804333	8/21/2017	270	1,680.02	
1343968	1804334	8/21/2017	270	1,615.00	
1343900	1804275	8/21/2017	270	1,420.00	
1343893	172700809 AIRS DE	8/21/2017	270	1,068.12	
1343921	1804292	8/21/2017	270	1,040.15	
1343984	1804348	8/21/2017	270	860.00	
1343916	1804287	8/21/2017	270	758.00	
1343969	1804335	8/21/2017	270	540.83	
1343926	1804298	8/21/2017	270	480.00	
1343970	1804336	8/21/2017	270	473.00	

Run Date: 6/29/2018
 Run Time: 6:24:16PM

Demand Account Activity

Page: 90
 User: 0

Start Date: 7/1/2017 End Date: 6/29/2018

Jnl. Entry	Ref #	Trx. Date	Ledger	Debit Amount	Credit Amount
1343915	1804286	8/21/2017	270	410.00	
1343971	1804337	8/21/2017	270	392.47	
1343961	1804327	8/21/2017	270	390.00	
1343989	1804354	8/21/2017	270	312.00	
1343973	1804338	8/21/2017	270	255.32	
1343974	1804339	8/21/2017	270	250.00	
1343913	1804284	8/21/2017	270	240.00	
1343917	1804288	8/21/2017	270	170.00	
1343952	1804340	8/21/2017	270	160.00	
1343923	1804294	8/21/2017	270	157.26	
1343897	1804273	8/21/2017	270	151.18	
1343901	1804276	8/21/2017	270	117.00	
1343902	1804277	8/21/2017	270	90.00	
1343918	1804289	8/21/2017	270	45.60	
1343919	1804290	8/21/2017	270	45.60	
1343920	1804291	8/21/2017	270	28.80	
1343976	1804341	8/21/2017	270	16.00	
1343903	1804278	8/21/2017	270	4.25	
1343631	DFA EFT REV 8/21/	8/21/2017	270		33,384.40
1343881	172700801	8/21/2017	270		3,460,000.00
1343905	172700802	8/21/2017	270		10,806,534.52
1343936	172700801	8/21/2017	270		3,383.33
1343939	172700806	8/21/2017	270		7,120,641.70
1344014	172600802	8/21/2017	270		35,000,000.00
1344019	Correct Journal Entr	8/21/2017	270		10,804,834.78
1344338	172700802	8/22/2017	270	101,000,000.00	
1344347	172700807 AIRS TA	8/22/2017	270	80,959,404.55	
1344439	172700803	8/22/2017	270	51,908,021.32	
1344447	Back Out Journal Er	8/22/2017	270	39,932,939.96	
1344425	1804434	8/22/2017	270	9,622,429.00	
1344427	1804435	8/22/2017	270	8,471,526.00	
1344400	1804419	8/22/2017	270	1,367,483.83	
1344360	1804385	8/22/2017	270	1,004,998.78	
1344476	1804467	8/22/2017	270	395,326.11	
1344401	1804420	8/22/2017	270	248,475.61	
1344484	1804469	8/22/2017	270	204,283.71	
1344363	1804386	8/22/2017	270	64,158.72	
1344348	172700808 AIRS TA	8/22/2017	270	52,475.96	
1344522	1804476	8/22/2017	270	47,049.10	
1344432	1804450	8/22/2017	270	45,865.60	
1344402	1804421	8/22/2017	270	39,706.11	
1344428	1804436	8/22/2017	270	36,865.00	
1344404	1804422	8/22/2017	270	32,477.40	
1344399	1804418	8/22/2017	270	30,213.81	
1344480	1804468	8/22/2017	270	30,000.00	
1344429	1804437	8/22/2017	270	25,486.06	
1344406	1804423	8/22/2017	270	18,350.27	
1344357	1804383	8/22/2017	270	15,323.13	
1344410	1804425	8/22/2017	270	14,900.00	
1344430	1804448	8/22/2017	270	12,721.15	
1344359	1804384	8/22/2017	270	11,709.55	
1344520	1804474	8/22/2017	270	9,055.00	
1344417	1804428	8/22/2017	270	8,330.00	
1344418	1804429	8/22/2017	270	5,289.90	
1344350	172700810 AIRSDS	8/22/2017	270	4,753.45	
1344382	1804402	8/22/2017	270	3,794.61	

Run Date: 6/29/2018
 Run Time: 6:24:16PM

Demand Account Activity

Page: 91
 User: 0

Start Date: 7/1/2017 End Date: 6/29/2018

Jnl. Entry	Ref #	Trx. Date	Ledger	Debit Amount	Credit Amount
1344449	1804458	8/22/2017	270	3,587.50	
1344375	172700803	8/22/2017	270	3,266.67	
1344431	1804449	8/22/2017	270	2,547.69	
1344433	1804456	8/22/2017	270	2,160.00	
1344420	1804430	8/22/2017	270	2,086.99	
1344421	1804431	8/22/2017	270	2,001.17	
1344424	1804432	8/22/2017	270	1,884.11	
1344521	1804475	8/22/2017	270	1,400.00	
1344383	1804403	8/22/2017	270	740.33	
1344349	172700809 AIRS DE	8/22/2017	270	739.80	
1344519	1804473	8/22/2017	270	710.00	
1344426	1804433	8/22/2017	270	610.61	
1344411	1804426	8/22/2017	270	559.00	
1344408	1804424	8/22/2017	270	495.77	
1344364	1804387	8/22/2017	270	420.00	
1344381	1804401	8/22/2017	270	224.00	
1344413	1804427	8/22/2017	270	180.00	
1344448	1804457	8/22/2017	270	178.50	
1344464	1804466	8/22/2017	270	21.50	
1344371	DFA EFT REV 8/22/	8/22/2017	270		31,189.01
1344337	172700801	8/22/2017	270		8,323,940.00
1344351	172700803	8/22/2017	270		10,170,716.06
1344373	172700801	8/22/2017	270		3,266.67
1344440	172700804	8/22/2017	270		39,932,939.96
1344458	Correct Journal Entr	8/22/2017	270		39,932,939.96
1344507	172600801	8/22/2017	270		197,000,000.00
1345043	172600801	8/23/2017	270	211,000,000.00	
1344856	172700807 AIRS TA	8/23/2017	270	62,905,575.17	
1345034	173000801	8/23/2017	270	42,000,000.00	
1344977	172300801	8/23/2017	270	12,000,000.00	
1344877	1804494	8/23/2017	270	1,781,171.21	
1344934	1804543	8/23/2017	270	1,025,689.28	
1344935	1804544	8/23/2017	270	468,924.72	
1344932	1804541	8/23/2017	270	441,363.51	
1344865	1804484	8/23/2017	270	273,919.13	
1344866	1804485	8/23/2017	270	230,167.30	
1344864	1804483	8/23/2017	270	219,436.00	
1345054	1804610	8/23/2017	270	100,804.96	
1344867	1804486	8/23/2017	270	97,389.58	
1345019	1804580	8/23/2017	270	54,454.16	
1345052	1804609	8/23/2017	270	32,909.04	
1345020	1804581	8/23/2017	270	26,999.55	
1344869	1804487	8/23/2017	270	21,383.54	
1344870	1804488	8/23/2017	270	17,539.19	
1344878	1804495	8/23/2017	270	16,769.86	
1344871	1804489	8/23/2017	270	16,130.00	
1344948	1804556	8/23/2017	270	9,351.44	
1344873	1804490	8/23/2017	270	9,227.75	
1344874	1804491	8/23/2017	270	8,453.19	
1345041	1804601	8/23/2017	270	7,132.50	
1344875	1804492	8/23/2017	270	6,982.54	
1344882	172700801	8/23/2017	270	6,669.44	
1345047	1804604	8/23/2017	270	5,727.78	
1344899	1804508	8/23/2017	270	5,057.00	
1345024	1804584	8/23/2017	270	4,802.45	
1344898	1804507	8/23/2017	270	4,670.30	

Run Date: 6/29/2018
 Run Time: 6:24:16PM

Demand Account Activity

Page: 92
 User: 0

Start Date: 7/1/2017 End Date: 6/29/2018

Jnl. Entry	Ref #	Trx. Date	Ledger	Debit Amount	Credit Amount
1345022	1804582	8/23/2017	270	3,713.88	
1345028	1804587	8/23/2017	270	3,611.75	
1345048	1804605	8/23/2017	270	3,135.00	
1344908	1804517	8/23/2017	270	2,465.00	
1344901	1804510	8/23/2017	270	2,095.00	
1344859	172700810 AIRS DE	8/23/2017	270	2,066.36	
1344910	1804519	8/23/2017	270	1,932.00	
1344953	1804557	8/23/2017	270	1,906.22	
1345045	1804602	8/23/2017	270	1,745.00	
1344928	1804536	8/23/2017	270	1,221.90	
1344862	1804481	8/23/2017	270	1,180.00	
1344858	172700808 AIRS TA	8/23/2017	270	1,011.47	
1344524	1804480	8/23/2017	270	890.00	
1345049	1804606	8/23/2017	270	815.00	
1344903	1804512	8/23/2017	270	717.00	
1344863	1804482	8/23/2017	270	690.00	
1345051	1804608	8/23/2017	270	667.50	
1345050	1804607	8/23/2017	270	632.50	
1345046	1804603	8/23/2017	270	552.74	
1344909	1804518	8/23/2017	270	460.00	
1344900	1804509	8/23/2017	270	410.00	
1344902	1804511	8/23/2017	270	410.00	
1344912	1804521	8/23/2017	270	363.00	
1345023	1804583	8/23/2017	270	324.95	
1344933	1804542	8/23/2017	270	304.18	
1344956	1804558	8/23/2017	270	260.44	
1344892	1804506	8/23/2017	270	180.00	
1344911	1804520	8/23/2017	270	160.00	
1344904	1804513	8/23/2017	270	125.00	
1344966	1804559	8/23/2017	270	100.85	
1344970	1804560	8/23/2017	270	76.50	
1344913	1804522	8/23/2017	270	50.00	
1345025	1804585	8/23/2017	270	50.00	
1344905	1804514	8/23/2017	270	45.60	
1344906	1804515	8/23/2017	270	45.60	
1344876	1804493	8/23/2017	270	43.26	
1344907	1804516	8/23/2017	270	28.80	
1344914	1804523	8/23/2017	270	22.80	
1344915	1804524	8/23/2017	270	22.80	
1345027	1804586	8/23/2017	270	20.00	
1344916	1804525	8/23/2017	270	14.40	
1344891	DFA EFT REV 8-23-	8/23/2017	270		960.00
1344843	172700801	8/23/2017	270		13,382,000.00
1344844	172700802	8/23/2017	270		1,781,171.21
1344845	172700803	8/23/2017	270		9,118,608.97
1344885	172700802	8/23/2017	270		6,669.44
1344888	172700803	8/23/2017	270		286,278,856.11
1344897	172700804	8/23/2017	270		22,421,545.47
1345404	1804669	8/24/2017	270	58,623,621.29	
1345378	172700803	8/24/2017	270	37,295,041.67	
1345307	172700807 AIRS TA	8/24/2017	270	19,292,770.32	
1345455	173000801	8/24/2017	270	7,000,000.00	
1345056	172700801	8/24/2017	270	1,001,400.00	
1345375	1804647	8/24/2017	270	685,712.27	
1345405	1804670	8/24/2017	270	349,203.25	
1345356	1804629	8/24/2017	270	308,643.78	

Run Date: 6/29/2018
Run Time: 6:24:16PM

Demand Account Activity

Start Date: 7/1/2017 End Date: 6/29/2018

Page: 93
User: 0

Jnl. Entry	Ref #	Trx. Date	Ledger	Debit Amount	Credit Amount
1345351	1804624	8/24/2017	270	223,370.00	
1345352	1804625	8/24/2017	270	216,000.00	
1345353	1804626	8/24/2017	270	165,000.00	
1345370	1804641	8/24/2017	270	145,227.61	
1345354	1804627	8/24/2017	270	122,600.00	
1345425	1804690	8/24/2017	270	106,332.71	
1345308	172700808 AIRS TA	8/24/2017	270	84,657.16	
1345449	1804709	8/24/2017	270	80,495.56	
1345431	1804694	8/24/2017	270	77,671.00	
1345358	1804631	8/24/2017	270	63,290.83	
1345428	1804692	8/24/2017	270	50,421.04	
1345406	1804671	8/24/2017	270	47,646.36	
1345357	1804630	8/24/2017	270	38,611.35	
1345450	1804710	8/24/2017	270	32,900.79	
1345452	1804712	8/24/2017	270	23,643.00	
1345403	1804668	8/24/2017	270	22,919.01	
1345407	1804672	8/24/2017	270	17,400.11	
1345371	1804642	8/24/2017	270	17,392.11	
1345426	1804691	8/24/2017	270	15,481.66	
1345355	1804628	8/24/2017	270	10,900.00	
1345364	1804637	8/24/2017	270	10,000.00	
1345366	1804638	8/24/2017	270	10,000.00	
1345368	1804639	8/24/2017	270	8,583.41	
1345422	1804687	8/24/2017	270	6,559.40	
1345430	1804693	8/24/2017	270	5,923.80	
1345372	1804643	8/24/2017	270	4,712.73	
1345445	1804707	8/24/2017	270	4,471.75	
1345369	1804640	8/24/2017	270	4,441.71	
1345320	172700809 AIRS DE	8/24/2017	270	3,752.09	
1345359	1804632	8/24/2017	270	3,577.78	
1345457	1804715	8/24/2017	270	2,030.00	
1345423	1804688	8/24/2017	270	2,002.57	
1345360	1804633	8/24/2017	270	1,815.54	
1345362	1804635	8/24/2017	270	1,375.70	
1345418	1804683	8/24/2017	270	1,279.20	
1345361	1804634	8/24/2017	270	1,125.58	
1345380	1804676	8/24/2017	270	1,105.00	
1345454	1804713	8/24/2017	270	1,075.00	
1345424	1804689	8/24/2017	270	1,050.00	
1345419	1804684	8/24/2017	270	955.52	
1345458	1804716	8/24/2017	270	942.50	
1345412	1804677	8/24/2017	270	935.00	
1345374	1804645	8/24/2017	270	924.41	
1345408	1804673	8/24/2017	270	798.89	
1345420	1804685	8/24/2017	270	712.50	
1345421	1804686	8/24/2017	270	661.00	
1345373	1804644	8/24/2017	270	569.00	
1345409	1804674	8/24/2017	270	523.68	
1345402	1804719	8/24/2017	270	517.50	
1345416	1804681	8/24/2017	270	502.00	
1345410	1804675	8/24/2017	270	365.92	
1345460	1804717	8/24/2017	270	274.13	
1345451	1804711	8/24/2017	270	220.00	
1345456	1804714	8/24/2017	270	120.00	
1345417	1804682	8/24/2017	270	105.00	
1345363	1804636	8/24/2017	270	77.60	

Run Date: 6/29/2018
 Run Time: 6:24:16PM

Demand Account Activity

Start Date: 7/1/2017 End Date: 6/29/2018

Page: 94
 User: 0

Jnl. Entry	Ref #	Trx. Date	Ledger	Debit Amount	Credit Amount
1345057	1804613	8/24/2017	270	40.00	
1345413	1804678	8/24/2017	270	28.00	
1345461	1804718	8/24/2017	270	21.78	
1345448	1804708	8/24/2017	270	19.68	
1345414	1804679	8/24/2017	270	12.00	
1345415	1804680	8/24/2017	270	8.00	
1345061	DFA EFT REV 8/24/	8/24/2017	270		66,294.01
1345365	E TICKET REV DSM	8/24/2017	270		440.30
1345071	172700801	8/24/2017	270		145,227.61
1345321	172700802	8/24/2017	270		5,828,715.75
1345367	172700802	8/24/2017	270		1,001,400.00
1345396	172700804	8/24/2017	270		118,859,236.43
1345991	Correct Journal Entr	8/25/2017	270	79,190,806.37	
1345985	172700807	8/25/2017	270	73,939,415.34	
1345986	172700808	8/25/2017	270	44,000,000.00	
1345989	Correct Journal Entr	8/25/2017	270	39,000,000.00	
1345506	172700807 AIRS TA	8/25/2017	270	27,905,620.62	
1345902	172700802	8/25/2017	270	15,917,791.13	
1345946	172700809	8/25/2017	270	13,000,000.00	
1345568	1804787	8/25/2017	270	5,243,310.05	
1345567	1804786	8/25/2017	270	1,593,699.67	
1345510	172700803	8/25/2017	270	1,240,102.96	
1345497	172700802	8/25/2017	270	370,000.00	
1345792	1804791	8/25/2017	270	360,431.37	
1345883	1804792	8/25/2017	270	312,288.68	
1345920	1804827	8/25/2017	270	246,579.16	
1345566	1804785	8/25/2017	270	158,966.13	
1345884	1804793	8/25/2017	270	142,900.36	
1345917	1804823	8/25/2017	270	87,182.35	
1345885	1804794	8/25/2017	270	51,103.12	
1345507	172700808 AIRS TA	8/25/2017	270	47,583.86	
1345517	1804742	8/25/2017	270	45,388.94	
1345913	1804819	8/25/2017	270	38,092.04	
1345518	1804743	8/25/2017	270	30,645.00	
1345975	1804875	8/25/2017	270	26,999.55	
1345526	1804751	8/25/2017	270	24,700.00	
1345519	1804744	8/25/2017	270	21,150.14	
1345520	1804745	8/25/2017	270	16,215.45	
1345516	1804741	8/25/2017	270	13,487.32	
1345970	1804873	8/25/2017	270	13,156.91	
1345916	1804822	8/25/2017	270	12,229.27	
1345915	1804821	8/25/2017	270	11,606.77	
1345557	1804778	8/25/2017	270	11,415.00	
1345524	1804749	8/25/2017	270	11,292.44	
1345489	1804734	8/25/2017	270	9,319.00	
1345521	1804746	8/25/2017	270	7,676.93	
1345914	1804820	8/25/2017	270	6,794.75	
1345531	1804754	8/25/2017	270	5,226.67	
1345909	1804815	8/25/2017	270	5,195.00	
1345977	1804876	8/25/2017	270	4,968.09	
1345551	1804773	8/25/2017	270	4,805.00	
1345900	1804807	8/25/2017	270	4,497.69	
1345910	1804816	8/25/2017	270	4,305.90	
1345955	1804861	8/25/2017	270	4,239.00	
1345547	1804769	8/25/2017	270	3,710.00	
1345906	1804812	8/25/2017	270	2,913.07	

Run Date: 6/29/2018
 Run Time: 6:24:16PM

Demand Account Activity

Start Date: 7/1/2017 End Date: 6/29/2018

Page: 95
 User: 0

Jnl. Entry	Ref #	Trx. Date	Ledger	Debit Amount	Credit Amount
1345522	1804747	8/25/2017	270	2,740.87	
1345899	1804806	8/25/2017	270	2,511.25	
1345918	1804824	8/25/2017	270	2,429.90	
1345973	1804874	8/25/2017	270	2,350.01	
1345911	1804817	8/25/2017	270	2,279.00	
1345549	1804771	8/25/2017	270	2,246.00	
1345523	1804748	8/25/2017	270	2,174.52	
1345544	1804767	8/25/2017	270	2,110.00	
1345912	1804818	8/25/2017	270	2,006.60	
1345978	1804877	8/25/2017	270	1,955.30	
1345508	172700809 AIRS DE	8/25/2017	270	1,888.04	
1345569	1804788	8/25/2017	270	1,880.41	
1345962	1804864	8/25/2017	270	960.27	
1345556	1804777	8/25/2017	270	950.00	
1345550	1804772	8/25/2017	270	910.00	
1345542	1804765	8/25/2017	270	903.00	
1345897	1804804	8/25/2017	270	782.50	
1345959	1804862	8/25/2017	270	776.00	
1345901	1804808	8/25/2017	270	610.60	
1345942	1804869	8/25/2017	270	603.94	
1345509	172700810 AIRS DE	8/25/2017	270	525.00	
1345898	1804805	8/25/2017	270	470.00	
1345907	1804813	8/25/2017	270	434.48	
1345543	1804766	8/25/2017	270	410.00	
1345966	1804867	8/25/2017	270	348.41	
1345967	1804868	8/25/2017	270	328.98	
1345545	1804768	8/25/2017	270	300.00	
1345548	1804770	8/25/2017	270	290.00	
1345908	1804814	8/25/2017	270	251.27	
1345903	1804809	8/25/2017	270	229.00	
1345525	1804750	8/25/2017	270	221.00	
1345963	1804865	8/25/2017	270	220.00	
1345541	1804764	8/25/2017	270	180.00	
1345972	1804872	8/25/2017	270	150.00	
1345971	1804871	8/25/2017	270	51.00	
1345968	1804870	8/25/2017	270	46.75	
1345964	1804866	8/25/2017	270	38.78	
1345553	1804775	8/25/2017	270	38.00	
1345555	1804776	8/25/2017	270	38.00	
1345904	1804810	8/25/2017	270	35.00	
1345539	1804762	8/25/2017	270	30.40	
1345540	1804763	8/25/2017	270	30.40	
1345552	1804774	8/25/2017	270	24.00	
1345534	1804761	8/25/2017	270	19.20	
1345961	1804863	8/25/2017	270	18.14	
1345790	1804789	8/25/2017	270	12.46	
1345905	1804811	8/25/2017	270	8.00	
1345791	1804790	8/25/2017	270	3.98	
1345546	DFA EFT REV 8/25/	8/25/2017	270		97,745.59
1345496	172700801	8/25/2017	270		56,259,000.00
1345511	172700804	8/25/2017	270		10,843,340.05
1345554	172700801	8/25/2017	270		118,586,819.02
1345988	Back Out Journal Er	8/25/2017	270		44,000,000.00
1345990	Back Out Journal Er	8/25/2017	270		73,939,415.34
1346247	172700807 AIRS TA	8/28/2017	270	41,925,029.46	
1346366	Back Out Journal Er	8/28/2017	270	15,481,270.83	

Run Date: 6/29/2018
 Run Time: 6:24:16PM

Demand Account Activity

Page: 96
 User: 0

Start Date: 7/1/2017 End Date: 6/29/2018

Jnl. Entry	Ref #	Trx. Date	Ledger	Debit Amount	Credit Amount
1346329	1804982	8/28/2017	270	1,359,081.27	
1346341	1804970	8/28/2017	270	330,926.09	
1346310	1804940	8/28/2017	270	290,366.75	
1346309	1804939	8/28/2017	270	197,600.00	
1346321	1804952	8/28/2017	270	173,677.97	
1346345	1804975	8/28/2017	270	129,889.20	
1346291	1804921	8/28/2017	270	113,449.04	
1346359	1804976	8/28/2017	270	101,527.10	
1346353	1804983	8/28/2017	270	94,363.78	
1346336	1804965	8/28/2017	270	76,539.94	
1346340	1804969	8/28/2017	270	75,553.80	
1346339	1804968	8/28/2017	270	71,884.64	
1346357	1804986	8/28/2017	270	71,246.04	
1346296	1804926	8/28/2017	270	57,751.00	
1346378	1804999	8/28/2017	270	57,149.83	
1346355	1804984	8/28/2017	270	56,041.59	
1346338	1804967	8/28/2017	270	49,554.84	
1346293	1804923	8/28/2017	270	49,256.67	
1346295	1804925	8/28/2017	270	42,814.00	
1346348	1804979	8/28/2017	270	38,714.99	
1346337	1804966	8/28/2017	270	37,940.18	
1346333	1804962	8/28/2017	270	31,828.87	
1346292	1804922	8/28/2017	270	31,137.86	
1346377	1804998	8/28/2017	270	24,640.28	
1346331	1804960	8/28/2017	270	24,581.04	
1346298	1804928	8/28/2017	270	20,503.05	
1346385	1805006	8/28/2017	270	19,410.00	
1346248	172700808 AIRS TA	8/28/2017	270	18,833.30	
1346286	1804917	8/28/2017	270	18,377.00	
1346288	1804918	8/28/2017	270	17,772.52	
1346283	1804914	8/28/2017	270	17,249.11	
1346294	1804924	8/28/2017	270	13,604.05	
1346350	1804981	8/28/2017	270	11,320.97	
1346379	1805000	8/28/2017	270	9,325.00	
1346332	1804961	8/28/2017	270	8,078.45	
1346346	1804977	8/28/2017	270	5,367.69	
1346347	1804978	8/28/2017	270	5,337.75	
1346328	1804958	8/28/2017	270	5,171.78	
1346249	172700809 AIRS DE	8/28/2017	270	4,762.64	
1346342	1804971	8/28/2017	270	4,741.92	
1346289	1804919	8/28/2017	270	4,451.24	
1346251	1804972	8/28/2017	270	3,389.32	
1346282	1804913	8/28/2017	270	3,320.00	
1346358	1804987	8/28/2017	270	2,475.00	
1346335	1804964	8/28/2017	270	2,447.53	
1346383	1805004	8/28/2017	270	2,250.00	
1346308	1804938	8/28/2017	270	2,109.00	
1346322	1804953	8/28/2017	270	2,032.10	
1346306	1804936	8/28/2017	270	1,955.00	
1346258	172700802	8/28/2017	270	1,893.33	
1346380	1805001	8/28/2017	270	1,505.00	
1346290	1804920	8/28/2017	270	1,286.08	
1346343	1804973	8/28/2017	270	1,260.00	
1346323	1804954	8/28/2017	270	1,175.00	
1346330	1804959	8/28/2017	270	1,106.75	
1346284	1804915	8/28/2017	270	1,016.62	

Run Date: 6/29/2018
 Run Time: 6:24:16PM

Demand Account Activity

Page: 97
 User: 0

Start Date: 7/1/2017 End Date: 6/29/2018

Jnl. Entry	Ref #	Trx. Date	Ledger	Debit Amount	Credit Amount
1346304	1804934	8/28/2017	270	977.00	
1346297	1804927	8/28/2017	270	874.00	
1346382	1805003	8/28/2017	270	863.00	
1346344	1804974	8/28/2017	270	756.00	
1346381	1805002	8/28/2017	270	605.00	
1346325	1804956	8/28/2017	270	536.00	
1346384	1805005	8/28/2017	270	444.00	
1346326	1804957	8/28/2017	270	440.50	
1346285	1804916	8/28/2017	270	411.84	
1346305	1804935	8/28/2017	270	370.00	
1346303	1804933	8/28/2017	270	300.00	
1346386	1805007	8/28/2017	270	250.00	
1346387	1805008	8/28/2017	270	200.00	
1346307	1804937	8/28/2017	270	170.00	
1346356	1804985	8/28/2017	270	136.62	
1346281	1804912	8/28/2017	270	123.17	
1346299	1804929	8/28/2017	270	120.00	
1346334	1804963	8/28/2017	270	38.88	
1346301	1804931	8/28/2017	270	22.80	
1346302	1804932	8/28/2017	270	22.80	
1346300	1804930	8/28/2017	270	14.40	
1346324	1804955	8/28/2017	270	8.00	
1346280	1804911	8/28/2017	270	4.25	
1346349	1804980	8/28/2017	270	3.16	
1346254	DFA EFT REV 8/28/	8/28/2017	270		38,976.30
1346236	172700801	8/28/2017	270		7,381,000.00
1346237	172700802	8/28/2017	270		9,021,463.52
1346257	172700801	8/28/2017	270		1,893.33
1346259	172700803	8/28/2017	270		15,481,270.83
1346264	173980805	8/28/2017	270		15,481,270.83
1346265	172700804	8/28/2017	270		7,709,671.72
1346374	172700810	8/28/2017	270		6,000,000.00
1346677	172700807 AIRS TA	8/29/2017	270	21,111,809.07	
1346696	172700803	8/29/2017	270	20,275,000.00	
1346726	1805044	8/29/2017	270	1,344,239.36	
1346773	1805087	8/29/2017	270	1,206,580.17	
1346742	1805088	8/29/2017	270	816,959.14	
1346784	1805093	8/29/2017	270	527,439.86	
1346821	1805121	8/29/2017	270	418,862.53	
1346791	1805096	8/29/2017	270	401,795.02	
1346793	1805097	8/29/2017	270	250,589.35	
1346824	1805124	8/29/2017	270	175,000.00	
1346778	1805100	8/29/2017	270	166,656.28	
1346710	1805030	8/29/2017	270	121,419.26	
1346786	1805094	8/29/2017	270	98,991.50	
1346835	1805136	8/29/2017	270	64,591.45	
1346678	172700808 AIRS TA	8/29/2017	270	35,612.71	
1346718	1805037	8/29/2017	270	34,487.45	
1346774	1805089	8/29/2017	270	24,843.78	
1346787	1805095	8/29/2017	270	19,966.69	
1346771	1805085	8/29/2017	270	14,044.77	
1346772	1805086	8/29/2017	270	13,343.28	
1346716	1805035	8/29/2017	270	11,319.26	
1346725	1805043	8/29/2017	270	10,289.65	
1346720	1805038	8/29/2017	270	8,082.83	
1346713	1805033	8/29/2017	270	7,737.00	

Run Date: 6/29/2018
 Run Time: 6:24:16PM

Demand Account Activity

Page: 98
 User: 0

Start Date: 7/1/2017 End Date: 6/29/2018

Jnl. Entry	Ref #	Trx. Date	Ledger	Debit Amount	Credit Amount
1346823	1805123	8/29/2017	270	7,175.00	
1346679	172700809 AIRS DE	8/29/2017	270	6,412.24	
1346711	1805031	8/29/2017	270	6,253.09	
1346712	1805032	8/29/2017	270	6,124.48	
1346822	1805122	8/29/2017	270	5,800.00	
1346827	1805126	8/29/2017	270	5,723.79	
1346744	1805092	8/29/2017	270	5,581.99	
1346834	1805135	8/29/2017	270	4,917.58	
1346777	1805099	8/29/2017	270	4,728.58	
1346819	1805120	8/29/2017	270	4,427.63	
1346717	1805036	8/29/2017	270	4,274.64	
1346714	1805034	8/29/2017	270	4,100.00	
1346722	1805040	8/29/2017	270	3,830.40	
1346691	172700801	8/29/2017	270	3,383.33	
1346818	1805119	8/29/2017	270	3,211.95	
1346721	1805039	8/29/2017	270	2,322.72	
1346816	1805118	8/29/2017	270	2,240.91	
1346781	1805103	8/29/2017	270	1,440.00	
1346770	1805084	8/29/2017	270	1,240.00	
1346723	1805041	8/29/2017	270	931.07	
1346775	1805090	8/29/2017	270	878.42	
1346728	1805046	8/29/2017	270	698.00	
1346814	1805117	8/29/2017	270	674.32	
1346782	1805104	8/29/2017	270	655.00	
1346729	1805047	8/29/2017	270	650.00	
1346731	1805049	8/29/2017	270	650.00	
1346779	1805101	8/29/2017	270	535.53	
1346719	1805098	8/29/2017	270	372.08	
1346776	1805091	8/29/2017	270	319.21	
1346780	1805102	8/29/2017	270	234.00	
1346806	1805116	8/29/2017	270	206.43	
1346724	1805042	8/29/2017	270	126.00	
1346727	1805045	8/29/2017	270	106.70	
1346730	1805048	8/29/2017	270	100.00	
1346825	1805125	8/29/2017	270	84.59	
1346732	1805050	8/29/2017	270	75.00	
1346832	1805129	8/29/2017	270	74.01	
1346831	1805128	8/29/2017	270	17.97	
1346830	1805127	8/29/2017	270	5.29	
1346392	DFA EFT REV 8/29/	8/29/2017	270		35,079.84
1346669	172700801	8/29/2017	270		1,332,000.00
1346681	172700802	8/29/2017	270		10,335,875.83
1346693	172700802	8/29/2017	270		3,383.33
1346789	172700804	8/29/2017	270		17,003,626.56
1346815	172600802	8/29/2017	270		19,000,000.00
1347224	172700810	8/30/2017	270	314,397,489.67	
1347174	172700804	8/30/2017	270	15,600,000.00	
1347170	172700807 AIRS TA	8/30/2017	270	5,540,341.25	
1347263	1805226	8/30/2017	270	1,636,877.59	
1347297	1805253	8/30/2017	270	1,500,000.00	
1347293	1805251	8/30/2017	270	575,900.00	
1347262	1805225	8/30/2017	270	554,461.66	
1347161	172700802	8/30/2017	270	482,922.05	
1347254	1805218	8/30/2017	270	408,047.38	
1347277	1805235	8/30/2017	270	147,187.54	
1347260	1805224	8/30/2017	270	116,445.00	

Run Date: 6/29/2018
Run Time: 6:24:16PM

Demand Account Activity

Start Date: 7/1/2017 End Date: 6/29/2018

Page: 99
User: 0

Jnl. Entry	Ref #	Trx. Date	Ledger	Debit Amount	Credit Amount
1347291	1805250	8/30/2017	270	99,167.45	
1347255	1805219	8/30/2017	270	90,608.00	
1347180	1805157	8/30/2017	270	74,986.45	
1347274	1805232	8/30/2017	270	65,340.00	
1347282	1805239	8/30/2017	270	58,680.90	
1347201	1805175	8/30/2017	270	54,187.05	
1347202	1805176	8/30/2017	270	53,557.40	
1347275	1805233	8/30/2017	270	30,565.00	
1347253	1805217	8/30/2017	270	27,589.35	
1347195	1805169	8/30/2017	270	21,687.65	
1347280	1805237	8/30/2017	270	21,387.89	
1347197	1805171	8/30/2017	270	19,338.26	
1347295	1805252	8/30/2017	270	17,590.21	
1347172	172700809 AIRS D€	8/30/2017	270	17,388.79	
1347171	172700808 AIRS TA	8/30/2017	270	10,822.00	
1347278	1805236	8/30/2017	270	10,121.39	
1347204	1805178	8/30/2017	270	9,565.00	
1347189	172700805	8/30/2017	270	8,683.89	
1347256	1805220	8/30/2017	270	8,131.95	
1347276	1805234	8/30/2017	270	3,646.68	
1347281	1805238	8/30/2017	270	2,729.98	
1347193	1805167	8/30/2017	270	1,940.00	
1347205	1805179	8/30/2017	270	1,575.00	
1347267	1805227	8/30/2017	270	1,165.87	
1347284	1805241	8/30/2017	270	1,165.00	
1347210	1805184	8/30/2017	270	1,105.00	
1347188	1805163	8/30/2017	270	1,090.00	
1347200	1805174	8/30/2017	270	1,071.25	
1347257	1805221	8/30/2017	270	1,044.04	
1347258	1805222	8/30/2017	270	1,025.46	
1347191	1805165	8/30/2017	270	1,000.00	
1347283	1805240	8/30/2017	270	795.00	
1347211	1805185	8/30/2017	270	750.00	
1347209	1805183	8/30/2017	270	740.00	
1347185	1805161	8/30/2017	270	690.00	
1347182	1805159	8/30/2017	270	650.00	
1347192	1805166	8/30/2017	270	600.00	
1347268	1805228	8/30/2017	270	573.61	
1347207	1805181	8/30/2017	270	540.00	
1347196	1805170	8/30/2017	270	526.12	
1347198	1805172	8/30/2017	270	512.79	
1347186	1805162	8/30/2017	270	500.00	
1347181	1805158	8/30/2017	270	450.00	
1347208	1805182	8/30/2017	270	450.00	
1347269	1805229	8/30/2017	270	443.20	
1347272	1805231	8/30/2017	270	432.31	
1347286	1805242	8/30/2017	270	357.23	
1347199	1805173	8/30/2017	270	239.00	
1347252	1805216	8/30/2017	270	180.35	
1347203	1805177	8/30/2017	270	170.00	
1347271	1805230	8/30/2017	270	144.02	
1347178	1805155	8/30/2017	270	125.00	
1347183	1805160	8/30/2017	270	125.00	
1347194	1805168	8/30/2017	270	125.00	
1347190	1805164	8/30/2017	270	100.00	
1347249	1805214	8/30/2017	270	77.51	

Run Date: 6/29/2018
 Run Time: 6:24:16PM

Demand Account Activity

Page: 100
 User: 0

Start Date: 7/1/2017 End Date: 6/29/2018

Jnl. Entry	Ref #	Trx. Date	Ledger	Debit Amount	Credit Amount
1347259	1805223	8/30/2017	270	69.19	
1347179	1805156	8/30/2017	270	50.00	
1347206	1805180	8/30/2017	270	50.00	
1347251	1805215	8/30/2017	270	48.87	
1347298	1805254	8/30/2017	270	0.02	
1347175	DFA EFT REV 8/30/	8/30/2017	270		18,520.00
1347160	172700801	8/30/2017	270		1,701,000.00
1347162	172700803	8/30/2017	270		6,770,543.22
1347220	172700806	8/30/2017	270		8,683.89
1347239	172700811	8/30/2017	270		165,315,464.08
1347241	172700812	8/30/2017	270		167,000,000.00
1348810	182700809	8/31/2017	270	105,000,000.00	
1348794	1805384	8/31/2017	270	53,017,518.61	
1348762	182700807	8/31/2017	270	26,000,000.00	
1348638	172700807 AIRS TA	8/31/2017	270	3,739,665.93	
1348688	1805322	8/31/2017	270	1,558,805.10	
1348708	1805319	8/31/2017	270	901,523.90	
1348781	1805387	8/31/2017	270	773,021.53	
1348804	1805400	8/31/2017	270	442,349.94	
1348695	1805306	8/31/2017	270	416,753.90	
1348628	172700801	8/31/2017	270	375,258.90	
1348694	1805305	8/31/2017	270	320,454.87	
1348685	1805299	8/31/2017	270	300,944.55	
1348775	1805386	8/31/2017	270	235,825.00	
1348684	1805298	8/31/2017	270	209,171.00	
1348693	1805304	8/31/2017	270	175,891.52	
1348691	1805303	8/31/2017	270	150,660.92	
1348761	1805385	8/31/2017	270	105,711.03	
1348689	1805301	8/31/2017	270	71,152.91	
1348783	1805380	8/31/2017	270	62,377.74	
1348791	1805383	8/31/2017	270	60,732.51	
1348673	1805323	8/31/2017	270	52,572.50	
1348778	1805379	8/31/2017	270	49,149.49	
1348803	1805399	8/31/2017	270	48,623.94	
1348639	172700808 AIRS TA	8/31/2017	270	32,116.69	
1348690	1805302	8/31/2017	270	31,332.18	
1348802	1805398	8/31/2017	270	27,721.03	
1348696	1805307	8/31/2017	270	11,500.00	
1348788	1805382	8/31/2017	270	9,603.48	
1348790	1805388	8/31/2017	270	9,384.18	
1348687	1805300	8/31/2017	270	9,163.05	
1348641	172700810 AIRS DE	8/31/2017	270	8,489.58	
1348785	1805381	8/31/2017	270	7,240.74	
1348717	1805391	8/31/2017	270	6,987.04	
1348668	1805320	8/31/2017	270	5,560.00	
1348697	1805308	8/31/2017	270	5,181.00	
1348699	1805310	8/31/2017	270	3,998.06	
1348813	1805408	8/31/2017	270	3,745.00	
1348815	1805410	8/31/2017	270	3,524.00	
1348811	1805406	8/31/2017	270	3,520.00	
1348698	1805309	8/31/2017	270	3,210.60	
1348701	1805312	8/31/2017	270	2,417.92	
1348700	1805311	8/31/2017	270	2,224.10	
1348702	1805313	8/31/2017	270	2,038.00	
1348814	1805409	8/31/2017	270	1,987.25	
1348709	1805324	8/31/2017	270	1,799.68	

Run Date: 6/29/2018
 Run Time: 6:24:16PM

Demand Account Activity

Start Date: 7/1/2017 End Date: 6/29/2018

Page: 101
 User: 0

Jnl. Entry	Ref #	Trx. Date	Ledger	Debit Amount	Credit Amount
1348682	1805295	8/31/2017	270	1,590.00	
1348805	1805401	8/31/2017	270	1,526.50	
1348681	1805294	8/31/2017	270	1,400.00	
1348640	172700809 AIRS DE	8/31/2017	270	1,283.89	
1348705	1805316	8/31/2017	270	1,054.61	
1348806	1805402	8/31/2017	270	870.00	
1348809	1805405	8/31/2017	270	840.00	
1348683	1805296	8/31/2017	270	763.00	
1348797	1805393	8/31/2017	270	600.00	
1348704	1805315	8/31/2017	270	598.00	
1348703	1805314	8/31/2017	270	595.08	
1348793	1805390	8/31/2017	270	545.00	
1348801	1805397	8/31/2017	270	404.19	
1348706	1805317	8/31/2017	270	270.00	
1348800	1805396	8/31/2017	270	255.88	
1348799	1805395	8/31/2017	270	162.42	
1348707	1805318	8/31/2017	270	150.00	
1348664	1805297	8/31/2017	270	140.65	
1348796	1805392	8/31/2017	270	140.00	
1348686	1805321	8/31/2017	270	100.00	
1348680	1805293	8/31/2017	270	50.00	
1348798	1805394	8/31/2017	270	32.70	
1348807	1805403	8/31/2017	270	27.50	
1348812	1805407	8/31/2017	270	17.00	
1348792	1805389	8/31/2017	270	10.00	
1348711	1805325	8/31/2017	270	7.12	
1348808	1805404	8/31/2017	270	4.25	
1348665	8007401 EFT REV C	8/31/2017	270		6,352.25
1348719	182700804	8/31/2017	270		50,000,000.00
1348722	182700805	8/31/2017	270		114,775,223.62
1347314	182700801	8/31/2017	270		4,898,757.59
1348795	182700808	8/31/2017	270		25,466,957.12
1349145	172600901	9/1/2017	270	211,000,000.00	
1349138	173000901	9/1/2017	270	21,000,000.00	
1349091	1805476	9/1/2017	270	3,943,128.41	
1349117	1805489	9/1/2017	270	3,460,308.57	
1349135	172300901	9/1/2017	270	1,000,000.00	
1349077	1805464	9/1/2017	270	521,672.82	
1348864	1805440	9/1/2017	270	343,175.05	
1349118	1805490	9/1/2017	270	206,123.00	
1349121	1805493	9/1/2017	270	178,628.75	
1349119	1805491	9/1/2017	270	116,698.00	
1348876	1805452	9/1/2017	270	104,860.77	
1349120	1805492	9/1/2017	270	71,789.63	
1349116	1805488	9/1/2017	270	56,845.57	
1349128	1805500	9/1/2017	270	41,650.15	
1349081	1805468	9/1/2017	270	39,654.10	
1348877	1805453	9/1/2017	270	22,147.08	
1349127	1805499	9/1/2017	270	19,953.36	
1349078	1805465	9/1/2017	270	18,760.00	
1349100	1805479	9/1/2017	270	17,596.51	
1348865	1805441	9/1/2017	270	12,884.78	
1349142	1805506	9/1/2017	270	12,344.63	
1349082	1805469	9/1/2017	270	9,162.56	
1349126	1805498	9/1/2017	270	6,130.75	
1348852	1805428	9/1/2017	270	3,760.00	

Run Date: 6/29/2018
 Run Time: 6:24:16PM

Demand Account Activity

Page: 102
 User: 0

Start Date: 7/1/2017 End Date: 6/29/2018

Jnl. Entry	Ref #	Trx. Date	Ledger	Debit Amount	Credit Amount
1349080	1805467	9/1/2017	270	3,404.16	
1349104	172700903	9/1/2017	270	3,090.00	
1349075	1805462	9/1/2017	270	3,000.00	
1348859	1805435	9/1/2017	270	2,674.75	
1349079	1805466	9/1/2017	270	2,392.00	
1348863	1805439	9/1/2017	270	2,086.00	
1348868	1805444	9/1/2017	270	2,065.65	
1348861	1805437	9/1/2017	270	1,960.00	
1348854	1805430	9/1/2017	270	1,810.00	
1348880	1805456	9/1/2017	270	1,530.00	
1349115	1805487	9/1/2017	270	1,353.59	
1349084	1805470	9/1/2017	270	1,100.00	
1348845	1805421	9/1/2017	270	891.52	
1348870	1805446	9/1/2017	270	650.00	
1348850	1805426	9/1/2017	270	548.00	
1348866	1805442	9/1/2017	270	426.69	
1348860	1805436	9/1/2017	270	380.00	
1348858	1805434	9/1/2017	270	375.00	
1348853	1805429	9/1/2017	270	350.00	
1348869	1805445	9/1/2017	270	339.50	
1348875	1805451	9/1/2017	270	327.77	
1348879	1805455	9/1/2017	270	315.00	
1348851	1805427	9/1/2017	270	300.00	
1348878	1805454	9/1/2017	270	300.00	
1348862	1805438	9/1/2017	270	180.00	
1348849	1805425	9/1/2017	270	140.00	
1348871	1805447	9/1/2017	270	78.36	
1349122	1805497	9/1/2017	270	77.26	
1348867	1805443	9/1/2017	270	57.87	
1349076	1805463	9/1/2017	270	50.00	
1348874	1805450	9/1/2017	270	26.02	
1348872	1805448	9/1/2017	270	19.75	
1348873	1805449	9/1/2017	270	19.04	
1348856	1805432	9/1/2017	270	15.20	
1348857	1805433	9/1/2017	270	15.20	
1348855	1805431	9/1/2017	270	9.60	
1348847	1805423	9/1/2017	270	7.60	
1348848	1805424	9/1/2017	270	7.60	
1348846	1805422	9/1/2017	270	4.80	
1349086	172700901	9/1/2017	270		1,961,000.00
1349087	172700902	9/1/2017	270		5,378,856.75
1349105	172700904	9/1/2017	270		3,090.00
1349106	172700905	9/1/2017	270		15,534,870.00
1349110	172700906	9/1/2017	270		151,920,250.69
1349144	172700910	9/1/2017	270		67,385,148.54
1349152	172700907 AIRS TA	9/5/2017	270	6,702,799.10	
1349474	1805596	9/5/2017	270	2,814,499.05	
1349516	1805619	9/5/2017	270	1,466,093.94	
1349490	1805600	9/5/2017	270	318,290.47	
1349482	1805592	9/5/2017	270	267,793.18	
1349518	1805621	9/5/2017	270	198,719.25	
1349147	172700901	9/5/2017	270	172,554.90	
1349502	1805610	9/5/2017	270	100,000.00	
1349422	1805533	9/5/2017	270	51,607.68	
1349517	1805620	9/5/2017	270	40,762.60	
1349153	172700908 AIRS DE	9/5/2017	270	35,505.57	

Run Date: 6/29/2018
 Run Time: 6:24:16PM

Demand Account Activity

Page: 103
 User: 0

Start Date: 7/1/2017 End Date: 6/29/2018

Jnl. Entry	Ref #	Trx. Date	Ledger	Debit Amount	Credit Amount
1349484	1805594	9/5/2017	270	34,199.04	
1349411	172700903	9/5/2017	270	31,912.22	
1349479	1805589	9/5/2017	270	29,717.35	
1349483	1805593	9/5/2017	270	20,454.43	
1349515	1805618	9/5/2017	270	14,206.50	
1349423	1805534	9/5/2017	270	13,447.38	
1349486	1805595	9/5/2017	270	13,048.74	
1349478	1805588	9/5/2017	270	9,934.23	
1349434	1805545	9/5/2017	270	9,737.00	
1349519	1805622	9/5/2017	270	9,538.10	
1349488	1805598	9/5/2017	270	8,888.93	
1349494	1805602	9/5/2017	270	8,518.98	
1349156	172700910 AIRS DE	9/5/2017	270	8,255.83	
1349425	1805536	9/5/2017	270	7,015.73	
1349436	1805547	9/5/2017	270	4,825.00	
1349489	1805599	9/5/2017	270	4,283.28	
1349443	1805554	9/5/2017	270	3,764.00	
1349424	1805535	9/5/2017	270	3,513.34	
1349452	1805563	9/5/2017	270	3,456.00	
1349487	1805597	9/5/2017	270	2,923.99	
1349154	172700909 AIRS DE	9/5/2017	270	2,626.52	
1349454	1805565	9/5/2017	270	1,730.00	
1349445	1805556	9/5/2017	270	1,670.00	
1349481	1805591	9/5/2017	270	1,371.75	
1349426	1805537	9/5/2017	270	1,190.00	
1349441	1805552	9/5/2017	270	1,175.00	
1349480	1805590	9/5/2017	270	1,122.93	
1349432	1805543	9/5/2017	270	961.00	
1349427	1805538	9/5/2017	270	923.00	
1349435	1805546	9/5/2017	270	920.00	
1349499	1805607	9/5/2017	270	880.00	
1349433	1805544	9/5/2017	270	810.00	
1349495	1805603	9/5/2017	270	723.06	
1349501	1805609	9/5/2017	270	710.00	
1349498	1805606	9/5/2017	270	579.00	
1349496	1805604	9/5/2017	270	578.22	
1349500	1805608	9/5/2017	270	570.00	
1349157	172700911 AIRS DE	9/5/2017	270	525.00	
1349440	1805551	9/5/2017	270	450.00	
1349450	1805561	9/5/2017	270	421.00	
1349455	1805566	9/5/2017	270	342.27	
1349493	1805601	9/5/2017	270	341.00	
1349453	1805564	9/5/2017	270	340.00	
1349442	1805553	9/5/2017	270	320.00	
1349444	1805555	9/5/2017	270	310.00	
1349451	1805562	9/5/2017	270	280.00	
1349497	1805605	9/5/2017	270	250.00	
1349431	1805542	9/5/2017	270	160.00	
1349449	1805560	9/5/2017	270	90.00	
1349447	1805558	9/5/2017	270	60.80	
1349448	1805559	9/5/2017	270	60.80	
1349429	1805540	9/5/2017	270	45.60	
1349430	1805541	9/5/2017	270	45.60	
1349446	1805557	9/5/2017	270	38.40	
1349438	1805549	9/5/2017	270	38.00	
1349439	1805550	9/5/2017	270	38.00	

Run Date: 6/29/2018
 Run Time: 6:24:16PM

Demand Account Activity

Start Date: 7/1/2017 End Date: 6/29/2018

Page: 104
 User: 0

Jnl. Entry	Ref #	Trx. Date	Ledger	Debit Amount	Credit Amount
1349428	1805539	9/5/2017	270	28.80	
1349437	1805548	9/5/2017	270	24.00	
1349158	172700802	9/5/2017	270		5,840,450.63
1349412	172700905	9/5/2017	270		31,912.22
1349415	172700906	9/5/2017	270		3,239,810.26
1349506	172700904	9/5/2017	270		3,000,000.00
1349537	17270907 AIRS TA>	9/6/2017	270	10,088,047.80	
1349528	172700902	9/6/2017	270	8,168,000.00	
1349952	173000905	9/6/2017	270	3,000,000.00	
1349936	1805684	9/6/2017	270	1,616,098.79	
1349748	172700904	9/6/2017	270	1,408,777.22	
1349933	1805681	9/6/2017	270	1,291,908.15	
1349983	1805721	9/6/2017	270	1,242,992.76	
1349884	1805636	9/6/2017	270	1,196,200.09	
1349887	1805637	9/6/2017	270	345,429.78	
1349934	1805682	9/6/2017	270	221,808.66	
1349883	1805635	9/6/2017	270	197,897.71	
1349915	1805663	9/6/2017	270	166,136.94	
1349980	1805720	9/6/2017	270	137,416.50	
1349881	1805633	9/6/2017	270	99,190.43	
1349538	172700908 AIRS TA	9/6/2017	270	43,363.94	
1349935	1805683	9/6/2017	270	24,626.40	
1349944	1805686	9/6/2017	270	9,204.61	
1349919	1805667	9/6/2017	270	7,697.17	
1349945	1805687	9/6/2017	270	6,757.80	
1349914	1805662	9/6/2017	270	6,387.04	
1349882	1805634	9/6/2017	270	4,950.00	
1349890	1805639	9/6/2017	270	4,090.29	
1349917	1805665	9/6/2017	270	4,073.00	
1349918	1805666	9/6/2017	270	3,833.00	
1349984	1805722	9/6/2017	270	2,504.00	
1349916	1805664	9/6/2017	270	2,222.64	
1349991	1805730	9/6/2017	270	1,748.73	
1349930	1805678	9/6/2017	270	1,720.00	
1349921	1805669	9/6/2017	270	1,328.67	
1349880	1805632	9/6/2017	270	1,233.38	
1349932	1805680	9/6/2017	270	1,115.00	
1349931	1805679	9/6/2017	270	1,042.50	
1349540	172700910 AIRS DE	9/6/2017	270	934.59	
1349929	1805677	9/6/2017	270	678.00	
1349920	1805668	9/6/2017	270	658.00	
1349925	1805673	9/6/2017	270	605.00	
1349539	172700909 AIRS DE	9/6/2017	270	603.92	
1349923	1805671	9/6/2017	270	505.00	
1349924	1805672	9/6/2017	270	423.33	
1349986	1805724	9/6/2017	270	327.00	
1349990	1805729	9/6/2017	270	300.00	
1349926	1805674	9/6/2017	270	285.00	
1349927	1805675	9/6/2017	270	284.00	
1349942	1805726	9/6/2017	270	230.00	
1349988	1805727	9/6/2017	270	195.50	
1349993	1805731	9/6/2017	270	159.75	
1349891	1805640	9/6/2017	270	119.35	
1349989	1805728	9/6/2017	270	102.00	
1349922	1805670	9/6/2017	270	100.00	
1349913	1805661	9/6/2017	270	60.00	

Run Date: 6/29/2018
 Run Time: 6:24:16PM

Demand Account Activity

Start Date: 7/1/2017 End Date: 6/29/2018

Page: 105
 User: 0

Jnl. Entry	Ref #	Trx. Date	Ledger	Debit Amount	Credit Amount
1349888	1805638	9/6/2017	270	56.68	
1349987	1805725	9/6/2017	270	51.00	
1349928	1805676	9/6/2017	270	35.00	
1349985	1805723	9/6/2017	270	17.00	
1349943	1805685	9/6/2017	270	2.35	
1349514	DFA EFT REV 9/6/1	9/6/2017	270		17,757.45
1349907	172700906	9/6/2017	270		19,323,683.58
1349526	172700901	9/6/2017	270		1,196,200.09
1349738	172700903	9/6/2017	270		1,408,777.22
1349752	172700905	9/6/2017	270		6,975,221.50
1350024	172700907 AIRS TA	9/7/2017	270	14,592,855.41	
1350228	172700903	9/7/2017	270	7,000,000.00	
1350461	1805849	9/7/2017	270	3,655,417.23	
1350030	172700905	9/7/2017	270	1,449,503.82	
1350375	1805762	9/7/2017	270	1,312,508.46	
1350439	1805830	9/7/2017	270	939,422.00	
1350393	1805780	9/7/2017	270	500,000.00	
1350459	1805847	9/7/2017	270	323,716.50	
1350460	1805848	9/7/2017	270	273,473.74	
1350378	1805765	9/7/2017	270	268,949.58	
1350394	1805781	9/7/2017	270	250,000.00	
1350395	1805782	9/7/2017	270	239,000.00	
1350441	1805832	9/7/2017	270	223,818.03	
1350444	1805835	9/7/2017	270	197,942.00	
1350468	1805853	9/7/2017	270	197,895.00	
1350392	1805779	9/7/2017	270	191,734.00	
1350433	1805825	9/7/2017	270	191,693.88	
1350400	1805787	9/7/2017	270	189,998.90	
1350401	1805788	9/7/2017	270	186,638.60	
1350437	1805828	9/7/2017	270	150,530.24	
1350396	1805783	9/7/2017	270	130,000.00	
1350463	1805850	9/7/2017	270	114,174.93	
1350404	1805791	9/7/2017	270	111,498.31	
1350397	1805784	9/7/2017	270	106,000.00	
1350010	172700902	9/7/2017	270	100,000.00	
1350431	1805823	9/7/2017	270	90,885.69	
1350380	1805767	9/7/2017	270	70,009.48	
1350443	1805834	9/7/2017	270	58,340.00	
1350436	1805827	9/7/2017	270	51,748.18	
1350440	1805831	9/7/2017	270	46,252.56	
1350432	1805824	9/7/2017	270	44,347.69	
1350402	1805789	9/7/2017	270	26,592.29	
1350025	172700908 AIRS TA	9/7/2017	270	24,938.33	
1350434	1805826	9/7/2017	270	23,111.07	
1350390	1805777	9/7/2017	270	21,380.55	
1350374	1805761	9/7/2017	270	15,132.00	
1350382	1805769	9/7/2017	270	12,545.60	
1350486	1805869	9/7/2017	270	10,927.28	
1350447	1805838	9/7/2017	270	10,869.69	
1350483	1805866	9/7/2017	270	10,806.87	
1350485	1805868	9/7/2017	270	10,460.00	
1350386	1805773	9/7/2017	270	9,653.17	
1350484	1805867	9/7/2017	270	8,977.48	
1350398	1805785	9/7/2017	270	8,500.00	
1350385	1805772	9/7/2017	270	7,889.58	
1350403	1805790	9/7/2017	270	6,905.93	

Run Date: 6/29/2018
 Run Time: 6:24:16PM

Demand Account Activity

Page: 106
 User: 0

Start Date: 7/1/2017 End Date: 6/29/2018

Jnl. Entry	Ref #	Trx. Date	Ledger	Debit Amount	Credit Amount
1350465	1805851	9/7/2017	270	6,088.02	
1350487	1805870	9/7/2017	270	5,298.60	
1350383	1805770	9/7/2017	270	4,802.45	
1350458	1805846	9/7/2017	270	4,555.80	
1350457	1805845	9/7/2017	270	4,555.77	
1350399	1805786	9/7/2017	270	4,000.00	
1350430	1805822	9/7/2017	270	3,782.11	
1350381	1805768	9/7/2017	270	3,625.25	
1350488	1805871	9/7/2017	270	3,532.40	
1350429	1805821	9/7/2017	270	3,472.87	
1350384	1805771	9/7/2017	270	2,927.25	
1350376	1805763	9/7/2017	270	2,877.00	
1350388	1805775	9/7/2017	270	2,230.50	
1350379	1805766	9/7/2017	270	2,006.51	
1350442	1805833	9/7/2017	270	1,789.79	
1350027	172700910 AIRS DE	9/7/2017	270	1,680.87	
1350467	1805852	9/7/2017	270	1,680.00	
1350438	1805829	9/7/2017	270	1,587.58	
1350413	1805837	9/7/2017	270	1,450.00	
1350449	1805840	9/7/2017	270	1,400.00	
1350445	1805836	9/7/2017	270	1,260.00	
1350427	1805819	9/7/2017	270	1,055.00	
1350425	1805818	9/7/2017	270	1,041.33	
1350428	1805820	9/7/2017	270	848.00	
1350026	172700909 AIRS DE	9/7/2017	270	734.60	
1350226	172700901	9/7/2017	270	604.17	
1350377	1805764	9/7/2017	270	599.27	
1350448	1805839	9/7/2017	270	540.00	
1350387	1805774	9/7/2017	270	420.00	
1350373	1805760	9/7/2017	270	376.71	
1350424	1805817	9/7/2017	270	320.00	
1350389	1805776	9/7/2017	270	151.40	
1350391	1805778	9/7/2017	270	11.72	
1350014	172700903	9/7/2017	270	10.85	
1350021	DFA EFT REV 9/7/1	9/7/2017	270		10,675.47
1350009	172700901	9/7/2017	270		703,000.00
1350028	172700904	9/7/2017	270		9,329,241.41
1350227	172700902	9/7/2017	270		604.17
1350348	172700904	9/7/2017	270		1,300.00
1350426	172700905	9/7/2017	270		11,219,720.56
1350003	172600902	9/7/2017	270		13,000,000.00
1350928	1806008	9/8/2017	270	65,674,342.72	
1350518	172700903	9/8/2017	270	44,475,000.00	
1350935	172600901	9/8/2017	270	28,000,000.00	
1350874	173000901	9/8/2017	270	24,000,000.00	
1350511	172700907 AIRS TA	9/8/2017	270	13,293,654.13	
1350937	1806017	9/8/2017	270	2,133,369.43	
1350804	1806009	9/8/2017	270	1,609,957.20	
1350931	1806012	9/8/2017	270	512,587.90	
1350814	1805906	9/8/2017	270	424,026.13	
1350912	1805992	9/8/2017	270	187,640.79	
1350930	1806011	9/8/2017	270	178,178.33	
1350896	1805982	9/8/2017	270	172,110.00	
1350831	1805923	9/8/2017	270	128,619.00	
1350512	172700908 AIRS TA	9/8/2017	270	115,782.04	
1350913	1805993	9/8/2017	270	105,193.76	

Run Date: 6/29/2018
 Run Time: 6:24:16PM

Demand Account Activity

Start Date: 7/1/2017 End Date: 6/29/2018

Page: 107
 User: 0

Jnl. Entry	Ref #	Trx. Date	Ledger	Debit Amount	Credit Amount
1350830	1805922	9/8/2017	270	76,831.02	
1350895	1805981	9/8/2017	270	75,827.00	
1350940	1806014	9/8/2017	270	62,176.65	
1350832	1805924	9/8/2017	270	51,886.83	
1350899	1805984	9/8/2017	270	38,912.00	
1350926	1806006	9/8/2017	270	33,033.06	
1350833	1805925	9/8/2017	270	30,619.36	
1350943	1806019	9/8/2017	270	24,018.97	
1350823	1805915	9/8/2017	270	23,889.88	
1350835	1805927	9/8/2017	270	19,142.22	
1350938	1806013	9/8/2017	270	17,145.13	
1350826	1805918	9/8/2017	270	16,301.94	
1350918	1805998	9/8/2017	270	15,249.86	
1350924	1806004	9/8/2017	270	13,172.61	
1350514	172700910 AIRS DE	9/8/2017	270	13,018.25	
1350927	1806007	9/8/2017	270	10,319.63	
1350907	1805989	9/8/2017	270	10,238.14	
1350825	1805917	9/8/2017	270	9,091.67	
1350824	1805916	9/8/2017	270	8,966.31	
1350901	1805985	9/8/2017	270	8,148.47	
1350906	1805988	9/8/2017	270	7,727.73	
1350934	1806016	9/8/2017	270	6,578.40	
1350834	1805926	9/8/2017	270	6,135.77	
1350920	1806000	9/8/2017	270	5,885.65	
1350516	172700901	9/8/2017	270	4,845.56	
1350815	1805907	9/8/2017	270	4,470.32	
1350919	1805999	9/8/2017	270	4,132.22	
1350817	1805909	9/8/2017	270	4,104.13	
1350810	1805902	9/8/2017	270	3,536.27	
1350911	1805991	9/8/2017	270	2,581.66	
1350819	1805911	9/8/2017	270	2,310.75	
1350925	1806005	9/8/2017	270	2,196.89	
1350822	1805914	9/8/2017	270	1,922.50	
1350795	1806022	9/8/2017	270	1,922.00	
1350898	1805983	9/8/2017	270	1,902.00	
1350820	1805912	9/8/2017	270	1,733.06	
1350513	172700909 AIRS DE	9/8/2017	270	1,666.45	
1350829	1805921	9/8/2017	270	1,560.00	
1350903	1805986	9/8/2017	270	1,500.00	
1350821	1805913	9/8/2017	270	1,409.76	
1350922	1806002	9/8/2017	270	1,305.00	
1350916	1805996	9/8/2017	270	950.11	
1350827	1805919	9/8/2017	270	943.33	
1350828	1805920	9/8/2017	270	900.00	
1350816	1805908	9/8/2017	270	441.00	
1350923	1806003	9/8/2017	270	407.50	
1350921	1806001	9/8/2017	270	348.11	
1350905	1805987	9/8/2017	270	302.73	
1350892	1805978	9/8/2017	270	240.00	
1350917	1805997	9/8/2017	270	167.47	
1350893	1805979	9/8/2017	270	136.00	
1350894	1805980	9/8/2017	270	120.00	
1350812	1805904	9/8/2017	270	89.88	
1350515	172700911 AIRS DE	9/8/2017	270	45.00	
1350818	1805910	9/8/2017	270	39.24	
1350929	1806010	9/8/2017	270	35.36	

Run Date: 6/29/2018
 Run Time: 6:24:16PM

Demand Account Activity

Start Date: 7/1/2017 End Date: 6/29/2018

Page: 108
 User: 0

Jnl. Entry	Ref #	Trx. Date	Ledger	Debit Amount	Credit Amount
1350813	1805905	9/8/2017	270	26.43	
1350932	1806015	9/8/2017	270	21.22	
1350933	1806020	9/8/2017	270	20.00	
1350811	1805903	9/8/2017	270	5.29	
1350910	1805990	9/8/2017	270	3.93	
1350798	8007406 E Ticket R	9/8/2017	270		100.00
1350799	8007407 EFT REV C	9/8/2017	270		14,338.39
1350517	172700902	9/8/2017	270		4,845.56
1350519	172700904	9/8/2017	270		5,582,191.12
1350868	172700901	9/8/2017	270		175,651,912.90
1351262	172700902	9/11/2017	270	18,840,000.00	
1351260	172700901	9/11/2017	270	12,779,889.89	
1351231	172700907 AIRS TA	9/11/2017	270	7,196,183.02	
1351330	1806138	9/11/2017	270	6,241,747.93	
1351182	1806030	9/11/2017	270	495,626.00	
1351180	1806028	9/11/2017	270	232,333.16	
1351331	1806139	9/11/2017	270	183,242.88	
1351332	1806140	9/11/2017	270	167,603.49	
1351214	1806050	9/11/2017	270	148,000.00	
1351335	1806143	9/11/2017	270	123,132.42	
1351196	1806039	9/11/2017	270	120,000.00	
1351343	1806150	9/11/2017	270	69,139.89	
1351327	1806135	9/11/2017	270	56,387.71	
1351203	1806044	9/11/2017	270	48,529.03	
1351198	1806040	9/11/2017	270	48,401.15	
1351205	1806045	9/11/2017	270	47,611.56	
1351254	1806076	9/11/2017	270	43,860.00	
1351328	1806136	9/11/2017	270	24,616.01	
1351329	1806137	9/11/2017	270	22,171.87	
1351194	1806038	9/11/2017	270	19,070.09	
1351207	1806046	9/11/2017	270	18,046.86	
1351183	1806031	9/11/2017	270	16,941.46	
1351179	1806027	9/11/2017	270	12,813.64	
1351252	1806074	9/11/2017	270	12,417.50	
1351211	1806048	9/11/2017	270	12,000.00	
1351319	1806127	9/11/2017	270	11,779.02	
1351191	1806036	9/11/2017	270	11,000.00	
1351213	1806049	9/11/2017	270	10,275.72	
1351188	1806035	9/11/2017	270	10,000.00	
1351326	1806134	9/11/2017	270	8,545.12	
1351291	1806101	9/11/2017	270	7,882.00	
1351334	1806142	9/11/2017	270	7,534.53	
1351199	1806041	9/11/2017	270	7,389.56	
1351320	1806128	9/11/2017	270	7,043.93	
1351201	1806042	9/11/2017	270	6,593.50	
1351232	172700908 AIRS TA	9/11/2017	270	6,123.38	
1351293	1806103	9/11/2017	270	5,255.00	
1351253	1806075	9/11/2017	270	5,080.00	
1351192	1806037	9/11/2017	270	4,739.97	
1351337	1806155	9/11/2017	270	4,331.55	
1351202	1806043	9/11/2017	270	4,021.35	
1351208	1806047	9/11/2017	270	4,000.00	
1351269	1806086	9/11/2017	270	3,964.00	
1351243	1806144	9/11/2017	270	3,786.00	
1351185	1806032	9/11/2017	270	3,740.83	
1351186	1806033	9/11/2017	270	3,675.01	

Run Date: 6/29/2018
 Run Time: 6:24:16PM

Demand Account Activity

Start Date: 7/1/2017 End Date: 6/29/2018

Page: 109
 User: 0

Jnl. Entry	Ref #	Trx. Date	Ledger	Debit Amount	Credit Amount
1351300	1806110	9/11/2017	270	2,540.00	
1351333	1806141	9/11/2017	270	2,539.34	
1351302	1806112	9/11/2017	270	2,060.00	
1351345	1806152	9/11/2017	270	2,040.09	
1351266	1806084	9/11/2017	270	1,910.00	
1351285	1806095	9/11/2017	270	1,905.00	
1351181	1806029	9/11/2017	270	1,870.98	
1351234	172700910 AIRS DE	9/11/2017	270	1,472.86	
1351289	1806099	9/11/2017	270	1,292.00	
1351317	1806125	9/11/2017	270	1,085.00	
1351292	1806102	9/11/2017	270	1,000.00	
1351298	1806108	9/11/2017	270	965.00	
1351263	172700903	9/11/2017	270	875.00	
1351318	1806126	9/11/2017	270	820.00	
1351258	1806080	9/11/2017	270	800.00	
1351233	172700909 AIRS DE	9/11/2017	270	674.37	
1351290	1806100	9/11/2017	270	660.00	
1351282	1806093	9/11/2017	270	648.00	
1351261	1806082	9/11/2017	270	607.00	
1351323	1806131	9/11/2017	270	508.00	
1351346	1806153	9/11/2017	270	465.57	
1351287	1806097	9/11/2017	270	450.00	
1351187	1806034	9/11/2017	270	421.00	
1351301	1806111	9/11/2017	270	400.00	
1351279	1806092	9/11/2017	270	390.00	
1351264	1806083	9/11/2017	270	370.00	
1351284	1806094	9/11/2017	270	360.00	
1351344	1806151	9/11/2017	270	330.62	
1351268	1806085	9/11/2017	270	320.00	
1351288	1806098	9/11/2017	270	300.00	
1351299	1806109	9/11/2017	270	200.00	
1351277	1806091	9/11/2017	270	170.00	
1351259	1806081	9/11/2017	270	160.00	
1351297	1806107	9/11/2017	270	150.00	
1351322	1806130	9/11/2017	270	146.00	
1351270	1806087	9/11/2017	270	145.00	
1351325	1806133	9/11/2017	270	113.49	
1351321	1806129	9/11/2017	270	100.00	
1351235	172700911 AIRS DE	9/11/2017	270	75.00	
1351286	1806096	9/11/2017	270	75.00	
1351251	1806073	9/11/2017	270	60.00	
1351272	1806088	9/11/2017	270	53.20	
1351274	1806089	9/11/2017	270	53.20	
1351250	1806072	9/11/2017	270	43.60	
1351294	1806104	9/11/2017	270	38.00	
1351296	1806106	9/11/2017	270	38.00	
1351347	1806154	9/11/2017	270	35.67	
1351276	1806090	9/11/2017	270	33.60	
1351295	1806105	9/11/2017	270	24.00	
1351338	1806145	9/11/2017	270	22.80	
1351339	1806146	9/11/2017	270	22.80	
1351215	172700902	9/11/2017	270	19.22	
1351255	1806077	9/11/2017	270	15.20	
1351256	1806078	9/11/2017	270	15.20	
1351340	1806147	9/11/2017	270	14.40	
1351257	1806079	9/11/2017	270	9.60	

Run Date: 6/29/2018
 Run Time: 6:24:16PM

Demand Account Activity

Start Date: 7/1/2017 End Date: 6/29/2018

Page: 110
 User: 0

Jnl. Entry	Ref #	Trx. Date	Ledger	Debit Amount	Credit Amount
1351324	1806132	9/11/2017	270	2.48	
1350946	REV DSMV acct #1	9/11/2017	270		98.66
1351218	DFA EFT REV 9/11/	9/11/2017	270		41,319.98
1351210	172700901	9/11/2017	270		8,495,000.00
1351239	172700903	9/11/2017	270		7,122,001.15
1351265	172700904	9/11/2017	270		875.00
1351283	172700905	9/11/2017	270		26,264,290.96
1351362	182700901	9/11/2017	270		5,000,000.00
1351620	172700907 AIRS TA	9/12/2017	270	14,656,750.82	
1351738	1806284	9/12/2017	270	5,593,856.60	
1351739	1806285	9/12/2017	270	5,473,294.39	
1351703	173000901	9/12/2017	270	4,000,000.00	
1351699	1806249	9/12/2017	270	1,403,636.71	
1351776	1806321	9/12/2017	270	1,129,402.89	
1351608	1806175	9/12/2017	270	836,000.00	
1351740	1806286	9/12/2017	270	518,193.80	
1351736	1806282	9/12/2017	270	435,328.47	
1351700	1806250	9/12/2017	270	256,094.48	
1351733	1806279	9/12/2017	270	222,088.67	
1351654	1806210	9/12/2017	270	185,000.00	
1351741	1806287	9/12/2017	270	178,065.21	
1351732	1806278	9/12/2017	270	166,559.07	
1351734	1806280	9/12/2017	270	110,059.33	
1351605	1806174	9/12/2017	270	71,565.58	
1351601	1806173	9/12/2017	270	63,087.99	
1351611	1806176	9/12/2017	270	38,944.90	
1351649	1806202	9/12/2017	270	25,493.63	
1351742	1806288	9/12/2017	270	20,640.33	
1351725	1806271	9/12/2017	270	20,430.40	
1351767	1806312	9/12/2017	270	19,777.75	
1351621	1806180	9/12/2017	270	14,844.71	
1351726	1806272	9/12/2017	270	14,732.93	
1351735	1806281	9/12/2017	270	13,322.48	
1351697	1806247	9/12/2017	270	10,387.65	
1351771	1806316	9/12/2017	270	10,208.95	
1351623	172700908 AIRS TA	9/12/2017	270	8,019.32	
1351729	1806275	9/12/2017	270	7,868.04	
1351622	1806181	9/12/2017	270	7,446.75	
1351775	1806320	9/12/2017	270	7,111.77	
1351698	1806248	9/12/2017	270	5,751.82	
1351633	1806185	9/12/2017	270	5,566.27	
1351694	1806246	9/12/2017	270	5,370.73	
1351772	1806317	9/12/2017	270	5,171.56	
1351730	1806276	9/12/2017	270	4,728.58	
1351768	1806313	9/12/2017	270	4,076.00	
1351727	1806273	9/12/2017	270	3,427.01	
1351728	1806274	9/12/2017	270	3,178.53	
1351625	1806184	9/12/2017	270	3,093.13	
1351723	1806269	9/12/2017	270	3,042.00	
1351737	1806283	9/12/2017	270	2,915.04	
1351643	1806195	9/12/2017	270	2,860.00	
1351724	1806270	9/12/2017	270	2,113.00	
1351626	172700909 AIRS D€	9/12/2017	270	2,078.78	
1351645	1806197	9/12/2017	270	2,059.00	
1351731	1806277	9/12/2017	270	1,948.99	
1351599	172700901	9/12/2017	270	1,905.56	

Run Date: 6/29/2018
 Run Time: 6:24:16PM

Demand Account Activity

Start Date: 7/1/2017 End Date: 6/29/2018

Page: 111
 User: 0

Jnl. Entry	Ref #	Trx. Date	Ledger	Debit Amount	Credit Amount
1351693	1806245	9/12/2017	270	1,720.00	
1351647	1806199	9/12/2017	270	1,437.00	
1351773	1806318	9/12/2017	270	1,255.52	
1351618	1806179	9/12/2017	270	1,016.62	
1351617	1806178	9/12/2017	270	680.00	
1351721	1806267	9/12/2017	270	614.53	
1351644	1806196	9/12/2017	270	560.00	
1351692	1806244	9/12/2017	270	534.00	
1351717	1806265	9/12/2017	270	533.13	
1351639	1806191	9/12/2017	270	528.60	
1351719	1806266	9/12/2017	270	514.32	
1351701	1806251	9/12/2017	270	501.00	
1351770	1806315	9/12/2017	270	460.00	
1351722	1806268	9/12/2017	270	433.50	
1351614	1806177	9/12/2017	270	420.00	
1351648	1806200	9/12/2017	270	390.00	
1351709	1806258	9/12/2017	270	390.00	
1351716	1806264	9/12/2017	270	276.95	
1351710	1806259	9/12/2017	270	205.00	
1351646	1806198	9/12/2017	270	170.00	
1351769	1806314	9/12/2017	270	63.75	
1351640	1806192	9/12/2017	270	53.20	
1351641	1806193	9/12/2017	270	53.20	
1351627	172700910 AIRS DE	9/12/2017	270	45.00	
1351642	1806194	9/12/2017	270	33.60	
1351711	1806260	9/12/2017	270	28.00	
1351774	1806319	9/12/2017	270	16.22	
1351688	1806261	9/12/2017	270	16.00	
1351714	1806262	9/12/2017	270	16.00	
1351715	1806263	9/12/2017	270	12.00	
1351702	1806252	9/12/2017	270	4.00	
1351704	1806253	9/12/2017	270	4.00	
1351705	1806254	9/12/2017	270	4.00	
1351706	1806255	9/12/2017	270	4.00	
1351707	1806256	9/12/2017	270	4.00	
1351708	1806257	9/12/2017	270	2.16	
1351632	DFA EFT REV 9/12/	9/12/2017	270		3,698.83
1351592	172700901	9/12/2017	270		865,000.00
1351593	172700902	9/12/2017	270		12,199,836.25
1351629	172700903	9/12/2017	270		9,376,050.30
1351603	172700902	9/12/2017	270		1,905.56
1351612	172700903	9/12/2017	270		12,917,973.12
1352119	172700907 AIRS TA	9/13/2017	270	36,837,231.00	
1352077	1806340	9/13/2017	270	27,234,408.01	
1352220	182700902	9/13/2017	270	4,000,000.00	
1352172	1806406	9/13/2017	270	3,240,311.57	
1352223	Correct Journal Entr	9/13/2017	270	3,000,000.00	
1352138	1806380	9/13/2017	270	2,013,413.08	
1352149	1806383	9/13/2017	270	1,656,720.81	
1352216	182700901	9/13/2017	270	1,000,000.00	
1352142	1806381	9/13/2017	270	684,619.04	
1352171	1806405	9/13/2017	270	306,971.18	
1352069	1806333	9/13/2017	270	234,361.00	
1352148	1806382	9/13/2017	270	188,560.60	
1352108	1806360	9/13/2017	270	125,460.70	
1352079	1806342	9/13/2017	270	101,688.35	

Run Date: 6/29/2018
 Run Time: 6:24:16PM

Demand Account Activity

Start Date: 7/1/2017 End Date: 6/29/2018

Page: 112
 User: 0

Jnl. Entry	Ref #	Trx. Date	Ledger	Debit Amount	Credit Amount
1352215	1806438	9/13/2017	270	70,295.83	
1352080	1806343	9/13/2017	270	45,780.50	
1352162	1806397	9/13/2017	270	43,264.35	
1352169	1806403	9/13/2017	270	41,997.17	
1352082	1806344	9/13/2017	270	35,115.95	
1352120	172700908 AIRS TA	9/13/2017	270	33,952.70	
1352123	172700910 AIRS DE	9/13/2017	270	27,668.12	
1352158	1806393	9/13/2017	270	19,590.10	
1352214	1806437	9/13/2017	270	16,855.37	
1352163	1806398	9/13/2017	270	15,850.08	
1352206	1806433	9/13/2017	270	14,815.51	
1352170	1806404	9/13/2017	270	11,638.18	
1352078	1806341	9/13/2017	270	10,918.05	
1352165	1806400	9/13/2017	270	8,780.21	
1352137	172700901	9/13/2017	270	8,777.22	
1352133	1806377	9/13/2017	270	8,325.00	
1352067	1806331	9/13/2017	270	8,298.83	
1352173	1806407	9/13/2017	270	6,276.85	
1352164	1806399	9/13/2017	270	4,663.05	
1352106	1806358	9/13/2017	270	3,685.00	
1352168	1806402	9/13/2017	270	3,247.15	
1352208	1806434	9/13/2017	270	2,283.70	
1352167	1806401	9/13/2017	270	2,060.53	
1352150	1806384	9/13/2017	270	1,960.00	
1352101	1806356	9/13/2017	270	1,882.00	
1352073	1806336	9/13/2017	270	1,250.00	
1352159	1806394	9/13/2017	270	1,127.39	
1352068	1806332	9/13/2017	270	1,000.00	
1352160	1806395	9/13/2017	270	886.06	
1352107	1806359	9/13/2017	270	710.00	
1352166	1806410	9/13/2017	270	699.95	
1352122	172700909 AIRS DE	9/13/2017	270	665.56	
1352174	1806408	9/13/2017	270	564.07	
1352161	1806396	9/13/2017	270	525.73	
1352151	1806385	9/13/2017	270	475.00	
1352072	1806335	9/13/2017	270	375.00	
1352075	1806338	9/13/2017	270	375.00	
1352098	1806354	9/13/2017	270	362.00	
1352076	1806339	9/13/2017	270	225.00	
1352104	1806357	9/13/2017	270	160.00	
1352135	1806379	9/13/2017	270	140.79	
1352071	1806334	9/13/2017	270	126.00	
1352100	1806355	9/13/2017	270	120.00	
1352074	1806337	9/13/2017	270	40.00	
1352092	1806351	9/13/2017	270	30.40	
1352094	1806352	9/13/2017	270	30.40	
1352096	1806353	9/13/2017	270	19.20	
1352134	1806378	9/13/2017	270	6.66	
1352090	172700902	9/13/2017	270	5.00	
1351783	DFA EFT REV 9/13/	9/13/2017	270		5,599.47
1352147	172700903	9/13/2017	270		8,316,968.13
1352088	172700901	9/13/2017	270		27,234,408.01
1352139	172700902	9/13/2017	270		8,777.22
1352140	172700903	9/13/2017	270		25,398,892.30
1352146	172700906	9/13/2017	270		16,220,740.62
1352222	Back Out Journal Er	9/13/2017	270		4,000,000.00

Run Date: 6/29/2018
Run Time: 6:24:16PM

Demand Account Activity

Start Date: 7/1/2017 End Date: 6/29/2018

Page: 113
User: 0

Jnl. Entry	Ref #	Trx. Date	Ledger	Debit Amount	Credit Amount
1353384	1806532	9/14/2017	270	181,254,886.77	
1353322	172700904	9/14/2017	270	84,840,270.41	
1353266	172700907 AIRS TA	9/14/2017	270	41,958,566.75	
1353435	1806616	9/14/2017	270	960,000.00	
1353298	1806469	9/14/2017	270	909,086.99	
1353292	1806458	9/14/2017	270	871,130.89	
1353434	1806566	9/14/2017	270	790,753.98	
1353334	1806498	9/14/2017	270	587,728.50	
1353330	1806494	9/14/2017	270	544,231.63	
1353319	172700902	9/14/2017	270	501,878.33	
1353336	1806500	9/14/2017	270	481,532.50	
1353423	1806557	9/14/2017	270	457,045.78	
1353428	1806561	9/14/2017	270	396,469.65	
1353255	172700902	9/14/2017	270	197,000.00	
1353303	1806476	9/14/2017	270	163,538.62	
1353429	1806562	9/14/2017	270	106,255.18	
1353335	1806499	9/14/2017	270	87,227.50	
1353324	1806489	9/14/2017	270	84,495.95	
1353422	1806556	9/14/2017	270	82,733.56	
1353306	1806477	9/14/2017	270	75,755.00	
1353377	1806543	9/14/2017	270	73,815.93	
1353333	1806497	9/14/2017	270	71,292.50	
1353343	1806507	9/14/2017	270	69,279.66	
1353286	1806453	9/14/2017	270	64,990.60	
1353418	1806554	9/14/2017	270	63,026.03	
1353267	172700908 AIRS TA	9/14/2017	270	50,837.38	
1353289	1806455	9/14/2017	270	48,891.60	
1353249	1806475	9/14/2017	270	45,803.81	
1353375	1806542	9/14/2017	270	41,904.42	
1353402	1806550	9/14/2017	270	38,099.79	
1353420	1806555	9/14/2017	270	34,738.55	
1353342	1806506	9/14/2017	270	34,241.19	
1353405	1806551	9/14/2017	270	24,875.30	
1353253	1806459	9/14/2017	270	22,454.50	
1353314	1806480	9/14/2017	270	18,046.89	
1353277	1806448	9/14/2017	270	17,435.33	
1353408	1806552	9/14/2017	270	17,078.86	
1353328	1806492	9/14/2017	270	14,989.42	
1353410	1806553	9/14/2017	270	13,663.44	
1353309	1806478	9/14/2017	270	12,972.32	
1353302	1806473	9/14/2017	270	12,942.53	
1353312	1806479	9/14/2017	270	10,386.95	
1353281	1806451	9/14/2017	270	9,670.00	
1353464	1806590	9/14/2017	270	9,637.75	
1353278	1806449	9/14/2017	270	9,570.31	
1353285	1806463	9/14/2017	270	7,805.00	
1353290	1806456	9/14/2017	270	7,480.00	
1353329	1806493	9/14/2017	270	7,319.00	
1353339	1806503	9/14/2017	270	6,950.00	
1353305	1806474	9/14/2017	270	5,150.00	
1353425	1806559	9/14/2017	270	5,113.80	
1353338	1806502	9/14/2017	270	5,090.00	
1353392	1806536	9/14/2017	270	4,692.08	
1353294	1806465	9/14/2017	270	4,570.00	
1353370	1806538	9/14/2017	270	4,442.83	
1353371	1806539	9/14/2017	270	4,410.83	

Run Date: 6/29/2018
 Run Time: 6:24:16PM

Demand Account Activity

Start Date: 7/1/2017 End Date: 6/29/2018

Page: 114
 User: 0

Jnl. Entry	Ref #	Trx. Date	Ledger	Debit Amount	Credit Amount
1353341	1806505	9/14/2017	270	3,343.49	
1353465	1806591	9/14/2017	270	3,311.43	
1353372	1806540	9/14/2017	270	3,293.35	
1353366	1806537	9/14/2017	270	3,030.75	
1353269	172700910 AIRS DE	9/14/2017	270	2,895.55	
1353432	1806564	9/14/2017	270	2,796.77	
1353439	1806619	9/14/2017	270	2,793.00	
1353442	1806620	9/14/2017	270	1,634.00	
1353284	1806452	9/14/2017	270	1,610.00	
1353388	1806534	9/14/2017	270	1,565.00	
1353389	1806594	9/14/2017	270	1,434.06	
1353374	1806541	9/14/2017	270	1,385.00	
1353380	1806544	9/14/2017	270	1,335.66	
1353291	1806457	9/14/2017	270	1,330.00	
1353424	1806558	9/14/2017	270	1,217.12	
1353299	1806470	9/14/2017	270	1,020.00	
1353466	1806592	9/14/2017	270	977.41	
1353381	1806545	9/14/2017	270	971.00	
1353288	1806454	9/14/2017	270	890.00	
1353295	1806466	9/14/2017	270	890.00	
1353427	1806560	9/14/2017	270	828.91	
1353337	1806501	9/14/2017	270	800.00	
1353433	1806565	9/14/2017	270	771.72	
1353327	1806491	9/14/2017	270	750.00	
1353296	1806467	9/14/2017	270	743.00	
1353308	1806593	9/14/2017	270	732.50	
1353287	1806464	9/14/2017	270	650.00	
1353301	1806472	9/14/2017	270	526.12	
1353416	1806613	9/14/2017	270	294.98	
1353279	1806450	9/14/2017	270	290.00	
1353297	1806468	9/14/2017	270	280.00	
1353390	1806535	9/14/2017	270	251.00	
1353387	1806533	9/14/2017	270	250.00	
1353426	1806614	9/14/2017	270	132.16	
1353280	1806460	9/14/2017	270	106.40	
1353282	1806461	9/14/2017	270	106.40	
1353394	1806546	9/14/2017	270	95.00	
1353431	1806615	9/14/2017	270	74.01	
1353283	1806462	9/14/2017	270	67.20	
1353268	172700909 AIRS DE	9/14/2017	270	53.57	
1353326	1806490	9/14/2017	270	20.00	
1353396	1806547	9/14/2017	270	20.00	
1353398	1806548	9/14/2017	270	12.00	
1353300	1806471	9/14/2017	270	8.04	
1353340	1806504	9/14/2017	270	5.70	
1353400	1806549	9/14/2017	270	4.00	
1353430	1806563	9/14/2017	270	1.00	
1353446	172700906	9/14/2017	270	0.20	
1353316	DFA EFT REV 9/14/	9/14/2017	270		14,653.10
1353254	172700901	9/14/2017	270		1,299,000.00
1353256	172700903	9/14/2017	270		1,052.00
1353257	172700904	9/14/2017	270		5,517,535.46
1353318	172700901	9/14/2017	270		501,878.33
1353361	172700905	9/14/2017	270		13,774,179.13
1353421	172600901	9/14/2017	270		196,000,000.00
1353441	172800901	9/14/2017	270		100,000,000.00

Run Date: 6/29/2018
Run Time: 6:24:16PM

Demand Account Activity

Start Date: 7/1/2017 End Date: 6/29/2018

Page: 115
User: 0

Jnl. Entry	Ref #	Trx. Date	Ledger	Debit Amount	Credit Amount
1353874	173980905	9/15/2017	270	191,581,920.86	
1353920	173000901	9/15/2017	270	48,000,000.00	
1353925	172600901	9/15/2017	270	21,000,000.00	
1353770	172700907 AIRS TA	9/15/2017	270	20,465,581.13	
1353799	1806642	9/15/2017	270	12,274,281.01	
1353843	1806691	9/15/2017	270	3,919,422.25	
1353824	1806672	9/15/2017	270	3,433,461.61	
1353844	1806692	9/15/2017	270	2,181,695.84	
1353772	172700909 AIRS D€	9/15/2017	270	1,754,747.38	
1353825	1806673	9/15/2017	270	1,693,960.85	
1353846	1806694	9/15/2017	270	1,517,486.70	
1353879	172700913	9/15/2017	270	1,000,000.00	
1353845	1806693	9/15/2017	270	421,133.52	
1353837	1806685	9/15/2017	270	348,417.28	
1353904	1806736	9/15/2017	270	322,198.10	
1353808	1806650	9/15/2017	270	306,114.08	
1353758	172700901	9/15/2017	270	270,000.00	
1353872	173980903	9/15/2017	270	205,228.11	
1353826	1806674	9/15/2017	270	170,078.14	
1353838	1806686	9/15/2017	270	131,529.82	
1353823	1806671	9/15/2017	270	116,696.19	
1353803	1806646	9/15/2017	270	68,066.37	
1353839	1806687	9/15/2017	270	64,972.03	
1353797	1806640	9/15/2017	270	45,407.05	
1353847	1806695	9/15/2017	270	42,151.27	
1353804	1806647	9/15/2017	270	35,041.00	
1353771	172700908 AIRS TA	9/15/2017	270	28,734.76	
1353902	1806734	9/15/2017	270	23,017.00	
1353805	1806648	9/15/2017	270	20,312.51	
1353806	1806649	9/15/2017	270	18,708.55	
1353840	1806688	9/15/2017	270	14,786.90	
1353798	1806641	9/15/2017	270	12,951.11	
1353841	1806689	9/15/2017	270	10,866.26	
1353905	1806737	9/15/2017	270	9,384.94	
1353866	1806714	9/15/2017	270	8,305.00	
1353833	1806681	9/15/2017	270	8,300.00	
1353832	1806680	9/15/2017	270	7,096.30	
1353921	1806751	9/15/2017	270	6,401.37	
1353800	1806643	9/15/2017	270	6,130.07	
1353842	1806690	9/15/2017	270	5,476.00	
1353801	1806644	9/15/2017	270	5,366.19	
1353796	1806639	9/15/2017	270	4,274.55	
1353802	1806645	9/15/2017	270	3,404.14	
1353791	1806634	9/15/2017	270	2,621.00	
1353859	1806707	9/15/2017	270	2,594.76	
1353868	172700906	9/15/2017	270	2,558.88	
1353831	1806679	9/15/2017	270	2,387.98	
1353834	1806682	9/15/2017	270	2,247.50	
1353835	1806683	9/15/2017	270	1,976.00	
1353792	1806635	9/15/2017	270	1,860.00	
1353812	1806664	9/15/2017	270	1,516.44	
1353774	172700911 AIRS D€	9/15/2017	270	1,441.95	
1353836	1806684	9/15/2017	270	1,182.14	
1353828	1806676	9/15/2017	270	1,175.00	
1353794	1806637	9/15/2017	270	970.00	
1353773	172700910 AIRS D€	9/15/2017	270	690.29	

Run Date: 6/29/2018
 Run Time: 6:24:16PM

Demand Account Activity

Page: 116
 User: 0

Start Date: 7/1/2017 End Date: 6/29/2018

Jnl. Entry	Ref #	Trx. Date	Ledger	Debit Amount	Credit Amount
1353863	1806711	9/15/2017	270	375.00	
1353793	1806636	9/15/2017	270	360.00	
1353795	1806638	9/15/2017	270	300.00	
1353830	1806678	9/15/2017	270	280.51	
1353827	1806675	9/15/2017	270	267.50	
1353790	1806633	9/15/2017	270	230.00	
1353901	1806733	9/15/2017	270	187.00	
1353865	1806713	9/15/2017	270	143.93	
1353864	1806712	9/15/2017	270	90.00	
1353861	1806709	9/15/2017	270	50.00	
1353829	1806677	9/15/2017	270	42.00	
1353785	1806630	9/15/2017	270	22.80	
1353787	1806631	9/15/2017	270	22.80	
1353789	1806632	9/15/2017	270	14.40	
1353860	1806708	9/15/2017	270	12.75	
1353862	1806710	9/15/2017	270	8.50	
1353807	8007441 EFT REV	9/15/2017	270		4,714.35
1353759	172700902	9/15/2017	270		946,000.00
1353761	172700903	9/15/2017	270		12,274,281.01
1353775	172700904	9/15/2017	270		5,418,833.41
1353849	172700905	9/15/2017	270		292,036,702.61
1353869	172700912	9/15/2017	270		2,558.88
1354313	Correct Journal Entr	9/18/2017	270	125,970,731.04	
1354391	Back Out Journal Er	9/18/2017	270	43,000,000.00	
1354369	1806868	9/18/2017	270	18,602,829.81	
1354278	172700907 AIRS TA	9/18/2017	270	12,597,731.04	
1354284	172700903	9/18/2017	270	720,602.62	
1354314	Correct Journal Entr	9/18/2017	270	720,602.62	
1354382	1806892	9/18/2017	270	364,132.32	
1354367	1806882	9/18/2017	270	215,372.17	
1354353	1806869	9/18/2017	270	116,178.76	
1354347	1806863	9/18/2017	270	36,340.70	
1354273	1806810	9/18/2017	270	28,767.40	
1354265	1806806	9/18/2017	270	22,173.16	
1354264	1806805	9/18/2017	270	19,172.44	
1354363	1806878	9/18/2017	270	12,960.92	
1354342	1806887	9/18/2017	270	10,834.30	
1354279	172700908 AIRS TA	9/18/2017	270	10,482.15	
1354267	1806807	9/18/2017	270	8,832.75	
1354362	1806877	9/18/2017	270	7,902.59	
1354352	1806867	9/18/2017	270	7,806.50	
1354368	1806883	9/18/2017	270	7,306.46	
1354269	1806808	9/18/2017	270	7,235.00	
1354275	1806811	9/18/2017	270	7,070.24	
1354356	1806872	9/18/2017	270	4,950.75	
1354366	1806880	9/18/2017	270	4,619.86	
1354378	1806888	9/18/2017	270	4,213.23	
1353953	1806782	9/18/2017	270	3,621.00	
1354346	1806862	9/18/2017	270	3,226.05	
1354303	1806829	9/18/2017	270	3,152.00	
1354271	1806809	9/18/2017	270	2,985.88	
1354302	1806828	9/18/2017	270	2,975.00	
1354257	1806800	9/18/2017	270	2,890.00	
1354365	1806881	9/18/2017	270	2,783.07	
1354349	1806865	9/18/2017	270	1,715.32	
1354354	1806870	9/18/2017	270	1,530.00	

Run Date: 6/29/2018
 Run Time: 6:24:16PM

Demand Account Activity

Page: 117
 User: 0

Start Date: 7/1/2017 End Date: 6/29/2018

Jnl. Entry	Ref #	Trx. Date	Ledger	Debit Amount	Credit Amount
1353951	1806780	9/18/2017	270	1,390.00	
1354379	1806889	9/18/2017	270	1,333.03	
1353938	1806767	9/18/2017	270	1,170.00	
1354364	1806879	9/18/2017	270	1,098.59	
1354262	1806803	9/18/2017	270	954.36	
1354297	1806825	9/18/2017	270	952.00	
1353931	1806760	9/18/2017	270	941.58	
1353936	1806765	9/18/2017	270	830.00	
1353939	1806768	9/18/2017	270	830.00	
1354380	1806890	9/18/2017	270	760.59	
1353948	1806777	9/18/2017	270	745.00	
1354281	172700910 AIRS DE	9/18/2017	270	729.34	
1353930	1806759	9/18/2017	270	640.00	
1353941	1806770	9/18/2017	270	592.66	
1353949	1806778	9/18/2017	270	590.00	
1354300	1806827	9/18/2017	270	580.00	
1353947	1806776	9/18/2017	270	443.49	
1354348	1806864	9/18/2017	270	431.02	
1353944	1806773	9/18/2017	270	400.00	
1354280	172700909 AIRS DE	9/18/2017	270	364.63	
1353945	1806774	9/18/2017	270	360.00	
1354299	1806826	9/18/2017	270	350.00	
1353950	1806779	9/18/2017	270	340.01	
1353937	1806766	9/18/2017	270	331.92	
1353940	1806769	9/18/2017	270	331.53	
1353933	1806762	9/18/2017	270	320.00	
1354381	1806891	9/18/2017	270	281.44	
1354304	1806830	9/18/2017	270	260.00	
1353932	1806761	9/18/2017	270	240.00	
1354358	1806873	9/18/2017	270	155.00	
1354263	1806804	9/18/2017	270	134.70	
1353942	1806771	9/18/2017	270	112.54	
1353943	1806772	9/18/2017	270	103.48	
1354359	1806874	9/18/2017	270	100.00	
1354360	1806875	9/18/2017	270	92.00	
1354350	1806866	9/18/2017	270	80.07	
1354361	1806876	9/18/2017	270	80.00	
1354355	1806871	9/18/2017	270	70.00	
1354305	1806831	9/18/2017	270	66.10	
1354294	1806822	9/18/2017	270	60.80	
1354295	1806823	9/18/2017	270	60.80	
1354296	1806824	9/18/2017	270	38.40	
1354259	1806801	9/18/2017	270	33.95	
1354344	1806860	9/18/2017	270	27.50	
1353935	1806764	9/18/2017	270	23.00	
1353952	1806781	9/18/2017	270	19.51	
1353946	1806775	9/18/2017	270	18.42	
1353934	1806763	9/18/2017	270	18.00	
1354345	1806861	9/18/2017	270	10.00	
1354260	1806802	9/18/2017	270	4.25	
1353928	DFA EFT REV 9/18/	9/18/2017	270		16,900.37
1354250	172700901	9/18/2017	270		2,529,000.00
1354253	172700902	9/18/2017	270		9,403,257.47
1354287	Back Out Journal Er	9/18/2017	270		12,597,731.04
1354311	Back Out Journal Er	9/18/2017	270		720,602.62
1354307	172700901	9/18/2017	270		61,219,996.46

Run Date: 6/29/2018
 Run Time: 6:24:16PM

Demand Account Activity

Page: 118
 User: 0

Start Date: 7/1/2017 End Date: 6/29/2018

Jnl. Entry	Ref #	Trx. Date	Ledger	Debit Amount	Credit Amount
1354386	172700902	9/18/2017	270		34,591,323.10
1354388	172700903	9/18/2017	270		43,000,000.00
1354306	Correct Journal Entr	9/18/2017	270		39,000,000.00
1355012	Back Out Journal Er	9/19/2017	270	81,681,490.27	
1354972	172700907 AIRS TA	9/19/2017	270	66,007,904.32	
1355013	173000901	9/19/2017	270	20,000,000.00	
1355092	172700902	9/19/2017	270	20,000,000.00	
1355065	1807011	9/19/2017	270	6,663,277.04	
1355028	1806970	9/19/2017	270	1,842,178.10	
1355024	1806966	9/19/2017	270	1,840,843.89	
1355023	1806965	9/19/2017	270	1,374,691.00	
1355045	1806985	9/19/2017	270	406,425.78	
1354999	1806957	9/19/2017	270	243,923.36	
1354946	1806926	9/19/2017	270	199,784.24	
1354945	1806915	9/19/2017	270	160,359.00	
1355047	1806987	9/19/2017	270	118,693.84	
1354960	1806921	9/19/2017	270	100,443.17	
1354944	1806925	9/19/2017	270	97,054.70	
1354948	1806916	9/19/2017	270	35,800.00	
1355027	1806969	9/19/2017	270	34,262.83	
1355046	1806986	9/19/2017	270	23,919.77	
1354975	172700908 AIRS TA	9/19/2017	270	20,237.57	
1355054	1806994	9/19/2017	270	18,865.92	
1355061	1807010	9/19/2017	270	18,599.88	
1354964	1806922	9/19/2017	270	16,130.00	
1354952	1806918	9/19/2017	270	12,654.78	
1355025	1806967	9/19/2017	270	7,965.11	
1355026	1806968	9/19/2017	270	7,495.95	
1355030	1806972	9/19/2017	270	5,800.00	
1354977	172700909 AIRS DE	9/19/2017	270	5,305.29	
1355055	1806995	9/19/2017	270	5,210.13	
1354956	1806919	9/19/2017	270	5,081.34	
1354989	1806939	9/19/2017	270	5,001.48	
1354390	1806923	9/19/2017	270	4,865.53	
1355059	1806999	9/19/2017	270	4,612.70	
1354990	1806940	9/19/2017	270	4,581.57	
1354941	1806924	9/19/2017	270	4,021.37	
1354996	1806947	9/19/2017	270	3,782.11	
1354997	1806948	9/19/2017	270	3,472.87	
1354971	1806934	9/19/2017	270	3,120.00	
1355043	1806983	9/19/2017	270	2,465.23	
1354974	1806936	9/19/2017	270	2,340.00	
1355052	1806992	9/19/2017	270	2,284.26	
1354982	172700903	9/19/2017	270	1,905.56	
1354957	1806920	9/19/2017	270	1,581.47	
1355050	1806990	9/19/2017	270	1,110.00	
1354942	1806914	9/19/2017	270	950.00	
1354993	1806945	9/19/2017	270	835.38	
1355053	1806993	9/19/2017	270	832.13	
1355044	1806984	9/19/2017	270	794.86	
1355051	1806991	9/19/2017	270	791.50	
1354965	1806932	9/19/2017	270	788.00	
1354973	1806935	9/19/2017	270	600.00	
1354969	1806933	9/19/2017	270	200.00	
1354976	1806937	9/19/2017	270	200.00	
1355022	1806964	9/19/2017	270	153.00	

Run Date: 6/29/2018
 Run Time: 6:24:16PM

Demand Account Activity

Start Date: 7/1/2017 End Date: 6/29/2018

Page: 119
 User: 0

Jnl. Entry	Ref #	Trx. Date	Ledger	Debit Amount	Credit Amount
1354994	1806946	9/19/2017	270	139.22	
1354951	1806917	9/19/2017	270	117.00	
1355060	1807000	9/19/2017	270	97.02	
1355049	1806989	9/19/2017	270	80.00	
1354955	1806929	9/19/2017	270	22.80	
1354959	1806930	9/19/2017	270	22.80	
1354962	1806931	9/19/2017	270	14.40	
1355048	1806988	9/19/2017	270	4.25	
1355056	1806996	9/19/2017	270	1.00	
1355057	1806997	9/19/2017	270	1.00	
1355058	1806998	9/19/2017	270	1.00	
1355021	1806963	9/19/2017	270	0.38	
1354961	8007444 EFT REV C	9/19/2017	270		106,222.66
1354947	172700901	9/19/2017	270		925,000.00
1354981	172700902	9/19/2017	270		1,905.56
1354986	172700904	9/19/2017	270		81,681,490.27
1355000	172700905	9/19/2017	270		21,588,736.55
1355014	Correct Journal Entr	9/19/2017	270		84,679,284.72
1355037	172700901	9/19/2017	270		11,850,549.38
1355574	172700903	9/20/2017	270	40,301,726.67	
1355515	172700907 AIRS TA	9/20/2017	270	32,286,359.28	
1355546	1807045	9/20/2017	270	5,868,085.45	
1355539	1807039	9/20/2017	270	4,040,328.77	
1355598	1807113	9/20/2017	270	2,586,918.37	
1355623	1807117	9/20/2017	270	916,449.99	
1355619	1807114	9/20/2017	270	305,959.36	
1355626	1807120	9/20/2017	270	305,817.07	
1355545	1807044	9/20/2017	270	120,000.00	
1355556	1807142	9/20/2017	270	107,974.83	
1355663	1807149	9/20/2017	270	77,373.03	
1355522	1807027	9/20/2017	270	53,926.75	
1355658	1807147	9/20/2017	270	46,754.64	
1355544	1807043	9/20/2017	270	43,749.58	
1355622	1807116	9/20/2017	270	39,233.79	
1355516	172700908 AIRS TA	9/20/2017	270	38,471.60	
1355543	1807042	9/20/2017	270	13,390.00	
1355570	172700901	9/20/2017	270	8,777.22	
1355542	1807041	9/20/2017	270	8,621.00	
1355616	1807110	9/20/2017	270	5,289.90	
1355617	1807111	9/20/2017	270	4,875.00	
1355618	1807112	9/20/2017	270	3,645.49	
1355606	1807100	9/20/2017	270	3,560.38	
1355607	1807101	9/20/2017	270	3,468.50	
1355625	1807119	9/20/2017	270	3,331.51	
1355526	1807028	9/20/2017	270	3,174.00	
1355561	1807064	9/20/2017	270	2,420.00	
1355517	172700909 AIRS D€	9/20/2017	270	2,278.72	
1355563	1807066	9/20/2017	270	1,782.00	
1355662	1807148	9/20/2017	270	1,278.95	
1355559	1807062	9/20/2017	270	1,125.00	
1355621	1807115	9/20/2017	270	792.46	
1355532	1807033	9/20/2017	270	710.00	
1355531	1807032	9/20/2017	270	600.00	
1355567	1807069	9/20/2017	270	543.35	
1355624	1807118	9/20/2017	270	527.56	
1355562	1807065	9/20/2017	270	460.00	

Run Date: 6/29/2018
 Run Time: 6:24:16PM

Demand Account Activity

Start Date: 7/1/2017 End Date: 6/29/2018

Page: 120
 User: 0

Jnl. Entry	Ref #	Trx. Date	Ledger	Debit Amount	Credit Amount
1355535	1807036	9/20/2017	270	408.00	
1355536	1807037	9/20/2017	270	375.00	
1355537	1807038	9/20/2017	270	375.00	
1355601	1807097	9/20/2017	270	371.00	
1355540	1807040	9/20/2017	270	332.27	
1355534	1807035	9/20/2017	270	300.00	
1355560	1807063	9/20/2017	270	260.00	
1355608	1807102	9/20/2017	270	240.00	
1355529	1807030	9/20/2017	270	225.00	
1355565	1807068	9/20/2017	270	221.00	
1355519	172700911 AIRS DE	9/20/2017	270	180.00	
1355564	1807067	9/20/2017	270	160.00	
1355609	1807103	9/20/2017	270	158.00	
1355533	1807034	9/20/2017	270	150.00	
1355566	1807094	9/20/2017	270	80.00	
1355553	1807059	9/20/2017	270	76.00	
1355555	1807060	9/20/2017	270	76.00	
1355610	1807104	9/20/2017	270	64.00	
1355557	1807061	9/20/2017	270	48.00	
1355599	1807095	9/20/2017	270	40.00	
1355611	1807105	9/20/2017	270	25.00	
1355528	1807029	9/20/2017	270	17.44	
1355600	1807096	9/20/2017	270	17.44	
1355612	1807106	9/20/2017	270	16.00	
1355613	1807107	9/20/2017	270	12.00	
1355614	1807108	9/20/2017	270	8.00	
1355615	1807109	9/20/2017	270	8.00	
1355603	1807098	9/20/2017	270	4.00	
1355530	1807031	9/20/2017	270	1.82	
1355604	1807099	9/20/2017	270	1.54	
1355518	172700910 AIRS DE	9/20/2017	270	1.11	
1355512	DFA EFT REV 9/20/	9/20/2017	270		6,301.29
1355499	172700901	9/20/2017	270		2,374,404.42
1355500	172700902	9/20/2017	270		4,040,328.77
1355520	172700903	9/20/2017	270		4,744,963.59
1355585	172700904	9/20/2017	270		9,360,083.39
1355636	172600901	9/20/2017	270		67,000,000.00
1355571	172700902	9/20/2017	270		8,777.22
1356002	172700902	9/21/2017	270	101,000,000.00	
1356018	172700907 AIRS TA	9/21/2017	270	83,021,010.71	
1356114	1807246	9/21/2017	270	54,547,874.05	
1356136	173000902	9/21/2017	270	32,000,000.00	
1356144	1807264	9/21/2017	270	7,223,108.62	
1356102	1807239	9/21/2017	270	3,026,889.33	
1356019	1807161	9/21/2017	270	573,000.00	
1356141	1807261	9/21/2017	270	524,108.60	
1356012	1807158	9/21/2017	270	170,758.00	
1356078	1807228	9/21/2017	270	151,542.87	
1356036	1807172	9/21/2017	270	85,305.51	
1356095	1807233	9/21/2017	270	79,279.37	
1356020	172700908 AIRS TA	9/21/2017	270	55,242.27	
1356126	1807247	9/21/2017	270	47,397.90	
1356128	1807249	9/21/2017	270	28,930.87	
1356104	1807240	9/21/2017	270	28,432.17	
1356107	1807242	9/21/2017	270	26,393.18	
1356129	1807250	9/21/2017	270	22,747.00	

Run Date: 6/29/2018
 Run Time: 6:24:16PM

Demand Account Activity

Start Date: 7/1/2017 End Date: 6/29/2018

Page: 121
 User: 0

Jnl. Entry	Ref #	Trx. Date	Ledger	Debit Amount	Credit Amount
1356038	1807178	9/21/2017	270	18,115.00	
1356031	1807168	9/21/2017	270	17,521.92	
1356032	1807169	9/21/2017	270	17,232.21	
1356142	1807262	9/21/2017	270	16,516.16	
1356143	1807263	9/21/2017	270	15,205.15	
1356034	1807170	9/21/2017	270	14,074.25	
1356058	1807192	9/21/2017	270	11,280.00	
1356110	1807244	9/21/2017	270	10,626.08	
1356139	1807259	9/21/2017	270	9,213.00	
1356037	1807173	9/21/2017	270	6,483.24	
1356059	1807193	9/21/2017	270	5,860.00	
1356035	1807171	9/21/2017	270	5,068.50	
1356137	1807257	9/21/2017	270	4,927.50	
1356083	1807230	9/21/2017	270	4,815.92	
1356112	1807245	9/21/2017	270	4,802.45	
1356027	1807166	9/21/2017	270	4,492.96	
1356132	1807256	9/21/2017	270	3,077.00	
1356050	172700901	9/21/2017	270	1,905.56	
1356029	1807167	9/21/2017	270	1,829.24	
1356096	1807234	9/21/2017	270	1,400.00	
1356127	1807248	9/21/2017	270	1,353.80	
1355671	1807157	9/21/2017	270	1,310.00	
1356086	1807232	9/21/2017	270	1,305.00	
1356060	1807194	9/21/2017	270	1,130.00	
1356140	1807260	9/21/2017	270	942.50	
1356057	1807191	9/21/2017	270	900.00	
1356084	1807231	9/21/2017	270	820.00	
1356097	1807235	9/21/2017	270	811.34	
1356023	1807163	9/21/2017	270	563.56	
1356049	1807186	9/21/2017	270	558.75	
1356025	1807164	9/21/2017	270	468.38	
1356131	1807252	9/21/2017	270	457.51	
1356021	172700909 AIRS DE	9/21/2017	270	403.40	
1356017	1807160	9/21/2017	270	344.00	
1356130	1807251	9/21/2017	270	341.05	
1356022	1807162	9/21/2017	270	263.77	
1356138	1807258	9/21/2017	270	221.00	
1356052	1807187	9/21/2017	270	200.00	
1356101	1807238	9/21/2017	270	187.00	
1356080	1807229	9/21/2017	270	102.00	
1356054	1807188	9/21/2017	270	98.80	
1356055	1807189	9/21/2017	270	98.80	
1356024	172700910 AIRS DE	9/21/2017	270	90.41	
1356026	1807165	9/21/2017	270	66.29	
1356056	1807190	9/21/2017	270	62.40	
1356015	1807159	9/21/2017	270	33.95	
1356099	1807237	9/21/2017	270	20.71	
1356108	1807243	9/21/2017	270	8.85	
1356098	1807236	9/21/2017	270	8.50	
1356105	1807241	9/21/2017	270	2.31	
1356003	172700903	9/21/2017	270	0.51	
1356042	DFA EFT REV 9/21/	9/21/2017	270		11,258.03
1356001	172700901	9/21/2017	270		5,745,000.00
1356028	172700904	9/21/2017	270		4,437,399.51
1356030	172700905	9/21/2017	270		838.41
1356051	172700902	9/21/2017	270		1,905.56

Run Date: 6/29/2018
 Run Time: 6:24:16PM

Demand Account Activity

Start Date: 7/1/2017 End Date: 6/29/2018

Page: 122
 User: 0

Jnl. Entry	Ref #	Trx. Date	Ledger	Debit Amount	Credit Amount
1356063	172700904	9/21/2017	270		225,904,041.67
1356133	172700901	9/21/2017	270		16,410,974.31
1356149	172700901	9/21/2017	270		30,000,000.00
1356740	182700901	9/22/2017	270	103,000,000.00	
1356547	172700907 AIRS TA	9/22/2017	270	78,185,889.59	
1356614	173000901	9/22/2017	270	51,000,000.00	
1356582	1807312	9/22/2017	270	8,246,625.53	
1356736	1807385	9/22/2017	270	4,899,746.32	
1356755	1807380	9/22/2017	270	3,204,724.35	
1356709	1807351	9/22/2017	270	1,775,709.14	
1356601	1807325	9/22/2017	270	740,000.00	
1356563	1807291	9/22/2017	270	594,781.51	
1356718	1807370	9/22/2017	270	306,732.73	
1356599	1807324	9/22/2017	270	287,863.00	
1356790	1807428	9/22/2017	270	277,013.72	
1356598	1807323	9/22/2017	270	197,606.00	
1356791	1807429	9/22/2017	270	176,212.25	
1356735	1807384	9/22/2017	270	129,889.20	
1356548	172700908 AIRS TA	9/22/2017	270	99,057.78	
1356742	1807375	9/22/2017	270	95,589.87	
1356727	1807374	9/22/2017	270	89,872.33	
1356747	1807376	9/22/2017	270	78,174.20	
1356752	1807378	9/22/2017	270	64,895.78	
1356725	1807373	9/22/2017	270	48,525.30	
1356712	1807369	9/22/2017	270	46,034.94	
1356723	1807372	9/22/2017	270	45,374.18	
1356700	1807363	9/22/2017	270	32,335.56	
1356701	1807364	9/22/2017	270	26,264.08	
1356565	1807293	9/22/2017	270	24,025.63	
1356703	1807365	9/22/2017	270	20,871.59	
1356596	172700901	9/22/2017	270	16,846.66	
1356564	1807292	9/22/2017	270	16,407.00	
1356706	1807367	9/22/2017	270	15,383.80	
1356711	1807352	9/22/2017	270	11,183.00	
1356754	1807379	9/22/2017	270	10,308.68	
1356704	1807366	9/22/2017	270	9,317.87	
1356714	1807353	9/22/2017	270	8,538.25	
1356708	1807368	9/22/2017	270	7,137.85	
1356557	1807285	9/22/2017	270	6,914.45	
1356732	1807382	9/22/2017	270	6,090.00	
1356782	1807418	9/22/2017	270	5,997.36	
1356550	172700910 AIRS DE	9/22/2017	270	4,860.25	
1356779	1807416	9/22/2017	270	4,605.00	
1356561	1807289	9/22/2017	270	4,412.25	
1356649	1807357	9/22/2017	270	4,185.00	
1356577	1807307	9/22/2017	270	4,172.00	
1356733	1807383	9/22/2017	270	4,132.77	
1356581	1807311	9/22/2017	270	3,830.29	
1356772	1807409	9/22/2017	270	3,750.00	
1356597	1807322	9/22/2017	270	3,180.00	
1356594	1807321	9/22/2017	270	3,108.00	
1356579	1807309	9/22/2017	270	2,725.00	
1356692	1807358	9/22/2017	270	2,663.00	
1356695	1807359	9/22/2017	270	2,641.00	
1356750	1807377	9/22/2017	270	2,449.54	
1356721	1807371	9/22/2017	270	2,394.48	

Run Date: 6/29/2018
 Run Time: 6:24:16PM

Demand Account Activity

Start Date: 7/1/2017 End Date: 6/29/2018

Page: 123
 User: 0

Jnl. Entry	Ref #	Trx. Date	Ledger	Debit Amount	Credit Amount
1356697	1807360	9/22/2017	270	2,101.84	
1356575	1807305	9/22/2017	270	1,619.00	
1356698	1807361	9/22/2017	270	1,522.93	
1356690	1807349	9/22/2017	270	1,510.00	
1356724	1807356	9/22/2017	270	1,236.24	
1356771	1807408	9/22/2017	270	1,225.00	
1356699	1807362	9/22/2017	270	766.56	
1356551	1727009114 AIRS C	9/22/2017	270	720.00	
1356693	1807350	9/22/2017	270	640.00	
1356580	1807310	9/22/2017	270	530.00	
1356731	1807381	9/22/2017	270	443.97	
1356578	1807308	9/22/2017	270	360.00	
1356576	1807306	9/22/2017	270	330.00	
1356719	1807355	9/22/2017	270	234.58	
1356559	1807287	9/22/2017	270	161.00	
1356774	1807411	9/22/2017	270	85.00	
1356562	1807290	9/22/2017	270	84.58	
1356572	1807302	9/22/2017	270	83.60	
1356573	1807303	9/22/2017	270	83.60	
1356558	1807286	9/22/2017	270	75.00	
1356549	172700909 AIRS DE	9/22/2017	270	73.85	
1356773	1807410	9/22/2017	270	68.00	
1356574	1807304	9/22/2017	270	52.80	
1356716	1807354	9/22/2017	270	38.00	
1356780	1807417	9/22/2017	270	33.95	
1356560	1807288	9/22/2017	270	12.75	
1356151	DFA EFT REV 9/22/	9/22/2017	270		21,816.07
1356534	172700901	9/22/2017	270		594,781.51
1356535	172700902	9/22/2017	270		9,146,000.00
1356553	172700903	9/22/2017	270		6,280,921.31
1356602	172700902	9/22/2017	270		16,846.66
1356604	172700903	9/22/2017	270		97,634,638.52
1356631	172700906	9/22/2017	270		140,543,305.18
1357183	172700915	9/25/2017	270	99,582,861.27	
1357128	1807504	9/25/2017	270	50,952,892.09	
1357074	172700907 AIRS TA	9/25/2017	270	29,405,251.60	
1357116	1807499	9/25/2017	270	2,101,817.82	
1357119	1807493	9/25/2017	270	751,717.96	
1357123	1807500	9/25/2017	270	446,681.90	
1357064	1807456	9/25/2017	270	302,728.00	
1357139	173980902	9/25/2017	270	249,822.30	
1357105	1807482	9/25/2017	270	202,160.57	
1356814	1807448	9/25/2017	270	125,660.00	
1357061	1807454	9/25/2017	270	67,046.38	
1357125	1807501	9/25/2017	270	48,525.57	
1356816	1807450	9/25/2017	270	28,569.51	
1357063	1807455	9/25/2017	270	27,916.24	
1356817	1807451	9/25/2017	270	21,038.26	
1357117	1807491	9/25/2017	270	14,790.75	
1357106	1807483	9/25/2017	270	13,865.47	
1357065	1807457	9/25/2017	270	13,250.35	
1357090	1807469	9/25/2017	270	11,008.80	
1357113	1807497	9/25/2017	270	9,623.42	
1357118	1807492	9/25/2017	270	8,124.97	
1357129	1807505	9/25/2017	270	6,000.05	
1357036	1807452	9/25/2017	270	4,991.63	

Run Date: 6/29/2018
 Run Time: 6:24:16PM

Demand Account Activity

Start Date: 7/1/2017 End Date: 6/29/2018

Page: 124
 User: 0

Jnl. Entry	Ref #	Trx. Date	Ledger	Debit Amount	Credit Amount
1357038	1807453	9/25/2017	270	4,700.00	
1357114	1807498	9/25/2017	270	4,451.24	
1357095	1807490	9/25/2017	270	4,283.28	
1357102	1807479	9/25/2017	270	4,124.55	
1357127	1807503	9/25/2017	270	3,946.25	
1357104	1807481	9/25/2017	270	3,854.10	
1356809	1807445	9/25/2017	270	2,950.04	
1357087	1807466	9/25/2017	270	2,848.00	
1357088	1807467	9/25/2017	270	2,470.00	
1357126	1807502	9/25/2017	270	2,061.05	
1357122	1807495	9/25/2017	270	2,049.48	
1357103	1807480	9/25/2017	270	1,939.47	
1357093	1807473	9/25/2017	270	1,595.00	
1356812	1807447	9/25/2017	270	1,570.00	
1357076	172700908 AIRS TA	9/25/2017	270	1,341.26	
1357078	172700910 AIRS D€	9/25/2017	270	1,121.49	
1357084	1807464	9/25/2017	270	961.00	
1357131	1807507	9/25/2017	270	842.27	
1357130	1807506	9/25/2017	270	828.74	
1357099	1807476	9/25/2017	270	651.19	
1357089	1807468	9/25/2017	270	470.00	
1357097	1807474	9/25/2017	270	372.50	
1357120	1807494	9/25/2017	270	322.07	
1357077	172700909 AIRS D€	9/25/2017	270	254.65	
1357086	1807465	9/25/2017	270	240.00	
1356815	1807449	9/25/2017	270	221.00	
1357083	1807463	9/25/2017	270	140.00	
1357079	172700911 AIRS D€	9/25/2017	270	75.00	
1357080	172700902	9/25/2017	270	63.89	
1357101	1807478	9/25/2017	270	24.00	
1357111	1807496	9/25/2017	270	20.22	
1357100	1807477	9/25/2017	270	16.00	
1357081	1807461	9/25/2017	270	15.20	
1357082	1807462	9/25/2017	270	15.20	
1357098	1807475	9/25/2017	270	12.00	
1357067	1807460	9/25/2017	270	9.60	
1356811	1807446	9/25/2017	270	4.25	
1357085	DFA EFT REV 9/25/	9/25/2017	270		39,327.81
1357060	172700901	9/25/2017	270		6,131,635.32
1357094	172700904	9/25/2017	270		166,758,642.05
1357220	172600901	9/25/2017	270		11,000,000.00
1357624	172700915	9/26/2017	270	70,000,000.00	
1357553	172700907 AIRS TA	9/26/2017	270	32,181,456.41	
1357712	Back Out Journal Er	9/26/2017	270	10,000,000.00	
1357651	1807602	9/26/2017	270	3,036,938.65	
1357690	1807625	9/26/2017	270	1,492,532.92	
1357633	1807584	9/26/2017	270	1,441,466.35	
1357695	1807626	9/26/2017	270	1,362,446.61	
1357552	1807519	9/26/2017	270	1,062,000.00	
1357628	1807579	9/26/2017	270	674,113.30	
1357706	1807637	9/26/2017	270	538,059.58	
1357652	1807603	9/26/2017	270	536,279.83	
1357615	1807569	9/26/2017	270	525,000.00	
1357646	1807597	9/26/2017	270	442,882.08	
1357594	1807550	9/26/2017	270	406,178.00	
1357634	1807585	9/26/2017	270	401,171.14	

Run Date: 6/29/2018
 Run Time: 6:24:16PM

Demand Account Activity

Start Date: 7/1/2017 End Date: 6/29/2018

Page: 125
 User: 0

Jnl. Entry	Ref #	Trx. Date	Ledger	Debit Amount	Credit Amount
1357645	1807596	9/26/2017	270	249,265.10	
1357631	1807582	9/26/2017	270	237,137.35	
1357648	1807599	9/26/2017	270	162,881.19	
1357698	1807629	9/26/2017	270	123,515.36	
1357593	1807549	9/26/2017	270	101,630.00	
1357632	1807583	9/26/2017	270	77,317.07	
1357644	1807595	9/26/2017	270	57,150.28	
1357563	1807524	9/26/2017	270	54,747.09	
1357636	1807587	9/26/2017	270	49,991.57	
1357639	1807590	9/26/2017	270	47,333.84	
1357623	1807577	9/26/2017	270	34,871.92	
1357649	1807600	9/26/2017	270	30,699.51	
1357564	1807525	9/26/2017	270	22,456.87	
1357642	1807593	9/26/2017	270	21,774.19	
1357705	1807636	9/26/2017	270	21,460.90	
1357565	1807526	9/26/2017	270	17,083.16	
1357699	1807630	9/26/2017	270	15,346.22	
1357562	1807523	9/26/2017	270	14,570.29	
1357650	1807601	9/26/2017	270	12,400.75	
1357625	1807578	9/26/2017	270	12,149.33	
1357554	172700908 AIRS DE	9/26/2017	270	12,062.49	
1357710	1807646	9/26/2017	270	12,052.24	
1357641	1807592	9/26/2017	270	8,066.25	
1357592	1807548	9/26/2017	270	6,842.03	
1357647	1807598	9/26/2017	270	6,829.16	
1357696	1807627	9/26/2017	270	6,619.38	
1357566	1807527	9/26/2017	270	6,498.62	
1357560	1807522	9/26/2017	270	6,258.90	
1357640	1807591	9/26/2017	270	5,636.31	
1357596	1807552	9/26/2017	270	5,578.82	
1357688	1807624	9/26/2017	270	3,731.00	
1357635	1807586	9/26/2017	270	3,105.93	
1357595	1807551	9/26/2017	270	3,093.13	
1357567	1807528	9/26/2017	270	2,569.74	
1357589	1807545	9/26/2017	270	2,263.00	
1357588	1807544	9/26/2017	270	1,975.00	
1357570	172700904	9/26/2017	270	1,905.56	
1357568	1807529	9/26/2017	270	1,821.13	
1357638	1807589	9/26/2017	270	1,260.00	
1357556	1807520	9/26/2017	270	1,200.00	
1357682	1807623	9/26/2017	270	1,018.00	
1357637	1807588	9/26/2017	270	952.50	
1357591	1807547	9/26/2017	270	930.83	
1357709	1807645	9/26/2017	270	675.00	
1357708	1807644	9/26/2017	270	450.00	
1357701	1807632	9/26/2017	270	402.24	
1357587	1807543	9/26/2017	270	380.00	
1357700	1807631	9/26/2017	270	375.00	
1357704	1807635	9/26/2017	270	374.08	
1357559	1807521	9/26/2017	270	367.25	
1357583	1807539	9/26/2017	270	347.00	
1357702	1807633	9/26/2017	270	298.72	
1357697	1807628	9/26/2017	270	225.26	
1357703	1807634	9/26/2017	270	222.82	
1357629	1807580	9/26/2017	270	207.15	
1357590	1807546	9/26/2017	270	190.00	

Run Date: 6/29/2018
 Run Time: 6:24:16PM

Demand Account Activity

Start Date: 7/1/2017 End Date: 6/29/2018

Page: 126
 User: 0

Jnl. Entry	Ref #	Trx. Date	Ledger	Debit Amount	Credit Amount
1357707	1807643	9/26/2017	270	150.00	
1357630	1807581	9/26/2017	270	107.94	
1357555	172700909 AIRS D€	9/26/2017	270	105.00	
1357584	1807540	9/26/2017	270	68.40	
1357585	1807541	9/26/2017	270	68.40	
1357577	1807538	9/26/2017	270	60.00	
1357586	1807542	9/26/2017	270	43.20	
1357711	1807647	9/26/2017	270	33.95	
1357643	1807594	9/26/2017	270	1.00	
1357571	172700905	9/26/2017	270		1,905.56
1357574	172700906	9/26/2017	270		3,646.45
1357542	172700901	9/26/2017	270		60,142,000.00
1357543	172700902	9/26/2017	270		10,000,000.00
1357557	172700903	9/26/2017	270		12,926,287.51
1357654	DFA EFT REV 9/26/	9/26/2017	270		188,810.74
1357686	172700917	9/26/2017	270		33,000,000.00
1357627	172700916	9/26/2017	270		9,896,500.70
1357691	Correct Journal Entr	9/26/2017	270		10,000.00
1358050	172700907 AIRS TA	9/27/2017	270	46,548,488.38	
1358174	172700903	9/27/2017	270	15,000,000.00	
1358079	173980903	9/27/2017	270	7,000,000.00	
1358057	1807662	9/27/2017	270	2,604,146.64	
1358176	1807756	9/27/2017	270	2,134,996.10	
1358146	Correct Journal Entr	9/27/2017	270	2,000,000.00	
1358154	1807743	9/27/2017	270	1,861,194.52	
1358173	1807754	9/27/2017	270	948,000.00	
1358149	1807730	9/27/2017	270	669,760.05	
1358151	1807732	9/27/2017	270	579,487.50	
1358156	1807745	9/27/2017	270	493,220.62	
1358150	1807731	9/27/2017	270	203,702.00	
1358067	1807669	9/27/2017	270	134,360.42	
1358124	1807712	9/27/2017	270	94,979.29	
1358125	1807713	9/27/2017	270	92,515.80	
1358053	172700908 AIRS TA	9/27/2017	270	63,325.01	
1358175	1807755	9/27/2017	270	40,596.05	
1358148	1807729	9/27/2017	270	31,387.22	
1358153	1807742	9/27/2017	270	25,420.00	
1358052	1807659	9/27/2017	270	25,334.30	
1358064	1807666	9/27/2017	270	23,113.93	
1358121	1807709	9/27/2017	270	22,103.86	
1358058	172700910 AIRS D€	9/27/2017	270	21,891.04	
1358065	1807667	9/27/2017	270	20,171.06	
1358068	1807670	9/27/2017	270	18,336.45	
1358069	1807671	9/27/2017	270	15,613.48	
1358122	1807710	9/27/2017	270	14,326.58	
1358152	1807741	9/27/2017	270	14,039.93	
1358178	1807758	9/27/2017	270	13,257.55	
1358155	1807744	9/27/2017	270	11,031.00	
1358051	1807658	9/27/2017	270	10,955.46	
1358075	172700906	9/27/2017	270	8,283.33	
1358071	1807676	9/27/2017	270	8,082.83	
1358070	1807672	9/27/2017	270	6,599.88	
1358116	1807704	9/27/2017	270	4,744.63	
1358123	1807711	9/27/2017	270	4,182.53	
1358059	1807663	9/27/2017	270	4,049.76	
1358117	1807705	9/27/2017	270	3,848.50	

Run Date: 6/29/2018
 Run Time: 6:24:16PM

Demand Account Activity

Start Date: 7/1/2017 End Date: 6/29/2018

Page: 127
 User: 0

Jnl. Entry	Ref #	Trx. Date	Ledger	Debit Amount	Credit Amount
1358047	1807656	9/27/2017	270	2,965.00	
1358120	1807708	9/27/2017	270	2,483.66	
1358089	1807684	9/27/2017	270	2,275.00	
1358143	1807726	9/27/2017	270	2,057.00	
1358118	1807706	9/27/2017	270	1,927.63	
1358127	1807714	9/27/2017	270	1,908.88	
1358056	172700909 AIRS DE	9/27/2017	270	1,809.94	
1358049	1807657	9/27/2017	270	1,775.00	
1358087	1807682	9/27/2017	270	1,651.00	
1358110	1807699	9/27/2017	270	1,117.75	
1358108	1807697	9/27/2017	270	1,050.00	
1358061	1807664	9/27/2017	270	1,016.62	
1358031	1807655	9/27/2017	270	732.00	
1358066	1807668	9/27/2017	270	731.00	
1358109	1807698	9/27/2017	270	725.00	
1358085	1807680	9/27/2017	270	626.00	
1358062	1807665	9/27/2017	270	526.12	
1358119	1807707	9/27/2017	270	525.00	
1358112	1807701	9/27/2017	270	523.00	
1358090	1807685	9/27/2017	270	440.00	
1358111	1807700	9/27/2017	270	401.00	
1358145	1807727	9/27/2017	270	370.00	
1358054	1807660	9/27/2017	270	295.50	
1358088	1807683	9/27/2017	270	130.00	
1358091	1807688	9/27/2017	270	53.41	
1358201	1807764	9/27/2017	270	48.50	
1358113	1807702	9/27/2017	270	46.77	
1358060	172700911 AIRS DE	9/27/2017	270	45.00	
1358055	1807661	9/27/2017	270	42.00	
1358086	1807681	9/27/2017	270	30.00	
1358147	1807728	9/27/2017	270	25.71	
1358092	1807689	9/27/2017	270	25.62	
1358141	1807725	9/27/2017	270	25.50	
1358082	1807677	9/27/2017	270	22.80	
1358083	1807678	9/27/2017	270	22.80	
1358040	172700904	9/27/2017	270	18.00	
1358084	1807679	9/27/2017	270	14.40	
1358115	1807703	9/27/2017	270	1.00	
1358037	172700901	9/27/2017	270		10,797,000.00
1358038	172700902	9/27/2017	270		2,604,146.64
1358039	172700903	9/27/2017	270		6,232,000.25
1358072	172700905	9/27/2017	270		8,283.33
1358073	8007461 EFT REV C	9/27/2017	270		40,551.97
1358167	172700901	9/27/2017	270		60,377,814.29
1359306	172700902	9/28/2017	270	161,761,812.50	
1359321	1807848	9/28/2017	270	57,563,636.75	
1359232	172700907 AIRS TA	9/28/2017	270	4,196,328.92	
1359322	1807849	9/28/2017	270	4,105,852.71	
1359326	1807850	9/28/2017	270	2,373,382.75	
1359279	172700904	9/28/2017	270	1,501,497.22	
1359258	1807792	9/28/2017	270	1,500,000.00	
1359253	1807788	9/28/2017	270	1,120,856.68	
1359423	1807939	9/28/2017	270	1,066,412.17	
1359281	1807816	9/28/2017	270	409,690.51	
1359410	1807925	9/28/2017	270	397,638.16	
1359327	1807851	9/28/2017	270	365,345.13	

Run Date: 6/29/2018
 Run Time: 6:24:16PM

Demand Account Activity

Start Date: 7/1/2017 End Date: 6/29/2018

Page: 128
 User: 0

Jnl. Entry	Ref #	Trx. Date	Ledger	Debit Amount	Credit Amount
1359269	1807805	9/28/2017	270	361,955.50	
1359427	1807942	9/28/2017	270	275,000.00	
1359270	1807806	9/28/2017	270	242,800.00	
1359428	1807943	9/28/2017	270	175,000.00	
1359259	1807793	9/28/2017	270	171,001.85	
1359328	1807852	9/28/2017	270	128,764.74	
1359283	1807817	9/28/2017	270	83,895.70	
1359233	172700908 AIRS TA	9/28/2017	270	82,496.98	
1359408	1807923	9/28/2017	270	82,304.68	
1359257	1807791	9/28/2017	270	63,144.88	
1359249	1807784	9/28/2017	270	42,204.54	
1359287	1807819	9/28/2017	270	36,513.00	
1359425	1807941	9/28/2017	270	33,938.79	
1359256	1807790	9/28/2017	270	30,180.00	
1359235	172700910 AIRS D€	9/28/2017	270	28,315.85	
1359329	1807853	9/28/2017	270	22,779.52	
1359394	1807907	9/28/2017	270	20,993.87	
1359252	1807787	9/28/2017	270	13,573.78	
1359401	1807910	9/28/2017	270	12,627.64	
1359355	1807874	9/28/2017	270	11,722.15	
1359294	1807826	9/28/2017	270	11,326.94	
1359357	1807875	9/28/2017	270	11,089.42	
1359236	172700911 AIRS D€	9/28/2017	270	10,155.00	
1359359	1807877	9/28/2017	270	8,891.35	
1359276	1807812	9/28/2017	270	8,617.00	
1359284	1807818	9/28/2017	270	8,518.30	
1359319	1807846	9/28/2017	270	7,164.24	
1359387	1807912	9/28/2017	270	7,040.00	
1359320	1807847	9/28/2017	270	7,029.01	
1359399	1807918	9/28/2017	270	6,816.25	
1359358	1807876	9/28/2017	270	6,172.92	
1359278	1807814	9/28/2017	270	5,900.00	
1359407	1807922	9/28/2017	270	4,411.93	
1359255	1807789	9/28/2017	270	2,707.08	
1359317	1807844	9/28/2017	270	2,200.00	
1359248	1807783	9/28/2017	270	2,131.47	
1359424	1807940	9/28/2017	270	2,018.63	
1359390	1807905	9/28/2017	270	1,849.84	
1359260	1807794	9/28/2017	270	1,659.67	
1359405	1807921	9/28/2017	270	1,362.50	
1359395	1807916	9/28/2017	270	1,250.00	
1359398	1807909	9/28/2017	270	1,217.81	
1359274	1807810	9/28/2017	270	1,128.00	
1359280	1807815	9/28/2017	270	1,120.00	
1359318	1807845	9/28/2017	270	1,032.50	
1359397	1807908	9/28/2017	270	861.13	
1359244	1807779	9/28/2017	270	850.00	
1359277	1807813	9/28/2017	270	710.00	
1359391	1807914	9/28/2017	270	690.00	
1359247	1807782	9/28/2017	270	690.00	
1359392	1807906	9/28/2017	270	683.67	
1359379	1807899	9/28/2017	270	578.00	
1359389	1807913	9/28/2017	270	540.00	
1359333	1807920	9/28/2017	270	514.67	
1359245	1807780	9/28/2017	270	500.00	
1359234	172700909 AIRS D€	9/28/2017	270	499.90	

Run Date: 6/29/2018
 Run Time: 6:24:16PM

Demand Account Activity

Start Date: 7/1/2017 End Date: 6/29/2018

Page: 129
 User: 0

Jnl. Entry	Ref #	Trx. Date	Ledger	Debit Amount	Credit Amount
1359396	1807917	9/28/2017	270	490.00	
1359409	1807924	9/28/2017	270	489.65	
1359381	1807900	9/28/2017	270	419.00	
1359385	1807902	9/28/2017	270	414.00	
1359383	1807901	9/28/2017	270	400.00	
1359386	1807903	9/28/2017	270	389.00	
1359388	1807904	9/28/2017	270	377.00	
1359380	1807894	9/28/2017	270	350.00	
1359382	1807895	9/28/2017	270	338.00	
1359384	1807911	9/28/2017	270	300.00	
1359400	1807919	9/28/2017	270	276.00	
1359246	1807781	9/28/2017	270	240.00	
1359372	1807896	9/28/2017	270	235.00	
1359374	1807897	9/28/2017	270	205.00	
1359250	1807785	9/28/2017	270	190.00	
1359393	1807915	9/28/2017	270	185.00	
1359376	1807898	9/28/2017	270	170.00	
1359261	1807795	9/28/2017	270	150.44	
1359369	1807887	9/28/2017	270	145.00	
1359377	1807892	9/28/2017	270	140.00	
1359366	1807884	9/28/2017	270	132.50	
1359375	1807891	9/28/2017	270	120.00	
1359370	1807888	9/28/2017	270	115.00	
1359378	1807893	9/28/2017	270	105.00	
1359371	1807889	9/28/2017	270	103.00	
1359275	1807811	9/28/2017	270	100.00	
1359373	1807890	9/28/2017	270	100.00	
1359368	1807886	9/28/2017	270	99.00	
1359360	1807878	9/28/2017	270	75.00	
1359367	1807885	9/28/2017	270	75.00	
1359364	1807882	9/28/2017	270	60.00	
1359422	1807938	9/28/2017	270	58.15	
1359362	1807880	9/28/2017	270	50.00	
1359363	1807881	9/28/2017	270	40.00	
1359271	1807807	9/28/2017	270	38.00	
1359272	1807808	9/28/2017	270	38.00	
1359273	1807809	9/28/2017	270	24.00	
1359361	1807879	9/28/2017	270	20.00	
1359365	1807883	9/28/2017	270	15.00	
1359251	1807786	9/28/2017	270	4.25	
1359356	1807873	9/28/2017	270	1.00	
1359222	172700901	9/28/2017	270		1,641,000.00
1359223	172700902	9/28/2017	270		0.02
1359263	172700903	9/28/2017	270		1,501,497.22
1359286	DFA EFT REV	9/28/2017	270		7,053.64
1359307	172700901	9/28/2017	270		6,601,765.43
1359310	172700904	9/28/2017	270		191,786,541.59
1359325	172600901	9/28/2017	270		37,000,000.00
1359686	173980901	9/29/2017	270	311,322,000.00	
1359778	182700901	9/29/2017	270	20,000,000.00	
1359759	1808027	9/29/2017	270	5,233,905.23	
1359805	Back Out Journal Er	9/29/2017	270	5,108,985.97	
1359814	182700703AIRS EF	9/29/2017	270	4,637,393.98	
1359758	1808026	9/29/2017	270	1,590,930.75	
1359685	172700904	9/29/2017	270	1,164,122.72	
1359683	172700902	9/29/2017	270	455,292.27	

Run Date: 6/29/2018
 Run Time: 6:24:16PM

Demand Account Activity

Page: 130
 User: 0

Start Date: 7/1/2017 End Date: 6/29/2018

Jnl. Entry	Ref #	Trx. Date	Ledger	Debit Amount	Credit Amount
1359764	1808032	9/29/2017	270	453,222.51	
1359773	1808034	9/29/2017	270	437,259.55	
1359729	1807996	9/29/2017	270	405,019.57	
1359745	1808013	9/29/2017	270	380,153.81	
1359761	1808029	9/29/2017	270	236,337.60	
1359434	1807954	9/29/2017	270	179,582.07	
1359757	1808025	9/29/2017	270	173,339.97	
1359815	182700704CC AIRS	9/29/2017	270	138,123.20	
1359680	1807959	9/29/2017	270	115,760.05	
1359731	1807997	9/29/2017	270	109,463.20	
1359670	1807965	9/29/2017	270	106,009.42	
1359669	1807964	9/29/2017	270	88,187.03	
1359722	1807993	9/29/2017	270	72,323.96	
1359724	1807994	9/29/2017	270	56,255.00	
1359446	1807962	9/29/2017	270	39,055.13	
1359787	1808052	9/29/2017	270	30,000.00	
1359769	1808033	9/29/2017	270	24,318.86	
1359459	1807963	9/29/2017	270	20,295.31	
1359816	182700905IRPCC A	9/29/2017	270	16,913.06	
1359692	1807957	9/29/2017	270	7,260.01	
1359689	1807955	9/29/2017	270	6,621.00	
1359760	1808028	9/29/2017	270	6,452.10	
1359718	1807990	9/29/2017	270	4,722.38	
1359741	1808009	9/29/2017	270	4,349.00	
1359719	1807991	9/29/2017	270	4,142.00	
1359720	1807992	9/29/2017	270	3,726.60	
1359734	1808002	9/29/2017	270	3,515.75	
1359690	1807960	9/29/2017	270	3,404.13	
1359742	1808011	9/29/2017	270	2,985.00	
1359444	1807968	9/29/2017	270	2,619.22	
1359747	1808014	9/29/2017	270	2,188.72	
1359717	1807989	9/29/2017	270	1,684.16	
1359693	1807961	9/29/2017	270	1,432.52	
1359699	173980904	9/29/2017	270	1,088.89	
1359715	1807987	9/29/2017	270	967.50	
1359730	1807995	9/29/2017	270	816.62	
1359739	1808007	9/29/2017	270	620.00	
1359744	1808012	9/29/2017	270	570.00	
1359743	1808010	9/29/2017	270	370.00	
1359691	1807956	9/29/2017	270	301.00	
1359774	1808044	9/29/2017	270	255.00	
1359738	1808006	9/29/2017	270	210.00	
1359684	172700903	9/29/2017	270	117.00	
1359763	1808031	9/29/2017	270	111.98	
1359817	182700906ABC BR	9/29/2017	270	105.00	
1359740	1808008	9/29/2017	270	100.00	
1359716	1807988	9/29/2017	270	71.00	
1359786	1808051	9/29/2017	270	57.50	
1359762	1808030	9/29/2017	270	37.08	
1359735	1808003	9/29/2017	270	22.80	
1359736	1808004	9/29/2017	270	22.80	
1359737	1808005	9/29/2017	270	14.40	
1359695	1807958	9/29/2017	270	12.22	
1359677	172700905	9/29/2017	270		125,000,000.00
1359682	172700901	9/29/2017	270		3,014,000.00
1359698	172700906	9/29/2017	270		5,108,985.97

Run Date: 6/29/2018
 Run Time: 6:24:16PM

Demand Account Activity

Start Date: 7/1/2017 End Date: 6/29/2018

Page: 131
 User: 0

Jnl. Entry	Ref #	Trx. Date	Ledger	Debit Amount	Credit Amount
1359701	172700907	9/29/2017	270		1,088.89
1359800	182700903	9/29/2017	270		203,080,422.23
1359806	Correct Journal Entr	9/29/2017	270		5,108,985.97
1359803	8007470 EEFT REV	9/29/2017	270		17,826.12
1360235	173000901	10/2/2017	270	30,000,000.00	
1360253	172601001	10/2/2017	270	21,000,000.00	
1360251	1808108	10/2/2017	270	4,154,190.37	
1360228	1808093	10/2/2017	270	1,609,317.79	
1360229	1808094	10/2/2017	270	1,491,779.90	
1360195	1808092	10/2/2017	270	979,532.25	
1360212	1808090	10/2/2017	270	747,119.72	
1360225	1808091	10/2/2017	270	204,894.76	
1360244	1808101	10/2/2017	270	149,764.87	
1360226	1808103	10/2/2017	270	140,345.62	
1360202	1808068	10/2/2017	270	138,680.00	
1360200	1808066	10/2/2017	270	68,721.73	
1360237	1808097	10/2/2017	270	51,852.47	
1360245	1808104	10/2/2017	270	44,069.65	
1360252	1808109	10/2/2017	270	24,127.30	
1360197	1808065	10/2/2017	270	22,354.16	
1360232	1808095	10/2/2017	270	15,577.15	
1360248	1808105	10/2/2017	270	15,554.74	
1360211	1808077	10/2/2017	270	12,237.60	
1360249	1808106	10/2/2017	270	8,129.71	
1360209	1808075	10/2/2017	270	6,814.91	
1360210	1808076	10/2/2017	270	4,058.56	
1360243	1808100	10/2/2017	270	2,277.88	
1360203	1808069	10/2/2017	270	1,535.00	
1360201	1808067	10/2/2017	270	958.60	
1360241	1808099	10/2/2017	270	464.00	
1360204	1808070	10/2/2017	270	450.00	
1360208	1808074	10/2/2017	270	450.00	
1360246	1808102	10/2/2017	270	349.14	
1360205	1808071	10/2/2017	270	225.00	
1360206	1808072	10/2/2017	270	75.00	
1360233	1808096	10/2/2017	270	67.34	
1360207	1808073	10/2/2017	270	50.00	
1360194	172701001	10/2/2017	270		661,000.00
1360213	172701002	10/2/2017	270		19,475,267.23
1360234	172700901	10/2/2017	270		4,089,491.26
1360247	172701002	10/2/2017	270		48,737,048.52
1360621	1808172	10/3/2017	270	6,179,415.22	
1360573	172701007 AIRS TA	10/3/2017	270	5,150,838.53	
1360676	173001010	10/3/2017	270	5,000,000.00	
1360647	1808189	10/3/2017	270	627,073.33	
1360620	1808171	10/3/2017	270	541,428.87	
1360565	172701001	10/3/2017	270	168,000.00	
1360629	1808174	10/3/2017	270	80,669.83	
1360657	1808202	10/3/2017	270	78,095.00	
1360653	1808201	10/3/2017	270	70,840.00	
1360661	1808204	10/3/2017	270	57,672.00	
1360550	1808119	10/3/2017	270	30,000.00	
1360631	1808175	10/3/2017	270	24,525.48	
1360654	1808192	10/3/2017	270	19,591.01	
1360549	1808116	10/3/2017	270	19,068.93	
1360548	1808118	10/3/2017	270	17,638.05	

Run Date: 6/29/2018
 Run Time: 6:24:16PM

Demand Account Activity

Start Date: 7/1/2017 End Date: 6/29/2018

Page: 132
 User: 0

Jnl. Entry	Ref #	Trx. Date	Ledger	Debit Amount	Credit Amount
1360659	1808203	10/3/2017	270	14,800.00	
1360574	172701005	10/3/2017	270	12,395.83	
1360578	172701008	10/3/2017	270	10,000.00	
1360619	1808170	10/3/2017	270	6,671.75	
1360658	1808193	10/3/2017	270	6,172.48	
1360649	1808190	10/3/2017	270	6,022.23	
1360672	1808211	10/3/2017	270	4,916.11	
1360673	1808212	10/3/2017	270	4,018.87	
1360544	1808117	10/3/2017	270	2,856.49	
1360662	1808205	10/3/2017	270	2,685.39	
1360667	1808196	10/3/2017	270	2,375.00	
1360582	1808133	10/3/2017	270	2,275.00	
1360586	1808135	10/3/2017	270	2,236.00	
1360665	1808206	10/3/2017	270	1,979.59	
1360585	1808142	10/3/2017	270	1,780.00	
1360624	1808173	10/3/2017	270	1,687.69	
1360660	1808194	10/3/2017	270	1,514.72	
1360650	1808200	10/3/2017	270	1,330.00	
1360590	1808144	10/3/2017	270	1,224.00	
1360666	1808207	10/3/2017	270	1,105.79	
1360594	1808146	10/3/2017	270	1,093.00	
1360668	1808208	10/3/2017	270	1,083.15	
1360580	1808132	10/3/2017	270	984.99	
1360646	1808199	10/3/2017	270	715.00	
1360589	1808137	10/3/2017	270	627.00	
1360651	1808197	10/3/2017	270	610.00	
1360627	1808176	10/3/2017	270	519.98	
1360584	1808134	10/3/2017	270	440.00	
1360663	1808195	10/3/2017	270	351.00	
1360588	1808143	10/3/2017	270	350.00	
1360669	1808209	10/3/2017	270	239.42	
1360587	1808136	10/3/2017	270	180.00	
1360670	1808210	10/3/2017	270	152.52	
1360628	1808177	10/3/2017	270	130.41	
1360593	1808145	10/3/2017	270	110.00	
1360643	Correct Journal Entr	10/3/2017	270	90.00	
1360595	1808147	10/3/2017	270	90.00	
1360566	172701002	10/3/2017	270	80.00	
1360591	1808138	10/3/2017	270	50.00	
1360655	1808198	10/3/2017	270	25.00	
1360596	1808148	10/3/2017	270	22.80	
1360597	1808149	10/3/2017	270	22.80	
1360563	1808139	10/3/2017	270	15.20	
1360581	1808140	10/3/2017	270	15.20	
1360598	1808150	10/3/2017	270	14.40	
1360652	1808191	10/3/2017	270	12.42	
1360583	1808141	10/3/2017	270	9.60	
1360567	172701003	10/3/2017	270		735.71
1360568	172701004	10/3/2017	270		9,745,788.11
1360575	172701006	10/3/2017	270		12,395.83
1360625	172701009	10/3/2017	270		8,182,091.98
1360638	Back Out Journal Er	10/3/2017	270		80.00
1360709	172701007 AIRS TA	10/4/2017	270	14,861,561.30	
1360701	173981001	10/4/2017	270	13,000,000.00	
1360682	1808221	10/4/2017	270	847,905.97	
1361064	1808306	10/4/2017	270	743,467.94	

Run Date: 6/29/2018
 Run Time: 6:24:16PM

Demand Account Activity

Start Date: 7/1/2017 End Date: 6/29/2018

Page: 133
 User: 0

Jnl. Entry	Ref #	Trx. Date	Ledger	Debit Amount	Credit Amount
1361066	1808308	10/4/2017	270	433,145.33	
1361065	1808307	10/4/2017	270	385,663.39	
1361054	1808298	10/4/2017	270	380,780.48	
1360687	1808226	10/4/2017	270	248,995.67	
1360686	1808225	10/4/2017	270	172,643.00	
1361021	1808269	10/4/2017	270	113,215.00	
1360681	1808220	10/4/2017	270	106,135.14	
1360711	172701008 AIRS TA	10/4/2017	270	66,298.04	
1361017	1808266	10/4/2017	270	47,476.16	
1361049	1808321	10/4/2017	270	42,375.47	
1360713	172701010 AIRS DE	10/4/2017	270	36,864.48	
1361082	1808320	10/4/2017	270	36,419.24	
1361015	1808264	10/4/2017	270	30,564.49	
1361068	1808310	10/4/2017	270	23,830.80	
1361076	1808322	10/4/2017	270	15,489.04	
1361067	1808309	10/4/2017	270	9,923.17	
1361080	1808319	10/4/2017	270	9,553.00	
1360664	1808219	10/4/2017	270	8,020.00	
1361070	1808312	10/4/2017	270	7,815.59	
1361075	1808317	10/4/2017	270	3,775.00	
1361063	1808305	10/4/2017	270	3,372.25	
1361014	1808263	10/4/2017	270	2,487.61	
1360719	1808238	10/4/2017	270	2,263.00	
1361062	1808304	10/4/2017	270	1,962.00	
1361069	1808311	10/4/2017	270	1,838.80	
1361016	1808265	10/4/2017	270	1,781.59	
1360717	1808236	10/4/2017	270	1,770.00	
1360899	1808251	10/4/2017	270	1,725.00	
1361005	1808252	10/4/2017	270	1,550.00	
1360716	1808235	10/4/2017	270	1,233.38	
1361006	1808253	10/4/2017	270	1,070.00	
1361020	1808268	10/4/2017	270	832.50	
1361018	1808267	10/4/2017	270	830.00	
1361057	1808299	10/4/2017	270	770.00	
1360721	1808240	10/4/2017	270	558.00	
1360714	172701011 AIRS DE	10/4/2017	270	540.00	
1360889	1808241	10/4/2017	270	435.00	
1360712	172701009 AIRS DE	10/4/2017	270	335.70	
1360718	1808237	10/4/2017	270	330.00	
1361078	1808318	10/4/2017	270	300.00	
1361061	1808303	10/4/2017	270	230.00	
1360684	1808223	10/4/2017	270	230.00	
1360685	1808224	10/4/2017	270	225.00	
1361083	1808326	10/4/2017	270	220.00	
1360720	1808239	10/4/2017	270	190.00	
1361059	1808301	10/4/2017	270	150.74	
1361077	1808323	10/4/2017	270	127.50	
1361079	1808324	10/4/2017	270	90.00	
1361058	1808300	10/4/2017	270	73.73	
1360699	172701002	10/4/2017	270	55.00	
1360683	1808222	10/4/2017	270	54.63	
1360891	1808242	10/4/2017	270	53.20	
1360892	1808243	10/4/2017	270	53.20	
1361071	1808313	10/4/2017	270	39.24	
1360890	1808244	10/4/2017	270	33.60	
1361060	1808302	10/4/2017	270	20.60	

Run Date: 6/29/2018
 Run Time: 6:24:16PM

Demand Account Activity

Page: 134
 User: 0

Start Date: 7/1/2017 End Date: 6/29/2018

Jnl. Entry	Ref #	Trx. Date	Ledger	Debit Amount	Credit Amount
1361081	1808325	10/4/2017	270	8.50	
1360698	172701001	10/4/2017	270		847,905.97
1360700	172701003	10/4/2017	270		6,260,747.19
1361036	172701001	10/4/2017	270		23,161,152.30
1361450	1808424	10/5/2017	270	50,334,146.94	
1361451	1808425	10/5/2017	270	20,744,997.16	
1361361	172701007 AIRS TA	10/5/2017	270	6,748,347.78	
1361466	173001001	10/5/2017	270	5,000,000.00	
1361442	172301001	10/5/2017	270	1,000,000.00	
1361452	1808426	10/5/2017	270	419,950.73	
1361453	1808427	10/5/2017	270	297,332.82	
1361331	1808340	10/5/2017	270	193,183.07	
1361334	1808341	10/5/2017	270	145,371.80	
1361491	1808451	10/5/2017	270	143,638.00	
1361494	1808453	10/5/2017	270	138,032.09	
1361454	1808428	10/5/2017	270	71,893.09	
1361352	172701001	10/5/2017	270	50,133.00	
1361362	172701008 AIRS TA	10/5/2017	270	41,904.75	
1361414	1808455	10/5/2017	270	41,568.30	
1361341	1808344	10/5/2017	270	36,071.87	
1361365	172701010 AIRS DE	10/5/2017	270	32,152.25	
1361479	1808450	10/5/2017	270	25,366.98	
1361455	1808429	10/5/2017	270	19,379.59	
1361395	1808380	10/5/2017	270	17,772.52	
1361449	1808423	10/5/2017	270	11,439.09	
1361342	1808351	10/5/2017	270	10,556.86	
1361340	1808350	10/5/2017	270	9,962.48	
1361492	1808457	10/5/2017	270	9,820.26	
1361372	1808361	10/5/2017	270	9,479.00	
1361345	1808354	10/5/2017	270	9,160.00	
1361338	1808349	10/5/2017	270	8,358.40	
1361379	1808363	10/5/2017	270	5,760.00	
1361456	1808430	10/5/2017	270	5,124.00	
1361457	1808431	10/5/2017	270	5,124.00	
1361471	1808442	10/5/2017	270	4,879.00	
1361497	1808454	10/5/2017	270	4,225.28	
1361398	1808383	10/5/2017	270	3,930.32	
1361396	1808381	10/5/2017	270	3,527.55	
1361495	1808458	10/5/2017	270	3,326.01	
1361402	1808387	10/5/2017	270	3,282.72	
1361490	1808456	10/5/2017	270	2,853.69	
1361290	1808338	10/5/2017	270	2,460.00	
1361336	1808342	10/5/2017	270	1,662.00	
1361381	1808365	10/5/2017	270	1,610.00	
1361458	1808432	10/5/2017	270	1,500.00	
1361091	1808345	10/5/2017	270	1,400.00	
1361403	172701002	10/5/2017	270	1,375.00	
1361380	1808364	10/5/2017	270	1,110.00	
1361459	1808433	10/5/2017	270	1,075.50	
1361363	172701009 AIRS DE	10/5/2017	270	1,038.81	
1361478	1808449	10/5/2017	270	999.75	
1361339	1808343	10/5/2017	270	798.87	
1361378	1808362	10/5/2017	270	770.00	
1361467	1808439	10/5/2017	270	692.39	
1361468	1808440	10/5/2017	270	571.28	
1361410	1808388	10/5/2017	270	465.00	

Run Date: 6/29/2018
 Run Time: 6:24:16PM

Demand Account Activity

Start Date: 7/1/2017 End Date: 6/29/2018

Page: 135
 User: 0

Jnl. Entry	Ref #	Trx. Date	Ledger	Debit Amount	Credit Amount
1361344	1808352	10/5/2017	270	425.00	
1361470	1808441	10/5/2017	270	375.25	
1361333	1808346	10/5/2017	270	340.00	
1361460	1808434	10/5/2017	270	299.16	
1361330	1808339	10/5/2017	270	285.00	
1361461	1808435	10/5/2017	270	200.08	
1361399	1808384	10/5/2017	270	195.56	
1361397	1808382	10/5/2017	270	172.55	
1361462	1808436	10/5/2017	270	162.00	
1361366	172701011 AIRS D€	10/5/2017	270	150.00	
1361337	1808348	10/5/2017	270	145.00	
1361463	1808437	10/5/2017	270	144.00	
1361493	1808452	10/5/2017	270	117.04	
1361382	1808366	10/5/2017	270	100.00	
1361335	1808347	10/5/2017	270	72.52	
1361448	1808422	10/5/2017	270	51.37	
1361383	1808367	10/5/2017	270	38.00	
1361384	1808368	10/5/2017	270	38.00	
1361385	1808369	10/5/2017	270	24.00	
1361465	1808438	10/5/2017	270	16.50	
1361411	1808389	10/5/2017	270	10.00	
1361367	172701002	10/5/2017	270		5,045,275.53
1361373	DFA EFT REV 10-5-	10/5/2017	270		37,516.31
1361332	172701001	10/5/2017	270		72,728,993.06
1361404	172701003	10/5/2017	270		1,375.00
1361409	172701005	10/5/2017	270		1,164,122.72
1361439	172701006	10/5/2017	270		7,553,159.88
1361902	Correct Journal Entr	10/6/2017	270	86,000,000.00	
1361887	182701010	10/6/2017	270	82,000,000.00	
1361841	182701007	10/6/2017	270	32,809,846.67	
1361739	172701007 AIRS TA	10/6/2017	270	6,762,122.69	
1361730	172701002	10/6/2017	270	3,804,002.00	
1361866	1808576	10/6/2017	270	2,927,679.55	
1361753	182701001	10/6/2017	270	1,600,000.00	
1361747	1808475	10/6/2017	270	1,021,000.00	
1361901	1808597	10/6/2017	270	750,000.00	
1361763	1808481	10/6/2017	270	271,474.03	
1361765	1808483	10/6/2017	270	233,075.00	
1361767	1808485	10/6/2017	270	168,703.06	
1361867	1808577	10/6/2017	270	73,300.00	
1361744	1808474	10/6/2017	270	71,705.58	
1361764	1808482	10/6/2017	270	62,182.24	
1361740	172701008 AIRS TA	10/6/2017	270	35,596.74	
1361769	1808486	10/6/2017	270	26,520.81	
1361794	1808511	10/6/2017	270	22,852.70	
1361795	1808512	10/6/2017	270	13,982.63	
1361770	1808487	10/6/2017	270	10,321.06	
1361879	1808589	10/6/2017	270	10,198.12	
1361762	1808480	10/6/2017	270	7,587.16	
1361771	1808488	10/6/2017	270	7,305.67	
1361774	1808491	10/6/2017	270	6,468.07	
1361875	1808585	10/6/2017	270	6,399.66	
1361742	172701010 AIRS D€	10/6/2017	270	6,330.89	
1361797	1808514	10/6/2017	270	6,038.00	
1361880	1808595	10/6/2017	270	5,378.87	
1361877	1808587	10/6/2017	270	5,232.00	

Run Date: 6/29/2018
Run Time: 6:24:16PM

Demand Account Activity

Start Date: 7/1/2017 End Date: 6/29/2018

Page: 136
User: 0

Jnl. Entry	Ref #	Trx. Date	Ledger	Debit Amount	Credit Amount
1361792	1808510	10/6/2017	270	5,181.12	
1361775	1808492	10/6/2017	270	4,853.00	
1361798	1808515	10/6/2017	270	4,671.00	
1361773	1808490	10/6/2017	270	4,589.83	
1361799	1808516	10/6/2017	270	4,508.90	
1361750	1808598	10/6/2017	270	4,278.60	
1361898	1808596	10/6/2017	270	3,750.00	
1361779	1808496	10/6/2017	270	3,597.00	
1361777	1808494	10/6/2017	270	3,040.00	
1361862	1808575	10/6/2017	270	2,504.07	
1361868	1808578	10/6/2017	270	2,270.00	
1361781	1808498	10/6/2017	270	2,249.00	
1361758	1808476	10/6/2017	270	2,230.00	
1361766	1808484	10/6/2017	270	2,206.14	
1361869	1808579	10/6/2017	270	1,909.68	
1361870	1808580	10/6/2017	270	1,876.74	
1361800	1808517	10/6/2017	270	1,843.00	
1361801	1808518	10/6/2017	270	1,631.35	
1361876	1808586	10/6/2017	270	1,314.80	
1361803	1808519	10/6/2017	270	1,171.17	
1361871	1808581	10/6/2017	270	1,140.00	
1361873	1808583	10/6/2017	270	1,058.00	
1361804	1808520	10/6/2017	270	994.33	
1361828	182701003	10/6/2017	270	933.33	
1361782	1808499	10/6/2017	270	903.50	
1361791	1808509	10/6/2017	270	710.00	
1361805	1808521	10/6/2017	270	632.29	
1361778	1808495	10/6/2017	270	590.00	
1361741	172701009 AIRS DE	10/6/2017	270	535.40	
1361859	1808574	10/6/2017	270	534.00	
1361790	1808508	10/6/2017	270	505.00	
1361759	1808477	10/6/2017	270	495.00	
1361807	1808522	10/6/2017	270	460.80	
1361772	1808489	10/6/2017	270	420.00	
1361776	1808493	10/6/2017	270	390.00	
1361810	1808523	10/6/2017	270	380.00	
1361796	1808513	10/6/2017	270	378.29	
1361827	1808535	10/6/2017	270	240.00	
1361811	1808524	10/6/2017	270	230.00	
1361813	1808525	10/6/2017	270	220.00	
1361872	1808582	10/6/2017	270	158.59	
1361814	1808526	10/6/2017	270	150.00	
1361783	1808500	10/6/2017	270	110.00	
1361815	1808527	10/6/2017	270	100.00	
1361780	1808497	10/6/2017	270	72.75	
1361817	1808528	10/6/2017	270	50.00	
1361784	1808501	10/6/2017	270	22.80	
1361785	1808502	10/6/2017	270	22.80	
1361818	1808529	10/6/2017	270	20.00	
1361820	1808530	10/6/2017	270	17.00	
1361821	1808531	10/6/2017	270	16.00	
1361786	1808503	10/6/2017	270	14.40	
1361823	1808532	10/6/2017	270	12.00	
1361787	1808504	10/6/2017	270	4.25	
1361824	1808533	10/6/2017	270	4.00	
1361825	1808534	10/6/2017	270	4.00	

Run Date: 6/29/2018
 Run Time: 6:24:16PM

Demand Account Activity

Start Date: 7/1/2017 End Date: 6/29/2018

Page: 137
 User: 0

Jnl. Entry	Ref #	Trx. Date	Ledger	Debit Amount	Credit Amount
1361874	1808584	10/6/2017	270	2.50	
1361751	DFA EFT REV 10/6/	10/6/2017	270		102,786.36
1361729	172701001	10/6/2017	270		930,000.00
1361755	182700902	10/6/2017	270		7,922,988.01
1361835	182701004	10/6/2017	270		933.33
1361840	182701007	10/6/2017	270		128,396,798.65
1361900	Back Out Journal Er	10/6/2017	270		82,000,000.00
1362188	1808670	10/9/2017	270	599,730.66	
1361904	1808601	10/9/2017	270	129,730.00	
1362176	1808649	10/9/2017	270	38,734.77	
1362178	1808650	10/9/2017	270	7,495.74	
1362186	1808669	10/9/2017	270	6,839.50	
1362189	1808659	10/9/2017	270	5,000.00	
1362191	1808660	10/9/2017	270	4,091.00	
1362195	1808662	10/9/2017	270	3,530.00	
1362143	1808625	10/9/2017	270	2,926.57	
1362183	1808655	10/9/2017	270	2,310.75	
1362184	1808656	10/9/2017	270	1,733.06	
1362185	1808657	10/9/2017	270	1,409.76	
1362171	1808648	10/9/2017	270	1,070.00	
1362198	1808664	10/9/2017	270	792.00	
1362197	1808663	10/9/2017	270	670.00	
1362164	1808647	10/9/2017	270	480.00	
1362194	1808661	10/9/2017	270	330.00	
1362187	1808658	10/9/2017	270	320.00	
1362182	1808654	10/9/2017	270	150.00	
1362190	1808671	10/9/2017	270	145.00	
1362173	1808652	10/9/2017	270	100.00	
1362200	1808665	10/9/2017	270	100.00	
1362179	1808651	10/9/2017	270	96.03	
1362181	1808653	10/9/2017	270	50.00	
1362202	1808666	10/9/2017	270	30.40	
1362196	1808667	10/9/2017	270	30.40	
1362199	1808668	10/9/2017	270	19.20	
1362538	172601001	10/10/2017	270	28,000,000.00	
1362554	173001001	10/10/2017	270	28,000,000.00	
1362509	173981001	10/10/2017	270	21,006,000.00	
1362505	172701007 AIRS TA	10/10/2017	270	6,446,562.12	
1362549	1808704	10/10/2017	270	1,925,426.20	
1362496	172701001	10/10/2017	270	1,686,356.78	
1362587	1808736	10/10/2017	270	1,330,392.70	
1362531	172701002	10/10/2017	270	1,012,104.17	
1362618	1808763	10/10/2017	270	988,455.52	
1362541	1808696	10/10/2017	270	519,443.23	
1362543	1808697	10/10/2017	270	509,080.88	
1362551	1808705	10/10/2017	270	420,892.33	
1362552	1808706	10/10/2017	270	230,025.88	
1362207	1808677	10/10/2017	270	229,645.00	
1362539	1808694	10/10/2017	270	199,522.79	
1362557	1808709	10/10/2017	270	193,384.00	
1362559	1808710	10/10/2017	270	183,930.78	
1362540	1808695	10/10/2017	270	165,000.00	
1362586	1808735	10/10/2017	270	132,390.64	
1362562	1808712	10/10/2017	270	116,978.32	
1362558	1808714	10/10/2017	270	93,351.09	
1362599	1808745	10/10/2017	270	87,129.22	

Run Date: 6/29/2018
 Run Time: 6:24:16PM

Demand Account Activity

Page: 138
 User: 0

Start Date: 7/1/2017 End Date: 6/29/2018

Jnl. Entry	Ref #	Trx. Date	Ledger	Debit Amount	Credit Amount
1362506	172701008 AIRS TA	10/10/2017	270	53,855.80	
1362561	1808715	10/10/2017	270	47,401.27	
1362544	1808698	10/10/2017	270	46,529.62	
1362617	1808762	10/10/2017	270	43,598.99	
1362563	1808716	10/10/2017	270	42,282.27	
1362565	1808717	10/10/2017	270	28,942.72	
1362566	1808718	10/10/2017	270	23,413.55	
1362568	1808719	10/10/2017	270	17,389.88	
1362542	1808699	10/10/2017	270	16,847.00	
1362570	1808720	10/10/2017	270	11,400.16	
1362553	1808724	10/10/2017	270	8,571.89	
1362573	1808725	10/10/2017	270	7,526.76	
1362180	1808707	10/10/2017	270	7,494.08	
1362532	1808693	10/10/2017	270	7,082.09	
1362545	1808700	10/10/2017	270	5,581.99	
1362546	1808701	10/10/2017	270	4,912.65	
1362547	1808702	10/10/2017	270	4,728.58	
1362574	1808726	10/10/2017	270	4,418.16	
1362575	1808727	10/10/2017	270	3,741.23	
1362620	1808765	10/10/2017	270	3,326.51	
1362548	1808703	10/10/2017	270	2,109.40	
1362507	172701009 AIRS DE	10/10/2017	270	1,957.02	
1362564	1808721	10/10/2017	270	1,939.63	
1362576	1808728	10/10/2017	270	1,713.00	
1362567	1808722	10/10/2017	270	1,616.94	
1362525	1808713	10/10/2017	270	1,592.29	
1362616	1808761	10/10/2017	270	1,448.53	
1362577	1808729	10/10/2017	270	1,446.01	
1362578	1808730	10/10/2017	270	1,173.24	
1362560	1808711	10/10/2017	270	1,002.80	
1362619	1808764	10/10/2017	270	607.13	
1362569	1808723	10/10/2017	270	566.19	
1362579	1808731	10/10/2017	270	380.00	
1362556	1808708	10/10/2017	270	296.33	
1362582	1808732	10/10/2017	270	115.87	
1362584	1808733	10/10/2017	270	110.00	
1362585	1808734	10/10/2017	270	6.05	
1362497	172701002	10/10/2017	270		2,727,000.00
1362508	172701003	10/10/2017	270		11,902,521.01
1362529	172701001	10/10/2017	270		25,692,504.17
1362533	172701003	10/10/2017	270		1,012,104.17
1362591	172701001	10/10/2017	270		51,593,103.00
1362593	172251001	10/10/2017	270		70,000.00
1362967	172701008	10/11/2017	270	90,000,000.00	
1362918	1808828	10/11/2017	270	61,897,646.50	
1362951	172701007 AIRS TA	10/11/2017	270	20,313,533.75	
1363034	1808908	10/11/2017	270	4,835,733.17	
1363035	1808909	10/11/2017	270	2,386,897.40	
1363001	1808876	10/11/2017	270	632,406.32	
1363002	1808877	10/11/2017	270	304,785.78	
1363003	1808878	10/11/2017	270	144,940.93	
1362891	1808790	10/11/2017	270	139,835.30	
1363004	1808879	10/11/2017	270	117,243.73	
1362892	1808791	10/11/2017	270	115,478.12	
1362630	1808777	10/11/2017	270	106,754.00	
1362995	1808870	10/11/2017	270	99,190.43	

Run Date: 6/29/2018
Run Time: 6:24:16PM

Demand Account Activity

Start Date: 7/1/2017 End Date: 6/29/2018

Page: 139
User: 0

Jnl. Entry	Ref #	Trx. Date	Ledger	Debit Amount	Credit Amount
1363069	1808933	10/11/2017	270	85,000.00	
1363006	1808881	10/11/2017	270	71,263.68	
1362991	1808867	10/11/2017	270	67,437.00	
1363105	1808962	10/11/2017	270	64,602.65	
1362893	1808792	10/11/2017	270	53,896.78	
1363055	1808920	10/11/2017	270	53,668.82	
1363075	1808925	10/11/2017	270	47,744.65	
1363070	1808924	10/11/2017	270	41,362.21	
1362886	1808785	10/11/2017	270	34,521.41	
1363101	1808958	10/11/2017	270	25,656.17	
1362993	1808868	10/11/2017	270	23,100.20	
1363008	1808883	10/11/2017	270	22,917.63	
1362887	1808786	10/11/2017	270	22,729.82	
1363007	1808882	10/11/2017	270	21,144.90	
1362994	1808869	10/11/2017	270	20,697.84	
1362965	1808884	10/11/2017	270	18,801.15	
1363072	1808934	10/11/2017	270	17,963.68	
1362894	1808793	10/11/2017	270	17,658.05	
1362895	1808794	10/11/2017	270	15,487.36	
1362996	1808871	10/11/2017	270	14,831.96	
1362921	1808829	10/11/2017	270	13,755.70	
1363009	1808964	10/11/2017	270	12,725.00	
1363084	1808927	10/11/2017	270	11,210.00	
1362896	1808795	10/11/2017	270	10,833.67	
1362997	1808872	10/11/2017	270	10,710.89	
1362888	1808787	10/11/2017	270	10,419.57	
1363065	1808922	10/11/2017	270	8,110.00	
1362897	1808796	10/11/2017	270	7,467.23	
1363095	1808952	10/11/2017	270	7,044.00	
1362898	1808797	10/11/2017	270	6,894.92	
1363011	1808885	10/11/2017	270	5,177.28	
1363012	1808886	10/11/2017	270	5,114.00	
1362900	1808798	10/11/2017	270	5,061.75	
1362903	1808799	10/11/2017	270	4,858.97	
1363088	1808950	10/11/2017	270	4,567.75	
1363102	1808959	10/11/2017	270	3,742.40	
1362885	1808800	10/11/2017	270	3,469.00	
1363013	1808887	10/11/2017	270	3,442.62	
1363076	1808935	10/11/2017	270	3,385.00	
1363014	1808888	10/11/2017	270	3,380.00	
1362902	1808801	10/11/2017	270	2,957.50	
1363107	1808965	10/11/2017	270	2,835.00	
1363015	1808889	10/11/2017	270	2,674.00	
1362998	1808873	10/11/2017	270	2,579.44	
1363082	1808937	10/11/2017	270	2,540.00	
1363059	1808929	10/11/2017	270	2,401.23	
1363087	1808928	10/11/2017	270	2,170.00	
1362966	172701006	10/11/2017	270	1,497.22	
1363068	1808923	10/11/2017	270	1,400.00	
1363071	1808942	10/11/2017	270	1,350.00	
1362889	1808788	10/11/2017	270	1,317.41	
1363062	1808931	10/11/2017	270	1,210.00	
1363005	1808880	10/11/2017	270	1,158.25	
1363103	1808960	10/11/2017	270	1,156.72	
1362906	1808802	10/11/2017	270	1,016.62	
1363094	1808963	10/11/2017	270	995.00	

Run Date: 6/29/2018
Run Time: 6:24:16PM

Demand Account Activity

Start Date: 7/1/2017 End Date: 6/29/2018

Page: 140
User: 0

Jnl. Entry	Ref #	Trx. Date	Ledger	Debit Amount	Credit Amount
1362908	1808803	10/11/2017	270	986.35	
1363066	1808932	10/11/2017	270	910.00	
1363089	1808939	10/11/2017	270	798.00	
1363067	1808930	10/11/2017	270	797.50	
1362910	1808804	10/11/2017	270	770.00	
1363079	1808936	10/11/2017	270	650.00	
1362914	1808805	10/11/2017	270	620.00	
1362999	1808874	10/11/2017	270	571.16	
1363000	1808875	10/11/2017	270	569.65	
1362916	1808806	10/11/2017	270	500.00	
1362919	1808807	10/11/2017	270	500.00	
1362922	1808808	10/11/2017	270	460.00	
1808809	1808809	10/11/2017	270	450.00	
1363033	1808907	10/11/2017	270	443.00	
1362928	1808810	10/11/2017	270	436.00	
1362930	1808811	10/11/2017	270	431.00	
1362932	1808812	10/11/2017	270	419.00	
1363085	1808949	10/11/2017	270	417.00	
1362933	1808813	10/11/2017	270	407.00	
1363097	1808954	10/11/2017	270	375.00	
1362934	1808814	10/11/2017	270	345.00	
1363016	1808890	10/11/2017	270	331.00	
1363017	1808891	10/11/2017	270	320.00	
1363018	1808892	10/11/2017	270	310.50	
1363100	1808957	10/11/2017	270	300.00	
1362935	1808815	10/11/2017	270	300.00	
1363019	1808893	10/11/2017	270	276.09	
1362920	1808816	10/11/2017	270	269.00	
1363020	1808894	10/11/2017	270	262.00	
1363064	1808921	10/11/2017	270	225.00	
1363021	1808895	10/11/2017	270	215.00	
1363022	1808896	10/11/2017	270	210.00	
1362890	1808789	10/11/2017	270	200.56	
1363086	1808938	10/11/2017	270	200.00	
1362924	1808817	10/11/2017	270	200.00	
1363023	1808897	10/11/2017	270	180.00	
1363073	1808943	10/11/2017	270	160.00	
1363024	1808898	10/11/2017	270	150.00	
1362925	1808818	10/11/2017	270	150.00	
1362926	1808819	10/11/2017	270	145.00	
1363104	1808961	10/11/2017	270	144.00	
1363092	1808940	10/11/2017	270	125.00	
1363025	1808899	10/11/2017	270	120.00	
1363026	1808900	10/11/2017	270	120.00	
1363027	1808901	10/11/2017	270	115.00	
1362927	1808820	10/11/2017	270	110.00	
1362929	1808821	10/11/2017	270	105.00	
1363028	1808902	10/11/2017	270	101.00	
1362905	1808822	10/11/2017	270	96.00	
1362909	1808823	10/11/2017	270	95.00	
1363029	1808903	10/11/2017	270	90.00	
1363093	1808941	10/11/2017	270	90.00	
1363096	1808953	10/11/2017	270	75.00	
1362911	1808824	10/11/2017	270	70.00	
1362913	1808825	10/11/2017	270	65.00	
1363099	1808956	10/11/2017	270	50.00	

Run Date: 6/29/2018
 Run Time: 6:24:16PM

Demand Account Activity

Page: 141
 User: 0

Start Date: 7/1/2017 End Date: 6/29/2018

Jnl. Entry	Ref #	Trx. Date	Ledger	Debit Amount	Credit Amount
1363030	1808904	10/11/2017	270	45.00	
1363080	1808926	10/11/2017	270	45.00	
1363031	1808905	10/11/2017	270	40.00	
1363074	1808944	10/11/2017	270	30.40	
1363077	1808945	10/11/2017	270	30.40	
1363032	1808906	10/11/2017	270	28.00	
1362915	1808826	10/11/2017	270	20.00	
1363081	1808947	10/11/2017	270	20.00	
1363078	1808946	10/11/2017	270	19.20	
1363083	1808948	10/11/2017	270	12.75	
1362917	1808827	10/11/2017	270	8.00	
1363098	1808955	10/11/2017	270	2.50	
1362943	172701002	10/11/2017	270	0.45	
1362937	8007480 EFT REV 1	10/11/2017	270		9,478.95
1362942	172701001	10/11/2017	270		27,450,000.00
1362944	172701003	10/11/2017	270		61,897,646.50
1362945	172701004	10/11/2017	270		14,102,535.94
1362952	172701005	10/11/2017	270		1,497.22
1362968	172701009	10/11/2017	270		20,478,368.17
1362973	172701010	10/11/2017	270		6,293,859.74
1363109	172601001	10/11/2017	270		53,000,000.00
1364189	1809043	10/12/2017	270	189,715,411.51	
1364096	172701007 AIRS TA	10/12/2017	270	12,687,886.46	
1364233	173001001	10/12/2017	270	9,000,000.00	
1364086	1808983	10/12/2017	270	3,946,872.95	
1364162	1809042	10/12/2017	270	1,687,662.58	
1364127	1808993	10/12/2017	270	1,620,500.00	
1364224	1809076	10/12/2017	270	525,505.10	
1364240	1809091	10/12/2017	270	505,301.00	
1364125	1808991	10/12/2017	270	404,960.40	
1364225	1809077	10/12/2017	270	370,761.90	
1364200	1809050	10/12/2017	270	285,086.00	
1364113	1808984	10/12/2017	270	171,369.74	
1364241	1809092	10/12/2017	270	142,425.00	
1364190	1809044	10/12/2017	270	91,261.96	
1364226	1809078	10/12/2017	270	83,092.47	
1364114	1808994	10/12/2017	270	70,913.85	
1364182	1809045	10/12/2017	270	60,895.58	
1364097	172701008 AIRS TA	10/12/2017	270	48,216.86	
1364242	1809093	10/12/2017	270	41,861.59	
1364111	1808981	10/12/2017	270	26,344.67	
1364192	1809046	10/12/2017	270	23,507.32	
1364115	1808985	10/12/2017	270	22,006.42	
1364249	1809100	10/12/2017	270	21,148.00	
1364126	1808992	10/12/2017	270	19,724.37	
1364181	1809041	10/12/2017	270	17,219.95	
1364116	1808986	10/12/2017	270	13,647.57	
1364201	1809051	10/12/2017	270	10,885.69	
1364109	1808979	10/12/2017	270	9,541.00	
1364195	1809047	10/12/2017	270	7,512.45	
1364117	1808987	10/12/2017	270	6,730.29	
1364250	1809101	10/12/2017	270	6,686.88	
1364145	1809008	10/12/2017	270	3,530.00	
1364246	1809097	10/12/2017	270	3,319.02	
1364119	1808988	10/12/2017	270	3,182.93	
1364147	1809010	10/12/2017	270	2,390.00	

Run Date: 6/29/2018
 Run Time: 6:24:16PM

Demand Account Activity

Page: 142
 User: 0

Start Date: 7/1/2017 End Date: 6/29/2018

Jnl. Entry	Ref #	Trx. Date	Ledger	Debit Amount	Credit Amount
1364247	1809098	10/12/2017	270	2,296.00	
1364245	1809096	10/12/2017	270	1,746.00	
1364101	172701003	10/12/2017	270	1,135.56	
1364197	1809048	10/12/2017	270	850.00	
1364243	1809094	10/12/2017	270	825.00	
1364146	1809009	10/12/2017	270	670.00	
1364149	1809012	10/12/2017	270	626.00	
1364098	172701009 AIRS DE	10/12/2017	270	559.18	
1364248	1809099	10/12/2017	270	507.95	
1364120	1808989	10/12/2017	270	475.82	
1364112	1808982	10/12/2017	270	420.00	
1364202	1809052	10/12/2017	270	309.00	
1364198	1809049	10/12/2017	270	285.00	
1364244	1809095	10/12/2017	270	266.50	
1364227	1809079	10/12/2017	270	204.93	
1364148	1809011	10/12/2017	270	200.00	
1364203	1809053	10/12/2017	270	170.00	
1364154	1809017	10/12/2017	270	163.10	
1364110	1808980	10/12/2017	270	161.00	
1364204	1809054	10/12/2017	270	145.00	
1364228	1809080	10/12/2017	270	116.60	
1364123	1808990	10/12/2017	270	107.73	
1364150	1809013	10/12/2017	270	70.00	
1364151	1809014	10/12/2017	270	68.40	
1364152	1809015	10/12/2017	270	68.40	
1364153	1809016	10/12/2017	270	43.20	
1364129	8007485 EFT REV 1	10/12/2017	270		1,301.19
1364088	172701001	10/12/2017	270		1,075,000.00
1364100	172701002	10/12/2017	270		9,617,296.40
1364134	172701004	10/12/2017	270		1,135.56
1364142	173981004	10/12/2017	270		144,667,202.22
1364143	172601001	10/12/2017	270		41,000,000.00
1364184	172701001	10/12/2017	270		25,780,134.85
1364583	172701006	10/13/2017	270	193,317,000.00	
1364630	172601001	10/13/2017	270	93,000,000.00	
1364278	1809124	10/13/2017	270	38,306,287.65	
1364594	172701007 AIRS TA	10/13/2017	270	27,775,577.32	
1364614	1809192	10/13/2017	270	5,183,246.35	
1364642	1809211	10/13/2017	270	1,623,370.55	
1364615	1809193	10/13/2017	270	1,532,803.26	
1364598	172301001	10/13/2017	270	1,000,000.00	
1364624	1809198	10/13/2017	270	782,319.44	
1364270	1809116	10/13/2017	270	755,873.24	
1364597	172701010	10/13/2017	270	711,606.47	
1364655	1809228	10/13/2017	270	476,854.60	
1364579	172701003	10/13/2017	270	350,000.00	
1364617	1809194	10/13/2017	270	303,000.65	
1364657	1809229	10/13/2017	270	296,314.73	
1364664	1809233	10/13/2017	270	270,000.00	
1364652	1809218	10/13/2017	270	252,242.45	
1364618	1809195	10/13/2017	270	183,476.17	
1364625	1809199	10/13/2017	270	170,099.41	
1364595	172701008 AIRS TA	10/13/2017	270	113,345.58	
1364547	1809150	10/13/2017	270	94,498.66	
1364644	1809209	10/13/2017	270	88,636.39	
1364660	1809230	10/13/2017	270	81,865.00	

Run Date: 6/29/2018
 Run Time: 6:24:16PM

Demand Account Activity

Page: 143
 User: 0

Start Date: 7/1/2017 End Date: 6/29/2018

Jnl. Entry	Ref #	Trx. Date	Ledger	Debit Amount	Credit Amount
1364665	1809234	10/13/2017	270	75,000.00	
1364272	1809118	10/13/2017	270	54,035.47	
1364661	1809231	10/13/2017	270	47,371.73	
1364653	1809219	10/13/2017	270	28,343.47	
1364529	1809220	10/13/2017	270	25,610.41	
1364637	1809206	10/13/2017	270	23,105.02	
1364276	1809122	10/13/2017	270	20,990.28	
1364650	1809216	10/13/2017	270	20,564.26	
1364632	1809202	10/13/2017	270	14,444.16	
1364648	1809215	10/13/2017	270	12,890.15	
1364537	1809142	10/13/2017	270	9,810.00	
1364535	1809140	10/13/2017	270	9,790.00	
1364627	1809200	10/13/2017	270	8,304.27	
1364273	1809119	10/13/2017	270	8,012.81	
1364271	1809117	10/13/2017	270	6,348.00	
1364634	1809203	10/13/2017	270	6,205.36	
1364533	1809138	10/13/2017	270	4,660.50	
1364274	1809120	10/13/2017	270	4,478.39	
1364638	1809221	10/13/2017	270	4,306.78	
1364275	1809121	10/13/2017	270	4,097.98	
1364534	1809139	10/13/2017	270	3,064.84	
1364539	1809144	10/13/2017	270	2,669.00	
1364596	172701009 AIRS DE	10/13/2017	270	1,985.69	
1364536	1809141	10/13/2017	270	1,880.00	
1364641	1809208	10/13/2017	270	1,730.82	
1364639	1809207	10/13/2017	270	1,615.00	
1364643	1809223	10/13/2017	270	1,400.85	
1364280	1809126	10/13/2017	270	1,307.00	
1364635	1809204	10/13/2017	270	1,254.39	
1364640	1809222	10/13/2017	270	1,117.59	
1364620	1809196	10/13/2017	270	830.00	
1364538	1809143	10/13/2017	270	800.00	
1364645	1809224	10/13/2017	270	764.96	
1364545	1809149	10/13/2017	270	750.00	
1364550	1809152	10/13/2017	270	600.00	
1364549	1809151	10/13/2017	270	550.00	
1364622	1809197	10/13/2017	270	377.50	
1364540	1809145	10/13/2017	270	220.00	
1364629	1809201	10/13/2017	270	203.70	
1364651	1809217	10/13/2017	270	117.82	
1364279	1809125	10/13/2017	270	102.00	
1364551	1809153	10/13/2017	270	77.24	
1364606	1809214	10/13/2017	270	74.79	
1364277	1809123	10/13/2017	270	72.52	
1364636	1809205	10/13/2017	270	69.19	
1364542	1809146	10/13/2017	270	68.40	
1364543	1809147	10/13/2017	270	68.40	
1364544	1809148	10/13/2017	270	43.20	
1364663	1809232	10/13/2017	270	32.40	
1364658	1809213	10/13/2017	270	1.72	
1364656	1809212	10/13/2017	270	0.69	
1364578	172701002	10/13/2017	270	0.20	
1364531	8007486	10/13/2017	270		23,464.99
1364575	172701001	10/13/2017	270		38,306,287.65
1364580	172701004	10/13/2017	270		1,234,000.00
1364582	172701005	10/13/2017	270		6,620,159.77

Run Date: 6/29/2018
 Run Time: 6:24:16PM

Demand Account Activity

Page: 144
 User: 0

Start Date: 7/1/2017 End Date: 6/29/2018

Jnl. Entry	Ref #	Trx. Date	Ledger	Debit Amount	Credit Amount
1364599	172701011	10/13/2017	270		320,744,769.29
1365152	172701007 AIRS TA	10/16/2017	270	54,628,392.59	
1365281	182701002	10/16/2017	270	31,501,182.34	
1365284	1809369	10/16/2017	270	15,410,946.93	
1365315	1809392	10/16/2017	270	354,351.22	
1365287	182701006	10/16/2017	270	305,344.00	
1365164	1809262	10/16/2017	270	217,883.75	
1365314	1809391	10/16/2017	270	167,175.28	
1365282	1809368	10/16/2017	270	157,711.55	
1365309	1809388	10/16/2017	270	74,074.00	
1365295	1809373	10/16/2017	270	71,565.57	
1365280	1809367	10/16/2017	270	69,874.75	
1365165	1809263	10/16/2017	270	65,125.79	
1365292	1809372	10/16/2017	270	45,824.19	
1365308	1809387	10/16/2017	270	45,598.12	
1365291	1809371	10/16/2017	270	38,158.23	
1365160	1809259	10/16/2017	270	31,237.88	
1365276	1809364	10/16/2017	270	23,942.35	
1365249	1809366	10/16/2017	270	22,441.04	
1365208	1809302	10/16/2017	270	20,784.46	
1365207	1809301	10/16/2017	270	20,345.58	
1365244	1809335	10/16/2017	270	17,400.00	
1365163	1809261	10/16/2017	270	16,866.71	
1365211	1809305	10/16/2017	270	13,083.16	
1365153	172701008 AIRS TA	10/16/2017	270	12,677.24	
1365306	1809385	10/16/2017	270	12,651.25	
1365275	1809363	10/16/2017	270	10,300.07	
1365278	1809365	10/16/2017	270	9,163.77	
1365166	1809264	10/16/2017	270	9,095.77	
1365274	1809362	10/16/2017	270	8,921.00	
1365245	1809336	10/16/2017	270	8,442.65	
1365248	1809339	10/16/2017	270	5,435.55	
1365209	1809303	10/16/2017	270	5,352.50	
1365307	1809386	10/16/2017	270	5,164.00	
1365186	1809280	10/16/2017	270	4,473.00	
1365273	1809361	10/16/2017	270	4,043.50	
1365189	1809283	10/16/2017	270	3,830.29	
1365190	1809284	10/16/2017	270	3,830.28	
1365185	1809279	10/16/2017	270	3,665.00	
1365272	1809360	10/16/2017	270	3,326.01	
1365198	1809292	10/16/2017	270	3,155.00	
1365200	1809294	10/16/2017	270	2,667.00	
1365246	1809337	10/16/2017	270	2,319.09	
1365187	1809281	10/16/2017	270	2,000.00	
1365188	1809282	10/16/2017	270	1,940.00	
1365271	1809359	10/16/2017	270	1,938.86	
1365299	1809377	10/16/2017	270	1,162.50	
1365310	1809389	10/16/2017	270	1,110.00	
1365305	1809384	10/16/2017	270	1,090.14	
1365296	1809376	10/16/2017	270	1,015.00	
1365154	172701009 AIRS DE	10/16/2017	270	899.26	
1365162	1809260	10/16/2017	270	700.34	
1365270	1809358	10/16/2017	270	647.50	
1365199	1809293	10/16/2017	270	610.00	
1365269	1809357	10/16/2017	270	600.00	
1365206	1809300	10/16/2017	270	550.00	

Run Date: 6/29/2018
 Run Time: 6:24:16PM

Demand Account Activity

Start Date: 7/1/2017 End Date: 6/29/2018

Page: 145
 User: 0

Jnl. Entry	Ref #	Trx. Date	Ledger	Debit Amount	Credit Amount
1365268	1809356	10/16/2017	270	473.50	
1365213	1809306	10/16/2017	270	459.00	
1365267	1809355	10/16/2017	270	349.00	
1365313	1809390	10/16/2017	270	340.00	
1365266	1809354	10/16/2017	270	335.00	
1365202	1809296	10/16/2017	270	328.75	
1365204	1809298	10/16/2017	270	275.00	
1365265	1809353	10/16/2017	270	254.00	
1365201	1809295	10/16/2017	270	210.00	
1365264	1809352	10/16/2017	270	155.00	
1365205	1809299	10/16/2017	270	150.00	
1365263	1809351	10/16/2017	270	149.50	
1365184	1809278	10/16/2017	270	132.17	
1365288	1809374	10/16/2017	270	121.94	
1365262	1809350	10/16/2017	270	110.00	
1365261	1809349	10/16/2017	270	95.00	
1365289	1809370	10/16/2017	270	92.97	
1365260	1809348	10/16/2017	270	80.50	
1365259	1809347	10/16/2017	270	80.00	
1365247	1809338	10/16/2017	270	77.17	
1365210	1809304	10/16/2017	270	75.00	
1365258	1809346	10/16/2017	270	75.00	
1365257	1809345	10/16/2017	270	65.00	
1365141	172701002	10/16/2017	270	64.00	
1365195	1809289	10/16/2017	270	62.00	
1365256	1809344	10/16/2017	270	55.00	
1365196	1809290	10/16/2017	270	54.98	
1365192	1809286	10/16/2017	270	53.20	
1365193	1809287	10/16/2017	270	53.20	
1365203	1809297	10/16/2017	270	45.00	
1365254	1809343	10/16/2017	270	42.65	
1365253	1809342	10/16/2017	270	35.00	
1365194	1809288	10/16/2017	270	33.60	
1365252	1809341	10/16/2017	270	16.00	
1365191	1809285	10/16/2017	270	10.57	
1365250	1809340	10/16/2017	270	8.00	
1365177	DFA EFT REV 10/16	10/16/2017	270		3,091.16
1365178	DSMV REV ACCT#	10/16/2017	270		2,869.00
1365169	172701003	10/16/2017	270		6,999,147.71
1365140	172701001	10/16/2017	270		999,000.00
1365285	182701004	10/16/2017	270		37,970,891.24
1365145	172601001	10/16/2017	270		57,000,000.00
1365584	172701007 AIRS TA	10/17/2017	270	127,087,047.02	
1365738	172601001	10/17/2017	270	60,000,000.00	
1365634	172701002	10/17/2017	270	40,000,000.00	
1365683	1809477	10/17/2017	270	2,979,442.37	
1365573	172701002	10/17/2017	270	2,611,921.00	
1365684	1809478	10/17/2017	270	2,545,022.82	
1365667	1809462	10/17/2017	270	762,731.38	
1365614	1809420	10/17/2017	270	578,287.34	
1809524	1809524	10/17/2017	270	490,747.80	
1365586	172701009 AIRS DE	10/17/2017	270	470,616.53	
1365726	1809513	10/17/2017	270	147,720.67	
1365615	1809421	10/17/2017	270	143,099.77	
1365593	1809422	10/17/2017	270	125,368.51	
1365681	1809475	10/17/2017	270	99,748.16	

Run Date: 6/29/2018
 Run Time: 6:24:16PM

Demand Account Activity

Page: 146
 User: 0

Start Date: 7/1/2017 End Date: 6/29/2018

Jnl. Entry	Ref #	Trx. Date	Ledger	Debit Amount	Credit Amount
1365685	1809479	10/17/2017	270	84,164.68	
1365603	1809410	10/17/2017	270	68,805.07	
1365612	1809418	10/17/2017	270	66,714.05	
1365604	1809411	10/17/2017	270	43,404.16	
1365686	1809480	10/17/2017	270	40,276.80	
1365636	172701004	10/17/2017	270	33,664.99	
1365585	172701008 AIRS TA	10/17/2017	270	25,931.58	
1365605	1809412	10/17/2017	270	20,493.39	
1365613	1809419	10/17/2017	270	20,377.74	
1365607	1809413	10/17/2017	270	18,863.84	
1365736	1809520	10/17/2017	270	18,100.00	
1365682	1809476	10/17/2017	270	17,856.87	
1365606	1809414	10/17/2017	270	17,442.61	
1365587	172701010 AIRS DE	10/17/2017	270	16,666.00	
1365609	1809415	10/17/2017	270	10,287.09	
1365632	1809522	10/17/2017	270	7,590.00	
1365610	1809416	10/17/2017	270	5,953.97	
1365734	1809519	10/17/2017	270	4,711.25	
1365692	1809485	10/17/2017	270	3,782.11	
1365693	1809486	10/17/2017	270	3,472.87	
1365699	1809492	10/17/2017	270	3,406.23	
1365662	1809457	10/17/2017	270	3,370.00	
1365728	1809514	10/17/2017	270	3,298.05	
1365611	1809417	10/17/2017	270	3,114.20	
1365664	1809459	10/17/2017	270	3,102.00	
1365729	1809515	10/17/2017	270	3,027.68	
1365725	1809521	10/17/2017	270	2,800.00	
1365687	1809481	10/17/2017	270	2,333.11	
1365694	1809487	10/17/2017	270	2,315.00	
1365688	1809482	10/17/2017	270	2,289.82	
1365727	1809523	10/17/2017	270	1,800.00	
1365689	1809483	10/17/2017	270	900.51	
1365659	1809455	10/17/2017	270	803.00	
1365663	1809458	10/17/2017	270	650.00	
1365672	1809474	10/17/2017	270	645.00	
1365669	1809464	10/17/2017	270	439.63	
1365708	1809518	10/17/2017	270	390.00	
1365695	1809488	10/17/2017	270	360.10	
1365733	1809516	10/17/2017	270	309.00	
1365616	1809423	10/17/2017	270	268.63	
1365665	1809460	10/17/2017	270	260.00	
1365668	1809463	10/17/2017	270	145.11	
1365670	1809465	10/17/2017	270	143.37	
1365691	1809484	10/17/2017	270	137.76	
1365661	1809456	10/17/2017	270	100.00	
1365731	1809517	10/17/2017	270	97.75	
1365714	1809512	10/17/2017	270	50.00	
1365666	1809461	10/17/2017	270	47.00	
1365696	1809489	10/17/2017	270	43.14	
1365730	1809525	10/17/2017	270	30.00	
1365656	1809452	10/17/2017	270	15.20	
1365657	1809453	10/17/2017	270	15.20	
1365658	1809454	10/17/2017	270	9.60	
1365697	1809490	10/17/2017	270	7.41	
1365698	1809491	10/17/2017	270	7.28	
1365580	ETicket Re dsmvacc	10/17/2017	270		100.00

Run Date: 6/29/2018
 Run Time: 6:24:16PM

Demand Account Activity

Page: 147
 User: 0

Start Date: 7/1/2017 End Date: 6/29/2018

Jnl. Entry	Ref #	Trx. Date	Ledger	Debit Amount	Credit Amount
1365594	DFA EFT REV 10/17	10/17/2017	270		81,439.46
1365572	172701001	10/17/2017	270		754,000.00
1365574	172701003	10/17/2017	270		9,704,346.25
1365633	172701001	10/17/2017	270		220,590,580.50
1365635	172701003	10/17/2017	270		33,664.99
1365643	172701005	10/17/2017	270		7,847,410.33
1366104	172701001	10/18/2017	270	60,000,000.00	
1366063	172701007 AIRS TA	10/18/2017	270	32,670,395.85	
1366180	173001001	10/18/2017	270	22,000,000.00	
1366030	1809548	10/18/2017	270	17,804,828.87	
1366025	1809543	10/18/2017	270	10,406,447.09	
1366122	1809605	10/18/2017	270	2,730,590.09	
1366120	1809603	10/18/2017	270	1,410,540.67	
1366187	1809663	10/18/2017	270	362,470.24	
1366068	1809564	10/18/2017	270	301,894.17	
1366123	1809606	10/18/2017	270	286,795.18	
1366138	1809645	10/18/2017	270	253,821.00	
1366188	1809664	10/18/2017	270	201,232.29	
1366141	1809646	10/18/2017	270	179,444.00	
1366179	1809656	10/18/2017	270	99,828.39	
1366182	1809657	10/18/2017	270	74,458.00	
1366124	1809607	10/18/2017	270	73,660.98	
1366082	1809577	10/18/2017	270	61,475.15	
1366125	1809608	10/18/2017	270	58,646.38	
1366126	1809609	10/18/2017	270	57,461.80	
1366127	1809610	10/18/2017	270	51,716.84	
1366128	1809611	10/18/2017	270	40,670.10	
1366129	1809612	10/18/2017	270	27,965.02	
1366160	1809638	10/18/2017	270	25,420.25	
1366064	172701008 AIRS TA	10/18/2017	270	24,229.36	
1366026	1809544	10/18/2017	270	21,962.99	
1366080	1809575	10/18/2017	270	14,300.00	
1366033	1809658	10/18/2017	270	13,951.27	
1366028	1809546	10/18/2017	270	13,452.03	
1366121	1809604	10/18/2017	270	10,636.63	
1366161	1809639	10/18/2017	270	9,996.35	
1366130	1809613	10/18/2017	270	7,144.65	
1366031	1809549	10/18/2017	270	6,399.18	
1366131	1809614	10/18/2017	270	5,763.69	
1366183	1809659	10/18/2017	270	5,585.64	
1366032	1809550	10/18/2017	270	4,877.00	
1366027	1809545	10/18/2017	270	4,838.86	
1366132	1809615	10/18/2017	270	4,755.08	
1366134	1809616	10/18/2017	270	4,216.07	
1366081	1809576	10/18/2017	270	3,115.00	
1366070	1809566	10/18/2017	270	2,820.00	
1366069	1809565	10/18/2017	270	2,701.24	
1366135	1809617	10/18/2017	270	2,264.50	
1366029	1809547	10/18/2017	270	2,103.56	
1366073	1809568	10/18/2017	270	2,009.00	
1366158	1809636	10/18/2017	270	1,613.44	
1366067	172701009 AIRS DE	10/18/2017	270	1,438.94	
1366137	1809618	10/18/2017	270	1,384.86	
1366106	172701003	10/18/2017	270	1,338.33	
1366083	1809578	10/18/2017	270	1,235.00	
1366101	1809600	10/18/2017	270	1,015.00	

Run Date: 6/29/2018
 Run Time: 6:24:16PM

Demand Account Activity

Start Date: 7/1/2017 End Date: 6/29/2018

Page: 148
 User: 0

Jnl. Entry	Ref #	Trx. Date	Ledger	Debit Amount	Credit Amount
1366189	1809665	10/18/2017	270	1,000.00	
1366118	1809601	10/18/2017	270	880.00	
1366119	1809602	10/18/2017	270	830.00	
1366139	1809619	10/18/2017	270	650.00	
1366140	1809620	10/18/2017	270	620.00	
1366163	1809641	10/18/2017	270	599.44	
1366075	1809570	10/18/2017	270	581.00	
1366071	1809567	10/18/2017	270	540.00	
1366190	1809666	10/18/2017	270	511.00	
1366142	1809621	10/18/2017	270	469.00	
1366144	1809622	10/18/2017	270	454.00	
1366145	1809623	10/18/2017	270	450.00	
1366146	1809624	10/18/2017	270	340.00	
1366043	172701003	10/18/2017	270	326.28	
1366184	1809660	10/18/2017	270	180.94	
1366162	1809640	10/18/2017	270	177.95	
1366074	1809569	10/18/2017	270	170.00	
1366034	1809551	10/18/2017	270	169.17	
1366147	1809625	10/18/2017	270	166.55	
1366148	1809626	10/18/2017	270	150.00	
1366186	1809662	10/18/2017	270	135.80	
1366149	1809627	10/18/2017	270	130.00	
1366185	1809661	10/18/2017	270	108.00	
1366150	1809628	10/18/2017	270	100.00	
1366151	1809629	10/18/2017	270	91.00	
1366076	1809571	10/18/2017	270	90.00	
1366152	1809630	10/18/2017	270	75.00	
1366159	1809637	10/18/2017	270	55.00	
1366024	1809542	10/18/2017	270	40.00	
1366153	1809631	10/18/2017	270	35.00	
1366154	1809632	10/18/2017	270	20.00	
1366155	1809633	10/18/2017	270	20.00	
1366156	1809634	10/18/2017	270	8.00	
1366077	1809572	10/18/2017	270	7.60	
1366078	1809573	10/18/2017	270	7.60	
1366079	1809574	10/18/2017	270	4.80	
1366157	1809635	10/18/2017	270	4.00	
1366023	DFA EFT REV 10/18	10/18/2017	270		742,070.40
1366105	172701002	10/18/2017	270		102,290,549.44
1366107	172701004	10/18/2017	270		1,338.33
1366108	172701004	10/18/2017	270		8,314,340.72
1366041	102701001	10/18/2017	270		17,804,828.87
1366042	172701002	10/18/2017	270		1,396,000.00
1366044	172701004	10/18/2017	270		11,197,049.92
1366047	172701005	10/18/2017	270		7,500,000.00
1366929	1809737	10/19/2017	270	59,522,631.86	
1366879	172301002	10/19/2017	270	17,000,000.00	
1366851	172701007 AIRS TA	10/19/2017	270	16,142,169.90	
1366981	Correct Journal Entr	10/19/2017	270	16,000,000.00	
1366871	1809686	10/19/2017	270	1,700,000.00	
1366947	1809745	10/19/2017	270	721,322.45	
1366957	1809747	10/19/2017	270	628,477.08	
1366860	1809676	10/19/2017	270	176,402.87	
1366862	1809677	10/19/2017	270	168,960.33	
1366833	1809675	10/19/2017	270	155,128.00	
1366950	1809759	10/19/2017	270	136,154.44	

Run Date: 6/29/2018
Run Time: 6:24:16PM

Demand Account Activity

Start Date: 7/1/2017 End Date: 6/29/2018

Page: 149
User: 0

Jnl. Entry	Ref #	Trx. Date	Ledger	Debit Amount	Credit Amount
1366948	1809746	10/19/2017	270	123,530.00	
1366931	1809738	10/19/2017	270	86,029.97	
1366958	1809748	10/19/2017	270	84,868.31	
1366932	1809777	10/19/2017	270	78,685.33	
1366863	1809678	10/19/2017	270	53,903.39	
1366920	1809731	10/19/2017	270	48,259.91	
1366852	172701008 AIRS TA	10/19/2017	270	41,939.03	
1366937	1809754	10/19/2017	270	35,653.37	
1366923	1809732	10/19/2017	270	34,289.96	
1366924	1809733	10/19/2017	270	28,415.16	
1366949	1809758	10/19/2017	270	11,792.07	
1366959	1809749	10/19/2017	270	9,553.81	
1366960	1809750	10/19/2017	270	8,988.00	
1366917	1809728	10/19/2017	270	8,818.39	
1366884	1809699	10/19/2017	270	8,132.00	
1366864	1809679	10/19/2017	270	7,880.36	
1366972	1809776	10/19/2017	270	6,864.82	
1366886	1809701	10/19/2017	270	5,610.00	
1366927	1809736	10/19/2017	270	4,714.41	
1366872	1809687	10/19/2017	270	4,410.43	
1366978	1809774	10/19/2017	270	4,320.00	
1366925	1809734	10/19/2017	270	3,950.71	
1366865	1809680	10/19/2017	270	2,017.00	
1366941	1809755	10/19/2017	270	1,700.55	
1366866	1809681	10/19/2017	270	1,609.63	
1366882	1809739	10/19/2017	270	1,480.00	
1366887	1809702	10/19/2017	270	1,080.00	
1366961	1809751	10/19/2017	270	1,037.50	
1366856	172701004	10/19/2017	270	933.33	
1366867	1809682	10/19/2017	270	842.00	
1366888	1809703	10/19/2017	270	790.75	
1366840	172701002	10/19/2017	270	783.32	
1366853	172701009 AIRS DE	10/19/2017	270	686.46	
1366885	1809700	10/19/2017	270	660.00	
1366944	1809756	10/19/2017	270	517.00	
1366928	1809740	10/19/2017	270	487.50	
1366930	1809741	10/19/2017	270	457.43	
1366967	1809775	10/19/2017	270	442.00	
1366901	1809752	10/19/2017	270	400.00	
1366918	1809729	10/19/2017	270	320.00	
1366890	1809705	10/19/2017	270	299.73	
1366919	1809730	10/19/2017	270	226.81	
1366936	1809753	10/19/2017	270	213.56	
1366974	1809772	10/19/2017	270	200.00	
1366975	1809773	10/19/2017	270	197.72	
1366868	1809683	10/19/2017	270	178.50	
1366945	1809757	10/19/2017	270	160.42	
1366953	1809760	10/19/2017	270	106.82	
1366891	1809706	10/19/2017	270	97.00	
1366889	1809704	10/19/2017	270	75.00	
1366869	1809684	10/19/2017	270	73.49	
1366892	1809707	10/19/2017	270	30.40	
1366893	1809708	10/19/2017	270	30.40	
1366894	1809709	10/19/2017	270	19.20	
1366968	1809771	10/19/2017	270	15.00	
1366926	1809735	10/19/2017	270	1.00	

Run Date: 6/29/2018
 Run Time: 6:24:16PM

Demand Account Activity

Page: 150
 User: 0

Start Date: 7/1/2017 End Date: 6/29/2018

Jnl. Entry	Ref #	Trx. Date	Ledger	Debit Amount	Credit Amount
1366870	1809685	10/19/2017	270	1.00	
1366838	172701001	10/19/2017	270		2,188,000.00
1366854	172701003	10/19/2017	270		7,958,909.56
1366857	172701005	10/19/2017	270		933.33
1366881	DFA EFT REV 10/19	10/19/2017	270		6,686.39
1366903	172701001	10/19/2017	270		65,948,721.40
1366906	172701002	10/19/2017	270		19,520,035.86
1366979	Back Out Journal Er	10/19/2017	270		17,000,000.00
1367323	172701001	10/20/2017	270	93,795,378.47	
1367268	172701007 AIRS TA	10/20/2017	270	24,476,439.18	
1367254	173001003	10/20/2017	270	16,000,000.00	
1367392	1809911	10/20/2017	270	15,186,680.14	
1367389	1809909	10/20/2017	270	3,708,661.21	
1367293	1809830	10/20/2017	270	3,014,716.42	
1367296	1809833	10/20/2017	270	2,500,000.00	
1367373	1809897	10/20/2017	270	1,566,331.05	
1367295	1809832	10/20/2017	270	1,200,000.00	
1367419	1809940	10/20/2017	270	581,689.34	
1367243	1809799	10/20/2017	270	465,000.00	
1367269	172701008 AIRS TA	10/20/2017	270	100,369.90	
1367399	1809915	10/20/2017	270	96,858.00	
1367378	1809898	10/20/2017	270	77,401.84	
1367367	1809894	10/20/2017	270	57,198.17	
1367365	1809892	10/20/2017	270	43,164.78	
1367418	1809939	10/20/2017	270	42,308.68	
1367366	1809893	10/20/2017	270	31,165.28	
1367412	172701010 AIRS DE	10/20/2017	270	28,001.47	
1367379	1809899	10/20/2017	270	19,553.54	
1367294	1809831	10/20/2017	270	17,176.58	
1367291	1809828	10/20/2017	270	15,462.86	
1367381	1809901	10/20/2017	270	6,410.00	
1367370	1809895	10/20/2017	270	6,328.44	
1367290	1809827	10/20/2017	270	4,906.29	
1367289	1809826	10/20/2017	270	3,635.00	
1367390	1809910	10/20/2017	270	3,398.48	
1367287	1809824	10/20/2017	270	3,383.00	
1367304	1809841	10/20/2017	270	2,672.53	
1367382	1809902	10/20/2017	270	2,539.20	
1367324	172701002	10/20/2017	270	2,537.50	
1367422	1809943	10/20/2017	270	2,070.00	
1367292	1809829	10/20/2017	270	1,736.07	
1367270	172701009 AIRS DE	10/20/2017	270	1,629.45	
1367417	1809938	10/20/2017	270	1,178.25	
1367386	1809906	10/20/2017	270	1,146.78	
1367380	1809900	10/20/2017	270	1,143.47	
1367387	1809907	10/20/2017	270	1,105.76	
1367426	1809946	10/20/2017	270	915.00	
1367413	1809919	10/20/2017	270	780.00	
1367288	1809825	10/20/2017	270	700.00	
1367430	1809949	10/20/2017	270	680.00	
1367427	1809947	10/20/2017	270	675.00	
1367285	1809822	10/20/2017	270	615.00	
1367410	1809918	10/20/2017	270	500.00	
1367383	1809903	10/20/2017	270	465.94	
1367424	1809944	10/20/2017	270	450.00	
1367425	1809945	10/20/2017	270	400.00	

Run Date: 6/29/2018
 Run Time: 6:24:16PM

Demand Account Activity

Start Date: 7/1/2017 End Date: 6/29/2018

Page: 151
 User: 0

Jnl. Entry	Ref #	Trx. Date	Ledger	Debit Amount	Credit Amount
1367286	1809823	10/20/2017	270	290.00	
1367245	1809801	10/20/2017	270	255.00	
1367003	1809797	10/20/2017	270	242.20	
1367404	1809916	10/20/2017	270	220.00	
1367388	1809908	10/20/2017	270	206.92	
1367242	1809798	10/20/2017	270	200.00	
1367282	1809820	10/20/2017	270	200.00	
1367398	1809914	10/20/2017	270	150.00	
1367429	1809948	10/20/2017	270	150.00	
1367281	1809819	10/20/2017	270	130.00	
1367396	1809912	10/20/2017	270	107.00	
1367397	1809913	10/20/2017	270	102.00	
1367283	1809821	10/20/2017	270	90.00	
1367406	1809917	10/20/2017	270	75.00	
1367415	1809937	10/20/2017	270	74.82	
1367277	1809815	10/20/2017	270	67.90	
1367372	1809896	10/20/2017	270	40.00	
1367414	1809920	10/20/2017	270	38.78	
1367275	1809814	10/20/2017	270	37.44	
1367279	1809817	10/20/2017	270	30.40	
1367280	1809818	10/20/2017	270	30.40	
1367278	1809816	10/20/2017	270	19.20	
1367384	1809904	10/20/2017	270	19.15	
1367244	1809800	10/20/2017	270	17.00	
1367385	1809905	10/20/2017	270	7.74	
1367276	DFA EFT REV 10/20	10/20/2017	270		32,878.88
1367252	172701001	10/20/2017	270		2,760,000.00
1367253	172701002	10/20/2017	270		3,014,716.42
1367271	172701003	10/20/2017	270		5,620,110.09
1367325	172701003	10/20/2017	270		2,537.50
1367369	172701005	10/20/2017	270		141,346,199.64
1367371	172601002	10/20/2017	270		11,000,000.00
1367746	172701003	10/23/2017	270	103,600,000.00	
1367758	172701007 AIRS TA	10/23/2017	270	83,967,697.61	
1367874	1810055	10/23/2017	270	9,715,410.27	
1367787	1809979	10/23/2017	270	8,221,718.14	
1367877	1810046	10/23/2017	270	3,467,364.60	
1367861	1810037	10/23/2017	270	544,841.43	
1367876	1810045	10/23/2017	270	501,420.25	
1367788	1809980	10/23/2017	270	409,139.34	
1367870	1810042	10/23/2017	270	364,574.94	
1367799	1809990	10/23/2017	270	211,320.11	
1367873	1810044	10/23/2017	270	142,780.65	
1367759	172701008 AIRS TA	10/23/2017	270	137,358.34	
1367862	1810047	10/23/2017	270	88,448.06	
1367773	1809969	10/23/2017	270	87,112.66	
1367811	1810001	10/23/2017	270	77,718.83	
1367797	1809989	10/23/2017	270	62,329.20	
1367871	1810043	10/23/2017	270	48,865.28	
1367869	1810053	10/23/2017	270	48,581.89	
1367879	1810050	10/23/2017	270	41,134.23	
1367801	1809992	10/23/2017	270	37,002.51	
1367776	1810048	10/23/2017	270	35,059.00	
1367810	1810000	10/23/2017	270	26,025.68	
1367815	1810005	10/23/2017	270	24,264.55	
1367809	1809999	10/23/2017	270	23,562.24	

Run Date: 6/29/2018
 Run Time: 6:24:16PM

Demand Account Activity

Page: 152
 User: 0

Start Date: 7/1/2017 End Date: 6/29/2018

Jnl. Entry	Ref #	Trx. Date	Ledger	Debit Amount	Credit Amount
1367802	1809993	10/23/2017	270	17,772.52	
1367804	1809995	10/23/2017	270	17,000.00	
1367800	1809991	10/23/2017	270	14,948.30	
1367789	1809981	10/23/2017	270	9,970.00	
1367818	172701003	10/23/2017	270	9,219.29	
1367868	1810041	10/23/2017	270	7,180.73	
1367761	172701010 AIRS DE	10/23/2017	270	5,809.68	
1367812	1810002	10/23/2017	270	5,776.06	
1367803	1809994	10/23/2017	270	4,383.37	
1367760	172701009 AIRS DE	10/23/2017	270	4,282.05	
1367808	1809998	10/23/2017	270	3,251.33	
1367872	1810054	10/23/2017	270	2,938.65	
1367777	1809970	10/23/2017	270	2,760.00	
1367806	1809996	10/23/2017	270	2,398.70	
1367780	1809972	10/23/2017	270	2,190.00	
1367866	1810052	10/23/2017	270	2,141.64	
1367814	1810004	10/23/2017	270	2,086.12	
1367813	1810003	10/23/2017	270	1,348.40	
1367807	1809997	10/23/2017	270	877.00	
1367782	1809974	10/23/2017	270	706.00	
1367778	1809971	10/23/2017	270	510.00	
1367792	1809984	10/23/2017	270	375.00	
1367863	1810051	10/23/2017	270	318.51	
1367793	1809985	10/23/2017	270	300.00	
1367865	1810039	10/23/2017	270	250.00	
1367794	1809986	10/23/2017	270	225.00	
1367795	1809987	10/23/2017	270	225.00	
1367781	1809973	10/23/2017	270	200.00	
1367867	1810040	10/23/2017	270	170.00	
1367790	1809982	10/23/2017	270	150.00	
1367791	1809983	10/23/2017	270	150.00	
1367796	1809988	10/23/2017	270	150.00	
1367875	1810049	10/23/2017	270	95.76	
1367783	1809975	10/23/2017	270	90.00	
1367864	1810038	10/23/2017	270	52.50	
1367784	1809976	10/23/2017	270	22.80	
1367785	1809977	10/23/2017	270	22.80	
1367786	1809978	10/23/2017	270	14.40	
1367744	172701001	10/23/2017	270		0.96
1367745	172701002	10/23/2017	270		5,548,000.00
1367767	172701004	10/23/2017	270		1,338.77
1367772	172701005	10/23/2017	270		6,689,251.49
1367774	DFA EFT REV 10/23	10/23/2017	270		9,060.14
1367884	172701001	10/23/2017	270		73,000,000.00
1367816	172701001	10/23/2017	270		9,219.29
1367819	172701004	10/23/2017	270		96,461,635.96
1367839	172701006	10/23/2017	270		29,858,790.67
1368169	172701007 AIRS TA	10/24/2017	270	80,600,769.73	
1368322	Correct Journal Entr	10/24/2017	270	40,000,000.00	
1368232	172601001	10/24/2017	270	19,000,000.00	
1368258	1810127	10/24/2017	270	6,137,344.09	
1368307	1810159	10/24/2017	270	1,278,362.23	
1368315	172301001	10/24/2017	270	1,000,000.00	
1368321	1810181	10/24/2017	270	825,000.00	
1368277	1810134	10/24/2017	270	765,375.17	
1368207	1810077	10/24/2017	270	525,975.98	

Run Date: 6/29/2018
 Run Time: 6:24:16PM

Demand Account Activity

Start Date: 7/1/2017 End Date: 6/29/2018

Page: 153
 User: 0

Jnl. Entry	Ref #	Trx. Date	Ledger	Debit Amount	Credit Amount
1368276	1810133	10/24/2017	270	494,092.61	
1368208	1810078	10/24/2017	270	404,850.16	
1368205	1810076	10/24/2017	270	265,570.34	
1368266	1810150	10/24/2017	270	255,666.82	
1368170	172701008 AIRS TA	10/24/2017	270	244,644.36	
1368254	1810135	10/24/2017	270	231,231.52	
1368226	1810084	10/24/2017	270	225,380.83	
1368199	1810073	10/24/2017	270	195,685.27	
1368272	1810129	10/24/2017	270	188,956.23	
1368220	1810083	10/24/2017	270	188,034.35	
1368201	1810074	10/24/2017	270	160,617.52	
1368311	1810174	10/24/2017	270	102,367.80	
1368257	1810137	10/24/2017	270	91,965.70	
1368210	1810081	10/24/2017	270	86,384.51	
1368304	1810156	10/24/2017	270	83,320.45	
1368197	1810072	10/24/2017	270	74,000.00	
1368227	1810085	10/24/2017	270	57,900.71	
1368203	1810075	10/24/2017	270	37,462.32	
1368195	1810094	10/24/2017	270	26,463.91	
1368273	1810130	10/24/2017	270	19,566.28	
1368193	1810093	10/24/2017	270	17,822.56	
1368255	1810126	10/24/2017	270	15,737.50	
1368189	1810069	10/24/2017	270	9,138.26	
1368192	1810070	10/24/2017	270	8,500.00	
1368171	172701009 AIRS DE	10/24/2017	270	6,146.33	
1368270	1810128	10/24/2017	270	5,919.10	
1368230	1810088	10/24/2017	270	5,680.40	
1368206	1810080	10/24/2017	270	5,581.99	
1368176	1810079	10/24/2017	270	4,728.58	
1368228	1810086	10/24/2017	270	4,711.20	
1368200	1810096	10/24/2017	270	4,680.41	
1368216	1810082	10/24/2017	270	4,021.36	
1368194	1810071	10/24/2017	270	3,089.57	
1368172	172701010 AIRS DE	10/24/2017	270	2,759.58	
1368313	1810175	10/24/2017	270	2,668.42	
1368212	1810143	10/24/2017	270	2,630.00	
1368303	1810155	10/24/2017	270	2,463.75	
1368267	1810141	10/24/2017	270	2,417.00	
1368198	1810095	10/24/2017	270	2,171.01	
1368209	172701002	10/24/2017	270	1,604.17	
1368252	1810145	10/24/2017	270	1,297.00	
1368264	1810140	10/24/2017	270	1,245.00	
1368229	1810087	10/24/2017	270	1,188.00	
1367849	1810090	10/24/2017	270	1,005.99	
1368256	1810136	10/24/2017	270	966.34	
1368215	1810099	10/24/2017	270	945.00	
1368202	1810097	10/24/2017	270	930.00	
1368274	1810131	10/24/2017	270	910.00	
1368316	1810176	10/24/2017	270	888.17	
1368261	1810138	10/24/2017	270	810.41	
1368221	1810100	10/24/2017	270	722.50	
1368211	1810098	10/24/2017	270	620.00	
1368173	172701011 AIRS DE	10/24/2017	270	495.00	
1368251	1810144	10/24/2017	270	490.00	
1368262	1810139	10/24/2017	270	452.50	
1368259	1810146	10/24/2017	270	330.00	

Run Date: 6/29/2018
 Run Time: 6:24:16PM

Demand Account Activity

Start Date: 7/1/2017 End Date: 6/29/2018

Page: 154
 User: 0

Jnl. Entry	Ref #	Trx. Date	Ledger	Debit Amount	Credit Amount
1368191	1810092	10/24/2017	270	252.87	
1368269	1810142	10/24/2017	270	210.00	
1368309	1810172	10/24/2017	270	180.00	
1368310	1810173	10/24/2017	270	153.00	
1368231	1810089	10/24/2017	270	33.95	
1368306	1810158	10/24/2017	270	26.16	
1368260	1810147	10/24/2017	270	22.80	
1368263	1810148	10/24/2017	270	22.80	
1368190	1810091	10/24/2017	270	20.78	
1368275	1810132	10/24/2017	270	18.06	
1368265	1810149	10/24/2017	270	14.40	
1368305	1810157	10/24/2017	270	13.10	
1368196	8007503 EFT REV 1	10/24/2017	270		17,125.97
1368213	172701003	10/24/2017	270		1,604.17
1368296	172701004	10/24/2017	270		16,891,257.40
1368204	172701001	10/24/2017	270		115,875,682.55
1368175	172701002	10/24/2017	270		11,050,288.13
1368160	172701001	10/24/2017	270		9,304,000.00
1368300	172701006	10/24/2017	270		999,702.50
1368710	172701003	10/25/2017	270	99,500,630.54	
1368630	172701007 AIRS TA	10/25/2017	270	36,800,692.86	
1368761	172301001	10/25/2017	270	18,000,000.00	
1368668	1810218	10/25/2017	270	15,421,218.92	
1368621	172701002	10/25/2017	270	5,005,013.54	
1368787	173001001	10/25/2017	270	3,000,000.00	
1368708	172701001	10/25/2017	270	1,500,625.00	
1368773	1810279	10/25/2017	270	1,225,841.87	
1368785	1810284	10/25/2017	270	1,043,229.36	
1368771	1810278	10/25/2017	270	634,341.59	
1368775	1810280	10/25/2017	270	527,889.38	
1368786	1810285	10/25/2017	270	390,474.66	
1368676	1810229	10/25/2017	270	385,942.76	
1368709	172701002	10/25/2017	270	315,006.45	
1368757	1810269	10/25/2017	270	185,000.00	
1368649	1810221	10/25/2017	270	161,020.00	
1368793	1810300	10/25/2017	270	112,686.78	
1368656	1810212	10/25/2017	270	104,000.00	
1368654	1810211	10/25/2017	270	102,859.31	
1368781	1810282	10/25/2017	270	91,413.20	
1368778	1810287	10/25/2017	270	69,060.00	
1368794	1810301	10/25/2017	270	49,172.20	
1368660	1810224	10/25/2017	270	44,515.00	
1368779	1810281	10/25/2017	270	42,100.23	
1368724	1810286	10/25/2017	270	37,624.00	
1368670	1810226	10/25/2017	270	25,870.00	
1368650	1810210	10/25/2017	270	20,225.74	
1368637	1810220	10/25/2017	270	18,780.27	
1368769	1810276	10/25/2017	270	18,691.78	
1368672	1810227	10/25/2017	270	6,965.00	
1368765	1810273	10/25/2017	270	4,555.80	
1368647	1810219	10/25/2017	270	4,449.83	
1368767	1810275	10/25/2017	270	4,108.50	
1368631	172701008 AIRS TA	10/25/2017	270	3,757.56	
1368766	1810274	10/25/2017	270	2,941.75	
1368644	1810203	10/25/2017	270	2,450.00	
1368770	1810277	10/25/2017	270	2,049.48	

Run Date: 6/29/2018
 Run Time: 6:24:16PM

Demand Account Activity

Start Date: 7/1/2017 End Date: 6/29/2018

Page: 155
 User: 0

Jnl. Entry	Ref #	Trx. Date	Ledger	Debit Amount	Credit Amount
1368653	1810201	10/25/2017	270	1,855.00	
1368792	1810299	10/25/2017	270	1,652.07	
1368658	1810213	10/25/2017	270	1,546.39	
1368783	1810283	10/25/2017	270	1,115.44	
1368762	1810270	10/25/2017	270	1,048.82	
1368664	1810216	10/25/2017	270	951.60	
1368663	1810215	10/25/2017	270	870.75	
1368791	1810298	10/25/2017	270	756.12	
1368763	1810271	10/25/2017	270	646.00	
1368665	1810205	10/25/2017	270	553.00	
1368661	1810214	10/25/2017	270	505.13	
1368657	1810204	10/25/2017	270	460.00	
1368667	1810225	10/25/2017	270	440.00	
1368659	1810202	10/25/2017	270	150.00	
1368666	1810217	10/25/2017	270	147.86	
1368652	1810222	10/25/2017	270	60.00	
1368764	1810272	10/25/2017	270	55.02	
1368671	1810206	10/25/2017	270	50.00	
1368674	1810228	10/25/2017	270	24.25	
1368673	1810207	10/25/2017	270	15.20	
1368675	1810208	10/25/2017	270	15.20	
1368642	1810209	10/25/2017	270	9.60	
1368655	1810223	10/25/2017	270	8.50	
1368636	8007507 EFT REV 1	10/25/2017	270		56,894.00
1368620	172701001	10/25/2017	270		15,421,218.92
1368635	172701003	10/25/2017	270		6,662,761.26
1368723	172701005	10/25/2017	270		160,887,216.05
1368730	172701004	10/25/2017	270		1,500,625.00
1369759	1810406	10/26/2017	270	61,614,398.41	
1369646	172701007 AIRS TA	10/26/2017	270	46,209,459.67	
1369661	1810320	10/26/2017	270	1,500,000.00	
1369652	172701003	10/26/2017	270	1,414,028.62	
1369638	172701002	10/26/2017	270	1,005,000.00	
1369723	172301001	10/26/2017	270	1,000,000.00	
1369809	1810456	10/26/2017	270	780,775.91	
1369764	1810411	10/26/2017	270	766,301.42	
1369761	1810408	10/26/2017	270	530,655.86	
1369821	1810452	10/26/2017	270	381,511.09	
1369672	1810325	10/26/2017	270	338,833.77	
1369692	1810350	10/26/2017	270	203,767.96	
1369663	1810321	10/26/2017	270	170,395.43	
1369658	1810318	10/26/2017	270	170,116.21	
1369762	1810409	10/26/2017	270	169,746.40	
1369676	1810336	10/26/2017	270	130,309.20	
1369660	1810319	10/26/2017	270	119,126.66	
1369734	1810407	10/26/2017	270	104,769.83	
1369648	172701008 AIRS TA	10/26/2017	270	103,367.84	
1369823	1810447	10/26/2017	270	90,000.00	
1369687	1810347	10/26/2017	270	87,035.95	
1369782	1810453	10/26/2017	270	82,340.82	
1369683	1810343	10/26/2017	270	45,670.80	
1369709	1810365	10/26/2017	270	40,760.00	
1369689	1810353	10/26/2017	270	39,286.80	
1369772	1810419	10/26/2017	270	36,146.89	
1369819	1810451	10/26/2017	270	35,720.00	
1369776	1810423	10/26/2017	270	24,430.13	

Run Date: 6/29/2018
Run Time: 6:24:16PM

Demand Account Activity

Start Date: 7/1/2017 End Date: 6/29/2018

Page: 156
User: 0

Jnl. Entry	Ref #	Trx. Date	Ledger	Debit Amount	Credit Amount
1369665	1810322	10/26/2017	270	19,344.58	
1369743	1810387	10/26/2017	270	18,067.52	
1369822	1810446	10/26/2017	270	15,474.00	
1369708	1810364	10/26/2017	270	15,410.00	
1369804	1810438	10/26/2017	270	14,972.19	
1369770	1810417	10/26/2017	270	14,239.10	
1369816	1810450	10/26/2017	270	13,914.44	
1369735	1810379	10/26/2017	270	12,635.00	
1369678	1810338	10/26/2017	270	12,541.77	
1369684	1810344	10/26/2017	270	12,433.83	
1369810	1810454	10/26/2017	270	11,864.05	
1369688	1810348	10/26/2017	270	10,493.26	
1369771	1810418	10/26/2017	270	10,192.41	
1369775	1810422	10/26/2017	270	9,824.28	
1369757	1810405	10/26/2017	270	7,579.63	
1369690	1810349	10/26/2017	270	5,960.66	
1369732	1810377	10/26/2017	270	5,505.00	
1369685	1810345	10/26/2017	270	5,272.21	
1369695	1810351	10/26/2017	270	4,851.00	
1369725	1810376	10/26/2017	270	4,722.12	
1369647	1810352	10/26/2017	270	4,649.50	
1369691	1810354	10/26/2017	270	3,904.56	
1369697	1810357	10/26/2017	270	3,882.00	
1369814	1810457	10/26/2017	270	3,343.84	
1369649	172701009 AIRS DE	10/26/2017	270	2,983.74	
1369694	1810356	10/26/2017	270	2,638.00	
1369677	1810337	10/26/2017	270	2,216.41	
1369783	1810434	10/26/2017	270	2,100.00	
1369798	1810448	10/26/2017	270	1,899.07	
1369651	172701011 AIRS DE	10/26/2017	270	1,890.00	
1369650	172701010 AIRS DE	10/26/2017	270	1,665.94	
1369693	1810355	10/26/2017	270	1,534.97	
1369767	1810414	10/26/2017	270	1,435.00	
1369674	1810335	10/26/2017	270	1,324.38	
1369742	1810386	10/26/2017	270	1,276.20	
1369680	1810340	10/26/2017	270	1,260.00	
1369756	1810404	10/26/2017	270	1,110.90	
1369724	1810380	10/26/2017	270	1,050.00	
1369733	1810378	10/26/2017	270	1,050.00	
1369744	1810388	10/26/2017	270	1,047.37	
1369765	1810412	10/26/2017	270	925.00	
1369679	1810339	10/26/2017	270	756.00	
1369699	1810358	10/26/2017	270	755.00	
1369766	1810413	10/26/2017	270	747.50	
1369736	1810381	10/26/2017	270	667.75	
1369813	1810443	10/26/2017	270	550.00	
1369817	1810444	10/26/2017	270	500.00	
1369768	1810415	10/26/2017	270	500.00	
1369671	1810333	10/26/2017	270	490.00	
1369669	1810332	10/26/2017	270	426.50	
1369711	1810366	10/26/2017	270	415.00	
1369673	1810334	10/26/2017	270	388.20	
1369666	1810330	10/26/2017	270	347.38	
1369705	1810362	10/26/2017	270	345.00	
1369662	1810328	10/26/2017	270	300.00	
1369818	1810445	10/26/2017	270	250.00	

Run Date: 6/29/2018
 Run Time: 6:24:16PM

Demand Account Activity

Start Date: 7/1/2017 End Date: 6/29/2018

Page: 157
 User: 0

Jnl. Entry	Ref #	Trx. Date	Ledger	Debit Amount	Credit Amount
1369701	1810359	10/26/2017	270	250.00	
1369706	1810363	10/26/2017	270	245.00	
1369802	1810436	10/26/2017	270	210.00	
1369769	1810416	10/26/2017	270	200.00	
1369698	1810360	10/26/2017	270	157.00	
1369806	1810440	10/26/2017	270	150.00	
1369659	1810327	10/26/2017	270	150.00	
1368796	1810326	10/26/2017	270	150.00	
1369682	1810342	10/26/2017	270	140.69	
1369704	1810361	10/26/2017	270	130.00	
1369808	1810442	10/26/2017	270	126.00	
1369668	1810323	10/26/2017	270	126.00	
1369738	1810382	10/26/2017	270	125.00	
1369710	1810455	10/26/2017	270	123.90	
1369805	1810439	10/26/2017	270	117.00	
1369681	1810341	10/26/2017	270	111.47	
1369774	1810421	10/26/2017	270	86.17	
1369664	1810329	10/26/2017	270	75.00	
1369803	1810437	10/26/2017	270	51.00	
1369807	1810441	10/26/2017	270	40.00	
1369739	1810383	10/26/2017	270	30.40	
1369740	1810384	10/26/2017	270	30.40	
1369763	1810410	10/26/2017	270	19.99	
1369667	1810331	10/26/2017	270	19.23	
1369741	1810385	10/26/2017	270	19.20	
1369811	1810449	10/26/2017	270	17.44	
1369670	1810324	10/26/2017	270	12.48	
1369773	1810420	10/26/2017	270	9.24	
1369801	1810435	10/26/2017	270	8.50	
1369686	1810346	10/26/2017	270	1.00	
1369703	8007510 EFT REV 1	10/26/2017	270		73,530.15
1369637	172701001	10/26/2017	270		65,405,000.00
1369653	172701004	10/26/2017	270		9,301,264.33
1369655	173981001	10/26/2017	270		15,931,166.67
1369716	172701001	10/26/2017	270		25,121,655.06
1369812	172601001	10/26/2017	270		2,000,000.00
1370379	173981001	10/27/2017	270	99,255,833.33	
1370471	172601001	10/27/2017	270	40,000,000.00	
1370384	173001004	10/27/2017	270	31,000,000.00	
1370375	172701007 AIRS TA	10/27/2017	270	19,893,257.37	
1370496	1810592	10/27/2017	270	4,668,289.36	
1370494	1810590	10/27/2017	270	1,598,909.21	
1370342	1810493	10/27/2017	270	1,516,630.11	
1370482	1810581	10/27/2017	270	843,574.12	
1370345	1810481	10/27/2017	270	590,387.58	
1370445	1810549	10/27/2017	270	342,454.50	
1370363	172701002	10/27/2017	270	270,000.00	
1370446	1810550	10/27/2017	270	243,460.00	
1370495	1810591	10/27/2017	270	232,548.46	
1370425	1810529	10/27/2017	270	135,268.55	
1370356	1810490	10/27/2017	270	112,792.18	
1370376	172701008 AIRS TA	10/27/2017	270	66,652.46	
1370424	1810528	10/27/2017	270	52,494.00	
1370426	1810530	10/27/2017	270	51,875.79	
1370488	1810585	10/27/2017	270	51,743.73	
1370476	1810575	10/27/2017	270	51,079.07	

Run Date: 6/29/2018
Run Time: 6:24:16PM

Demand Account Activity

Start Date: 7/1/2017 End Date: 6/29/2018

Page: 158
User: 0

Jnl. Entry	Ref #	Trx. Date	Ledger	Debit Amount	Credit Amount
1370420	1810526	10/27/2017	270	50,892.43	
1370427	1810531	10/27/2017	270	48,447.02	
1370428	1810532	10/27/2017	270	30,359.48	
1370499	1810599	10/27/2017	270	22,912.08	
1370343	1810486	10/27/2017	270	19,974.25	
1370348	1810487	10/27/2017	270	16,614.43	
1370378	172701010 AIRS DE	10/27/2017	270	13,385.36	
1370351	1810488	10/27/2017	270	11,342.60	
1370340	1810492	10/27/2017	270	9,740.01	
1370483	1810582	10/27/2017	270	9,289.38	
1370429	1810533	10/27/2017	270	8,975.07	
1370418	1810524	10/27/2017	270	8,312.40	
1370449	1810553	10/27/2017	270	8,072.16	
1370485	1810584	10/27/2017	270	7,736.16	
1370353	1810484	10/27/2017	270	7,287.61	
1370498	1810598	10/27/2017	270	7,175.00	
1370490	1810586	10/27/2017	270	5,810.04	
1370422	1810527	10/27/2017	270	5,555.57	
1370346	1810482	10/27/2017	270	4,214.63	
1370334	1810485	10/27/2017	270	3,531.65	
1370430	1810534	10/27/2017	270	3,326.01	
1370349	1810496	10/27/2017	270	3,278.97	
1370438	1810542	10/27/2017	270	2,771.00	
1370381	173981002	10/27/2017	270	2,502.50	
1370436	1810540	10/27/2017	270	2,355.00	
1370431	1810535	10/27/2017	270	2,200.00	
1370419	1810525	10/27/2017	270	2,182.00	
1370447	1810551	10/27/2017	270	2,075.00	
1370354	1810489	10/27/2017	270	1,938.45	
1370417	1810523	10/27/2017	270	1,671.78	
1370484	1810583	10/27/2017	270	1,274.02	
1370433	1810537	10/27/2017	270	1,065.00	
1370478	1810577	10/27/2017	270	910.00	
1370479	1810578	10/27/2017	270	810.00	
1370434	1810538	10/27/2017	270	790.00	
1370448	1810552	10/27/2017	270	644.00	
1370440	1810544	10/27/2017	270	623.00	
1370477	1810576	10/27/2017	270	525.00	
1370492	1810588	10/27/2017	270	500.07	
1370481	1810580	10/27/2017	270	475.00	
1370437	1810541	10/27/2017	270	450.00	
1370435	1810539	10/27/2017	270	300.00	
1370439	1810543	10/27/2017	270	230.00	
1370347	1810495	10/27/2017	270	160.00	
1370432	1810536	10/27/2017	270	130.00	
1370480	1810579	10/27/2017	270	120.00	
1369839	1810479	10/27/2017	270	105.73	
1370491	1810587	10/27/2017	270	85.56	
1370350	1810483	10/27/2017	270	72.52	
1370441	1810545	10/27/2017	270	70.00	
1370442	1810546	10/27/2017	270	68.40	
1370443	1810547	10/27/2017	270	68.40	
1370377	172701009 AIRS DE	10/27/2017	270	44.56	
1370341	1810480	10/27/2017	270	44.49	
1370444	1810548	10/27/2017	270	43.20	
1370344	1810494	10/27/2017	270	25.50	

Run Date: 6/29/2018
 Run Time: 6:24:16PM

Demand Account Activity

Page: 159
 User: 0

Start Date: 7/1/2017 End Date: 6/29/2018

Jnl. Entry	Ref #	Trx. Date	Ledger	Debit Amount	Credit Amount
1370339	1810491	10/27/2017	270	22.80	
1370493	1810589	10/27/2017	270	2.49	
1370383	8007512 EFT REV 1	10/27/2017	270		86,475.19
1370362	172701001	10/27/2017	270		4,975,000.00
1370364	172701003	10/27/2017	270		590,387.58
1370365	172701004	10/27/2017	270		11,213,829.25
1370382	172701005	10/27/2017	270		2,502.50
1370454	172701001	10/27/2017	270		183,902,851.58
1370824	172601001	10/30/2017	270	109,000,000.00	
1370784	172701006	10/30/2017	270	72,064,927.22	
1370756	172701007 AIRS TA	10/30/2017	270	3,505,723.91	
1370836	1810682	10/30/2017	270	2,086,240.42	
1370737	172701002	10/30/2017	270	2,000,000.00	
1370878	1810688	10/30/2017	270	1,016,235.15	
1370794	172301001	10/30/2017	270	1,000,000.00	
1370782	172701005	10/30/2017	270	701,218.75	
1370830	1810681	10/30/2017	270	281,553.75	
1370879	1810686	10/30/2017	270	195,399.26	
1370826	1810675	10/30/2017	270	156,199.51	
1370773	1810642	10/30/2017	270	111,117.96	
1370786	1810647	10/30/2017	270	65,457.97	
1370867	1810715	10/30/2017	270	54,814.04	
1370821	1810680	10/30/2017	270	39,310.08	
1370761	1810636	10/30/2017	270	33,938.79	
1370790	1810648	10/30/2017	270	31,548.04	
1370792	1810649	10/30/2017	270	29,000.00	
1370842	1810692	10/30/2017	270	25,671.39	
1370827	1810676	10/30/2017	270	24,787.20	
1370805	1810674	10/30/2017	270	24,678.52	
1370778	1810646	10/30/2017	270	18,609.10	
1370758	172701009 AIRS DE	10/30/2017	270	16,406.77	
1370762	1810689	10/30/2017	270	16,336.11	
1370871	1810717	10/30/2017	270	16,170.00	
1370838	1810690	10/30/2017	270	14,607.66	
1370828	1810677	10/30/2017	270	11,963.07	
1370757	172701008 AIRS TA	10/30/2017	270	7,541.70	
1370763	1810637	10/30/2017	270	7,493.35	
1370831	1810679	10/30/2017	270	7,037.18	
1370829	1810678	10/30/2017	270	6,907.65	
1370863	1810683	10/30/2017	270	6,319.45	
1370847	1810694	10/30/2017	270	5,564.75	
1370853	1810696	10/30/2017	270	5,517.06	
1370850	1810695	10/30/2017	270	5,289.90	
1370774	1810643	10/30/2017	270	5,248.00	
1370799	1810658	10/30/2017	270	4,438.36	
1370840	1810691	10/30/2017	270	4,224.65	
1370873	1810718	10/30/2017	270	4,095.00	
1370845	1810693	10/30/2017	270	3,734.00	
1370775	1810644	10/30/2017	270	3,640.00	
1370843	1810701	10/30/2017	270	3,498.76	
1370832	1810697	10/30/2017	270	3,223.17	
1370835	1810699	10/30/2017	270	3,054.50	
1370759	172701010 AIRS DE	10/30/2017	270	3,009.76	
1370777	1810645	10/30/2017	270	2,452.96	
1370768	1810629	10/30/2017	270	2,370.00	
1370834	1810698	10/30/2017	270	2,164.00	

Run Date: 6/29/2018
 Run Time: 6:24:16PM

Demand Account Activity

Start Date: 7/1/2017 End Date: 6/29/2018

Page: 160
 User: 0

Jnl. Entry	Ref #	Trx. Date	Ledger	Debit Amount	Credit Amount
1370732	1810627	10/30/2017	270	2,036.00	
1370874	1810720	10/30/2017	270	1,820.00	
1370881	1810687	10/30/2017	270	1,606.23	
1370839	1810700	10/30/2017	270	1,087.00	
1370846	1810702	10/30/2017	270	647.23	
1370772	1810631	10/30/2017	270	623.00	
1370862	1810714	10/30/2017	270	605.00	
1370841	1810705	10/30/2017	270	604.29	
1370766	1810639	10/30/2017	270	531.24	
1370844	1810706	10/30/2017	270	487.00	
1370770	1810630	10/30/2017	270	450.00	
1370848	1810703	10/30/2017	270	438.00	
1370872	1810719	10/30/2017	270	420.00	
1370818	1810704	10/30/2017	270	350.00	
1370854	1810708	10/30/2017	270	314.83	
1370856	1810709	10/30/2017	270	252.00	
1370851	1810707	10/30/2017	270	185.00	
1370765	1810628	10/30/2017	270	180.00	
1370869	1810716	10/30/2017	270	180.00	
1370764	1810638	10/30/2017	270	137.00	
1370852	1810712	10/30/2017	270	137.00	
1370858	1810711	10/30/2017	270	127.00	
1370776	1810632	10/30/2017	270	100.00	
1370877	1810685	10/30/2017	270	71.76	
1370857	1810710	10/30/2017	270	70.00	
1370868	1810684	10/30/2017	270	69.78	
1370769	1810640	10/30/2017	270	30.00	
1370859	1810713	10/30/2017	270	27.00	
1370779	1810633	10/30/2017	270	7.60	
1370780	1810634	10/30/2017	270	7.60	
1370781	1810635	10/30/2017	270	4.80	
1370771	1810641	10/30/2017	270	4.25	
1370735	172701001	10/30/2017	270		3,417,000.00
1370740	172701003	10/30/2017	270		18,672,026.70
1370760	172701004	10/30/2017	270		701,218.75
1370797	172701011	10/30/2017	270		169,957,858.03
1371393	173981004	10/31/2017	270	9,097,524.45	
1371504	1810852	10/31/2017	270	7,500,000.00	
1371338	172701007 AIRS TA	10/31/2017	270	2,870,790.05	
1371508	1810856	10/31/2017	270	1,277,977.87	
1371467	1810810	10/31/2017	270	1,261,179.63	
1371451	1810795	10/31/2017	270	474,650.88	
1371468	1810811	10/31/2017	270	294,890.00	
1371528	1810875	10/31/2017	270	241,000.00	
1371461	1810804	10/31/2017	270	212,000.00	
1371452	1810796	10/31/2017	270	152,236.15	
1371373	1810758	10/31/2017	270	115,715.89	
1371329	172701002	10/31/2017	270		101,003.88
1371454	1810798	10/31/2017	270	84,577.56	
1371510	1810857	10/31/2017	270	56,295.78	
1371505	1810853	10/31/2017	270	44,550.00	
1371465	1810808	10/31/2017	270	28,110.00	
1371339	172701008 AIRS TA	10/31/2017	270	27,702.50	
1371447	1810791	10/31/2017	270	22,960.66	
1371523	1810850	10/31/2017	270	21,422.60	
1371342	172701010 AIRS DE	10/31/2017	270	21,389.83	

Run Date: 6/29/2018
Run Time: 6:24:16PM

Demand Account Activity

Start Date: 7/1/2017 End Date: 6/29/2018

Page: 161
User: 0

Jnl. Entry	Ref #	Trx. Date	Ledger	Debit Amount	Credit Amount
1371371	1810757	10/31/2017	270	20,255.83	
1371450	1810794	10/31/2017	270	16,711.33	
1371448	1810792	10/31/2017	270	11,420.99	
1371507	1810855	10/31/2017	270	8,836.33	
1371380	1810764	10/31/2017	270	8,660.00	
1371370	1810756	10/31/2017	270	8,560.87	
1371363	1810749	10/31/2017	270	8,185.94	
1371506	1810854	10/31/2017	270	8,096.78	
1371449	1810793	10/31/2017	270	5,812.63	
1371511	1810865	10/31/2017	270	5,740.00	
1371361	1810748	10/31/2017	270	5,680.06	
1371526	1810873	10/31/2017	270	4,905.00	
1371460	1810803	10/31/2017	270	4,849.73	
1371360	1810747	10/31/2017	270	4,611.00	
1371492	1810863	10/31/2017	270	3,834.14	
1371341	172701009 AIRS DE	10/31/2017	270	3,280.18	
1371455	1810799	10/31/2017	270	3,066.62	
1371458	1810801	10/31/2017	270	2,691.00	
1371459	1810802	10/31/2017	270	2,458.71	
1371350	172701005	10/31/2017	270	2,271.11	
1371426	1810784	10/31/2017	270	2,125.00	
1371453	1810797	10/31/2017	270	1,878.84	
1371423	1810782	10/31/2017	270	1,632.00	
1371463	1810806	10/31/2017	270	1,195.00	
1371428	1810786	10/31/2017	270	1,086.00	
1371522	1810871	10/31/2017	270	1,000.00	
1371509	1810864	10/31/2017	270	955.21	
1371377	1810761	10/31/2017	270	930.00	
1371462	1810805	10/31/2017	270	860.00	
1371464	1810807	10/31/2017	270	857.50	
1371366	1810750	10/31/2017	270	775.00	
1371369	1810755	10/31/2017	270	661.58	
1371520	1810870	10/31/2017	270	633.26	
1371527	1810874	10/31/2017	270	542.77	
1371519	1810861	10/31/2017	270	503.64	
1371358	1810746	10/31/2017	270	432.35	
1371427	1810785	10/31/2017	270	410.00	
1371466	1810809	10/31/2017	270	400.00	
1371365	1810753	10/31/2017	270	250.00	
1371521	1810862	10/31/2017	270	231.17	
1371456	1810800	10/31/2017	270	201.91	
1371372	1810752	10/31/2017	270	200.00	
1371514	1810867	10/31/2017	270	200.00	
1371524	1810872	10/31/2017	270	200.00	
1371512	1810866	10/31/2017	270	175.00	
1371425	1810783	10/31/2017	270	160.00	
1371516	1810868	10/31/2017	270	150.00	
1371518	1810869	10/31/2017	270	150.00	
1371429	1810787	10/31/2017	270	130.00	
1371368	1810751	10/31/2017	270	100.00	
1371375	1810759	10/31/2017	270	75.00	
1371430	1810788	10/31/2017	270	30.40	
1371431	1810789	10/31/2017	270	30.40	
1371513	1810858	10/31/2017	270	23.71	
1371433	1810790	10/31/2017	270	19.20	
1371367	1810754	10/31/2017	270	17.44	

Run Date: 6/29/2018
 Run Time: 6:24:16PM

Demand Account Activity

Page: 162
 User: 0

Start Date: 7/1/2017 End Date: 6/29/2018

Jnl. Entry	Ref #	Trx. Date	Ledger	Debit Amount	Credit Amount
1371376	1810760	10/31/2017	270	17.00	
1371515	1810859	10/31/2017	270	2.18	
1371517	1810860	10/31/2017	270	0.88	
1371330	172701003	10/31/2017	270	0.38	
1371328	172701001	10/31/2017	270		1,019,000.00
1371349	172701004	10/31/2017	270		2,271.11
1371352	172701006	10/31/2017	270		9,112,828.20
1371490	172701001	10/31/2017	270		10,296,264.86
1371529	172701002	10/31/2017	270		4,000,000.00
1371837	172601001	11/1/2017	270	6,000,000.00	
1371857	Correct Journal Entr	11/1/2017	270	6,000,000.00	
1371761	1810893	11/1/2017	270	3,399,123.89	
1371766	1810897	11/1/2017	270	1,954,454.54	
1371764	1810894	11/1/2017	270	1,058,130.18	
1371801	172301001	11/1/2017	270	1,000,000.00	
1371752	1810885	11/1/2017	270	303,537.09	
1371743	1810884	11/1/2017	270	246,922.00	
1371754	1810896	11/1/2017	270	233,344.81	
1371751	172701003	11/1/2017	270	159,677.73	
1371791	1810917	11/1/2017	270	105,549.00	
1371755	1810887	11/1/2017	270	103,314.02	
1371792	1810918	11/1/2017	270	100,541.00	
1371790	1810916	11/1/2017	270	76,060.48	
1371806	1810929	11/1/2017	270	55,575.62	
1371839	1810968	11/1/2017	270	18,103.72	
1371831	1810966	11/1/2017	270	16,402.65	
1371769	1810895	11/1/2017	270	14,671.81	
1371789	1810915	11/1/2017	270	12,317.51	
1371836	1810967	11/1/2017	270	7,967.08	
1371759	1810882	11/1/2017	270	7,792.34	
1371810	1810930	11/1/2017	270	6,436.78	
1371855	1810978	11/1/2017	270	4,660.00	
1371816	1810934	11/1/2017	270	3,061.50	
1371756	1810888	11/1/2017	270	2,300.00	
1371800	172701002	11/1/2017	270	2,089.58	
1371843	1810969	11/1/2017	270	1,145.75	
1371844	1810970	11/1/2017	270	1,064.64	
1371856	1810964	11/1/2017	270	972.50	
1371811	1810931	11/1/2017	270	907.53	
1371858	1810965	11/1/2017	270	770.00	
1371818	1810935	11/1/2017	270	636.83	
1371820	1810936	11/1/2017	270	533.00	
1371822	1810937	11/1/2017	270	507.00	
1371824	1810938	11/1/2017	270	465.00	
1371841	1810971	11/1/2017	270	440.42	
1371826	1810939	11/1/2017	270	400.00	
1371793	1810944	11/1/2017	270	382.00	
1371832	1810942	11/1/2017	270	372.00	
1371847	1810972	11/1/2017	270	356.03	
1371814	1810946	11/1/2017	270	343.00	
1371812	1810945	11/1/2017	270	341.00	
1371853	1810976	11/1/2017	270	310.00	
1371828	1810940	11/1/2017	270	301.00	
1371849	1810973	11/1/2017	270	296.73	
1371854	1810963	11/1/2017	270	286.00	
1371834	1810943	11/1/2017	270	285.00	

Run Date: 6/29/2018
 Run Time: 6:24:16PM

Demand Account Activity

Page: 163
 User: 0

Start Date: 7/1/2017 End Date: 6/29/2018

Jnl. Entry	Ref #	Trx. Date	Ledger	Debit Amount	Credit Amount
1371829	1810941	11/1/2017	270	258.00	
1371821	1810949	11/1/2017	270	255.00	
1371827	1810952	11/1/2017	270	171.00	
1371835	1810956	11/1/2017	270	162.00	
1371804	1810953	11/1/2017	270	161.00	
1371817	1810947	11/1/2017	270	140.00	
1371830	1810954	11/1/2017	270	135.00	
1371850	1810974	11/1/2017	270	134.54	
1371753	1810886	11/1/2017	270	125.00	
1371819	1810948	11/1/2017	270	95.00	
1371825	1810951	11/1/2017	270	95.00	
1371823	1810950	11/1/2017	270	45.00	
1371851	1810962	11/1/2017	270	42.00	
1371833	1810955	11/1/2017	270	40.00	
1371838	1810957	11/1/2017	270	35.00	
1371846	1810960	11/1/2017	270	35.00	
1371848	1810961	11/1/2017	270	35.00	
1371788	1810914	11/1/2017	270	31.85	
1371768	1810898	11/1/2017	270	31.82	
1371852	1810975	11/1/2017	270	27.25	
1371840	1810958	11/1/2017	270	25.00	
1371770	1810899	11/1/2017	270	17.67	
1371842	1810959	11/1/2017	270	10.00	
1371809	1810977	11/1/2017	270	4.25	
1371760	1810883	11/1/2017	270	1.00	
1371813	1810932	11/1/2017	270	1.00	
1371815	1810933	11/1/2017	270	1.00	
1371799	172701001	11/1/2017	270		8,520,145.17
1371748	172701002	11/1/2017	270		6,332,214.78
1371845	Back Out Journal Er	11/1/2017	270		6,000,000.00
1372157	172701001	11/2/2017	270	72,179,358.33	
1372187	1811060	11/2/2017	270	25,341,365.05	
1372101	172701107 AIRS TA	11/2/2017	270	9,779,550.31	
1372195	1811063	11/2/2017	270	6,271,440.27	
1372192	1811072	11/2/2017	270	393,821.94	
1372124	1811070	11/2/2017	270	386,487.96	
1372188	1811061	11/2/2017	270	219,651.44	
1372151	1811086	11/2/2017	270	119,247.92	
1372118	1810995	11/2/2017	270	111,709.55	
1372193	1811062	11/2/2017	270	97,061.00	
1372102	172701108 AIRS TA	11/2/2017	270	70,943.03	
1372154	1811030	11/2/2017	270	58,829.10	
1372218	1811087	11/2/2017	270	50,200.00	
1372183	1811057	11/2/2017	270	39,260.58	
1372103	172701109 AIRS DE	11/2/2017	270	38,811.79	
1372197	1811064	11/2/2017	270	33,925.27	
1372120	1810996	11/2/2017	270	29,829.20	
1372152	1811029	11/2/2017	270	27,130.00	
1372161	1811034	11/2/2017	270	23,132.86	
1372185	1811058	11/2/2017	270	11,330.01	
1372194	1811069	11/2/2017	270	10,125.79	
1372223	1811088	11/2/2017	270	8,606.93	
1372117	1810991	11/2/2017	270	8,082.83	
1372213	1811089	11/2/2017	270	7,173.60	
1372150	1811028	11/2/2017	270	6,790.00	
1372146	1811014	11/2/2017	270	6,789.00	

Run Date: 6/29/2018
 Run Time: 6:24:16PM

Demand Account Activity

Page: 164
 User: 0

Start Date: 7/1/2017 End Date: 6/29/2018

Jnl. Entry	Ref #	Trx. Date	Ledger	Debit Amount	Credit Amount
1372145	1811026	11/2/2017	270	5,195.74	
1372149	1811016	11/2/2017	270	4,755.00	
1372191	1811068	11/2/2017	270	4,700.00	
1372122	1810997	11/2/2017	270	4,105.74	
1372186	1811059	11/2/2017	270	4,097.61	
1372159	1811033	11/2/2017	270	3,963.30	
1372163	1811035	11/2/2017	270	3,609.57	
1372104	1727011110 AIRS C	11/2/2017	270	3,136.65	
1372216	1811090	11/2/2017	270	3,074.40	
1372156	1811031	11/2/2017	270	2,940.00	
1372143	1811025	11/2/2017	270	2,744.00	
1372141	1811023	11/2/2017	270	1,910.00	
1372139	1811012	11/2/2017	270	1,531.00	
1372166	1811037	11/2/2017	270	1,482.94	
1372096	172701001	11/2/2017	270	1,400.92	
1372158	1811032	11/2/2017	270	1,260.00	
1372116	1810990	11/2/2017	270	1,233.38	
1372147	1811027	11/2/2017	270	1,175.00	
1372169	1811040	11/2/2017	270	1,000.00	
1372148	1811015	11/2/2017	270	900.00	
1372170	1811041	11/2/2017	270	745.00	
1372182	1811056	11/2/2017	270	694.04	
1372113	1810993	11/2/2017	270	657.00	
1372138	1811021	11/2/2017	270	644.00	
1372144	1811013	11/2/2017	270	570.00	
1372140	1811022	11/2/2017	270	370.00	
1372175	1811054	11/2/2017	270	295.47	
1372142	1811024	11/2/2017	270	220.00	
1372215	1811084	11/2/2017	270	206.18	
1372137	1811020	11/2/2017	270	90.00	
1372109	1811011	11/2/2017	270	70.00	
1372115	1810994	11/2/2017	270	62.00	
1372167	1811038	11/2/2017	270	50.00	
1372168	1811039	11/2/2017	270	50.00	
1372164	1811036	11/2/2017	270	41.73	
1372134	1811009	11/2/2017	270	22.80	
1372136	1811010	11/2/2017	270	22.80	
1372219	1811085	11/2/2017	270	21.15	
1372132	1811008	11/2/2017	270	14.40	
1372181	1811055	11/2/2017	270	11.75	
1372133	1811018	11/2/2017	270	7.60	
1372135	1811019	11/2/2017	270	7.60	
1372153	1811017	11/2/2017	270	4.80	
1372119	1810992	11/2/2017	270	4.25	
1372204	172701003	11/2/2017	270		6,597,052.14
1372108	172701002	11/2/2017	270		9,133,096.92
1372205	172601001	11/2/2017	270		100,000,000.00
1372678	172601001	11/3/2017	270	50,000,000.00	
1372670	173001001	11/3/2017	270	31,000,000.00	
1372488	172701002	11/3/2017	270	27,450,000.00	
1372511	172701003	11/3/2017	270	13,000,000.00	
1372496	172701107 AIRS TA	11/3/2017	270	12,551,992.89	
1372568	172701003	11/3/2017	270	997,122.22	
1372673	1811248	11/3/2017	270	752,384.83	
1372671	1811241	11/3/2017	270	707,006.97	
1372659	1811235	11/3/2017	270	456,497.25	

Run Date: 6/29/2018
Run Time: 6:24:16PM

Demand Account Activity

Start Date: 7/1/2017 End Date: 6/29/2018

Page: 165
User: 0

Jnl. Entry	Ref #	Trx. Date	Ledger	Debit Amount	Credit Amount
1372521	1811240	11/3/2017	270	305,716.42	
1372664	1811242	11/3/2017	270	261,352.08	
1372591	1811178	11/3/2017	270	204,289.02	
1372651	1811231	11/3/2017	270	160,899.24	
1372592	1811179	11/3/2017	270	128,349.48	
1372554	1811140	11/3/2017	270	96,773.36	
1372624	1811207	11/3/2017	270	89,161.75	
1372666	1811239	11/3/2017	270	88,662.13	
1372498	172701109 AIRS DE	11/3/2017	270	41,163.08	
1372596	1811183	11/3/2017	270	40,951.14	
1372497	172701108 AIRS TA	11/3/2017	270	30,580.46	
1372597	1811184	11/3/2017	270	29,490.17	
1372662	1811237	11/3/2017	270	25,680.75	
1372602	1811189	11/3/2017	270	25,570.13	
1372599	1811186	11/3/2017	270	14,891.15	
1372663	1811238	11/3/2017	270	14,702.68	
1372660	1811236	11/3/2017	270	13,025.42	
1372657	1811234	11/3/2017	270	10,860.00	
1372668	1811247	11/3/2017	270	10,236.00	
1372667	1811243	11/3/2017	270	9,982.22	
1372552	1811138	11/3/2017	270	7,706.59	
1372656	1811233	11/3/2017	270	5,862.28	
1372600	1811187	11/3/2017	270	5,582.69	
1372549	1811135	11/3/2017	270	4,757.40	
1372601	1811188	11/3/2017	270	4,578.00	
1372535	1811121	11/3/2017	270	4,118.00	
1372669	1811244	11/3/2017	270	4,018.88	
1372654	1811232	11/3/2017	270	4,000.00	
1372605	1811192	11/3/2017	270	2,783.99	
1372537	1811123	11/3/2017	270	2,510.00	
1372598	1811185	11/3/2017	270	2,156.47	
1372545	1811131	11/3/2017	270	2,150.00	
1372593	1811180	11/3/2017	270	2,010.96	
1372604	1811191	11/3/2017	270	1,905.75	
1372594	1811181	11/3/2017	270	1,500.00	
1372544	1811130	11/3/2017	270	1,284.00	
1372539	1811125	11/3/2017	270	1,126.00	
1372603	1811190	11/3/2017	270	1,100.00	
1372625	1811208	11/3/2017	270	785.00	
1372617	1811245	11/3/2017	270	523.95	
1372612	1811196	11/3/2017	270	500.00	
1372538	1811124	11/3/2017	270	490.00	
1372595	1811182	11/3/2017	270	401.00	
1372674	1811249	11/3/2017	270	385.00	
1372611	1811195	11/3/2017	270	350.00	
1372536	1811122	11/3/2017	270	340.00	
1372626	1811210	11/3/2017	270	302.50	
1372609	1811193	11/3/2017	270	279.55	
1372613	1811197	11/3/2017	270	255.00	
1372546	1811132	11/3/2017	270	250.00	
1372610	1811194	11/3/2017	270	250.00	
1372620	1811203	11/3/2017	270	210.00	
1372532	1811246	11/3/2017	270	204.46	
1372550	1811136	11/3/2017	270	160.00	
1372548	1811134	11/3/2017	270	136.00	
1372540	1811126	11/3/2017	270	110.00	

Run Date: 6/29/2018
 Run Time: 6:24:16PM

Demand Account Activity

Page: 166
 User: 0

Start Date: 7/1/2017 End Date: 6/29/2018

Jnl. Entry	Ref #	Trx. Date	Ledger	Debit Amount	Credit Amount
1372499	172701110 AIRS D€	11/3/2017	270	100.00	
1372623	1811206	11/3/2017	270	95.00	
1372547	1811133	11/3/2017	270	51.00	
1372553	1811139	11/3/2017	270	35.00	
1372551	1811137	11/3/2017	270	29.75	
1372618	1811201	11/3/2017	270	28.00	
1372615	1811199	11/3/2017	270	16.00	
1372541	1811127	11/3/2017	270	15.20	
1372542	1811128	11/3/2017	270	15.20	
1372614	1811198	11/3/2017	270	12.00	
1372619	1811202	11/3/2017	270	12.00	
1372675	1811250	11/3/2017	270	10.00	
1372543	1811129	11/3/2017	270	9.60	
1372616	1811200	11/3/2017	270	8.00	
1372622	1811205	11/3/2017	270	8.00	
1372621	1811204	11/3/2017	270	4.00	
1372519	8007515 EFT REV	11/3/2017	270		43,126.82
1372566	172701002	11/3/2017	270		997,122.22
1372534	172701001	11/3/2017	270		10,991,078.89
1372516	172701004	11/3/2017	270		7,464,853.64
1372487	172701001	11/3/2017	270		29,100,000.00
1372665	172701006	11/3/2017	270		89,833,805.89
1372994	173981103	11/6/2017	270	20,066,304.44	
1372919	172701102	11/6/2017	270	17,868,000.00	
1372935	173981101	11/6/2017	270	15,530,000.00	
1372938	Back Out Journal Er	11/6/2017	270	12,000,000.00	
1372927	172701107 AIRS TA	11/6/2017	270	4,900,796.09	
1372955	1811281	11/6/2017	270	2,063,305.20	
1373024	1811334	11/6/2017	270	2,036,168.31	
1373023	1811333	11/6/2017	270	173,430.02	
1373051	1811358	11/6/2017	270	147,941.17	
1373014	1811325	11/6/2017	270	101,058.21	
1372958	1811284	11/6/2017	270	73,473.00	
1373025	1811335	11/6/2017	270	59,180.47	
1372929	172701108 AIRS TA	11/6/2017	270	56,417.92	
1372957	1811283	11/6/2017	270	49,696.68	
1372956	1811282	11/6/2017	270	47,792.57	
1373048	1811356	11/6/2017	270	37,748.31	
1372930	172701109 AIRS D€	11/6/2017	270	22,560.37	
1372961	1811287	11/6/2017	270	18,046.90	
1372962	1811288	11/6/2017	270	15,992.11	
1373055	1811363	11/6/2017	270	13,449.11	
1372993	173981102	11/6/2017	270	12,819.00	
1373050	1811359	11/6/2017	270	10,509.21	
1373022	1811332	11/6/2017	270	9,308.29	
1372960	1811286	11/6/2017	270	8,652.33	
1373049	1811357	11/6/2017	270	7,165.78	
1372959	1811285	11/6/2017	270	6,274.42	
1373013	1811324	11/6/2017	270	6,271.64	
1372967	1811293	11/6/2017	270	5,181.68	
1373054	1811362	11/6/2017	270	3,778.50	
1373018	1811328	11/6/2017	270	3,558.15	
1372963	1811289	11/6/2017	270	3,514.60	
1372932	172701110 AIRS D€	11/6/2017	270	2,946.60	
1372943	1811269	11/6/2017	270	2,415.00	
1372941	1811267	11/6/2017	270	2,340.00	

Run Date: 6/29/2018
 Run Time: 6:24:16PM

Demand Account Activity

Start Date: 7/1/2017 End Date: 6/29/2018

Page: 167
 User: 0

Jnl. Entry	Ref #	Trx. Date	Ledger	Debit Amount	Credit Amount
1373003	1811336	11/6/2017	270	2,150.43	
1373027	1811337	11/6/2017	270	1,849.27	
1373016	1811326	11/6/2017	270	1,626.88	
1373019	1811329	11/6/2017	270	1,399.39	
1373017	1811327	11/6/2017	270	1,326.69	
1373020	1811330	11/6/2017	270	1,155.00	
1373052	1811360	11/6/2017	270	1,105.32	
1373028	1811338	11/6/2017	270	930.39	
1372945	1811271	11/6/2017	270	589.00	
1372951	1811277	11/6/2017	270	512.00	
1372944	1811270	11/6/2017	270	450.00	
1373021	1811331	11/6/2017	270	347.50	
1372942	1811268	11/6/2017	270	200.00	
1372950	1811276	11/6/2017	270	175.00	
1372952	1811278	11/6/2017	270	165.00	
1373012	1811323	11/6/2017	270	164.18	
1372964	1811290	11/6/2017	270	82.18	
1372953	1811279	11/6/2017	270	80.00	
1373044	1811355	11/6/2017	270	75.00	
1372947	1811273	11/6/2017	270	30.40	
1372948	1811274	11/6/2017	270	30.40	
1373053	1811361	11/6/2017	270	30.00	
1372949	1811275	11/6/2017	270	19.20	
1372966	1811292	11/6/2017	270	12.36	
1372965	1811291	11/6/2017	270	11.10	
1372946	1811272	11/6/2017	270	10.00	
1372954	1811280	11/6/2017	270	8.50	
1373056	1811364	11/6/2017	270	8.50	
1372917	172701101	11/6/2017	270		19,000,000.00
1372933	172701103	11/6/2017	270		8,152,908.93
1372992	174721101	11/6/2017	270		12,819.00
1373026	172701104	11/6/2017	270		11,325,329.42
1372676	172601001	11/6/2017	270		12,000,000.00
1373057	Correct Journal Entr	11/6/2017	270		25,000,000.00
1373510	172601001	11/7/2017	270	49,000,000.00	
1373447	172701106	11/7/2017	270	21,000,000.00	
1373372	172701107 AIRS TA	11/7/2017	270	6,977,024.70	
1373426	1811448	11/7/2017	270	3,003,817.08	
1373383	1811417	11/7/2017	270	2,766,726.51	
1373456	1811472	11/7/2017	270	1,246,555.39	
1373484	1811499	11/7/2017	270	1,067,071.33	
1373465	172301101	11/7/2017	270	1,000,000.00	
1373444	1811459	11/7/2017	270	519,320.27	
1373355	1811411	11/7/2017	270	514,487.59	
1373434	1811452	11/7/2017	270	387,053.01	
1373430	1811449	11/7/2017	270	320,912.90	
1373445	1811460	11/7/2017	270	305,445.43	
1373439	1811454	11/7/2017	270	201,696.60	
1373431	1811450	11/7/2017	270	191,762.98	
1373378	1811416	11/7/2017	270	187,027.50	
1373440	1811455	11/7/2017	270	183,555.03	
1373275	1811394	11/7/2017	270	165,699.40	
1373376	172701109 AIRS D€	11/7/2017	270	117,589.38	
1373278	1811397	11/7/2017	270	71,565.57	
1373079	1811384	11/7/2017	270	62,531.25	
1373503	1811514	11/7/2017	270	61,068.12	

Run Date: 6/29/2018
 Run Time: 6:24:16PM

Demand Account Activity

Start Date: 7/1/2017 End Date: 6/29/2018

Page: 168
 User: 0

Jnl. Entry	Ref #	Trx. Date	Ledger	Debit Amount	Credit Amount
1373446	1811461	11/7/2017	270	58,731.40	
1373423	1811445	11/7/2017	270	37,016.79	
1373498	1811510	11/7/2017	270	33,000.00	
1373073	1811377	11/7/2017	270	27,238.43	
1373505	1811516	11/7/2017	270	23,716.83	
1373425	1811447	11/7/2017	270	22,265.95	
1373448	1811462	11/7/2017	270	21,761.27	
1373488	1811502	11/7/2017	270	21,708.44	
1373373	172701108 AIRS TA	11/7/2017	270	20,207.34	
1373077	1811383	11/7/2017	270	19,110.00	
1373485	1811500	11/7/2017	270	18,751.86	
1373384	1811418	11/7/2017	270	15,082.97	
1373084	1811386	11/7/2017	270	14,474.98	
1373507	1811517	11/7/2017	270	14,237.05	
1373460	1811475	11/7/2017	270	13,555.72	
1373496	1811509	11/7/2017	270	10,169.81	
1373070	1811374	11/7/2017	270	9,849.22	
1373424	1811446	11/7/2017	270	9,218.13	
1373504	1811515	11/7/2017	270	8,959.75	
1373499	1811511	11/7/2017	270	8,883.24	
1373074	1811376	11/7/2017	270	7,346.55	
1373080	1811379	11/7/2017	270	7,047.30	
1373422	1811444	11/7/2017	270	6,550.79	
1373443	1811458	11/7/2017	270	5,929.10	
1373441	1811456	11/7/2017	270	5,581.99	
1373276	1811395	11/7/2017	270	5,060.93	
1373442	1811457	11/7/2017	270	4,728.58	
1373420	1811442	11/7/2017	270	4,418.16	
1373501	1811512	11/7/2017	270	3,716.66	
1373458	1811473	11/7/2017	270	3,635.00	
1373386	1811420	11/7/2017	270	3,607.61	
1373082	1811380	11/7/2017	270	2,981.87	
1373352	1811408	11/7/2017	270	2,850.00	
1373065	1811381	11/7/2017	270	2,791.35	
1373395	173981101	11/7/2017	270	2,286.67	
1373421	1811443	11/7/2017	270	2,222.27	
1373354	1811410	11/7/2017	270	2,186.00	
1373071	1811382	11/7/2017	270	1,793.84	
1373277	1811396	11/7/2017	270	1,409.76	
1373459	1811474	11/7/2017	270	1,370.00	
1373078	1811378	11/7/2017	270	1,318.40	
1373455	1811471	11/7/2017	270	1,278.01	
1373385	1811419	11/7/2017	270	1,100.00	
1373415	1811438	11/7/2017	270	1,090.00	
1373379	172701110 AIRS DE	11/7/2017	270	909.00	
1373418	1811441	11/7/2017	270	820.15	
1373274	1811393	11/7/2017	270	817.00	
1373081	1811385	11/7/2017	270	680.32	
1373362	1811406	11/7/2017	270	591.00	
1373414	1811437	11/7/2017	270	577.50	
1373279	1811407	11/7/2017	270	540.00	
1373480	1811495	11/7/2017	270	450.00	
1373495	1811508	11/7/2017	270	300.00	
1373486	1811501	11/7/2017	270	272.24	
1373482	1811497	11/7/2017	270	246.00	
1373353	1811409	11/7/2017	270	180.00	

Run Date: 6/29/2018
 Run Time: 6:24:16PM

Demand Account Activity

Page: 169
 User: 0

Start Date: 7/1/2017 End Date: 6/29/2018

Jnl. Entry	Ref #	Trx. Date	Ledger	Debit Amount	Credit Amount
1373416	1811439	11/7/2017	270	150.00	
1373481	1811496	11/7/2017	270	150.00	
1373069	1811373	11/7/2017	270	115.23	
1373361	1811405	11/7/2017	270	70.00	
1373502	1811513	11/7/2017	270	42.50	
1373492	1811507	11/7/2017	270	34.00	
1373072	1811375	11/7/2017	270	28.83	
1373483	1811498	11/7/2017	270	26.43	
1373272	1811392	11/7/2017	270	17.00	
1373356	1811402	11/7/2017	270	15.20	
1373357	1811403	11/7/2017	270	15.20	
1373359	1811404	11/7/2017	270	9.60	
1373417	1811440	11/7/2017	270	8.25	
1373432	1811451	11/7/2017	270	1.80	
1373436	1811453	11/7/2017	270	1.00	
1373389	DFA EFT REV 11/7/	11/7/2017	270		58,701.82
1373363	172701101	11/7/2017	270		15,693,259.00
1373364	172701102	11/7/2017	270		10,173,465.38
1373388	172701103	11/7/2017	270		26,423,866.76
1373396	172701104	11/7/2017	270		2,286.67
1373401	172701105	11/7/2017	270		36,651,410.27
1373822	1811549	11/8/2017	270	48,440,399.34	
1373949	172601001	11/8/2017	270	15,000,000.00	
1373903	172301001	11/8/2017	270	14,000,000.00	
1373856	172701107 AIRS TA	11/8/2017	270	8,135,703.69	
1373883	1811590	11/8/2017	270	2,144,406.03	
1373828	1811551	11/8/2017	270	684,623.41	
1373515	1811522	11/8/2017	270	600,000.00	
1373884	1811591	11/8/2017	270	599,798.91	
1373930	1811644	11/8/2017	270	190,000.00	
1373943	1811650	11/8/2017	270	178,051.51	
1373816	1811547	11/8/2017	270	70,302.27	
1373857	172701108 AIRS TA	11/8/2017	270	41,694.64	
1373824	1811542	11/8/2017	270	34,475.00	
1373885	1811592	11/8/2017	270	27,809.63	
1373821	1811541	11/8/2017	270	20,451.24	
1373944	1811651	11/8/2017	270	16,797.61	
1373827	1811543	11/8/2017	270	16,610.78	
1373815	1811546	11/8/2017	270	14,281.28	
1373946	1811652	11/8/2017	270	13,385.50	
1373508	1811545	11/8/2017	270	13,030.69	
1374001	1811682	11/8/2017	270	12,054.00	
1373830	1811544	11/8/2017	270	11,641.05	
1373936	1811647	11/8/2017	270	11,473.82	
1373831	1811552	11/8/2017	270	9,090.43	
1373964	1811661	11/8/2017	270	6,806.11	
1373517	1811524	11/8/2017	270	6,170.00	
1373825	1811550	11/8/2017	270	5,935.36	
1373941	1811649	11/8/2017	270	4,493.60	
1373859	172701110 AIRS D€	11/8/2017	270	3,603.99	
1373890	1811597	11/8/2017	270	2,965.00	
1373888	1811595	11/8/2017	270	2,821.00	
1373513	1811521	11/8/2017	270	2,782.02	
1373962	1811660	11/8/2017	270	2,576.51	
1373858	172701109 AIRS D€	11/8/2017	270	2,564.86	
1373957	1811657	11/8/2017	270	2,502.25	

Run Date: 6/29/2018
 Run Time: 6:24:16PM

Demand Account Activity

Page: 170
 User: 0

Start Date: 7/1/2017 End Date: 6/29/2018

Jnl. Entry	Ref #	Trx. Date	Ledger	Debit Amount	Credit Amount
1373959	1811658	11/8/2017	270	2,464.00	
1373950	1811654	11/8/2017	270	1,542.39	
1373963	1811662	11/8/2017	270	885.42	
1373932	1811645	11/8/2017	270	860.00	
1373954	1811656	11/8/2017	270	820.00	
1373952	1811655	11/8/2017	270	695.00	
1373981	1811679	11/8/2017	270	650.00	
1373892	1811599	11/8/2017	270	624.00	
1373891	1811598	11/8/2017	270	560.00	
1373961	1811659	11/8/2017	270	536.00	
1373516	1811523	11/8/2017	270	525.00	
1373948	1811653	11/8/2017	270	472.00	
1373818	1811548	11/8/2017	270	425.52	
1373972	1811667	11/8/2017	270	349.00	
1373958	1811664	11/8/2017	270	325.00	
1373974	1811668	11/8/2017	270	317.00	
1373965	1811663	11/8/2017	270	314.00	
1373810	1811536	11/8/2017	270	305.00	
1373969	1811666	11/8/2017	270	295.00	
1373967	1811665	11/8/2017	270	285.00	
1373886	1811593	11/8/2017	270	230.28	
1373889	1811596	11/8/2017	270	230.00	
1373982	1811672	11/8/2017	270	185.00	
1373985	1811680	11/8/2017	270	182.50	
1373813	1811537	11/8/2017	270	150.00	
1373938	1811648	11/8/2017	270	140.40	
1373983	1811673	11/8/2017	270	140.00	
1373973	1811676	11/8/2017	270	135.00	
1373976	1811670	11/8/2017	270	111.00	
1373893	1811600	11/8/2017	270	110.00	
1373814	1811538	11/8/2017	270	79.30	
1373817	1811539	11/8/2017	270	75.00	
1373970	1811675	11/8/2017	270	65.00	
1373975	1811669	11/8/2017	270	50.00	
1373819	1811540	11/8/2017	270	43.60	
1373894	1811601	11/8/2017	270	38.00	
1373895	1811602	11/8/2017	270	38.00	
1373966	1811674	11/8/2017	270	35.00	
1373978	1811671	11/8/2017	270	27.00	
1373896	1811603	11/8/2017	270	24.00	
1373977	1811677	11/8/2017	270	21.01	
1373934	1811646	11/8/2017	270	8.50	
1373887	1811594	11/8/2017	270	6.55	
1373979	1811678	11/8/2017	270	5.00	
1373832	172701103	11/8/2017	270	0.70	
1373812	DFA EFT REV 11/8/	11/8/2017	270		8,222.44
1373820	172701101	11/8/2017	270		48,440,399.34
1373823	172701102	11/8/2017	270		788,000.00
1373834	172701104	11/8/2017	270		5,652,741.55
1373861	172701105	11/8/2017	270		23,062,716.00
1373902	172701001	11/8/2017	270		12,895,238.38
1375126	1811768	11/9/2017	270	195,766,255.96	
1375040	173981102	11/9/2017	270	93,000,000.00	
1375031	172701107 AIRS TA	11/9/2017	270	7,669,136.57	
1375057	1811709	11/9/2017	270	2,655,773.23	
1375021	172701101	11/9/2017	270	1,000,000.00	

Run Date: 6/29/2018
 Run Time: 6:24:16PM

Demand Account Activity

Start Date: 7/1/2017 End Date: 6/29/2018

Page: 171
 User: 0

Jnl. Entry	Ref #	Trx. Date	Ledger	Debit Amount	Credit Amount
1375173	1811820	11/9/2017	270	875,244.74	
1375054	1811707	11/9/2017	270	748,253.93	
1375115	1811762	11/9/2017	270	741,992.70	
1375048	1811702	11/9/2017	270	375,527.12	
1375119	1811763	11/9/2017	270	349,328.56	
1375096	1811744	11/9/2017	270	195,750.47	
1375056	1811708	11/9/2017	270	186,333.00	
1375047	1811701	11/9/2017	270	170,395.01	
1375046	1811700	11/9/2017	270	128,919.20	
1375032	172701108 AIRS TA	11/9/2017	270	97,138.84	
1375170	1811815	11/9/2017	270	86,538.61	
1375118	1811769	11/9/2017	270	86,250.00	
1375050	1811704	11/9/2017	270	58,368.11	
1375051	1811705	11/9/2017	270	47,049.87	
1375164	1811809	11/9/2017	270	43,753.00	
1375166	1811811	11/9/2017	270	39,086.58	
1375122	1811770	11/9/2017	270	22,632.73	
1375049	1811703	11/9/2017	270	14,831.31	
1375063	1811765	11/9/2017	270	13,200.50	
1375137	1811783	11/9/2017	270	10,380.00	
1375169	1811814	11/9/2017	270	10,353.92	
1375098	1811746	11/9/2017	270	9,854.21	
1375124	1811771	11/9/2017	270	9,656.00	
1375135	1811781	11/9/2017	270	8,226.28	
1375123	1811764	11/9/2017	270	8,210.49	
1375120	1811773	11/9/2017	270	6,330.00	
1375058	1811710	11/9/2017	270	3,850.00	
1375102	1811750	11/9/2017	270	2,789.80	
1375113	1811766	11/9/2017	270	2,241.56	
1375167	1811812	11/9/2017	270	2,235.67	
1375136	1811782	11/9/2017	270	2,100.00	
1375117	1811767	11/9/2017	270	2,044.25	
1375159	1811805	11/9/2017	270	1,925.00	
1375095	1811743	11/9/2017	270	1,809.68	
1375033	172701109 AIRS D€	11/9/2017	270	1,613.11	
1375101	1811749	11/9/2017	270	1,604.00	
1375127	1811774	11/9/2017	270	1,230.00	
1375165	1811810	11/9/2017	270	1,139.25	
1375097	1811745	11/9/2017	270	1,139.21	
1375100	1811748	11/9/2017	270	1,100.00	
1375128	1811775	11/9/2017	270	1,019.00	
1375062	1811772	11/9/2017	270	780.00	
1375133	1811780	11/9/2017	270	776.00	
1375099	1811747	11/9/2017	270	700.00	
1375176	1811822	11/9/2017	270	698.63	
1375114	1811761	11/9/2017	270	675.00	
1375112	1811760	11/9/2017	270	530.00	
1375109	1811757	11/9/2017	270	500.00	
1375168	1811813	11/9/2017	270	481.04	
1375108	1811756	11/9/2017	270	373.00	
1375052	1811706	11/9/2017	270	320.31	
1375042	1811696	11/9/2017	270	307.00	
1375035	172701110 AIRS D€	11/9/2017	270	303.03	
1375107	1811755	11/9/2017	270	300.00	
1375023	172701103	11/9/2017	270	295.23	
1375104	1811752	11/9/2017	270	265.00	

Run Date: 6/29/2018
 Run Time: 6:24:16PM

Demand Account Activity

Start Date: 7/1/2017 End Date: 6/29/2018

Page: 172
 User: 0

Jnl. Entry	Ref #	Trx. Date	Ledger	Debit Amount	Credit Amount
1375106	1811754	11/9/2017	270	205.00	
1375105	1811753	11/9/2017	270	175.00	
1375171	1811816	11/9/2017	270	164.61	
1375161	1811806	11/9/2017	270	150.00	
1375129	1811776	11/9/2017	270	140.00	
1375172	1811817	11/9/2017	270	99.26	
1375162	1811807	11/9/2017	270	75.00	
1375043	1811697	11/9/2017	270	62.00	
1375130	1811777	11/9/2017	270	53.20	
1375131	1811778	11/9/2017	270	53.20	
1375103	1811751	11/9/2017	270	40.00	
1375132	1811779	11/9/2017	270	33.60	
1375163	1811808	11/9/2017	270	26.44	
1375045	1811699	11/9/2017	270	25.00	
1375044	1811698	11/9/2017	270	21.25	
1375110	1811758	11/9/2017	270	16.00	
1375111	1811759	11/9/2017	270	8.00	
1375037	172701104	11/9/2017	270		7,043,640.01
1375121	172701105	11/9/2017	270		39,204,086.46
1375022	172701102	11/9/2017	270		33,500,000.00
1375153	172601001	11/9/2017	270		225,000,000.00
1375696	172701102	11/13/2017	270	173,000,000.00	
1375721	1811844	11/13/2017	270	138,956,330.90	
1375704	173981102	11/13/2017	270	97,150,000.00	
1375893	172601001	11/13/2017	270	38,000,000.00	
1375707	173001103	11/13/2017	270	32,000,000.00	
1375735	172701107 AIRS TA	11/13/2017	270	12,029,040.94	
1375710	1811836	11/13/2017	270	5,442,756.95	
1375876	1811959	11/13/2017	270	996,436.63	
1375855	1811939	11/13/2017	270	701,860.99	
1375875	1811958	11/13/2017	270	506,102.84	
1375714	1811837	11/13/2017	270	407,260.00	
1375697	172701103	11/13/2017	270	270,000.00	
1375845	1811929	11/13/2017	270	236,949.93	
1375852	1811936	11/13/2017	270	216,277.43	
1375856	1811940	11/13/2017	270	205,830.36	
1375846	1811930	11/13/2017	270	190,418.01	
1375740	1811854	11/13/2017	270	100,867.87	
1375849	1811933	11/13/2017	270	98,392.50	
1375858	1811942	11/13/2017	270	51,188.07	
1375848	1811932	11/13/2017	270	33,487.82	
1375877	1811960	11/13/2017	270	29,072.66	
1375706	1811835	11/13/2017	270	13,834.11	
1375838	1811922	11/13/2017	270	11,408.25	
1375748	1811859	11/13/2017	270	10,570.00	
1375718	1811841	11/13/2017	270	9,380.07	
1375772	173981106	11/13/2017	270	9,084.06	
1375739	1811853	11/13/2017	270	8,665.20	
1375741	172701109 airs dsm	11/13/2017	270	7,916.61	
1375847	1811931	11/13/2017	270	7,515.24	
1375762	1811870	11/13/2017	270	6,202.25	
1375871	1811955	11/13/2017	270	5,476.16	
1375758	1811866	11/13/2017	270	4,299.00	
1375761	1811869	11/13/2017	270	3,830.28	
1375722	1811849	11/13/2017	270	3,789.48	
1375857	1811941	11/13/2017	270	3,747.87	

Run Date: 6/29/2018
 Run Time: 6:24:16PM

Demand Account Activity

Start Date: 7/1/2017 End Date: 6/29/2018

Page: 173
 User: 0

Jnl. Entry	Ref #	Trx. Date	Ledger	Debit Amount	Credit Amount
1375760	1811868	11/13/2017	270	2,980.00	
1375709	173981103	11/13/2017	270	2,741.67	
1375850	1811934	11/13/2017	270	2,571.91	
1375720	1811843	11/13/2017	270	2,319.07	
1375851	1811935	11/13/2017	270	1,808.38	
1375880	1811967	11/13/2017	270	1,758.74	
1375837	1811921	11/13/2017	270	1,723.56	
1375756	1811864	11/13/2017	270	1,574.00	
1375842	1811926	11/13/2017	270	1,240.00	
1375853	1811937	11/13/2017	270	983.29	
1375840	1811924	11/13/2017	270	970.00	
1375854	1811938	11/13/2017	270	837.39	
1375839	1811923	11/13/2017	270	617.50	
1375759	1811867	11/13/2017	270	560.00	
1375841	1811925	11/13/2017	270	525.00	
1375738	172701108 AIRS TA	11/13/2017	270	412.54	
1375757	1811865	11/13/2017	270	370.00	
1375844	1811928	11/13/2017	270	310.80	
1375879	1811966	11/13/2017	270	265.39	
1375716	1811839	11/13/2017	270	243.25	
1375873	1811957	11/13/2017	270	178.90	
1375742	1811855	11/13/2017	270	150.00	
1375843	1811927	11/13/2017	270	139.00	
1375755	1811863	11/13/2017	270	120.00	
1375737	1811852	11/13/2017	270	100.00	
1375719	1811842	11/13/2017	270	60.00	
1375715	1811838	11/13/2017	270	49.91	
1375888	1811968	11/13/2017	270	48.50	
1375717	1811840	11/13/2017	270	28.83	
1375872	1811956	11/13/2017	270	18.34	
1375736	1811851	11/13/2017	270	17.44	
1375752	1811860	11/13/2017	270	15.20	
1375753	1811861	11/13/2017	270	15.20	
1375754	1811862	11/13/2017	270	9.60	
1375734	1811850	11/13/2017	270	4.25	
1375713	171701101	11/13/2017	270	1.31	
1375726	DFA EFT REV 11-1:	11/13/2017	270		4,949.98
1375694	172701101	11/13/2017	270		312,404,336.57
1375699	172701104	11/13/2017	270		1,108,000.00
1375700	172701105	11/13/2017	270		138,956,330.90
1375701	172701106	11/13/2017	270		9,555,286.73
1375708	174721101	11/13/2017	270		2,741.67
1375743	172701110	11/13/2017	270		7,604,067.40
1375804	174721102	11/13/2017	270		9,084.06
1375806	173981107	11/13/2017	270		16,090,212.00
1375812	173981108	11/13/2017	270		14,991,009.11
1375824	172701115	11/13/2017	270		20,110.40
1376146	172701107 AIRS TA	11/14/2017	270	32,109,761.90	
1376182	1812009	11/14/2017	270	22,314,639.50	
1376180	1812007	11/14/2017	270	1,172,769.00	
1376164	1811997	11/14/2017	270	489,228.43	
1376147	172701108 AIRS DE	11/14/2017	270	323,936.95	
1376286	1812099	11/14/2017	270	272,929.55	
1376275	1812092	11/14/2017	270	164,377.53	
1376155	1811988	11/14/2017	270	122,489.80	
1376264	1812076	11/14/2017	270	113,176.60	

Run Date: 6/29/2018
 Run Time: 6:24:16PM

Demand Account Activity

Page: 174
 User: 0

Start Date: 7/1/2017 End Date: 6/29/2018

Jnl. Entry	Ref #	Trx. Date	Ledger	Debit Amount	Credit Amount
1376181	1812008	11/14/2017	270	100,682.50	
1376263	1812075	11/14/2017	270	76,879.90	
1376161	1811994	11/14/2017	270	50,004.79	
1376163	1811996	11/14/2017	270	39,945.79	
1376158	1811991	11/14/2017	270	37,338.25	
1376174	1812004	11/14/2017	270	35,000.00	
1375895	1811973	11/14/2017	270	28,310.00	
1375894	1811972	11/14/2017	270	21,030.00	
1376269	1812088	11/14/2017	270	20,630.00	
1376280	1812096	11/14/2017	270	17,938.63	
1376237	1812061	11/14/2017	270	17,861.19	
1376241	1812063	11/14/2017	270	16,733.25	
1375896	1811974	11/14/2017	270	14,880.00	
1376254	1812059	11/14/2017	270	14,810.42	
1376259	1812071	11/14/2017	270	14,341.83	
1376159	1811992	11/14/2017	270	13,030.69	
1376245	1812068	11/14/2017	270	11,286.40	
1376249	1812057	11/14/2017	270	9,143.32	
1376260	1812072	11/14/2017	270	8,563.78	
1375899	1811977	11/14/2017	270	8,140.00	
1375897	1811975	11/14/2017	270	8,100.00	
1376243	1812065	11/14/2017	270	7,063.42	
1376272	1812089	11/14/2017	270	4,935.00	
1376244	1812066	11/14/2017	270	4,598.36	
1376242	1812064	11/14/2017	270	4,176.08	
1376262	1812074	11/14/2017	270	3,888.52	
1376261	1812073	11/14/2017	270	3,472.88	
1376160	1811993	11/14/2017	270	3,404.16	
1376157	1811990	11/14/2017	270	3,087.00	
1376175	172701105	11/14/2017	270	1,973.33	
1376154	1811987	11/14/2017	270	1,920.00	
1376281	1812097	11/14/2017	270	1,701.77	
1376162	1811995	11/14/2017	270	1,469.96	
1376148	172701109 AIRS DE	11/14/2017	270	1,400.90	
1376268	1812086	11/14/2017	270	1,182.30	
1376271	1812090	11/14/2017	270	995.31	
1376133	172701102	11/14/2017	270	977.09	
1376229	1812060	11/14/2017	270	965.99	
1376153	1811986	11/14/2017	270	627.00	
1376248	1812056	11/14/2017	270	552.50	
1376250	1812058	11/14/2017	270	511.18	
1376270	1812087	11/14/2017	270	455.00	
1376239	1812062	11/14/2017	270	354.37	
1376278	1812095	11/14/2017	270	335.00	
1376240	1812055	11/14/2017	270	330.00	
1376274	1812091	11/14/2017	270	272.50	
1376156	1811989	11/14/2017	270	165.93	
1376256	1812069	11/14/2017	270	106.46	
1376276	1812093	11/14/2017	270	60.00	
1376283	1812098	11/14/2017	270	28.83	
1375898	1811976	11/14/2017	270	25.92	
1376150	1812006	11/14/2017	270	20.24	
1376277	1812094	11/14/2017	270	8.50	
1376246	1812067	11/14/2017	270	1.14	
1376258	1812070	11/14/2017	270	0.10	
1376171	DFA EFT REV 11/14	11/14/2017	270		6,014.49

Run Date: 6/29/2018
 Run Time: 6:24:16PM

Demand Account Activity

Start Date: 7/1/2017 End Date: 6/29/2018

Page: 175
 User: 0

Jnl. Entry	Ref #	Trx. Date	Ledger	Debit Amount	Credit Amount
1376132	172701101	11/14/2017	270		727,000.00
1376149	172701103	11/14/2017	270		8,368,632.56
1376167	172701104	11/14/2017	270		1,973.33
1376177	172701106	11/14/2017	270		34,407,495.85
1376188	172701106	11/14/2017	270		8,717,086.31
1376282	172601001	11/14/2017	270		5,000,000.00
1376597	1812117	11/15/2017	270	65,214,265.59	
1376579	172701107 AIRS TA	11/15/2017	270	50,446,576.35	
1376769	172301102	11/15/2017	270	31,000,000.00	
1376591	1812113	11/15/2017	270	13,545,799.71	
1376668	1812231	11/15/2017	270	13,481,695.50	
1376759	1812267	11/15/2017	270	2,000,000.00	
1376601	1812121	11/15/2017	270	1,685,041.04	
1376698	1812200	11/15/2017	270	1,474,892.47	
1376735	1812234	11/15/2017	270	774,709.40	
1376596	1812116	11/15/2017	270	408,800.00	
1376730	1812229	11/15/2017	270	397,000.98	
1376751	1812262	11/15/2017	270	248,278.62	
1376602	1812122	11/15/2017	270	191,683.24	
1376733	1812232	11/15/2017	270	154,115.24	
1376634	172701104	11/15/2017	270	124,696.23	
1376731	1812230	11/15/2017	270	106,699.15	
1376652	1812172	11/15/2017	270	105,279.06	
1376724	1812223	11/15/2017	270	42,413.52	
1376732	1812260	11/15/2017	270	23,631.42	
1376725	1812224	11/15/2017	270	14,325.99	
1376581	172701109 AIRS DE	11/15/2017	270	11,610.00	
1376726	1812225	11/15/2017	270	11,351.31	
1376695	1812198	11/15/2017	270	11,200.00	
1376727	1812226	11/15/2017	270	9,152.08	
1376598	1812118	11/15/2017	270	9,124.19	
1376745	1812254	11/15/2017	270	8,988.00	
1376748	1812257	11/15/2017	270	7,938.49	
1376746	1812255	11/15/2017	270	6,560.17	
1376580	172701108 AIRS DE	11/15/2017	270	6,419.00	
1376284	1812101	11/15/2017	270	6,165.54	
1376734	1812233	11/15/2017	270	5,208.13	
1376728	1812227	11/15/2017	270	4,924.00	
1376729	1812228	11/15/2017	270	3,960.83	
1376691	1812196	11/15/2017	270	3,874.50	
1376718	1812217	11/15/2017	270	3,386.16	
1376593	1812153	11/15/2017	270	3,356.00	
1376600	1812120	11/15/2017	270	3,326.01	
1376719	1812218	11/15/2017	270	2,998.00	
1376636	1812155	11/15/2017	270	2,830.00	
1376641	1812160	11/15/2017	270	2,825.00	
1376603	1812123	11/15/2017	270	2,825.00	
1376626	1812146	11/15/2017	270	2,775.00	
1376643	1812162	11/15/2017	270	2,644.00	
1376624	1812144	11/15/2017	270	2,625.00	
1376291	1812105	11/15/2017	270	2,225.00	
1376650	1812170	11/15/2017	270	1,919.68	
1376749	1812258	11/15/2017	270	1,756.35	
1376287	1812102	11/15/2017	270	1,178.00	
1376645	1812164	11/15/2017	270	1,077.00	
1376743	1812252	11/15/2017	270	942.50	

Run Date: 6/29/2018
Run Time: 6:24:16PM

Demand Account Activity

Start Date: 7/1/2017 End Date: 6/29/2018

Page: 176
User: 0

Jnl. Entry	Ref #	Trx. Date	Ledger	Debit Amount	Credit Amount
1376720	1812219	11/15/2017	270	849.00	
1376273	1812100	11/15/2017	270	836.00	
1376631	1812151	11/15/2017	270	795.00	
1376594	1812114	11/15/2017	270	787.00	
1376721	1812220	11/15/2017	270	753.00	
1376741	1812250	11/15/2017	270	750.00	
1376693	1812197	11/15/2017	270	640.00	
1376622	1812142	11/15/2017	270	618.00	
1376635	1812154	11/15/2017	270	530.00	
1376640	1812159	11/15/2017	270	520.00	
1376623	1812143	11/15/2017	270	510.00	
1376740	1812249	11/15/2017	270	490.00	
1376722	1812221	11/15/2017	270	450.00	
1376723	1812222	11/15/2017	270	415.00	
1376708	1812208	11/15/2017	270	400.00	
1376707	1812209	11/15/2017	270	397.00	
1376290	1812104	11/15/2017	270	350.00	
1376710	1812210	11/15/2017	270	309.67	
1376711	1812211	11/15/2017	270	300.00	
1376712	1812212	11/15/2017	270	290.00	
1376632	1812152	11/15/2017	270	280.00	
1376625	1812145	11/15/2017	270	250.00	
1376289	1812103	11/15/2017	270	250.00	
1376713	1812213	11/15/2017	270	250.00	
1376697	1812199	11/15/2017	270	243.00	
1376642	1812161	11/15/2017	270	220.00	
1376742	1812251	11/15/2017	270	199.00	
1376714	1812214	11/15/2017	270	180.00	
1376644	1812163	11/15/2017	270	170.00	
1376651	1812171	11/15/2017	270	145.50	
1376599	1812119	11/15/2017	270	125.89	
1376621	1812141	11/15/2017	270	110.00	
1376716	1812215	11/15/2017	270	105.00	
1376744	1812253	11/15/2017	270	84.08	
1376717	1812216	11/15/2017	270	80.00	
1376630	1812150	11/15/2017	270	70.00	
1376627	1812147	11/15/2017	270	53.20	
1376628	1812148	11/15/2017	270	53.20	
1376700	1812201	11/15/2017	270	42.92	
1376629	1812149	11/15/2017	270	33.60	
1376702	1812202	11/15/2017	270	32.79	
1376656	1812175	11/15/2017	270	25.00	
1376657	1812176	11/15/2017	270	25.00	
1376704	1812203	11/15/2017	270	24.01	
1376618	1812138	11/15/2017	270	22.80	
1376619	1812139	11/15/2017	270	22.80	
1376706	1812204	11/15/2017	270	21.00	
1376637	1812156	11/15/2017	270	15.20	
1376638	1812157	11/15/2017	270	15.20	
1376620	1812140	11/15/2017	270	14.40	
1376747	1812256	11/15/2017	270	12.50	
1376639	1812158	11/15/2017	270	9.60	
1376595	1812115	11/15/2017	270	8.50	
1376701	1812205	11/15/2017	270	5.00	
1376703	1812206	11/15/2017	270	4.00	
1376705	1812207	11/15/2017	270	1.66	

Run Date: 6/29/2018
 Run Time: 6:24:16PM

Demand Account Activity

Start Date: 7/1/2017 End Date: 6/29/2018

Page: 177
 User: 0

Jnl. Entry	Ref #	Trx. Date	Ledger	Debit Amount	Credit Amount
1376514	DFA EFT REV 11/15/2017	11/15/2017	270		36,451.00
1376687	172701105	11/15/2017	270		80,242,489.44
1376688	172701106	11/15/2017	270		29,806,913.04
1376570	172701101	11/15/2017	270		65,214,265.59
1376590	172701102	11/15/2017	270		5,985,922.68
1377143	172701107 AIRS TA	11/16/2017	270	97,173,434.16	
1377151	1812369	11/16/2017	270	53,982,479.61	
1377218	1812421	11/16/2017	270	8,242,746.26	
1377214	1812418	11/16/2017	270	2,133,239.05	
1377073	1812298	11/16/2017	270	490,000.00	
1377075	1812300	11/16/2017	270	460,000.00	
1377155	1812370	11/16/2017	270	359,309.85	
1377054	1812279	11/16/2017	270	220,998.00	
1377079	1812304	11/16/2017	270	176,084.90	
1377085	1812307	11/16/2017	270	133,857.05	
1377147	172701108 AIRS TA	11/16/2017	270	130,323.83	
1377078	1812303	11/16/2017	270	91,000.00	
1377071	1812296	11/16/2017	270	85,000.00	
1377070	1812295	11/16/2017	270	80,000.00	
1377196	1812402	11/16/2017	270	72,598.34	
1377062	1812287	11/16/2017	270	70,460.59	
1377068	1812293	11/16/2017	270	62,000.00	
1377069	1812294	11/16/2017	270	60,000.00	
1377110	1812335	11/16/2017	270	53,173.60	
1377186	1812403	11/16/2017	270	53,173.08	
1377107	1812332	11/16/2017	270	51,041.28	
1377064	1812289	11/16/2017	270	48,351.82	
1377212	1812417	11/16/2017	270	45,119.50	
1377066	1812291	11/16/2017	270	40,000.00	
1377139	1812360	11/16/2017	270	38,260.45	
1377140	1812361	11/16/2017	270	32,229.25	
1377108	1812333	11/16/2017	270	30,000.00	
1377144	1812364	11/16/2017	270	26,561.71	
1377056	1812281	11/16/2017	270	26,270.97	
1377065	1812290	11/16/2017	270	25,346.12	
1377202	1812412	11/16/2017	270	21,971.43	
1377094	1812318	11/16/2017	270	19,000.00	
1377055	1812280	11/16/2017	270	16,700.00	
1377074	1812299	11/16/2017	270	16,000.00	
1377193	1812399	11/16/2017	270	15,814.89	
1377058	1812283	11/16/2017	270	13,361.05	
1377077	1812302	11/16/2017	270	13,000.00	
1377061	1812286	11/16/2017	270	11,246.40	
1377067	1812292	11/16/2017	270	11,000.00	
1377194	1812400	11/16/2017	270	11,000.00	
1377101	1812325	11/16/2017	270	10,780.00	
1377215	1812419	11/16/2017	270	9,315.68	
1377072	1812297	11/16/2017	270	8,500.00	
1377148	1812367	11/16/2017	270	7,083.50	
1377189	1812396	11/16/2017	270	6,416.07	
1377191	1812397	11/16/2017	270	4,994.00	
1377149	1812368	11/16/2017	270	4,393.66	
1377099	1812323	11/16/2017	270	4,210.00	
1377192	1812398	11/16/2017	270	3,026.23	
1377076	1812301	11/16/2017	270	3,000.00	
1377150	172701109 AIRS DE	11/16/2017	270	2,620.60	

Run Date: 6/29/2018
 Run Time: 6:24:16PM

Demand Account Activity

Page: 178
 User: 0

Start Date: 7/1/2017 End Date: 6/29/2018

Jnl. Entry	Ref #	Trx. Date	Ledger	Debit Amount	Credit Amount
1377177	1812387	11/16/2017	270	2,561.51	
1377187	1812404	11/16/2017	270	2,101.05	
1377109	1812334	11/16/2017	270	1,341.59	
1377093	1812317	11/16/2017	270	1,200.00	
1377172	1812383	11/16/2017	270	1,120.00	
1377178	1812388	11/16/2017	270	1,094.00	
1377100	1812324	11/16/2017	270	900.00	
1377098	1812322	11/16/2017	270	800.00	
1377060	1812285	11/16/2017	270	494.00	
1377141	1812362	11/16/2017	270	450.00	
1377113	1812338	11/16/2017	270	439.00	
1377179	1812389	11/16/2017	270	364.00	
1377171	1812382	11/16/2017	270	360.00	
1377180	1812390	11/16/2017	270	350.00	
1377181	1812391	11/16/2017	270	347.08	
1377175	1812395	11/16/2017	270	310.55	
1377182	1812392	11/16/2017	270	300.00	
1377112	1812337	11/16/2017	270	259.00	
1377057	1812282	11/16/2017	270	250.00	
1377063	1812288	11/16/2017	270	226.53	
1377173	1812384	11/16/2017	270	110.00	
1377183	1812393	11/16/2017	270	100.00	
1377195	1812401	11/16/2017	270	93.05	
1377142	1812363	11/16/2017	270	75.00	
1377185	1812394	11/16/2017	270	70.00	
1377146	1812366	11/16/2017	270	37.58	
1377174	1812385	11/16/2017	270	35.00	
1377201	1812411	11/16/2017	270	34.88	
1377095	1812319	11/16/2017	270	30.40	
1377096	1812320	11/16/2017	270	30.40	
1377059	1812284	11/16/2017	270	30.00	
1377216	1812420	11/16/2017	270	30.00	
1377097	1812321	11/16/2017	270	19.20	
1377176	1812386	11/16/2017	270	12.00	
1377145	1812365	11/16/2017	270	4.30	
1377081	DFA EFT REV 11/16	11/16/2017	270		322,255.42
1377042	172701101	11/16/2017	270		1,690,000.00
1377043	172701102	11/16/2017	270		4,596,304.96
1377124	172701001	11/16/2017	270		3,994,941.11
1377127	172701002	11/16/2017	270		48,771,312.81
1377156	172701105	11/16/2017	270		11,465,252.04
1377188	172701106	11/16/2017	270		94,000,000.00
1377597	172601001	11/17/2017	270	233,000,000.00	
1377506	173001001	11/17/2017	270	58,000,000.00	
1377507	172801001	11/17/2017	270	47,000,000.00	
1377485	1812462	11/17/2017	270	22,304,307.87	
1377607	1812561	11/17/2017	270	10,928,267.57	
1377554	1812515	11/17/2017	270	8,079,272.43	
1377467	172701107 AIRS TA	11/17/2017	270	6,154,061.20	
1377567	1812524	11/17/2017	270	1,694,323.86	
1377580	1812533	11/17/2017	270	1,268,329.37	
1377581	172301001	11/17/2017	270	1,000,000.00	
1377582	1812534	11/17/2017	270	415,673.36	
1377571	1812526	11/17/2017	270	196,365.84	
1377586	1812536	11/17/2017	270	148,339.83	
1377572	1812527	11/17/2017	270	142,827.46	

Run Date: 6/29/2018
 Run Time: 6:24:16PM

Demand Account Activity

Start Date: 7/1/2017 End Date: 6/29/2018

Page: 179
 User: 0

Jnl. Entry	Ref #	Trx. Date	Ledger	Debit Amount	Credit Amount
1377541	1812503	11/17/2017	270	92,576.00	
1377611	1812573	11/17/2017	270	78,435.54	
1377489	1812465	11/17/2017	270	73,142.00	
1377573	1812569	11/17/2017	270	52,585.86	
1377609	1812562	11/17/2017	270	50,000.00	
1377490	1812466	11/17/2017	270	34,561.35	
1377468	172701108 AIRS TA	11/17/2017	270	31,113.59	
1377574	1812528	11/17/2017	270	29,685.85	
1377569	1812525	11/17/2017	270	20,400.00	
1377562	1812520	11/17/2017	270	17,917.91	
1377579	1812532	11/17/2017	270	17,078.86	
1377608	1812570	11/17/2017	270	15,465.60	
1377563	1812521	11/17/2017	270	7,738.94	
1377488	1812464	11/17/2017	270	6,454.80	
1377601	1812565	11/17/2017	270	5,800.00	
1377550	1812512	11/17/2017	270	4,345.00	
1377557	1812517	11/17/2017	270	2,638.49	
1377546	1812508	11/17/2017	270	2,420.00	
1377584	1812535	11/17/2017	270	2,320.00	
1377469	172701109 AIRS DE	11/17/2017	270	2,276.34	
1377482	1812461	11/17/2017	270	2,086.00	
1377527	173981102	11/17/2017	270	2,083.33	
1377565	1812522	11/17/2017	270	2,013.42	
1377558	1812518	11/17/2017	270	1,339.50	
1377548	1812510	11/17/2017	270	1,216.75	
1377561	1812519	11/17/2017	270	1,209.48	
1377606	1812560	11/17/2017	270	1,125.00	
1377225	1812428	11/17/2017	270	1,033.05	
1377224	1812427	11/17/2017	270	933.42	
1377501	1812478	11/17/2017	270	802.94	
1377540	1812502	11/17/2017	270	776.00	
1377232	1812435	11/17/2017	270	710.00	
1377551	1812513	11/17/2017	270	650.00	
1377235	1812438	11/17/2017	270	612.30	
1377236	1812439	11/17/2017	270	609.18	
1377553	1812514	11/17/2017	270	600.00	
1377576	1812530	11/17/2017	270	531.60	
1377226	1812429	11/17/2017	270	530.00	
1377245	1812448	11/17/2017	270	530.00	
1377578	1812531	11/17/2017	270	510.13	
1377545	1812507	11/17/2017	270	460.00	
1377242	1812445	11/17/2017	270	412.43	
1377487	1812463	11/17/2017	270	367.00	
1377549	1812511	11/17/2017	270	350.00	
1377610	1812571	11/17/2017	270	347.00	
1377244	1812447	11/17/2017	270	335.13	
1377231	1812434	11/17/2017	270	334.35	
1377241	1812444	11/17/2017	270	330.51	
1377237	1812440	11/17/2017	270	329.12	
1377238	1812441	11/17/2017	270	327.66	
1377566	1812523	11/17/2017	270	303.60	
1377481	1812460	11/17/2017	270	185.00	
1377547	1812509	11/17/2017	270	170.00	
1377618	1812568	11/17/2017	270	170.00	
1377605	1812559	11/17/2017	270	150.00	
1377612	1812563	11/17/2017	270	150.00	

Run Date: 6/29/2018
 Run Time: 6:24:16PM

Demand Account Activity

Page: 180
 User: 0

Start Date: 7/1/2017 End Date: 6/29/2018

Jnl. Entry	Ref #	Trx. Date	Ledger	Debit Amount	Credit Amount
1377615	1812564	11/17/2017	270	150.00	
1377240	1812443	11/17/2017	270	131.99	
1377239	1812442	11/17/2017	270	115.94	
1377613	1812566	11/17/2017	270	100.00	
1377614	1812567	11/17/2017	270	75.00	
1377233	1812436	11/17/2017	270	71.23	
1377234	1812437	11/17/2017	270	65.28	
1377223	1812426	11/17/2017	270	54.71	
1377542	1812504	11/17/2017	270	30.40	
1377543	1812505	11/17/2017	270	30.40	
1377575	1812529	11/17/2017	270	27.15	
1377243	1812446	11/17/2017	270	26.45	
1377556	1812516	11/17/2017	270	24.00	
1377230	1812433	11/17/2017	270	21.21	
1377544	1812506	11/17/2017	270	19.20	
1377227	1812430	11/17/2017	270	18.71	
1377229	1812432	11/17/2017	270	18.28	
1377228	1812431	11/17/2017	270	18.00	
1377504	DFA EFT REV 11/17	11/17/2017	270		15,322.21
1377459	172701101	11/17/2017	270		22,304,307.87
1377460	172701102	11/17/2017	270		2,813,000.00
1377510	172701103	11/17/2017	270		7,405,159.01
1377526	172701104	11/17/2017	270		2,083.33
1377528	173981102	11/17/2017	270		239,596,174.88
1377508	172701001	11/17/2017	270		119,527,795.85
1377889	172701102	11/20/2017	270	101,000,000.00	
1377900	172701107 AIRS TA	11/20/2017	270	69,518,853.12	
1378000	1812660	11/20/2017	270	2,674,772.36	
1377977	172701105	11/20/2017	270	2,411,229.17	
1378092	1812742	11/20/2017	270	1,224,505.71	
1377923	1812596	11/20/2017	270	1,074,586.00	
1378060	1812735	11/20/2017	270	533,432.26	
1378056	1812731	11/20/2017	270	418,903.17	
1378041	1812720	11/20/2017	270	344,761.07	
1378057	1812732	11/20/2017	270	206,714.03	
1378044	1812722	11/20/2017	270	191,851.27	
1378062	1812736	11/20/2017	270	129,889.20	
1378063	1812737	11/20/2017	270	118,590.49	
1378046	1812724	11/20/2017	270	107,596.29	
1377962	1812639	11/20/2017	270	102,417.73	
1377946	1812617	11/20/2017	270	88,601.16	
1378058	1812733	11/20/2017	270	85,793.40	
1377947	1812618	11/20/2017	270	76,701.86	
1377963	1812640	11/20/2017	270	72,998.69	
1378036	1812716	11/20/2017	270	70,350.47	
1378059	1812734	11/20/2017	270	46,090.80	
1378048	1812725	11/20/2017	270	45,588.55	
1378045	1812723	11/20/2017	270	39,799.20	
1378043	1812721	11/20/2017	270	37,156.34	
1378001	1812661	11/20/2017	270	35,024.67	
1378090	1812745	11/20/2017	270	34,695.00	
1377952	1812623	11/20/2017	270	28,267.00	
1378050	1812726	11/20/2017	270	27,511.29	
1377999	1812659	11/20/2017	270	23,411.36	
1377948	1812619	11/20/2017	270	19,995.84	
1377943	1812614	11/20/2017	270	18,013.19	

Run Date: 6/29/2018
 Run Time: 6:24:16PM

Demand Account Activity

Page: 181
 User: 0

Start Date: 7/1/2017 End Date: 6/29/2018

Jnl. Entry	Ref #	Trx. Date	Ledger	Debit Amount	Credit Amount
1377945	1812616	11/20/2017	270	17,773.48	
1377998	1812658	11/20/2017	270	17,649.32	
1377950	1812621	11/20/2017	270	16,587.81	
1377949	1812620	11/20/2017	270	16,500.96	
1377925	1812598	11/20/2017	270	12,680.00	
1378030	1812711	11/20/2017	270	10,164.25	
1378037	1812717	11/20/2017	270	7,134.64	
1377941	1812612	11/20/2017	270	7,060.00	
1377905	172701109 AIRS D€	11/20/2017	270	6,373.25	
1377939	1812611	11/20/2017	270	6,240.00	
1378052	1812727	11/20/2017	270	5,581.99	
1377938	1812610	11/20/2017	270	5,530.00	
1378039	1812719	11/20/2017	270	5,028.53	
1377924	1812597	11/20/2017	270	4,800.00	
1378053	1812728	11/20/2017	270	4,728.58	
1377996	1812656	11/20/2017	270	3,761.46	
1377933	1812605	11/20/2017	270	3,015.00	
1377935	1812607	11/20/2017	270	2,748.00	
1378029	1812710	11/20/2017	270	2,400.00	
1378025	1812708	11/20/2017	270	1,940.00	
1378033	1812713	11/20/2017	270	1,920.82	
1377936	1812608	11/20/2017	270	1,396.00	
1378034	1812714	11/20/2017	270	1,264.52	
1378054	1812729	11/20/2017	270	1,260.00	
1378038	1812718	11/20/2017	270	906.16	
1378035	1812715	11/20/2017	270	896.76	
1377951	1812622	11/20/2017	270	800.00	
1378055	1812730	11/20/2017	270	756.00	
1377944	1812615	11/20/2017	270	745.22	
1377942	1812613	11/20/2017	270	727.44	
1377932	1812604	11/20/2017	270	570.00	
1377995	1812655	11/20/2017	270	552.08	
1378027	1812709	11/20/2017	270	550.00	
1378023	1812707	11/20/2017	270	517.50	
1377903	172701108 AIRS D€	11/20/2017	270	299.04	
1377931	1812603	11/20/2017	270	280.00	
1377934	1812606	11/20/2017	270	240.00	
1378032	1812712	11/20/2017	270	190.00	
1377937	1812609	11/20/2017	270	140.00	
1377997	1812657	11/20/2017	270	90.23	
1377927	1812600	11/20/2017	270	22.80	
1377929	1812601	11/20/2017	270	22.80	
1377930	1812602	11/20/2017	270	14.40	
1377926	1812599	11/20/2017	270	8.50	
1377985	DFA EFT REV 11-20	11/20/2017	270		1,455.75
1377888	172701101	11/20/2017	270		1,423,000.00
1377928	172701103	11/20/2017	270		8,726,331.87
1378072	172701106	11/20/2017	270		41,166,407.47
1377978	172701106	11/20/2017	270		2,411,229.17
1377976	172701104	11/20/2017	270		114,136,223.76
1378095	173981108	11/20/2017	270		8,792,960.00
1378110	172601001	11/20/2017	270		4,000,000.00
1378139	172701107 AIRS TA	11/21/2017	270	62,288,726.31	
1378552	172601101	11/21/2017	270	24,000,000.00	
1378440	Correct Journal Entr	11/21/2017	270	23,000,000.00	
1378456	1812818	11/21/2017	270	3,756,122.23	

Run Date: 6/29/2018
Run Time: 6:24:16PM

Demand Account Activity

Start Date: 7/1/2017 End Date: 6/29/2018

Page: 182
User: 0

Jnl. Entry	Ref #	Trx. Date	Ledger	Debit Amount	Credit Amount
1378407	172701104	11/21/2017	270	2,297,688.57	
1378458	1812820	11/21/2017	270	1,284,467.07	
1378431	172701103	11/21/2017	270	1,000,000.00	
1378475	1812837	11/21/2017	270	816,057.24	
1378545	1812895	11/21/2017	270	541,442.20	
1378521	1812879	11/21/2017	270	432,403.91	
1378487	1812861	11/21/2017	270	244,669.27	
1378548	1812897	11/21/2017	270	180,000.00	
1378474	1812836	11/21/2017	270	106,752.72	
1378404	1812777	11/21/2017	270	104,284.20	
1378403	1812776	11/21/2017	270	90,606.69	
1378457	1812819	11/21/2017	270	43,176.28	
1378473	1812835	11/21/2017	270	32,076.85	
1378401	1812774	11/21/2017	270	29,590.93	
1378402	1812775	11/21/2017	270	27,130.15	
1378528	1812884	11/21/2017	270	19,669.26	
1378146	1812768	11/21/2017	270	16,880.67	
1378490	1812864	11/21/2017	270	7,617.05	
1378544	1812894	11/21/2017	270	7,590.96	
1378469	1812831	11/21/2017	270	6,342.91	
1378455	1812817	11/21/2017	270	5,302.52	
1378145	1812767	11/21/2017	270	5,055.00	
1378141	172701108	11/21/2017	270	4,941.17	
1378529	1812885	11/21/2017	270	4,770.56	
1378470	1812832	11/21/2017	270	4,314.50	
1378519	1812878	11/21/2017	270	4,080.49	
1378454	1812816	11/21/2017	270	3,914.60	
1378471	1812833	11/21/2017	270	3,606.00	
1378488	1812862	11/21/2017	270	3,093.31	
1378526	1812883	11/21/2017	270	2,814.63	
1378367	1812771	11/21/2017	270	2,809.01	
1378368	1812772	11/21/2017	270	2,742.64	
1378453	1812815	11/21/2017	270	2,310.65	
1378424	1812795	11/21/2017	270	2,186.00	
1378523	1812881	11/21/2017	270	1,952.74	
1378427	1812797	11/21/2017	270	1,940.00	
1378489	1812863	11/21/2017	270	1,850.00	
1378144	1812766	11/21/2017	270	1,725.00	
1378522	1812880	11/21/2017	270	1,407.12	
1378541	1812891	11/21/2017	270	1,250.00	
1378460	1812822	11/21/2017	270	950.00	
1378467	1812829	11/21/2017	270	919.00	
1378468	1812830	11/21/2017	270	855.00	
1378527	1812892	11/21/2017	270	750.00	
1378370	1812773	11/21/2017	270	737.29	
1378147	1812769	11/21/2017	270	425.52	
1378087	1812747	11/21/2017	270	410.31	
1378459	1812821	11/21/2017	270	400.00	
1378426	1812796	11/21/2017	270	370.00	
1378462	1812824	11/21/2017	270	350.00	
1378525	1812882	11/21/2017	270	348.11	
1378461	1812823	11/21/2017	270	315.00	
1378463	1812825	11/21/2017	270	305.00	
1378422	1812793	11/21/2017	270	287.00	
1378423	1812794	11/21/2017	270	180.00	
1378464	1812826	11/21/2017	270	160.00	

Run Date: 6/29/2018
 Run Time: 6:24:16PM

Demand Account Activity

Start Date: 7/1/2017 End Date: 6/29/2018

Page: 183
 User: 0

Jnl. Entry	Ref #	Trx. Date	Ledger	Debit Amount	Credit Amount
1378542	1812893	11/21/2017	270	160.00	
1378465	1812827	11/21/2017	270	150.00	
1378148	1812770	11/21/2017	270	126.00	
1378435	1812812	11/21/2017	270	75.00	
1378466	1812828	11/21/2017	270	65.00	
1378117	1812789	11/21/2017	270	38.00	
1378419	1812790	11/21/2017	270	38.00	
1378451	1812813	11/21/2017	270	34.17	
1378142	1812765	11/21/2017	270	25.00	
1378420	1812791	11/21/2017	270	24.00	
1378472	1812834	11/21/2017	270	23.43	
1378486	1812860	11/21/2017	270	22.50	
1378140	1812764	11/21/2017	270	17.00	
1378452	1812814	11/21/2017	270	13.81	
1378421	1812792	11/21/2017	270	10.00	
1378441	8007533 EFT REV 1	11/21/2017	270		6,585.23
1378131	172701101	11/21/2017	270		2,337,000.00
1378143	172701102	11/21/2017	270		10,917,949.66
1378432	17381103	11/21/2017	270		70,500,899.45
1378518	172701105	11/21/2017	270		12,348,836.50
1378430	Back Out Journal Er	11/21/2017	270		24,000,000.00
1378966	173981103	11/22/2017	270	145,372,039.34	
1378897	172701107 AIRS TA	11/22/2017	270	100,639,068.91	
1379033	1813037	11/22/2017	270	64,363,916.29	
1378922	1812925	11/22/2017	270	61,028,199.13	
1379042	1813036	11/22/2017	270	1,618,914.92	
1378920	1812923	11/22/2017	270	446,751.06	
1378935	1812943	11/22/2017	270	339,122.00	
1378925	1812927	11/22/2017	270	172,303.68	
1379005	1812982	11/22/2017	270	165,000.00	
1379037	1813032	11/22/2017	270	154,018.04	
1378936	1812944	11/22/2017	270	144,444.00	
1378996	1812978	11/22/2017	270	100,438.30	
1378900	172701108 AIRS TA	11/22/2017	270	65,620.27	
1378991	1813011	11/22/2017	270	41,282.41	
1379043	1813045	11/22/2017	270	37,266.30	
1379029	1813029	11/22/2017	270	28,991.49	
1378995	1813013	11/22/2017	270	27,473.47	
1379038	1813044	11/22/2017	270	26,706.96	
1379021	1813025	11/22/2017	270	26,473.41	
1379017	1813033	11/22/2017	270	25,118.24	
1378923	172701103	11/22/2017	270	21,946.56	
1378911	1812915	11/22/2017	270	20,744.46	
1812928	1812928	11/22/2017	270	15,484.05	
1379046	1813039	11/22/2017	270	14,815.64	
1379036	1813031	11/22/2017	270	9,866.70	
1379045	1813047	11/22/2017	270	8,550.03	
1378913	1812916	11/22/2017	270	8,529.00	
1378934	1812935	11/22/2017	270	6,770.00	
1378994	1812977	11/22/2017	270	6,218.00	
1378918	1812921	11/22/2017	270	5,610.00	
1378997	1813014	11/22/2017	270	5,289.90	
1378999	1813015	11/22/2017	270	5,068.20	
1378977	1813004	11/22/2017	270	5,014.00	
1379034	1813030	11/22/2017	270	4,019.00	
1378943	1812951	11/22/2017	270	3,660.00	

Run Date: 6/29/2018
 Run Time: 6:24:16PM

Demand Account Activity

Page: 184
 User: 0

Start Date: 7/1/2017 End Date: 6/29/2018

Jnl. Entry	Ref #	Trx. Date	Ledger	Debit Amount	Credit Amount
1379027	1813028	11/22/2017	270	3,480.32	
1378981	1812971	11/22/2017	270	2,770.00	
1378945	1812953	11/22/2017	270	2,385.00	
1378980	1813005	11/22/2017	270	2,143.82	
1378901	172701109 AIRS DE	11/22/2017	270	2,052.44	
1378982	1813006	11/22/2017	270	1,681.00	
1378919	1812922	11/22/2017	270	1,133.88	
1378993	1812976	11/22/2017	270	1,010.00	
1378903	172701110 AIRS DE	11/22/2017	270	812.30	
1379026	1813027	11/22/2017	270	725.25	
1378917	1812920	11/22/2017	270	660.00	
1378992	1813012	11/22/2017	270	644.58	
1378979	1812970	11/22/2017	270	620.00	
1378941	1812949	11/22/2017	270	550.00	
1378944	1812952	11/22/2017	270	450.00	
1379040	1813034	11/22/2017	270	333.60	
1378990	1813010	11/22/2017	270	316.00	
1378942	1812950	11/22/2017	270	300.00	
1378986	1813007	11/22/2017	270	277.00	
1378989	1813009	11/22/2017	270	245.00	
1378988	1813008	11/22/2017	270	200.00	
1378916	1812919	11/22/2017	270	194.00	
1379010	1812997	11/22/2017	270	190.00	
1379013	1812998	11/22/2017	270	170.00	
1378915	1812918	11/22/2017	270	161.00	
1379048	1813040	11/22/2017	270	140.50	
1379016	1812999	11/22/2017	270	125.00	
1378961	1813000	11/22/2017	270	120.00	
1378974	1813001	11/22/2017	270	120.00	
1379022	1813026	11/22/2017	270	98.38	
1378975	1813002	11/22/2017	270	80.00	
1379041	1813035	11/22/2017	270	65.54	
1378940	1812948	11/22/2017	270	60.00	
1378937	1812945	11/22/2017	270	38.00	
1378938	1812946	11/22/2017	270	38.00	
1378987	1812975	11/22/2017	270	29.80	
1378985	1812974	11/22/2017	270	26.21	
1378939	1812947	11/22/2017	270	24.00	
1378921	1812924	11/22/2017	270	20.00	
1378984	1812973	11/22/2017	270	19.75	
1379002	1812981	11/22/2017	270	19.70	
1379000	1812980	11/22/2017	270	19.51	
1378983	1812972	11/22/2017	270	18.00	
1378998	1812979	11/22/2017	270	18.00	
1378924	1812926	11/22/2017	270	8.01	
1378976	1813003	11/22/2017	270	8.00	
1378914	1812917	11/22/2017	270	4.25	
1379067	1813038	11/22/2017	270	1.00	
1378967	DFA EFT REV 11/22	11/22/2017	270		62,103.41
1378963	172701104	11/22/2017	270		21,946.56
1378904	172701102	11/22/2017	270		61,028,199.13
1379039	182701102	11/22/2017	270		127,861,607.84
1379050	182701105	11/22/2017	270		180,000,000.00
1379055	182701106	11/22/2017	270		6,351,735.31
1380027	173981102	11/27/2017	270	140,000,000.00	
1380145	172701104	11/27/2017	270	68,970,716.97	

Run Date: 6/29/2018
Run Time: 6:24:16PM

Demand Account Activity

Start Date: 7/1/2017 End Date: 6/29/2018

Page: 185
User: 0

Jnl. Entry	Ref #	Trx. Date	Ledger	Debit Amount	Credit Amount
1380049	172701107 AIRS D€	11/27/2017	270	26,612,619.37	
1380162	172601101	11/27/2017	270	25,000,000.00	
1380116	1813124	11/27/2017	270	11,226,295.26	
1380024	173001104	11/27/2017	270	10,000,000.00	
1380122	1813125	11/27/2017	270	760,403.99	
1380039	1813056	11/27/2017	270	744,783.78	
1380140	112701101	11/27/2017	270	379,445.01	
1380073	1813079	11/27/2017	270	339,187.51	
1380025	172701102	11/27/2017	270	270,000.00	
1380142	1813144	11/27/2017	270	86,179.15	
1380055	172701108 AIRS TA	11/27/2017	270	81,239.05	
1379074	1813062	11/27/2017	270	54,738.84	
1380046	1813060	11/27/2017	270	50,869.52	
1380141	1813143	11/27/2017	270	41,833.46	
1380121	1813123	11/27/2017	270	38,982.31	
1380050	1813063	11/27/2017	270	25,713.25	
1380051	1813064	11/27/2017	270	23,954.92	
1380040	1813057	11/27/2017	270	23,120.76	
1380144	172701103	11/27/2017	270	22,739.05	
1380111	1813116	11/27/2017	270	22,089.77	
1380115	1813120	11/27/2017	270	18,059.54	
1380110	1813115	11/27/2017	270	17,745.90	
1380096	1813101	11/27/2017	270	15,951.96	
1380149	1813145	11/27/2017	270	14,050.14	
1380072	1813078	11/27/2017	270	13,624.00	
1380095	1813100	11/27/2017	270	13,502.89	
1380100	1813105	11/27/2017	270	8,840.00	
1380068	1813121	11/27/2017	270	7,954.03	
1380137	1813140	11/27/2017	270	7,605.50	
1380052	1813065	11/27/2017	270	7,543.41	
1380120	1813122	11/27/2017	270	7,034.73	
1380094	1813099	11/27/2017	270	6,939.97	
1380113	1813118	11/27/2017	270	6,567.31	
1380048	1813061	11/27/2017	270	6,229.29	
1380093	1813098	11/27/2017	270	5,424.94	
1380053	1813066	11/27/2017	270	5,406.07	
1380069	1813076	11/27/2017	270	5,130.00	
1380109	1813114	11/27/2017	270	3,636.00	
1380099	1813104	11/27/2017	270	2,985.00	
1380155	1813147	11/27/2017	270	2,049.48	
1380097	1813102	11/27/2017	270	1,899.08	
1380139	1813142	11/27/2017	270	1,838.60	
1380151	1813146	11/27/2017	270	1,775.34	
1380112	1813117	11/27/2017	270	1,606.23	
1380076	172701106	11/27/2017	270	1,383.00	
1380106	1813111	11/27/2017	270	1,221.52	
1380071	1813077	11/27/2017	270	1,120.00	
1380067	1813075	11/27/2017	270	990.00	
1380042	1813058	11/27/2017	270	898.40	
1380107	1813112	11/27/2017	270	525.00	
1380057	172701109 AIRS D€	11/27/2017	270	427.68	
1380044	1813059	11/27/2017	270	420.00	
1380108	1813113	11/27/2017	270	420.00	
1380066	1813074	11/27/2017	270	362.00	
1380138	1813141	11/27/2017	270	339.37	
1380098	1813103	11/27/2017	270	260.00	

Run Date: 6/29/2018
 Run Time: 6:24:16PM

Demand Account Activity

Page: 186
 User: 0

Start Date: 7/1/2017 End Date: 6/29/2018

Jnl. Entry	Ref #	Trx. Date	Ledger	Debit Amount	Credit Amount
1380101	1813106	11/27/2017	270	200.00	
1380065	1813073	11/27/2017	270	130.00	
1380061	1813070	11/27/2017	270	76.00	
1380063	1813071	11/27/2017	270	76.00	
1380103	1813108	11/27/2017	270	75.00	
1380104	1813109	11/27/2017	270	75.00	
1380105	1813110	11/27/2017	270	70.00	
1380102	1813107	11/27/2017	270	60.00	
1380064	1813072	11/27/2017	270	48.00	
1380114	1813119	11/27/2017	270	1.00	
1379071	DFA EFT REV 11/27	11/27/2017	270		22,512.43
1380023	172701101	11/27/2017	270		15,000,000.00
1380028	172701103	11/27/2017	270		80,348,000.00
1380030	172701104	11/27/2017	270		5,779,606.93
1380031	172701105	11/27/2017	270		177,552,511.05
1380058	172701106	11/27/2017	270		6,462,077.25
1380143	172701102	11/27/2017	270		22,739.05
1380146	172701105	11/27/2017	270		7,211.54
1380496	172701103	11/28/2017	270	207,215,000.00	
1380487	172701107 AIRS TA	11/28/2017	270	40,544,839.04	
1380521	1813226	11/28/2017	270	21,752,482.00	
1380519	1813224	11/28/2017	270	5,420,683.00	
1380572	1813269	11/28/2017	270	4,899,154.12	
1380575	1813274	11/28/2017	270	3,251,048.38	
1380571	1813268	11/28/2017	270	1,552,258.70	
1380552	1813248	11/28/2017	270	1,495,911.29	
1380580	1813275	11/28/2017	270	903,523.59	
1380551	1813247	11/28/2017	270	806,788.71	
1380481	1813194	11/28/2017	270	708,000.00	
1380479	1813193	11/28/2017	270	626,000.00	
1380470	1813185	11/28/2017	270	546,171.83	
1380570	1813267	11/28/2017	270	482,052.00	
1380629	1813313	11/28/2017	270	233,799.11	
1380522	1813227	11/28/2017	270	165,500.00	
1380630	1813314	11/28/2017	270	140,897.32	
1380520	1813225	11/28/2017	270	133,625.00	
1380477	1813192	11/28/2017	270	110,000.00	
1380550	1813246	11/28/2017	270	89,380.61	
1380555	1813251	11/28/2017	270	58,822.50	
1380518	1813220	11/28/2017	270	56,351.94	
1380474	1813189	11/28/2017	270	50,238.17	
1380179	1813158	11/28/2017	270	48,240.00	
1380624	1813308	11/28/2017	270	44,323.29	
1380577	1813273	11/28/2017	270	28,819.34	
1380626	1813310	11/28/2017	270	20,132.68	
1380475	1813190	11/28/2017	270	17,060.52	
1380625	1813309	11/28/2017	270	12,826.40	
1380471	1813186	11/28/2017	270	12,071.93	
1380631	1813315	11/28/2017	270	11,618.97	
1380633	1813316	11/28/2017	270	9,683.47	
1380181	1813160	11/28/2017	270	9,338.12	
1380583	1813276	11/28/2017	270	8,824.87	
1380184	1813163	11/28/2017	270	7,245.00	
1380553	1813249	11/28/2017	270	6,793.26	
1380472	1813187	11/28/2017	270	6,452.44	
1380532	1813272	11/28/2017	270	6,211.14	

Run Date: 6/29/2018
 Run Time: 6:24:16PM

Demand Account Activity

Start Date: 7/1/2017 End Date: 6/29/2018

Page: 187
 User: 0

Jnl. Entry	Ref #	Trx. Date	Ledger	Debit Amount	Credit Amount
1380183	1813162	11/28/2017	270	6,110.00	
1380621	1813307	11/28/2017	270	5,462.79	
1380634	1813317	11/28/2017	270	5,122.70	
1380506	1813208	11/28/2017	270	4,670.27	
1380508	1813210	11/28/2017	270	4,472.00	
1380473	1813188	11/28/2017	270	4,215.07	
1380517	1813219	11/28/2017	270	4,068.00	
1380476	1813191	11/28/2017	270	4,000.00	
1380619	1813305	11/28/2017	270	3,895.53	
1380569	1813266	11/28/2017	270	3,239.64	
1380620	1813306	11/28/2017	270	2,931.11	
1380490	172701109 AIRS DE	11/28/2017	270	2,725.59	
1380505	1813207	11/28/2017	270	2,560.00	
1380576	1813271	11/28/2017	270	2,256.51	
1380488	172701108 AIRS TA	11/28/2017	270	2,103.39	
1380515	1813217	11/28/2017	270	2,090.00	
1380616	1813302	11/28/2017	270	2,078.99	
1380617	1813303	11/28/2017	270	1,872.52	
1380635	1813318	11/28/2017	270	1,827.67	
1380503	1813205	11/28/2017	270	1,044.00	
1380609	1813296	11/28/2017	270	950.00	
1380524	172701104	11/28/2017	270	899.10	
1380186	1813165	11/28/2017	270	837.70	
1380608	1813295	11/28/2017	270	832.50	
1380639	1813323	11/28/2017	270	726.00	
1380615	1813301	11/28/2017	270	717.00	
1380607	1813294	11/28/2017	270	550.00	
1380513	1813215	11/28/2017	270	502.00	
1380504	1813206	11/28/2017	270	500.00	
1380514	1813216	11/28/2017	270	400.00	
1380507	1813209	11/28/2017	270	360.00	
1380182	1813161	11/28/2017	270	344.00	
1380516	1813218	11/28/2017	270	340.00	
1380469	1813184	11/28/2017	270	313.10	
1380638	1813322	11/28/2017	270	302.00	
1380618	1813304	11/28/2017	270	251.56	
1380185	1813164	11/28/2017	270	147.25	
1380613	1813299	11/28/2017	270	130.00	
1380612	1813298	11/28/2017	270	125.00	
1380468	1813183	11/28/2017	270	114.41	
1380502	1813204	11/28/2017	270	100.00	
1380628	1813312	11/28/2017	270	99.42	
1380512	1813214	11/28/2017	270	80.00	
1380610	1813297	11/28/2017	270	75.00	
1380509	1813211	11/28/2017	270	45.60	
1380510	1813212	11/28/2017	270	45.60	
1380511	1813213	11/28/2017	270	28.80	
1380573	1813270	11/28/2017	270	23.76	
1380614	1813300	11/28/2017	270	8.50	
1380497	1813201	11/28/2017	270	7.60	
1380499	1813202	11/28/2017	270	7.60	
1380500	1813203	11/28/2017	270	4.80	
1380627	1813311	11/28/2017	270	0.39	
1380180	1813159	11/28/2017	270	0.03	
1380494	DFA EFT REV 11/28	11/28/2017	270		164,717.39
1380526	172701105	11/28/2017	270		899.10

Run Date: 6/29/2018
 Run Time: 6:24:16PM

Demand Account Activity

Start Date: 7/1/2017 End Date: 6/29/2018

Page: 188
 User: 0

Jnl. Entry	Ref #	Trx. Date	Ledger	Debit Amount	Credit Amount
1380462	172701101	11/28/2017	270		0.20
1380463	172701102	11/28/2017	270		8,484,590.88
1380585	172701101	11/28/2017	270		38,268,366.07
1380593	172601101	11/28/2017	270		244,000,000.00
1381054	172601101	11/29/2017	270	113,000,000.00	
1381057	Correct Journal Entr	11/29/2017	270	98,000,000.00	
1380949	172701107 AIRS TA	11/29/2017	270	47,484,107.57	
1381043	173001105	11/29/2017	270	15,000,000.00	
1381025	1813410	11/29/2017	270	14,621,787.39	
1380995	172701106	11/29/2017	270	8,451,796.53	
1380953	172701104	11/29/2017	270	1,055,863.89	
1381050	172301101	11/29/2017	270	1,000,000.00	
1381020	1813423	11/29/2017	270	836,973.01	
1381048	1813432	11/29/2017	270	660,626.15	
1380655	1813342	11/29/2017	270	575,000.00	
1380922	1813344	11/29/2017	270	352,157.68	
1380921	1813343	11/29/2017	270	211,464.00	
1380955	1813360	11/29/2017	270	205,312.00	
1380954	1813359	11/29/2017	270	146,135.00	
1380956	1813361	11/29/2017	270	113,974.47	
1380990	1813391	11/29/2017	270	81,238.00	
1380932	1813354	11/29/2017	270	72,813.59	
1380982	1813383	11/29/2017	270	55,747.60	
1380950	172701108 AIRS TA	11/29/2017	270	52,425.22	
1380984	1813385	11/29/2017	270	48,105.80	
1380973	1813374	11/29/2017	270	33,295.33	
1380927	1813349	11/29/2017	270	19,768.50	
1381013	1813405	11/29/2017	270	18,200.00	
1381017	1813420	11/29/2017	270	16,895.28	
1380983	1813384	11/29/2017	270	15,783.32	
1380931	1813353	11/29/2017	270	8,082.83	
1380974	1813375	11/29/2017	270	4,465.00	
1380967	1813370	11/29/2017	270	4,349.00	
1380929	1813351	11/29/2017	270	3,404.15	
1380926	1813348	11/29/2017	270	3,180.50	
1381019	1813422	11/29/2017	270	2,726.50	
1380963	1813368	11/29/2017	270	2,535.00	
1380981	1813382	11/29/2017	270	2,317.40	
1381024	1813409	11/29/2017	270	2,303.14	
1380930	1813352	11/29/2017	270	1,954.64	
1380952	172701110 AIRS D€	11/29/2017	270	1,333.07	
1381040	1813430	11/29/2017	270	1,175.00	
1380961	1813366	11/29/2017	270	1,110.00	
1380975	1813376	11/29/2017	270	990.00	
1380951	172701109 AIRS D€	11/29/2017	270	843.27	
1381042	1813431	11/29/2017	270	675.05	
1381018	1813421	11/29/2017	270	672.16	
1380962	1813367	11/29/2017	270	480.00	
1380923	1813345	11/29/2017	270	402.00	
1380925	1813347	11/29/2017	270	380.00	
1380965	1813369	11/29/2017	270	370.00	
1381039	1813429	11/29/2017	270	284.00	
1380979	1813380	11/29/2017	270	227.35	
1381038	1813428	11/29/2017	270	201.00	
1381036	1813426	11/29/2017	270	159.00	
1381037	1813427	11/29/2017	270	150.00	

Run Date: 6/29/2018
 Run Time: 6:24:16PM

Demand Account Activity

Start Date: 7/1/2017 End Date: 6/29/2018

Page: 189
 User: 0

Jnl. Entry	Ref #	Trx. Date	Ledger	Debit Amount	Credit Amount
1380977	1813378	11/29/2017	270	146.05	
1380939	172701102	11/29/2017	270	127.00	
1380960	1813365	11/29/2017	270	100.00	
1380978	1813379	11/29/2017	270	86.00	
1380976	1813377	11/29/2017	270	75.00	
1380928	1813350	11/29/2017	270	72.52	
1381015	1813418	11/29/2017	270	60.09	
1380980	1813381	11/29/2017	270	46.20	
1381003	1813417	11/29/2017	270	43.90	
1381021	1813406	11/29/2017	270	36.29	
1380957	1813362	11/29/2017	270	15.20	
1380958	1813363	11/29/2017	270	15.20	
1380959	1813364	11/29/2017	270	9.60	
1380924	1813346	11/29/2017	270	8.50	
1381022	1813407	11/29/2017	270	3.55	
1381016	1813419	11/29/2017	270	2.50	
1381023	1813408	11/29/2017	270	1.34	
1380938	172701101	11/29/2017	270		6,616,000.00
1380940	172701103	11/29/2017	270		6,924,818.19
1380994	172701105	11/29/2017	270		1,055,863.89
1381041	172701112	11/29/2017	270		175,281,415.55
1381056	Back Out Journal Er	11/29/2017	270		113,000,000.00
1381723	1813573	11/30/2017	270	162,465,095.21	
1381645	182701103	11/30/2017	270	5,140,657.47	
1381605	172701107 AIRS TA	11/30/2017	270	4,640,423.19	
1381599	1813470	11/30/2017	270	2,000,000.00	
1381598	1813469	11/30/2017	270	1,500,000.00	
1381586	172701104	11/30/2017	270	986,879.07	
1381601	1813471	11/30/2017	270	597,808.31	
1381730	1813574	11/30/2017	270	427,821.29	
1381757	1813589	11/30/2017	270	332,399.18	
1381732	1813575	11/30/2017	270	241,749.22	
1381767	1813595	11/30/2017	270	128,711.80	
1381606	172701108 AIRS TA	11/30/2017	270	101,608.46	
1381694	1813523	11/30/2017	270	80,236.53	
1381059	1813535	11/30/2017	270	61,073.00	
1381761	1813592	11/30/2017	270	42,167.77	
1381696	1813524	11/30/2017	270	38,397.36	
1381735	1813577	11/30/2017	270	30,704.48	
1381698	1813525	11/30/2017	270	26,609.30	
1381734	1813576	11/30/2017	270	21,918.86	
1381700	1813526	11/30/2017	270	19,862.34	
1381604	1813472	11/30/2017	270	18,783.75	
1381756	1813588	11/30/2017	270	14,145.72	
1381762	1813593	11/30/2017	270	13,442.41	
1381722	1813572	11/30/2017	270	12,758.50	
1381758	1813590	11/30/2017	270	12,550.63	
1381720	1813570	11/30/2017	270	12,155.00	
1381759	1813591	11/30/2017	270	9,329.33	
1381765	1813599	11/30/2017	270	9,223.20	
1381683	1813543	11/30/2017	270	8,744.00	
1381702	1813528	11/30/2017	270	8,087.04	
1381695	1813548	11/30/2017	270	7,960.00	
1381755	1813587	11/30/2017	270	7,774.10	
1381610	172701110 AIRS DE	11/30/2017	270	7,486.95	
1381736	1813578	11/30/2017	270	6,995.00	

Run Date: 6/29/2018
Run Time: 6:24:16PM

Demand Account Activity

Start Date: 7/1/2017 End Date: 6/29/2018

Page: 190
User: 0

Jnl. Entry	Ref #	Trx. Date	Ledger	Debit Amount	Credit Amount
1381066	1813441	11/30/2017	270	6,415.00	
1381065	1813440	11/30/2017	270	6,310.00	
1381070	1813444	11/30/2017	270	6,015.00	
1381738	1813596	11/30/2017	270	5,341.84	
1381685	1813544	11/30/2017	270	5,115.00	
1381703	1813529	11/30/2017	270	4,838.32	
1381068	1813442	11/30/2017	270	4,730.00	
1381661	1813536	11/30/2017	270	4,660.00	
1381706	1813531	11/30/2017	270	4,590.70	
1381708	1813532	11/30/2017	270	4,328.83	
1381690	1813546	11/30/2017	270	4,070.00	
1381608	172701109 AIRS DE	11/30/2017	270	4,012.72	
1381587	1813463	11/30/2017	270	3,835.46	
1381590	1813464	11/30/2017	270	3,289.26	
1381578	172701101	11/30/2017	270	2,341.32	
1381654	1813502	11/30/2017	270	2,237.50	
1381649	1813499	11/30/2017	270	2,110.00	
1381684	1813519	11/30/2017	270	1,991.00	
1381686	1813520	11/30/2017	270	1,793.36	
1381709	1813533	11/30/2017	270	1,688.35	
1381594	1813467	11/30/2017	270	1,644.66	
1381764	1813594	11/30/2017	270	1,611.45	
1381069	1813443	11/30/2017	270	1,600.00	
1381651	1813501	11/30/2017	270	1,570.00	
1381693	1813547	11/30/2017	270	1,500.00	
1381591	1813465	11/30/2017	270	1,309.05	
1381655	1813503	11/30/2017	270	1,211.39	
1381763	1813598	11/30/2017	270	1,024.80	
1381584	172701103	11/30/2017	270	1,010.00	
1381704	1813530	11/30/2017	270	924.12	
1381760	1813597	11/30/2017	270	840.40	
1381618	173981101	11/30/2017	270	824.65	
1381721	1813571	11/30/2017	270	762.45	
1381688	1813545	11/30/2017	270	760.00	
1381596	1813468	11/30/2017	270	753.08	
1381681	1813542	11/30/2017	270	720.00	
1381687	1813521	11/30/2017	270	715.00	
1381593	1813466	11/30/2017	270	713.19	
1381650	1813500	11/30/2017	270	505.80	
1381739	1813579	11/30/2017	270	467.00	
1381689	1813522	11/30/2017	270	404.00	
1381753	1813585	11/30/2017	270	388.00	
1381673	1813515	11/30/2017	270	363.00	
1381741	1813580	11/30/2017	270	350.00	
1381676	1813516	11/30/2017	270	334.58	
1381679	1813517	11/30/2017	270	225.45	
1381682	1813518	11/30/2017	270	176.00	
1381064	1813439	11/30/2017	270	150.00	
1381719	1813569	11/30/2017	270	138.30	
1381668	1813512	11/30/2017	270	134.00	
1381669	1813513	11/30/2017	270	130.42	
1381670	1813514	11/30/2017	270	120.00	
1381060	1813435	11/30/2017	270	75.00	
1381061	1813436	11/30/2017	270	75.00	
1381062	1813437	11/30/2017	270	75.00	
1381063	1813438	11/30/2017	270	75.00	

Run Date: 6/29/2018
 Run Time: 6:24:16PM

Demand Account Activity

Start Date: 7/1/2017 End Date: 6/29/2018

Page: 191
 User: 0

Jnl. Entry	Ref #	Trx. Date	Ledger	Debit Amount	Credit Amount
1381656	1813504	11/30/2017	270	60.00	
1381657	1813505	11/30/2017	270	53.00	
1381666	1813537	11/30/2017	270	42.00	
1381658	1813506	11/30/2017	270	24.00	
1381674	1813539	11/30/2017	270	22.80	
1381677	1813540	11/30/2017	270	22.80	
1381659	1813507	11/30/2017	270	22.50	
1381718	1813568	11/30/2017	270	18.05	
1381680	1813541	11/30/2017	270	14.40	
1381660	1813508	11/30/2017	270	12.00	
1381701	1813527	11/30/2017	270	9.24	
1381662	1813509	11/30/2017	270	8.00	
1381664	1813510	11/30/2017	270	8.00	
1381754	1813586	11/30/2017	270	5.60	
1381672	1813538	11/30/2017	270	4.25	
1381665	1813511	11/30/2017	270	4.00	
1381710	1813534	11/30/2017	270	0.20	
1381615	8007541 EFT REV 1	11/30/2017	270		16,627.13
1381643	182701101	11/30/2017	270		125,000,000.00
1381582	172701102	11/30/2017	270		2,689,547.00
1381566	182701108	11/30/2017	270		20,000,000.00
1381628	182701109	11/30/2017	270		8,000,000.00
1381712	182701106	11/30/2017	270		55,000.00
1381713	182701107	11/30/2017	270		15,138,277.35
1381769	182701110	11/30/2017	270		7,875,219.12
1382080	172701103	12/1/2017	270	205,000,000.00	
1382066	173001105	12/1/2017	270	77,000,000.00	
1382093	172701105	12/1/2017	270	43,000,000.00	
1382067	1813648	12/1/2017	270	3,859,834.52	
1382115	172601101	12/1/2017	270	2,000,000.00	
1382134	Correct Journal Entr	12/1/2017	270	1,000,000.00	
1382137	1813696	12/1/2017	270	908,543.34	
1382103	1813680	12/1/2017	270	613,372.11	
1382135	1813688	12/1/2017	270	303,287.36	
1382086	1813673	12/1/2017	270	142,926.98	
1381787	1813600	12/1/2017	270	93,000.00	
1382052	1813643	12/1/2017	270	87,577.42	
1381796	1813609	12/1/2017	270	74,982.60	
1382124	1813667	12/1/2017	270	61,683.87	
1382118	1813681	12/1/2017	270	60,659.49	
1381797	1813610	12/1/2017	270	53,374.25	
1381799	1813612	12/1/2017	270	53,167.02	
1382091	1813674	12/1/2017	270	44,298.08	
1381808	1813620	12/1/2017	270	37,769.84	
1381789	1813602	12/1/2017	270	34,787.00	
1382123	1813666	12/1/2017	270	34,287.55	
1381795	1813608	12/1/2017	270	19,760.00	
1382053	1813644	12/1/2017	270	18,165.09	
1382069	1813650	12/1/2017	270	18,048.11	
1381801	1813613	12/1/2017	270	17,385.00	
1382096	1813676	12/1/2017	270	16,212.72	
1382054	1813645	12/1/2017	270	13,683.95	
1382098	1813677	12/1/2017	270	13,322.59	
1382100	1813679	12/1/2017	270	12,574.78	
1381790	1813603	12/1/2017	270	11,351.00	
1382099	1813678	12/1/2017	270	9,219.71	

Run Date: 6/29/2018
 Run Time: 6:24:16PM

Demand Account Activity

Start Date: 7/1/2017 End Date: 6/29/2018

Page: 192
 User: 0

Jnl. Entry	Ref #	Trx. Date	Ledger	Debit Amount	Credit Amount
1381791	1813604	12/1/2017	270	9,025.00	
1382136	1813699	12/1/2017	270	8,332.27	
1382070	1813668	12/1/2017	270	5,213.50	
1381794	1813607	12/1/2017	270	4,760.00	
1381802	1813614	12/1/2017	270	4,025.00	
1382129	1813689	12/1/2017	270	3,073.87	
1382121	1813665	12/1/2017	270	2,792.50	
1382109	1813672	12/1/2017	270	2,223.13	
1382108	1813671	12/1/2017	270	2,200.00	
1382095	1813675	12/1/2017	270	2,070.24	
1381792	1813605	12/1/2017	270	2,065.00	
1382122	1813664	12/1/2017	270	1,375.00	
1381807	1813619	12/1/2017	270	388.20	
1381806	1813618	12/1/2017	270	359.60	
1381805	1813617	12/1/2017	270	355.26	
1381804	1813616	12/1/2017	270	352.52	
1381803	1813615	12/1/2017	270	347.09	
1381798	1813611	12/1/2017	270	335.00	
1381793	1813606	12/1/2017	270	300.00	
1382050	1813642	12/1/2017	270	259.00	
1381809	1813621	12/1/2017	270	210.00	
1381810	1813622	12/1/2017	270	180.00	
1381819	1813630	12/1/2017	270	145.00	
1382102	1813669	12/1/2017	270	137.00	
1382132	1813687	12/1/2017	270	120.00	
1381818	1813629	12/1/2017	270	89.32	
1381817	1813628	12/1/2017	270	87.86	
1382104	1813670	12/1/2017	270	87.40	
1381816	1813627	12/1/2017	270	86.82	
1381815	1813626	12/1/2017	270	83.52	
1381814	1813625	12/1/2017	270	81.96	
1381821	1813631	12/1/2017	270	75.00	
1381813	1813624	12/1/2017	270	19.56	
1381812	1813623	12/1/2017	270	19.13	
1382060	172701101	12/1/2017	270		1,833,000.00
1382064	172701102	12/1/2017	270		19,391,848.88
1382083	172701104	12/1/2017	270		231,126,955.80
1382106	172701106	12/1/2017	270		80,091,420.14
1382133	Back Out Journal Er	12/1/2017	270		2,000,000.00
1382434	172701204	12/4/2017	270	12,781,888.89	
1382403	172701207 AIRS TA	12/4/2017	270	9,058,979.17	
1382496	1813784	12/4/2017	270	6,416,994.62	
1382505	1813788	12/4/2017	270	1,465,445.44	
1382507	1813789	12/4/2017	270	518,894.87	
1382522	1813804	12/4/2017	270	517,024.89	
1382476	1813770	12/4/2017	270	353,567.00	
1382508	1813819	12/4/2017	270	285,127.86	
1382524	1813805	12/4/2017	270	272,970.06	
1382499	1813785	12/4/2017	270	241,378.03	
1382516	1813798	12/4/2017	270	99,668.80	
1382525	1813806	12/4/2017	270	79,517.62	
1382526	1813807	12/4/2017	270	62,136.85	
1382530	1813810	12/4/2017	270	51,684.02	
1382506	1813790	12/4/2017	270	36,866.27	
1382405	172701208 AIRS TA	12/4/2017	270	32,519.78	
1382428	1813725	12/4/2017	270	22,555.20	

Run Date: 6/29/2018
 Run Time: 6:24:16PM

Demand Account Activity

Page: 193
 User: 0

Start Date: 7/1/2017 End Date: 6/29/2018

Jnl. Entry	Ref #	Trx. Date	Ledger	Debit Amount	Credit Amount
1382521	1813803	12/4/2017	270	19,244.16	
1382509	1813791	12/4/2017	270	17,420.26	
1382423	1813721	12/4/2017	270	16,608.50	
1382419	1813720	12/4/2017	270	15,000.00	
1382517	1813799	12/4/2017	270	13,832.15	
1382440	172701205	12/4/2017	270	12,583.96	
1382510	1813792	12/4/2017	270	12,147.28	
1382425	1813722	12/4/2017	270	9,892.43	
1382511	1813793	12/4/2017	270	9,847.79	
1382426	1813723	12/4/2017	270	9,074.15	
1382512	1813794	12/4/2017	270	8,638.41	
1382424	1813737	12/4/2017	270	8,151.21	
1382500	1813786	12/4/2017	270	5,044.43	
1382449	1813738	12/4/2017	270	4,957.00	
1382448	1813747	12/4/2017	270	3,610.00	
1382527	1813820	12/4/2017	270	3,348.00	
1382407	172701210 AIRS DE	12/4/2017	270	3,142.07	
1382533	1813813	12/4/2017	270	3,006.00	
1382462	1813740	12/4/2017	270	2,885.00	
1382453	1813749	12/4/2017	270	2,845.00	
1382531	1813811	12/4/2017	270	2,677.05	
1382484	1813776	12/4/2017	270	2,673.75	
1382406	172701209 AIRS DE	12/4/2017	270	2,668.40	
1382513	1813795	12/4/2017	270	2,241.73	
1382532	1813812	12/4/2017	270	1,300.00	
1382518	1813800	12/4/2017	270	1,187.62	
1382437	1813742	12/4/2017	270	1,070.00	
1382503	1813787	12/4/2017	270	705.00	
1382458	1813751	12/4/2017	270	672.00	
1382457	1813750	12/4/2017	270	560.00	
1382464	1813741	12/4/2017	270	550.00	
1382536	1813814	12/4/2017	270	445.85	
1382456	1813739	12/4/2017	270	410.00	
1382502	1813808	12/4/2017	270	404.24	
1382529	1813809	12/4/2017	270	313.50	
1382450	1813748	12/4/2017	270	300.00	
1382528	1813821	12/4/2017	270	259.00	
1382514	1813796	12/4/2017	270	159.63	
1382451	1813743	12/4/2017	270	130.00	
1382430	1813727	12/4/2017	270	90.00	
1382429	1813726	12/4/2017	270	75.00	
1382519	1813801	12/4/2017	270	67.88	
1382454	1813744	12/4/2017	270	38.00	
1382455	1813745	12/4/2017	270	38.00	
1382427	1813724	12/4/2017	270	30.95	
1382460	1813753	12/4/2017	270	30.40	
1382461	1813754	12/4/2017	270	30.40	
1382431	1813728	12/4/2017	270	30.00	
1382459	1813752	12/4/2017	270	30.00	
1382439	1813746	12/4/2017	270	24.00	
1382398	172701202	12/4/2017	270	23.99	
1382463	1813755	12/4/2017	270	19.20	
1382520	1813802	12/4/2017	270	18.37	
1382432	1813729	12/4/2017	270	13.02	
1382515	1813797	12/4/2017	270	3.79	
1382523	172701101	12/4/2017	270		22,000,000.00

Run Date: 6/29/2018
 Run Time: 6:24:16PM

Demand Account Activity

Start Date: 7/1/2017 End Date: 6/29/2018

Page: 194
 User: 0

Jnl. Entry	Ref #	Trx. Date	Ledger	Debit Amount	Credit Amount
1382397	172701201	12/4/2017	270		1,285,000.00
1382408	172701203	12/4/2017	270		6,960,869.61
1382441	172701205	12/4/2017	270		12,583.96
1382483	172701211	12/4/2017	270		2,588,895.40
1382788	172701203	12/5/2017	270	30,450,000.00	
1382976	172601201	12/5/2017	270	19,000,000.00	
1382797	172701207 AIRS TA	12/5/2017	270	10,058,302.70	
1382926	1813945	12/5/2017	270	1,021,356.99	
1382853	172701205	12/5/2017	270	1,000,000.00	
1382820	172701204	12/5/2017	270	601,125.00	
1382850	172701205	12/5/2017	270	601,125.00	
1382965	Back Out Journal Er	12/5/2017	270	601,125.00	
1382831	1813855	12/5/2017	270	536,835.36	
1382821	1813846	12/5/2017	270	423,645.63	
1382896	1813913	12/5/2017	270	382,400.00	
1382930	1813960	12/5/2017	270	262,743.30	
1382822	1813847	12/5/2017	270	226,137.42	
1382968	1813979	12/5/2017	270	219,819.80	
1382823	1813848	12/5/2017	270	188,717.90	
1382974	1813986	12/5/2017	270	137,077.50	
1382934	1813947	12/5/2017	270	125,000.00	
1382826	1813851	12/5/2017	270	109,206.13	
1382952	1813957	12/5/2017	270	101,387.74	
1382873	1813890	12/5/2017	270	100,137.41	
1382955	1813959	12/5/2017	270	79,598.78	
1382860	1813926	12/5/2017	270	70,664.59	
1382964	1813977	12/5/2017	270	64,669.00	
1382874	1813891	12/5/2017	270	52,568.28	
1382924	1813944	12/5/2017	270	41,066.62	
1382953	1813958	12/5/2017	270	40,788.20	
1382824	1813849	12/5/2017	270	33,853.07	
1382967	1813978	12/5/2017	270	32,079.00	
1382798	172701208 AIRS TA	12/5/2017	270	28,492.84	
1382950	1813956	12/5/2017	270	26,373.70	
1813975	1813975	12/5/2017	270	16,000.00	
1382935	1813948	12/5/2017	270	15,387.05	
1382939	1813949	12/5/2017	270	15,000.00	
1382941	1813950	12/5/2017	270	12,000.00	
1382875	1813892	12/5/2017	270	9,959.60	
1382800	172701210 AIRS DE	12/5/2017	270	8,022.74	
1382542	1813827	12/5/2017	270	7,287.64	
1382829	1813853	12/5/2017	270	6,929.10	
1382876	1813893	12/5/2017	270	6,372.37	
1382817	1813844	12/5/2017	270	5,581.99	
1382786	172701201	12/5/2017	270	5,290.42	
1382877	1813894	12/5/2017	270	4,990.73	
1382819	1813845	12/5/2017	270	4,728.58	
1382942	1813951	12/5/2017	270	4,002.25	
1382504	1813825	12/5/2017	270	3,679.65	
1382878	1813895	12/5/2017	270	3,557.67	
1382541	1813826	12/5/2017	270	3,398.48	
1382971	1813982	12/5/2017	270	3,323.75	
1382830	1813854	12/5/2017	270	3,090.61	
1382879	1813896	12/5/2017	270	2,814.00	
1382832	1813858	12/5/2017	270	2,575.00	
1382835	1813860	12/5/2017	270	2,363.00	

Run Date: 6/29/2018
 Run Time: 6:24:16PM

Demand Account Activity

Page: 195
 User: 0

Start Date: 7/1/2017 End Date: 6/29/2018

Jnl. Entry	Ref #	Trx. Date	Ledger	Debit Amount	Credit Amount
1382948	1813985	12/5/2017	270	2,105.10	
1382880	1813897	12/5/2017	270	2,036.09	
1382898	1813915	12/5/2017	270	2,005.00	
1382839	1813862	12/5/2017	270	1,576.00	
1382881	1813898	12/5/2017	270	1,485.50	
1382944	1813952	12/5/2017	270	1,318.40	
1382827	1813852	12/5/2017	270	1,233.38	
1382872	1813889	12/5/2017	270	1,200.16	
1382899	1813916	12/5/2017	270	1,142.50	
1382973	1813984	12/5/2017	270	982.00	
1382799	172701209 AIRS DE	12/5/2017	270	633.19	
1382825	1813850	12/5/2017	270	500.00	
1382834	1813859	12/5/2017	270	500.00	
1382882	1813899	12/5/2017	270	465.00	
1382883	1813900	12/5/2017	270	376.00	
1382884	1813901	12/5/2017	270	375.00	
1382885	1813902	12/5/2017	270	353.00	
1382886	1813903	12/5/2017	270	342.00	
1382887	1813904	12/5/2017	270	307.00	
1382888	1813905	12/5/2017	270	245.00	
1382837	1813861	12/5/2017	270	190.00	
1382889	1813906	12/5/2017	270	171.00	
1382890	1813907	12/5/2017	270	157.50	
1382897	1813914	12/5/2017	270	157.00	
1382945	1813953	12/5/2017	270	149.62	
1382946	1813954	12/5/2017	270	141.60	
1382969	1813980	12/5/2017	270	130.52	
1382972	1813983	12/5/2017	270	127.50	
1382891	1813908	12/5/2017	270	95.00	
1382892	1813909	12/5/2017	270	65.00	
1382893	1813910	12/5/2017	270	60.00	
1382894	1813911	12/5/2017	270	55.00	
1382840	1813863	12/5/2017	270	50.00	
1382841	1813864	12/5/2017	270	45.60	
1382842	1813865	12/5/2017	270	45.60	
1382949	1813955	12/5/2017	270	28.87	
1382843	1813866	12/5/2017	270	28.80	
1382970	1813981	12/5/2017	270	16.62	
1382895	1813912	12/5/2017	270	5.00	
1382933	1813946	12/5/2017	270	1.00	
1382838	DFA EFT REV 12/5/	12/5/2017	270		76,611.60
1382787	172701202	12/5/2017	270		33,150,000.00
1382801	172701204	12/5/2017	270		12,013,938.83
1382820	172701204	12/5/2017	270		601,125.00
1382932	172701206	12/5/2017	270		20,010,765.12
1382965	Back Out Journal Er	12/5/2017	270		601,125.00
1382966	Correct Journal Entr	12/5/2017	270		601,125.00
1383311	182701203	12/6/2017	270	16,000,000.00	
1383256	172701207 AIRS TA	12/6/2017	270	12,387,533.88	
1383416	Back Out Journal Er	12/6/2017	270	4,995,987.70	
1383270	1814003	12/6/2017	270	4,917,727.76	
1383305	1814056	12/6/2017	270	2,662,999.78	
1383318	1814058	12/6/2017	270	2,200,544.95	
1383344	1814059	12/6/2017	270	2,109,850.20	
1383317	1814057	12/6/2017	270	1,710,206.79	
1383381	1814109	12/6/2017	270	1,111,712.86	

Run Date: 6/29/2018
 Run Time: 6:24:16PM

Demand Account Activity

Page: 196
 User: 0

Start Date: 7/1/2017 End Date: 6/29/2018

Jnl. Entry	Ref #	Trx. Date	Ledger	Debit Amount	Credit Amount
1383357	1814060	12/6/2017	270	958,755.42	
1383364	1814130	12/6/2017	270	928,000.00	
1383383	1814110	12/6/2017	270	925,361.95	
1383285	172701205	12/6/2017	270	686,590.80	
1383412	1814122	12/6/2017	270	358,984.79	
1383271	1814004	12/6/2017	270	248,401.56	
1383413	1814118	12/6/2017	270	152,821.55	
1383304	1814043	12/6/2017	270	142,458.00	
1383358	1814061	12/6/2017	270	98,834.18	
1383359	1814062	12/6/2017	270	66,669.47	
1383408	1814116	12/6/2017	270	62,670.20	
1383362	1814063	12/6/2017	270	56,285.88	
1383415	1814131	12/6/2017	270	42,737.11	
1383273	1814005	12/6/2017	270	41,093.94	
1383414	1814119	12/6/2017	270	39,438.84	
1383363	1814064	12/6/2017	270	38,356.54	
1383365	1814065	12/6/2017	270	36,222.90	
1383385	1814112	12/6/2017	270	19,600.00	
1383368	1814066	12/6/2017	270	17,448.31	
1383370	1814067	12/6/2017	270	16,726.97	
1383417	1814132	12/6/2017	270	16,238.92	
1383373	1814068	12/6/2017	270	16,091.77	
1383374	1814069	12/6/2017	270	10,471.99	
1383263	1813999	12/6/2017	270	6,982.61	
1383287	1814024	12/6/2017	270	6,927.71	
1383275	1814006	12/6/2017	270	5,492.00	
1383258	172701208 AIRS DE	12/6/2017	270	5,360.66	
1383265	1814000	12/6/2017	270	4,149.12	
1383278	1814008	12/6/2017	270	2,400.00	
1383366	1814071	12/6/2017	270	2,002.50	
1383361	1814073	12/6/2017	270	1,547.65	
1383264	1814010	12/6/2017	270	1,409.76	
1383369	1814072	12/6/2017	270	1,372.93	
1383384	1814111	12/6/2017	270	1,320.00	
1383371	1814075	12/6/2017	270	1,262.17	
1383354	1814070	12/6/2017	270	1,100.00	
1383376	1814076	12/6/2017	270	1,045.83	
1383266	1814011	12/6/2017	270	1,025.00	
1383380	1814120	12/6/2017	270	813.23	
1383356	1814115	12/6/2017	270	725.00	
1383377	1814077	12/6/2017	270	574.00	
1383269	1814012	12/6/2017	270	490.00	
1383276	1814007	12/6/2017	270	460.00	
1383280	1814009	12/6/2017	270	450.00	
1383303	1814078	12/6/2017	270	450.00	
1383312	1814079	12/6/2017	270	450.00	
1383313	1814080	12/6/2017	270	450.00	
1383314	1814081	12/6/2017	270	437.00	
1383268	1814002	12/6/2017	270	435.80	
1383267	1814001	12/6/2017	270	425.52	
1383367	1814074	12/6/2017	270	417.55	
1383406	1814113	12/6/2017	270	416.56	
1383315	1814082	12/6/2017	270	350.00	
1383410	1814121	12/6/2017	270	347.23	
1383316	1814083	12/6/2017	270	334.27	
1383319	1814084	12/6/2017	270	300.00	

Run Date: 6/29/2018
 Run Time: 6:24:16PM

Demand Account Activity

Page: 197
 User: 0

Start Date: 7/1/2017 End Date: 6/29/2018

Jnl. Entry	Ref #	Trx. Date	Ledger	Debit Amount	Credit Amount
1383322	1814085	12/6/2017	270	300.00	
1383325	1814086	12/6/2017	270	300.00	
1383327	1814087	12/6/2017	270	250.00	
1383329	1814088	12/6/2017	270	250.00	
1383330	1814089	12/6/2017	270	200.00	
1383375	1814108	12/6/2017	270	185.03	
1383274	1814014	12/6/2017	270	95.00	
1383272	1814013	12/6/2017	270	80.00	
1383333	1814090	12/6/2017	270	75.00	
1383277	1814015	12/6/2017	270	68.72	
1383411	1814117	12/6/2017	270	28.83	
1383279	1814016	12/6/2017	270	15.20	
1383281	1814017	12/6/2017	270	15.20	
1383283	1814018	12/6/2017	270	9.60	
1383407	1814114	12/6/2017	270	7.50	
1383306	DFA EFT REV 12/6/	12/6/2017	270		31,625.39
1383310	182701202	12/6/2017	270		2,500,000.00
1383246	172701201	12/6/2017	270		4,917,727.76
1383247	172701202	12/6/2017	270		0.10
1383259	172701203	12/6/2017	270		4,995,987.70
1383260	172701204	12/6/2017	270		4,995,987.70
1383382	182701206	12/6/2017	270		19,000,000.00
1383427	182701207	12/6/2017	270		15,734,942.00
1384558	1814285	12/7/2017	270	64,308,836.84	
1384390	172301201	12/7/2017	270	13,000,000.00	
1384406	172701207 AIRS TA	12/7/2017	270	6,945,419.93	
1384508	173001201	12/7/2017	270	4,000,000.00	
1384395	172701202	12/7/2017	270	3,233,259.00	
1384557	1814284	12/7/2017	270	1,247,906.16	
1384387	1814151	12/7/2017	270	902,345.02	
1384562	1814287	12/7/2017	270	716,347.30	
1384497	1814215	12/7/2017	270	494,272.21	
1384560	1814297	12/7/2017	270	448,348.01	
1384554	1814283	12/7/2017	270	407,100.03	
1384498	1814216	12/7/2017	270	375,579.41	
1384454	1814193	12/7/2017	270	371,228.50	
1384552	1814282	12/7/2017	270	269,734.92	
1384449	1814186	12/7/2017	270	210,468.91	
1383429	1814136	12/7/2017	270	172,545.51	
1384427	1814165	12/7/2017	270	163,814.02	
1384533	1814275	12/7/2017	270	118,429.24	
1384455	1814194	12/7/2017	270	92,807.50	
1383434	1814137	12/7/2017	270	90,944.14	
1384499	1814217	12/7/2017	270	86,270.07	
1384559	Correct Journal Entr	12/7/2017	270	79,754.70	
1384501	1814219	12/7/2017	270	71,864.51	
1384409	172701210 AIRS D€	12/7/2017	270	67,071.54	
1384442	1814179	12/7/2017	270	60,104.78	
1384536	1814276	12/7/2017	270	42,074.14	
1384482	1814213	12/7/2017	270	37,694.34	
1384384	1814150	12/7/2017	270	23,196.43	
1384450	1814187	12/7/2017	270	22,590.00	
1383435	1814138	12/7/2017	270	21,030.05	
1384443	1814180	12/7/2017	270	20,924.93	
1384548	1814281	12/7/2017	270	19,323.14	
1384444	1814181	12/7/2017	270	15,644.21	

Run Date: 6/29/2018
Run Time: 6:24:16PM

Demand Account Activity

Start Date: 7/1/2017 End Date: 6/29/2018

Page: 198
User: 0

Jnl. Entry	Ref #	Trx. Date	Ledger	Debit Amount	Credit Amount
1384561	1814286	12/7/2017	270	15,243.67	
1384547	1814280	12/7/2017	270	12,808.88	
1384428	1814166	12/7/2017	270	12,100.00	
1384556	1814296	12/7/2017	270	9,020.00	
1384445	1814182	12/7/2017	270	8,848.35	
1384544	1814279	12/7/2017	270	7,708.64	
1384549	1814294	12/7/2017	270	7,000.00	
1384553	1814295	12/7/2017	270	6,959.75	
1384430	1814168	12/7/2017	270	6,715.00	
1384502	1814220	12/7/2017	270	5,437.37	
1384397	172701203	12/7/2017	270	5,278.81	
1384446	1814183	12/7/2017	270	5,033.52	
1384504	1814267	12/7/2017	270	4,555.84	
1384479	1814222	12/7/2017	270	3,456.08	
1384503	1814221	12/7/2017	270	3,043.84	
1384480	1814223	12/7/2017	270	3,000.58	
1384487	1814238	12/7/2017	270	2,904.05	
1384451	1814188	12/7/2017	270	2,587.55	
1384483	1814224	12/7/2017	270	2,565.48	
1384500	1814218	12/7/2017	270	2,267.88	
1384485	1814225	12/7/2017	270	2,105.20	
1384494	1814214	12/7/2017	270	1,961.99	
1384541	1814278	12/7/2017	270	1,855.00	
1384543	1814292	12/7/2017	270	1,841.00	
1384542	1814291	12/7/2017	270	1,450.00	
1384431	1814169	12/7/2017	270	1,310.00	
1384408	172701209 AIRS DE	12/7/2017	270	1,081.74	
1384486	1814226	12/7/2017	270	1,015.00	
1384488	1814227	12/7/2017	270	1,008.53	
1384429	1814167	12/7/2017	270	1,000.00	
1384432	1814170	12/7/2017	270	988.75	
1384441	1814178	12/7/2017	270	960.18	
1384447	1814184	12/7/2017	270	773.33	
1384537	1814290	12/7/2017	270	750.00	
1384440	1814177	12/7/2017	270	690.00	
1384448	1814185	12/7/2017	270	676.80	
1384452	1814189	12/7/2017	270	612.51	
1384539	1814277	12/7/2017	270	567.50	
1384489	1814228	12/7/2017	270	462.17	
1384546	1814293	12/7/2017	270	422.93	
1384490	1814229	12/7/2017	270	347.17	
1384439	1814176	12/7/2017	270	342.89	
1384491	1814230	12/7/2017	270	205.00	
1384492	1814231	12/7/2017	270	195.00	
1384438	1814175	12/7/2017	270	124.06	
1384433	1814171	12/7/2017	270	100.00	
1384493	1814232	12/7/2017	270	95.00	
1384563	1814298	12/7/2017	270	70.00	
1384434	1814172	12/7/2017	270	60.80	
1384436	1814173	12/7/2017	270	60.80	
1383436	1814139	12/7/2017	270	55.00	
1384495	1814233	12/7/2017	270	55.00	
1384437	1814174	12/7/2017	270	38.40	
1384530	1814274	12/7/2017	270	31.64	
1384419	1814234	12/7/2017	270	29.02	
1384478	1814235	12/7/2017	270	16.00	

Run Date: 6/29/2018
 Run Time: 6:24:16PM

Demand Account Activity

Page: 199
 User: 0

Start Date: 7/1/2017 End Date: 6/29/2018

Jnl. Entry	Ref #	Trx. Date	Ledger	Debit Amount	Credit Amount
1384481	1814236	12/7/2017	270	12.00	
1384565	1814299	12/7/2017	270	10.00	
1384484	1814237	12/7/2017	270	8.00	
1383437	DFA EFT REV 12/7/	12/7/2017	270		12,110.95
1384394	172701201	12/7/2017	270		1,213,000.00
1384398	172701204	12/7/2017	270		11,116,298.74
1384420	173981205	12/7/2017	270		60,545,367.13
1384423	172701206	12/7/2017	270		25,641,459.56
1384578	172601201	12/8/2017	270	116,000,000.00	
1384986	172701206	12/8/2017	270	36,000,000.00	
1384905	173981201	12/8/2017	270	35,536,000.00	
1384976	173981203	12/8/2017	270	8,859,899.42	
1384895	172701207 AIRS TA	12/8/2017	270	7,089,482.72	
1384995	Correct Journal Entr	12/8/2017	270	7,089,482.71	
1384921	1814379	12/8/2017	270	2,395,499.32	
1384942	1814392	12/8/2017	270	926,126.94	
1384920	1814378	12/8/2017	270	487,804.13	
1384932	1814388	12/8/2017	270	278,257.23	
1384864	172701201	12/8/2017	270	270,000.00	
1384911	1814393	12/8/2017	270	189,919.77	
1384933	1814396	12/8/2017	270	98,287.90	
1384619	1814339	12/8/2017	270	88,146.90	
1384859	1814344	12/8/2017	270	85,515.90	
1384929	1814394	12/8/2017	270	72,842.16	
1384615	1814335	12/8/2017	270	66,128.68	
1384914	1814374	12/8/2017	270	62,948.23	
1384896	172701208 AIRS TA	12/8/2017	270	59,632.88	
1384915	1814375	12/8/2017	270	46,680.00	
1384618	1814338	12/8/2017	270	39,733.69	
1385003	1814439	12/8/2017	270	34,390.91	
1384901	172701210 AIRS DE	12/8/2017	270	29,241.11	
1384931	1814395	12/8/2017	270	28,526.61	
1385004	1814440	12/8/2017	270	24,459.59	
1385005	1814441	12/8/2017	270	13,328.45	
1385006	1814442	12/8/2017	270	9,839.72	
1384917	1814376	12/8/2017	270	7,795.00	
1384872	1814346	12/8/2017	270	7,047.00	
1384934	1814389	12/8/2017	270	5,292.17	
1384870	1814345	12/8/2017	270	4,914.17	
1384617	1814337	12/8/2017	270	4,515.12	
1384616	1814336	12/8/2017	270	4,491.33	
1384949	1814405	12/8/2017	270	4,324.64	
1384605	1814325	12/8/2017	270	3,918.75	
1384898	172701209 AIRS DE	12/8/2017	270	3,817.56	
1385007	1814443	12/8/2017	270	3,539.00	
1384938	1814390	12/8/2017	270	3,527.62	
1385001	1814437	12/8/2017	270	3,378.18	
1384935	1814397	12/8/2017	270	3,326.01	
1384875	1814348	12/8/2017	270	2,505.00	
1384604	1814324	12/8/2017	270	2,191.80	
1384950	1814406	12/8/2017	270	2,000.00	
1385008	1814444	12/8/2017	270	1,940.00	
1384614	1814334	12/8/2017	270	1,827.12	
1384940	1814391	12/8/2017	270	1,789.76	
1384867	172701203	12/8/2017	270	1,671.00	
1384936	1814398	12/8/2017	270	1,408.65	

Run Date: 6/29/2018
 Run Time: 6:24:16PM

Demand Account Activity

Start Date: 7/1/2017 End Date: 6/29/2018

Page: 200
 User: 0

Jnl. Entry	Ref #	Trx. Date	Ledger	Debit Amount	Credit Amount
1385002	1814438	12/8/2017	270	1,320.43	
1384889	1814357	12/8/2017	270	1,219.80	
1384937	1814399	12/8/2017	270	1,100.00	
1384939	1814400	12/8/2017	270	730.94	
1384882	1814352	12/8/2017	270	715.00	
1384878	1814350	12/8/2017	270	665.00	
1384919	1814377	12/8/2017	270	652.50	
1384620	1814340	12/8/2017	270	618.24	
1384874	1814347	12/8/2017	270	610.00	
1384945	1814401	12/8/2017	270	600.00	
1384877	1814349	12/8/2017	270	480.00	
1385016	1814448	12/8/2017	270	300.00	
1384922	1814380	12/8/2017	270	273.19	
1384946	1814402	12/8/2017	270	252.67	
1385019	1814451	12/8/2017	270	225.00	
1384607	1814327	12/8/2017	270	180.00	
1384603	1814323	12/8/2017	270	173.86	
1384891	1814358	12/8/2017	270	155.00	
1385013	1814445	12/8/2017	270	150.00	
1384893	1814359	12/8/2017	270	144.53	
1384880	1814351	12/8/2017	270	130.00	
1385014	1814446	12/8/2017	270	123.00	
1384606	1814326	12/8/2017	270	120.00	
1384951	1814407	12/8/2017	270	115.00	
1385015	1814447	12/8/2017	270	75.00	
1385017	1814449	12/8/2017	270	75.00	
1385020	1814452	12/8/2017	270	75.00	
1385018	1814450	12/8/2017	270	50.00	
1384883	1814353	12/8/2017	270	29.75	
1384947	1814403	12/8/2017	270	14.31	
1384885	1814354	12/8/2017	270	7.60	
1384886	1814355	12/8/2017	270	7.60	
1384888	1814356	12/8/2017	270	4.80	
1384948	1814404	12/8/2017	270	0.79	
1384861	DFA EFT REV 12/8/	12/8/2017	270		8,272.27
1384865	172701202	12/8/2017	270		1,313,000.00
1384871	172701204	12/8/2017	270		4,346,791.10
1384984	172701205	12/8/2017	270		181,804,551.71
1384988	173981206	12/8/2017	270		21,957,100.00
1384994	Back Out Journal Er	12/8/2017	270		7,089,482.72
1385380	172601201	12/11/2017	270	145,000,000.00	
1385387	173001204	12/11/2017	270	52,000,000.00	
1385286	1727014207 AIRS T	12/11/2017	270	8,570,475.10	
1385329	1814505	12/11/2017	270	2,242,215.93	
1385411	172301201	12/11/2017	270	1,000,000.00	
1385407	1814569	12/11/2017	270	903,864.55	
1385328	1814504	12/11/2017	270	200,032.14	
1385333	1814506	12/11/2017	270	185,546.31	
1385334	1814507	12/11/2017	270	180,969.32	
1385399	1814556	12/11/2017	270	129,094.22	
1385302	1814477	12/11/2017	270	83,353.80	
1385403	1814568	12/11/2017	270	75,979.51	
1385324	1814501	12/11/2017	270	71,565.57	
1385375	1814549	12/11/2017	270	62,993.40	
1385303	1814478	12/11/2017	270	52,855.73	
1385379	1814522	12/11/2017	270	37,266.16	

Run Date: 6/29/2018
 Run Time: 6:24:16PM

Demand Account Activity

Start Date: 7/1/2017 End Date: 6/29/2018

Page: 201
 User: 0

Jnl. Entry	Ref #	Trx. Date	Ledger	Debit Amount	Credit Amount
1385336	1814508	12/11/2017	270	33,861.58	
1385331	172701204	12/11/2017	270	15,008.17	
1385304	1814479	12/11/2017	270	14,273.19	
1385298	1814473	12/11/2017	270	9,315.00	
1385301	1814476	12/11/2017	270	9,240.00	
1385337	1814509	12/11/2017	270	8,782.27	
1385300	1814475	12/11/2017	270	8,540.00	
1385299	1814474	12/11/2017	270	8,520.00	
1385297	1814472	12/11/2017	270	8,255.00	
1385400	1814557	12/11/2017	270	7,460.90	
1385287	172701208 AIRS TA	12/11/2017	270	5,929.04	
1385367	1814520	12/11/2017	270	5,195.00	
1385294	1814470	12/11/2017	270	5,020.00	
1385295	1814471	12/11/2017	270	4,905.00	
1385313	1814492	12/11/2017	270	4,476.00	
1385340	1814510	12/11/2017	270	4,374.66	
1385341	1814511	12/11/2017	270	4,179.17	
1385315	1814494	12/11/2017	270	2,940.00	
1385382	1814523	12/11/2017	270	2,677.05	
1385402	1814560	12/11/2017	270	2,511.25	
1385343	1814512	12/11/2017	270	2,190.34	
1385346	1814513	12/11/2017	270	2,018.87	
1385350	1814514	12/11/2017	270	1,856.69	
1385353	1814515	12/11/2017	270	1,400.00	
1385288	172701209 AIRS DE	12/11/2017	270	1,179.19	
1385317	1814496	12/11/2017	270	1,078.00	
1385356	1814516	12/11/2017	270	1,025.00	
1385373	1814521	12/11/2017	270	1,022.50	
1385316	1814495	12/11/2017	270	570.00	
1385291	1814469	12/11/2017	270	462.00	
1385401	1814558	12/11/2017	270	420.16	
1385314	1814493	12/11/2017	270	380.00	
1385360	1814517	12/11/2017	270	343.00	
1385362	1814518	12/11/2017	270	300.00	
1385319	1814497	12/11/2017	270	100.00	
1385418	Back Out Journal Er	12/11/2017	270	85.22	
1385365	1814519	12/11/2017	270	60.00	
1385310	1814491	12/11/2017	270	53.76	
1385320	1814498	12/11/2017	270	15.20	
1385322	1814499	12/11/2017	270	15.20	
1385323	1814500	12/11/2017	270	9.60	
1385028	DFA EFT REV 12/1'	12/11/2017	270		24,650.29
1385276	172101201	12/11/2017	270		621,000.00
1385277	172701202	12/11/2017	270		13,420,912.10
1385332	172701203	12/11/2017	270		15,008.17
1385342	172701206	12/11/2017	270		29,530,373.46
1385391	173981204	12/11/2017	270		155,132,312.17
1385406	172701215	12/11/2017	270		11,631,695.88
1385412	172701216	12/11/2017	270		85.22
1385838	172601201	12/12/2017	270	26,000,000.00	
1385729	172701207 AIRS TA	12/12/2017	270	18,373,857.24	
1385831	1814658	12/12/2017	270	1,948,552.36	
1385731	172701209 AIRS DE	12/12/2017	270	1,517,075.02	
1385851	1814676	12/12/2017	270	1,372,462.60	
1385835	1814660	12/12/2017	270	538,640.24	
1385814	1814643	12/12/2017	270	185,426.32	

Run Date: 6/29/2018
Run Time: 6:24:16PM

Demand Account Activity

Start Date: 7/1/2017 End Date: 6/29/2018

Page: 202
User: 0

Jnl. Entry	Ref #	Trx. Date	Ledger	Debit Amount	Credit Amount
1385435	172701201	12/12/2017	270	168,000.00	
1385833	1814659	12/12/2017	270	145,102.97	
1385775	1814614	12/12/2017	270	78,971.38	
1385813	1814642	12/12/2017	270	66,344.59	
1385773	1814612	12/12/2017	270	56,957.88	
1385730	172701208 AIRS TA	12/12/2017	270	35,970.88	
1385830	1814657	12/12/2017	270	28,368.17	
1385818	1814645	12/12/2017	270	18,551.73	
1385819	1814646	12/12/2017	270	16,031.01	
1385853	1814678	12/12/2017	270	13,294.68	
1385850	1814675	12/12/2017	270	8,159.22	
1385828	1814655	12/12/2017	270	8,060.00	
1385772	1814611	12/12/2017	270	7,481.51	
1385764	1814603	12/12/2017	270	6,929.16	
1385820	1814647	12/12/2017	270	6,807.54	
1385816	1814644	12/12/2017	270	4,782.90	
1385757	1814596	12/12/2017	270	4,603.00	
1385796	1814669	12/12/2017	270	4,462.83	
1385777	1814616	12/12/2017	270	3,392.00	
1385825	1814652	12/12/2017	270	3,354.66	
1385733	172701211 AIRS DE	12/12/2017	270	3,206.46	
1385755	1814594	12/12/2017	270	3,135.00	
1385765	1814604	12/12/2017	270	3,090.60	
1385824	1814651	12/12/2017	270	2,594.33	
1385821	1814648	12/12/2017	270	2,594.23	
1385774	1814613	12/12/2017	270	2,432.49	
1385776	1814615	12/12/2017	270	2,319.07	
1385768	1814607	12/12/2017	270	1,920.00	
1385766	1814605	12/12/2017	270	1,812.50	
1385845	1814670	12/12/2017	270	1,500.00	
1385829	1814656	12/12/2017	270	1,257.50	
1385767	1814606	12/12/2017	270	1,250.00	
1385732	172701210 AIRS DE	12/12/2017	270	1,176.46	
1385842	1814664	12/12/2017	270	1,146.08	
1385846	1814671	12/12/2017	270	1,072.33	
1385847	1814672	12/12/2017	270	887.52	
1385848	1814673	12/12/2017	270	817.24	
1385826	1814653	12/12/2017	270	693.07	
1385840	1814663	12/12/2017	270	667.88	
1385759	1814598	12/12/2017	270	653.00	
1385756	1814595	12/12/2017	270	600.00	
1385849	1814674	12/12/2017	270	497.55	
1385758	1814597	12/12/2017	270	390.00	
1385769	1814608	12/12/2017	270	120.00	
1385760	1814599	12/12/2017	270	115.00	
1385822	1814649	12/12/2017	270	100.00	
1385423	1814571	12/12/2017	270	86.64	
1385823	1814650	12/12/2017	270	75.00	
1385839	1814662	12/12/2017	270	73.96	
1385771	1814610	12/12/2017	270	70.64	
1385827	1814654	12/12/2017	270	30.33	
1385852	1814677	12/12/2017	270	22.44	
1385422	1814570	12/12/2017	270	13.08	
1385770	1814609	12/12/2017	270	8.50	
1385761	1814600	12/12/2017	270	7.60	
1385762	1814601	12/12/2017	270	7.60	

Run Date: 6/29/2018
 Run Time: 6:24:16PM

Demand Account Activity

Start Date: 7/1/2017 End Date: 6/29/2018

Page: 203
 User: 0

Jnl. Entry	Ref #	Trx. Date	Ledger	Debit Amount	Credit Amount
1385837	1814661	12/12/2017	270	5.08	
1385763	1814602	12/12/2017	270	4.80	
1385432	DFA EFT REV 12/12	12/12/2017	270		10,232.55
1385734	172701202	12/12/2017	270		9,344,465.59
1385743	172701203	12/12/2017	270		28,953,500.00
1385784	172701204	12/12/2017	270		5,491,584.17
1385789	172701205	12/12/2017	270		7,069,738.62
1386157	172701207 AIRS TA	12/13/2017	270	38,179,743.38	
1386175	172701204	12/13/2017	270	11,134,833.34	
1386166	1814695	12/13/2017	270	7,330,604.49	
1386209	1814731	12/13/2017	270	3,956,642.98	
1386208	1814730	12/13/2017	270	1,587,693.75	
1386290	1814805	12/13/2017	270	1,512,398.00	
1386243	1814772	12/13/2017	270	1,185,144.70	
1386177	1814807	12/13/2017	270	416,994.54	
1386170	1814699	12/13/2017	270	281,900.00	
1386232	1814798	12/13/2017	270	276,004.07	
1386284	1814803	12/13/2017	270	147,869.80	
1386280	1814797	12/13/2017	270	118,916.19	
1386152	1814689	12/13/2017	270	107,267.00	
1386161	1814690	12/13/2017	270	70,911.00	
1386168	1814697	12/13/2017	270	70,597.85	
1386171	1814700	12/13/2017	270	61,061.26	
1386210	1814732	12/13/2017	270	53,822.44	
1386167	1814696	12/13/2017	270	33,936.31	
1386281	1814799	12/13/2017	270	26,143.36	
1386158	172701208 AIRS TA	12/13/2017	270	25,291.18	
1386244	1814759	12/13/2017	270	24,456.38	
1386235	1814755	12/13/2017	270	22,642.40	
1386238	1814757	12/13/2017	270	22,368.25	
1386211	1814733	12/13/2017	270	18,992.87	
1386245	1814760	12/13/2017	270	15,852.15	
1386193	1814800	12/13/2017	270	11,485.34	
1386237	1814756	12/13/2017	270	10,796.12	
1386291	1814806	12/13/2017	270	10,169.81	
1386254	1814774	12/13/2017	270	9,190.00	
1386239	1814758	12/13/2017	270	8,062.00	
1386169	1814698	12/13/2017	270	7,719.00	
1386233	1814753	12/13/2017	270	5,066.55	
1386246	1814761	12/13/2017	270	3,904.47	
1386247	1814762	12/13/2017	270	3,730.42	
1386174	1814706	12/13/2017	270	3,085.00	
1386282	1814801	12/13/2017	270	2,968.03	
1386182	1814708	12/13/2017	270	2,821.00	
1386159	172701209 AIRS DE	12/13/2017	270	2,640.43	
1386195	1814721	12/13/2017	270	1,658.13	
1386256	1814775	12/13/2017	270	1,641.50	
1386283	1814802	12/13/2017	270	1,360.48	
1386242	1814771	12/13/2017	270	1,333.88	
1386248	1814763	12/13/2017	270	1,324.87	
1386163	1814692	12/13/2017	270	1,172.50	
1386249	1814764	12/13/2017	270	1,059.00	
1386212	1814734	12/13/2017	270	1,047.04	
1386289	1814804	12/13/2017	270	983.50	
1386181	1814707	12/13/2017	270	590.00	
1386164	1814693	12/13/2017	270	420.00	

Run Date: 6/29/2018
 Run Time: 6:24:16PM

Demand Account Activity

Page: 204
 User: 0

Start Date: 7/1/2017 End Date: 6/29/2018

Jnl. Entry	Ref #	Trx. Date	Ledger	Debit Amount	Credit Amount
1386253	1814773	12/13/2017	270	230.56	
1386183	1814709	12/13/2017	270	230.00	
1386189	1814715	12/13/2017	270	225.00	
1386234	1814754	12/13/2017	270	174.00	
1386190	1814716	12/13/2017	270	123.00	
1386184	1814710	12/13/2017	270	110.00	
1386250	1814765	12/13/2017	270	75.52	
1386191	1814717	12/13/2017	270	75.00	
1386162	1814691	12/13/2017	270	55.00	
1386185	1814711	12/13/2017	270	50.00	
1386240	1814769	12/13/2017	270	40.00	
1386165	1814694	12/13/2017	270	36.72	
1386186	1814712	12/13/2017	270	22.80	
1386187	1814713	12/13/2017	270	22.80	
1386188	1814714	12/13/2017	270	14.40	
1386241	1814770	12/13/2017	270	12.00	
1386251	1814766	12/13/2017	270	8.00	
1386141	1814767	12/13/2017	270	4.00	
1386236	1814768	12/13/2017	270	4.00	
1386213	1814735	12/13/2017	270	0.20	
1385854	DFA EFT REV 12/13	12/13/2017	270		6,048.00
1386143	172701201	12/13/2017	270		1,086,000.00
1386144	172701202	12/13/2017	270		7,330,604.49
1386146	172701203	12/13/2017	270		8,647,943.43
1386199	172701205	12/13/2017	270		14,694,788.47
1386252	182701202	12/13/2017	270		35,000,000.00
1386743	172601201	12/14/2017	270	159,000,000.00	
1386749	Correct Journal Entr	12/14/2017	270	158,000,000.00	
1386636	1814884	12/14/2017	270	59,393,826.74	
1386574	172701207 AIRS TA	12/14/2017	270	45,156,314.16	
1386580	173001204	12/14/2017	270	25,000,000.00	
1386718	Correct Journal Entr	12/14/2017	270	25,000,000.00	
1386750	1814961	12/14/2017	270	4,667,051.98	
1386724	1814948	12/14/2017	270	1,603,031.49	
1386581	172701202	12/14/2017	270	1,000,000.00	
1386596	1814827	12/14/2017	270	760,000.00	
1386598	1814828	12/14/2017	270	676,000.00	
1386673	1814894	12/14/2017	270	320,000.00	
1386740	1814962	12/14/2017	270	275,000.00	
1386599	1814829	12/14/2017	270	254,000.00	
1386611	1814836	12/14/2017	270	183,004.91	
1386651	1814878	12/14/2017	270	177,910.77	
1386751	1814963	12/14/2017	270	175,000.00	
1386601	1814830	12/14/2017	270	130,000.00	
1386726	1814950	12/14/2017	270	82,791.62	
1386706	1814954	12/14/2017	270	75,000.00	
1386655	1814885	12/14/2017	270	62,767.86	
1386725	1814949	12/14/2017	270	55,360.92	
1386747	1814960	12/14/2017	270	54,354.00	
1386656	1814886	12/14/2017	270	53,648.38	
1386575	172701208 AIRS TA	12/14/2017	270	44,289.34	
1386658	1814887	12/14/2017	270	43,756.74	
1386653	1814879	12/14/2017	270	37,164.14	
1386608	1814834	12/14/2017	270	35,027.93	
1386661	1814888	12/14/2017	270	28,461.65	
1386589	1814837	12/14/2017	270	28,222.48	

Run Date: 6/29/2018
 Run Time: 6:24:16PM

Demand Account Activity

Page: 205
 User: 0

Start Date: 7/1/2017 End Date: 6/29/2018

Jnl. Entry	Ref #	Trx. Date	Ledger	Debit Amount	Credit Amount
1386603	1814831	12/14/2017	270	20,000.00	
1386597	1814840	12/14/2017	270	18,235.00	
1386592	1814838	12/14/2017	270	16,472.34	
1386610	1814835	12/14/2017	270	14,476.00	
1386605	1814832	12/14/2017	270	14,000.00	
1386594	1814839	12/14/2017	270	13,332.71	
1386722	1814946	12/14/2017	270	12,197.50	
1386663	1814889	12/14/2017	270	9,676.68	
1386578	172701210 AIRS DE	12/14/2017	270	9,228.14	
1386739	1814953	12/14/2017	270	8,054.73	
1386591	1814825	12/14/2017	270	8,050.00	
1386606	1814833	12/14/2017	270	8,000.00	
1386602	1814859	12/14/2017	270	5,635.00	
1386674	1814895	12/14/2017	270	4,569.45	
1386728	1814952	12/14/2017	270	3,580.95	
1386745	1814958	12/14/2017	270	3,532.00	
1386721	1814945	12/14/2017	270	3,472.61	
1386741	1814955	12/14/2017	270	3,325.00	
1386712	1814918	12/14/2017	270	2,775.00	
1386710	1814917	12/14/2017	270	1,782.50	
1386600	1814841	12/14/2017	270	1,550.00	
1386609	1814844	12/14/2017	270	1,453.00	
1386604	1814860	12/14/2017	270	1,070.00	
1386727	1814951	12/14/2017	270	1,053.41	
1386744	1814957	12/14/2017	270	900.00	
1386660	1814880	12/14/2017	270	791.77	
1386746	1814959	12/14/2017	270	610.00	
1386662	1814881	12/14/2017	270	531.13	
1386717	1814942	12/14/2017	270	500.00	
1386577	172701209 AIRS DE	12/14/2017	270	472.79	
1386742	1814956	12/14/2017	270	435.00	
1386667	1814890	12/14/2017	270	337.42	
1386664	1814882	12/14/2017	270	300.00	
1386723	1814947	12/14/2017	270	244.40	
1386616	1814846	12/14/2017	270	210.00	
1386668	1814891	12/14/2017	270	200.02	
1386613	1814845	12/14/2017	270	150.00	
1386622	1814850	12/14/2017	270	110.00	
1386719	1814943	12/14/2017	270	100.00	
1386593	1814826	12/14/2017	270	100.00	
1386618	1814847	12/14/2017	270	45.60	
1386619	1814848	12/14/2017	270	45.60	
1386621	1814849	12/14/2017	270	28.80	
1386669	1814892	12/14/2017	270	28.55	
1386720	1814944	12/14/2017	270	23.26	
1386671	1814893	12/14/2017	270	20.23	
18148	1814851	12/14/2017	270	4.25	
1386665	1814883	12/14/2017	270	0.41	
1386560	172701201	12/14/2017	270		8,115,872.57
1386595	172701203	12/14/2017	270		280,308,015.28
1386617	172701204	12/14/2017	270		3,993,877.78
1386623	172701205	12/14/2017	270		647,000.00
1386708	172701206	12/14/2017	270		5,694,080.95
1386711	Back Out Journal Er	12/14/2017	270		25,000,000.00
1386748	Back Out Journal Er	12/14/2017	270		159,000,000.00
1387088	172701201	12/15/2017	270	72,016,797.45	

Run Date: 6/29/2018
Run Time: 6:24:16PM

Demand Account Activity

Start Date: 7/1/2017 End Date: 6/29/2018

Page: 206
User: 0

Jnl. Entry	Ref #	Trx. Date	Ledger	Debit Amount	Credit Amount
1387170	172601201	12/15/2017	270	32,000,000.00	
1387014	172701207 AIRS TA	12/15/2017	270	22,977,113.40	
1387145	1815109	12/15/2017	270	12,599,350.70	
1387031	1814991	12/15/2017	270	8,099,072.48	
1387111	1815053	12/15/2017	270	7,566,076.20	
1387090	172701202	12/15/2017	270	4,142,359.31	
1387053	1815042	12/15/2017	270	2,751,212.80	
1387099	1815043	12/15/2017	270	1,646,503.06	
1387087	1815041	12/15/2017	270	814,423.07	
1387112	1815054	12/15/2017	270	773,229.97	
1387110	1815071	12/15/2017	270	724,416.79	
1387149	1815110	12/15/2017	270	436,966.00	
1387084	1815063	12/15/2017	270	377,274.98	
1387113	1815055	12/15/2017	270	279,494.19	
1387133	1815059	12/15/2017	270	266,718.16	
1387143	1815105	12/15/2017	270	234,249.60	
1387171	1815113	12/15/2017	270	214,281.75	
1387103	1815044	12/15/2017	270	212,840.00	
1387134	1815060	12/15/2017	270	211,860.00	
1387119	1815056	12/15/2017	270	99,517.97	
1387089	1815061	12/15/2017	270	98,461.81	
1387027	1814987	12/15/2017	270	90,236.69	
1387129	1815057	12/15/2017	270	60,578.36	
1387015	172701208 AIRS TA	12/15/2017	270	46,244.30	
1387107	1815046	12/15/2017	270	46,183.03	
1387105	1815045	12/15/2017	270	41,888.62	
1387017	172701210 AIRS DE	12/15/2017	270	28,334.64	
1387098	1815064	12/15/2017	270	26,562.42	
1387028	1814988	12/15/2017	270	24,456.45	
1387029	1814989	12/15/2017	270	23,195.40	
1387032	1814992	12/15/2017	270	20,431.42	
1387144	1815107	12/15/2017	270	20,420.00	
1387159	1815112	12/15/2017	270	13,382.90	
1387131	1815099	12/15/2017	270	10,793.68	
1387093	1815062	12/15/2017	270	9,082.66	
1387030	1814990	12/15/2017	270	9,057.15	
1387043	1815100	12/15/2017	270	8,988.00	
1387132	1815058	12/15/2017	270	8,986.72	
1387101	1815066	12/15/2017	270	6,142.67	
1386757	1815003	12/15/2017	270	4,857.00	
1386768	1814977	12/15/2017	270	4,676.50	
1387083	1815039	12/15/2017	270	4,205.00	
1387033	1814993	12/15/2017	270	3,807.01	
1387138	1815101	12/15/2017	270	3,659.00	
1387137	1815102	12/15/2017	270	3,659.00	
1387140	1815103	12/15/2017	270	3,659.00	
1387044	1815005	12/15/2017	270	2,160.00	
1387057	1815016	12/15/2017	270	1,997.32	
1387055	1815040	12/15/2017	270	1,687.50	
1386764	1814973	12/15/2017	270	1,600.00	
1386766	1814975	12/15/2017	270	1,500.00	
1387054	1815007	12/15/2017	270	1,481.00	
1387114	1815087	12/15/2017	270	1,142.84	
1387016	172701209 AIRS DE	12/15/2017	270	901.49	
1387142	1815104	12/15/2017	270	817.73	
1387034	1814994	12/15/2017	270	647.00	

Run Date: 6/29/2018
 Run Time: 6:24:16PM

Demand Account Activity

Start Date: 7/1/2017 End Date: 6/29/2018

Page: 207
 User: 0

Jnl. Entry	Ref #	Trx. Date	Ledger	Debit Amount	Credit Amount
1386762	1814971	12/15/2017	270	616.54	
1387050	1815006	12/15/2017	270	420.00	
1387046	1815004	12/15/2017	270	410.00	
1386763	1814972	12/15/2017	270	329.17	
1386770	1814979	12/15/2017	270	315.00	
1387100	1815065	12/15/2017	270	314.06	
1387045	1815008	12/15/2017	270	200.00	
1387172	1815114	12/15/2017	270	194.00	
1387102	1815067	12/15/2017	270	181.44	
1386769	1814978	12/15/2017	270	147.25	
1387104	1815068	12/15/2017	270	82.19	
1386765	1814974	12/15/2017	270	79.54	
1387035	1814995	12/15/2017	270	55.00	
1386767	1814976	12/15/2017	270	54.00	
1387047	1815009	12/15/2017	270	15.20	
1387049	1815010	12/15/2017	270	15.20	
1387052	1815011	12/15/2017	270	9.60	
1387106	1815069	12/15/2017	270	2.28	
1387109	1815070	12/15/2017	270	0.24	
1387042	DFA EFT REV	12/15/2017	270		51,552.84
1387051	DSMV E TICKET RE	12/15/2017	270		2.00
1387018	172701201	12/15/2017	270		13,235,344.24
1387019	172701202	12/15/2017	270		870,000.00
1387020	172701203	12/15/2017	270		8,099,072.48
1387167	172701206	12/15/2017	270		147,131,268.86
1387196	172701207	12/18/2017	270	123,154,385.48	
1387533	1815189	12/18/2017	270	22,366,641.76	
1387509	172701205	12/18/2017	270	1,101,774.31	
1387584	1815231	12/18/2017	270	604,857.15	
1387561	1815208	12/18/2017	270	449,228.41	
1387193	1815128	12/18/2017	270	305,478.00	
1387469	1815130	12/18/2017	270	149,714.71	
1387563	1815209	12/18/2017	270	96,632.24	
1387468	1815129	12/18/2017	270	86,666.00	
1387497	1815153	12/18/2017	270	85,583.93	
1387547	1815190	12/18/2017	270	83,498.28	
1387496	1815191	12/18/2017	270	71,556.92	
1387470	1815131	12/18/2017	270	66,694.79	
1387592	1815240	12/18/2017	270	46,458.17	
1387168	1815116	12/18/2017	270	38,263.00	
1387550	1815206	12/18/2017	270	37,375.31	
1387587	1815233	12/18/2017	270	34,500.00	
1387546	1815185	12/18/2017	270	31,493.98	
1387537	1815193	12/18/2017	270	26,245.20	
1387199	172701209 AIRS DE	12/18/2017	270	24,933.31	
1387538	1815194	12/18/2017	270	22,069.04	
1387586	1815232	12/18/2017	270	19,932.93	
1387536	1815192	12/18/2017	270	17,433.00	
1387530	1815186	12/18/2017	270	12,639.48	
1387591	1815237	12/18/2017	270	10,525.00	
1387579	1815228	12/18/2017	270	9,932.67	
1387564	1815210	12/18/2017	270	9,712.60	
1387588	1815234	12/18/2017	270	9,280.00	
1387590	1815236	12/18/2017	270	9,185.00	
1387589	1815235	12/18/2017	270	8,170.00	
1387585	1815238	12/18/2017	270	7,335.00	

Run Date: 6/29/2018
 Run Time: 6:24:16PM

Demand Account Activity

Page: 208
 User: 0

Start Date: 7/1/2017 End Date: 6/29/2018

Jnl. Entry	Ref #	Trx. Date	Ledger	Debit Amount	Credit Amount
1387581	1815229	12/18/2017	270	6,314.00	
1387540	1815207	12/18/2017	270	5,378.31	
1387593	1815239	12/18/2017	270	5,367.69	
1387531	1815187	12/18/2017	270	4,821.65	
1387554	1815200	12/18/2017	270	4,255.00	
1387200	172701210 AIRS DE	12/18/2017	270	3,502.89	
1387501	1815155	12/18/2017	270	3,335.00	
1387488	1815146	12/18/2017	270	3,306.00	
1387548	1815205	12/18/2017	270	3,253.85	
1387578	1815224	12/18/2017	270	1,742.00	
1387580	1815225	12/18/2017	270	1,622.50	
1387532	1815188	12/18/2017	270	1,500.78	
1387198	172701208 AIRS TA	12/18/2017	270	1,200.00	
1387471	1815132	12/18/2017	270	898.40	
1387565	1815211	12/18/2017	270	877.74	
1387582	1815230	12/18/2017	270	743.10	
1387502	1815156	12/18/2017	270	640.00	
1387555	1815201	12/18/2017	270	612.50	
1387577	1815227	12/18/2017	270	600.00	
1387490	1815148	12/18/2017	270	581.00	
1387545	1815196	12/18/2017	270	571.98	
1387566	1815212	12/18/2017	270	363.72	
1387567	1815213	12/18/2017	270	344.82	
1387583	1815226	12/18/2017	270	300.00	
1387489	1815147	12/18/2017	270	280.00	
1387491	1815149	12/18/2017	270	110.00	
1387472	1815133	12/18/2017	270	100.40	
1387551	1815197	12/18/2017	270	93.13	
1387498	1815154	12/18/2017	270	66.22	
1387492	1815150	12/18/2017	270	15.20	
1387494	1815151	12/18/2017	270	15.20	
1387495	1815152	12/18/2017	270	9.60	
1387552	1815198	12/18/2017	270	1.99	
1387539	1815195	12/18/2017	270	1.00	
1387553	1815199	12/18/2017	270	0.30	
1387178	172701201	12/18/2017	270	0.08	
1387197	DFA EFT REV 12/18	12/18/2017	270		160,132.95
1387480	EticRevDSMV acct#	12/18/2017	270		200.00
1387478	172701203	12/18/2017	270		9,079,153.23
1387479	172701204	12/18/2017	270		75,371,679.61
1387511	172701206	12/18/2017	270		1,101,774.31
1387179	172701202	12/18/2017	270		2,216,000.00
1387562	172701206	12/18/2017	270		51,564,402.31
1387549	172801201	12/18/2017	270		9,000,000.00
1388148	172701207 AIRS TA	12/19/2017	270	101,490,572.52	
1388179	1815281	12/19/2017	270	8,198,559.28	
1388237	173151201	12/19/2017	270	7,518,486.90	
1388204	1815318	12/19/2017	270	1,505,630.97	
1388157	1815325	12/19/2017	270	1,321,376.88	
1388246	1815349	12/19/2017	270	923,000.00	
1388122	1815252	12/19/2017	270	542,417.57	
1388130	1815256	12/19/2017	270	427,879.20	
1388132	1815257	12/19/2017	270	222,784.77	
1388134	1815258	12/19/2017	270	188,205.93	
1388152	1815267	12/19/2017	270	129,223.20	
1388154	1815316	12/19/2017	270	89,457.23	

Run Date: 6/29/2018
 Run Time: 6:24:16PM

Demand Account Activity

Start Date: 7/1/2017 End Date: 6/29/2018

Page: 209
 User: 0

Jnl. Entry	Ref #	Trx. Date	Ledger	Debit Amount	Credit Amount
1388136	1815259	12/19/2017	270	75,078.62	
1388140	1815260	12/19/2017	270	61,838.10	
1388139	1815261	12/19/2017	270	47,053.09	
1388147	1815264	12/19/2017	270	31,197.02	
1388142	1815262	12/19/2017	270	28,595.44	
1388236	1815338	12/19/2017	270	18,960.86	
1388208	1815319	12/19/2017	270	17,692.36	
1388222	172701203	12/19/2017	270	10,450.00	
1388209	1815320	12/19/2017	270	8,234.91	
1388124	1815253	12/19/2017	270	7,972.84	
1388144	1815263	12/19/2017	270	7,761.75	
1388126	1815254	12/19/2017	270	5,581.99	
1388187	1815301	12/19/2017	270	5,320.00	
1388128	1815255	12/19/2017	270	4,728.58	
1388210	1815321	12/19/2017	270	3,809.07	
1388143	1815272	12/19/2017	270	3,791.00	
1388207	1815317	12/19/2017	270	3,266.92	
1388160	1815274	12/19/2017	270	2,490.00	
1388153	1815268	12/19/2017	270	2,240.00	
1388211	1815322	12/19/2017	270	1,430.60	
1388188	1815302	12/19/2017	270	775.00	
1388149	1815265	12/19/2017	270	693.45	
1388161	1815275	12/19/2017	270	480.00	
1388162	1815276	12/19/2017	270	446.00	
1388159	1815273	12/19/2017	270	330.00	
1388238	1815339	12/19/2017	270	241.30	
1388215	1815326	12/19/2017	270	179.49	
1388239	1815340	12/19/2017	270	150.00	
1388240	1815341	12/19/2017	270	150.00	
1388216	1815327	12/19/2017	270	139.00	
1388189	1815303	12/19/2017	270	75.00	
1388163	1815277	12/19/2017	270	50.00	
1388186	1815298	12/19/2017	270	50.00	
1388150	1815266	12/19/2017	270	17.44	
1388164	1815278	12/19/2017	270	15.20	
1388166	1815279	12/19/2017	270	15.20	
1388167	1815280	12/19/2017	270	9.60	
1388127	172701202	12/19/2017	270	5.00	
1388212	1815323	12/19/2017	270	3.34	
1388213	1815324	12/19/2017	270	0.77	
1388158	DFA EFT REV 12/19/2017	12/19/2017	270		17,382.24
1388220	172701201	12/19/2017	270		78,575,625.95
1388221	172701202	12/19/2017	270		10,450.00
1388224	172701204	12/19/2017	270		8,126,088.36
1388125	172701201	12/19/2017	270		1,578,000.00
1388151	172701203	12/19/2017	270		13,334,099.22
1388247	172601201	12/19/2017	270		21,000,000.00
1388682	182701210	12/20/2017	270	101,000,000.00	
1388589	172701207 AIRS TA	12/20/2017	270	37,419,997.74	
1388584	1815366	12/20/2017	270	17,529,903.79	
1388649	1815426	12/20/2017	270	17,516,869.80	
1388613	Back Out Journal Er	12/20/2017	270	6,818,741.71	
1388712	1815482	12/20/2017	270	5,957,915.53	
1388716	Back Out Journal Er	12/20/2017	270	2,000,000.00	
1388650	1815427	12/20/2017	270	1,450,508.94	
1388644	182701206	12/20/2017	270	1,300,000.00	

Run Date: 6/29/2018
Run Time: 6:24:16PM

Demand Account Activity

Start Date: 7/1/2017 End Date: 6/29/2018

Page: 210
User: 0

Jnl. Entry	Ref #	Trx. Date	Ledger	Debit Amount	Credit Amount
1388643	1815421	12/20/2017	270	1,254,092.70	
1388685	1815464	12/20/2017	270	843,201.70	
1388704	1815481	12/20/2017	270	565,995.51	
1388653	1815428	12/20/2017	270	424,135.71	
1388690	1815475	12/20/2017	270	285,685.00	
1388713	1815483	12/20/2017	270	276,195.09	
1388578	1815361	12/20/2017	270	185,050.34	
1388619	1815397	12/20/2017	270	165,000.00	
1388579	1815362	12/20/2017	270	153,794.62	
1388580	1815363	12/20/2017	270	143,470.14	
1388645	1815422	12/20/2017	270	129,414.60	
1388698	1815476	12/20/2017	270	89,230.00	
1388656	1815429	12/20/2017	270	86,990.40	
1388620	1815398	12/20/2017	270	68,417.04	
1388660	1815433	12/20/2017	270	59,494.77	
1388657	1815430	12/20/2017	270	45,733.80	
1388666	1815438	12/20/2017	270	39,929.40	
1388590	172701208 AIRS TA	12/20/2017	270	37,514.77	
1388586	1815367	12/20/2017	270	35,100.75	
1388661	1815434	12/20/2017	270	31,772.16	
1388691	1815465	12/20/2017	270	20,629.12	
1388646	1815423	12/20/2017	270	19,351.41	
1388259	1815357	12/20/2017	270	18,218.57	
1388612	1815391	12/20/2017	270	18,115.00	
1388684	1815463	12/20/2017	270	16,372.12	
1388662	1815435	12/20/2017	270	10,889.70	
1388658	1815431	12/20/2017	270	7,106.54	
1388714	1815484	12/20/2017	270	5,237.75	
1388592	172701210 AIRS DE	12/20/2017	270	4,710.29	
1388621	1815399	12/20/2017	270	3,864.00	
1388664	1815436	12/20/2017	270	3,650.00	
1388700	1815472	12/20/2017	270	3,475.00	
1388705	1815480	12/20/2017	270	2,790.00	
1388665	1815437	12/20/2017	270	2,639.92	
1388623	1815401	12/20/2017	270	2,385.00	
1388581	1815364	12/20/2017	270	2,049.48	
1388667	1815439	12/20/2017	270	1,845.31	
1388679	1815462	12/20/2017	270	1,772.81	
1388647	1815424	12/20/2017	270	1,260.00	
1388692	1815466	12/20/2017	270	1,170.52	
1388659	1815432	12/20/2017	270	920.63	
1388591	172701209 AIRS DE	12/20/2017	270	818.14	
1388699	1815471	12/20/2017	270	780.00	
1388701	1815477	12/20/2017	270	776.00	
1388648	1815425	12/20/2017	270	756.00	
1388625	1815403	12/20/2017	270	736.00	
1388668	1815440	12/20/2017	270	660.00	
1388702	1815473	12/20/2017	270	485.00	
1388624	1815402	12/20/2017	270	450.00	
1388583	1815365	12/20/2017	270	425.52	
1388697	1815470	12/20/2017	270	340.00	
1388622	1815400	12/20/2017	270	320.00	
1388669	1815441	12/20/2017	270	279.25	
1388695	1815468	12/20/2017	270	260.00	
1388609	182701202	12/20/2017	270	205.00	
1388626	1815404	12/20/2017	270	130.00	

Run Date: 6/29/2018
 Run Time: 6:24:16PM

Demand Account Activity

Start Date: 7/1/2017 End Date: 6/29/2018

Page: 211
 User: 0

Jnl. Entry	Ref #	Trx. Date	Ledger	Debit Amount	Credit Amount
1388694	1815467	12/20/2017	270	59.03	
1388614	1815392	12/20/2017	270	30.40	
1388615	1815393	12/20/2017	270	30.40	
1388617	1815395	12/20/2017	270	25.00	
1388703	1815474	12/20/2017	270	20.00	
1388616	1815394	12/20/2017	270	19.20	
1388696	1815469	12/20/2017	270	8.50	
1388618	1815396	12/20/2017	270	1.00	
1388606	DFA EFT REV 12/20	12/20/2017	270		25,994.83
1388608	182701201	12/20/2017	270		6,818,741.71
1388707	182701208	12/20/2017	270		128,920,364.58
1388708	182701209	12/20/2017	270		29,417,564.23
1388710	182701211	12/20/2017	270		2,000,000.00
1388561	172701201	12/20/2017	270		17,529,903.79
1388717	Correct Journal Entr	12/20/2017	270		3,000,000.00
1388674	Correct Journal Entr	12/20/2017	270		6,818,741.71
1388715	182701211	12/20/2017	270		2,370,000.00
1389910	1815609	12/21/2017	270	102,070,689.92	
1389829	172701207 AIRS TA	12/21/2017	270	89,135,083.05	
1389891	1815597	12/21/2017	270	9,374,583.35	
1389850	172601201	12/21/2017	270	9,000,000.00	
1389792	1815530	12/21/2017	270	2,500,000.00	
1389793	1815531	12/21/2017	270	2,500,000.00	
1389906	1815608	12/21/2017	270	1,282,524.41	
1389939	1815625	12/21/2017	270	536,819.53	
1389780	1815518	12/21/2017	270	528,624.15	
1389920	1815612	12/21/2017	270	471,719.50	
1389938	1815624	12/21/2017	270	402,701.41	
1389769	1815534	12/21/2017	270	241,020.45	
1389968	1815671	12/21/2017	270	187,170.16	
1389791	1815529	12/21/2017	270	168,560.36	
1389781	1815519	12/21/2017	270	163,780.00	
1389818	1815545	12/21/2017	270	151,751.00	
1389871	1815577	12/21/2017	270	133,805.94	
1389918	1815611	12/21/2017	270	122,181.80	
1389895	1815600	12/21/2017	270	111,259.34	
1389790	1815528	12/21/2017	270	109,812.56	
1389789	1815527	12/21/2017	270	104,136.50	
1389937	1815623	12/21/2017	270	86,709.34	
1389788	1815526	12/21/2017	270	78,939.82	
1389775	1815513	12/21/2017	270	66,206.54	
1389879	1815586	12/21/2017	270	57,559.20	
1389776	1815514	12/21/2017	270	53,628.47	
1389795	1815533	12/21/2017	270	39,974.62	
1389967	1815670	12/21/2017	270	31,129.49	
1389787	1815525	12/21/2017	270	28,332.01	
1389830	172701208 AIRS TA	12/21/2017	270	22,079.89	
1389905	1815607	12/21/2017	270	22,037.87	
1389767	1815511	12/21/2017	270	16,255.00	
1389809	1815541	12/21/2017	270	15,791.00	
1389786	1815524	12/21/2017	270	14,840.54	
1389777	1815515	12/21/2017	270	14,535.00	
1389894	1815599	12/21/2017	270	14,463.86	
1389832	172701210 AIRS DE	12/21/2017	270	12,941.41	
1389882	1815589	12/21/2017	270	10,273.66	
1389785	1815523	12/21/2017	270	9,919.71	

Run Date: 6/29/2018
Run Time: 6:24:16PM

Demand Account Activity

Start Date: 7/1/2017 End Date: 6/29/2018

Page: 212
User: 0

Jnl. Entry	Ref #	Trx. Date	Ledger	Debit Amount	Credit Amount
1389904	1815606	12/21/2017	270	9,866.00	
1389916	1815610	12/21/2017	270	9,607.01	
1389903	1815605	12/21/2017	270	7,868.66	
1389902	1815604	12/21/2017	270	7,096.63	
1389802	1815539	12/21/2017	270	6,645.00	
1389901	1815603	12/21/2017	270	6,154.28	
1389784	1815522	12/21/2017	270	5,959.14	
1389921	1815654	12/21/2017	270	4,257.42	
1389892	1815598	12/21/2017	270	3,802.75	
1389778	1815516	12/21/2017	270	3,570.00	
1389884	1815591	12/21/2017	270	3,490.00	
1389774	1815512	12/21/2017	270	3,465.00	
1389899	1815602	12/21/2017	270	2,780.34	
1389919	1815653	12/21/2017	270	2,692.75	
1389917	1815652	12/21/2017	270	2,228.00	
1389915	1815651	12/21/2017	270	2,160.00	
1389878	1815585	12/21/2017	270	2,085.64	
1389794	1815532	12/21/2017	270	1,899.08	
1389897	1815601	12/21/2017	270	1,772.83	
1389870	1815576	12/21/2017	270	1,765.72	
1389806	1815540	12/21/2017	270	1,330.00	
1389799	1815538	12/21/2017	270	1,260.00	
1389914	1815650	12/21/2017	270	1,200.00	
1389959	1815664	12/21/2017	270	1,180.20	
1389966	1815669	12/21/2017	270	1,071.47	
1389960	1815663	12/21/2017	270	1,039.00	
1389881	1815588	12/21/2017	270	965.15	
1389880	1815587	12/21/2017	270	916.14	
1389965	1815668	12/21/2017	270	650.00	
1389940	1815634	12/21/2017	270	634.00	
1389961	1815665	12/21/2017	270	617.00	
1389958	1815662	12/21/2017	270	574.00	
1389913	1815649	12/21/2017	270	535.00	
1389814	1815543	12/21/2017	270	491.00	
1389912	1815648	12/21/2017	270	435.00	
1389877	1815584	12/21/2017	270	400.00	
1389876	1815583	12/21/2017	270	373.58	
1389875	1815582	12/21/2017	270	341.00	
1389936	1815622	12/21/2017	270	338.64	
1389874	1815581	12/21/2017	270	319.00	
1389873	1815580	12/21/2017	270	244.00	
1389952	1815647	12/21/2017	270	225.00	
1389951	1815646	12/21/2017	270	215.00	
1389831	172701209 AIRS DE	12/21/2017	270	205.38	
1389950	1815645	12/21/2017	270	205.00	
1389935	1815621	12/21/2017	270	200.00	
1389957	1815660	12/21/2017	270	195.00	
1389932	1815644	12/21/2017	270	165.00	
1389949	1815643	12/21/2017	270	140.00	
1389872	1815579	12/21/2017	270	137.00	
1389948	1815642	12/21/2017	270	129.00	
1389783	1815521	12/21/2017	270	126.00	
1389946	1815640	12/21/2017	270	120.00	
1389947	1815641	12/21/2017	270	120.00	
1389945	1815639	12/21/2017	270	100.00	
1389944	1815638	12/21/2017	270	80.00	

Run Date: 6/29/2018
 Run Time: 6:24:16PM

Demand Account Activity

Page: 213
 User: 0

Start Date: 7/1/2017 End Date: 6/29/2018

Jnl. Entry	Ref #	Trx. Date	Ledger	Debit Amount	Credit Amount
1389782	1815520	12/21/2017	270	72.52	
1389943	1815637	12/21/2017	270	70.00	
1389955	1815659	12/21/2017	270	50.00	
1389956	1815661	12/21/2017	270	50.00	
1389813	1815542	12/21/2017	270	50.00	
1389807	1815536	12/21/2017	270	45.60	
1389808	1815537	12/21/2017	270	45.60	
1389942	1815636	12/21/2017	270	45.00	
1389779	1815517	12/21/2017	270	36.23	
1389941	1815635	12/21/2017	270	35.00	
1389803	1815535	12/21/2017	270	28.80	
1389964	1815667	12/21/2017	270	28.00	
1389816	1815544	12/21/2017	270	20.71	
1389883	1815590	12/21/2017	270	17.44	
1389962	1815666	12/21/2017	270	8.00	
1389826	DFA EFT REV 12/2'	12/21/2017	270		12,034.38
1389909	172701203	12/21/2017	270		30,833,690.17
1389773	172701201	12/21/2017	270		23,398,000.00
1389821	172701202	12/21/2017	270		8,486,947.80
1389812	172701203	12/21/2017	270		157,108,638.06
1390455	174701201	12/22/2017	270	115,000,000.00	
1390411	172701213	12/22/2017	270	89,493,428.44	
1390302	172701207 AIRS TA	12/22/2017	270	80,974,610.98	
1390484	172701216	12/22/2017	270	50,000,000.00	
1390320	1815690	12/22/2017	270	17,950,722.71	
1390487	172601201	12/22/2017	270	16,000,000.00	
1390453	1815811	12/22/2017	270	6,616,836.40	
1390478	1815839	12/22/2017	270	1,417,531.49	
1390486	172301201	12/22/2017	270	1,000,000.00	
1390435	1815830	12/22/2017	270	336,515.49	
1390291	172701201	12/22/2017	270	270,000.00	
1390451	1815810	12/22/2017	270	259,759.77	
1390450	1815809	12/22/2017	270	220,015.30	
1390452	1815778	12/22/2017	270	167,306.67	
1390342	1815733	12/22/2017	270	132,286.00	
1390330	1815699	12/22/2017	270	124,569.00	
1390329	1815698	12/22/2017	270	110,104.37	
1390447	1815807	12/22/2017	270	90,235.41	
1390456	1815813	12/22/2017	270	83,909.21	
1390441	1815805	12/22/2017	270	83,879.97	
1390475	1815827	12/22/2017	270	78,129.39	
1390442	1815804	12/22/2017	270	77,104.69	
1390445	1815806	12/22/2017	270	77,047.60	
1390303	172701208 AIRS DE	12/22/2017	270	72,251.44	
1390416	1815803	12/22/2017	270	65,978.28	
1390458	1815815	12/22/2017	270	58,151.99	
1390479	1815831	12/22/2017	270	21,041.45	
1390335	1815704	12/22/2017	270	16,965.88	
1390328	1815697	12/22/2017	270	15,974.72	
1390327	1815696	12/22/2017	270	11,880.00	
1390334	1815703	12/22/2017	270	11,032.84	
1390354	1815720	12/22/2017	270	10,400.00	
1390333	1815702	12/22/2017	270	10,341.72	
1390454	1815812	12/22/2017	270	8,377.80	
1390319	1815689	12/22/2017	270	7,236.99	
1390332	1815701	12/22/2017	270	6,913.55	

Run Date: 6/29/2018
 Run Time: 6:24:16PM

Demand Account Activity

Start Date: 7/1/2017 End Date: 6/29/2018

Page: 214
 User: 0

Jnl. Entry	Ref #	Trx. Date	Ledger	Debit Amount	Credit Amount
1390362	1815726	12/22/2017	270	6,739.00	
1390461	1815779	12/22/2017	270	6,541.55	
1390440	1815802	12/22/2017	270	6,083.78	
1390353	1815719	12/22/2017	270	5,352.54	
1390307	172701211 AIRS DE	12/22/2017	270	4,575.00	
1390438	1815800	12/22/2017	270	3,606.20	
1390437	1815799	12/22/2017	270	3,444.54	
1390359	1815724	12/22/2017	270	3,355.00	
1390434	1815798	12/22/2017	270	3,317.50	
1390436	1815776	12/22/2017	270	3,175.00	
1390477	1815829	12/22/2017	270	3,085.25	
1390449	1815808	12/22/2017	270	3,019.36	
1390432	1815797	12/22/2017	270	2,978.00	
1390326	1815695	12/22/2017	270	2,743.02	
1390465	1815780	12/22/2017	270	1,878.90	
1390305	172701210 AIRS DE	12/22/2017	270	1,814.05	
1390439	1815801	12/22/2017	270	1,340.89	
1390431	1815796	12/22/2017	270	1,316.00	
1390387	1815763	12/22/2017	270	950.00	
1390480	1815832	12/22/2017	270	939.33	
1390446	1815777	12/22/2017	270	752.50	
1390331	1815700	12/22/2017	270	744.98	
1390424	1815774	12/22/2017	270	665.00	
1390325	1815694	12/22/2017	270	660.00	
1390358	1815723	12/22/2017	270	650.00	
1390357	1815722	12/22/2017	270	623.00	
1390429	1815795	12/22/2017	270	587.00	
1390361	1815725	12/22/2017	270	570.00	
1390430	1815794	12/22/2017	270	537.00	
1390428	1815793	12/22/2017	270	420.00	
1390383	1815759	12/22/2017	270	391.57	
1390324	1815693	12/22/2017	270	380.78	
1390427	1815792	12/22/2017	270	349.00	
1390426	1815791	12/22/2017	270	337.00	
1390389	1815765	12/22/2017	270	332.35	
1390425	1815790	12/22/2017	270	317.58	
1390423	1815789	12/22/2017	270	290.00	
1390422	1815788	12/22/2017	270	244.00	
1390304	172701209 AIRS DE	12/22/2017	270	232.79	
1390323	1815692	12/22/2017	270	212.87	
1390388	1815764	12/22/2017	270	203.32	
1390322	1815691	12/22/2017	270	193.90	
1390421	1815787	12/22/2017	270	175.00	
1390420	1815786	12/22/2017	270	170.74	
1390433	1815775	12/22/2017	270	150.00	
1390419	1815785	12/22/2017	270	135.00	
1390368	1815732	12/22/2017	270	110.00	
1390418	1815784	12/22/2017	270	105.00	
1390471	1815824	12/22/2017	270	100.00	
1390309	1815783	12/22/2017	270	100.00	
1390469	1815823	12/22/2017	270	95.00	
1390356	1815721	12/22/2017	270	70.00	
1390467	1815822	12/22/2017	270	70.00	
1390476	1815828	12/22/2017	270	64.51	
1390466	1815821	12/22/2017	270	60.00	
1390364	1815728	12/22/2017	270	58.44	

Run Date: 6/29/2018
 Run Time: 6:24:16PM

Demand Account Activity

Page: 215
 User: 0

Start Date: 7/1/2017 End Date: 6/29/2018

Jnl. Entry	Ref #	Trx. Date	Ledger	Debit Amount	Credit Amount
1390464	1815820	12/22/2017	270	50.00	
1390463	1815819	12/22/2017	270	49.27	
1390390	1815766	12/22/2017	270	32.30	
1390366	1815730	12/22/2017	270	22.80	
1390367	1815731	12/22/2017	270	22.80	
1390384	1815760	12/22/2017	270	19.23	
1390385	1815761	12/22/2017	270	18.94	
1390382	1815758	12/22/2017	270	18.80	
1390381	1815757	12/22/2017	270	18.00	
1390386	1815762	12/22/2017	270	18.00	
1390462	1815818	12/22/2017	270	16.00	
1390365	1815729	12/22/2017	270	14.40	
1390460	1815817	12/22/2017	270	12.00	
1390363	1815727	12/22/2017	270	8.50	
1390459	1815816	12/22/2017	270	8.00	
1390472	1815825	12/22/2017	270	4.00	
1390457	1815814	12/22/2017	270	2.50	
1390321	DFA EFT REV 12/22	12/22/2017	270		27,600.14
1390292	172701202	12/22/2017	270		17,950,722.71
1390293	172701203	12/22/2017	270		1,000,000.00
1390308	172701204	12/22/2017	270		4,918,676.20
1390395	172701206	12/22/2017	270		72,436.27
1390444	172701215	12/22/2017	270		356,488,457.49
1390489	BOA TO BOO 12/26	12/26/2017	270		72,000,000.00
1390824	172701213	12/27/2017	270	209,551,000.00	
1390813	172701201	12/27/2017	270	61,873,142.81	
1390858	172701207 AIRS TA	12/27/2017	270	26,992,370.13	
1390821	172701211	12/27/2017	270	20,000,000.00	
1390815	172701203	12/27/2017	270	18,434,517.50	
1390822	172701212	12/27/2017	270	8,305,221.93	
1390887	1815883	12/27/2017	270	1,995,446.85	
1390911	1815916	12/27/2017	270	1,042,421.55	
1390927	1815936	12/27/2017	270	563,366.73	
1390493	1815842	12/27/2017	270	413,141.16	
1390826	172701214	12/27/2017	270	268,349.77	
1390888	1815884	12/27/2017	270	251,774.36	
1390830	1815863	12/27/2017	270	161,951.69	
1390793	1815843	12/27/2017	270	89,391.56	
1390816	1815859	12/27/2017	270	84,705.17	
1390807	182701201	12/27/2017	270	72,436.27	
1390889	1815885	12/27/2017	270	69,640.35	
1390886	1815882	12/27/2017	270	68,301.49	
1390823	1815860	12/27/2017	270	57,236.61	
1390827	1815862	12/27/2017	270	51,570.47	
1390825	1815861	12/27/2017	270	46,446.94	
1390794	1815844	12/27/2017	270	44,708.23	
1390859	172701208 AIRS TA	12/27/2017	270	26,675.67	
1390890	1815886	12/27/2017	270	25,493.09	
1390913	1815917	12/27/2017	270	23,625.28	
1390891	1815887	12/27/2017	270	22,453.89	
1390795	1815845	12/27/2017	270	21,693.37	
1390914	1815928	12/27/2017	270	17,439.79	
1390797	1815847	12/27/2017	270	17,131.81	
1390930	1815937	12/27/2017	270	16,907.00	
1390915	1815918	12/27/2017	270	15,467.00	
1390910	1815927	12/27/2017	270	14,801.00	

Run Date: 6/29/2018
 Run Time: 6:24:16PM

Demand Account Activity

Page: 216
 User: 0

Start Date: 7/1/2017 End Date: 6/29/2018

Jnl. Entry	Ref #	Trx. Date	Ledger	Debit Amount	Credit Amount
1390908	1815926	12/27/2017	270	13,840.08	
1390894	1815889	12/27/2017	270	9,870.00	
1390798	1815848	12/27/2017	270	9,616.38	
1390861	172701210 AIRS DE	12/27/2017	270	8,241.53	
1390893	1815929	12/27/2017	270	7,837.04	
1390800	1815851	12/27/2017	270	5,611.14	
1390833	1815864	12/27/2017	270	5,161.00	
1390917	1815919	12/27/2017	270	4,990.73	
1390799	1815849	12/27/2017	270	4,269.58	
1390923	1815924	12/27/2017	270	4,191.12	
1390919	1815931	12/27/2017	270	3,640.00	
1390874	1815925	12/27/2017	270	3,366.41	
1390835	1815866	12/27/2017	270	2,220.00	
1390922	1815923	12/27/2017	270	2,200.00	
1390924	1815932	12/27/2017	270	941.50	
1390796	1815846	12/27/2017	270	571.24	
1390838	1815868	12/27/2017	270	525.50	
1390912	1815930	12/27/2017	270	450.00	
1390834	1815865	12/27/2017	270	430.00	
1390837	1815867	12/27/2017	270	420.00	
1390928	1815933	12/27/2017	270	417.50	
1390932	1815939	12/27/2017	270	368.00	
1390860	172701209 AIRS DE	12/27/2017	270	276.71	
1390918	1815920	12/27/2017	270	172.00	
1390931	1815938	12/27/2017	270	150.00	
1390803	1815850	12/27/2017	270	142.95	
1390921	1815922	12/27/2017	270	108.00	
1390840	1815869	12/27/2017	270	80.00	
1390851	1815875	12/27/2017	270	75.00	
1390850	1815874	12/27/2017	270	70.00	
1390843	1815871	12/27/2017	270	22.80	
1390845	1815872	12/27/2017	270	22.80	
1390841	1815870	12/27/2017	270	20.00	
1390847	1815873	12/27/2017	270	14.40	
1390920	1815921	12/27/2017	270	12.00	
1390892	1815888	12/27/2017	270	2.92	
1390863	DFA EFT REV 12/27	12/27/2017	270		10,769.34
1390814	172701202	12/27/2017	270		18,434,517.50
1390817	172701204	12/27/2017	270		48,896,000.00
1390818	172701204	12/27/2017	270		6,155,659.30
1390819	172701205	12/27/2017	270		173,602,998.76
1390820	172701206	12/27/2017	270		20,000,000.00
1390828	172701215	12/27/2017	270		5,273,549.89
1390867	172701216	12/27/2017	270		13,062.46
1390929	172701218	12/27/2017	270		7,000,000.00
1391201	182701203	12/28/2017	270	152,675,000.00	
1391306	1816045	12/28/2017	270	58,792,639.28	
1391185	172701207 AIRS TA	12/28/2017	270	41,056,517.81	
1391284	Back Out Journal Er	12/28/2017	270	9,403,896.10	
1391216	1815963	12/28/2017	270	2,902,801.40	
1391190	172701204	12/28/2017	270	958,944.63	
1391305	1816044	12/28/2017	270	426,265.69	
1391241	1815992	12/28/2017	270	262,275.18	
1391295	1816034	12/28/2017	270	225,846.85	
1391264	1816005	12/28/2017	270	208,435.28	
1391247	1815995	12/28/2017	270	182,768.09	

Run Date: 6/29/2018
 Run Time: 6:24:16PM

Demand Account Activity

Start Date: 7/1/2017 End Date: 6/29/2018

Page: 217
 User: 0

Jnl. Entry	Ref #	Trx. Date	Ledger	Debit Amount	Credit Amount
1391244	1815993	12/28/2017	270	151,626.72	
1391212	1815959	12/28/2017	270	143,017.00	
1391221	1815968	12/28/2017	270	125,900.00	
1391298	1816037	12/28/2017	270	110,081.80	
1391194	1816038	12/28/2017	270	86,077.60	
1391220	1815967	12/28/2017	270	64,892.99	
1391300	1816039	12/28/2017	270	56,351.96	
1391211	1815958	12/28/2017	270	54,360.00	
1391186	172701208 AIRS TA	12/28/2017	270	42,281.90	
1391297	1816036	12/28/2017	270	34,295.33	
1391286	1816033	12/28/2017	270	29,220.00	
1391299	1816046	12/28/2017	270	27,089.22	
1391246	1815994	12/28/2017	270	27,015.14	
1391301	1816040	12/28/2017	270	26,181.11	
1391214	1815961	12/28/2017	270	25,408.80	
1391218	1815965	12/28/2017	270	24,920.02	
1391202	182701204	12/28/2017	270	24,592.22	
1391253	1815998	12/28/2017	270	21,325.61	
1391251	1815997	12/28/2017	270	20,285.34	
1391250	1815996	12/28/2017	270	18,649.08	
1391302	1816041	12/28/2017	270	12,692.26	
1391210	1815957	12/28/2017	270	10,748.97	
1391238	1815990	12/28/2017	270	9,950.00	
1391213	1815960	12/28/2017	270	5,933.72	
1391257	1816001	12/28/2017	270	5,289.90	
1391223	1815970	12/28/2017	270	5,238.00	
1391222	1815969	12/28/2017	270	3,887.00	
1391188	172701210 AIRS D€	12/28/2017	270	3,754.55	
1391256	1816000	12/28/2017	270	3,326.01	
1391239	1815983	12/28/2017	270	3,075.00	
1391206	1815988	12/28/2017	270	3,050.00	
1391225	1815972	12/28/2017	270	2,700.00	
1391303	1816042	12/28/2017	270	2,601.66	
1391240	1815991	12/28/2017	270	2,476.26	
1391235	1815981	12/28/2017	270	2,015.00	
1391304	1816043	12/28/2017	270	1,066.14	
1391233	1815979	12/28/2017	270	648.00	
1391227	1815974	12/28/2017	270	644.00	
1391254	1815999	12/28/2017	270	525.00	
1391226	1815973	12/28/2017	270	510.00	
1391187	172701209 AIRS D€	12/28/2017	270	486.30	
1391224	1815971	12/28/2017	270	440.00	
1391262	1816004	12/28/2017	270	372.13	
1391237	1815982	12/28/2017	270	370.00	
1391296	1816035	12/28/2017	270	310.15	
1391215	1815962	12/28/2017	270	306.38	
1391236	1815989	12/28/2017	270	270.00	
1391242	1815984	12/28/2017	270	250.00	
1391307	1816047	12/28/2017	270	215.59	
1391176	172701203	12/28/2017	270	96.70	
1391234	1815980	12/28/2017	270	70.00	
1391229	1815975	12/28/2017	270	60.00	
1391219	1815966	12/28/2017	270	55.00	
1391308	1816048	12/28/2017	270	52.00	
1391260	1816003	12/28/2017	270	40.00	
1391243	1815985	12/28/2017	270	22.80	

Run Date: 6/29/2018
 Run Time: 6:24:16PM

Demand Account Activity

Page: 218
 User: 0

Start Date: 7/1/2017 End Date: 6/29/2018

Jnl. Entry	Ref #	Trx. Date	Ledger	Debit Amount	Credit Amount
1391245	1815986	12/28/2017	270	22.80	
1391230	1815976	12/28/2017	270	15.20	
1391231	1815977	12/28/2017	270	15.20	
1391248	1815987	12/28/2017	270	14.40	
1391258	1816002	12/28/2017	270	12.00	
1391232	1815978	12/28/2017	270	9.60	
1391217	1815964	12/28/2017	270	1.00	
1391228	8007570 EFT REV 1	12/28/2017	270		140,410.67
1391174	172701201	12/28/2017	270		27,407,000.00
1391175	172701202	12/28/2017	270		2,902,801.40
1391288	182701205	12/28/2017	270		18,930,305.74
1391289	182701206	12/28/2017	270		24,592.22
1391292	182701209	12/28/2017	270		70,000,000.00
1391293	182701210	12/28/2017	270		125,000,000.00
1391294	182701210	12/28/2017	270		5,000,000.00
1391167	182701215	12/28/2017	270		9,403,896.10
1391309	Correct Journal Entr	12/28/2017	270		9,403,896.10
1391756	182701206	12/29/2017	270	97,545,130.31	
1391730	173001207 AIRS TA	12/29/2017	270	47,859,508.57	
1391514	172701202	12/29/2017	270	43,124,000.00	
1391527	1816075	12/29/2017	270	11,869,663.55	
1391818	1816117	12/29/2017	270	5,333,450.00	
1391777	1816110	12/29/2017	270	3,018,717.19	
1391832	1816118	12/29/2017	270	1,618,885.80	
1391776	1816109	12/29/2017	270	1,000,953.95	
1391853	1816176	12/29/2017	270	392,932.62	
1391524	1816079	12/29/2017	270	247,000.00	
1391828	1816174	12/29/2017	270	236,200.25	
1391827	1816116	12/29/2017	270	184,575.69	
1391849	1816175	12/29/2017	270	164,035.00	
1391532	1816081	12/29/2017	270	105,772.00	
1391829	1816164	12/29/2017	270	76,612.79	
1391778	1816111	12/29/2017	270	75,460.88	
1391526	1816080	12/29/2017	270	51,325.39	
1391814	1816119	12/29/2017	270	45,689.32	
1391826	1816121	12/29/2017	270	45,522.13	
1391780	1816122	12/29/2017	270	37,940.99	
1391816	1816149	12/29/2017	270	35,833.20	
1391820	1816113	12/29/2017	270	31,341.50	
1391536	1816067	12/29/2017	270	23,555.00	
1391801	1816143	12/29/2017	270	23,339.06	
1391520	1816072	12/29/2017	270	18,635.00	
1391533	1816066	12/29/2017	270	18,530.00	
1391733	172701210 AIRS DE	12/29/2017	270	11,922.57	
1391316	1816070	12/29/2017	270	11,305.00	
1391707	1816068	12/29/2017	270	10,970.00	
1391508	1816077	12/29/2017	270	10,248.00	
1391842	1816165	12/29/2017	270	10,118.00	
1391531	1816065	12/29/2017	270	9,840.00	
1391708	1816069	12/29/2017	270	9,705.00	
1391804	1816144	12/29/2017	270	9,282.01	
1391518	1816071	12/29/2017	270	7,820.00	
1391529	1816076	12/29/2017	270	7,649.72	
1391765	172701205	12/29/2017	270	7,091.67	
1391844	1816167	12/29/2017	270	4,730.00	
1391823	1816120	12/29/2017	270	4,368.17	

Run Date: 6/29/2018
 Run Time: 6:24:16PM

Demand Account Activity

Page: 219
 User: 0

Start Date: 7/1/2017 End Date: 6/29/2018

Jnl. Entry	Ref #	Trx. Date	Ledger	Debit Amount	Credit Amount
1391809	1816146	12/29/2017	270	4,205.00	
1391825	1816115	12/29/2017	270	4,191.13	
1391737	173981201	12/29/2017	270	3,872.47	
1391525	1816074	12/29/2017	270	3,470.99	
1391783	1816112	12/29/2017	270	3,375.51	
1391521	1816078	12/29/2017	270	3,031.22	
1391798	1816142	12/29/2017	270	2,558.00	
1391848	1816169	12/29/2017	270	2,554.00	
1391530	1816082	12/29/2017	270	2,010.00	
1391811	1816138	12/29/2017	270	1,826.17	
1391810	1816147	12/29/2017	270	1,517.40	
1391797	1816141	12/29/2017	270	987.58	
1391846	1816168	12/29/2017	270	880.00	
1391843	1816166	12/29/2017	270	840.00	
1391789	1816140	12/29/2017	270	835.00	
1391813	1816148	12/29/2017	270	800.77	
1391732	172701209 AIRS DE	12/29/2017	270	784.59	
1391808	1816137	12/29/2017	270	332.17	
1391731	172701208 AIRS TA	12/29/2017	270	317.00	
1391812	1816139	12/29/2017	270	268.00	
1391800	1816134	12/29/2017	270	228.00	
1391793	1816130	12/29/2017	270	215.00	
1391803	1816135	12/29/2017	270	207.83	
1391799	1816133	12/29/2017	270	200.00	
1391794	1816131	12/29/2017	270	199.00	
1391796	1816132	12/29/2017	270	175.00	
1391806	1816136	12/29/2017	270	160.00	
1391523	1816073	12/29/2017	270	157.00	
1391790	1816128	12/29/2017	270	155.00	
1391792	1816129	12/29/2017	270	155.00	
1391787	1816127	12/29/2017	270	135.00	
1391807	1816145	12/29/2017	270	120.00	
1391784	1816124	12/29/2017	270	120.00	
1391785	1816125	12/29/2017	270	120.00	
1391850	1816170	12/29/2017	270	90.00	
1391786	1816126	12/29/2017	270	85.00	
1391782	1816123	12/29/2017	270	50.00	
1391841	1816171	12/29/2017	270	38.00	
1391845	1816172	12/29/2017	270	38.00	
1391519	182701201	12/29/2017	270	30.00	
1391847	1816173	12/29/2017	270	24.00	
1391822	1816114	12/29/2017	270	11.15	
1391715	182701202	12/29/2017	270	0.09	
1391716	182701203	12/29/2017	270		8,960,339.35
1391513	172701201	12/29/2017	270		5,480,000.00
1391710	172701203	12/29/2017	270		11,869,663.55
1391764	172701204	12/29/2017	270		7,091.67
1391824	182701210	12/29/2017	270		30,947,520.58
1391802	18/2701215	12/29/2017	270		156,000,000.00
1392152	182600101	1/2/2018	270	75,000,000.00	
1392163	183000104	1/2/2018	270	65,000,000.00	
1392109	1816214	1/2/2018	270	6,265,273.08	
1392120	182700104	1/2/2018	270	1,047,495.83	
1392084	1816187	1/2/2018	270	529,113.81	
1392079	1816189	1/2/2018	270	420,941.77	
1392151	1816246	1/2/2018	270	408,318.12	

Run Date: 6/29/2018
 Run Time: 6:24:16PM

Demand Account Activity

Start Date: 7/1/2017 End Date: 6/29/2018

Page: 220
 User: 0

Jnl. Entry	Ref #	Trx. Date	Ledger	Debit Amount	Credit Amount
1392117	1816220	1/2/2018	270	367,012.01	
1392112	1816217	1/2/2018	270	194,494.53	
1392075	1816188	1/2/2018	270	174,374.25	
1392115	1816219	1/2/2018	270	172,177.93	
1392073	1816197	1/2/2018	270	109,789.59	
1392113	1816218	1/2/2018	270	46,314.74	
1392141	1816236	1/2/2018	270	43,484.23	
1392110	1816215	1/2/2018	270	42,264.08	
1392087	1816191	1/2/2018	270	40,055.40	
1392100	1816237	1/2/2018	270	35,335.33	
1392128	1816226	1/2/2018	270	15,531.90	
1392126	1816225	1/2/2018	270	13,702.91	
1392135	183980107	1/2/2018	270	10,000.00	
1392149	1816245	1/2/2018	270	9,973.25	
1392119	1816221	1/2/2018	270	9,921.72	
1392114	182700103	1/2/2018	270	8,065.56	
1392081	1816199	1/2/2018	270	7,325.00	
1392088	1816192	1/2/2018	270	6,984.00	
1392080	1816186	1/2/2018	270	5,581.99	
1392138	1816233	1/2/2018	270	4,975.00	
1392111	1816216	1/2/2018	270	4,951.42	
1392142	1816240	1/2/2018	270	4,832.28	
1392076	1816185	1/2/2018	270	4,728.58	
1392154	1816248	1/2/2018	270	4,560.18	
1392122	1816223	1/2/2018	270	3,283.08	
1392078	1816198	1/2/2018	270	2,546.37	
1392124	1816224	1/2/2018	270	2,463.84	
1392072	1816194	1/2/2018	270	2,265.00	
1392153	1816247	1/2/2018	270	2,105.20	
1391897	1816193	1/2/2018	270	1,857.00	
1392140	1816235	1/2/2018	270	1,832.50	
1392139	1816234	1/2/2018	270	1,660.00	
1392132	1816229	1/2/2018	270	1,587.00	
1392121	1816222	1/2/2018	270	1,492.78	
1392129	1816227	1/2/2018	270	782.17	
1392077	1816195	1/2/2018	270	700.00	
1392131	1816228	1/2/2018	270	595.06	
1392071	1816196	1/2/2018	270	504.00	
1392137	1816232	1/2/2018	270	285.00	
1392136	1816231	1/2/2018	270	250.00	
1392082	1816190	1/2/2018	270	144.00	
1392134	1816230	1/2/2018	270	90.00	
1392155	1816238	1/2/2018	270	5.17	
1392150	1816239	1/2/2018	270	2.98	
1392092	182700101	1/2/2018	270		1,741,000.00
1392094	182700102	1/2/2018	270		8,065.56
1392127	182700105	1/2/2018	270		47,504,483.18
1392158	182700105	1/2/2018	270		3,909,606.33
1392157	182700101	1/2/2018	270		93,996,736.13
1392592	180103	1/3/2018	270	153,000,000.00	
1392181	182700103	1/3/2018	270	30,150,000.00	
1392200	182700107 AIRS TA	1/3/2018	270	12,536,969.52	
1392520	1816319	1/3/2018	270	8,384,148.98	
1392188	1816263	1/3/2018	270	1,976,026.38	
1392572	1816360	1/3/2018	270	1,267,218.31	
1392522	1816320	1/3/2018	270	533,761.05	

Run Date: 6/29/2018
 Run Time: 6:24:16PM

Demand Account Activity

Start Date: 7/1/2017 End Date: 6/29/2018

Page: 221
 User: 0

Jnl. Entry	Ref #	Trx. Date	Ledger	Debit Amount	Credit Amount
1392204	182700110 AIRS D€	1/3/2018	270	378,554.18	
1392221	1816284	1/3/2018	270	335,000.00	
1392518	1816318	1/3/2018	270	240,801.80	
1392561	1816349	1/3/2018	270	202,097.65	
1392416	1816285	1/3/2018	270	176,485.03	
1392202	182700108 AIRS TA	1/3/2018	270	170,100.27	
1392165	1816258	1/3/2018	270	129,855.45	
1392186	1816267	1/3/2018	270	118,260.00	
1392568	1816356	1/3/2018	270	97,031.00	
1392485	1816286	1/3/2018	270	61,810.68	
1392530	182700106	1/3/2018	270	37,191.84	
1392569	1816357	1/3/2018	270	30,000.00	
1392562	1816350	1/3/2018	270	21,861.31	
1392496	1816297	1/3/2018	270	20,361.56	
1392486	1816287	1/3/2018	270	15,929.66	
1392565	1816353	1/3/2018	270	15,535.00	
1392201	1816379	1/3/2018	270	14,186.78	
1392487	1816288	1/3/2018	270	11,351.01	
1392170	1816262	1/3/2018	270	9,012.52	
1392516	1816317	1/3/2018	270	8,920.00	
1392191	1816269	1/3/2018	270	8,082.83	
1392488	1816289	1/3/2018	270	6,525.48	
1392193	1816264	1/3/2018	270	6,480.00	
1392489	1816290	1/3/2018	270	5,677.31	
1392490	1816291	1/3/2018	270	5,406.28	
1392563	1816351	1/3/2018	270	5,281.81	
1392585	1816375	1/3/2018	270	5,207.62	
1392187	1816259	1/3/2018	270	5,158.77	
1392510	1816313	1/3/2018	270	5,157.00	
1392528	183980104	1/3/2018	270	4,028.89	
1392567	1816355	1/3/2018	270	3,330.00	
1392508	1816304	1/3/2018	270	2,898.00	
1392566	1816354	1/3/2018	270	2,207.50	
1392587	1816369	1/3/2018	270	2,100.00	
1392505	1816302	1/3/2018	270	1,970.00	
1392506	1816311	1/3/2018	270	1,925.00	
1392189	1816260	1/3/2018	270	1,504.54	
1392571	1816359	1/3/2018	270	1,441.50	
1392190	1816268	1/3/2018	270	1,233.38	
1392498	1816309	1/3/2018	270	1,017.00	
1392589	1816376	1/3/2018	270	973.69	
1392523	1816321	1/3/2018	270	840.00	
1392590	1816370	1/3/2018	270	757.00	
1392576	1816377	1/3/2018	270	752.53	
1392570	1816358	1/3/2018	270	747.07	
1392524	1816322	1/3/2018	270	710.98	
1392526	1816324	1/3/2018	270	706.58	
1392593	1816372	1/3/2018	270	629.46	
1392184	1816266	1/3/2018	270	570.00	
1392192	1816261	1/3/2018	270	510.62	
1392203	182700109 AIRS D€	1/3/2018	270	506.27	
1392525	1816323	1/3/2018	270	429.60	
1392509	1816312	1/3/2018	270	410.00	
1392504	1816301	1/3/2018	270	370.00	
1392503	1816310	1/3/2018	270	370.00	
1392584	1816378	1/3/2018	270	361.70	

Run Date: 6/29/2018
 Run Time: 6:24:16PM

Demand Account Activity

Start Date: 7/1/2017 End Date: 6/29/2018

Page: 222
 User: 0

Jnl. Entry	Ref #	Trx. Date	Ledger	Debit Amount	Credit Amount
1392507	1816303	1/3/2018	270	240.00	
1392578	1816371	1/3/2018	270	206.00	
1392491	1816292	1/3/2018	270	181.63	
1392492	1816293	1/3/2018	270	160.84	
1392564	1816352	1/3/2018	270	156.43	
1392493	1816294	1/3/2018	270	149.52	
1392197	1816265	1/3/2018	270	115.00	
1392515	1816308	1/3/2018	270	100.00	
1392494	1816295	1/3/2018	270	98.05	
1392594	1816373	1/3/2018	270	79.20	
1392555	1816374	1/3/2018	270	55.00	
1392499	1816298	1/3/2018	270	15.20	
1392501	1816299	1/3/2018	270	15.20	
1392495	1816296	1/3/2018	270	14.62	
1392502	1816300	1/3/2018	270	9.60	
1392511	1816305	1/3/2018	270	7.60	
1392512	1816306	1/3/2018	270	7.60	
1392513	1816307	1/3/2018	270	4.80	
1392215	DFA EFT REV 1/3/1	1/3/2018	270		164,945.65
1392529	182700105	1/3/2018	270		4,028.89
1392542	182700107	1/3/2018	270		4,244,287.77
1392177	182700101	1/3/2018	270		1,976,026.38
1392178	182700102	1/3/2018	270		2,181,000.00
1392183	182700104	1/3/2018	270		7,336,751.14
1392218	183980103	1/3/2018	270		180,910,468.45
1392586	182700101	1/3/2018	270		15,588,715.28
1393776	183000106	1/4/2018	270	38,000,000.00	
1393733	1816498	1/4/2018	270	31,171,842.38	
1393606	182700107 AIRS TA	1/4/2018	270	13,565,267.50	
1393747	1816505	1/4/2018	270	593,282.05	
1393704	1816476	1/4/2018	270	537,440.89	
1393708	1816477	1/4/2018	270	477,333.09	
1393654	1816424	1/4/2018	270	348,348.35	
1393709	1816478	1/4/2018	270	314,676.00	
1393749	1816506	1/4/2018	270	260,256.70	
1393731	1816496	1/4/2018	270	224,417.49	
1393608	182700108 AIRS TA	1/4/2018	270	200,385.06	
1393656	1816426	1/4/2018	270	167,569.13	
1393653	1816423	1/4/2018	270	121,171.40	
1393651	1816422	1/4/2018	270	97,000.00	
1393711	1816479	1/4/2018	270	87,151.05	
1393712	1816480	1/4/2018	270	86,889.27	
1393741	1816503	1/4/2018	270	53,508.44	
1393744	1816504	1/4/2018	270	46,072.67	
1393671	1816441	1/4/2018	270	41,833.46	
1393672	1816442	1/4/2018	270	20,493.39	
1393673	1816443	1/4/2018	270	18,863.84	
1393720	1816487	1/4/2018	270	18,089.68	
1393734	1816499	1/4/2018	270	10,153.73	
1393717	1816484	1/4/2018	270	9,738.30	
1393685	1816455	1/4/2018	270	8,731.00	
1393630	182700105	1/4/2018	270	8,184.17	
1393668	1816438	1/4/2018	270	7,759.28	
1393657	1816427	1/4/2018	270	7,500.00	
1393735	1816500	1/4/2018	270	7,314.07	
1393723	1816489	1/4/2018	270	6,932.45	

Run Date: 6/29/2018
 Run Time: 6:24:16PM

Demand Account Activity

Page: 223
 User: 0

Start Date: 7/1/2017 End Date: 6/29/2018

Jnl. Entry	Ref #	Trx. Date	Ledger	Debit Amount	Credit Amount
1393667	1816437	1/4/2018	270	6,782.50	
1393655	1816425	1/4/2018	270	6,548.96	
1393725	1816491	1/4/2018	270	6,209.64	
1393724	1816490	1/4/2018	270	5,985.42	
1393680	1816450	1/4/2018	270	5,946.00	
1393729	1816494	1/4/2018	270	5,900.00	
1393670	1816440	1/4/2018	270	5,842.13	
1393722	1816488	1/4/2018	270	5,492.46	
1393732	1816497	1/4/2018	270	4,952.99	
1393718	1816485	1/4/2018	270	4,661.51	
1393739	1816501	1/4/2018	270	3,860.16	
1393669	1816439	1/4/2018	270	3,114.20	
1393682	1816452	1/4/2018	270	2,600.00	
1393730	1816495	1/4/2018	270	2,050.00	
1393727	1816492	1/4/2018	270	1,576.40	
1393764	1816536	1/4/2018	270	1,575.00	
1393756	1816529	1/4/2018	270	1,461.20	
1393678	1816448	1/4/2018	270	1,264.00	
1393769	1816533	1/4/2018	270	1,170.00	
1393762	1816530	1/4/2018	270	655.00	
1393713	1816481	1/4/2018	270	558.20	
1393681	1816451	1/4/2018	270	490.00	
1393679	1816449	1/4/2018	270	480.00	
1393761	1816535	1/4/2018	270	400.00	
1393714	1816482	1/4/2018	270	379.38	
1393615	182700101	1/4/2018	270	377.71	
1393665	1816435	1/4/2018	270	375.00	
1393754	1816528	1/4/2018	270	360.00	
1393716	1816483	1/4/2018	270	297.53	
1393759	1816534	1/4/2018	270	286.00	
1393753	1816527	1/4/2018	270	255.75	
1393666	1816436	1/4/2018	270	225.00	
1393660	1816430	1/4/2018	270	150.00	
1393662	1816432	1/4/2018	270	150.00	
1393611	182700109 AIRS DE	1/4/2018	270	95.28	
1393728	1816493	1/4/2018	270	95.00	
1393658	1816428	1/4/2018	270	75.00	
1393659	1816429	1/4/2018	270	75.00	
1393661	1816431	1/4/2018	270	75.00	
1393663	1816433	1/4/2018	270	75.00	
1393664	1816434	1/4/2018	270	75.00	
1393677	1816447	1/4/2018	270	70.00	
1393684	1816454	1/4/2018	270	70.00	
1393768	1816532	1/4/2018	270	50.00	
1393742	1816502	1/4/2018	270	32.38	
1393675	1816445	1/4/2018	270	30.40	
1393676	1816446	1/4/2018	270	30.40	
1393674	1816444	1/4/2018	270	19.20	
1393765	1816531	1/4/2018	270	17.00	
1393683	1816453	1/4/2018	270	10.00	
1393719	1816486	1/4/2018	270	0.76	
1393628	DFA EFT REV 1/4/1	1/4/2018	270		8,093.24
1393617	182700102	1/4/2018	270		10,160,372.79
1393619	182700103	1/4/2018	270		50,474,124.31
1393629	182700104	1/4/2018	270		8,184.17
1393640	182700106	1/4/2018	270		26,359,952.00

Run Date: 6/29/2018
 Run Time: 6:24:16PM

Demand Account Activity

Start Date: 7/1/2017 End Date: 6/29/2018

Page: 224
 User: 0

Jnl. Entry	Ref #	Trx. Date	Ledger	Debit Amount	Credit Amount
1394153	182600101	1/5/2018	270	101,000,000.00	
1393818	183980102	1/5/2018	270	89,575,000.00	
1394143	183000104	1/5/2018	270	70,000,000.00	
1394199	Correct Journal Entr	1/5/2018	270	65,000,000.00	
1394124	1816650	1/5/2018	270	13,643,624.74	
1393796	182700103	1/5/2018	270	13,370,000.00	
1393814	182700107 AIRS TA	1/5/2018	270	7,375,646.57	
1393789	182600105	1/5/2018	270	5,000,000.00	
1393819	182300101	1/5/2018	270	1,000,000.00	
1393815	182700108 AIRS TA	1/5/2018	270	253,003.88	
1394118	1816648	1/5/2018	270	220,957.90	
1394120	1816649	1/5/2018	270	106,469.85	
1394024	1816646	1/5/2018	270	105,979.61	
1394163	1816659	1/5/2018	270	76,844.18	
1394115	1816647	1/5/2018	270	72,327.50	
1394151	1816655	1/5/2018	270	71,325.46	
1394108	1816627	1/5/2018	270	69,350.83	
1393807	1816560	1/5/2018	270	51,418.92	
1394179	1816697	1/5/2018	270	48,030.00	
1394161	1816658	1/5/2018	270	47,615.00	
1394138	1816652	1/5/2018	270	42,895.00	
1394136	1816651	1/5/2018	270	41,690.56	
1394159	1816682	1/5/2018	270	19,949.72	
1394110	1816629	1/5/2018	270	17,307.00	
1394165	1816660	1/5/2018	270	12,987.72	
1394113	1816631	1/5/2018	270	7,435.00	
1393800	1816554	1/5/2018	270	7,292.79	
1394192	1816710	1/5/2018	270	7,067.00	
1394190	1816709	1/5/2018	270	6,560.50	
1394164	1816684	1/5/2018	270	6,225.00	
1394155	1816656	1/5/2018	270	5,884.63	
1394188	1816708	1/5/2018	270	5,481.00	
1394160	1816657	1/5/2018	270	4,756.57	
1394129	1816661	1/5/2018	270	4,195.21	
1394109	1816628	1/5/2018	270	3,151.20	
1394132	1816664	1/5/2018	270	3,124.25	
1394131	1816663	1/5/2018	270	3,025.75	
1394149	1816654	1/5/2018	270	2,381.46	
1394180	1816698	1/5/2018	270	2,319.08	
1394134	1816666	1/5/2018	270	1,719.00	
1393806	1816559	1/5/2018	270	1,657.81	
1394116	1816633	1/5/2018	270	1,637.00	
1393801	1816555	1/5/2018	270	1,541.37	
1394114	1816632	1/5/2018	270	1,430.00	
1394130	1816662	1/5/2018	270	1,425.99	
1394111	1816630	1/5/2018	270	1,410.00	
1394173	1816691	1/5/2018	270	720.00	
1394167	1816685	1/5/2018	270	660.00	
1394133	1816665	1/5/2018	270	625.00	
1394178	1816696	1/5/2018	270	601.30	
1393809	1816561	1/5/2018	270	525.00	
1393816	182700109 AIRS DE	1/5/2018	270	519.18	
1394169	1816687	1/5/2018	270	510.00	
1394139	1816669	1/5/2018	270	468.76	
1394142	1816671	1/5/2018	270	438.00	
1394140	1816670	1/5/2018	270	437.00	

Run Date: 6/29/2018
 Run Time: 6:24:16PM

Demand Account Activity

Start Date: 7/1/2017 End Date: 6/29/2018

Page: 225
 User: 0

Jnl. Entry	Ref #	Trx. Date	Ledger	Debit Amount	Credit Amount
1393804	1816557	1/5/2018	270	420.00	
1394171	1816689	1/5/2018	270	389.16	
1394137	1816668	1/5/2018	270	372.00	
1394170	1816688	1/5/2018	270	339.07	
1394177	1816695	1/5/2018	270	330.40	
1394135	1816667	1/5/2018	270	317.00	
1394194	1816711	1/5/2018	270	303.00	
1393802	1816556	1/5/2018	270	253.40	
1394150	1816676	1/5/2018	270	200.00	
1394148	1816675	1/5/2018	270	175.00	
1394147	1816674	1/5/2018	270	135.00	
1394146	1816673	1/5/2018	270	120.00	
1394144	1816653	1/5/2018	270	103.12	
1394145	1816672	1/5/2018	270	95.00	
1393805	1816558	1/5/2018	270	94.92	
1394162	1816683	1/5/2018	270	93.42	
1394117	1816634	1/5/2018	270	90.00	
1394158	1816681	1/5/2018	270	65.00	
1394168	1816686	1/5/2018	270	57.30	
1394172	1816690	1/5/2018	270	54.00	
1394119	1816635	1/5/2018	270	53.20	
1394121	1816636	1/5/2018	270	53.20	
1394157	1816680	1/5/2018	270	50.00	
1394156	1816679	1/5/2018	270	45.00	
1394122	1816637	1/5/2018	270	33.60	
1393810	1816562	1/5/2018	270	25.50	
1394154	1816678	1/5/2018	270	25.00	
1394176	1816694	1/5/2018	270	24.23	
1394174	1816692	1/5/2018	270	18.00	
1394175	1816693	1/5/2018	270	18.00	
1394152	1816677	1/5/2018	270	8.00	
1393797	182700104	1/5/2018	270	4.34	
1393794	182700101	1/5/2018	270		17,331,515.68
1393795	182700102	1/5/2018	270		500,000.00
1393824	182700105	1/5/2018	270		279,410,101.09
1394198	Back Out Journal Er	1/5/2018	270		70,000,000.00
1394563	1816775	1/8/2018	270	182,252,821.83	
1394492	182700107 AIRS TA	1/8/2018	270	5,669,374.15	
1394540	1816776	1/8/2018	270	2,284,913.34	
1394646	1816850	1/8/2018	270	2,233,970.06	
1394483	182700102	1/8/2018	270	1,000,000.00	
1394513	1816738	1/8/2018	270	500,000.00	
1394567	1816777	1/8/2018	270	282,978.60	
1394501	1816724	1/8/2018	270	175,483.00	
1394588	1816786	1/8/2018	270	168,831.85	
1394645	1816849	1/8/2018	270	165,247.00	
1394571	1816815	1/8/2018	270	99,190.43	
1394575	1816783	1/8/2018	270	95,585.06	
1394495	182700110 AIRS DE	1/8/2018	270	77,111.12	
1394565	1816814	1/8/2018	270	71,565.57	
1394614	1816831	1/8/2018	270	68,846.76	
1394505	1816727	1/8/2018	270	65,355.12	
1394644	1816848	1/8/2018	270	65,320.00	
1394502	1816725	1/8/2018	270	59,782.26	
1394628	1816838	1/8/2018	270	48,230.00	
1394631	1816834	1/8/2018	270	47,037.46	

Run Date: 6/29/2018
 Run Time: 6:24:16PM

Demand Account Activity

Start Date: 7/1/2017 End Date: 6/29/2018

Page: 226
 User: 0

Jnl. Entry	Ref #	Trx. Date	Ledger	Debit Amount	Credit Amount
1394593	1816788	1/8/2018	270	46,065.23	
1394493	182700108 AIRS TA	1/8/2018	270	42,896.02	
1394579	1816817	1/8/2018	270	41,093.94	
1394578	1816784	1/8/2018	270	38,505.27	
1394562	1816774	1/8/2018	270	30,262.64	
1394504	1816736	1/8/2018	270	29,075.00	
1394576	1816816	1/8/2018	270	28,595.79	
1394516	1816739	1/8/2018	270	23,894.55	
1394511	1816732	1/8/2018	270	23,282.59	
1394481	1816735	1/8/2018	270	15,345.00	
1394650	1816854	1/8/2018	270	14,135.91	
1394506	1816729	1/8/2018	270	13,634.68	
1394634	1816840	1/8/2018	270	13,130.00	
1394573	1816782	1/8/2018	270	12,170.68	
1394655	1816859	1/8/2018	270	11,836.37	
1394560	1816779	1/8/2018	270	9,328.55	
1394648	1816852	1/8/2018	270	8,368.52	
1394642	1816846	1/8/2018	270	8,011.75	
1394599	1816791	1/8/2018	270	8,001.32	
1394625	1816836	1/8/2018	270	7,970.00	
1394568	1816778	1/8/2018	270	5,574.47	
1394510	1816737	1/8/2018	270	5,175.00	
1394468	1816728	1/8/2018	270	4,831.80	
1394503	1816726	1/8/2018	270	4,680.00	
1394577	1816803	1/8/2018	270	4,645.00	
1394649	1816853	1/8/2018	270	4,640.32	
1394594	1816807	1/8/2018	270	4,599.00	
1394581	1816818	1/8/2018	270	4,589.83	
1394643	1816847	1/8/2018	270	4,503.80	
1394587	1816805	1/8/2018	270	4,070.00	
1394596	1816795	1/8/2018	270	3,326.01	
1394640	1816844	1/8/2018	270	3,250.00	
1394637	1816841	1/8/2018	270	3,150.00	
1394595	1816789	1/8/2018	270	2,815.22	
1394590	1816787	1/8/2018	270	2,760.69	
1394591	1816794	1/8/2018	270	2,348.64	
1394601	1816792	1/8/2018	270	2,337.00	
1394630	1816833	1/8/2018	270	2,310.75	
1394604	1816793	1/8/2018	270	2,272.00	
1394508	1816730	1/8/2018	270	1,890.96	
1394626	1816832	1/8/2018	270	1,733.06	
1394627	1816837	1/8/2018	270	1,715.00	
1394606	1816809	1/8/2018	270	1,553.00	
1394605	1816798	1/8/2018	270	1,541.30	
1394584	1816804	1/8/2018	270	1,365.00	
1394597	1816790	1/8/2018	270	1,043.26	
1394638	1816842	1/8/2018	270	1,010.00	
1394603	1816797	1/8/2018	270	904.38	
1394651	1816855	1/8/2018	270	865.98	
1394592	1816806	1/8/2018	270	790.00	
1394494	182700109 AIRS DE	1/8/2018	270	680.18	
1394583	1816785	1/8/2018	270	535.41	
1394564	1816780	1/8/2018	270	531.75	
1394652	1816856	1/8/2018	270	528.47	
1394619	1816835	1/8/2018	270	500.00	
1394653	1816857	1/8/2018	270	494.62	

Run Date: 6/29/2018
 Run Time: 6:24:16PM

Demand Account Activity

Start Date: 7/1/2017 End Date: 6/29/2018

Page: 227
 User: 0

Jnl. Entry	Ref #	Trx. Date	Ledger	Debit Amount	Credit Amount
1394600	1816796	1/8/2018	270	450.00	
1394514	1816734	1/8/2018	270	440.00	
1394654	1816858	1/8/2018	270	384.88	
1394598	1816808	1/8/2018	270	370.00	
1394647	1816851	1/8/2018	270	362.96	
1394518	182700105	1/8/2018	270	344.16	
1394566	1816781	1/8/2018	270	283.37	
1394632	1816839	1/8/2018	270	280.00	
1394582	1816819	1/8/2018	270	195.48	
1394602	1816810	1/8/2018	270	170.00	
1394641	1816845	1/8/2018	270	102.00	
1394509	1816731	1/8/2018	270	101.80	
1394570	1816801	1/8/2018	270	46.79	
1394585	1816811	1/8/2018	270	30.40	
1394586	1816812	1/8/2018	270	30.40	
1394569	1816800	1/8/2018	270	27.00	
1394639	1816843	1/8/2018	270	25.00	
1394608	1816799	1/8/2018	270	22.89	
1394574	1816802	1/8/2018	270	20.00	
1394589	1816813	1/8/2018	270	19.20	
1394656	1816860	1/8/2018	270	14.11	
1394484	182700103	1/8/2018	270	10.20	
1394512	1816733	1/8/2018	270	4.25	
1394519	DFA EFT REV 1/8/1	1/8/2018	270		45,647.34
1394482	182700101	1/8/2018	270		2,219,000.00
1394496	182700104	1/8/2018	270		16,830,618.58
1394523	182700106	1/8/2018	270		126,473,940.15
1394612	182700111	1/8/2018	270		30,965,336.86
1394620	182600101	1/8/2018	270		19,000,000.00
1395060	182600101	1/9/2018	270	19,000,000.00	
1394667	182700107 AIRS TA	1/9/2018	270	8,720,457.03	
1395040	1816924	1/9/2018	270	7,873,478.84	
1394950	182700104	1/9/2018	270	6,100,000.00	
1395038	1816922	1/9/2018	270	1,639,386.26	
1394957	182700105	1/9/2018	270	594,467.69	
1395039	1816923	1/9/2018	270	406,290.31	
1395067	1816964	1/9/2018	270	338,942.50	
1395077	1816978	1/9/2018	270	141,250.27	
1395000	1816930	1/9/2018	270	136,000.00	
1395069	1816965	1/9/2018	270	106,487.50	
1395070	1816966	1/9/2018	270	99,995.82	
1395025	1816913	1/9/2018	270	47,472.00	
1394670	182700110 AIRS DE	1/9/2018	270	33,951.29	
1394964	1816878	1/9/2018	270	32,497.71	
1394668	182700108 AIRS TA	1/9/2018	270	25,631.78	
1394960	1816877	1/9/2018	270	23,086.70	
1395028	1816915	1/9/2018	270	14,968.15	
1395029	1816916	1/9/2018	270	13,983.38	
1395072	1816967	1/9/2018	270	10,188.56	
1395075	1816976	1/9/2018	270	10,169.81	
1394674	1816881	1/9/2018	270	8,868.38	
1395026	1816914	1/9/2018	270	8,534.71	
1395057	1816962	1/9/2018	270	8,460.00	
1395035	1816920	1/9/2018	270	6,903.59	
1395050	1816928	1/9/2018	270	6,110.00	
1394972	1816880	1/9/2018	270	5,825.89	

Run Date: 6/29/2018
 Run Time: 6:24:16PM

Demand Account Activity

Start Date: 7/1/2017 End Date: 6/29/2018

Page: 228
 User: 0

Jnl. Entry	Ref #	Trx. Date	Ledger	Debit Amount	Credit Amount
1395001	1816931	1/9/2018	270	4,272.00	
1395074	1816975	1/9/2018	270	3,798.90	
1395007	1816933	1/9/2018	270	3,505.00	
1394973	1816884	1/9/2018	270	3,405.31	
1394977	1816885	1/9/2018	270	2,219.18	
1394969	1816879	1/9/2018	270	2,001.63	
1395076	1816977	1/9/2018	270	1,937.25	
1394966	1816883	1/9/2018	270	1,435.41	
1395033	1816919	1/9/2018	270	1,270.00	
1394669	182700109 AIRS DE	1/9/2018	270	1,203.85	
1394983	1816929	1/9/2018	270	1,140.00	
1394970	1816875	1/9/2018	270	920.00	
1394948	1816876	1/9/2018	270	852.00	
1395013	1816934	1/9/2018	270	680.00	
1395017	1816935	1/9/2018	270	663.00	
1395065	1816963	1/9/2018	270	600.00	
1394971	1816870	1/9/2018	270	582.00	
1394659	182700101	1/9/2018	270	456.58	
1395032	1816918	1/9/2018	270	364.00	
1395002	1816932	1/9/2018	270	360.00	
1395030	1816917	1/9/2018	270	345.00	
1394963	1816873	1/9/2018	270	327.00	
1394958	1816872	1/9/2018	270	300.00	
1394961	1816882	1/9/2018	270	259.94	
1395037	1816921	1/9/2018	270	140.00	
1394954	1816871	1/9/2018	270	100.00	
1395024	1816936	1/9/2018	270	70.00	
1395027	1816937	1/9/2018	270	15.20	
1395031	1816938	1/9/2018	270	15.20	
1395043	1816925	1/9/2018	270	14.59	
1395048	1816927	1/9/2018	270	9.86	
1395034	1816939	1/9/2018	270	9.60	
1394967	1816874	1/9/2018	270	8.50	
1395046	1816926	1/9/2018	270	3.94	
1394996	DFA EFT REV 1/9/1	1/9/2018	270		5,199.66
1394671	182700102	1/9/2018	270		29,215,800.10
1394949	182700103	1/9/2018	270		6,100,000.00
1394980	182700106	1/9/2018	270		10,045,699.71
1395426	182700106	1/10/2018	270	180,976,000.00	
1395365	182700107 AIRS TA	1/10/2018	270	10,281,232.64	
1395418	182700104	1/10/2018	270	5,994,080.33	
1395382	1816991	1/10/2018	270	2,239,676.93	
1395270	1817002	1/10/2018	270	1,951,221.75	
1395467	1817059	1/10/2018	270	1,740,969.47	
1395507	1817090	1/10/2018	270	1,244,832.43	
1395497	1817087	1/10/2018	270	1,055,464.45	
1395444	1817038	1/10/2018	270	278,813.23	
1395390	1816992	1/10/2018	270	269,073.64	
1395398	1817001	1/10/2018	270	241,000.04	
1395449	1817042	1/10/2018	270	180,213.55	
1395356	182100101	1/10/2018	270	168,000.00	
1395469	1817060	1/10/2018	270	153,327.01	
1395448	1817041	1/10/2018	270	152,860.97	
1395457	1817049	1/10/2018	270	149,148.00	
1395369	1816983	1/10/2018	270	146,000.00	
1395499	1817092	1/10/2018	270	129,440.47	

Run Date: 6/29/2018
 Run Time: 6:24:16PM

Demand Account Activity

Page: 229
 User: 0

Start Date: 7/1/2017 End Date: 6/29/2018

Jnl. Entry	Ref #	Trx. Date	Ledger	Debit Amount	Credit Amount
1395450	1817043	1/10/2018	270	95,020.34	
1395385	1816996	1/10/2018	270	94,404.38	
1395373	1816984	1/10/2018	270	90,000.00	
1395371	1816995	1/10/2018	270	78,872.19	
1395503	1817098	1/10/2018	270	55,684.48	
1395451	1817044	1/10/2018	270	48,799.55	
1395374	1816985	1/10/2018	270	40,000.00	
1395401	1817010	1/10/2018	270	25,952.80	
1395394	1816994	1/10/2018	270	22,702.96	
1395366	182700108 AIRS TA	1/10/2018	270	19,402.61	
1395452	1817045	1/10/2018	270	18,285.82	
1395375	1816986	1/10/2018	270	17,000.00	
1395377	1816987	1/10/2018	270	14,000.00	
1395392	1816993	1/10/2018	270	11,082.34	
1395380	1816988	1/10/2018	270	10,000.00	
1395073	1816989	1/10/2018	270	9,000.00	
1395501	1817093	1/10/2018	270	7,351.04	
1395504	1817088	1/10/2018	270	6,060.20	
1395378	1816990	1/10/2018	270	5,500.00	
1395367	182700109 AIRS DE	1/10/2018	270	4,570.82	
1395456	1817048	1/10/2018	270	4,115.00	
1395447	1817040	1/10/2018	270	3,354.72	
1395460	1817052	1/10/2018	270	3,320.00	
1395393	1816999	1/10/2018	270	3,284.00	
1395458	1817050	1/10/2018	270	1,932.00	
1395446	1817039	1/10/2018	270	1,789.77	
1395502	1817094	1/10/2018	270	1,500.00	
1395389	1816998	1/10/2018	270	1,280.00	
1395496	1817091	1/10/2018	270	1,213.27	
1395505	1817089	1/10/2018	270	1,174.04	
1395473	1817095	1/10/2018	270	1,072.33	
1395354	182700102	1/10/2018	270	1,006.78	
1395462	1817054	1/10/2018	270	718.00	
1395403	1817014	1/10/2018	270	691.79	
1395455	1817047	1/10/2018	270	675.00	
1395461	1817053	1/10/2018	270	640.00	
1395464	1817096	1/10/2018	270	494.76	
1395388	1816997	1/10/2018	270	289.00	
1395391	1817007	1/10/2018	270	170.00	
1395459	1817051	1/10/2018	270	160.00	
1395387	1817006	1/10/2018	270	150.00	
1395463	1817055	1/10/2018	270	110.00	
1395475	1817062	1/10/2018	270	63.85	
1395454	1817046	1/10/2018	270	57.06	
1395395	1817000	1/10/2018	270	55.00	
1395399	1817009	1/10/2018	270	50.00	
1395465	1817056	1/10/2018	270	22.80	
1395466	1817057	1/10/2018	270	22.80	
1395397	1817008	1/10/2018	270	21.25	
1395472	1817061	1/10/2018	270	14.65	
1395431	1817058	1/10/2018	270	14.40	
1395381	1817004	1/10/2018	270	12.76	
1395376	1817003	1/10/2018	270	11.75	
1395476	1817063	1/10/2018	270	1.48	
1395386	1817005	1/10/2018	270	1.00	
1395355	182700102	1/10/2018	270		1,561,000.00

Run Date: 6/29/2018
 Run Time: 6:24:16PM

Demand Account Activity

Start Date: 7/1/2017 End Date: 6/29/2018

Page: 230
 User: 0

Jnl. Entry	Ref #	Trx. Date	Ledger	Debit Amount	Credit Amount
1395357	182700103	1/10/2018	270		1,951,221.75
1395428	DFA EFT REV 1/10/	1/10/2018	270		41,040.76
1395368	182700102	1/10/2018	270		6,374,723.06
1395383	182700101	1/10/2018	270		4,330,795.89
1395406	182700103	1/10/2018	270		5,994,080.33
1395470	182700115	1/10/2018	270		125,285,281.00
1395494	182600101	1/10/2018	270		63,000,000.00
1395883	1817216	1/11/2018	270	49,634,439.63	
1395746	182700107 AIRS TA	1/11/2018	270	12,800,854.55	
1395902	183000105	1/11/2018	270	8,000,000.00	
1395790	182700105	1/11/2018	270	5,036,679.03	
1395844	1817217	1/11/2018	270	820,606.95	
1395769	1817115	1/11/2018	270	700,284.86	
1395785	1817129	1/11/2018	270	476,267.97	
1395730	1817116	1/11/2018	270	467,636.88	
1395782	1817128	1/11/2018	270	424,479.10	
1395762	1817112	1/11/2018	270	405,000.00	
1395881	1817200	1/11/2018	270	283,122.27	
1395770	1817117	1/11/2018	270	270,408.91	
1395773	1817118	1/11/2018	270	137,484.51	
1395766	1817134	1/11/2018	270	136,656.75	
1395771	1817124	1/11/2018	270	134,039.16	
1395893	1817218	1/11/2018	270	117,224.04	
1395888	1817215	1/11/2018	270	80,867.57	
1395774	1817119	1/11/2018	270	75,960.25	
1395776	1817120	1/11/2018	270	71,167.92	
1395768	1817114	1/11/2018	270	63,243.00	
1395778	1817121	1/11/2018	270	60,369.30	
1395748	182700108 AIRS TA	1/11/2018	270	53,052.82	
1395910	1817237	1/11/2018	270	49,600.00	
1395913	1817238	1/11/2018	270	47,754.29	
1395775	1817125	1/11/2018	270	38,283.87	
1395777	1817126	1/11/2018	270	30,000.00	
1395765	1817113	1/11/2018	270	24,443.00	
1395781	1817122	1/11/2018	270	23,588.61	
1395887	1817203	1/11/2018	270	21,552.50	
1395752	1817123	1/11/2018	270	20,813.00	
1395865	1817191	1/11/2018	270	14,998.00	
1395912	1817239	1/11/2018	270	11,702.93	
1395915	1817240	1/11/2018	270	8,988.00	
1395867	1817193	1/11/2018	270	8,555.00	
1395904	1817233	1/11/2018	270	7,819.30	
1395761	1817131	1/11/2018	270	6,540.99	
1395889	1817204	1/11/2018	270	6,059.80	
1395763	1817132	1/11/2018	270	5,691.65	
1395764	1817133	1/11/2018	270	5,621.21	
1395885	1817214	1/11/2018	270	5,462.50	
1395760	1817130	1/11/2018	270	5,385.09	
1395886	1817202	1/11/2018	270	4,813.77	
1395882	1817213	1/11/2018	270	4,595.00	
1395894	1817219	1/11/2018	270	3,396.62	
1395750	182700110 AIRS DE	1/11/2018	270	3,140.83	
1395872	1817208	1/11/2018	270	2,971.00	
1395873	1817209	1/11/2018	270	2,748.00	
1395868	1817194	1/11/2018	270	1,660.00	
1395866	1817192	1/11/2018	270	1,240.00	

Run Date: 6/29/2018
 Run Time: 6:24:16PM

Demand Account Activity

Start Date: 7/1/2017 End Date: 6/29/2018

Page: 231
 User: 0

Jnl. Entry	Ref #	Trx. Date	Ledger	Debit Amount	Credit Amount
1395870	1817195	1/11/2018	270	1,203.00	
1395916	1817241	1/11/2018	270	1,157.46	
1395749	182700109 AIRS D€	1/11/2018	270	1,143.70	
1395869	1817206	1/11/2018	270	995.00	
1395917	1817242	1/11/2018	270	956.55	
1395874	1817210	1/11/2018	270	773.59	
1395918	1817243	1/11/2018	270	723.25	
1395780	1817127	1/11/2018	270	712.16	
1395871	1817207	1/11/2018	270	545.00	
1395875	1817211	1/11/2018	270	538.00	
1395906	1817234	1/11/2018	270	341.11	
1395738	182700102	1/11/2018	270	303.48	
1395877	1817212	1/11/2018	270	252.00	
1395884	1817201	1/11/2018	270	251.06	
1395862	1817205	1/11/2018	270	215.00	
1395896	1817221	1/11/2018	270	206.43	
1395876	1817196	1/11/2018	270	180.00	
1395795	182700106	1/11/2018	270	167.96	
1395895	1817220	1/11/2018	270	138.32	
1395907	1817235	1/11/2018	270	30.00	
1395878	1817197	1/11/2018	270	22.80	
1395879	1817198	1/11/2018	270	22.80	
1395880	1817199	1/11/2018	270	14.40	
1395908	1817236	1/11/2018	270	4.25	
1395779	DFA EFT REV 1/11/	1/11/2018	270		24,716.69
1395737	182700101	1/11/2018	270		21,667,536.00
1395753	182700103	1/11/2018	270		5,213,488.16
1395756	182700104	1/11/2018	270		5,036,679.03
1395796	182700111	1/11/2018	270		35,884,981.93
1395900	182700112	1/11/2018	270		12,339,922.24
1396204	182700105	1/12/2018	270	75,148,184.73	
1396177	1817271	1/12/2018	270	22,465,004.49	
1396290	1817328	1/12/2018	270	14,458,309.95	
1396231	182700107 AIRS TA	1/12/2018	270	11,511,288.62	
1396269	1817321	1/12/2018	270	5,167,242.12	
1396265	1817320	1/12/2018	270	1,670,403.45	
1396202	182700103	1/12/2018	270	1,013,906.94	
1396235	182700109 AIRS D€	1/12/2018	270	786,436.60	
1396274	1817322	1/12/2018	270	620,827.46	
1396288	1817326	1/12/2018	270	518,702.76	
1396259	1817319	1/12/2018	270	213,172.02	
1395921	1817250	1/12/2018	270	192,170.21	
1396182	1817276	1/12/2018	270	136,234.12	
1396237	1817309	1/12/2018	270	85,605.16	
1396176	1817270	1/12/2018	270	73,546.42	
1396320	1817377	1/12/2018	270	60,749.21	
1396205	182700106	1/12/2018	270	51,190.97	
1396184	1817278	1/12/2018	270	50,468.99	
1396233	182700108 AIRS TA	1/12/2018	270	43,143.71	
1396183	1817277	1/12/2018	270	39,817.21	
1396178	1817272	1/12/2018	270	39,114.73	
1396305	1817364	1/12/2018	270	33,248.25	
1396258	1817342	1/12/2018	270	22,896.12	
1396304	1817363	1/12/2018	270	22,260.96	
1396289	1817327	1/12/2018	270	16,726.97	
1396244	1817307	1/12/2018	270	16,501.82	

Run Date: 6/29/2018
 Run Time: 6:24:16PM

Demand Account Activity

Page: 232
 User: 0

Start Date: 7/1/2017 End Date: 6/29/2018

Jnl. Entry	Ref #	Trx. Date	Ledger	Debit Amount	Credit Amount
1396196	1817308	1/12/2018	270	14,203.30	
1396180	1817274	1/12/2018	270	10,604.74	
1396239	182700111 AIRS D€	1/12/2018	270	8,592.87	
1396186	1817280	1/12/2018	270	7,488.46	
1396232	1817302	1/12/2018	270	5,785.61	
1396296	1817331	1/12/2018	270	5,553.50	
1396328	1817384	1/12/2018	270	5,390.00	
1396251	1817340	1/12/2018	270	5,118.44	
1396236	1817304	1/12/2018	270	4,095.00	
1396185	1817279	1/12/2018	270	4,052.39	
1396293	1817330	1/12/2018	270	3,890.00	
1396322	1817378	1/12/2018	270	3,870.37	
1396243	1817306	1/12/2018	270	3,587.00	
1396323	1817379	1/12/2018	270	3,450.00	
1396238	182700110 AIARS €	1/12/2018	270	3,421.60	
1396179	1817273	1/12/2018	270	3,352.25	
1396181	1817275	1/12/2018	270	3,031.22	
1396278	1817339	1/12/2018	270	2,705.73	
1396341	1817403	1/12/2018	270	2,483.20	
1396276	1817337	1/12/2018	270	2,163.61	
1396324	1817380	1/12/2018	270	1,815.00	
1396325	1817381	1/12/2018	270	1,755.00	
1396327	1817383	1/12/2018	270	1,125.00	
1396279	1817356	1/12/2018	270	1,122.00	
1396217	1817296	1/12/2018	270	1,116.75	
1396302	1817361	1/12/2018	270	1,060.28	
1396277	1817338	1/12/2018	270	943.00	
1396326	1817382	1/12/2018	270	930.00	
1396234	1817303	1/12/2018	270	780.00	
1396303	1817362	1/12/2018	270	760.44	
1396275	1817336	1/12/2018	270	530.00	
1396299	1817333	1/12/2018	270	370.00	
1396286	1817324	1/12/2018	270	356.19	
1396300	1817334	1/12/2018	270	355.00	
1396240	1817305	1/12/2018	270	310.00	
1395927	1817255	1/12/2018	270	300.00	
1395929	1817257	1/12/2018	270	300.00	
1396311	1817329	1/12/2018	270	290.00	
1396342	1817404	1/12/2018	270	285.03	
1396287	1817325	1/12/2018	270	171.68	
1395925	1817253	1/12/2018	270	150.00	
1396214	1817295	1/12/2018	270	135.00	
1396298	1817332	1/12/2018	270	115.00	
1396301	1817335	1/12/2018	270	115.00	
1396229	1817301	1/12/2018	270	110.50	
1396256	1817341	1/12/2018	270	93.04	
1396220	1817297	1/12/2018	270	80.00	
1395922	1817251	1/12/2018	270	75.00	
1395926	1817254	1/12/2018	270	75.00	
1395928	1817256	1/12/2018	270	75.00	
1396285	1817323	1/12/2018	270	48.25	
1396221	1817298	1/12/2018	270	22.80	
1396224	1817299	1/12/2018	270	22.80	
1396280	1817357	1/12/2018	270	17.44	
1396227	1817300	1/12/2018	270	14.40	
1395924	1817252	1/12/2018	270	5.00	

Run Date: 6/29/2018
 Run Time: 6:24:16PM

Demand Account Activity

Page: 233
 User: 0

Start Date: 7/1/2017 End Date: 6/29/2018

Jnl. Entry	Ref #	Trx. Date	Ledger	Debit Amount	Credit Amount
1396200	182700101	1/12/2018	270		22,465,004.49
1396201	182700102	1/12/2018	270		1,724,000.00
1396197	182700104	1/12/2018	270		6,134,001.32
1396207	182700112	1/12/2018	270		51,190.97
1396252	182700115	1/12/2018	270		98,372,942.86
1396347	182600101	1/12/2018	270		6,000,000.00
1396318	Jan16 Snow Day	1/16/2018	270	30,000,000.00	
1396406	182700118 AIRS EF	1/17/2018	270	36,711,760.09	
1396798	1817464	1/17/2018	270	9,299,741.32	
1396393	182700108	1/17/2018	270	5,841,855.94	
1396799	1817465	1/17/2018	270	1,143,670.94	
1396404	182700117	1/17/2018	270	811,886.00	
1396762	1817449	1/17/2018	270	650,272.73	
1396771	1817459	1/17/2018	270	640,985.15	
1396793	1817463	1/17/2018	270	375,654.66	
1396378	1817436	1/17/2018	270	353,633.49	
1396385	1817437	1/17/2018	270	190,000.00	
1396388	182700103	1/17/2018	270	181,219.14	
1396369	1817417	1/17/2018	270	151,371.15	
1396759	1817446	1/17/2018	270	107,560.00	
1396817	1817494	1/17/2018	270	100,432.56	
1396802	1817495	1/17/2018	270	83,487.23	
1396841	1817520	1/17/2018	270	80,000.00	
1396805	1817498	1/17/2018	270	64,608.64	
1396808	1817466	1/17/2018	270	61,365.32	
1396353	1817420	1/17/2018	270	56,782.00	
1396357	1817422	1/17/2018	270	49,925.46	
1396760	1817447	1/17/2018	270	42,204.74	
1396767	1817462	1/17/2018	270	31,163.32	
1396359	1817423	1/17/2018	270	27,578.06	
1396361	1817424	1/17/2018	270	21,746.68	
1396806	1817499	1/17/2018	270	18,000.00	
1396367	1817416	1/17/2018	270	16,026.11	
1396838	1817517	1/17/2018	270	8,703.51	
1396355	1817421	1/17/2018	270	7,329.00	
1396376	1817432	1/17/2018	270	6,167.00	
1396804	1817497	1/17/2018	270	5,280.46	
1396754	182700123	1/17/2018	270	5,102.67	
1396408	182700120IRPCC A	1/17/2018	270	5,089.67	
1396363	1817425	1/17/2018	270	4,897.58	
1396366	1817415	1/17/2018	270	4,464.71	
1396774	1817458	1/17/2018	270	4,041.00	
1396365	1817426	1/17/2018	270	4,040.35	
1396368	1817427	1/17/2018	270	3,717.39	
1396772	1817456	1/17/2018	270	3,585.00	
1396803	1817496	1/17/2018	270	2,962.83	
1396840	1817519	1/17/2018	270	2,673.00	
1396758	1817445	1/17/2018	270	2,141.64	
1396839	1817518	1/17/2018	270	2,125.00	
1396371	1817418	1/17/2018	270	2,001.63	
1396364	1817414	1/17/2018	270	1,504.54	
1396761	1817448	1/17/2018	270	1,215.00	
1396370	1817428	1/17/2018	270	1,208.00	
1396377	1817433	1/17/2018	270	1,138.16	
1396405	1817454	1/17/2018	270	1,094.00	
1396389	182700104	1/17/2018	270	1,016.37	

Run Date: 6/29/2018
 Run Time: 6:24:16PM

Demand Account Activity

Page: 234
 User: 0

Start Date: 7/1/2017 End Date: 6/29/2018

Jnl. Entry	Ref #	Trx. Date	Ledger	Debit Amount	Credit Amount
1396770	1817455	1/17/2018	270	690.00	
1396843	1817522	1/17/2018	270	630.00	
1396824	1817461	1/17/2018	270	470.31	
1396407	182700119IFTA CC	1/17/2018	270	420.95	
1396362	1817413	1/17/2018	270	420.00	
1396773	1817457	1/17/2018	270	330.00	
1396845	1817524	1/17/2018	270	250.00	
1396360	1817412	1/17/2018	270	193.33	
1396373	1817419	1/17/2018	270	171.78	
1396755	1817444	1/17/2018	270	116.60	
1396766	1817453	1/17/2018	270	100.00	
1396763	1817450	1/17/2018	270	45.60	
1396764	1817451	1/17/2018	270	45.60	
1396765	1817452	1/17/2018	270	28.80	
1396844	1817523	1/17/2018	270	21.25	
1396756	182700125	1/17/2018	270	17.98	
1396372	1817429	1/17/2018	270	17.44	
1396776	1817460	1/17/2018	270	5.76	
1396842	1817521	1/17/2018	270	4.25	
1396749	082700120	1/17/2018	270		5,102.67
1396768	182700126	1/17/2018	270		13,104,250.00
1396390	182700105	1/17/2018	270		1,016.37
1396397	182700112	1/17/2018	270		10,802,571.53
1396398	182700113	1/17/2018	270		39,015,526.30
1396399	182700114	1/17/2018	270		6,928,194.07
1396400	182700115	1/17/2018	270		882,000.00
1396401	182700116	1/17/2018	270		944,000.00
1396807	182700128	1/17/2018	270		6,676,755.98
1396830	182700130	1/17/2018	270		9,000,000.00
1397910	182700101AIRS EF	1/18/2018	270	243,458,916.98	
1397945	1817617	1/18/2018	270	59,753,561.75	
1397886	1817574	1/18/2018	270	10,524,422.16	
1397949	1817620	1/18/2018	270	2,295,283.28	
1397948	1817619	1/18/2018	270	1,512,770.90	
1397892	1817579	1/18/2018	270	1,218,743.00	
1397891	1817578	1/18/2018	270	1,200,000.00	
1397917	182700108	1/18/2018	270	1,000,000.00	
1396889	1817567	1/18/2018	270	921,000.00	
1397947	1817618	1/18/2018	270	857,170.33	
1397884	1817572	1/18/2018	270	591,838.09	
1396887	1817561	1/18/2018	270	554,194.19	
1398027	1817694	1/18/2018	270	486,471.59	
1396878	1817552	1/18/2018	270	445,769.11	
1398033	1817698	1/18/2018	270	399,374.68	
1397923	1817594	1/18/2018	270	331,845.00	
1396879	1817553	1/18/2018	270	290,087.43	
1397941	1817613	1/18/2018	270	284,916.81	
1396881	1817555	1/18/2018	270	229,711.72	
1398006	1817680	1/18/2018	270	206,542.09	
1398068	1817725	1/18/2018	270	205,542.00	
1396882	1817556	1/18/2018	270	181,198.69	
1398070	1817727	1/18/2018	270	178,575.83	
1397893	1817580	1/18/2018	270	171,572.31	
1398054	1817709	1/18/2018	270	169,222.17	
1396884	1817558	1/18/2018	270	124,834.97	
1397894	1817581	1/18/2018	270	124,754.78	

Run Date: 6/29/2018
Run Time: 6:24:16PM

Demand Account Activity

Start Date: 7/1/2017 End Date: 6/29/2018

Page: 235
User: 0

Jnl. Entry	Ref #	Trx. Date	Ledger	Debit Amount	Credit Amount
1397983	1817647	1/18/2018	270	108,954.00	
1397922	1817593	1/18/2018	270	90,235.00	
1398028	1817695	1/18/2018	270	87,289.91	
1396883	1817557	1/18/2018	270	82,810.19	
1397942	1817614	1/18/2018	270	68,548.47	
1398047	1817710	1/18/2018	270	50,962.96	
1398071	1817728	1/18/2018	270	49,419.20	
1397911	182700102CC AIRS	1/18/2018	270	39,357.82	
1398051	1817711	1/18/2018	270	39,026.01	
1397887	1817575	1/18/2018	270	37,826.14	
1397943	1817615	1/18/2018	270	32,262.07	
1396851	1817530	1/18/2018	270	25,899.28	
1397899	1817590	1/18/2018	270	20,697.84	
1397925	1817596	1/18/2018	270	19,368.04	
1396876	1817550	1/18/2018	270	15,513.61	
1397888	1817576	1/18/2018	270	14,832.67	
1397890	1817577	1/18/2018	270	14,232.01	
1397944	1817616	1/18/2018	270	12,239.51	
1397912	182700103IFTA CC	1/18/2018	270	10,575.47	
1397988	182700130	1/18/2018	270	9,262.36	
1396846	1817526	1/18/2018	270	7,665.00	
1396877	1817551	1/18/2018	270	6,730.03	
1397898	1817587	1/18/2018	270	6,534.00	
1396850	1817529	1/18/2018	270	6,232.00	
1398067	1817724	1/18/2018	270	6,040.33	
1398031	1817697	1/18/2018	270	6,027.58	
1396875	1817549	1/18/2018	270	5,696.50	
1396888	1817562	1/18/2018	270	5,581.99	
1397924	1817595	1/18/2018	270	5,197.28	
1397913	182700104IRPCC A	1/18/2018	270	4,748.22	
1396885	1817559	1/18/2018	270	4,728.58	
1398042	1817703	1/18/2018	270	4,100.00	
1398024	1817691	1/18/2018	270	3,760.00	
1397975	1817642	1/18/2018	270	3,373.49	
1396826	1817525	1/18/2018	270	3,370.00	
1398045	1817705	1/18/2018	270	2,871.00	
1396886	1817560	1/18/2018	270	2,573.34	
1397979	1817644	1/18/2018	270	2,536.81	
1396874	1817548	1/18/2018	270	2,440.35	
1398056	1817730	1/18/2018	270	2,350.00	
1398022	1817689	1/18/2018	270	2,340.00	
1398072	1817729	1/18/2018	270	1,835.00	
1397965	1817632	1/18/2018	270	1,708.00	
1397953	1817624	1/18/2018	270	1,690.00	
1397928	1817599	1/18/2018	270	1,630.14	
1396871	1817545	1/18/2018	270	1,324.89	
1398049	1817707	1/18/2018	270	1,059.00	
1396872	1817546	1/18/2018	270	960.15	
1396848	1817527	1/18/2018	270	855.00	
1396873	1817547	1/18/2018	270	855.00	
1398019	1817687	1/18/2018	270	835.00	
1398040	1817702	1/18/2018	270	790.00	
1397981	1817646	1/18/2018	270	753.05	
1398023	1817690	1/18/2018	270	740.00	
1397966	1817633	1/18/2018	270	687.00	
1397967	1817634	1/18/2018	270	650.00	

Run Date: 6/29/2018
Run Time: 6:24:16PM

Demand Account Activity

Start Date: 7/1/2017 End Date: 6/29/2018

Page: 236
User: 0

Jnl. Entry	Ref #	Trx. Date	Ledger	Debit Amount	Credit Amount
1397897	1817586	1/18/2018	270	640.00	
1396853	1817531	1/18/2018	270	595.72	
1397968	1817635	1/18/2018	270	500.00	
1398074	1817732	1/18/2018	270	500.00	
1397990	1817693	1/18/2018	270	484.82	
1397969	1817636	1/18/2018	270	440.00	
1396880	1817554	1/18/2018	270	432.84	
1396868	1817543	1/18/2018	270	405.50	
1397970	1817637	1/18/2018	270	400.00	
1396869	1817544	1/18/2018	270	378.00	
1396849	1817528	1/18/2018	270	375.00	
1397971	1817638	1/18/2018	270	350.00	
1398015	1817685	1/18/2018	270	346.00	
1398053	1817708	1/18/2018	270	316.60	
1397972	1817639	1/18/2018	270	300.00	
1397973	1817640	1/18/2018	270	300.00	
1397954	1817625	1/18/2018	270	275.00	
1397974	1817641	1/18/2018	270	250.00	
1396866	1817541	1/18/2018	270	240.00	
1398044	1817704	1/18/2018	270	230.00	
1397955	1817626	1/18/2018	270	200.00	
1398021	1817688	1/18/2018	270	200.00	
1398046	1817706	1/18/2018	270	180.00	
1398069	1817726	1/18/2018	270	155.05	
1397956	1817627	1/18/2018	270	150.00	
1396867	1817542	1/18/2018	270	145.00	
1396860	1817538	1/18/2018	270	135.66	
1396861	1817539	1/18/2018	270	120.00	
1398018	1817686	1/18/2018	270	110.00	
1397976	1817643	1/18/2018	270	105.99	
1397961	1817628	1/18/2018	270	100.00	
1398025	1817692	1/18/2018	270	96.30	
1397985	1817648	1/18/2018	270	95.00	
1397980	1817645	1/18/2018	270	92.03	
1397895	1817585	1/18/2018	270	85.00	
1397883	1817571	1/18/2018	270	75.00	
1398073	1817731	1/18/2018	270	75.00	
1396862	1817540	1/18/2018	270	70.00	
1397962	1817629	1/18/2018	270	57.54	
1398029	1817696	1/18/2018	270	55.51	
1396856	1817534	1/18/2018	270	50.00	
1397963	1817630	1/18/2018	270	50.00	
1398035	1817699	1/18/2018	270	45.60	
1398037	1817700	1/18/2018	270	45.60	
1398010	1817682	1/18/2018	270	38.00	
1398012	1817683	1/18/2018	270	38.00	
1398039	1817701	1/18/2018	270	28.80	
1396857	1817535	1/18/2018	270	28.00	
1398013	1817684	1/18/2018	270	24.00	
1396858	1817536	1/18/2018	270	12.00	
1396859	1817537	1/18/2018	270	12.00	
1397964	1817631	1/18/2018	270	8.00	
1397882	1817570	1/18/2018	270	4.25	
1396854	1817532	1/18/2018	270	4.00	
1396855	1817533	1/18/2018	270	4.00	
1398009	1817681	1/18/2018	270	2.50	

Run Date: 6/29/2018
 Run Time: 6:24:16PM

Demand Account Activity

Page: 237
 User: 0

Start Date: 7/1/2017 End Date: 6/29/2018

Jnl. Entry	Ref #	Trx. Date	Ledger	Debit Amount	Credit Amount
1397885	1817573	1/18/2018	270	2.22	
1397915	182700106	1/18/2018	270		5,070,711.55
1397916	182700107	1/18/2018	270		1,000,000.00
1397918	182700109	1/18/2018	270		10,524,422.16
1397919	182700110	1/18/2018	270		1,304.00
1397946	182700111	1/18/2018	270		785,325.82
1397977	182700112	1/18/2018	270		310,809,242.00
1397982	182700114	1/18/2018	270		9,262.36
1396893	182700132	1/18/2018	270		1,000,000.00
1398527	182700120	1/19/2018	270	87,000,000.00	
1398511	182700116	1/19/2018	270	47,535,652.53	
1398496	1817863	1/19/2018	270	15,535,053.01	
1398370	182700101EFT AIR!	1/19/2018	270	12,776,954.46	
1398438	1817801	1/19/2018	270	7,290,149.77	
1398389	1817761	1/19/2018	270	6,942,926.40	
1398528	182700121	1/19/2018	270	1,000,000.00	
1398032	1817857	1/19/2018	270	938,890.97	
1398445	1817807	1/19/2018	270	701,834.91	
1398450	1817821	1/19/2018	270	487,800.01	
1398489	1817858	1/19/2018	270	404,224.68	
1398517	1817864	1/19/2018	270	327,276.31	
1398391	182700104	1/19/2018	270	270,000.00	
1398373	1817746	1/19/2018	270	161,336.26	
1398465	1817822	1/19/2018	270	145,568.80	
1398439	1817802	1/19/2018	270	133,519.35	
1398466	1817823	1/19/2018	270	104,334.11	
1398467	1817824	1/19/2018	270	97,663.62	
1398457	1817813	1/19/2018	270	67,080.82	
1398512	182700117	1/19/2018	270	66,500.00	
1398440	1817803	1/19/2018	270	42,957.94	
1398458	1817814	1/19/2018	270	36,974.14	
1398459	1817815	1/19/2018	270	24,593.81	
1398460	1817816	1/19/2018	270	21,760.81	
1398462	1817818	1/19/2018	270	21,285.01	
1398372	182700102IRPCC A	1/19/2018	270	20,914.08	
1398374	1817747	1/19/2018	270	18,073.09	
1398386	1817758	1/19/2018	270	16,903.00	
1398476	1817826	1/19/2018	270	15,783.91	
1398388	1817760	1/19/2018	270	12,475.00	
1398390	1817762	1/19/2018	270	11,241.22	
1398490	1817859	1/19/2018	270	10,267.72	
1398521	1817868	1/19/2018	270	10,121.70	
1398468	1817825	1/19/2018	270	10,120.37	
1398434	182700110	1/19/2018	270	8,324.03	
1398078	1817735	1/19/2018	270	7,628.75	
1398493	1817861	1/19/2018	270	6,857.94	
1398495	1817862	1/19/2018	270	4,450.24	
1398043	1817733	1/19/2018	270	4,045.00	
1398443	1817806	1/19/2018	270	3,895.00	
1398376	1817748	1/19/2018	270	3,674.96	
1398441	1817804	1/19/2018	270	3,490.57	
1398456	1817812	1/19/2018	270	3,326.01	
1398387	1817759	1/19/2018	270	2,450.00	
1398519	1817865	1/19/2018	270	1,982.47	
1398392	1817763	1/19/2018	270	1,899.07	
1398463	1817819	1/19/2018	270	1,638.23	

Run Date: 6/29/2018
 Run Time: 6:24:16PM

Demand Account Activity

Start Date: 7/1/2017 End Date: 6/29/2018

Page: 238
 User: 0

Jnl. Entry	Ref #	Trx. Date	Ledger	Debit Amount	Credit Amount
1398385	1817757	1/19/2018	270	1,390.00	
1398491	1817860	1/19/2018	270	1,096.47	
1398377	1817749	1/19/2018	270	1,000.00	
1398379	1817751	1/19/2018	270	873.00	
1398442	1817805	1/19/2018	270	620.00	
1398380	1817752	1/19/2018	270	570.00	
1398455	1817811	1/19/2018	270	389.89	
1398461	1817817	1/19/2018	270	245.90	
1398381	1817753	1/19/2018	270	76.00	
1398382	1817754	1/19/2018	270	76.00	
1398378	1817750	1/19/2018	270	60.00	
1398446	1817808	1/19/2018	270	59.47	
1398355	Back Out Journal Er	1/19/2018	270	50.00	
1398426	Correct Journal Entr	1/19/2018	270	50.00	
1398383	1817755	1/19/2018	270	48.00	
1398449	1817809	1/19/2018	270	37.00	
1398077	1817734	1/19/2018	270	17.44	
1398454	1817810	1/19/2018	270	12.00	
1398384	1817756	1/19/2018	270	8.50	
1398464	1817820	1/19/2018	270	1.00	
1398359	8007585 EFT REV	1/19/2018	270		107,174.35
1398393	182700105	1/19/2018	270		1,806,000.00
1398395	182700106	1/19/2018	270		6,942,926.40
1398396	182700107	1/19/2018	270		5,023,797.24
1398397	182700108	1/19/2018	270		50.00
1398498	182700111	1/19/2018	270		8,324.03
1398513	182700118	1/19/2018	270		167,855,942.42
1398999	182600101	1/22/2018	270	43,000,000.00	
1398571	182700107 AIRS TA	1/22/2018	270	42,549,918.03	
1398994	1818026	1/22/2018	270	11,347,051.04	
1398997	1818028	1/22/2018	270	8,710,063.73	
1398958	1817995	1/22/2018	270	5,757,430.78	
1398955	1817994	1/22/2018	270	884,595.82	
1398980	1818003	1/22/2018	270	427,989.05	
1398967	1817996	1/22/2018	270	418,721.10	
1398975	1818001	1/22/2018	270	264,478.05	
1398968	1817997	1/22/2018	270	246,234.79	
1398970	1817998	1/22/2018	270	199,717.87	
1398930	1817961	1/22/2018	270	194,412.93	
1398971	1817999	1/22/2018	270	140,000.00	
1398987	1818023	1/22/2018	270	138,189.00	
1398572	182700108 AIRS TA	1/22/2018	270	111,788.85	
1398973	1818000	1/22/2018	270	109,066.41	
1398966	1818006	1/22/2018	270	93,702.64	
1398560	1817897	1/22/2018	270	88,138.28	
1398949	1817966	1/22/2018	270	83,988.64	
1398878	1817916	1/22/2018	270	70,000.00	
1398941	1817987	1/22/2018	270	68,348.85	
1398923	1817960	1/22/2018	270	46,705.17	
1398561	1817898	1/22/2018	270	35,043.09	
1398965	1818005	1/22/2018	270	21,074.20	
1398556	1817895	1/22/2018	270	19,940.57	
1398563	1817899	1/22/2018	270	17,772.67	
1398574	182700109 AIRS DE	1/22/2018	270	17,480.09	
1398951	1817992	1/22/2018	270	12,000.00	
1398876	1817915	1/22/2018	270	9,250.57	

Run Date: 6/29/2018
Run Time: 6:24:16PM

Demand Account Activity

Start Date: 7/1/2017 End Date: 6/29/2018

Page: 239
User: 0

Jnl. Entry	Ref #	Trx. Date	Ledger	Debit Amount	Credit Amount
1398948	1817990	1/22/2018	270	7,083.84	
1398945	1817988	1/22/2018	270	6,913.05	
1398964	1818004	1/22/2018	270	6,785.14	
1398940	1817962	1/22/2018	270	6,424.92	
1398525	1817874	1/22/2018	270	5,800.00	
1398996	1818027	1/22/2018	270	5,441.45	
1398992	1818021	1/22/2018	270	5,299.00	
1398985	1818017	1/22/2018	270	5,237.75	
1398946	1817989	1/22/2018	270	5,184.84	
1398953	1817993	1/22/2018	270	5,006.50	
1398988	1818019	1/22/2018	270	4,555.18	
1398939	1817986	1/22/2018	270	4,399.39	
1398582	183980101	1/22/2018	270	4,371.00	
1398986	1818018	1/22/2018	270	3,900.00	
1398875	1817914	1/22/2018	270	3,830.26	
1398942	1817963	1/22/2018	270	3,757.81	
1398526	1817875	1/22/2018	270	3,444.54	
1398947	1817965	1/22/2018	270	3,335.00	
1398558	1817896	1/22/2018	270	3,284.00	
1398575	182700110 AIRS DE	1/22/2018	270	3,141.78	
1398871	1817911	1/22/2018	270	3,075.00	
1398873	1817913	1/22/2018	270	2,840.00	
1398932	1817980	1/22/2018	270	2,795.50	
1398979	1818002	1/22/2018	270	2,145.93	
1398933	1817981	1/22/2018	270	2,105.00	
1398565	1817900	1/22/2018	270	1,948.00	
1398929	1817978	1/22/2018	270	1,743.08	
1398931	1817979	1/22/2018	270	1,731.39	
1398934	1817982	1/22/2018	270	1,717.40	
1398935	1817983	1/22/2018	270	1,116.60	
1398950	1817991	1/22/2018	270	873.82	
1398936	1817984	1/22/2018	270	750.00	
1398984	1818022	1/22/2018	270	684.00	
1398872	1817912	1/22/2018	270	550.00	
1398937	1817985	1/22/2018	270	550.00	
1398957	1817970	1/22/2018	270	550.00	
1398983	1818016	1/22/2018	270	500.00	
1398959	1817971	1/22/2018	270	435.00	
1398960	1817972	1/22/2018	270	427.50	
1398961	1817973	1/22/2018	270	363.02	
1398552	1817891	1/22/2018	270	322.00	
1398962	1817974	1/22/2018	270	313.00	
1398944	1817964	1/22/2018	270	295.00	
1398553	1817892	1/22/2018	270	289.06	
1398555	1817893	1/22/2018	270	271.13	
1398870	1817910	1/22/2018	270	250.00	
1398990	1818020	1/22/2018	270	211.00	
1398557	182700102	1/22/2018	270	201.24	
1398991	1818025	1/22/2018	270	181.43	
1398530	1817877	1/22/2018	270	150.00	
1398531	1817878	1/22/2018	270	150.00	
1398894	1817975	1/22/2018	270	125.00	
1398927	1817976	1/22/2018	270	115.00	
1398928	1817977	1/22/2018	270	105.00	
1398529	1817876	1/22/2018	270	75.00	
1398989	1818024	1/22/2018	270	63.28	

Run Date: 6/29/2018
 Run Time: 6:24:16PM

Demand Account Activity

Start Date: 7/1/2017 End Date: 6/29/2018

Page: 240
 User: 0

Jnl. Entry	Ref #	Trx. Date	Ledger	Debit Amount	Credit Amount
1398554	1817894	1/22/2018	270	50.00	
1398952	1817967	1/22/2018	270	35.00	
1398867	1817908	1/22/2018	270	22.80	
1398566	1817907	1/22/2018	270	22.80	
1398868	1817909	1/22/2018	270	14.40	
1398954	1817968	1/22/2018	270	12.00	
1398956	1817969	1/22/2018	270	0.10	
1398581	DFA EFT REV 1/22/	1/22/2018	270		48,162.08
1398865	183980102	1/22/2018	270		79,977,252.78
1398981	182700104	1/22/2018	270		18,389,630.45
1398559	182700103	1/22/2018	270		8,469,480.40
1398579	184720101	1/22/2018	270		4,371.00
1398551	182700101	1/22/2018	270		8,103,886.00
1399305	182700107 AIRS TA	1/23/2018	270	114,283,781.06	
1399294	182700102	1/23/2018	270	101,000,000.00	
1399357	183980102	1/23/2018	270	1,063,341.30	
1399291	182300101	1/23/2018	270	1,000,000.00	
1399427	1818152	1/23/2018	270	779,498.93	
1399368	1818094	1/23/2018	270	530,027.13	
1399345	1818081	1/23/2018	270	469,965.82	
1399394	1818119	1/23/2018	270	405,747.15	
1399370	1818096	1/23/2018	270	279,193.59	
1399333	1818068	1/23/2018	270	146,356.00	
1399330	1818066	1/23/2018	270	141,093.59	
1399323	1818059	1/23/2018	270	115,652.50	
1399396	1818120	1/23/2018	270	113,725.08	
1399410	1818134	1/23/2018	270	112,966.02	
1399392	1818117	1/23/2018	270	105,000.00	
1399344	1818079	1/23/2018	270	85,000.00	
1399342	1818078	1/23/2018	270	76,179.87	
1399331	1818067	1/23/2018	270	55,679.01	
1399369	1818095	1/23/2018	270	39,832.00	
1399324	1818060	1/23/2018	270	34,586.91	
1399426	1818151	1/23/2018	270	34,460.03	
1399393	1818118	1/23/2018	270	33,234.34	
1399325	1818061	1/23/2018	270	32,649.01	
1399326	1818062	1/23/2018	270	26,864.02	
1399322	1818058	1/23/2018	270	25,847.50	
1399367	1818093	1/23/2018	270	22,706.03	
1399321	1818057	1/23/2018	270	22,078.76	
1399406	1818130	1/23/2018	270	11,448.41	
1399334	1818069	1/23/2018	270	8,087.00	
1399319	1818055	1/23/2018	270	7,349.00	
1399327	1818063	1/23/2018	270	5,742.33	
1399421	1818146	1/23/2018	270	4,770.00	
1399422	1818147	1/23/2018	270	3,835.40	
1399328	1818064	1/23/2018	270	3,622.67	
1399346	1818082	1/23/2018	270	3,601.04	
1399380	1818105	1/23/2018	270	3,555.00	
1399378	1818103	1/23/2018	270	2,848.00	
1399409	1818133	1/23/2018	270	1,165.15	
1399382	1818107	1/23/2018	270	949.53	
1399407	1818131	1/23/2018	270	885.10	
1399336	1818070	1/23/2018	270	840.00	
1399338	1818071	1/23/2018	270	720.00	
1399379	1818104	1/23/2018	270	690.00	

Run Date: 6/29/2018
 Run Time: 6:24:16PM

Demand Account Activity

Start Date: 7/1/2017 End Date: 6/29/2018

Page: 241
 User: 0

Jnl. Entry	Ref #	Trx. Date	Ledger	Debit Amount	Credit Amount
1399405	1818129	1/23/2018	270	590.00	
1399420	1818145	1/23/2018	270	552.50	
1399397	1818128	1/23/2018	270	508.00	
1399425	1818149	1/23/2018	270	429.96	
1399375	1818101	1/23/2018	270	250.00	
1399340	1818072	1/23/2018	270	242.00	
1399377	1818102	1/23/2018	270	240.00	
1399424	1818150	1/23/2018	270	178.50	
1399408	1818132	1/23/2018	270	123.68	
1399366	1818092	1/23/2018	270	114.04	
1399374	1818100	1/23/2018	270	100.00	
1399381	1818106	1/23/2018	270	66.43	
1399341	1818073	1/23/2018	270	51.00	
1399371	1818097	1/23/2018	270	38.00	
1399372	1818098	1/23/2018	270	38.00	
1399423	1818148	1/23/2018	270	31.64	
1399373	1818099	1/23/2018	270	24.00	
1399329	1818065	1/23/2018	270	2.00	
1399320	1818056	1/23/2018	270	1.00	
1399348	DFA EFT REV 1/23/	1/23/2018	270		65,143.21
1399292	182700101	1/23/2018	270		3,726,000.00
1399306	182700103	1/23/2018	270		8,613,109.05
1399351	1839801010	1/23/2018	270		97,385,422.77
1399358	184720101	1/23/2018	270		1,063,341.30
1399430	182700104	1/23/2018	270		16,990,655.76
1399355	18270101	1/23/2018	270		94,000,000.00
1399460	182700107 AIRS TA	1/24/2018	270	71,727,041.04	
1399960	183000105	1/24/2018	270	32,000,000.00	
1399962	182300101	1/24/2018	270	6,000,000.00	
1399949	1818283	1/24/2018	270	5,779,506.86	
1399910	1818254	1/24/2018	270	1,520,768.81	
1399945	1818282	1/24/2018	270	1,471,214.63	
1399880	184720101	1/24/2018	270	1,145,344.02	
1399446	182100101	1/24/2018	270	1,065,000.00	
1399909	1818253	1/24/2018	270	626,915.45	
1399955	1818284	1/24/2018	270	586,985.68	
1399923	1818265	1/24/2018	270	231,825.29	
1399467	1818169	1/24/2018	270	161,352.00	
1399870	1818231	1/24/2018	270	148,505.36	
1399736	1818191	1/24/2018	270	129,414.60	
1399956	1818298	1/24/2018	270	126,115.92	
1399937	1818275	1/24/2018	270	95,112.06	
1399461	182700108 AIRS TA	1/24/2018	270	87,445.37	
1399958	1818300	1/24/2018	270	84,499.82	
1399468	1818170	1/24/2018	270	79,414.82	
1399908	1818252	1/24/2018	270	78,199.00	
1399868	1818229	1/24/2018	270	74,161.05	
1399939	1818276	1/24/2018	270	45,654.63	
1399864	1818225	1/24/2018	270	39,824.40	
1399940	1818277	1/24/2018	270	34,256.49	
1399476	1818178	1/24/2018	270	28,926.01	
1399865	1818226	1/24/2018	270	20,591.52	
1399473	1818175	1/24/2018	270	17,965.72	
1399935	1818273	1/24/2018	270	14,706.08	
1399926	1818268	1/24/2018	270	14,680.00	
1399733	1818189	1/24/2018	270	11,024.61	

Run Date: 6/29/2018
Run Time: 6:24:16PM

Demand Account Activity

Start Date: 7/1/2017 End Date: 6/29/2018

Page: 242
User: 0

Jnl. Entry	Ref #	Trx. Date	Ledger	Debit Amount	Credit Amount
1399735	1818190	1/24/2018	270	10,958.65	
1399936	1818274	1/24/2018	270	10,529.32	
1399869	1818230	1/24/2018	270	8,455.59	
1399925	1818267	1/24/2018	270	6,932.18	
1399732	1818188	1/24/2018	270	6,649.76	
1399731	1818187	1/24/2018	270	6,296.00	
1399483	1818184	1/24/2018	270	4,892.94	
1399905	1818291	1/24/2018	270	4,624.73	
1399474	1818176	1/24/2018	270	4,501.43	
1399919	1818263	1/24/2018	270	3,991.00	
1399464	182700110 AIRS DE	1/24/2018	270	3,990.00	
1399475	1818177	1/24/2018	270	3,830.46	
1399871	1818232	1/24/2018	270	3,595.72	
1399851	1818212	1/24/2018	270	3,595.00	
1399866	1818227	1/24/2018	270	3,582.64	
1399723	1818186	1/24/2018	270	3,545.31	
1399873	183980101	1/24/2018	270	3,484.69	
1399852	1818213	1/24/2018	270	3,474.00	
1399927	1818269	1/24/2018	270	3,180.00	
1399920	1818292	1/24/2018	270	3,176.00	
1399484	1818185	1/24/2018	270	3,135.19	
1399944	1818281	1/24/2018	270	2,895.48	
1399957	1818299	1/24/2018	270	2,840.00	
1399917	1818261	1/24/2018	270	2,755.00	
1399959	1818285	1/24/2018	270	2,678.00	
1399834	1818195	1/24/2018	270	2,330.00	
1399943	1818280	1/24/2018	270	2,094.68	
1399462	182700109 AIRS DE	1/24/2018	270	1,806.27	
1399921	1818264	1/24/2018	270	1,730.77	
1399481	1818182	1/24/2018	270	1,260.00	
1399841	1818202	1/24/2018	270	1,230.00	
1399924	1818266	1/24/2018	270	1,204.44	
1399469	1818171	1/24/2018	270	1,185.00	
1399861	1818222	1/24/2018	270	919.65	
1399835	1818196	1/24/2018	270	910.00	
1399837	1818198	1/24/2018	270	880.00	
1399915	1818259	1/24/2018	270	837.00	
1399941	1818278	1/24/2018	270	770.34	
1399482	1818183	1/24/2018	270	756.00	
1399840	1818201	1/24/2018	270	550.00	
1399916	1818260	1/24/2018	270	530.00	
1399862	1818223	1/24/2018	270	493.00	
1399738	1818194	1/24/2018	270	460.00	
1399470	1818172	1/24/2018	270	460.00	
1399863	1818224	1/24/2018	270	331.00	
1399918	1818262	1/24/2018	270	330.00	
1399856	1818217	1/24/2018	270	300.00	
1399857	1818218	1/24/2018	270	300.00	
1399477	1818179	1/24/2018	270	294.46	
1399858	1818219	1/24/2018	270	269.17	
1399859	1818220	1/24/2018	270	253.80	
1399860	1818221	1/24/2018	270	225.00	
1399933	1818272	1/24/2018	270	155.93	
1399836	1818197	1/24/2018	270	150.00	
1399942	1818279	1/24/2018	270	137.79	
1399478	1818180	1/24/2018	270	114.91	

Run Date: 6/29/2018
 Run Time: 6:24:16PM

Demand Account Activity

Start Date: 7/1/2017 End Date: 6/29/2018

Page: 243
 User: 0

Jnl. Entry	Ref #	Trx. Date	Ledger	Debit Amount	Credit Amount
1399853	1818214	1/24/2018	270	110.00	
1399854	1818215	1/24/2018	270	110.00	
1399914	1818258	1/24/2018	270	100.00	
1399839	1818200	1/24/2018	270	100.00	
1399479	1818181	1/24/2018	270	97.35	
1399838	1818199	1/24/2018	270	75.00	
1399472	1818174	1/24/2018	270	40.00	
1399928	1818270	1/24/2018	270	38.54	
1399855	1818216	1/24/2018	270	28.00	
1399930	1818271	1/24/2018	270	19.68	
1399911	1818255	1/24/2018	270	15.20	
1399912	1818256	1/24/2018	270	15.20	
1399913	1818257	1/24/2018	270	9.60	
1399471	1818173	1/24/2018	270	4.25	
1399867	1818228	1/24/2018	270	1.00	
1399442	DFA EFT REV 1/24/	1/24/2018	270		149,127.00
1399445	182700101	1/24/2018	270		45,366,575.00
1399447	182700102	1/24/2018	270		5,839,441.62
1399932	182700104	1/24/2018	270		11,968,599.61
1399814	182700103	1/24/2018	270		3,484.69
1399874	183980102	1/24/2018	270		6,998,916.67
1399875	183980103	1/24/2018	270		53,164,565.72
1400401	183980103	1/25/2018	270	150,761,223.64	
1400465	182600101	1/25/2018	270	97,000,000.00	
1400413	1818410	1/25/2018	270	82,396,624.43	
1400366	182700107 AIRS TA	1/25/2018	270	35,629,092.56	
1400340	1818346	1/25/2018	270	10,500,641.08	
1400373	1818375	1/25/2018	270	8,223,241.70	
1400354	182100101	1/25/2018	270	4,000,000.00	
1400337	1818362	1/25/2018	270	1,200,000.00	
1400339	1818363	1/25/2018	270	826,000.00	
1400478	1818454	1/25/2018	270	613,387.05	
1400426	1818411	1/25/2018	270	489,233.17	
1400341	1818364	1/25/2018	270	465,700.70	
1400430	1818412	1/25/2018	270	428,242.23	
1400475	1818453	1/25/2018	270	389,878.92	
1400446	1818420	1/25/2018	270	349,855.62	
1400399	183980103	1/25/2018	270	337,933.16	
1400494	1818477	1/25/2018	270	255,000.00	
1400342	1818347	1/25/2018	270	235,388.55	
1400376	1818377	1/25/2018	270	223,132.50	
1400333	1818344	1/25/2018	270	218,236.00	
1400326	1818355	1/25/2018	270	208,000.00	
1400320	1818351	1/25/2018	270	204,172.07	
1400435	1818414	1/25/2018	270	153,163.79	
1400324	1818353	1/25/2018	270	150,000.00	
1400444	1818416	1/25/2018	270	144,225.23	
1400367	182700108 AIRS TA	1/25/2018	270	143,620.34	
1400331	1818359	1/25/2018	270	140,000.00	
1400447	1818417	1/25/2018	270	124,840.32	
1400450	1818419	1/25/2018	270	113,272.55	
1400332	1818360	1/25/2018	270	110,000.00	
1400467	1818459	1/25/2018	270	86,077.60	
1400322	1818352	1/25/2018	270	80,180.89	
1400448	1818418	1/25/2018	270	71,573.68	
1400309	1818331	1/25/2018	270	66,424.15	

Run Date: 6/29/2018
 Run Time: 6:24:16PM

Demand Account Activity

Page: 244
 User: 0

Start Date: 7/1/2017 End Date: 6/29/2018

Jnl. Entry	Ref #	Trx. Date	Ledger	Debit Amount	Credit Amount
1400452	1818422	1/25/2018	270	63,433.25	
1400375	1818376	1/25/2018	270	60,487.50	
1400314	1818335	1/25/2018	270	58,281.45	
1400449	1818421	1/25/2018	270	51,823.10	
1400318	1818340	1/25/2018	270	51,426.50	
1400323	1818342	1/25/2018	270	45,461.73	
1400319	1818350	1/25/2018	270	25,125.61	
1400493	1818476	1/25/2018	270	25,000.00	
1400330	1818358	1/25/2018	270	23,000.00	
1400421	1818407	1/25/2018	270	21,653.65	
1400329	1818357	1/25/2018	270	20,000.00	
1400410	1818402	1/25/2018	270	20,000.00	
1400460	1818430	1/25/2018	270	15,171.00	
1400370	182700110 AIRS D€	1/25/2018	270	15,109.31	
1400335	1818361	1/25/2018	270	15,000.00	
1400382	1818383	1/25/2018	270	14,329.25	
1400466	1818458	1/25/2018	270	13,263.61	
1400312	1818337	1/25/2018	270	12,565.00	
1400325	1818354	1/25/2018	270	12,000.00	
1400440	1818415	1/25/2018	270	11,910.04	
1400307	1818329	1/25/2018	270	11,010.00	
1400385	183980101	1/25/2018	270	10,000.00	
1400463	1818432	1/25/2018	270	9,815.00	
1400424	1818409	1/25/2018	270	9,586.02	
1400343	1818348	1/25/2018	270	8,342.41	
1400480	1818455	1/25/2018	270	8,218.89	
1400387	183980102	1/25/2018	270	7,717.50	
1400305	1818327	1/25/2018	270	7,315.00	
1400311	1818333	1/25/2018	270	6,845.00	
1400303	1818325	1/25/2018	270	6,302.00	
1400378	1818379	1/25/2018	270	6,120.00	
1400423	1818408	1/25/2018	270	5,870.89	
1400469	1818460	1/25/2018	270	4,813.06	
1400327	1818356	1/25/2018	270	4,000.00	
1400406	1818400	1/25/2018	270	3,765.00	
1400313	1818334	1/25/2018	270	3,400.00	
1400316	1818339	1/25/2018	270	3,113.75	
1400492	1818475	1/25/2018	270	2,160.44	
1400315	1818338	1/25/2018	270	2,065.00	
1400461	1818431	1/25/2018	270	1,900.00	
1400306	1818328	1/25/2018	270	1,890.00	
1400434	1818413	1/25/2018	270	1,622.95	
1400380	1818381	1/25/2018	270	1,610.60	
1400459	1818429	1/25/2018	270	1,230.00	
1400310	1818332	1/25/2018	270	1,225.00	
1400304	1818326	1/25/2018	270	1,190.00	
1400458	1818428	1/25/2018	270	1,130.00	
1400483	1818468	1/25/2018	270	950.00	
1400472	1818462	1/25/2018	270	911.99	
1400481	1818467	1/25/2018	270	899.90	
1400381	1818382	1/25/2018	270	794.00	
1400408	1818401	1/25/2018	270	790.00	
1400368	182700109B AIRS €	1/25/2018	270	679.47	
1400308	1818330	1/25/2018	270	640.00	
1400484	1818457	1/25/2018	270	563.30	
1400328	1818343	1/25/2018	270	520.00	

Run Date: 6/29/2018
 Run Time: 6:24:16PM

Demand Account Activity

Start Date: 7/1/2017 End Date: 6/29/2018

Page: 245
 User: 0

Jnl. Entry	Ref #	Trx. Date	Ledger	Debit Amount	Credit Amount
1400301	1818336	1/25/2018	270	500.00	
1400489	1818472	1/25/2018	270	420.00	
1400490	1818473	1/25/2018	270	401.30	
1400411	1818403	1/25/2018	270	360.45	
1400345	1818404	1/25/2018	270	349.81	
1400359	1818372	1/25/2018	270	345.00	
1400488	1818471	1/25/2018	270	330.86	
1400485	1818469	1/25/2018	270	316.82	
1400476	1818464	1/25/2018	270	260.00	
1400321	1818341	1/25/2018	270	260.00	
1400491	1818474	1/25/2018	270	210.52	
1400371	1818374	1/25/2018	270	208.04	
1400377	1818378	1/25/2018	270	200.00	
1400418	1818405	1/25/2018	270	199.48	
1400477	1818465	1/25/2018	270	187.04	
1400482	1818456	1/25/2018	270	180.00	
1400457	1818427	1/25/2018	270	170.00	
1400420	1818406	1/25/2018	270	151.20	
1400379	1818380	1/25/2018	270	139.61	
1400479	1818466	1/25/2018	270	88.20	
1400474	1818463	1/25/2018	270	70.47	
1400369	1818373	1/25/2018	270	67.00	
1400453	1818423	1/25/2018	270	60.13	
1400317	1818349	1/25/2018	270	40.97	
1400487	1818470	1/25/2018	270	25.08	
1400454	1818424	1/25/2018	270	22.80	
1400455	1818425	1/25/2018	270	22.80	
1400471	1818461	1/25/2018	270	18.38	
1400456	1818426	1/25/2018	270	14.40	
1400336	1818345	1/25/2018	270	9.24	
1400374	1818384	1/25/2018	270	8.72	
1400350	182700101	1/25/2018	270		4,355,172.30
1400351	182700102	1/25/2018	270		4,000,000.00
1400355	182700103	1/25/2018	270		10,736,029.63
1400394	184720101	1/25/2018	270		7,717.50
1400415	182700104	1/25/2018	270		183,428,979.02
1400486	Back Out Journal Er	1/25/2018	270		97,000,000.00
1400495	Correct Journal Entr	1/25/2018	270		97,000,000.00
1401016	183000104	1/26/2018	270	80,000,000.00	
1401104	182600101	1/26/2018	270	79,000,000.00	
1400963	182700107 AIRS TA	1/26/2018	270	40,725,536.14	
1401014	183980102	1/26/2018	270	15,682,898.85	
1401022	1818532	1/26/2018	270	5,211,232.92	
1401027	1818537	1/26/2018	270	3,622,523.74	
1401020	1818531	1/26/2018	270	1,505,824.93	
1401066	182300101	1/26/2018	270	1,000,000.00	
1401107	1818615	1/26/2018	270	889,540.98	
1401083	1818579	1/26/2018	270	853,736.04	
1401030	1818539	1/26/2018	270	618,404.76	
1401052	1818554	1/26/2018	270	385,405.75	
1401019	1818530	1/26/2018	270	199,660.09	
1401097	1818603	1/26/2018	270	174,600.86	
1401023	1818533	1/26/2018	270	173,799.00	
1401101	1818604	1/26/2018	270	126,397.60	
1400964	182700108 AIRS TA	1/26/2018	270	118,879.68	
1400972	1818488	1/26/2018	270	94,226.00	

Run Date: 6/29/2018
 Run Time: 6:24:16PM

Demand Account Activity

Start Date: 7/1/2017 End Date: 6/29/2018

Page: 246
 User: 0

Jnl. Entry	Ref #	Trx. Date	Ledger	Debit Amount	Credit Amount
1401026	1818536	1/26/2018	270	72,199.76	
1401031	1818540	1/26/2018	270	70,233.45	
1401102	1818605	1/26/2018	270	69,424.68	
1400984	1818499	1/26/2018	270	65,290.63	
1401084	1818596	1/26/2018	270	61,140.00	
1401055	1818556	1/26/2018	270	53,368.27	
1400981	1818497	1/26/2018	270	51,301.36	
1400992	1818507	1/26/2018	270	49,500.00	
1401064	1818607	1/26/2018	270	48,465.00	
1401088	1818598	1/26/2018	270	46,897.55	
1400982	1818498	1/26/2018	270	27,639.56	
1401029	1818538	1/26/2018	270	27,198.43	
1401090	1818599	1/26/2018	270	15,696.20	
1400973	1818489	1/26/2018	270	15,135.26	
1400977	1818493	1/26/2018	270	14,214.20	
1400985	1818500	1/26/2018	270	14,100.13	
1401094	1818601	1/26/2018	270	10,248.00	
1401096	1818602	1/26/2018	270	9,221.46	
1401086	1818597	1/26/2018	270	8,319.96	
1401072	1818576	1/26/2018	270	7,277.20	
1401078	1818578	1/26/2018	270	5,910.00	
1401054	1818555	1/26/2018	270	5,374.14	
1400965	182700109 AIRS DE	1/26/2018	270	5,284.88	
1401003	1818518	1/26/2018	270	5,261.00	
1400980	1818496	1/26/2018	270	5,218.63	
1400993	1818508	1/26/2018	270	4,993.51	
1401011	1818526	1/26/2018	270	4,730.24	
1401079	1818592	1/26/2018	270	4,519.50	
1401005	1818520	1/26/2018	270	3,875.00	
1401024	1818534	1/26/2018	270	3,413.09	
1401050	1818553	1/26/2018	270	3,085.25	
1401056	1818557	1/26/2018	270	3,025.28	
1400966	182700110 AIRS DE	1/26/2018	270	3,001.18	
1401080	1818593	1/26/2018	270	2,250.10	
1401081	1818594	1/26/2018	270	2,109.50	
1400986	1818501	1/26/2018	270	1,649.70	
1401092	1818600	1/26/2018	270	1,413.48	
1401025	1818535	1/26/2018	270	1,366.69	
1401001	1818516	1/26/2018	270	1,262.00	
1400987	1818502	1/26/2018	270	1,261.98	
1401075	1818577	1/26/2018	270	1,157.50	
1401004	1818519	1/26/2018	270	730.00	
1400988	1818506	1/26/2018	270	729.00	
1401103	1818606	1/26/2018	270	688.37	
1401082	1818595	1/26/2018	270	637.00	
1401067	1818585	1/26/2018	270	584.00	
1401068	1818586	1/26/2018	270	460.00	
1400974	1818490	1/26/2018	270	454.00	
1400978	1818494	1/26/2018	270	454.00	
1401002	1818517	1/26/2018	270	430.00	
1401070	1818587	1/26/2018	270	410.00	
1401073	1818588	1/26/2018	270	400.00	
1401074	1818589	1/26/2018	270	308.00	
1401076	1818590	1/26/2018	270	215.00	
1401077	1818591	1/26/2018	270	135.00	
1400979	1818495	1/26/2018	270	125.00	

Run Date: 6/29/2018
 Run Time: 6:24:16PM

Demand Account Activity

Start Date: 7/1/2017 End Date: 6/29/2018

Page: 247
 User: 0

Jnl. Entry	Ref #	Trx. Date	Ledger	Debit Amount	Credit Amount
1401085	1818580	1/26/2018	270	124.04	
1401000	1818515	1/26/2018	270	100.00	
1400975	1818491	1/26/2018	270	95.00	
1401105	1818608	1/26/2018	270	55.00	
1400997	1818512	1/26/2018	270	53.20	
1400998	1818513	1/26/2018	270	53.20	
1400976	1818492	1/26/2018	270	51.00	
1401089	1818582	1/26/2018	270	34.98	
1400999	1818514	1/26/2018	270	33.60	
1401087	1818581	1/26/2018	270	31.64	
1401091	1818583	1/26/2018	270	30.00	
1401106	1818609	1/26/2018	270	30.00	
1401093	1818584	1/26/2018	270	16.00	
1400953	182700102	1/26/2018	270	14.88	
1400989	DFA EFT REV 1/25/	1/26/2018	270		191,593.56
1400967	182700103	1/26/2018	270		5,563,926.48
1401053	182700104	1/26/2018	270		132,961,697.73
1400952	182700101	1/26/2018	270		92,497,000.00
1401330	182700107 AIRS TA	1/29/2018	270	20,205,509.64	
1401407	182700104	1/29/2018	270	16,764,195.35	
1401495	182700106	1/29/2018	270	9,000,000.00	
1401332	182700102	1/29/2018	270	8,343,000.00	
1401532	182300101	1/29/2018	270	2,000,000.00	
1401488	1818701	1/29/2018	270	1,108,186.92	
1401494	1818702	1/29/2018	270	422,380.68	
1401499	1818703	1/29/2018	270	346,551.19	
1401440	1818663	1/29/2018	270	295,460.26	
1401503	1818733	1/29/2018	270	286,941.24	
1401438	1818661	1/29/2018	270	197,746.98	
1401486	1818699	1/29/2018	270	155,947.72	
1401478	1818696	1/29/2018	270	150,987.32	
1401434	1818658	1/29/2018	270	105,000.00	
1401475	1818737	1/29/2018	270	91,007.69	
1401504	1818734	1/29/2018	270	85,955.16	
1401442	1818665	1/29/2018	270	75,453.00	
1401436	1818659	1/29/2018	270	73,000.00	
1401487	1818700	1/29/2018	270	72,641.32	
1401437	1818660	1/29/2018	270	58,576.78	
1401439	1818662	1/29/2018	270	51,103.70	
1401429	1818655	1/29/2018	270	45,563.75	
1401484	1818742	1/29/2018	270	37,553.68	
1401483	1818698	1/29/2018	270	35,830.91	
1401331	182700108 AIRS TA	1/29/2018	270	28,445.41	
1401441	1818664	1/29/2018	270	27,235.00	
1401424	1818650	1/29/2018	270	22,545.79	
1401421	1818648	1/29/2018	270	18,046.95	
1401502	1818732	1/29/2018	270	16,913.32	
1401501	1818704	1/29/2018	270	14,025.91	
1401523	1818716	1/29/2018	270	13,313.52	
1401430	1818656	1/29/2018	270	11,348.10	
1401445	1818670	1/29/2018	270	8,082.83	
1401482	1818741	1/29/2018	270	7,070.77	
1401426	1818652	1/29/2018	270	5,958.14	
1401427	1818653	1/29/2018	270	5,289.90	
1401522	1818715	1/29/2018	270	5,020.00	
1401520	1818713	1/29/2018	270	4,984.00	

Run Date: 6/29/2018
 Run Time: 6:24:16PM

Demand Account Activity

Start Date: 7/1/2017 End Date: 6/29/2018

Page: 248
 User: 0

Jnl. Entry	Ref #	Trx. Date	Ledger	Debit Amount	Credit Amount
1401428	1818654	1/29/2018	270	4,002.20	
1401476	1818695	1/29/2018	270	3,212.46	
1401507	1818705	1/29/2018	270	3,145.00	
1401491	1818726	1/29/2018	270	2,331.30	
1401443	1818668	1/29/2018	270	2,014.11	
1401492	1818727	1/29/2018	270	1,920.00	
1401496	1818728	1/29/2018	270	1,777.00	
1401497	1818729	1/29/2018	270	1,730.00	
1401480	1818697	1/29/2018	270	1,534.09	
1401516	1818711	1/29/2018	270	1,378.00	
1401416	1818643	1/29/2018	270	1,351.00	
1401509	1818706	1/29/2018	270	1,225.50	
1401505	1818735	1/29/2018	270	1,178.94	
1401481	1818740	1/29/2018	270	1,023.85	
1401521	1818714	1/29/2018	270	980.00	
1401479	1818739	1/29/2018	270	828.40	
1401498	1818730	1/29/2018	270	760.00	
1401415	1818642	1/29/2018	270	710.00	
1401444	1818669	1/29/2018	270	693.45	
1401420	1818647	1/29/2018	270	625.11	
1401500	1818731	1/29/2018	270	500.47	
1401526	1818719	1/29/2018	270	466.00	
1401527	1818720	1/29/2018	270	463.70	
1401519	1818712	1/29/2018	270	420.00	
1401528	1818721	1/29/2018	270	350.00	
1401529	1818722	1/29/2018	270	305.00	
1401418	1818645	1/29/2018	270	268.56	
1401419	1818646	1/29/2018	270	252.44	
1401425	1818651	1/29/2018	270	245.33	
1401530	1818723	1/29/2018	270	237.00	
1401489	1818724	1/29/2018	270	180.00	
1401422	1818649	1/29/2018	270	164.62	
1401490	1818725	1/29/2018	270	160.00	
1401515	1818710	1/29/2018	270	90.00	
1401477	1818738	1/29/2018	270	67.80	
1401524	1818717	1/29/2018	270	35.00	
1401511	1818707	1/29/2018	270	30.40	
1401513	1818708	1/29/2018	270	30.40	
1401514	1818709	1/29/2018	270	19.20	
1401525	1818718	1/29/2018	270	16.00	
1401433	1818657	1/29/2018	270	13.14	
1401417	1818644	1/29/2018	270	8.50	
1401448	DFA EFT REV 1/29/	1/29/2018	270		150,620.74
1401322	182700101	1/29/2018	270		6,268,000.00
1401397	182700103	1/29/2018	270		11,004,118.48
1401435	182700105	1/29/2018	270		42,566,398.37
1401838	182700105	1/30/2018	270	313,159,794.45	
1401806	182700107 AIRS TA	1/30/2018	270	3,930,652.31	
1401886	1818833	1/30/2018	270	1,460,679.76	
1401814	1818765	1/30/2018	270	885,000.00	
1401857	1818799	1/30/2018	270	725,952.69	
1401960	1818888	1/30/2018	270	525,094.65	
1401952	1818880	1/30/2018	270	422,891.08	
1401887	1818834	1/30/2018	270	298,226.93	
1401856	1818798	1/30/2018	270	222,374.85	
1401953	1818881	1/30/2018	270	215,719.49	

Run Date: 6/29/2018
Run Time: 6:24:16PM

Demand Account Activity

Start Date: 7/1/2017 End Date: 6/29/2018

Page: 249
User: 0

Jnl. Entry	Ref #	Trx. Date	Ledger	Debit Amount	Credit Amount
1401954	1818882	1/30/2018	270	178,991.02	
1401854	1818797	1/30/2018	270	177,450.42	
1401819	1818770	1/30/2018	270	170,000.00	
1401915	1818855	1/30/2018	270	169,607.62	
1401831	1818782	1/30/2018	270	157,250.00	
1401950	1818879	1/30/2018	270	155,999.36	
1401955	1818883	1/30/2018	270	84,625.58	
1401888	1818835	1/30/2018	270	78,761.22	
1401834	1818784	1/30/2018	270	65,202.28	
1401885	1818832	1/30/2018	270	49,541.30	
1401927	1818865	1/30/2018	270	36,572.35	
1401815	1818766	1/30/2018	270	29,324.91	
1401817	1818768	1/30/2018	270	28,000.00	
1401828	1818779	1/30/2018	270	21,865.07	
1401829	1818780	1/30/2018	270	20,896.71	
1401959	1818887	1/30/2018	270	17,141.60	
1401867	1818811	1/30/2018	270	16,068.00	
1401826	1818777	1/30/2018	270	14,882.57	
1401827	1818778	1/30/2018	270	14,318.28	
1401830	1818781	1/30/2018	270	14,143.45	
1401833	182700104	1/30/2018	270	14,082.22	
1401947	1818877	1/30/2018	270	9,831.76	
1401818	1818769	1/30/2018	270	7,400.93	
1401949	1818878	1/30/2018	270	6,589.50	
1401925	1818863	1/30/2018	270	5,800.00	
1401951	1818885	1/30/2018	270	5,581.99	
1401958	1818886	1/30/2018	270	4,728.58	
1401864	1818806	1/30/2018	270	3,980.00	
1401866	1818808	1/30/2018	270	3,456.00	
1401837	1818785	1/30/2018	270	3,090.60	
1401820	1818771	1/30/2018	270	2,017.75	
1401821	1818772	1/30/2018	270	2,001.66	
1401822	1818773	1/30/2018	270	2,001.66	
1401816	1818767	1/30/2018	270	1,675.90	
1401823	1818774	1/30/2018	270	1,644.66	
1401824	1818775	1/30/2018	270	1,644.64	
1401832	1818783	1/30/2018	270	1,604.63	
1401884	1818831	1/30/2018	270	1,326.81	
1401944	1818875	1/30/2018	270	1,317.00	
1401923	1818862	1/30/2018	270	925.00	
1401946	1818876	1/30/2018	270	821.03	
1401810	1818762	1/30/2018	270	816.00	
1401863	1818805	1/30/2018	270	760.00	
1401938	1818871	1/30/2018	270	597.00	
1401956	1818884	1/30/2018	270	535.92	
1401812	1818764	1/30/2018	270	452.75	
1401932	1818867	1/30/2018	270	450.00	
1401942	1818873	1/30/2018	270	440.00	
1401825	1818776	1/30/2018	270	399.40	
1401940	1818872	1/30/2018	270	360.00	
1401943	1818874	1/30/2018	270	344.00	
1401862	1818804	1/30/2018	270	292.00	
1401811	1818763	1/30/2018	270	289.06	
1401865	1818807	1/30/2018	270	280.00	
1401924	1818864	1/30/2018	270	271.59	
1401930	1818866	1/30/2018	270	119.00	

Run Date: 6/29/2018
 Run Time: 6:24:16PM

Demand Account Activity

Start Date: 7/1/2017 End Date: 6/29/2018

Page: 250
 User: 0

Jnl. Entry	Ref #	Trx. Date	Ledger	Debit Amount	Credit Amount
1401934	1818868	1/30/2018	270	65.00	
1401861	1818803	1/30/2018	270	60.00	
1401935	1818898	1/30/2018	270	54.50	
1401858	1818800	1/30/2018	270	30.40	
1401859	1818801	1/30/2018	270	30.40	
1401860	1818802	1/30/2018	270	19.20	
1401937	1818870	1/30/2018	270	10.00	
1401936	1818869	1/30/2018	270	5.00	
1401797	182700101	1/30/2018	270		1,874,000.00
1401798	182700102	1/30/2018	270		10,186,748.73
1401807	182700103	1/30/2018	270		14,082.22
1401841	182700106	1/30/2018	270		120,000,000.00
1401852	182700108	1/30/2018	270		176,417,567.78
1401939	182700101	1/30/2018	270		15,000,000.00
1402337	182700223	1/31/2018	270	73,000,000.00	
1402386	182700101AIR EFT	1/31/2018	270	3,800,022.32	
1402379	1818948	1/31/2018	270	1,256,440.10	
1402456	1818989	1/31/2018	270	1,242,999.84	
1402471	1819024	1/31/2018	270	1,069,815.34	
1402507	182700122	1/31/2018	270	1,000,000.00	
1402459	1818992	1/31/2018	270	992,535.59	
1402418	182700115	1/31/2018	270	610,275.78	
1402385	1818952	1/31/2018	270	407,739.12	
1402439	1818978	1/31/2018	270	167,038.44	
1402393	182700105	1/31/2018	270	105,543.70	
1402489	1819034	1/31/2018	270	90,800.00	
1402341	1818927	1/31/2018	270	57,804.11	
1402450	1818984	1/31/2018	270	47,902.12	
1402383	1818951	1/31/2018	270	35,943.81	
1402390	182700103IRPCC A	1/31/2018	270	30,264.82	
1402343	1818929	1/31/2018	270	25,875.51	
1402382	1818950	1/31/2018	270	23,252.99	
1402448	1818983	1/31/2018	270	22,770.09	
1402388	182700102IFTA CC	1/31/2018	270	21,134.40	
1402445	1818981	1/31/2018	270	19,765.75	
1402345	1818931	1/31/2018	270	17,940.93	
1402447	1818982	1/31/2018	270	17,567.87	
1402457	1818990	1/31/2018	270	15,720.62	
1402488	1819033	1/31/2018	270	15,156.02	
1402443	1818980	1/31/2018	270	14,326.82	
1402458	1818991	1/31/2018	270	13,274.25	
1402380	1818949	1/31/2018	270	8,943.43	
1402441	1818979	1/31/2018	270	8,857.59	
1402476	1819028	1/31/2018	270	7,499.00	
1402438	1818977	1/31/2018	270	6,990.17	
1402430	1818971	1/31/2018	270	4,690.00	
1402376	1818946	1/31/2018	270	4,405.00	
1402470	1819016	1/31/2018	270	4,128.40	
1401969	1818907	1/31/2018	270	3,186.00	
1402455	1818988	1/31/2018	270	3,133.56	
1402477	1819020	1/31/2018	270	3,015.00	
1402338	1818924	1/31/2018	270	2,760.00	
1401964	1818902	1/31/2018	270	2,740.00	
1402373	1818944	1/31/2018	270	2,694.00	
1401966	1818904	1/31/2018	270	2,141.10	
1402339	1818925	1/31/2018	270	1,282.00	

Run Date: 6/29/2018
 Run Time: 6:24:16PM

Demand Account Activity

Start Date: 7/1/2017 End Date: 6/29/2018

Page: 251
 User: 0

Jnl. Entry	Ref #	Trx. Date	Ledger	Debit Amount	Credit Amount
1402378	1818947	1/31/2018	270	1,134.90	
1401967	1818905	1/31/2018	270	1,045.00	
1401965	1818903	1/31/2018	270	920.00	
1402481	1819029	1/31/2018	270	865.16	
1402374	1818945	1/31/2018	270	860.00	
1401968	1818906	1/31/2018	270	790.00	
1402342	1818928	1/31/2018	270	760.00	
1402435	1818975	1/31/2018	270	750.00	
1402479	1819022	1/31/2018	270	725.00	
1402473	1819018	1/31/2018	270	700.00	
1402499	182700116	1/31/2018	270	695.46	
1402475	1819019	1/31/2018	270	659.00	
1402467	1819014	1/31/2018	270	620.00	
1402436	1818976	1/31/2018	270	593.48	
1402478	1819021	1/31/2018	270	527.72	
1402344	1818930	1/31/2018	270	510.62	
1402370	1818942	1/31/2018	270	357.00	
1402434	1818974	1/31/2018	270	350.00	
1402487	1819032	1/31/2018	270	281.80	
1402399	182700111	1/31/2018	270	270.95	
1402468	1819015	1/31/2018	270	250.00	
1402484	1819030	1/31/2018	270	243.09	
1402372	1818943	1/31/2018	270	220.00	
1402432	1818972	1/31/2018	270	204.00	
1402485	1819031	1/31/2018	270	203.04	
1402454	1818987	1/31/2018	270	164.28	
1402368	1818941	1/31/2018	270	90.00	
1402472	1819017	1/31/2018	270	55.00	
1402348	1818938	1/31/2018	270	38.00	
1402366	1818939	1/31/2018	270	38.00	
1402367	1818940	1/31/2018	270	24.00	
1402433	1818973	1/31/2018	270	24.00	
1402340	1818926	1/31/2018	270	21.25	
1402452	1818985	1/31/2018	270	8.63	
1402453	1818986	1/31/2018	270	2.76	
1402358	800759 EFT REV 01	1/31/2018	270		32,142.36
1402392	182700104	1/31/2018	270		6,868,000.00
1402398	182700110	1/31/2018	270		6,233,799.82
1402417	182700113	1/31/2018	270		55,544,730.45
1402500	182700117	1/31/2018	270		610,275.78
1402506	182700114	1/31/2018	270		15,236,087.19
1403029	1819128	2/1/2018	270	184,521,385.39	
1403030	182700203	2/1/2018	270	33,182,715.27	
1402980	1819082	2/1/2018	270	3,280,402.94	
1402994	1819095	2/1/2018	270	907,857.94	
1402956	1819060	2/1/2018	270	889,298.54	
1403028	1819127	2/1/2018	270	834,250.79	
1403011	1819110	2/1/2018	270	740,783.50	
1403033	182700205	2/1/2018	270	475,814.56	
1403024	1819123	2/1/2018	270	399,866.45	
1402955	1819059	2/1/2018	270	374,652.23	
1403006	1819107	2/1/2018	270	230,060.75	
1403007	1819108	2/1/2018	270	203,309.42	
1402957	1819061	2/1/2018	270	168,399.07	
1403018	1819117	2/1/2018	270	166,220.00	
1403023	1819122	2/1/2018	270	85,679.54	

Run Date: 6/29/2018
 Run Time: 6:24:16PM

Demand Account Activity

Start Date: 7/1/2017 End Date: 6/29/2018

Page: 252
 User: 0

Jnl. Entry	Ref #	Trx. Date	Ledger	Debit Amount	Credit Amount
1402530	1819042	2/1/2018	270	72,313.29	
1403008	1819109	2/1/2018	270	56,064.79	
1403017	1819116	2/1/2018	270	52,870.00	
1402981	1819083	2/1/2018	270	51,537.90	
1403035	1819130	2/1/2018	270	49,471.11	
1402524	1819038	2/1/2018	270	47,228.79	
1402523	1819037	2/1/2018	270	24,042.44	
1402975	1819076	2/1/2018	270	22,496.62	
1403021	1819120	2/1/2018	270	21,455.74	
1402976	1819077	2/1/2018	270	15,785.11	
1403004	1819105	2/1/2018	270	9,939.59	
1402527	1819040	2/1/2018	270	9,607.85	
1402977	1819078	2/1/2018	270	9,557.85	
1402984	1819086	2/1/2018	270	7,740.00	
1403005	1819106	2/1/2018	270	7,116.31	
1403022	1819121	2/1/2018	270	6,975.00	
1402978	1819079	2/1/2018	270	5,434.88	
1402962	1819065	2/1/2018	270	5,040.00	
1402974	1819075	2/1/2018	270	4,836.87	
1402958	1819062	2/1/2018	270	2,971.98	
1402528	1819041	2/1/2018	270	2,845.75	
1402979	1819080	2/1/2018	270	2,397.39	
1402973	1819074	2/1/2018	270	1,995.00	
1403020	1819119	2/1/2018	270	1,942.07	
1402526	1819039	2/1/2018	270	1,571.40	
1402983	1819085	2/1/2018	270	1,330.00	
1402965	1819067	2/1/2018	270	820.00	
1403025	1819124	2/1/2018	270	640.67	
1402982	1819084	2/1/2018	270	610.00	
1402964	1819066	2/1/2018	270	518.00	
1402966	1819068	2/1/2018	270	511.00	
1402967	1819069	2/1/2018	270	344.00	
1402968	1819070	2/1/2018	270	300.00	
1403026	1819125	2/1/2018	270	211.83	
1402970	1819072	2/1/2018	270	160.00	
1402969	1819071	2/1/2018	270	160.00	
1402972	1819073	2/1/2018	270	115.00	
1403019	1819118	2/1/2018	270	68.77	
1402950	182700201	2/1/2018	270	16.00	
1403031	182700204	2/1/2018	270		60,000,000.00
1403039	182700207	2/1/2018	270		5,744,343.40
1402960	182700202	2/1/2018	270		5,247,696.70
1402986	182600201	2/1/2018	270		156,000,000.00
1404052	182700206	2/2/2018	270	120,531,920.00	
1404155	182600201	2/2/2018	270	100,000,000.00	
1404158	183000201	2/2/2018	270	63,000,000.00	
1404152	Correct Journal Entr	2/2/2018	270	59,000,000.00	
1404030	182700202	2/2/2018	270	18,270,000.00	
1404047	182700207 AIRS TA	2/2/2018	270	13,046,964.47	
1404154	182300201	2/2/2018	270	4,000,000.00	
1404014	1819148	2/2/2018	270	2,000,000.00	
1404105	1819230	2/2/2018	270	1,505,415.51	
1404148	1819236	2/2/2018	270	788,237.88	
1404144	1819262	2/2/2018	270	750,000.00	
1404128	1819214	2/2/2018	270	628,045.29	
1404108	1819228	2/2/2018	270	449,856.35	

Run Date: 6/29/2018
Run Time: 6:24:16PM

Demand Account Activity

Start Date: 7/1/2017 End Date: 6/29/2018

Page: 253
User: 0

Jnl. Entry	Ref #	Trx. Date	Ledger	Debit Amount	Credit Amount
1404101	1819207	2/2/2018	270	316,882.51	
1404102	1819229	2/2/2018	270	280,838.03	
1404146	1819234	2/2/2018	270	272,311.15	
1404156	1819263	2/2/2018	270	205,413.24	
1404049	182700208 AIRS TA	2/2/2018	270	163,455.37	
1404145	1819259	2/2/2018	270	87,800.00	
1404103	1819208	2/2/2018	270	74,428.51	
1404112	1819231	2/2/2018	270	58,932.43	
1404013	1819147	2/2/2018	270	50,223.45	
1404050	182700209 AIRS DE	2/2/2018	270	48,092.09	
1404125	1819213	2/2/2018	270	41,921.40	
1404051	182700210 AIRS DE	2/2/2018	270	40,594.53	
1404043	1819180	2/2/2018	270	38,921.92	
1404056	1819175	2/2/2018	270	34,584.87	
1404097	1819224	2/2/2018	270	29,439.43	
1404010	1819145	2/2/2018	270	27,429.34	
1404116	1819209	2/2/2018	270	26,680.00	
1404099	1819226	2/2/2018	270	22,949.87	
1404100	1819227	2/2/2018	270	20,961.72	
1404149	1819237	2/2/2018	270	16,961.51	
1404055	1819174	2/2/2018	270	13,520.00	
1404009	1819144	2/2/2018	270	12,040.00	
1404134	1819254	2/2/2018	270	11,647.03	
1404012	1819146	2/2/2018	270	11,384.47	
1404053	1819172	2/2/2018	270	8,820.00	
1404093	1819221	2/2/2018	270	7,167.66	
1404017	1819156	2/2/2018	270	5,397.52	
1404034	1819163	2/2/2018	270	5,007.00	
1404096	1819223	2/2/2018	270	4,990.73	
1404115	1819233	2/2/2018	270	4,740.50	
1404098	1819225	2/2/2018	270	4,083.19	
1404135	1819216	2/2/2018	270	3,915.24	
1404039	1819165	2/2/2018	270	3,875.00	
1404137	1819255	2/2/2018	270	3,695.06	
1404124	1819212	2/2/2018	270	3,320.00	
1404042	1819171	2/2/2018	270	1,740.00	
1404054	1819173	2/2/2018	270	1,100.00	
1404041	1819170	2/2/2018	270	1,031.00	
1404120	1819210	2/2/2018	270	902.50	
1404095	1819222	2/2/2018	270	835.03	
1404028	1819161	2/2/2018	270	760.50	
1404036	1819164	2/2/2018	270	760.00	
1404132	1819215	2/2/2018	270	601.00	
1404147	1819235	2/2/2018	270	588.74	
1404123	1819211	2/2/2018	270	530.00	
1404142	1819220	2/2/2018	270	439.00	
1404032	1819162	2/2/2018	270	410.00	
1404141	1819257	2/2/2018	270	222.00	
1404131	1819252	2/2/2018	270	189.00	
1404133	1819253	2/2/2018	270	124.04	
1404025	1819160	2/2/2018	270	110.00	
1404040	1819169	2/2/2018	270	100.00	
1404143	1819258	2/2/2018	270	90.00	
1404138	1819218	2/2/2018	270	75.00	
1404005	1819166	2/2/2018	270	53.20	
1404026	1819167	2/2/2018	270	53.20	

Run Date: 6/29/2018
 Run Time: 6:24:16PM

Demand Account Activity

Start Date: 7/1/2017 End Date: 6/29/2018

Page: 254
 User: 0

Jnl. Entry	Ref #	Trx. Date	Ledger	Debit Amount	Credit Amount
1404038	1819168	2/2/2018	270	33.60	
1404140	1819219	2/2/2018	270	23.80	
1404019	1819157	2/2/2018	270	22.80	
1404020	1819158	2/2/2018	270	22.80	
1404136	1819217	2/2/2018	270	20.00	
1404021	1819159	2/2/2018	270	14.40	
1404139	1819256	2/2/2018	270	12.75	
1404088	DFA EFT REV 2/2/1	2/2/2018	270		181.50
1404029	182700201	2/2/2018	270		108.41
1404031	182700203	2/2/2018	270		20,484,000.00
1404033	182700204	2/2/2018	270		14,524,469.03
1404075	182700212	2/2/2018	270		288,399,526.21
1404104	Back Out Journal Er	2/2/2018	270		63,000,000.00
1404514	183000202	2/5/2018	270	30,000,000.00	
1404404	182700107 AIRS TA	2/5/2018	270	14,514,321.32	
1404460	182700201	2/5/2018	270	1,115,857.95	
1404444	1819310	2/5/2018	270	1,014,153.35	
1404446	1819311	2/5/2018	270	833,918.90	
1404448	1819312	2/5/2018	270	804,683.01	
1404443	1819309	2/5/2018	270	560,177.07	
1404401	182100101	2/5/2018	270	500,000.00	
1404449	1819313	2/5/2018	270	491,828.85	
1404422	1819289	2/5/2018	270	245,722.36	
1404471	1819324	2/5/2018	270	184,255.33	
1404421	1819288	2/5/2018	270	116,848.44	
1404416	1819284	2/5/2018	270	100,338.08	
1404419	1819286	2/5/2018	270	91,604.63	
1404505	1819357	2/5/2018	270	71,639.39	
1404420	1819287	2/5/2018	270	43,019.00	
1404413	182700108 AIRS DE	2/5/2018	270	40,444.86	
1404511	1819363	2/5/2018	270	36,458.94	
1404506	1819358	2/5/2018	270	36,025.26	
1404507	1819359	2/5/2018	270	34,459.36	
1404393	1819314	2/5/2018	270	29,472.29	
1404500	1819351	2/5/2018	270	19,222.88	
1404469	1819340	2/5/2018	270	16,572.00	
1404415	182700109 AIRS DE	2/5/2018	270	11,175.81	
1404476	1819329	2/5/2018	270	7,300.00	
1404508	1819360	2/5/2018	270	5,952.33	
1404478	1819331	2/5/2018	270	5,367.69	
1404503	1819354	2/5/2018	270	4,925.50	
1404429	1819296	2/5/2018	270	4,268.00	
1404424	1819294	2/5/2018	270	3,890.00	
1404475	1819328	2/5/2018	270	3,490.00	
1404472	1819325	2/5/2018	270	2,973.24	
1404477	1819330	2/5/2018	270	2,924.77	
1404509	1819361	2/5/2018	270	2,530.54	
1404502	1819353	2/5/2018	270	1,906.50	
1404451	1819315	2/5/2018	270	1,653.03	
1404423	1819290	2/5/2018	270	1,369.55	
1404470	1819323	2/5/2018	270	1,218.27	
1404431	1819298	2/5/2018	270	1,004.00	
1404510	1819362	2/5/2018	270	879.64	
1404428	1819295	2/5/2018	270	760.00	
1404473	1819326	2/5/2018	270	598.00	
1404418	1819285	2/5/2018	270	420.00	

Run Date: 6/29/2018
 Run Time: 6:24:16PM

Demand Account Activity

Page: 255
 User: 0

Start Date: 7/1/2017 End Date: 6/29/2018

Jnl. Entry	Ref #	Trx. Date	Ledger	Debit Amount	Credit Amount
1404474	1819327	2/5/2018	270	360.96	
1404430	1819297	2/5/2018	270	340.00	
1404452	1819316	2/5/2018	270	293.05	
1404432	1819299	2/5/2018	270	170.00	
1404453	1819317	2/5/2018	270	81.88	
1404412	1819282	2/5/2018	270	72.52	
1404414	1819283	2/5/2018	270	28.83	
1404433	1819300	2/5/2018	270	7.60	
1404434	1819301	2/5/2018	270	7.60	
1404501	1819352	2/5/2018	270	5.90	
1404435	1819302	2/5/2018	270	4.80	
1404450	DFA EFT REV 2/5/1	2/5/2018	270		86,959.58
1404397	182700101	2/5/2018	270		7,276,705.27
1404399	182700102	2/5/2018	270		1,000,000.00
1404464	182700205	2/5/2018	270		1,115,857.95
1404467	182700207	2/5/2018	270		9,972,000.00
1404468	182700208	2/5/2018	270		31,330,139.67
1405000	182700220	2/6/2018	270	52,000,000.00	
1404856	18270020AIRS EFT	2/6/2018	270	9,829,719.48	
1404867	182700211	2/6/2018	270	1,201,169.01	
1404932	1819469	2/6/2018	270	1,014,369.37	
1404991	1819527	2/6/2018	270	910,989.21	
1404944	1819470	2/6/2018	270	270,979.56	
1404797	1819406	2/6/2018	270	257,215.45	
1404946	1819471	2/6/2018	270	179,387.05	
1404949	1819472	2/6/2018	270	171,848.38	
1404971	1819513	2/6/2018	270	152,401.64	
1404799	1819412	2/6/2018	270	147,288.50	
1404730	1819390	2/6/2018	270	119,637.48	
1404872	1819420	2/6/2018	270	113,919.50	
1404865	182700207IFTA CC	2/6/2018	270	89,936.66	
1404975	1819514	2/6/2018	270	78,541.52	
1404862	182700206AIRS CC	2/6/2018	270	65,174.15	
1404956	1819475	2/6/2018	270	60,579.79	
1404952	1819473	2/6/2018	270	57,964.73	
1404883	1819429	2/6/2018	270	50,000.00	
1404958	1819476	2/6/2018	270	44,018.89	
1404855	1819413	2/6/2018	270	43,822.50	
1404866	182700208IRPCC A	2/6/2018	270	36,159.08	
1404961	1819477	2/6/2018	270	33,361.26	
1404976	1819515	2/6/2018	270	32,604.12	
1404873	1819421	2/6/2018	270	28,566.00	
1404795	1819404	2/6/2018	270	14,720.00	
1404790	1819397	2/6/2018	270	11,300.00	
1404731	1819391	2/6/2018	270	6,788.00	
1404964	1819479	2/6/2018	270	6,343.50	
1404886	1819437	2/6/2018	270	5,815.00	
1404962	1819478	2/6/2018	270	5,812.26	
1404876	1819422	2/6/2018	270	5,792.09	
1404537	1819387	2/6/2018	270	5,440.00	
1404877	1819423	2/6/2018	270	4,422.00	
1404796	1819405	2/6/2018	270	4,297.83	
1404954	1819474	2/6/2018	270	4,227.18	
1404930	1819466	2/6/2018	270	4,214.18	
1404985	1819524	2/6/2018	270	3,757.92	
1404966	1819480	2/6/2018	270	3,623.00	

Run Date: 6/29/2018
Run Time: 6:24:16PM

Demand Account Activity

Start Date: 7/1/2017 End Date: 6/29/2018

Page: 256
User: 0

Jnl. Entry	Ref #	Trx. Date	Ledger	Debit Amount	Credit Amount
1404879	1819425	2/6/2018	270	3,520.00	
1404791	1819400	2/6/2018	270	3,362.30	
1404892	1819445	2/6/2018	270	3,155.00	
1404924	1819481	2/6/2018	270	3,124.24	
1404526	1819378	2/6/2018	270	2,920.00	
1404925	1819482	2/6/2018	270	2,834.00	
1404927	1819483	2/6/2018	270	2,448.66	
1404933	1819467	2/6/2018	270	2,034.43	
1404928	1819484	2/6/2018	270	1,722.20	
1404881	1819427	2/6/2018	270	1,583.00	
1404977	1819516	2/6/2018	270	1,500.00	
1404987	1819525	2/6/2018	270	1,494.57	
1404931	1819485	2/6/2018	270	1,425.00	
1404864	1819417	2/6/2018	270	1,409.76	
1404792	1819401	2/6/2018	270	1,387.00	
1404870	1819418	2/6/2018	270	1,233.38	
1404978	1819517	2/6/2018	270	850.31	
1404871	1819419	2/6/2018	270	729.00	
1404529	1819379	2/6/2018	270	720.00	
1404793	1819402	2/6/2018	270	697.00	
1404880	1819426	2/6/2018	270	680.00	
1404979	1819518	2/6/2018	270	646.84	
1404980	1819519	2/6/2018	270	601.96	
1404534	1819384	2/6/2018	270	598.42	
1404888	1819438	2/6/2018	270	550.00	
645	1819486	2/6/2018	270	515.00	
1404530	1819380	2/6/2018	270	500.00	
1404896	1819446	2/6/2018	270	487.50	
1404981	1819520	2/6/2018	270	447.55	
1404936	1819487	2/6/2018	270	442.00	
1404994	1819530	2/6/2018	270	416.74	
1404937	1819488	2/6/2018	270	400.00	
1404878	1819424	2/6/2018	270	360.00	
1404938	1819489	2/6/2018	270	350.00	
1404939	1819490	2/6/2018	270	330.00	
1404982	1819521	2/6/2018	270	327.26	
1404535	1819385	2/6/2018	270	327.14	
1404912	1819491	2/6/2018	270	304.00	
1404538	1819388	2/6/2018	270	300.00	
1404983	1819522	2/6/2018	270	285.00	
1404940	1819492	2/6/2018	270	250.00	
1404536	1819386	2/6/2018	270	239.20	
1404786	1819393	2/6/2018	270	225.00	
1404794	1819403	2/6/2018	270	225.00	
1404882	1819428	2/6/2018	270	220.00	
1404531	1819381	2/6/2018	270	190.00	
1404785	1819392	2/6/2018	270	150.00	
1404941	1819493	2/6/2018	270	115.00	
1404942	1819494	2/6/2018	270	107.70	
1404788	1819395	2/6/2018	270	75.00	
1404789	1819396	2/6/2018	270	75.00	
1404943	1819495	2/6/2018	270	65.00	
1404532	1819382	2/6/2018	270	54.00	
1404787	1819394	2/6/2018	270	40.00	
1404945	1819496	2/6/2018	270	22.00	
1404533	1819383	2/6/2018	270	18.33	

Run Date: 6/29/2018
 Run Time: 6:24:16PM

Demand Account Activity

Page: 257
 User: 0

Start Date: 7/1/2017 End Date: 6/29/2018

Jnl. Entry	Ref #	Trx. Date	Ledger	Debit Amount	Credit Amount
1404984	1819523	2/6/2018	270	12.00	
1404947	1819497	2/6/2018	270	12.00	
1404948	1819498	2/6/2018	270	12.00	
1404725	1819389	2/6/2018	270	8.50	
1404950	1819500	2/6/2018	270	5.00	
1404989	1819526	2/6/2018	270	2.19	
1404935	1819468	2/6/2018	270	0.83	
1404851	182700201	2/6/2018	270	0.33	
1404874	8007603 EFT REV C	2/6/2018	270		25,779.48
1404854	182700204	2/6/2018	270		8,206,286.02
1404887	182700213	2/6/2018	270		47,679,890.99
1404894	182700215	2/6/2018	270		10,521,589.02
1405480	182700225	2/7/2018	270	39,000,000.00	
1405352	182700205EFT AIR!	2/7/2018	270	9,402,163.65	
1405371	1819567	2/7/2018	270	2,998,201.88	
1405398	1819583	2/7/2018	270	2,561,233.57	
1405397	1819582	2/7/2018	270	1,725,950.86	
1405433	182700226	2/7/2018	270	1,000,000.00	
1405473	1819649	2/7/2018	270	893,506.64	
1405471	1819647	2/7/2018	270	640,230.08	
1405356	1819558	2/7/2018	270	571,919.34	
1405400	1819584	2/7/2018	270	240,224.20	
1405348	182700201	2/7/2018	270	168,000.00	
1405330	1819544	2/7/2018	270	145,119.00	
1405440	1819660	2/7/2018	270	97,137.84	
1405359	1819560	2/7/2018	270	82,524.60	
1405477	1819652	2/7/2018	270	75,000.00	
1405392	182700210	2/7/2018	270	71,086.68	
1405355	182700207IFTA CC	2/7/2018	270	69,366.17	
1405476	1819662	2/7/2018	270	65,222.18	
1405329	1819543	2/7/2018	270	61,217.65	
1405361	1819561	2/7/2018	270	53,366.72	
1405401	1819585	2/7/2018	270	50,226.57	
1405417	1819622	2/7/2018	270	39,591.10	
1405478	1819653	2/7/2018	270	35,000.00	
1405358	1819559	2/7/2018	270	31,445.50	
1405419	1819624	2/7/2018	270	31,175.80	
1405472	1819648	2/7/2018	270	25,241.66	
1405357	182700208IRPCC	2/7/2018	270	24,763.33	
1405353	182700206CC AIRS	2/7/2018	270	20,301.90	
1405362	1819562	2/7/2018	270	19,904.45	
1405372	1819568	2/7/2018	270	16,879.18	
1405327	1819541	2/7/2018	270	10,975.00	
1405004	1819539	2/7/2018	270	7,871.00	
1405424	1819629	2/7/2018	270	6,283.97	
1405420	1819625	2/7/2018	270	5,769.43	
1405481	1819661	2/7/2018	270	4,477.53	
1405364	1819563	2/7/2018	270	3,367.00	
1405427	1819632	2/7/2018	270	3,295.00	
1405366	1819564	2/7/2018	270	2,552.06	
1405457	1819645	2/7/2018	270	1,793.75	
1405328	1819542	2/7/2018	270	1,680.00	
1405470	1819646	2/7/2018	270	1,244.00	
1405384	1819621	2/7/2018	270	1,124.05	
1405426	1819631	2/7/2018	270	972.50	
1405475	1819651	2/7/2018	270	897.53	

Run Date: 6/29/2018
 Run Time: 6:24:16PM

Demand Account Activity

Start Date: 7/1/2017 End Date: 6/29/2018

Page: 258
 User: 0

Jnl. Entry	Ref #	Trx. Date	Ledger	Debit Amount	Credit Amount
1405338	1819548	2/7/2018	270	840.00	
1405339	1819549	2/7/2018	270	740.00	
1405326	1819540	2/7/2018	270	640.00	
1405474	1819650	2/7/2018	270	593.07	
1405331	1819547	2/7/2018	270	590.00	
1405376	1819571	2/7/2018	270	518.00	
1405418	1819623	2/7/2018	270	426.22	
1405421	1819626	2/7/2018	270	425.00	
1405425	1819630	2/7/2018	270	419.48	
1405422	1819627	2/7/2018	270	310.56	
1405423	1819628	2/7/2018	270	295.76	
1405386	1819579	2/7/2018	270	260.00	
1405479	1819654	2/7/2018	270	251.60	
1405367	1819565	2/7/2018	270	150.00	
1405374	1819569	2/7/2018	270	110.00	
1405402	1819586	2/7/2018	270	75.00	
1405434	1819633	2/7/2018	270	63.28	
1405428	1819634	2/7/2018	270	17.00	
1405369	1819566	2/7/2018	270	11.78	
1405375	1819570	2/7/2018	270	4.25	
1405350	182700203	2/7/2018	270		2,998,201.88
1405351	182700204	2/7/2018	270		7,050,925.18
1405380	8007604 EFT REV C	2/7/2018	270		9,638.17
1405382	Back Out Journal Er	2/7/2018	270		69,366.17
1405383	Back Out Journal Er	2/7/2018	270		24,763.33
1405390	182700209	2/7/2018	270		71,086.68
1405395	182700215	2/7/2018	270		31,256,462.80
1405405	182700220	2/7/2018	270		18,955,026.90
1405848	182700212	2/8/2018	270	68,306,210.20	
1405901	1819745	2/8/2018	270	61,802,899.57	
1405844	182700206EFT AIR!	2/8/2018	270	5,097,406.79	
1405956	182700228	2/8/2018	270	5,000,000.00	
1405958	Back Out Journal Er	2/8/2018	270	5,000,000.00	
1405959	Correct Journal Entr	2/8/2018	270	5,000,000.00	
1405842	183000204	2/8/2018	270	1,000,000.00	
1405886	1819731	2/8/2018	270	266,866.50	
1405902	1819746	2/8/2018	270	231,174.76	
1405903	1819747	2/8/2018	270	141,904.37	
1405896	1819740	2/8/2018	270	126,806.00	
1405845	182700207CC AIRS	2/8/2018	270	118,010.91	
1405906	1819750	2/8/2018	270	83,366.34	
1405897	1819741	2/8/2018	270	78,151.00	
1405846	182700208IFTA CC	2/8/2018	270	75,072.98	
1405859	1819704	2/8/2018	270	74,258.35	
1405907	1819751	2/8/2018	270	72,544.36	
1405887	1819732	2/8/2018	270	66,597.50	
1405904	1819748	2/8/2018	270	60,827.00	
1405908	1819752	2/8/2018	270	57,601.99	
1405497	1819675	2/8/2018	270	45,672.23	
1405486	1819663	2/8/2018	270	44,602.78	
1405812	1819676	2/8/2018	270	37,525.80	
1405847	182700208IRPCC D	2/8/2018	270	31,517.48	
1405910	1819754	2/8/2018	270	30,567.45	
1405911	1819755	2/8/2018	270	27,613.16	
1405951	1819790	2/8/2018	270	26,559.04	
1405905	1819749	2/8/2018	270	23,225.00	

Run Date: 6/29/2018
 Run Time: 6:24:16PM

Demand Account Activity

Start Date: 7/1/2017 End Date: 6/29/2018

Page: 259
 User: 0

Jnl. Entry	Ref #	Trx. Date	Ledger	Debit Amount	Credit Amount
1405814	1819678	2/8/2018	270	22,560.60	
1405815	1819679	2/8/2018	270	17,367.90	
1405884	1819730	2/8/2018	270	16,827.00	
1405853	1819698	2/8/2018	270	14,255.00	
1405820	1819684	2/8/2018	270	13,157.84	
1405912	1819756	2/8/2018	270	11,000.00	
1405950	1819789	2/8/2018	270	10,079.96	
1405855	1819700	2/8/2018	270	9,540.00	
1405813	1819677	2/8/2018	270	8,967.00	
1405945	1819784	2/8/2018	270	7,907.45	
1405946	1819785	2/8/2018	270	6,559.30	
1405899	1819743	2/8/2018	270	5,800.65	
1405875	1819722	2/8/2018	270	4,414.75	
1405909	1819753	2/8/2018	270	4,382.61	
1405898	1819742	2/8/2018	270	4,000.00	
1405878	1819723	2/8/2018	270	3,878.17	
1405860	1819705	2/8/2018	270	3,785.00	
1405913	1819757	2/8/2018	270	3,326.01	
1405920	1819764	2/8/2018	270	3,190.00	
1405862	1819707	2/8/2018	270	2,771.00	
1405900	1819744	2/8/2018	270	2,466.50	
1405864	1819709	2/8/2018	270	2,445.00	
1405914	1819758	2/8/2018	270	2,104.78	
1405816	1819680	2/8/2018	270	2,059.72	
1405856	1819701	2/8/2018	270	1,860.00	
1405952	1819791	2/8/2018	270	1,666.62	
1405947	1819786	2/8/2018	270	1,537.39	
1405857	1819702	2/8/2018	270	1,271.00	
1405879	1819724	2/8/2018	270	1,262.00	
1405817	1819681	2/8/2018	270	1,211.50	
1405854	1819699	2/8/2018	270	1,150.00	
1405919	1819763	2/8/2018	270	957.50	
1405915	1819759	2/8/2018	270	768.45	
1405861	1819706	2/8/2018	270	730.00	
1405924	1819765	2/8/2018	270	721.92	
1405948	1819787	2/8/2018	270	700.20	
1405818	1819682	2/8/2018	270	684.00	
1405819	1819683	2/8/2018	270	675.00	
1405851	1819697	2/8/2018	270	668.00	
1405916	1819760	2/8/2018	270	587.00	
1405863	1819708	2/8/2018	270	230.00	
1405487	1819664	2/8/2018	270	200.00	
1405949	1819788	2/8/2018	270	200.00	
1405821	1819685	2/8/2018	270	155.00	
1405858	1819703	2/8/2018	270	150.00	
1405865	1819710	2/8/2018	270	130.00	
1405895	1819739	2/8/2018	270	63.28	
1405917	1819761	2/8/2018	270	60.85	
1405822	1819686	2/8/2018	270	33.00	
1405918	1819762	2/8/2018	270	31.64	
1405500	8007606 EFT REV	2/8/2018	270		3,444.64
1405840	183000202	2/8/2018	270		4,822,923.01
1405841	182700203	2/8/2018	270		1,733,000.00
1405843	182700205	2/8/2018	270		100,000,000.00
1405890	182700220	2/8/2018	270		8,845,803.48
1405498	182700225	2/8/2018	270		23,000,000.00

Run Date: 6/29/2018
Run Time: 6:24:16PM

Demand Account Activity

Start Date: 7/1/2017 End Date: 6/29/2018

Page: 260
User: 0

Jnl. Entry	Ref #	Trx. Date	Ledger	Debit Amount	Credit Amount
1405954	182700227	2/8/2018	270		5,000,000.00
1405960	Back Out Journal Er	2/8/2018	270		5,000,000.00
1405961	Correct Journal Entr	2/8/2018	270		5,000,000.00
1406341	182700215	2/9/2018	270	59,000,000.00	
1406349	182700216	2/9/2018	270	59,000,000.00	
1406261	182700212	2/9/2018	270	44,188,923.61	
1406257	182700210EFT AIR!	2/9/2018	270	6,371,785.30	
1406296	1819837	2/9/2018	270	5,639,119.78	
1406316	1819843	2/9/2018	270	2,948,239.50	
1406372	1819918	2/9/2018	270	716,070.18	
1405967	1819795	2/9/2018	270	369,169.00	
1406275	1819812	2/9/2018	270	298,481.30	
1406297	1819838	2/9/2018	270	244,795.44	
1406294	1819836	2/9/2018	270	205,638.63	
1406318	1819844	2/9/2018	270	205,161.56	
1406229	1819801	2/9/2018	270	174,191.20	
1406298	1819839	2/9/2018	270	117,324.31	
1406319	1819845	2/9/2018	270	87,860.00	
1406267	1819807	2/9/2018	270	59,145.93	
1406348	1819880	2/9/2018	270	51,203.54	
1406269	1819808	2/9/2018	270	47,171.68	
1406270	1819809	2/9/2018	270	38,251.55	
1406351	1819881	2/9/2018	270	24,000.00	
1406258	182700211CC AIRS	2/9/2018	270	23,149.65	
1406375	1819919	2/9/2018	270	16,182.38	
1406260	182700213IRPCCAI	2/9/2018	270	15,020.83	
1406299	1819840	2/9/2018	270	13,016.41	
1406276	1819813	2/9/2018	270	10,552.46	
1406353	1819883	2/9/2018	270	9,245.00	
1406271	1819810	2/9/2018	270	7,256.30	
1406273	1819917	2/9/2018	270	7,149.70	
1406388	1819928	2/9/2018	270	6,291.60	
1406389	1819929	2/9/2018	270	5,520.15	
1406381	1819922	2/9/2018	270	5,215.00	
1406377	1819920	2/9/2018	270	5,065.00	
1406300	1819841	2/9/2018	270	4,481.78	
1406354	1819884	2/9/2018	270	4,012.48	
1406352	1819882	2/9/2018	270	3,567.93	
1406266	1819806	2/9/2018	270	3,293.00	
1406356	1819886	2/9/2018	270	3,031.22	
1406390	1819930	2/9/2018	270	2,696.40	
1406371	1819901	2/9/2018	270	2,430.00	
1406301	1819842	2/9/2018	270	2,253.79	
1406274	1819811	2/9/2018	270	1,787.05	
1406357	1819887	2/9/2018	270	1,763.97	
1406392	1819931	2/9/2018	270	1,346.76	
1406383	1819924	2/9/2018	270	1,161.00	
1406264	1819804	2/9/2018	270	1,135.00	
1406253	182700206	2/9/2018	270	1,097.15	
1406379	1819921	2/9/2018	270	1,010.00	
1406406	1819941	2/9/2018	270	885.00	
1406358	1819888	2/9/2018	270	863.30	
1406265	1819805	2/9/2018	270	850.00	
1406359	1819889	2/9/2018	270	732.00	
1406360	1819890	2/9/2018	270	547.00	
1406394	1819932	2/9/2018	270	526.32	

Run Date: 6/29/2018
 Run Time: 6:24:16PM

Demand Account Activity

Start Date: 7/1/2017 End Date: 6/29/2018

Page: 261
 User: 0

Jnl. Entry	Ref #	Trx. Date	Ledger	Debit Amount	Credit Amount
1406385	1819926	2/9/2018	270	485.00	
1406382	1819923	2/9/2018	270	450.00	
1406361	1819891	2/9/2018	270	446.00	
1406373	1819902	2/9/2018	270	440.00	
1406246	1819803	2/9/2018	270	400.00	
1406396	1819933	2/9/2018	270	384.42	
1406355	1819885	2/9/2018	270	360.74	
1406404	1819940	2/9/2018	270	287.82	
1406362	1819892	2/9/2018	270	240.00	
1406387	1819927	2/9/2018	270	225.00	
1406363	1819893	2/9/2018	270	180.00	
1406364	1819894	2/9/2018	270	165.00	
1406259	182700212IFTA CC	2/9/2018	270	150.51	
1406384	1819925	2/9/2018	270	150.00	
1406397	1819934	2/9/2018	270	133.64	
1406399	1819936	2/9/2018	270	109.00	
1406402	1819937	2/9/2018	270	106.25	
1406365	1819895	2/9/2018	270	105.00	
1406366	1819896	2/9/2018	270	95.00	
1406367	1819897	2/9/2018	270	80.00	
1406400	1819939	2/9/2018	270	75.00	
1406332	1819938	2/9/2018	270	64.00	
1406398	1819935	2/9/2018	270	55.51	
1406350	Back Out Journal Er	2/9/2018	270	31.00	
1406415	Correct Journal Entr	2/9/2018	270	31.00	
1406368	1819898	2/9/2018	270	28.00	
1406369	1819899	2/9/2018	270	20.00	
1406262	8007607 EFT REV C	2/9/2018	270		32,209.67
1406247	182700201	2/9/2018	270		977,000.00
1406249	182700202	2/9/2018	270		298,481.30
1406250	182700203	2/9/2018	270		31.00
1406252	182700205	2/9/2018	270		1,097.15
1406256	182700209	2/9/2018	270		5,683,015.90
1406317	182700214	2/9/2018	270		172,755,338.11
1406790	183980202	2/12/2018	270	24,273,857.42	
1406822	Back Out Journal Er	2/12/2018	270	13,668,579.44	
1406712	182700207 AIRS TA	2/12/2018	270	7,749,513.17	
1406666	182100201	2/12/2018	270	5,545,536.00	
1406817	1820074	2/12/2018	270	2,272,281.00	
1406792	1820050	2/12/2018	270	1,976,259.64	
1406770	1820049	2/12/2018	270	1,149,749.05	
1406791	183980203	2/12/2018	270	514,666.67	
1406768	1820048	2/12/2018	270	482,166.04	
1406780	1820054	2/12/2018	270	286,636.47	
1406680	1819967	2/12/2018	270	251,964.50	
1406684	1819968	2/12/2018	270	202,000.00	
1406767	1820047	2/12/2018	270	145,206.93	
1406685	1819969	2/12/2018	270	128,626.89	
1406686	1819970	2/12/2018	270	96,067.53	
1406763	1820046	2/12/2018	270	88,541.46	
1406815	1820072	2/12/2018	270	50,974.44	
1406762	1820045	2/12/2018	270	44,779.28	
1406687	1819971	2/12/2018	270	43,615.62	
1406812	1820070	2/12/2018	270	37,754.08	
1406692	1819976	2/12/2018	270	35,907.62	
1406814	1820071	2/12/2018	270	31,208.88	

Run Date: 6/29/2018
Run Time: 6:24:16PM

Demand Account Activity

Start Date: 7/1/2017 End Date: 6/29/2018

Page: 262
User: 0

Jnl. Entry	Ref #	Trx. Date	Ledger	Debit Amount	Credit Amount
1406753	1820039	2/12/2018	270	30,589.46	
1406699	1820038	2/12/2018	270	25,154.12	
1406760	1820043	2/12/2018	270	23,741.07	
1406695	1819979	2/12/2018	270	15,844.76	
1406779	1820053	2/12/2018	270	14,143.98	
1406776	1820052	2/12/2018	270	12,607.49	
1406795	183980205	2/12/2018	270	10,890.14	
1406688	1819972	2/12/2018	270	9,000.00	
1406759	1820042	2/12/2018	270	6,560.73	
1406825	Back Out Journal Er	2/12/2018	270	5,852.87	
1406757	1820041	2/12/2018	270	5,404.51	
1406761	1820044	2/12/2018	270	5,204.36	
1406694	1819978	2/12/2018	270	4,555.84	
1406689	1819973	2/12/2018	270	4,198.05	
1406771	1820037	2/12/2018	270	4,174.00	
1406696	1819980	2/12/2018	270	4,080.00	
1406803	1820061	2/12/2018	270	3,885.53	
1406769	1820036	2/12/2018	270	3,611.59	
1406800	1820060	2/12/2018	270	3,227.75	
1406698	1819982	2/12/2018	270	3,152.00	
1406816	1820073	2/12/2018	270	2,690.64	
1406715	182700210 AIRS D€	2/12/2018	270	2,686.91	
1406743	1820025	2/12/2018	270	2,330.00	
1406766	1820035	2/12/2018	270	1,884.00	
1406774	1820051	2/12/2018	270	1,806.02	
1406701	1819984	2/12/2018	270	1,728.00	
1406765	1820034	2/12/2018	270	1,431.93	
1406744	1820026	2/12/2018	270	1,195.00	
1406697	1819981	2/12/2018	270	780.00	
1406764	1820033	2/12/2018	270	614.00	
1406742	1820024	2/12/2018	270	572.50	
1406805	1820063	2/12/2018	270	550.00	
1406714	182700209 AIRS D€	2/12/2018	270	543.01	
1406756	1820032	2/12/2018	270	539.66	
1406690	1819974	2/12/2018	270	522.05	
1406806	1820064	2/12/2018	270	519.00	
1406713	182700208 AIRS TA	2/12/2018	270	350.00	
1406808	1820066	2/12/2018	270	292.00	
1406754	1820031	2/12/2018	270	285.00	
1406807	1820065	2/12/2018	270	270.00	
1406700	1819983	2/12/2018	270	260.00	
1406818	1820069	2/12/2018	270	250.00	
1406702	1819985	2/12/2018	270	240.00	
1406668	182700203	2/12/2018	270	223.37	
1406751	1820030	2/12/2018	270	215.00	
1406804	1820062	2/12/2018	270	212.49	
1406749	1820029	2/12/2018	270	210.00	
1406691	1819975	2/12/2018	270	193.90	
1406755	1820040	2/12/2018	270	172.05	
1406748	1820028	2/12/2018	270	145.00	
1406703	1819986	2/12/2018	270	120.00	
1406693	1819977	2/12/2018	270	111.10	
1406809	1820067	2/12/2018	270	47.30	
1406704	1819989	2/12/2018	270	46.75	
1406810	1820068	2/12/2018	270	45.80	
1406747	1820027	2/12/2018	270	25.00	

Run Date: 6/29/2018
 Run Time: 6:24:16PM

Demand Account Activity

Start Date: 7/1/2017 End Date: 6/29/2018

Page: 263
 User: 0

Jnl. Entry	Ref #	Trx. Date	Ledger	Debit Amount	Credit Amount
1406802	Back Out Journal Er	2/12/2018	270	15.00	
1406674	8007609 EFT REV C	2/12/2018	270		33,725.56
1406813	REVENUE CHARGE	2/12/2018	270		15.00
1406663	182700201	2/12/2018	270		5,852.87
1406665	182700202	2/12/2018	270		6,215,536.00
1406717	182700204	2/12/2018	270		8,728,280.07
1406798	182700206	2/12/2018	270		13,668,579.44
1406782	182700201	2/12/2018	270		17,000,000.00
1406824	182700206	2/12/2018	270		13,668,579.44
1407139	182700207 AIRS TA	2/13/2018	270	34,275,943.62	
1407202	1820167	2/13/2018	270	14,842,556.70	
1407223	1820176	2/13/2018	270	1,486,639.75	
1407286	1820230	2/13/2018	270	1,422,600.00	
1407197	183980205	2/13/2018	270	628,547.66	
1407157	1820116	2/13/2018	270	524,533.93	
1407222	1820175	2/13/2018	270	481,657.64	
1407154	1820113	2/13/2018	270	330,180.05	
1407151	1820111	2/13/2018	270	184,394.24	
1407153	1820112	2/13/2018	270	167,694.99	
1407150	1820110	2/13/2018	270	119,261.90	
1407171	1820137	2/13/2018	270	111,372.92	
1407143	182700208 AIRS TA	2/13/2018	270	94,831.58	
1407258	1820204	2/13/2018	270	87,183.50	
1407215	1820168	2/13/2018	270	82,758.09	
1407216	1820169	2/13/2018	270	47,075.87	
1407212	1820165	2/13/2018	270	45,678.48	
1407144	1820106	2/13/2018	270	34,517.69	
1407145	182700209 AIRS DE	2/13/2018	270	31,243.45	
1407142	1820105	2/13/2018	270	26,213.27	
1407251	1820212	2/13/2018	270	22,269.28	
1407146	1820107	2/13/2018	270	20,477.84	
1407217	1820170	2/13/2018	270	18,157.75	
1407218	1820171	2/13/2018	270	14,017.62	
1407262	1820205	2/13/2018	270	10,326.67	
1407274	1820226	2/13/2018	270	8,740.00	
1407158	1820117	2/13/2018	270	8,271.27	
1407176	1820141	2/13/2018	270	7,159.29	
1407267	1820206	2/13/2018	270	5,836.33	
1407156	1820115	2/13/2018	270	5,581.99	
1407214	1820166	2/13/2018	270	4,951.73	
1407186	1820132	2/13/2018	270	4,834.00	
1407155	1820114	2/13/2018	270	4,728.57	
1407152	183980201	2/13/2018	270	4,219.71	
1407188	1820134	2/13/2018	270	4,195.00	
1407287	1820231	2/13/2018	270	4,132.57	
1407272	1820207	2/13/2018	270	3,659.00	
1407179	1820144	2/13/2018	270	3,206.80	
1407190	183980202	2/13/2018	270	2,482.08	
1407149	1820109	2/13/2018	270	1,504.54	
1407177	1820142	2/13/2018	270	1,400.00	
1407172	1820138	2/13/2018	270	1,396.00	
1407275	1820208	2/13/2018	270	1,310.23	
1407219	1820172	2/13/2018	270	1,077.47	
1407278	1820209	2/13/2018	270	1,072.33	
1407281	1820210	2/13/2018	270	949.80	
1407173	1820129	2/13/2018	270	850.00	

Run Date: 6/29/2018
 Run Time: 6:24:16PM

Demand Account Activity

Start Date: 7/1/2017 End Date: 6/29/2018

Page: 264
 User: 0

Jnl. Entry	Ref #	Trx. Date	Ledger	Debit Amount	Credit Amount
1407227	1820190	2/13/2018	270	832.50	
1407168	1820135	2/13/2018	270	830.00	
1407279	1820223	2/13/2018	270	830.00	
1407170	1820136	2/13/2018	270	817.65	
1407140	1820104	2/13/2018	270	632.00	
1407276	1820222	2/13/2018	270	570.00	
1407147	182700210 AIRS DE	2/13/2018	270	421.39	
1407187	1820133	2/13/2018	270	420.00	
1407264	1820224	2/13/2018	270	383.75	
1407178	1820143	2/13/2018	270	316.80	
1407181	1820130	2/13/2018	270	302.57	
1407175	1820140	2/13/2018	270	250.00	
1407169	1820128	2/13/2018	270	234.80	
1407253	1820211	2/13/2018	270	208.63	
1407263	1820213	2/13/2018	270	201.50	
1407133	1820103	2/13/2018	270	187.00	
1407130	1820102	2/13/2018	270	183.30	
1407260	1820218	2/13/2018	270	165.28	
1407174	1820139	2/13/2018	270	150.00	
1407270	1820225	2/13/2018	270	76.37	
1407220	1820173	2/13/2018	270	65.12	
1407261	1820219	2/13/2018	270	63.77	
1407266	1820214	2/13/2018	270	58.44	
1407184	1820131	2/13/2018	270	40.00	
1407148	1820108	2/13/2018	270	28.83	
1407265	1820220	2/13/2018	270	21.92	
1407268	1820221	2/13/2018	270	21.73	
1406847	182700202	2/13/2018	270	20.00	
1407269	1820215	2/13/2018	270	18.76	
1407271	1820216	2/13/2018	270	18.00	
1407273	1820217	2/13/2018	270	18.00	
1407221	1820174	2/13/2018	270	0.14	
1407141	8007610 EFT REV C	2/13/2018	270		7,510.79
1407211	184720201	2/13/2018	270		2,482.08
1406846	182700201	2/13/2018	270		10,890.14
1406848	182700203	2/13/2018	270		540,000.00
1407256	182700204	2/13/2018	270		13,320,449.34
1407257	182700206	2/13/2018	270		9,744,065.51
1407277	182700201	2/13/2018	270		32,000,000.00
1407598	182700207 AIRS TA	2/14/2018	270	33,330,373.05	
1407682	182300201	2/14/2018	270	14,000,000.00	
1407652	1820311	2/14/2018	270	13,750,017.62	
1407569	1820250	2/14/2018	270	12,337,202.64	
1407650	1820309	2/14/2018	270	10,371,996.07	
1407673	1820350	2/14/2018	270	8,594,545.94	
1407715	1820372	2/14/2018	270	1,856,774.01	
1407651	1820310	2/14/2018	270	1,130,963.75	
1407680	1820352	2/14/2018	270	1,044,915.48	
1407702	1820370	2/14/2018	270	990,609.56	
1407669	1820326	2/14/2018	270	689,725.21	
1407579	1820255	2/14/2018	270	361,206.21	
1407625	1820312	2/14/2018	270	337,369.30	
1407671	1820328	2/14/2018	270	275,567.90	
1407563	1820244	2/14/2018	270	237,155.00	
1407672	1820329	2/14/2018	270	188,961.47	
1407609	1820270	2/14/2018	270	174,135.78	

Run Date: 6/29/2018
Run Time: 6:24:16PM

Demand Account Activity

Start Date: 7/1/2017 End Date: 6/29/2018

Page: 265
User: 0

Jnl. Entry	Ref #	Trx. Date	Ledger	Debit Amount	Credit Amount
1407608	1820278	2/14/2018	270	170,000.00	
1407583	1820258	2/14/2018	270	110,766.98	
1407564	1820245	2/14/2018	270	90,917.30	
1407565	1820246	2/14/2018	270	86,864.30	
1407295	1820269	2/14/2018	270	71,565.57	
1407653	1820313	2/14/2018	270	48,252.82	
1407675	1820331	2/14/2018	270	42,671.76	
1407676	1820332	2/14/2018	270	42,121.01	
1407716	1820373	2/14/2018	270	39,722.84	
1407566	1820247	2/14/2018	270	25,808.87	
1407571	1820251	2/14/2018	270	17,940.81	
1407679	1820333	2/14/2018	270	17,712.20	
1407654	1820314	2/14/2018	270	17,592.31	
1407677	1820367	2/14/2018	270	9,680.60	
1407681	1820334	2/14/2018	270	7,670.79	
1407678	1820351	2/14/2018	270	5,800.00	
1407612	1820271	2/14/2018	270	5,315.00	
1407710	1820368	2/14/2018	270	5,290.00	
1407600	182700209 AIRS DE	2/14/2018	270	4,746.90	
1407684	1820336	2/14/2018	270	4,159.00	
1407615	1820273	2/14/2018	270	3,805.00	
1407686	1820337	2/14/2018	270	3,141.00	
1407687	1820338	2/14/2018	270	3,088.38	
1407298	1820243	2/14/2018	270	3,074.19	
1407713	1820371	2/14/2018	270	2,058.03	
1407688	1820339	2/14/2018	270	1,903.72	
1407683	1820335	2/14/2018	270	1,885.76	
1407567	1820248	2/14/2018	270	1,884.00	
1407698	1820366	2/14/2018	270	1,675.00	
1407689	1820340	2/14/2018	270	1,284.03	
1407690	1820341	2/14/2018	270	1,250.00	
1407581	1820257	2/14/2018	270	1,045.00	
1407666	1820325	2/14/2018	270	777.10	
1407580	1820256	2/14/2018	270	770.00	
1407605	1820275	2/14/2018	270	758.00	
1407616	1820274	2/14/2018	270	740.00	
1407573	1820252	2/14/2018	270	587.00	
1407574	1820253	2/14/2018	270	566.00	
1407568	1820249	2/14/2018	270	510.62	
1407614	1820272	2/14/2018	270	450.00	
1407691	1820342	2/14/2018	270	433.00	
1407692	1820343	2/14/2018	270	384.00	
1407620	183980201	2/14/2018	270	364.48	
1407693	1820344	2/14/2018	270	343.00	
1407717	Back Out Journal Er	2/14/2018	270	211.73	
1407720	Correct Journal Entr	2/14/2018	270	211.73	
1407599	182700208 AIRS TA	2/14/2018	270	182.00	
1407655	1820315	2/14/2018	270	179.69	
1407694	1820345	2/14/2018	270	167.00	
1407578	1820254	2/14/2018	270	114.75	
1407606	1820276	2/14/2018	270	110.00	
1407712	1820369	2/14/2018	270	102.00	
1407695	1820346	2/14/2018	270	95.00	
1407670	1820327	2/14/2018	270	93.19	
1407696	1820347	2/14/2018	270	80.00	
1407674	1820330	2/14/2018	270	73.83	

Run Date: 6/29/2018
 Run Time: 6:24:16PM

Demand Account Activity

Start Date: 7/1/2017 End Date: 6/29/2018

Page: 266
 User: 0

Jnl. Entry	Ref #	Trx. Date	Ledger	Debit Amount	Credit Amount
1407647	1820306	2/14/2018	270	70.00	
1407648	1820307	2/14/2018	270	70.00	
1407649	1820308	2/14/2018	270	70.00	
1407607	1820277	2/14/2018	270	66.65	
1407699	1820349	2/14/2018	270	63.28	
1407610	1820279	2/14/2018	270	49.91	
1407697	1820348	2/14/2018	270	45.00	
1407618	8007612 EFT REV C	2/14/2018	270		68,720.34
1407586	182700201	2/14/2018	270		847,000.00
1407587	182700202	2/14/2018	270		12,337,202.64
1407588	182700203	2/14/2018	270		211.73
1407589	182700204	2/14/2018	270		4,002,515.23
1407601	182700205	2/14/2018	270		364.48
1407719	182700206	2/14/2018	270		41,972,483.01
1407711	183000201	2/14/2018	270		41,000,000.00
1408817	1820471	2/15/2018	270	113,030,165.02	
1408850	Back Out Journal Er	2/15/2018	270	20,000,000.00	
1408736	182700207 AIRS TA	2/15/2018	270	10,536,279.96	
1408856	1820472	2/15/2018	270	2,745,780.10	
1408847	1820470	2/15/2018	270	1,432,929.64	
1408771	1820413	2/15/2018	270	1,154,878.70	
1408841	1820466	2/15/2018	270	1,022,846.46	
1408828	1820483	2/15/2018	270	908,072.28	
1408807	183980202	2/15/2018	270	526,079.17	
1408849	1820498	2/15/2018	270	460,103.11	
1408883	1820510	2/15/2018	270	450,000.00	
1408747	183980201	2/15/2018	270	434,945.51	
1408869	1820499	2/15/2018	270	366,818.49	
1408772	1820414	2/15/2018	270	314,090.00	
1408773	1820415	2/15/2018	270	281,176.96	
1408775	1820417	2/15/2018	270	168,670.64	
1408737	182700208 AIRS TA	2/15/2018	270	108,423.64	
1408846	1820469	2/15/2018	270	97,244.89	
1407737	1820386	2/15/2018	270	71,395.00	
1408739	182700210 AIRS D€	2/15/2018	270	43,283.84	
1408776	1820418	2/15/2018	270	43,065.48	
1408861	1820475	2/15/2018	270	32,178.14	
1408844	1820467	2/15/2018	270	27,925.00	
1408857	1820473	2/15/2018	270	27,067.34	
1407731	1820380	2/15/2018	270	19,488.04	
1408764	1820407	2/15/2018	270	15,783.00	
1408774	1820416	2/15/2018	270	13,372.53	
1408767	1820409	2/15/2018	270	12,185.00	
1408864	1820476	2/15/2018	270	10,250.19	
1407733	1820382	2/15/2018	270	10,205.01	
1408845	1820468	2/15/2018	270	8,753.17	
1408879	1820508	2/15/2018	270	8,360.00	
1407734	1820383	2/15/2018	270	7,430.20	
1408820	1820477	2/15/2018	270	7,009.80	
1408860	1820474	2/15/2018	270	6,254.83	
1408823	1820478	2/15/2018	270	4,920.00	
1408870	1820500	2/15/2018	270	4,736.09	
1408740	182700211 AIRS D€	2/15/2018	270	4,650.00	
1407732	1820381	2/15/2018	270	4,293.00	
1408770	1820412	2/15/2018	270	3,830.24	
1408871	1820501	2/15/2018	270	3,270.26	

Run Date: 6/29/2018
 Run Time: 6:24:16PM

Demand Account Activity

Page: 267
 User: 0

Start Date: 7/1/2017 End Date: 6/29/2018

Jnl. Entry	Ref #	Trx. Date	Ledger	Debit Amount	Credit Amount
1408824	1820479	2/15/2018	270	3,132.45	
1408878	1820506	2/15/2018	270	2,654.75	
1408768	1820410	2/15/2018	270	2,350.00	
1408832	1820484	2/15/2018	270	2,280.00	
1408838	1820485	2/15/2018	270	2,265.00	
1408738	182700209 AIRS DE	2/15/2018	270	1,826.85	
1408760	1820403	2/15/2018	270	1,629.00	
1408766	1820408	2/15/2018	270	1,290.00	
1408762	1820405	2/15/2018	270	897.00	
1408840	1820486	2/15/2018	270	892.50	
1407742	182700202	2/15/2018	270	723.02	
1408825	1820480	2/15/2018	270	514.00	
1408826	1820481	2/15/2018	270	511.00	
1408882	1820509	2/15/2018	270	500.00	
1408827	1820482	2/15/2018	270	280.00	
1408761	1820404	2/15/2018	270	240.00	
1408763	1820406	2/15/2018	270	195.00	
1408875	1820505	2/15/2018	270	135.68	
1408769	1820411	2/15/2018	270	66.43	
1408874	1820507	2/15/2018	270	50.00	
1408757	DFA EFT REV 2/15/	2/15/2018	270		13,098.00
1407945	182700203	2/15/2018	270		6,150,804.22
1408805	182700204	2/15/2018	270		526,079.17
1407741	182700201	2/15/2018	270		894,000.00
1408855	182700205	2/15/2018	270		59,207,992.01
1408863	182700206	2/15/2018	270		13,732,430.08
1408881	183000205	2/15/2018	270		20,000,000.00
1408853	Correct Journal Entr	2/15/2018	270		30,000,000.00
1408880	182700206	2/15/2018	270		24,000,000.00
1409176	182700207 AIRS TA	2/16/2018	270	103,081,059.65	
1409230	183980203	2/16/2018	270	67,681,876.54	
1409266	183000205	2/16/2018	270	58,000,000.00	
1409245	1820576	2/16/2018	270	2,953,187.37	
1409197	1820535	2/16/2018	270	2,598,892.09	
1409281	1820608	2/16/2018	270	2,123,575.95	
1409242	1820575	2/16/2018	270	1,620,897.08	
1409314	1820653	2/16/2018	270	708,418.07	
1409180	184720201	2/16/2018	270	700,000.00	
1409298	1820641	2/16/2018	270	336,907.11	
1408897	1820609	2/16/2018	270	325,391.58	
1409289	1820610	2/16/2018	270	289,066.09	
1409165	182100201	2/16/2018	270	270,000.00	
1409191	1820530	2/16/2018	270	212,000.00	
1409294	1820611	2/16/2018	270	190,819.34	
1409296	1820612	2/16/2018	270	177,864.54	
1409337	1820661	2/16/2018	270	119,009.24	
1409192	1820531	2/16/2018	270	66,309.39	
1409297	1820613	2/16/2018	270	64,263.20	
1409244	1820577	2/16/2018	270	47,577.18	
1409240	1820574	2/16/2018	270	45,984.82	
1409226	183980201	2/16/2018	270	44,621.12	
1409199	1820537	2/16/2018	270	43,286.29	
1409299	1820614	2/16/2018	270	40,327.11	
1409177	182700208 AIRS TA	2/16/2018	270	39,562.41	
1409306	1820618	2/16/2018	270	35,866.36	
1409328	1820629	2/16/2018	270	27,930.80	

Run Date: 6/29/2018
 Run Time: 6:24:16PM

Demand Account Activity

Page: 268
 User: 0

Start Date: 7/1/2017 End Date: 6/29/2018

Jnl. Entry	Ref #	Trx. Date	Ledger	Debit Amount	Credit Amount
1409301	1820615	2/16/2018	270	25,314.51	
1409308	1820619	2/16/2018	270	23,545.10	
1409200	1820538	2/16/2018	270	23,100.20	
1409282	1820620	2/16/2018	270	16,567.54	
1409198	1820536	2/16/2018	270	14,376.95	
1409302	1820616	2/16/2018	270	12,991.75	
1409276	1820606	2/16/2018	270	12,782.93	
1409201	1820539	2/16/2018	270	11,770.48	
1409338	1820662	2/16/2018	270	8,430.84	
1409280	1820607	2/16/2018	270	7,303.37	
1409312	1820621	2/16/2018	270	5,658.98	
1409304	1820642	2/16/2018	270	5,365.00	
1409193	1820532	2/16/2018	270	5,175.00	
1409283	1820630	2/16/2018	270	5,000.00	
1409309	1820644	2/16/2018	270	4,880.00	
1409179	182700210 AIRS DE	2/16/2018	270	4,293.75	
1409239	1820573	2/16/2018	270	4,175.00	
1409339	1820663	2/16/2018	270	3,575.59	
1409313	1820622	2/16/2018	270	3,326.01	
1409284	1820631	2/16/2018	270	3,280.15	
1409194	1820533	2/16/2018	270	3,185.23	
1409237	1820572	2/16/2018	270	2,755.00	
1409285	1820632	2/16/2018	270	2,476.00	
1409315	1820623	2/16/2018	270	2,412.89	
1409322	1820654	2/16/2018	270	2,332.77	
1409326	1820655	2/16/2018	270	2,086.03	
1409340	1820664	2/16/2018	270	1,795.71	
1409311	1820646	2/16/2018	270	1,660.00	
1409341	1820665	2/16/2018	270	1,355.10	
1409316	1820624	2/16/2018	270	1,246.29	
1409307	1820643	2/16/2018	270	1,040.00	
1409319	1820648	2/16/2018	270	878.00	
1409329	1820652	2/16/2018	270	858.00	
1409318	1820625	2/16/2018	270	700.00	
1409342	1820666	2/16/2018	270	648.15	
1409286	1820633	2/16/2018	270	605.00	
1409287	1820634	2/16/2018	270	570.00	
1409178	182700209 AIRS DE	2/16/2018	270	550.85	
1409235	1820571	2/16/2018	270	432.50	
1409310	1820645	2/16/2018	270	400.00	
1409288	1820635	2/16/2018	270	345.00	
1409290	1820636	2/16/2018	270	260.00	
1409196	1820534	2/16/2018	270	250.00	
1409305	1820617	2/16/2018	270	193.20	
1409291	1820637	2/16/2018	270	192.00	
1409292	1820638	2/16/2018	270	191.00	
1409317	1820647	2/16/2018	270	180.00	
1409331	1820656	2/16/2018	270	160.00	
1409333	1820657	2/16/2018	270	150.00	
1409330	182700208	2/16/2018	270	110.00	
1409345	Correct Journal Entr	2/16/2018	270	110.00	
1409346	182700208	2/16/2018	270	110.00	
1409293	1820639	2/16/2018	270	75.00	
1409334	1820658	2/16/2018	270	75.00	
1409336	1820660	2/16/2018	270	75.00	
1409202	1820540	2/16/2018	270	70.00	

Run Date: 6/29/2018
 Run Time: 6:24:16PM

Demand Account Activity

Start Date: 7/1/2017 End Date: 6/29/2018

Page: 269
 User: 0

Jnl. Entry	Ref #	Trx. Date	Ledger	Debit Amount	Credit Amount
1409335	1820659	2/16/2018	270	48.00	
1409250	1820598	2/16/2018	270	48.00	
1409253	1820601	2/16/2018	270	48.00	
1409295	1820640	2/16/2018	270	45.00	
1409268	1820583	2/16/2018	270	40.00	
1409269	1820584	2/16/2018	270	38.00	
1409251	1820599	2/16/2018	270	38.00	
1409254	1820602	2/16/2018	270	38.00	
1409320	1820626	2/16/2018	270	36.00	
1409321	1820627	2/16/2018	270	31.64	
1409323	1820649	2/16/2018	270	30.40	
1409325	1820650	2/16/2018	270	30.40	
1409274	1820589	2/16/2018	270	28.80	
1409324	1820628	2/16/2018	270	24.31	
1409225	1820582	2/16/2018	270	24.00	
1409249	1820597	2/16/2018	270	24.00	
1409252	1820600	2/16/2018	270	24.00	
1409275	1820590	2/16/2018	270	22.80	
1409327	1820651	2/16/2018	270	19.20	
1409271	1820586	2/16/2018	270	19.20	
1409261	1820592	2/16/2018	270	19.20	
1409272	1820587	2/16/2018	270	15.20	
1409262	1820593	2/16/2018	270	15.20	
1409273	1820588	2/16/2018	270	14.40	
1409270	1820585	2/16/2018	270	9.60	
1409247	1820595	2/16/2018	270	9.60	
1409257	1820604	2/16/2018	270	9.60	
1409259	1820591	2/16/2018	270	9.60	
1409248	1820596	2/16/2018	270	7.60	
1409258	1820605	2/16/2018	270	7.60	
1409255	1820603	2/16/2018	270	4.80	
1409263	1820594	2/16/2018	270	4.80	
1409160	Reverse #1820418	2/16/2018	270		43,065.48
1409182	DFA EFT REV 2/16/	2/16/2018	270		65,116.99
1409164	182700201	2/16/2018	270		906,000.00
1409166	182700202	2/16/2018	270		2,598,892.09
1409167	182700203	2/16/2018	270		110.00
1409168	182700204	2/16/2018	270		8,355,954.19
1409195	182700205	2/16/2018	270		44,621.12
1409279	182700206	2/16/2018	270		229,941,789.47
1409332	Back Out Journal Er	2/16/2018	270		110.00
1409693	182700207 AIRS TA	2/20/2018	270	63,831,834.44	
1409832	182600201	2/20/2018	270	13,000,000.00	
1409829	182300201	2/20/2018	270	2,000,000.00	
1409705	1820697	2/20/2018	270	964,423.78	
1409356	1820674	2/20/2018	270	500,000.00	
1409790	1820772	2/20/2018	270	323,308.47	
1409706	1820698	2/20/2018	270	96,580.98	
1409789	1820770	2/20/2018	270	91,503.45	
1409707	1820699	2/20/2018	270	67,403.56	
1409822	1820797	2/20/2018	270	59,536.02	
1409785	1820751	2/20/2018	270	55,031.24	
1409708	1820700	2/20/2018	270	54,249.98	
1409791	1820773	2/20/2018	270	52,954.86	
1409711	1820703	2/20/2018	270	52,490.71	
1409801	1820774	2/20/2018	270	25,886.66	

Run Date: 6/29/2018
 Run Time: 6:24:16PM

Demand Account Activity

Start Date: 7/1/2017 End Date: 6/29/2018

Page: 270
 User: 0

Jnl. Entry	Ref #	Trx. Date	Ledger	Debit Amount	Credit Amount
1409709	1820701	2/20/2018	270	21,278.94	
1409797	1820775	2/20/2018	270	16,347.12	
1409787	1820796	2/20/2018	270	15,974.50	
1409781	1820750	2/20/2018	270	14,186.55	
1409792	1820776	2/20/2018	270	12,912.30	
1409823	1820798	2/20/2018	270	10,205.12	
1409696	182700208 AIRS DE	2/20/2018	270	7,967.26	
1409795	1820779	2/20/2018	270	7,087.64	
1409793	1820777	2/20/2018	270	5,766.33	
1409777	1820749	2/20/2018	270	5,354.10	
1409727	1820771	2/20/2018	270	5,275.74	
1409731	1820722	2/20/2018	270	5,230.00	
1409796	1820780	2/20/2018	270	4,990.73	
1409798	1820781	2/20/2018	270	4,468.74	
1409733	1820724	2/20/2018	270	4,426.00	
1409710	1820702	2/20/2018	270	4,037.29	
1409817	1820799	2/20/2018	270	3,493.58	
1409835	1820810	2/20/2018	270	3,370.00	
1409794	1820778	2/20/2018	270	3,170.36	
1409701	182700204	2/20/2018	270	2,549.17	
1409830	1820807	2/20/2018	270	1,839.50	
1409819	1820801	2/20/2018	270	1,650.25	
1409744	1820734	2/20/2018	270	1,500.00	
1409677	182700202	2/20/2018	270	1,158.53	
1409732	1820723	2/20/2018	270	1,010.00	
1409837	1820812	2/20/2018	270	1,000.00	
1409807	1820790	2/20/2018	270	969.00	
1409735	1820726	2/20/2018	270	731.75	
1409788	1820752	2/20/2018	270	704.00	
1409799	1820782	2/20/2018	270	625.00	
1409836	1820811	2/20/2018	270	549.00	
1409838	1820813	2/20/2018	270	480.00	
1409734	1820725	2/20/2018	270	380.00	
1409800	1820783	2/20/2018	270	374.00	
1409802	1820784	2/20/2018	270	368.00	
1409741	1820732	2/20/2018	270	330.00	
1409803	1820785	2/20/2018	270	300.00	
1409804	1820786	2/20/2018	270	254.55	
1409746	1820735	2/20/2018	270	217.29	
1409736	1820727	2/20/2018	270	195.00	
1409818	1820800	2/20/2018	270	136.08	
1409805	1820787	2/20/2018	270	130.00	
1409806	1820788	2/20/2018	270	114.00	
1409742	1820733	2/20/2018	270	106.20	
1409808	1820789	2/20/2018	270	61.29	
1409740	1820731	2/20/2018	270	46.75	
1409737	1820728	2/20/2018	270	30.40	
1409738	1820729	2/20/2018	270	30.40	
1409739	1820730	2/20/2018	270	19.20	
1409724	DFA EFT REV 2/20/	2/20/2018	270		11,365.26
1409675	182700201	2/20/2018	270		1,462,000.00
1409697	182700203	2/20/2018	270		14,020,154.79
1409743	182700205	2/20/2018	270		2,549.17
1409751	182700206	2/20/2018	270		23,233,688.06
1409759	182700210	2/20/2018	270		42,841,091.23
1410310	182700204	2/21/2018	270	101,000,000.00	

Run Date: 6/29/2018
 Run Time: 6:24:16PM

Demand Account Activity

Start Date: 7/1/2017 End Date: 6/29/2018

Page: 271
 User: 0

Jnl. Entry	Ref #	Trx. Date	Ledger	Debit Amount	Credit Amount
1410318	182700207 AIRS TA	2/21/2018	270	85,842,569.38	
1410322	182700206	2/21/2018	270	16,214,460.59	
1410352	1820861	2/21/2018	270	6,228,648.62	
1410339	1820849	2/21/2018	270	2,607,611.56	
1410360	182700212	2/21/2018	270	1,000,422.29	
1410383	1820884	2/21/2018	270	991,265.37	
1410385	1820886	2/21/2018	270	579,457.00	
1410374	1820876	2/21/2018	270	461,500.00	
1410443	1820950	2/21/2018	270	244,482.82	
1410341	1820850	2/21/2018	270	157,190.65	
1410347	1820856	2/21/2018	270	130,000.00	
1410437	1820923	2/21/2018	270	126,948.16	
1410384	1820885	2/21/2018	270	108,345.00	
1410449	1820931	2/21/2018	270	82,482.03	
1410441	1820949	2/21/2018	270	79,235.22	
1410450	1820932	2/21/2018	270	67,527.49	
1410386	1820887	2/21/2018	270	58,513.13	
1410301	1820830	2/21/2018	270	54,185.90	
1410350	1820859	2/21/2018	270	49,951.95	
1410319	182700208 AIRS TA	2/21/2018	270	44,281.05	
1410451	1820933	2/21/2018	270	40,093.13	
1410387	1820888	2/21/2018	270	37,698.76	
1410446	1820928	2/21/2018	270	35,716.37	
1410448	1820930	2/21/2018	270	35,198.82	
1410353	1820862	2/21/2018	270	27,773.11	
1410348	1820857	2/21/2018	270	19,000.00	
1410452	1820934	2/21/2018	270	18,780.97	
1410454	1820935	2/21/2018	270	14,632.81	
1410300	1820829	2/21/2018	270	14,530.00	
1410415	1820917	2/21/2018	270	14,360.42	
1410423	1820918	2/21/2018	270	7,376.26	
1410425	1820919	2/21/2018	270	7,311.19	
1410455	1820936	2/21/2018	270	7,189.15	
1410342	1820851	2/21/2018	270	7,154.34	
1410321	182700210 AIRS DE	2/21/2018	270	6,745.61	
1410343	1820852	2/21/2018	270	6,650.15	
1410344	1820853	2/21/2018	270	6,143.84	
1410462	1820957	2/21/2018	270	5,245.00	
1410427	1820920	2/21/2018	270	4,416.00	
1410354	1820863	2/21/2018	270	4,280.00	
1410349	1820858	2/21/2018	270	3,800.00	
1410357	1820865	2/21/2018	270	3,687.00	
1410299	1820828	2/21/2018	270	2,730.00	
1410390	1820937	2/21/2018	270	2,726.75	
1410439	1820924	2/21/2018	270	2,294.64	
1410445	1820965	2/21/2018	270	2,275.60	
1410463	1820958	2/21/2018	270	2,219.00	
1410459	1820956	2/21/2018	270	2,170.00	
1410424	1820939	2/21/2018	270	2,167.00	
1410422	1820938	2/21/2018	270	1,957.20	
1410295	1820824	2/21/2018	270	1,914.37	
1410426	1820940	2/21/2018	270	1,758.98	
1410297	1820825	2/21/2018	270	1,615.00	
1410345	1820854	2/21/2018	270	1,578.03	
1410292	1820823	2/21/2018	270	1,435.00	
1410346	1820855	2/21/2018	270	1,424.99	

Run Date: 6/29/2018
 Run Time: 6:24:16PM

Demand Account Activity

Start Date: 7/1/2017 End Date: 6/29/2018

Page: 272
 User: 0

Jnl. Entry	Ref #	Trx. Date	Ledger	Debit Amount	Credit Amount
1410428	1820941	2/21/2018	270	1,316.00	
1410440	1820925	2/21/2018	270	1,259.99	
1410429	1820942	2/21/2018	270	1,238.00	
1410433	1820921	2/21/2018	270	1,136.58	
1410361	1820867	2/21/2018	270	874.00	
1410442	1820926	2/21/2018	270	854.92	
1410356	1820864	2/21/2018	270	820.00	
1410296	1820826	2/21/2018	270	800.00	
1410444	1820927	2/21/2018	270	756.00	
1410447	1820929	2/21/2018	270	735.31	
1410430	1820943	2/21/2018	270	715.00	
1410298	1820827	2/21/2018	270	655.00	
1410351	1820860	2/21/2018	270	542.80	
1410363	1820868	2/21/2018	270	529.00	
1410431	1820944	2/21/2018	270	497.00	
1410320	182700209 AIRS DC	2/21/2018	270	442.84	
1410469	1820966	2/21/2018	270	425.00	
1410432	1820945	2/21/2018	270	340.00	
1410367	1820870	2/21/2018	270	327.80	
1410359	1820866	2/21/2018	270	310.00	
1410435	1820922	2/21/2018	270	294.96	
1410369	1820871	2/21/2018	270	160.00	
1410434	1820946	2/21/2018	270	125.00	
1410436	1820947	2/21/2018	270	125.00	
1410388	1820889	2/21/2018	270	75.45	
1410438	1820948	2/21/2018	270	75.00	
1410366	1820869	2/21/2018	270	50.00	
1410373	1820875	2/21/2018	270	41.00	
1410471	1820968	2/21/2018	270	34.00	
1410470	1820967	2/21/2018	270	33.92	
1410308	182700202	2/21/2018	270	27.14	
1410370	1820872	2/21/2018	270	22.80	
1410371	1820873	2/21/2018	270	22.80	
1410372	1820874	2/21/2018	270	14.40	
1410331	DFA EFT REV 2/21/	2/21/2018	270		3,251.00
1410362	182700211	2/21/2018	270		1,000,422.29
1410368	182700213	2/21/2018	270		6,457,542.74
1410307	182700201	2/21/2018	270		6,228,648.62
1410309	182700203	2/21/2018	270		2,350,000.00
1410311	182700205	2/21/2018	270		8,221,603.99
1410289	182600201	2/21/2018	270		192,000,000.00
1410818	182700207 AIRS TA	2/22/2018	270	92,435,877.19	
1410893	1821037	2/22/2018	270	55,087,380.10	
1410949	183000205	2/22/2018	270	28,000,000.00	
1410853	1821002	2/22/2018	270	8,234,049.15	
1410905	1821046	2/22/2018	270	8,104,755.95	
1410907	1821047	2/22/2018	270	5,425,593.02	
1410903	1821044	2/22/2018	270	2,097,569.00	
1410825	182700204	2/22/2018	270	449,017.55	
1410835	1820986	2/22/2018	270	393,416.22	
1410844	1820994	2/22/2018	270	207,428.00	
1410904	1821045	2/22/2018	270	193,255.00	
1410897	1821038	2/22/2018	270	163,207.06	
1410909	1821049	2/22/2018	270	154,497.89	
1410915	1821053	2/22/2018	270	146,401.57	
1410841	1820991	2/22/2018	270	106,069.05	

Run Date: 6/29/2018
 Run Time: 6:24:16PM

Demand Account Activity

Page: 273
 User: 0

Start Date: 7/1/2017 End Date: 6/29/2018

Jnl. Entry	Ref #	Trx. Date	Ledger	Debit Amount	Credit Amount
1410899	1821040	2/22/2018	270	54,919.59	
1410850	1821000	2/22/2018	270	35,020.79	
1410846	1820996	2/22/2018	270	32,683.48	
1410842	1820992	2/22/2018	270	32,078.21	
1410868	182700205	2/22/2018	270	28,765.70	
1410845	1820995	2/22/2018	270	28,477.50	
1410843	1820993	2/22/2018	270	27,799.04	
1410913	1821052	2/22/2018	270	24,668.88	
1410852	1821001	2/22/2018	270	19,655.23	
1410898	1821039	2/22/2018	270	15,833.68	
1410848	1820998	2/22/2018	270	14,832.51	
1410896	1821036	2/22/2018	270	13,816.46	
1410901	1821042	2/22/2018	270	13,599.00	
1410910	1821050	2/22/2018	270	13,094.32	
1410948	1821081	2/22/2018	270	9,889.89	
1410917	1821055	2/22/2018	270	8,598.89	
1410849	1820999	2/22/2018	270	8,268.00	
1410820	182700209 AIRS DE	2/22/2018	270	8,211.46	
1410838	1820989	2/22/2018	270	8,186.58	
1410933	1821073	2/22/2018	270	5,338.00	
1410836	1820987	2/22/2018	270	4,496.00	
1410929	1821071	2/22/2018	270	4,365.00	
1410912	1821051	2/22/2018	270	4,034.45	
1410840	1820990	2/22/2018	270	4,002.20	
1410908	1821048	2/22/2018	270	3,948.91	
1410900	1821041	2/22/2018	270	3,700.71	
1410920	1821063	2/22/2018	270	3,065.00	
1410918	1821056	2/22/2018	270	2,847.56	
1410927	1821066	2/22/2018	270	2,490.00	
1410914	1821062	2/22/2018	270	2,305.00	
1410925	1821064	2/22/2018	270	1,579.78	
1410947	1821080	2/22/2018	270	1,291.50	
1410834	1820985	2/22/2018	270	1,220.00	
1410919	1821057	2/22/2018	270	1,037.00	
1410938	1821075	2/22/2018	270	1,019.00	
1410932	1821072	2/22/2018	270	840.00	
1410837	1820988	2/22/2018	270	773.50	
1410854	1821003	2/22/2018	270	729.94	
1410902	1821043	2/22/2018	270	517.00	
1410916	1821054	2/22/2018	270	455.95	
1410935	1821074	2/22/2018	270	440.00	
1410810	182700202	2/22/2018	270	305.00	
1410847	1820997	2/22/2018	270	126.00	
1410819	182700208 AIRS TA	2/22/2018	270	117.00	
1410906	1821061	2/22/2018	270	106.26	
1410941	1821076	2/22/2018	270	100.00	
1410950	1821082	2/22/2018	270	55.44	
1410926	1821065	2/22/2018	270	30.70	
1410951	1821083	2/22/2018	270	26.04	
1410921	1821058	2/22/2018	270	20.00	
1410922	1821059	2/22/2018	270	20.00	
1410923	1821060	2/22/2018	270	16.00	
1410942	1821077	2/22/2018	270	15.20	
1410945	1821078	2/22/2018	270	15.20	
1410833	1820984	2/22/2018	270	12.75	
1410946	1821079	2/22/2018	270	9.60	

Run Date: 6/29/2018
 Run Time: 6:24:16PM

Demand Account Activity

Start Date: 7/1/2017 End Date: 6/29/2018

Page: 274
 User: 0

Jnl. Entry	Ref #	Trx. Date	Ledger	Debit Amount	Credit Amount
1410839	8007624 EFT REV C	2/22/2018	270		47,863.53
1410809	182700201	2/22/2018	270		7,957,000.00
1410823	182700203	2/22/2018	270		5,530,981.78
1410869	182700206	2/22/2018	270		28,765.70
1410870	182700210	2/22/2018	270		150,345,681.01
1410944	182700213	2/22/2018	270		37,701,287.37
1411375	182600201	2/23/2018	270	371,000,000.00	
1411220	182700207 AIRS TA	2/23/2018	270	20,510,832.24	
1411272	1821135	2/23/2018	270	5,992,358.33	
1411327	1821193	2/23/2018	270	2,431,829.45	
1411209	182300201	2/23/2018	270	1,000,000.00	
1411393	183000206	2/23/2018	270	1,000,000.00	
1411319	1821187	2/23/2018	270	664,248.12	
1411357	1821189	2/23/2018	270	486,852.35	
1411320	1821188	2/23/2018	270	480,692.64	
1411293	182700205	2/23/2018	270	330,651.50	
1411383	1821238	2/23/2018	270	313,335.82	
1411323	1821192	2/23/2018	270	264,190.74	
1411221	182700208 AIRS TA	2/23/2018	270	188,505.39	
1411318	1821186	2/23/2018	270	118,101.24	
1411264	1821129	2/23/2018	270	52,254.24	
1411254	1821121	2/23/2018	270	51,621.17	
1411262	1821128	2/23/2018	270	26,961.51	
1411336	1821170	2/23/2018	270	25,420.00	
1411255	1821122	2/23/2018	270	22,299.44	
1411276	1821144	2/23/2018	270	18,223.00	
1411278	1821146	2/23/2018	270	17,305.00	
1411256	1821123	2/23/2018	270	17,000.99	
1411223	182700210 AIRS DE	2/23/2018	270	16,912.77	
1411258	1821124	2/23/2018	270	16,311.80	
1411351	1821183	2/23/2018	270	15,686.60	
1411247	1821117	2/23/2018	270	15,367.38	
1411266	1821131	2/23/2018	270	12,829.53	
1411271	1821134	2/23/2018	270	12,521.92	
1411261	1821127	2/23/2018	270	11,013.25	
1411390	1821245	2/23/2018	270	10,248.00	
1411243	1821194	2/23/2018	270	10,120.00	
1411338	1821172	2/23/2018	270	9,726.34	
1411259	1821125	2/23/2018	270	9,488.37	
1411386	1821241	2/23/2018	270	7,541.49	
1411337	1821171	2/23/2018	270	7,035.21	
1411341	1821173	2/23/2018	270	6,730.14	
1411249	1821118	2/23/2018	270	4,948.37	
1411377	1821232	2/23/2018	270	3,950.00	
1411260	1821126	2/23/2018	270	3,783.34	
1411279	1821147	2/23/2018	270	3,380.00	
1411346	1821174	2/23/2018	270	3,315.50	
1411265	1821130	2/23/2018	270	3,031.22	
1411387	1821242	2/23/2018	270	3,030.72	
1411353	1821184	2/23/2018	270	2,450.00	
1411350	1821175	2/23/2018	270	2,200.00	
1411371	1821236	2/23/2018	270	2,113.00	
1411317	1821185	2/23/2018	270	1,753.00	
1411388	1821243	2/23/2018	270	1,679.94	
1411361	1821179	2/23/2018	270	1,642.00	
1411222	182700209 AIRS DE	2/23/2018	270	1,573.25	

Run Date: 6/29/2018
 Run Time: 6:24:16PM

Demand Account Activity

Start Date: 7/1/2017 End Date: 6/29/2018

Page: 275
 User: 0

Jnl. Entry	Ref #	Trx. Date	Ledger	Debit Amount	Credit Amount
1411277	1821145	2/23/2018	270	1,490.00	
1411280	1821148	2/23/2018	270	1,478.00	
1411365	1821180	2/23/2018	270	1,434.92	
1411379	1821235	2/23/2018	270	1,173.00	
1411385	1821240	2/23/2018	270	1,035.30	
1411380	1821237	2/23/2018	270	800.00	
1411232	182700203	2/23/2018	270	740.87	
1411359	1821178	2/23/2018	270	677.50	
1411340	1821181	2/23/2018	270	608.00	
1411251	1821119	2/23/2018	270	602.00	
1411347	1821182	2/23/2018	270	517.00	
1411208	182700201	2/23/2018	270	488.00	
1411389	1821244	2/23/2018	270	466.80	
1411355	1821234	2/23/2018	270	408.00	
1411321	1821190	2/23/2018	270	378.36	
1411322	1821191	2/23/2018	270	356.16	
1411378	1821233	2/23/2018	270	300.00	
1411358	1821177	2/23/2018	270	250.00	
1411282	1821149	2/23/2018	270	185.00	
1411252	1821120	2/23/2018	270	126.56	
1411354	1821176	2/23/2018	270	110.00	
1411285	1821150	2/23/2018	270	106.40	
1411286	1821151	2/23/2018	270	106.40	
1411384	1821239	2/23/2018	270	87.00	
1411268	1821132	2/23/2018	270	72.52	
1411287	1821152	2/23/2018	270	67.20	
1411270	1821133	2/23/2018	270	11.15	
1411225	DFA EFT REV 2/23/	2/23/2018	270		12,228.66
1411224	182700202	2/23/2018	270		4,317,279.36
1411269	182700204	2/23/2018	270		330,651.50
1411294	182700206	2/23/2018	270		145,205,783.55
1411332	182700211	2/23/2018	270		255,376,375.52
1411788	182700220	2/26/2018	270	51,000,000.00	
1411713	182700211	2/26/2018	270	20,000,000.00	
1411715	182700205EFT AIR!	2/26/2018	270	15,912,551.40	
1411775	1821336	2/26/2018	270	2,816,488.47	
1411671	1821272	2/26/2018	270	1,700,000.00	
1411703	182700202	2/26/2018	270	1,000,000.00	
1411760	1821326	2/26/2018	270	324,053.66	
1411793	1821355	2/26/2018	270	318,216.09	
1411684	1821268	2/26/2018	270	284,938.48	
1411708	182700209	2/26/2018	270	267,302.54	
1411780	1821337	2/26/2018	270	260,346.10	
1411673	1821273	2/26/2018	270	239,993.07	
1411782	1821339	2/26/2018	270	215,592.65	
1411773	1821335	2/26/2018	270	212,659.14	
1411781	1821338	2/26/2018	270	94,670.80	
1411787	1821343	2/26/2018	270	75,628.45	
1411674	1821263	2/26/2018	270	53,730.87	
1411672	1821262	2/26/2018	270	53,302.74	
1411785	1821341	2/26/2018	270	41,904.85	
1411678	1821265	2/26/2018	270	26,810.45	
1411761	1821327	2/26/2018	270	18,246.86	
1411677	1821264	2/26/2018	270	17,773.51	
1411765	1821331	2/26/2018	270	14,951.21	
1411762	1821328	2/26/2018	270	12,303.76	

Run Date: 6/29/2018
 Run Time: 6:24:16PM

Demand Account Activity

Start Date: 7/1/2017 End Date: 6/29/2018

Page: 276
 User: 0

Jnl. Entry	Ref #	Trx. Date	Ledger	Debit Amount	Credit Amount
1411676	1821274	2/26/2018	270	9,013.50	
1411735	182700208IRPCC A	2/26/2018	270	8,752.00	
1411679	1821266	2/26/2018	270	8,306.95	
1411766	1821332	2/26/2018	270	7,375.23	
1411758	1821324	2/26/2018	270	5,771.04	
1411783	1821340	2/26/2018	270	5,253.66	
1411723	1821292	2/26/2018	270	5,080.00	
1411732	182700206CC AIRS	2/26/2018	270	4,841.00	
1411682	1821267	2/26/2018	270	4,644.46	
1411786	1821342	2/26/2018	270	4,283.28	
1411721	1821290	2/26/2018	270	3,941.00	
1411748	1821334	2/26/2018	270	3,660.00	
1411767	1821333	2/26/2018	270	3,110.50	
1411734	182700207IFTA CC	2/26/2018	270	3,108.13	
1411796	1821356	2/26/2018	270	3,035.86	
1411790	1821353	2/26/2018	270	2,511.25	
1411675	1821277	2/26/2018	270	2,470.00	
1411777	1821352	2/26/2018	270	2,230.29	
1411668	1821261	2/26/2018	270	1,644.66	
1411667	1821275	2/26/2018	270	1,450.00	
1411763	1821329	2/26/2018	270	1,423.78	
1411726	1821294	2/26/2018	270	1,188.00	
1411724	1821293	2/26/2018	270	980.00	
1411685	1821269	2/26/2018	270	854.00	
1411681	1821278	2/26/2018	270	466.46	
1411670	1821276	2/26/2018	270	455.00	
1411722	1821291	2/26/2018	270	330.00	
1411759	1821325	2/26/2018	270	252.88	
1411381	1821270	2/26/2018	270	217.00	
1411747	1821323	2/26/2018	270	168.75	
1411725	1821295	2/26/2018	270	140.00	
1411792	1821354	2/26/2018	270	75.00	
1411764	1821330	2/26/2018	270	72.00	
1411669	1821271	2/26/2018	270	38.25	
1411727	1821296	2/26/2018	270	30.40	
1411728	1821297	2/26/2018	270	30.40	
1411730	1821298	2/26/2018	270	19.20	
1411701	8007626 EFT REV C	2/26/2018	270		64,984.53
1411702	182700201	2/26/2018	270		47,994,000.00
1411704	182700203	2/26/2018	270		10,649,987.94
1411737	182700213	2/26/2018	270		20,121,684.96
1411778	182700215	2/26/2018	270		16,125,512.31
1412205	182700215	2/27/2018	270	220,658,597.92	
1412177	182700203AIRS EF	2/27/2018	270	29,465,861.48	
1412203	1821470	2/27/2018	270	1,352,205.08	
1412093	1821375	2/27/2018	270	931,700.00	
1412124	1821421	2/27/2018	270	797,777.70	
1412096	1821378	2/27/2018	270	525,606.54	
1412099	1821381	2/27/2018	270	345,243.46	
1412100	1821382	2/27/2018	270	226,996.92	
1412098	1821380	2/27/2018	270	198,100.00	
1412097	1821379	2/27/2018	270	173,283.20	
1412208	1821471	2/27/2018	270	158,021.27	
1412230	1821508	2/27/2018	270	88,440.86	
1412071	1821385	2/27/2018	270	78,872.82	
1412175	1821454	2/27/2018	270	69,119.08	

Run Date: 6/29/2018
 Run Time: 6:24:16PM

Demand Account Activity

Page: 277
 User: 0

Start Date: 7/1/2017 End Date: 6/29/2018

Jnl. Entry	Ref #	Trx. Date	Ledger	Debit Amount	Credit Amount
1412087	1821391	2/27/2018	270	58,921.40	
1412102	1821384	2/27/2018	270	57,766.01	
1412209	1821472	2/27/2018	270	54,368.11	
1412076	1821387	2/27/2018	270	48,000.00	
1412210	1821473	2/27/2018	270	44,060.25	
1412075	1821386	2/27/2018	270	42,310.68	
1412108	1821403	2/27/2018	270	37,860.34	
1412086	1821397	2/27/2018	270	35,200.00	
1412121	1821420	2/27/2018	270	32,221.71	
1412172	1821453	2/27/2018	270	28,784.29	
1412231	1821509	2/27/2018	270	22,055.20	
1412186	182700204AIRS CC	2/27/2018	270	18,183.84	
1412110	1821404	2/27/2018	270	18,046.91	
1412078	1821388	2/27/2018	270	17,705.47	
1412176	1821455	2/27/2018	270	16,579.95	
1412260	1821521	2/27/2018	270	15,338.01	
1412168	182700207	2/27/2018	270	15,338.01	
1412082	1821394	2/27/2018	270	13,255.60	
1412070	1821396	2/27/2018	270	10,950.00	
1412132	1821415	2/27/2018	270	9,982.36	
1412085	1821395	2/27/2018	270	8,161.80	
1412207	1821469	2/27/2018	270	7,940.64	
1412194	1821474	2/27/2018	270	7,913.53	
1412113	1821418	2/27/2018	270	7,340.00	
1412232	1821510	2/27/2018	270	7,330.85	
1412118	1821407	2/27/2018	270	6,050.00	
1412095	1821377	2/27/2018	270	5,581.99	
1412179	1821457	2/27/2018	270	5,345.00	
1412101	1821383	2/27/2018	270	4,728.58	
1412094	1821376	2/27/2018	270	4,585.47	
1412114	1821405	2/27/2018	270	4,218.00	
1412083	1821390	2/27/2018	270	3,639.51	
1412111	1821417	2/27/2018	270	3,097.63	
1412219	1821477	2/27/2018	270	2,926.86	
1412184	1821459	2/27/2018	270	2,041.50	
1412151	1821441	2/27/2018	270	1,730.23	
1412037	1821389	2/27/2018	270	1,504.54	
1412106	1821416	2/27/2018	270	1,367.53	
1412171	182700209	2/27/2018	270	1,227.84	
1412120	1821408	2/27/2018	270	1,180.00	
1412228	1821507	2/27/2018	270	1,005.00	
1412088	1821373	2/27/2018	270	995.00	
1412233	1821511	2/27/2018	270	966.43	
1412122	1821409	2/27/2018	270	909.00	
1412187	182700205IFTA CC	2/27/2018	270	863.11	
1412234	1821512	2/27/2018	270	783.18	
1412145	1821438	2/27/2018	270	730.00	
1412135	1821434	2/27/2018	270	700.00	
1412090	1821475	2/27/2018	270	606.68	
1412237	1821513	2/27/2018	270	536.99	
1412141	1821435	2/27/2018	270	500.00	
1412147	1821439	2/27/2018	270	475.00	
1412079	1821393	2/27/2018	270	466.46	
1411802	1821392	2/27/2018	270	420.00	
1412142	1821436	2/27/2018	270	380.00	
1412116	1821406	2/27/2018	270	340.00	

Run Date: 6/29/2018
 Run Time: 6:24:16PM

Demand Account Activity

Start Date: 7/1/2017 End Date: 6/29/2018

Page: 278
 User: 0

Jnl. Entry	Ref #	Trx. Date	Ledger	Debit Amount	Credit Amount
1412144	1821437	2/27/2018	270	318.76	
1412149	1821440	2/27/2018	270	300.00	
1412115	1821419	2/27/2018	270	300.00	
1412183	1821458	2/27/2018	270	250.00	
1412178	1821456	2/27/2018	270	212.05	
1412238	1821514	2/27/2018	270	191.79	
1412091	1821374	2/27/2018	270	160.00	
1412125	1821410	2/27/2018	270	110.00	
1412131	1821414	2/27/2018	270	98.12	
1412216	1821476	2/27/2018	270	96.09	
1412239	1821515	2/27/2018	270	76.06	
1412150	1821433	2/27/2018	270	23.52	
1412127	1821411	2/27/2018	270	22.80	
1412128	1821412	2/27/2018	270	22.80	
1412129	1821413	2/27/2018	270	14.40	
1412225	1821506	2/27/2018	270	8.50	
1412161	8007627 EFT REV C	2/27/2018	270		102,299.09
1412250	182700216	2/27/2018	270		198,586,783.58
1412240	182700220	2/27/2018	270		39,000,000.00
1412163	182700201	2/27/2018	270		6,865,000.00
1412166	182700206	2/27/2018	270		11,125,854.50
1412169	182700208	2/27/2018	270		1,227.84
1412712	182700207 AIRS TA	2/28/2018	270	49,580,933.00	
1412690	182700225	2/28/2018	270	27,000,000.00	
1412685	1821657	2/28/2018	270	6,260,902.01	
1412676	1821653	2/28/2018	270	4,119,311.92	
1412674	1821659	2/28/2018	270	1,067,783.11	
1412697	1821677	2/28/2018	270	722,279.84	
1412311	182700204	2/28/2018	270	488,547.00	
1412669	1821658	2/28/2018	270	412,644.74	
1412577	1821573	2/28/2018	270	244,244.00	
1412578	1821574	2/28/2018	270	174,100.00	
1412673	1821651	2/28/2018	270	159,285.43	
1412290	1821542	2/28/2018	270	92,076.00	
1412723	182700210 AIRS DE	2/28/2018	270	81,204.79	
1412671	1821649	2/28/2018	270	56,404.55	
1412664	182700218	2/28/2018	270	51,349.78	
1412661	1821644	2/28/2018	270	42,769.52	
1412590	1821584	2/28/2018	270	39,902.95	
1412692	1821672	2/28/2018	270	24,173.99	
1412672	1821650	2/28/2018	270	23,442.64	
1412301	1821551	2/28/2018	270	23,219.80	
1412683	1821656	2/28/2018	270	20,953.41	
1412593	1821587	2/28/2018	270	19,868.30	
1412662	1821645	2/28/2018	270	15,911.29	
1412303	1821553	2/28/2018	270	14,302.12	
1412670	1821648	2/28/2018	270	13,511.08	
1412293	1821544	2/28/2018	270	12,707.70	
1412591	1821585	2/28/2018	270	12,327.00	
1412713	182700208 AIRS TA	2/28/2018	270	10,515.66	
1412592	1821586	2/28/2018	270	9,705.00	
1412297	1821549	2/28/2018	270	8,372.30	
1412686	1821664	2/28/2018	270	8,082.83	
1412663	1821646	2/28/2018	270	7,925.50	
1412582	1821577	2/28/2018	270	7,905.00	
1412668	1821647	2/28/2018	270	6,324.00	

Run Date: 6/29/2018
Run Time: 6:24:16PM

Demand Account Activity

Start Date: 7/1/2017 End Date: 6/29/2018

Page: 279
User: 0

Jnl. Entry	Ref #	Trx. Date	Ledger	Debit Amount	Credit Amount
1412646	1821637	2/28/2018	270	5,845.68	
1412594	1821588	2/28/2018	270	5,739.00	
1412579	1821575	2/28/2018	270	5,470.00	
1412675	1821652	2/28/2018	270	5,422.35	
1412693	1821673	2/28/2018	270	4,591.02	
1412696	1821676	2/28/2018	270	3,900.97	
1412628	1821628	2/28/2018	270	3,540.00	
1412302	1821552	2/28/2018	270	3,391.19	
1412299	1821550	2/28/2018	270	2,890.00	
1412624	1821624	2/28/2018	270	2,590.00	
1412659	1821643	2/28/2018	270	1,819.00	
1412698	1821678	2/28/2018	270	1,433.50	
1412700	1821680	2/28/2018	270	1,420.00	
1412722	182700209 AIRS DE	2/28/2018	270	1,348.88	
1412684	1821663	2/28/2018	270	1,311.00	
1412655	1821641	2/28/2018	270	1,308.00	
1412627	1821627	2/28/2018	270	1,290.00	
1412278	1821548	2/28/2018	270	1,285.00	
1412298	1821547	2/28/2018	270	1,190.00	
1412584	1821579	2/28/2018	270	1,131.00	
1412665	1821660	2/28/2018	270	1,084.17	
1412580	1821576	2/28/2018	270	1,040.00	
1412636	Back Out Journal Er	2/28/2018	270	1,034.00	
1412637	Correct Journal Entr	2/28/2018	270	1,034.00	
1412654	1821640	2/28/2018	270	935.00	
1412625	1821625	2/28/2018	270	925.00	
1412699	1821679	2/28/2018	270	910.00	
1412657	1821642	2/28/2018	270	866.77	
1412651	1821639	2/28/2018	270	743.00	
1412604	182700210	2/28/2018	270	732.50	
1412583	1821578	2/28/2018	270	650.00	
1412649	1821638	2/28/2018	270	650.00	
1412296	1821546	2/28/2018	270	560.00	
1412635	1821633	2/28/2018	270	525.00	
1412292	1821543	2/28/2018	270	510.62	
1412638	1821634	2/28/2018	270	477.00	
1412623	1821623	2/28/2018	270	450.00	
1412677	1821654	2/28/2018	270	432.39	
1412295	1821545	2/28/2018	270	340.00	
1412634	1821632	2/28/2018	270	325.00	
1412694	1821674	2/28/2018	270	248.20	
1412595	1821589	2/28/2018	270	230.00	
1412608	1827002123	2/28/2018	270	227.78	
1412641	1821635	2/28/2018	270	200.00	
1412632	1821631	2/28/2018	270	180.00	
1412626	1821626	2/28/2018	270	175.00	
1412695	1821675	2/28/2018	270	137.86	
1412612	1821622	2/28/2018	270	126.00	
1412585	1821580	2/28/2018	270	60.00	
1412679	1821655	2/28/2018	270	49.81	
1412586	1821581	2/28/2018	270	30.40	
1412587	1821582	2/28/2018	270	30.40	
1412643	1821636	2/28/2018	270	24.00	
1412589	1821583	2/28/2018	270	19.20	
1412630	1821629	2/28/2018	270	12.00	
1412596	1821590	2/28/2018	270	10.00	

Run Date: 6/29/2018
 Run Time: 6:24:16PM

Demand Account Activity

Start Date: 7/1/2017 End Date: 6/29/2018

Page: 280
 User: 0

Jnl. Entry	Ref #	Trx. Date	Ledger	Debit Amount	Credit Amount
1412631	1821630	2/28/2018	270	8.00	
1412308	182700201	2/28/2018	270		4,119,311.92
1412309	182700202	2/28/2018	270		1,034.00
1412310	182700203	2/28/2018	270		2,484,836.00
1412312	182700205	2/28/2018	270		9,077,071.25
1412599	182700210	2/28/2018	270		53,226,104.16
1412611	182700216	2/28/2018	270		227.78
1412640	182700217	2/28/2018	270		22,182,070.18
1412691	8007629 EFT REV C	2/28/2018	270		5,209.20
1413250	Back Out Journal Er	3/1/2018	270	203,356,880.30	
1413219	1821784	3/1/2018	270	201,299,742.62	
1413173	182700306	3/1/2018	270	75,000,000.00	
1413209	1821756	3/1/2018	270	10,250,189.00	
1413200	1821758	3/1/2018	270	3,701,640.50	
1413274	1821807	3/1/2018	270	3,036,015.32	
1413208	1821759	3/1/2018	270	2,680,797.00	
1413221	1821785	3/1/2018	270	1,245,159.64	
1413166	182700304	3/1/2018	270	1,000,000.00	
1413213	1821761	3/1/2018	270	882,580.85	
1413244	1821786	3/1/2018	270	857,704.32	
1412975	1821693	3/1/2018	270	800,000.00	
1413257	1821793	3/1/2018	270	496,916.15	
1413240	1821780	3/1/2018	270	369,209.44	
1413215	1821753	3/1/2018	270	282,284.01	
1413207	1821750	3/1/2018	270	204,484.33	
1413206	1821749	3/1/2018	270	176,372.76	
1413158	1821715	3/1/2018	270	171,229.20	
1413214	1821757	3/1/2018	270	120,780.00	
1413210	1821760	3/1/2018	270	120,407.50	
1413245	1821803	3/1/2018	270	67,497.32	
1413258	182700312	3/1/2018	270	60,584.78	
1413267	1821798	3/1/2018	270	52,466.28	
1413231	1821788	3/1/2018	270	50,972.25	
1413269	1821804	3/1/2018	270	47,573.94	
1413260	1821801	3/1/2018	270	46,025.97	
1413259	1821805	3/1/2018	270	31,966.54	
1413246	1821789	3/1/2018	270	31,726.47	
1413198	1821746	3/1/2018	270	26,186.72	
1412976	1821694	3/1/2018	270	21,103.67	
1413243	1821783	3/1/2018	270	18,568.55	
1413251	1821791	3/1/2018	270	18,435.38	
1413248	1821790	3/1/2018	270	16,750.72	
1413201	1821747	3/1/2018	270	8,577.43	
1413212	1821752	3/1/2018	270	7,455.04	
1413157	1821713	3/1/2018	270	5,029.80	
1413249	1821787	3/1/2018	270	4,748.00	
1413268	1821806	3/1/2018	270	3,491.50	
1413217	1821754	3/1/2018	270	3,155.00	
1413205	1821755	3/1/2018	270	2,601.50	
1413193	1821743	3/1/2018	270	2,506.89	
1413156	1821714	3/1/2018	270	2,010.58	
1413256	1821792	3/1/2018	270	1,386.17	
1413204	1821748	3/1/2018	270	1,376.72	
1413155	1821712	3/1/2018	270	884.00	
1413276	1821800	3/1/2018	270	860.00	
1413195	1821744	3/1/2018	270	835.00	

Run Date: 6/29/2018
 Run Time: 6:24:16PM

Demand Account Activity

Start Date: 7/1/2017 End Date: 6/29/2018

Page: 281
 User: 0

Jnl. Entry	Ref #	Trx. Date	Ledger	Debit Amount	Credit Amount
1412971	1821689	3/1/2018	270	825.00	
1413196	1821745	3/1/2018	270	820.00	
1413216	1821781	3/1/2018	270	710.93	
1413181	1821734	3/1/2018	270	575.00	
1413185	1821738	3/1/2018	270	564.92	
1412974	1821692	3/1/2018	270	491.70	
1413184	1821737	3/1/2018	270	487.00	
1413203	182700301	3/1/2018	270	451.57	
1413186	1821739	3/1/2018	270	437.00	
1413271	1821802	3/1/2018	270	410.00	
1413183	1821736	3/1/2018	270	370.00	
1413187	1821740	3/1/2018	270	331.00	
1413191	1821742	3/1/2018	270	315.00	
1412969	1821687	3/1/2018	270	300.00	
1413211	1821751	3/1/2018	270	288.21	
1413182	1821735	3/1/2018	270	285.00	
1413189	1821741	3/1/2018	270	220.00	
1413177	1821730	3/1/2018	270	205.00	
1413175	1821728	3/1/2018	270	190.00	
1413234	1821778	3/1/2018	270	150.00	
1413176	1821729	3/1/2018	270	115.00	
1413242	1821782	3/1/2018	270	100.00	
1412965	1821683	3/1/2018	270	75.00	
1412966	1821684	3/1/2018	270	75.00	
1412968	1821686	3/1/2018	270	75.00	
1412970	1821688	3/1/2018	270	75.00	
1412972	1821690	3/1/2018	270	75.00	
1412973	1821691	3/1/2018	270	75.00	
1413178	1821731	3/1/2018	270	75.00	
1413239	1821779	3/1/2018	270	75.00	
1412967	1821685	3/1/2018	270	70.00	
1413273	1821799	3/1/2018	270	70.00	
1413179	1821732	3/1/2018	270	35.00	
1413180	1821733	3/1/2018	270	35.00	
1413154	CD ACH Bank Trans	3/1/2018	270		1,901,000.00
1413168	182700305	3/1/2018	270		20,000,000.00
1413228	182700302	3/1/2018	270		9,622,946.87
1413230	182700307	3/1/2018	270		60,584.78
1413261	182700313	3/1/2018	270		203,356,880.30
1413265	182700313	3/1/2018	270		16,241,292.47
1413266	082700314	3/1/2018	270		61,000.00
1413270	182700315	3/1/2018	270		52,000,000.00
1413272	Correct Journal Entr	3/1/2018	270		203,341,880.30
1414383	182700301	3/2/2018	270	150,892,516.25	
1414384	182700302	3/2/2018	270	67,500,000.00	
1414385	1827003030	3/2/2018	270	60,000,000.00	
1414397	182700320	3/2/2018	270	11,000,000.00	
1414395	182700303AIRS EF	3/2/2018	270	4,636,300.83	
1414322	1821880	3/2/2018	270	2,517,651.85	
1414321	1821879	3/2/2018	270	1,447,061.34	
1414329	1821886	3/2/2018	270	826,899.98	
1414326	1821883	3/2/2018	270	625,870.59	
1414270	1821828	3/2/2018	270	393,614.52	
1414289	1821846	3/2/2018	270	355,809.45	
1414269	1821827	3/2/2018	270	347,414.16	
1414268	1821826	3/2/2018	270	324,458.04	

Run Date: 6/29/2018
Run Time: 6:24:16PM

Demand Account Activity

Start Date: 7/1/2017 End Date: 6/29/2018

Page: 282
User: 0

Jnl. Entry	Ref #	Trx. Date	Ledger	Debit Amount	Credit Amount
1414264	1821825	3/2/2018	270	290,003.64	
1413292	CD ACH Bank Trans	3/2/2018	270	270,000.00	
1414293	1821848	3/2/2018	270	198,452.00	
1414291	1821847	3/2/2018	270	144,030.00	
1414367	1821900	3/2/2018	270	141,519.01	
1414327	1821884	3/2/2018	270	75,832.18	
1414368	1821901	3/2/2018	270	35,013.67	
1414328	1821885	3/2/2018	270	33,132.99	
1413279	1821822	3/2/2018	270	32,764.10	
1414348	1821887	3/2/2018	270	25,431.63	
1414272	1821829	3/2/2018	270	23,296.85	
1414305	1821856	3/2/2018	270	20,944.00	
1414342	1821904	3/2/2018	270	18,390.41	
1414373	1821928	3/2/2018	270	17,189.73	
1414309	1821858	3/2/2018	270	14,235.00	
1414288	1821845	3/2/2018	270	11,459.00	
1414277	1821834	3/2/2018	270	9,520.00	
1414396	182700304IRPCC A	3/2/2018	270	9,350.08	
1414297	1821865	3/2/2018	270	7,397.00	
1414306	1821867	3/2/2018	270	7,220.00	
1414325	1821882	3/2/2018	270	6,599.01	
1414370	1821925	3/2/2018	270	4,020.00	
1414294	1821849	3/2/2018	270	3,756.20	
1414359	182700311	3/2/2018	270	3,579.84	
1414260	1821823	3/2/2018	270	3,404.17	
1414307	1821857	3/2/2018	270	2,760.00	
1414369	1821924	3/2/2018	270	2,530.00	
1414374	1821929	3/2/2018	270	2,294.74	
1414358	1821891	3/2/2018	270	2,162.25	
1414366	1821899	3/2/2018	270	2,137.81	
1414357	1821890	3/2/2018	270	2,017.00	
1414303	1821855	3/2/2018	270	1,720.00	
1414262	1821824	3/2/2018	270	1,438.76	
1414304	1821866	3/2/2018	270	1,390.00	
1414301	1821854	3/2/2018	270	1,110.00	
1414276	1821833	3/2/2018	270	978.00	
1414320	1821878	3/2/2018	270	621.42	
1414295	1821864	3/2/2018	270	610.00	
1414292	1821863	3/2/2018	270	546.50	
1414371	1821926	3/2/2018	270	525.42	
1414266	1821821	3/2/2018	270	453.30	
1414323	1821881	3/2/2018	270	440.29	
1414341	1821903	3/2/2018	270	408.96	
1414375	1821930	3/2/2018	270	289.11	
1414343	1821905	3/2/2018	270	280.00	
1414263	1821819	3/2/2018	270	257.00	
1414340	1821902	3/2/2018	270	243.10	
1414275	1821832	3/2/2018	270	185.00	
1414290	1821862	3/2/2018	270	130.00	
1414300	1821853	3/2/2018	270	120.00	
1414372	1821927	3/2/2018	270	78.62	
1414296	1821850	3/2/2018	270	68.40	
1414298	1821851	3/2/2018	270	68.40	
1414265	1821820	3/2/2018	270	67.84	
1414299	1821852	3/2/2018	270	43.20	
1414267	1821831	3/2/2018	270	29.75	

Run Date: 6/29/2018
 Run Time: 6:24:16PM

Demand Account Activity

Start Date: 7/1/2017 End Date: 6/29/2018

Page: 283
 User: 0

Jnl. Entry	Ref #	Trx. Date	Ledger	Debit Amount	Credit Amount
1414310	1821859	3/2/2018	270	15.20	
1414311	1821860	3/2/2018	270	15.20	
1414274	1821861	3/2/2018	270	9.60	
1414386	18270030400	3/2/2018	270		296,297,678.86
1414387	182700305	3/2/2018	270		6,602,143.35
1414389	182700307	3/2/2018	270		1,221.00
1414390	182700308	3/2/2018	270		3,579.84
1414885	183980301	3/5/2018	270	92,503,062.50	
1414653	184700301	3/5/2018	270	40,000,000.00	
1414651	182700307 AIRS TA	3/5/2018	270	13,235,935.40	
1414910	183980303	3/5/2018	270	1,500,033.25	
1414409	1821940	3/5/2018	270	1,387,618.60	
1414402	1821933	3/5/2018	270	1,083,232.83	
1414982	CD ACH Bank Trans	3/5/2018	270	1,000,000.00	
1414971	1822060	3/5/2018	270	834,176.66	
1414406	1821937	3/5/2018	270	808,422.89	
1414404	1821935	3/5/2018	270	348,778.36	
1414863	1821971	3/5/2018	270	344,424.18	
1414970	1822054	3/5/2018	270	199,714.20	
1414403	1821934	3/5/2018	270	188,158.11	
1414965	1822067	3/5/2018	270	180,167.84	
1414901	1822006	3/5/2018	270	172,330.91	
1414858	1821967	3/5/2018	270	137,192.00	
1414959	1822064	3/5/2018	270	135,932.22	
1414902	1822007	3/5/2018	270	109,878.79	
1414865	1821973	3/5/2018	270	87,054.98	
1414964	1822059	3/5/2018	270	64,874.61	
1414958	1822058	3/5/2018	270	63,141.42	
1414405	1821936	3/5/2018	270	40,383.97	
1414854	1821965	3/5/2018	270	39,667.00	
1414978	1822072	3/5/2018	270	35,241.66	
1414407	1821938	3/5/2018	270	16,693.42	
1414904	1822008	3/5/2018	270	15,705.77	
1414652	182700308 AIRS DE	3/5/2018	270	14,507.68	
1414953	1822055	3/5/2018	270	14,196.07	
1414968	1822061	3/5/2018	270	10,501.52	
1414862	1821970	3/5/2018	270	9,109.43	
1414853	1821959	3/5/2018	270	8,759.00	
1414861	1821969	3/5/2018	270	7,873.96	
1414900	1822005	3/5/2018	270	6,081.96	
1414915	1822012	3/5/2018	270	5,480.00	
1414923	1822018	3/5/2018	270	5,289.90	
1414410	1821941	3/5/2018	270	5,146.59	
1414870	1821980	3/5/2018	270	5,105.00	
1414411	1821942	3/5/2018	270	4,938.40	
1414412	1821943	3/5/2018	270	4,937.88	
1414855	1821960	3/5/2018	270	4,876.00	
1414907	1822009	3/5/2018	270	4,751.22	
1414867	1821978	3/5/2018	270	4,422.00	
1414963	1822066	3/5/2018	270	4,283.28	
1414969	1822053	3/5/2018	270	3,698.63	
1414943	1822031	3/5/2018	270	3,235.00	
1414967	1822052	3/5/2018	270	2,439.50	
1414918	1822014	3/5/2018	270	2,010.00	
1414864	1821972	3/5/2018	270	1,552.27	
1414856	1821966	3/5/2018	270	1,233.51	

Run Date: 6/29/2018
 Run Time: 6:24:16PM

Demand Account Activity

Start Date: 7/1/2017 End Date: 6/29/2018

Page: 284
 User: 0

Jnl. Entry	Ref #	Trx. Date	Ledger	Debit Amount	Credit Amount
1414920	1822016	3/5/2018	270	1,113.00	
1414919	1822015	3/5/2018	270	1,044.00	
1414871	1821981	3/5/2018	270	1,000.00	
1414912	1822011	3/5/2018	270	1,000.00	
1414872	1821982	3/5/2018	270	976.00	
1414921	1822017	3/5/2018	270	935.00	
1414927	1822022	3/5/2018	270	898.56	
1414408	1821939	3/5/2018	270	893.60	
1414930	1822025	3/5/2018	270	839.00	
1414955	1822056	3/5/2018	270	783.58	
1414857	1821961	3/5/2018	270	666.00	
1414962	1822065	3/5/2018	270	597.50	
1414909	1822032	3/5/2018	270	557.50	
1414929	1822024	3/5/2018	270	554.00	
1414926	1822021	3/5/2018	270	461.00	
1414925	1822020	3/5/2018	270	455.00	
1414972	1822062	3/5/2018	270	443.78	
1414928	1822023	3/5/2018	270	433.00	
1414869	1821979	3/5/2018	270	360.00	
1414924	1822019	3/5/2018	270	350.00	
1414911	1822010	3/5/2018	270	342.81	
1414848	1821962	3/5/2018	270	200.00	
1414933	1822030	3/5/2018	270	185.00	
1414947	1822063	3/5/2018	270	176.45	
1414860	1821968	3/5/2018	270	129.15	
1414939	1822029	3/5/2018	270	120.00	
1414851	1821963	3/5/2018	270	104.64	
1414873	1821983	3/5/2018	270	100.00	
1414938	1822028	3/5/2018	270	75.00	
1414874	1821984	3/5/2018	270	45.60	
1414875	1821985	3/5/2018	270	45.60	
1414936	1822027	3/5/2018	270	30.00	
1414876	1821986	3/5/2018	270	28.80	
1414935	1822026	3/5/2018	270	20.00	
1414957	1822057	3/5/2018	270	15.00	
1414852	1821964	3/5/2018	270	8.50	
1414643	182700302	3/5/2018	270	4.34	
1414976	282700305	3/5/2018	270	4.34	
1414983	182700310	3/5/2018	270	4.34	
1414916	1822013	3/5/2018	270	0.08	
1414884	DFA EFT REV 3/5/1	3/5/2018	270		69,401.69
1414642	182700301	3/5/2018	270		13,052,033.30
1414917	182700303	3/5/2018	270		1,500,033.25
1414952	182700304	3/5/2018	270		17,086,442.01
1414975	182700306	3/5/2018	270		120,000,000.00
1414979	Back Out Journal Er	3/5/2018	270		4.34
1414980	Correct Journal Entr	3/5/2018	270		4.34
1414981	CD ACH Bank Trans	3/5/2018	270		2,600,000.00
1415318	183980302	3/6/2018	270	31,003,062.50	
1415281	1822103	3/6/2018	270	28,471,553.50	
1415361	183980305	3/6/2018	270	26,955,450.00	
1415328	184700301	3/6/2018	270	15,000,000.00	
1415331	183980304	3/6/2018	270	7,496,937.50	
1415248	182700307 AIRS TA	3/6/2018	270	6,024,494.96	
1415253	184720301	3/6/2018	270	1,227,861.99	
1415337	1822189	3/6/2018	270	770,943.34	

Run Date: 6/29/2018
Run Time: 6:24:16PM

Demand Account Activity

Start Date: 7/1/2017 End Date: 6/29/2018

Page: 285
User: 0

Jnl. Entry	Ref #	Trx. Date	Ledger	Debit Amount	Credit Amount
1415381	1822194	3/6/2018	270	386,929.07	
1415282	1822130	3/6/2018	270	223,802.54	
1415249	182700308 AIRS TA	3/6/2018	270	190,536.32	
1415283	1822131	3/6/2018	270	132,817.74	
1415285	1822104	3/6/2018	270	132,577.50	
1415273	1822100	3/6/2018	270	125,000.00	
1415277	1822124	3/6/2018	270	71,628.30	
1415356	1822171	3/6/2018	270	53,112.01	
1415307	1822115	3/6/2018	270	40,690.04	
1415257	1822125	3/6/2018	270	35,390.29	
1415280	1822129	3/6/2018	270	28,329.14	
1415366	1822182	3/6/2018	270	23,512.01	
1415351	1822174	3/6/2018	270	20,440.29	
1415359	1822173	3/6/2018	270	18,249.48	
1415251	182700310 AIRS DE	3/6/2018	270	17,854.58	
1415274	1822123	3/6/2018	270	17,191.20	
1822190	1822190	3/6/2018	270	12,505.33	
1415373	1822183	3/6/2018	270	12,169.54	
1415269	1822126	3/6/2018	270	11,000.00	
1415358	1822172	3/6/2018	270	10,129.23	
1415371	1822186	3/6/2018	270	6,996.67	
1415292	1822108	3/6/2018	270	6,100.00	
1415288	1822106	3/6/2018	270	5,255.00	
1415345	1822164	3/6/2018	270	4,585.00	
1415250	182700309 AIRS DE	3/6/2018	270	3,931.99	
1415320	183980303	3/6/2018	270	3,118.20	
1415276	1822101	3/6/2018	270	2,939.97	
1415301	1822169	3/6/2018	270	2,392.80	
1415374	1822188	3/6/2018	270	2,062.91	
1415308	1822116	3/6/2018	270	1,972.78	
1415354	1822175	3/6/2018	270	1,830.11	
1415350	1822168	3/6/2018	270	1,796.21	
1415286	1822117	3/6/2018	270	1,277.00	
1415278	1822102	3/6/2018	270	1,259.99	
1415355	1822176	3/6/2018	270	1,253.62	
1415360	1822191	3/6/2018	270	1,154.77	
1415290	1822107	3/6/2018	270	1,030.00	
1415343	1822162	3/6/2018	270	722.50	
1415348	1822166	3/6/2018	270	578.23	
1415344	1822163	3/6/2018	270	532.50	
1415289	1822118	3/6/2018	270	511.10	
1415294	1822109	3/6/2018	270	500.00	
1415287	1822105	3/6/2018	270	495.00	
1415271	1822122	3/6/2018	270	460.50	
1415349	1822167	3/6/2018	270	434.00	
1415275	1822128	3/6/2018	270	420.00	
1415295	1822110	3/6/2018	270	398.00	
1415284	1822132	3/6/2018	270	305.25	
1415291	1822119	3/6/2018	270	237.00	
1415346	1822165	3/6/2018	270	200.00	
1415376	1822184	3/6/2018	270	82.29	
1415302	1822111	3/6/2018	270	80.00	
1415377	1822185	3/6/2018	270	78.00	
1415259	1822121	3/6/2018	270	40.00	
1415272	1822127	3/6/2018	270	28.83	
1415303	1822112	3/6/2018	270	22.80	

Run Date: 6/29/2018
 Run Time: 6:24:16PM

Demand Account Activity

Start Date: 7/1/2017 End Date: 6/29/2018

Page: 286
 User: 0

Jnl. Entry	Ref #	Trx. Date	Ledger	Debit Amount	Credit Amount
1415304	1822113	3/6/2018	270	22.80	
1415240	182700302	3/6/2018	270	14.81	
1415306	1822114	3/6/2018	270	14.40	
1415375	1822192	3/6/2018	270	6.16	
1415372	1822187	3/6/2018	270	5.00	
1415293	1822120	3/6/2018	270	4.25	
1415353	1822170	3/6/2018	270	0.72	
1415380	1822193	3/6/2018	270	0.20	
1415179	8007633 EFT REV	3/6/2018	270		22,649.88
1415239	182700301	3/6/2018	270		16,852,695.63
1415322	182700303	3/6/2018	270		3,118.20
1415370	182700306	3/6/2018	270		22,354,231.90
1415397	182700307	3/6/2018	270		79,000,000.00
1415753	183980303	3/7/2018	270	100,000,000.00	
1415420	182700307 AIRS TA	3/7/2018	270	9,622,585.73	
1415783	1822311	3/7/2018	270	3,022,614.63	
1415806	1822310	3/7/2018	270	1,873,818.76	
1415834	1822339	3/7/2018	270	1,174,531.24	
1415728	1822259	3/7/2018	270	985,141.07	
1415410	1822257	3/7/2018	270	907,000.00	
1415716	1822247	3/7/2018	270	370,092.90	
1415642	CD ACH Bank Trans	3/7/2018	270	168,000.00	
1415761	1822268	3/7/2018	270	122,076.00	
1415736	1822240	3/7/2018	270	111,138.53	
1415763	1822270	3/7/2018	270	97,687.00	
1415421	182700308 AIRS TA	3/7/2018	270	83,889.89	
1415812	1822313	3/7/2018	270	80,244.37	
1415765	1822272	3/7/2018	270	71,565.57	
1415811	1822312	3/7/2018	270	57,862.05	
1415809	1822320	3/7/2018	270	49,110.18	
1415737	1822241	3/7/2018	270	43,162.52	
1415805	1822318	3/7/2018	270	25,068.52	
1415398	1822244	3/7/2018	270	24,779.79	
1415837	1822341	3/7/2018	270	24,667.10	
1415723	1822258	3/7/2018	270	24,557.91	
1415423	182700310 AIRS DE	3/7/2018	270	17,428.35	
1415835	1822340	3/7/2018	270	17,375.61	
1415825	1822335	3/7/2018	270	16,733.61	
1415740	1822243	3/7/2018	270	13,971.65	
1415719	1822249	3/7/2018	270	12,452.49	
1415807	1822319	3/7/2018	270	11,207.27	
1415762	1822269	3/7/2018	270	9,088.00	
1415714	1822246	3/7/2018	270	7,267.37	
1415715	1822231	3/7/2018	270	6,608.00	
1415720	1822233	3/7/2018	270	6,550.00	
1415798	1822309	3/7/2018	270	5,972.29	
1415804	1822317	3/7/2018	270	3,062.03	
1415810	1822321	3/7/2018	270	2,665.00	
1415712	1822245	3/7/2018	270	2,383.60	
1415738	1822242	3/7/2018	270	2,340.00	
1415709	1822256	3/7/2018	270	2,319.07	
1415794	1822314	3/7/2018	270	1,968.07	
1415726	1822252	3/7/2018	270	1,840.00	
1415725	1822234	3/7/2018	270	1,280.00	
1415766	1822273	3/7/2018	270	1,233.38	
1415734	1822254	3/7/2018	270	1,220.00	

Run Date: 6/29/2018
 Run Time: 6:24:16PM

Demand Account Activity

Start Date: 7/1/2017 End Date: 6/29/2018

Page: 287
 User: 0

Jnl. Entry	Ref #	Trx. Date	Ledger	Debit Amount	Credit Amount
1415727	1822235	3/7/2018	270	1,165.00	
1415722	1822250	3/7/2018	270	1,064.00	
1415764	1822271	3/7/2018	270	1,026.41	
1415721	1822251	3/7/2018	270	995.00	
1415411	182700301	3/7/2018	270	904.99	
1415813	1822322	3/7/2018	270	552.50	
1415718	1822232	3/7/2018	270	540.00	
1415422	182700309 AIRS DE	3/7/2018	270	521.00	
1415739	1822255	3/7/2018	270	360.00	
1415815	1822325	3/7/2018	270	355.00	
1415729	1822253	3/7/2018	270	350.00	
1415801	1822308	3/7/2018	270	261.47	
1415731	1822236	3/7/2018	270	170.00	
1415797	1822316	3/7/2018	270	143.45	
1415795	1822315	3/7/2018	270	80.28	
1415747	183980301	3/7/2018	270	60.51	
1415717	1822248	3/7/2018	270	32.65	
1415732	1822237	3/7/2018	270	7.60	
1415733	1822238	3/7/2018	270	7.60	
1415735	1822239	3/7/2018	270	4.80	
1415743	DFA EFT REV 3/7/1	3/7/2018	270		126,539.27
1415412	182700302	3/7/2018	270		370,092.90
1415424	182700303	3/7/2018	270		7,801,523.33
1415710	182700304	3/7/2018	270		15,338.01
1415744	182700305	3/7/2018	270		60.51
1415758	182700306	3/7/2018	270		9,079,026.03
1415817	182700301	3/7/2018	270		102,000,000.00
1416270	1822466	3/8/2018	270	101,272,006.70	
1415860	182700307 AIRS TA	3/8/2018	270	7,817,819.22	
1416183	182700302	3/8/2018	270	5,500,000.00	
1416288	183000305	3/8/2018	270	1,000,000.00	
1416265	1822465	3/8/2018	270	247,874.03	
1416276	1822467	3/8/2018	270	226,439.12	
1416193	1822392	3/8/2018	270	180,900.71	
1415882	1822364	3/8/2018	270	160,959.31	
1415861	182700308 AIRS TA	3/8/2018	270	97,305.03	
1416082	1822365	3/8/2018	270	68,146.91	
1415881	1822361	3/8/2018	270	37,022.11	
1416194	1822393	3/8/2018	270	28,637.50	
1415863	182700310 AIRS DE	3/8/2018	270	26,529.04	
1415877	1822410	3/8/2018	270	19,466.00	
1416281	1822468	3/8/2018	270	17,236.09	
1416283	1822471	3/8/2018	270	17,171.35	
1416223	1822412	3/8/2018	270	15,670.00	
1415870	1822363	3/8/2018	270	11,570.00	
1416268	1822472	3/8/2018	270	8,419.00	
1416284	1822469	3/8/2018	270	6,582.23	
1416235	1822419	3/8/2018	270	5,672.36	
1416279	1822457	3/8/2018	270	4,255.00	
1416196	1822395	3/8/2018	270	4,042.50	
1416280	1822458	3/8/2018	270	3,942.01	
1416246	1822420	3/8/2018	270	3,526.53	
1416257	1822461	3/8/2018	270	3,262.15	
1416195	1822394	3/8/2018	270	3,154.75	
1416209	1822408	3/8/2018	270	3,130.00	
1416225	1822413	3/8/2018	270	3,050.00	

Run Date: 6/29/2018
 Run Time: 6:24:16PM

Demand Account Activity

Start Date: 7/1/2017 End Date: 6/29/2018

Page: 288
 User: 0

Jnl. Entry	Ref #	Trx. Date	Ledger	Debit Amount	Credit Amount
1416198	1822397	3/8/2018	270	2,615.00	
1416248	1822470	3/8/2018	270	2,436.61	
1416249	1822459	3/8/2018	270	2,296.00	
1415872	183980303	3/8/2018	270	1,875.00	
1416199	1822398	3/8/2018	270	1,832.00	
1416192	1822391	3/8/2018	270	1,785.42	
1416221	1822411	3/8/2018	270	1,580.00	
1416278	1822456	3/8/2018	270	1,532.00	
1416091	1822358	3/8/2018	270	1,519.00	
1416201	1822400	3/8/2018	270	1,408.45	
1415862	182700309 AIRS DE	3/8/2018	270	1,203.61	
1416228	1822414	3/8/2018	270	1,203.00	
1416277	1822455	3/8/2018	270	904.52	
1416258	1822462	3/8/2018	270	784.23	
1415867	183980301	3/8/2018	270	667.72	
1416210	1822409	3/8/2018	270	540.00	
1415879	1822360	3/8/2018	270	502.50	
1416197	1822396	3/8/2018	270	425.00	
1416170	1822372	3/8/2018	270	400.00	
1416200	1822399	3/8/2018	270	379.00	
1416171	1822373	3/8/2018	270	378.00	
1416208	1822407	3/8/2018	270	264.00	
1416207	1822406	3/8/2018	270	245.00	
1416206	1822405	3/8/2018	270	240.00	
1416080	1822362	3/8/2018	270	212.31	
1416092	1822367	3/8/2018	270	198.00	
1416205	1822404	3/8/2018	270	180.00	
1416191	1822390	3/8/2018	270	176.70	
1416204	1822403	3/8/2018	270	175.00	
1416165	1822368	3/8/2018	270	150.00	
1416203	1822402	3/8/2018	270	141.00	
1416231	1822415	3/8/2018	270	130.00	
1416202	1822401	3/8/2018	270	124.00	
1416261	1822463	3/8/2018	270	100.80	
1415864	1822359	3/8/2018	270	100.01	
1416168	1822370	3/8/2018	270	96.00	
1416090	1822366	3/8/2018	270	75.00	
1416166	1822369	3/8/2018	270	75.00	
1416169	1822371	3/8/2018	270	75.00	
1416255	1822460	3/8/2018	270	64.02	
1416262	1822464	3/8/2018	270	49.56	
1416232	1822416	3/8/2018	270	38.00	
1416233	1822417	3/8/2018	270	38.00	
1416234	1822418	3/8/2018	270	24.00	
1415851	182700301	3/8/2018	270	3.84	
1415854	CD ACH Bank Trans	3/8/2018	270		884,000.00
1416177	DFA EFT REV 3/8/1	3/8/2018	270		1,784.35
1416181	182700301	3/8/2018	270		85,000,000.00
1415866	182700302	3/8/2018	270		667.72
1416250	182700303	3/8/2018	270		22,957,711.50
1416282	182700307	3/8/2018	270		8,349,125.89
1416727	18270316	3/9/2018	270	100,000,000.00	
1416731	182700326	3/9/2018	270	89,000,000.00	
1416725	182700314	3/9/2018	270	85,000,000.00	
1416724	182700313	3/9/2018	270	80,000,000.00	
1416726	182700315	3/9/2018	270	10,000,000.00	

Run Date: 6/29/2018
Run Time: 6:24:16PM

Demand Account Activity

Start Date: 7/1/2017 End Date: 6/29/2018

Page: 289
User: 0

Jnl. Entry	Ref #	Trx. Date	Ledger	Debit Amount	Credit Amount
1416437	182700301EFT AIR!	3/9/2018	270	8,971,872.98	
1416426	1822589	3/9/2018	270	2,215,432.90	
1416719	1822640	3/9/2018	270	1,309,111.61	
1416336	1822521	3/9/2018	270	1,000,000.00	
1416337	1822522	3/9/2018	270	776,000.00	
1416351	1822533	3/9/2018	270	479,972.54	
1416339	1822524	3/9/2018	270	432,551.10	
1416420	1822610	3/9/2018	270	321,787.32	
1416399	1822584	3/9/2018	270	278,497.55	
1416369	1822585	3/9/2018	270	207,326.05	
1416322	1822507	3/9/2018	270	134,977.19	
1416338	1822523	3/9/2018	270	120,000.00	
1416409	1822592	3/9/2018	270	90,112.83	
1416323	1822508	3/9/2018	270	88,580.92	
1416398	1822583	3/9/2018	270	71,830.70	
1416345	1822529	3/9/2018	270	69,735.67	
1416411	1822593	3/9/2018	270	68,795.73	
1416408	1822591	3/9/2018	270	43,598.87	
1416446	182700302AIRSCC	3/9/2018	270	43,114.33	
1416341	1822526	3/9/2018	270	42,025.40	
1416397	1822582	3/9/2018	270	39,557.45	
1416414	1822594	3/9/2018	270	33,239.12	
1416342	1822527	3/9/2018	270	28,576.65	
1416324	1822509	3/9/2018	270	20,169.14	
1416325	1822510	3/9/2018	270	19,727.98	
1416423	1822612	3/9/2018	270	17,359.48	
1416343	1822528	3/9/2018	270	14,832.51	
1416436	1822613	3/9/2018	270	13,750.97	
1416448	182700304	3/9/2018	270	12,265.18	
1416321	1822506	3/9/2018	270	10,231.22	
1416349	1822532	3/9/2018	270	8,994.44	
1416347	1822531	3/9/2018	270	8,742.56	
1416729	182700318	3/9/2018	270	8,157.37	
1416319	1822504	3/9/2018	270	7,606.00	
1416427	1822599	3/9/2018	270	7,399.05	
1416416	1822595	3/9/2018	270	7,339.59	
1416441	1822628	3/9/2018	270	7,190.40	
1416309	1822495	3/9/2018	270	7,116.00	
1416311	1822497	3/9/2018	270	6,970.00	
1416405	1822588	3/9/2018	270	5,999.97	
1416422	1822611	3/9/2018	270	5,971.22	
1416326	1822511	3/9/2018	270	5,912.98	
1416419	1822598	3/9/2018	270	4,640.57	
1416417	1822596	3/9/2018	270	4,465.00	
1416715	1822639	3/9/2018	270	3,494.83	
1416429	1822600	3/9/2018	270	3,395.56	
1416404	1822608	3/9/2018	270	3,150.00	
1416442	1822629	3/9/2018	270	2,689.49	
1416320	1822505	3/9/2018	270	2,410.00	
1416327	1822512	3/9/2018	270	2,336.00	
1416443	1822630	3/9/2018	270	1,797.60	
1416314	1822499	3/9/2018	270	1,540.00	
1416444	1822631	3/9/2018	270	1,500.00	
1416312	1822498	3/9/2018	270	1,370.00	
1416328	1822513	3/9/2018	270	1,200.49	
1416329	1822514	3/9/2018	270	1,148.76	

Run Date: 6/29/2018
 Run Time: 6:24:16PM

Demand Account Activity

Page: 290
 User: 0

Start Date: 7/1/2017 End Date: 6/29/2018

Jnl. Entry	Ref #	Trx. Date	Ledger	Debit Amount	Credit Amount
1416353	1822534	3/9/2018	270	1,037.00	
1416330	1822515	3/9/2018	270	1,031.59	
1416406	1822609	3/9/2018	270	922.50	
1416418	1822597	3/9/2018	270	787.00	
1416346	1822530	3/9/2018	270	784.00	
1416430	1822601	3/9/2018	270	650.00	
1416396	1822581	3/9/2018	270	640.50	
1416407	1822590	3/9/2018	270	608.00	
1416310	1822496	3/9/2018	270	580.00	
1416331	1822516	3/9/2018	270	527.10	
1416340	1822525	3/9/2018	270	372.00	
1416432	1822603	3/9/2018	270	350.00	
1416433	1822604	3/9/2018	270	315.90	
1416440	1822627	3/9/2018	270	310.00	
1416431	1822602	3/9/2018	270	300.00	
1416357	1822536	3/9/2018	270	267.00	
1416447	182700303IFTA CC	3/9/2018	270	218.96	
1416332	1822517	3/9/2018	270	195.92	
1416711	182700306	3/9/2018	270	194.00	
1416315	1822500	3/9/2018	270	180.00	
1416333	1822518	3/9/2018	270	175.09	
1416403	1822587	3/9/2018	270	108.11	
1416721	1822641	3/9/2018	270	93.02	
1416400	1822586	3/9/2018	270	89.07	
1416316	1822501	3/9/2018	270	83.60	
1416317	1822502	3/9/2018	270	83.60	
1416355	1822535	3/9/2018	270	70.00	
1416318	1822503	3/9/2018	270	52.80	
1416334	1822519	3/9/2018	270	28.30	
1416358	1822537	3/9/2018	270	21.25	
1416401	1822606	3/9/2018	270	12.00	
1416402	1822607	3/9/2018	270	12.00	
1416335	1822520	3/9/2018	270	9.96	
1416434	1822605	3/9/2018	270	4.00	
1416286	CD ACH Bank Trans	3/9/2018	270		847,000.00
1416313	DFA EFT REV 3/9/1	3/9/2018	270		9,129.86
1416712	182700307	3/9/2018	270		6,321,494.58
1416714	182700308	3/9/2018	270		479,972.54
1416720	182700311	3/9/2018	270		8,157.37
1416728	182700317	3/9/2018	270		149,412,347.22
1416730	182700325	3/9/2018	270		223,685,700.35
1417215	182600301	3/12/2018	270	57,000,000.00	
1417106	CD ACH Bank Trans	3/12/2018	270	8,045,536.00	
1416759	182700307 AIRS TA	3/12/2018	270	7,558,098.44	
1417159	1822749	3/12/2018	270	4,518,247.65	
1416761	182700309 AIRS DE	3/12/2018	270	1,849,346.06	
1417193	1822752	3/12/2018	270	333,545.11	
1417190	1822751	3/12/2018	270	162,404.83	
1417109	1822676	3/12/2018	270	161,745.60	
1417191	1822746	3/12/2018	270	153,823.18	
1417108	1822677	3/12/2018	270	126,819.58	
1417107	1822675	3/12/2018	270	124,405.17	
1417189	1822750	3/12/2018	270	114,939.70	
1417103	1822673	3/12/2018	270	49,098.29	
1417176	1822740	3/12/2018	270	48,225.87	
1417209	1822763	3/12/2018	270	39,496.50	

Run Date: 6/29/2018
 Run Time: 6:24:16PM

Demand Account Activity

Page: 291
 User: 0

Start Date: 7/1/2017 End Date: 6/29/2018

Jnl. Entry	Ref #	Trx. Date	Ledger	Debit Amount	Credit Amount
1417179	1822727	3/12/2018	270	34,862.16	
1417211	1822764	3/12/2018	270	27,001.93	
1417100	1822670	3/12/2018	270	21,856.57	
1417185	1822743	3/12/2018	270	19,243.30	
1417188	1822745	3/12/2018	270	19,197.00	
1417213	1822766	3/12/2018	270	16,401.12	
1417180	1822728	3/12/2018	270	16,358.42	
1417161	1822732	3/12/2018	270	16,081.74	
1417183	1822741	3/12/2018	270	15,488.68	
1417104	1822674	3/12/2018	270	12,000.00	
1417212	1822765	3/12/2018	270	11,688.07	
1416763	182700311 AIRS DE	3/12/2018	270	9,917.20	
1417094	1822665	3/12/2018	270	8,431.92	
1417184	1822742	3/12/2018	270	7,757.55	
1417143	1822731	3/12/2018	270	7,705.00	
1417187	1822744	3/12/2018	270	6,830.21	
1417123	1822692	3/12/2018	270	6,280.00	
1417125	1822694	3/12/2018	270	5,873.00	
1417174	1822738	3/12/2018	270	5,702.47	
1417175	1822739	3/12/2018	270	5,289.90	
1417178	1822726	3/12/2018	270	4,818.69	
1417102	1822672	3/12/2018	270	4,555.97	
1416760	182700308 AIRS TA	3/12/2018	270	4,527.30	
1417160	1822730	3/12/2018	270	3,525.00	
1417101	1822671	3/12/2018	270	3,109.45	
1417182	1822747	3/12/2018	270	3,034.75	
1417208	1822761	3/12/2018	270	2,316.11	
1417214	Correct Journal Entr	3/12/2018	270	1,891.75	
1417139	182700303	3/12/2018	270	1,873.47	
1417204	1822759	3/12/2018	270	1,697.75	
1417122	1822691	3/12/2018	270	1,220.00	
1417121	1822690	3/12/2018	270	1,178.00	
1417129	1822698	3/12/2018	270	1,140.00	
1417087	182700302	3/12/2018	270	1,139.00	
1417095	1822666	3/12/2018	270	1,060.00	
1417126	1822695	3/12/2018	270	840.00	
1417210	1822762	3/12/2018	270	827.24	
1417169	1822735	3/12/2018	270	788.97	
1417127	1822696	3/12/2018	270	760.00	
1417128	1822697	3/12/2018	270	665.00	
1417181	1822729	3/12/2018	270	642.50	
1417203	1822758	3/12/2018	270	600.00	
1417124	1822693	3/12/2018	270	490.00	
1417171	1822736	3/12/2018	270	400.00	
1417172	1822737	3/12/2018	270	389.22	
1417093	1822664	3/12/2018	270	375.00	
1417199	1822757	3/12/2018	270	374.00	
1417098	1822668	3/12/2018	270	301.75	
1417120	1822689	3/12/2018	270	270.00	
1417096	1822667	3/12/2018	270	264.00	
1417110	1822679	3/12/2018	270	194.40	
1417207	1822760	3/12/2018	270	152.97	
1417206	1827003121	3/12/2018	270	117.85	
1416762	182700310 AIRS DE	3/12/2018	270	103.36	
1417116	1822686	3/12/2018	270	83.60	
1417118	1822687	3/12/2018	270	83.60	

Run Date: 6/29/2018
 Run Time: 6:24:16PM

Demand Account Activity

Start Date: 7/1/2017 End Date: 6/29/2018

Page: 292
 User: 0

Jnl. Entry	Ref #	Trx. Date	Ledger	Debit Amount	Credit Amount
1417113	1822688	3/12/2018	270	52.80	
1417163	1822733	3/12/2018	270	28.00	
1417092	1822663	3/12/2018	270	8.72	
1417099	1822669	3/12/2018	270	8.04	
1417165	1822734	3/12/2018	270	1.95	
1417186	1822748	3/12/2018	270	1.00	
1417105	CD ACH Bank Trans	3/12/2018	270		3,127,000.00
1417132	DFA EFT REV 3/12/	3/12/2018	270		5,503.63
1417140	182700304	3/12/2018	270		1,873.47
1417141	182700305	3/12/2018	270		57,976,316.67
1416980	182700301	3/12/2018	270		10,131,653.66
1417200	182700303	3/12/2018	270		9,214,683.61
1417205	Back Out Journal Er	3/12/2018	270		1,873.47
1417459	182700307 AIRS TA	3/13/2018	270	35,721,945.97	
1417619	183000305	3/13/2018	270	27,000,000.00	
1417620	182600301	3/13/2018	270	27,000,000.00	
1417599	1822879	3/13/2018	270	12,336,993.20	
1417580	1822885	3/13/2018	270	6,762,716.00	
1417583	1822887	3/13/2018	270	5,020,006.50	
1417481	1822786	3/13/2018	270	1,583,121.37	
1417590	1822875	3/13/2018	270	1,357,283.47	
1417610	1822903	3/13/2018	270	1,228,000.00	
1417602	1822880	3/13/2018	270	1,007,378.33	
1417618	182300301	3/13/2018	270	1,000,000.00	
1417603	1822881	3/13/2018	270	748,649.95	
1417547	1822845	3/13/2018	270	535,418.25	
1417545	1822843	3/13/2018	270	410,618.59	
1417483	1822789	3/13/2018	270	320,000.00	
1417546	1822844	3/13/2018	270	221,726.88	
1417532	1822837	3/13/2018	270	177,904.43	
1417479	1822784	3/13/2018	270	90,683.61	
1417589	1822889	3/13/2018	270	89,683.71	
1417594	1822877	3/13/2018	270	83,832.98	
1417581	1822886	3/13/2018	270	70,577.50	
1417489	1822794	3/13/2018	270	61,242.70	
1417460	182700308 AIRS TA	3/13/2018	270	40,201.84	
1417541	1822839	3/13/2018	270	38,656.15	
1417605	1822883	3/13/2018	270	18,164.35	
1417487	1822792	3/13/2018	270	15,925.00	
1417604	1822882	3/13/2018	270	15,192.42	
1417609	1822901	3/13/2018	270	14,768.97	
1417476	1822782	3/13/2018	270	14,485.88	
1417485	1822790	3/13/2018	270	14,010.00	
1417491	1822796	3/13/2018	270	13,600.00	
1417533	1822838	3/13/2018	270	12,237.24	
1417542	1822840	3/13/2018	270	9,777.82	
1417480	1822785	3/13/2018	270	9,439.33	
1417597	1822878	3/13/2018	270	8,755.88	
1417593	1822891	3/13/2018	270	7,324.51	
1417506	1822810	3/13/2018	270	7,005.00	
1417591	1822890	3/13/2018	270	6,439.21	
1417469	1822775	3/13/2018	270	6,334.78	
1417584	1822902	3/13/2018	270	5,890.09	
1417544	1822842	3/13/2018	270	5,581.99	
1417504	1822808	3/13/2018	270	5,338.00	
1417543	1822841	3/13/2018	270	4,728.57	

Run Date: 6/29/2018
 Run Time: 6:24:16PM

Demand Account Activity

Start Date: 7/1/2017 End Date: 6/29/2018

Page: 293
 User: 0

Jnl. Entry	Ref #	Trx. Date	Ledger	Debit Amount	Credit Amount
1417515	182700304	3/13/2018	270	4,185.67	
1417462	182700310 AIRS D€	3/13/2018	270	3,728.32	
1417526	1822833	3/13/2018	270	3,635.00	
1417478	1822783	3/13/2018	270	3,318.39	
1417587	1822888	3/13/2018	270	3,195.83	
1417488	1822793	3/13/2018	270	3,080.00	
1417608	1822900	3/13/2018	270	3,058.17	
1417492	1822797	3/13/2018	270	3,010.00	
1417486	1822791	3/13/2018	270	2,905.00	
1417461	182700309 AIRS D€	3/13/2018	270	1,493.77	
1417473	1822779	3/13/2018	270	1,457.00	
1417531	1822836	3/13/2018	270	1,367.07	
1417505	1822809	3/13/2018	270	1,350.00	
1417539	1822852	3/13/2018	270	1,326.00	
1417527	1822834	3/13/2018	270	1,293.50	
1417567	1822884	3/13/2018	270	1,157.71	
1417595	1822892	3/13/2018	270	900.00	
1417549	1822847	3/13/2018	270	781.00	
1417502	1822806	3/13/2018	270	649.75	
1417535	1822848	3/13/2018	270	579.00	
1417472	1822778	3/13/2018	270	549.90	
1417536	1822849	3/13/2018	270	548.00	
1417229	182700301	3/13/2018	270	518.45	
1417606	1822898	3/13/2018	270	500.00	
1417490	1822795	3/13/2018	270	490.00	
1417503	1822807	3/13/2018	270	440.00	
1417537	1822850	3/13/2018	270	260.00	
1417475	1822781	3/13/2018	270	225.00	
1417538	1822851	3/13/2018	270	165.00	
1417548	1822846	3/13/2018	270	155.00	
1417530	1822835	3/13/2018	270	147.66	
1417501	1822805	3/13/2018	270	135.00	
1417471	1822777	3/13/2018	270	80.00	
1417470	1822776	3/13/2018	270	75.00	
1417474	1822780	3/13/2018	270	75.00	
1417592	1822876	3/13/2018	270	41.94	
1417498	1822802	3/13/2018	270	30.40	
1417499	1822803	3/13/2018	270	30.40	
1417500	1822804	3/13/2018	270	19.20	
1417223	182700301	3/13/2018	270		18.28
1417464	CD ACH Bank Trans	3/13/2018	270		751,000.00
1417514	182700303	3/13/2018	270		4,185.67
1417520	182700307	3/13/2018	270		95,410,537.49
1417463	182700302	3/13/2018	270		13,548,166.24
1417574	182700304	3/13/2018	270		13,857,280.85
1417642	182700307 AIRS TA	3/14/2018	270	39,528,298.02	
1417940	1822931	3/14/2018	270	14,544,217.16	
1418063	182300301	3/14/2018	270	13,000,000.00	
1418057	1823030	3/14/2018	270	11,790,331.92	
1417962	1822939	3/14/2018	270	2,000,000.00	
1417621	1822930	3/14/2018	270	1,601,766.44	
1418048	1823016	3/14/2018	270	1,104,320.32	
1418079	1823056	3/14/2018	270	589,789.47	
1418042	1823014	3/14/2018	270	349,927.78	
1417944	1822925	3/14/2018	270	333,582.77	
1417942	1822943	3/14/2018	270	249,976.49	

Run Date: 6/29/2018
Run Time: 6:24:16PM

Demand Account Activity

Start Date: 7/1/2017 End Date: 6/29/2018

Page: 294
User: 0

Jnl. Entry	Ref #	Trx. Date	Ledger	Debit Amount	Credit Amount
1417959	1822948	3/14/2018	270	200,000.00	
1417950	1822945	3/14/2018	270	143,653.27	
1417939	1822942	3/14/2018	270	128,520.00	
1417956	1822949	3/14/2018	270	101,202.33	
1417970	182700304	3/14/2018	270	99,834.72	
1417941	1822924	3/14/2018	270	83,063.00	
1417947	1822944	3/14/2018	270	73,874.70	
1417623	1822940	3/14/2018	270	56,157.69	
1418047	1823015	3/14/2018	270	42,588.80	
1418056	1823029	3/14/2018	270	39,579.43	
1417943	1822932	3/14/2018	270	37,583.66	
1417953	1822929	3/14/2018	270	32,306.91	
1417958	1822947	3/14/2018	270	30,000.00	
1418077	1823054	3/14/2018	270	29,186.66	
1417960	1822938	3/14/2018	270	27,922.46	
1417946	1822926	3/14/2018	270	25,965.28	
1417850	182700308 AIRS TA	3/14/2018	270	22,169.36	
1417866	182700310 AIRS DE	3/14/2018	270	20,705.24	
1417954	1822946	3/14/2018	270	20,000.00	
1417998	1822974	3/14/2018	270	17,191.83	
1418037	1823009	3/14/2018	270	14,706.11	
1417934	1822941	3/14/2018	270	12,648.56	
1418038	1823010	3/14/2018	270	7,470.71	
1418045	1823025	3/14/2018	270	7,361.26	
1418016	1822985	3/14/2018	270	6,420.00	
1418000	1822975	3/14/2018	270	5,274.00	
1418019	1822987	3/14/2018	270	4,980.00	
1418052	1823024	3/14/2018	270	4,540.00	
1418054	1823026	3/14/2018	270	3,659.00	
1418078	1823055	3/14/2018	270	3,549.23	
1418002	1822976	3/14/2018	270	3,385.00	
1418039	1823011	3/14/2018	270	2,547.88	
1418040	1823012	3/14/2018	270	2,370.64	
1417985	1822961	3/14/2018	270	2,315.00	
1418004	1822977	3/14/2018	270	2,170.00	
1417992	1822968	3/14/2018	270	2,117.00	
1417938	1822923	3/14/2018	270	1,697.50	
1417951	1822928	3/14/2018	270	1,560.00	
1417952	1822935	3/14/2018	270	1,504.54	
1417955	1822936	3/14/2018	270	1,480.93	
1418036	1823008	3/14/2018	270	1,464.37	
1417982	1822960	3/14/2018	270	1,391.50	
1418015	1822984	3/14/2018	270	1,260.00	
1417935	1822920	3/14/2018	270	1,150.00	
1418014	1822983	3/14/2018	270	1,135.00	
1417936	1822921	3/14/2018	270	1,100.00	
1418006	1822978	3/14/2018	270	1,027.68	
1418059	1823041	3/14/2018	270	955.80	
1417993	1822969	3/14/2018	270	951.98	
1417994	1822970	3/14/2018	270	645.00	
1417986	1822962	3/14/2018	270	600.00	
1417933	1822919	3/14/2018	270	570.00	
1418041	1823013	3/14/2018	270	556.75	
1417865	182700309 AIRS DE	3/14/2018	270	553.01	
1417635	1822918	3/14/2018	270	550.00	
1417995	1822971	3/14/2018	270	515.00	

Run Date: 6/29/2018
 Run Time: 6:24:16PM

Demand Account Activity

Page: 295
 User: 0

Start Date: 7/1/2017 End Date: 6/29/2018

Jnl. Entry	Ref #	Trx. Date	Ledger	Debit Amount	Credit Amount
1417957	1822937	3/14/2018	270	510.62	
1417937	1822922	3/14/2018	270	510.00	
1417996	1822972	3/14/2018	270	462.00	
1418017	1822986	3/14/2018	270	400.00	
1417987	1822963	3/14/2018	270	335.00	
1417948	1822927	3/14/2018	270	320.00	
1417945	1822933	3/14/2018	270	317.96	
1418071	1823043	3/14/2018	270	305.00	
1417988	1822964	3/14/2018	270	245.00	
1417989	1822965	3/14/2018	270	215.00	
1417949	1822934	3/14/2018	270	174.30	
1417633	182700302	3/14/2018	270	150.00	
1418013	1822982	3/14/2018	270	130.00	
1417990	1822966	3/14/2018	270	85.00	
1418070	1823042	3/14/2018	270	81.50	
1417991	1822967	3/14/2018	270	71.00	
1417997	1822973	3/14/2018	270	70.69	
1418008	1822979	3/14/2018	270	38.00	
1418009	1822980	3/14/2018	270	38.00	
1418035	1823007	3/14/2018	270	27.70	
1418011	1822981	3/14/2018	270	24.00	
1418072	1823044	3/14/2018	270	8.50	
1417629	CD ACH Bank Trans	3/14/2018	270		721,000.00
1417967	182700301	3/14/2018	270		28,787,960.00
1417969	182700303	3/14/2018	270		99,834.72
1418046	182700305	3/14/2018	270		26,401,715.83
1417632	182700301	3/14/2018	270		14,544,217.16
1417868	182700303	3/14/2018	270		11,279,803.75
1418053	182700306	3/14/2018	270		4,000,000.00
1419152	1823173	3/15/2018	270	63,986,036.96	
1419197	182600301	3/15/2018	270	47,000,000.00	
1419073	1823105	3/15/2018	270	11,161,362.17	
1419115	182700307 AIRS TA	3/15/2018	270	10,009,288.53	
1419187	1823172	3/15/2018	270	1,005,034.01	
1419178	182300301	3/15/2018	270	1,000,000.00	
1419059	1823100	3/15/2018	270	924,774.75	
1419191	1823174	3/15/2018	270	778,425.60	
1419137	1823140	3/15/2018	270	532,040.80	
1419175	1823178	3/15/2018	270	374,470.75	
1419063	1823083	3/15/2018	270	319,976.79	
1419136	1823139	3/15/2018	270	206,995.50	
1419067	1823084	3/15/2018	270	185,989.66	
1419066	1823102	3/15/2018	270	174,311.21	
1419095	1823185	3/15/2018	270	153,453.21	
1418101	CD ACH Bank Trans	3/15/2018	270	100,000.00	
1419174	1823177	3/15/2018	270	96,049.13	
1419116	182700308 AIRS TA	3/15/2018	270	82,288.68	
1419078	1823078	3/15/2018	270	60,251.00	
1419142	1823145	3/15/2018	270	57,582.07	
1419188	1823186	3/15/2018	270	52,888.61	
1419135	1823138	3/15/2018	270	37,157.50	
1419184	1823168	3/15/2018	270	36,008.23	
1419072	1823086	3/15/2018	270	21,964.00	
1419171	1823169	3/15/2018	270	18,629.42	
1419121	182700304	3/15/2018	270	15,370.56	
1419087	1823112	3/15/2018	270	12,859.10	

Run Date: 6/29/2018
 Run Time: 6:24:16PM

Demand Account Activity

Page: 296
 User: 0

Start Date: 7/1/2017 End Date: 6/29/2018

Jnl. Entry	Ref #	Trx. Date	Ledger	Debit Amount	Credit Amount
1419076	1823088	3/15/2018	270	12,650.00	
1419172	1823175	3/15/2018	270	11,808.52	
1419088	1823113	3/15/2018	270	11,722.00	
1419077	1823106	3/15/2018	270	11,200.00	
1419134	1823137	3/15/2018	270	9,970.00	
1419185	1823170	3/15/2018	270	8,868.71	
1419146	1823149	3/15/2018	270	8,773.07	
1419141	1823144	3/15/2018	270	8,501.81	
1418094	1823063	3/15/2018	270	7,966.04	
1419186	1823171	3/15/2018	270	6,015.77	
1419198	1823183	3/15/2018	270	3,202.50	
1419139	1823142	3/15/2018	270	3,110.00	
1419074	1823087	3/15/2018	270	2,470.00	
1418092	1823061	3/15/2018	270	2,318.54	
1419054	1823090	3/15/2018	270	2,165.50	
1419118	182700310 AIRS DE	3/15/2018	270	2,106.12	
1419046	1823089	3/15/2018	270	2,060.00	
1419071	1823085	3/15/2018	270	1,820.00	
1419144	1823147	3/15/2018	270	1,406.49	
1418096	1823065	3/15/2018	270	848.81	
1419140	1823143	3/15/2018	270	832.50	
1419057	1823092	3/15/2018	270	654.00	
1419117	182700309 AIRS DE	3/15/2018	270	620.67	
1419062	1823101	3/15/2018	270	461.23	
1419101	182700301	3/15/2018	270	261.88	
1419086	1823111	3/15/2018	270	260.00	
1418093	1823062	3/15/2018	270	255.27	
1418098	1823067	3/15/2018	270	229.14	
1419202	1823192	3/15/2018	270	225.00	
1419132	1823136	3/15/2018	270	200.00	
1418097	1823066	3/15/2018	270	165.39	
1419143	1823146	3/15/2018	270	150.68	
1419201	1823191	3/15/2018	270	150.00	
1419053	1823098	3/15/2018	270	114.45	
1823091	1823091	3/15/2018	270	110.00	
1419173	1823176	3/15/2018	270	107.75	
1419145	1823148	3/15/2018	270	99.49	
1419064	1823094	3/15/2018	270	91.20	
1419065	1823095	3/15/2018	270	91.20	
1419061	1823093	3/15/2018	270	80.00	
1419203	1823193	3/15/2018	270	75.00	
1419070	1823103	3/15/2018	270	66.75	
1419068	1823096	3/15/2018	270	57.60	
1419055	1823099	3/15/2018	270	56.78	
1419089	1823114	3/15/2018	270	48.50	
1419084	1823110	3/15/2018	270	40.00	
1419069	1823097	3/15/2018	270	21.65	
1418095	1823064	3/15/2018	270	20.61	
1419138	1823141	3/15/2018	270	20.01	
1418100	CD ACH Bank Trans	3/15/2018	270		9,757,758.00
1419114	DFA EFT REV 3/15/	3/15/2018	270		19,587.70
1419102	182700302	3/15/2018	270		6,230,412.64
1419103	182700303	3/15/2018	270		820,450.06
1419163	182700305	3/15/2018	270		15,370.56
1419164	182700306	3/15/2018	270		86,181,713.48
1419168	182700311	3/15/2018	270		36,011,281.64

Run Date: 6/29/2018
Run Time: 6:24:16PM

Demand Account Activity

Start Date: 7/1/2017 End Date: 6/29/2018

Page: 297
User: 0

Jnl. Entry	Ref #	Trx. Date	Ledger	Debit Amount	Credit Amount
1419622	182700307 AIRS TA	3/16/2018	270	112,990,320.45	
1419698	182700312	3/16/2018	270	98,355,215.10	
1419780	183000304	3/16/2018	270	22,000,000.00	
1419587	1823211	3/16/2018	270	4,593,992.41	
1419724	1823297	3/16/2018	270	2,211,893.52	
1419705	1823296	3/16/2018	270	1,256,712.41	
1419585	1823209	3/16/2018	270	391,000.00	
1419621	1823225	3/16/2018	270	328,346.29	
1419607	182700303	3/16/2018	270	289,030.05	
1419214	CD ACH Bank Trans	3/16/2018	270	270,000.00	
1419763	1823362	3/16/2018	270	222,573.11	
1419679	1823273	3/16/2018	270	183,483.27	
1419730	1823298	3/16/2018	270	168,911.49	
1419624	1823226	3/16/2018	270	90,608.00	
1419722	1823335	3/16/2018	270	81,537.48	
1419682	1823276	3/16/2018	270	69,769.40	
1419703	1823293	3/16/2018	270	41,792.06	
1419630	1823230	3/16/2018	270	30,803.67	
1419704	1823294	3/16/2018	270	30,046.88	
1419681	1823275	3/16/2018	270	24,480.83	
1419633	1823231	3/16/2018	270	24,417.02	
1419721	1823334	3/16/2018	270	23,703.05	
1419694	1823287	3/16/2018	270	20,744.06	
1419717	1823295	3/16/2018	270	20,253.68	
1419644	1823242	3/16/2018	270	18,665.26	
1419697	182700311	3/16/2018	270	18,565.56	
1419634	1823232	3/16/2018	270	18,115.00	
1419714	1823328	3/16/2018	270	15,357.91	
1419602	1823223	3/16/2018	270	15,000.00	
1419720	1823333	3/16/2018	270	14,611.92	
1419582	1823206	3/16/2018	270	12,709.77	
1419715	1823329	3/16/2018	270	12,484.63	
1419588	1823212	3/16/2018	270	11,032.75	
1419581	1823205	3/16/2018	270	10,916.64	
1419640	1823238	3/16/2018	270	9,204.49	
1419580	1823204	3/16/2018	270	8,856.00	
1419716	1823330	3/16/2018	270	8,569.05	
1419641	1823239	3/16/2018	270	7,233.65	
1419692	1823285	3/16/2018	270	7,166.00	
1419625	182700309 AIRS DE	3/16/2018	270	6,861.20	
1419690	1823283	3/16/2018	270	6,430.00	
1419604	1823224	3/16/2018	270	5,733.00	
1419718	1823331	3/16/2018	270	5,566.53	
1419626	1823227	3/16/2018	270	5,558.72	
1419719	1823332	3/16/2018	270	4,663.73	
1419701	1823291	3/16/2018	270	4,181.95	
1419695	1823288	3/16/2018	270	4,081.75	
1419764	1823325	3/16/2018	270	3,820.51	
1419680	1823274	3/16/2018	270	3,555.11	
1419693	1823286	3/16/2018	270	3,533.27	
1419759	1823350	3/16/2018	270	3,468.80	
1419766	1823326	3/16/2018	270	3,421.64	
1419702	1823292	3/16/2018	270	3,325.00	
1419594	1823217	3/16/2018	270	3,237.70	
1419713	1823327	3/16/2018	270	2,505.39	
1419782	1823315	3/16/2018	270	2,450.00	

Run Date: 6/29/2018
 Run Time: 6:24:16PM

Demand Account Activity

Start Date: 7/1/2017 End Date: 6/29/2018

Page: 298
 User: 0

Jnl. Entry	Ref #	Trx. Date	Ledger	Debit Amount	Credit Amount
1419623	182700308 AIRS TA	3/16/2018	270	2,380.20	
1419595	1823218	3/16/2018	270	2,358.26	
1419584	1823208	3/16/2018	270	2,247.00	
1419586	1823210	3/16/2018	270	2,189.59	
1419642	1823240	3/16/2018	270	1,647.50	
1419688	1823281	3/16/2018	270	1,352.00	
1419689	1823282	3/16/2018	270	1,250.00	
1419754	1823322	3/16/2018	270	1,217.75	
1419696	1823289	3/16/2018	270	1,136.54	
1419627	1823228	3/16/2018	270	786.94	
1419784	1823316	3/16/2018	270	782.50	
1419757	1823323	3/16/2018	270	650.00	
1419691	1823284	3/16/2018	270	580.00	
1419712	1823358	3/16/2018	270	569.85	
1419760	1823324	3/16/2018	270	550.00	
1419596	1823219	3/16/2018	270	515.00	
1419583	1823207	3/16/2018	270	510.00	
1419699	1823290	3/16/2018	270	465.93	
1419597	1823220	3/16/2018	270	444.00	
1419598	1823221	3/16/2018	270	439.00	
1419600	1823222	3/16/2018	270	420.00	
1419643	1823241	3/16/2018	270	368.74	
1419740	1823317	3/16/2018	270	350.00	
1419605	182700302	3/16/2018	270	289.69	
1419628	1823229	3/16/2018	270	172.05	
1419635	1823233	3/16/2018	270	158.32	
1419687	1823280	3/16/2018	270	130.00	
1419590	1823213	3/16/2018	270	110.00	
1419636	1823234	3/16/2018	270	107.64	
1419761	1823351	3/16/2018	270	100.00	
1419591	1823214	3/16/2018	270	85.00	
1419592	1823215	3/16/2018	270	70.00	
1419683	1823277	3/16/2018	270	60.80	
1419684	1823278	3/16/2018	270	60.80	
1419637	1823235	3/16/2018	270	46.60	
1419593	1823216	3/16/2018	270	40.00	
1419686	1823279	3/16/2018	270	38.40	
1419638	1823236	3/16/2018	270	26.96	
1419743	1823318	3/16/2018	270	12.00	
1419747	1823319	3/16/2018	270	4.00	
1419749	1823320	3/16/2018	270	4.00	
1419751	1823321	3/16/2018	270	4.00	
1419639	1823237	3/16/2018	270	2.81	
1419213	CD ACH Bank Trans	3/16/2018	270		1,937,000.00
1419632	DFA EFT REV 3/16/	3/16/2018	270		10,215.25
1419603	182700301	3/16/2018	270		4,593,992.41
1419608	182700304	3/16/2018	270		10,781,762.40
1419648	184700301	3/16/2018	270		63,000,000.00
1419649	182700310	3/16/2018	270		18,565.56
1419700	182700313	3/16/2018	270		162,956,247.58
1420222	182700320	3/19/2018	270	92,000,000.00	
1420145	182700301 EFT AIR	3/19/2018	270	55,968,706.88	
1420260	182700321	3/19/2018	270	25,000,000.00	
1420211	1823461	3/19/2018	270	2,385,510.34	
1420212	1823457	3/19/2018	270	1,251,623.44	
1420097	1823377	3/19/2018	270	652,643.72	

Run Date: 6/29/2018
Run Time: 6:24:16PM

Demand Account Activity

Start Date: 7/1/2017 End Date: 6/29/2018

Page: 299
User: 0

Jnl. Entry	Ref #	Trx. Date	Ledger	Debit Amount	Credit Amount
1420237	1823489	3/19/2018	270	564,120.36	
1420177	1823430	3/19/2018	270	288,630.84	
1420154	182700308	3/19/2018	270	197,337.03	
1420179	1823432	3/19/2018	270	181,383.98	
1420213	1823458	3/19/2018	270	180,816.30	
1420132	CD ACH Bank Trans	3/19/2018	270	172,404.42	
1420226	1823462	3/19/2018	270	167,565.58	
1420110	1823390	3/19/2018	270	109,969.16	
1420224	1823460	3/19/2018	270	87,726.20	
1420235	1823488	3/19/2018	270	72,400.15	
1420219	1823459	3/19/2018	270	68,544.03	
1420119	1823399	3/19/2018	270	67,196.46	
1420114	1823394	3/19/2018	270	63,576.93	
1420146	182700302AIRS CC	3/19/2018	270	58,785.47	
1420216	1823454	3/19/2018	270	52,129.77	
1420115	1823395	3/19/2018	270	49,633.40	
1420262	1823502	3/19/2018	270	48,676.10	
1420116	1823396	3/19/2018	270	31,229.65	
1420169	1823456	3/19/2018	270	24,382.06	
1420117	1823397	3/19/2018	270	15,380.81	
1420118	1823398	3/19/2018	270	14,831.72	
1420149	182700304IRPCC A	3/19/2018	270	13,561.34	
1420178	1823431	3/19/2018	270	12,031.32	
1420185	182700314	3/19/2018	270	11,664.86	
1420227	1823463	3/19/2018	270	11,463.19	
1420180	1823433	3/19/2018	270	10,440.44	
1420111	1823391	3/19/2018	270	10,144.56	
1420112	1823392	3/19/2018	270	9,032.27	
1420173	1823426	3/19/2018	270	6,313.07	
1420243	1823492	3/19/2018	270	5,310.65	
1420109	1823389	3/19/2018	270	5,200.00	
1420215	1823453	3/19/2018	270	4,583.20	
1420107	1823387	3/19/2018	270	4,449.00	
1420113	1823393	3/19/2018	270	3,944.81	
1420176	1823429	3/19/2018	270	3,349.17	
1420257	1823487	3/19/2018	270	2,939.75	
1420160	1823415	3/19/2018	270	2,785.00	
1420175	1823428	3/19/2018	270	2,373.45	
1420174	1823427	3/19/2018	270	2,200.00	
1420165	1823420	3/19/2018	270	2,164.10	
1420214	1823452	3/19/2018	270	2,155.23	
1420217	1823455	3/19/2018	270	2,123.37	
1420105	1823385	3/19/2018	270	2,062.00	
1420120	1823405	3/19/2018	270	1,899.08	
1420148	182700303IFTA CC	3/19/2018	270	1,539.21	
1420166	1823421	3/19/2018	270	1,098.37	
1420241	1823491	3/19/2018	270	1,072.33	
1420108	1823388	3/19/2018	270	1,010.00	
1420161	1823416	3/19/2018	270	967.50	
1420103	1823383	3/19/2018	270	941.00	
1420181	1823434	3/19/2018	270	850.21	
1420267	1823503	3/19/2018	270	840.00	
1420239	1823490	3/19/2018	270	736.06	
1420104	1823384	3/19/2018	270	660.00	
1420150	182700305	3/19/2018	270	485.00	
1420168	1823423	3/19/2018	270	469.00	

Run Date: 6/29/2018
 Run Time: 6:24:16PM

Demand Account Activity

Page: 300
 User: 0

Start Date: 7/1/2017 End Date: 6/29/2018

Jnl. Entry	Ref #	Trx. Date	Ledger	Debit Amount	Credit Amount
1420151	1823422	3/19/2018	270	434.00	
1420106	1823386	3/19/2018	270	370.00	
1420172	1823425	3/19/2018	270	185.00	
1420170	1823424	3/19/2018	270	160.00	
1420102	1823382	3/19/2018	270	160.00	
1420162	1823417	3/19/2018	270	151.50	
1420163	1823418	3/19/2018	270	50.00	
1420164	1823419	3/19/2018	270	40.00	
1420099	1823379	3/19/2018	270	38.00	
1420100	1823380	3/19/2018	270	38.00	
1420098	1823378	3/19/2018	270	33.95	
1420101	1823381	3/19/2018	270	24.00	
1420131	CD ACH Bank Trans	3/19/2018	270		1,962,000.00
1420130	8007646 EFT REV C	3/19/2018	270		7,894.29
1420150	182700305	3/19/2018	270		0.17
1420152	182700306	3/19/2018	270		50,000,000.00
1420153	182700307	3/19/2018	270		7,862,936.59
1420158	182700312	3/19/2018	270		106,007,391.11
1420171	182700314	3/19/2018	270		5,445,322.22
1420187	182700315	3/19/2018	270		11,664.86
1420265	182700322	3/19/2018	270		8,845,650.30
1420771	182700301AIRS EF	3/20/2018	270	30,413,242.08	
1420887	182700326	3/20/2018	270	11,000,000.00	
1420779	182700309	3/20/2018	270	2,700,000.00	
1420874	1823578	3/20/2018	270	1,963,872.23	
1420886	1823621	3/20/2018	270	1,714,619.46	
1420871	1823576	3/20/2018	270	1,063,109.92	
1420777	182700307	3/20/2018	270	1,000,000.00	
1420872	1823577	3/20/2018	270	520,049.84	
1420825	1823558	3/20/2018	270	285,000.00	
1420857	1823573	3/20/2018	270	257,324.12	
1420882	1823581	3/20/2018	270	240,887.18	
1420896	1823622	3/20/2018	270	228,998.96	
1420746	1823582	3/20/2018	270	114,747.94	
1420838	1823585	3/20/2018	270	81,855.82	
1420836	1823583	3/20/2018	270	60,924.48	
1420818	1823551	3/20/2018	270	51,887.29	
1420772	182700302CC AIRS	3/20/2018	270	44,964.37	
1420817	1823550	3/20/2018	270	40,281.00	
1420864	1823574	3/20/2018	270	34,020.00	
1420837	1823584	3/20/2018	270	28,171.11	
1420868	1823575	3/20/2018	270	27,716.54	
1420894	1823635	3/20/2018	270	27,194.86	
1420846	1823593	3/20/2018	270	20,680.65	
1420839	1823586	3/20/2018	270	15,986.51	
1420843	1823590	3/20/2018	270	15,670.20	
1420824	1823557	3/20/2018	270	15,293.63	
1420819	1823552	3/20/2018	270	14,681.96	
1420794	1823556	3/20/2018	270	13,334.65	
1420878	1823579	3/20/2018	270	12,891.48	
1420891	1823632	3/20/2018	270	10,125.00	
1420774	182700304IRPCC A	3/20/2018	270	9,845.83	
1420892	1823633	3/20/2018	270	9,637.47	
1420840	1823587	3/20/2018	270	7,197.07	
1420823	1823555	3/20/2018	270	7,083.66	
1420821	1823554	3/20/2018	270	6,711.63	

Run Date: 6/29/2018
 Run Time: 6:24:16PM

Demand Account Activity

Start Date: 7/1/2017 End Date: 6/29/2018

Page: 301
 User: 0

Jnl. Entry	Ref #	Trx. Date	Ledger	Debit Amount	Credit Amount
1420815	1823548	3/20/2018	270	5,993.16	
1420814	1823547	3/20/2018	270	5,780.06	
1420813	1823546	3/20/2018	270	5,745.10	
1420897	1823623	3/20/2018	270	5,610.00	
1420899	1823625	3/20/2018	270	4,599.00	
1420812	1823545	3/20/2018	270	3,541.53	
1420844	1823591	3/20/2018	270	3,270.00	
1420888	1823618	3/20/2018	270	3,170.00	
1420802	1823535	3/20/2018	270	3,102.00	
1420799	1823532	3/20/2018	270	2,000.00	
1420811	1823544	3/20/2018	270	1,924.90	
1420820	1823553	3/20/2018	270	1,854.01	
1420810	1823543	3/20/2018	270	1,662.74	
1420809	1823542	3/20/2018	270	1,544.30	
1420816	1823549	3/20/2018	270	1,308.00	
1420880	1823580	3/20/2018	270	1,110.94	
1420898	1823624	3/20/2018	270	1,080.00	
1420773	182700303IFTA CC	3/20/2018	270	1,049.16	
1420901	1823627	3/20/2018	270	966.00	
1420890	1823620	3/20/2018	270	910.52	
1420800	1823533	3/20/2018	270	880.00	
1420893	1823634	3/20/2018	270	779.55	
1420889	1823619	3/20/2018	270	750.00	
1420881	1823617	3/20/2018	270	710.00	
1420842	1823589	3/20/2018	270	698.33	
1420845	1823592	3/20/2018	270	660.00	
1420798	1823531	3/20/2018	270	585.58	
1420803	1823536	3/20/2018	270	549.90	
1420805	1823538	3/20/2018	270	494.45	
1420801	1823534	3/20/2018	270	475.00	
1420900	1823626	3/20/2018	270	370.00	
1420807	1823540	3/20/2018	270	300.00	
1420808	1823541	3/20/2018	270	250.00	
1420806	1823539	3/20/2018	270	226.75	
1420775	182700305	3/20/2018	270	178.14	
1420841	1823588	3/20/2018	270	166.29	
1420902	1823628	3/20/2018	270	160.00	
1420903	1823629	3/20/2018	270	98.80	
1420904	1823630	3/20/2018	270	98.80	
1420804	1823537	3/20/2018	270	75.00	
1420905	1823631	3/20/2018	270	62.40	
1420775	182700305	3/20/2018	270	19.92	
1420747	CD ACH Bank Trans	3/20/2018	270		2,001,000.00
1420783	8007647 EFT REV C	3/20/2018	270		15,018.57
1420776	182700306	3/20/2018	270		12,641,211.42
1420780	182700310	3/20/2018	270		2,700,000.00
1420782	182700312	3/20/2018	270		10,453,333.33
1420850	182700316	3/20/2018	270		24,080,196.72
1421361	Back Out Journal Er	3/21/2018	270	142,000,000.00	
1421225	CD ACH Bank Trans	3/21/2018	270	101,000,000.00	
1421252	182700301EFT AIR!	3/21/2018	270	83,857,702.47	
1421364	1823750	3/21/2018	270	8,849,265.02	
1421333	1823719	3/21/2018	270	3,504,475.51	
1421259	182700308	3/21/2018	270	1,463,413.16	
1421324	1823716	3/21/2018	270	1,353,712.09	
1421277	1823690	3/21/2018	270	949,907.33	

Run Date: 6/29/2018
 Run Time: 6:24:16PM

Demand Account Activity

Page: 302
 User: 0

Start Date: 7/1/2017 End Date: 6/29/2018

Jnl. Entry	Ref #	Trx. Date	Ledger	Debit Amount	Credit Amount
1421328	1823717	3/21/2018	270	212,645.96	
1421291	1823694	3/21/2018	270	168,700.00	
1421292	1823676	3/21/2018	270	124,412.00	
1421285	1823692	3/21/2018	270	105,693.00	
1421289	1823693	3/21/2018	270	85,461.11	
1421293	1823677	3/21/2018	270	79,563.78	
1421331	1823718	3/21/2018	270	76,035.02	
1421304	1823683	3/21/2018	270	72,553.88	
1421297	1823679	3/21/2018	270	66,112.30	
1421365	1823751	3/21/2018	270	50,334.89	
1421302	1823682	3/21/2018	270	36,205.51	
1421253	182700302CC AIRS	3/21/2018	270	33,563.82	
1421307	1823685	3/21/2018	270	29,250.00	
1421305	1823684	3/21/2018	270	20,000.00	
1421337	182700315	3/21/2018	270	14,882.78	
1421280	1823691	3/21/2018	270	14,635.84	
1421339	1823722	3/21/2018	270	10,971.76	
1421369	Correct Journal Entr	3/21/2018	270	8,957.78	
1421300	1823681	3/21/2018	270	7,649.91	
1421355	1823748	3/21/2018	270	7,504.25	
1421272	1823688	3/21/2018	270	5,763.19	
1421273	1823667	3/21/2018	270	4,740.00	
1421346	1823724	3/21/2018	270	4,536.83	
1421340	1823723	3/21/2018	270	4,315.27	
1421276	1823669	3/21/2018	270	3,837.00	
1421310	1823686	3/21/2018	270	2,316.05	
1421298	1823680	3/21/2018	270	2,305.67	
1421357	1823728	3/21/2018	270	1,995.00	
1421287	1823721	3/21/2018	270	1,983.20	
1421348	1823725	3/21/2018	270	1,944.00	
1421303	1823699	3/21/2018	270	1,783.95	
1421279	1823671	3/21/2018	270	1,110.00	
1421296	1823696	3/21/2018	270	960.00	
1421294	1823695	3/21/2018	270	935.00	
1421274	1823668	3/21/2018	270	900.00	
1421299	1823697	3/21/2018	270	750.00	
1421301	1823698	3/21/2018	270	380.00	
1421278	1823670	3/21/2018	270	310.00	
1421256	182700305	3/21/2018	270	297.84	
1421354	1823727	3/21/2018	270	290.00	
1421295	1823678	3/21/2018	270	225.00	
1421351	1823726	3/21/2018	270	224.70	
1421270	1823687	3/21/2018	270	166.50	
1421284	1823672	3/21/2018	270	110.00	
1421254	182700303IFTA CC	3/21/2018	270	104.30	
1421341	1823720	3/21/2018	270	45.11	
1421286	1823673	3/21/2018	270	22.80	
1421288	1823674	3/21/2018	270	22.80	
1421290	1823675	3/21/2018	270	14.40	
1421275	1823689	3/21/2018	270	0.91	
1421224	CD ACH Bank Trans	3/21/2018	270		7,005,000.00
1421267	8007648 EFT REV C	3/21/2018	270		47,002.95
1421257	182700306	3/21/2018	270		949,907.33
1421260	182700309	3/21/2018	270		6,308,310.29
1421281	182700310	3/21/2018	270		14,882.78
1421332	182700313	3/21/2018	270		22,885,593.77

Run Date: 6/29/2018
 Run Time: 6:24:16PM

Demand Account Activity

Start Date: 7/1/2017 End Date: 6/29/2018

Page: 303
 User: 0

Jnl. Entry	Ref #	Trx. Date	Ledger	Debit Amount	Credit Amount
1421338	182700320	3/21/2018	270		28,381,700.59
1421367	182700331	3/21/2018	270		142,000,000.00
1421362	182700331	3/21/2018	270		137,000,000.00
1421700	182700301EFT AIR:	3/22/2018	270	69,358,588.00	
1421807	1823841	3/22/2018	270	61,671,641.25	
1421778	182700332	3/22/2018	270	42,000,000.00	
1421860	182700331	3/22/2018	270	25,000,000.00	
1421750	1823793	3/22/2018	270	236,623.00	
1421756	1823787	3/22/2018	270	99,956.44	
1421761	1823798	3/22/2018	270	96,606.62	
1421702	182700302CC AIRS	3/22/2018	270	86,050.64	
1421809	1823814	3/22/2018	270	74,000.00	
1421755	1823795	3/22/2018	270	57,356.22	
1421806	1823840	3/22/2018	270	54,941.27	
1421827	1823852	3/22/2018	270	28,911.00	
1421811	1823816	3/22/2018	270	27,770.09	
1421803	1823839	3/22/2018	270	21,111.53	
1421753	1823794	3/22/2018	270	20,894.03	
1421812	1823817	3/22/2018	270	20,771.50	
1421742	1823778	3/22/2018	270	16,395.00	
1421828	1823853	3/22/2018	270	12,584.00	
1421704	182700304IRPCC A	3/22/2018	270	11,533.43	
1421744	1823780	3/22/2018	270	10,740.00	
1421757	1823796	3/22/2018	270	10,213.57	
1421813	1823818	3/22/2018	270	8,632.93	
1421765	1823800	3/22/2018	270	8,212.04	
1421760	1823789	3/22/2018	270	7,588.00	
1421851	1823879	3/22/2018	270	6,127.84	
1421758	1823788	3/22/2018	270	5,835.00	
1421759	1823797	3/22/2018	270	4,546.67	
1421785	1823822	3/22/2018	270	4,290.60	
1421849	1823873	3/22/2018	270	4,174.76	
1421779	182700315	3/22/2018	270	4,159.17	
1421780	1823820	3/22/2018	270	4,153.75	
1421855	1823881	3/22/2018	270	4,087.75	
1421748	1823792	3/22/2018	270	4,071.21	
1421770	1823819	3/22/2018	270	3,993.00	
1421782	1823821	3/22/2018	270	2,531.38	
1421850	1823874	3/22/2018	270	2,525.56	
1421853	1823880	3/22/2018	270	2,452.38	
1421703	182700303IFTA CC	3/22/2018	270	2,257.57	
1421799	1823838	3/22/2018	270	2,120.00	
1421732	1823790	3/22/2018	270	2,095.00	
1421746	1823781	3/22/2018	270	2,040.00	
1421810	1823815	3/22/2018	270	1,959.86	
1421752	1823785	3/22/2018	270	1,711.00	
1421852	1823875	3/22/2018	270	1,651.59	
1421743	1823779	3/22/2018	270	1,350.00	
1421823	1823842	3/22/2018	270	1,065.56	
1421825	1823844	3/22/2018	270	996.47	
1421798	1823837	3/22/2018	270	895.00	
1421836	183000333	3/22/2018	270	847.83	
1421854	1823876	3/22/2018	270	836.46	
1421856	1823877	3/22/2018	270	831.37	
1421792	1823825	3/22/2018	270	745.00	
1421790	1823824	3/22/2018	270	555.00	

Run Date: 6/29/2018
 Run Time: 6:24:16PM

Demand Account Activity

Start Date: 7/1/2017 End Date: 6/29/2018

Page: 304
 User: 0

Jnl. Entry	Ref #	Trx. Date	Ledger	Debit Amount	Credit Amount
1421788	1823823	3/22/2018	270	544.00	
1421800	1823828	3/22/2018	270	459.00	
1421795	1823826	3/22/2018	270	438.88	
1421764	1823799	3/22/2018	270	360.65	
1421802	1823830	3/22/2018	270	360.00	
1421824	1823843	3/22/2018	270	332.70	
1421848	1823878	3/22/2018	270	320.00	
1421804	1823831	3/22/2018	270	298.00	
1421801	1823829	3/22/2018	270	295.00	
1421797	1823827	3/22/2018	270	235.00	
1421754	1823786	3/22/2018	270	230.00	
1421793	1823836	3/22/2018	270	200.00	
1421786	1823834	3/22/2018	270	195.00	
1421791	1823835	3/22/2018	270	163.00	
1421784	1823833	3/22/2018	270	125.00	
1421749	1823783	3/22/2018	270	68.40	
1421751	1823784	3/22/2018	270	68.40	
1421773	1823832	3/22/2018	270	60.00	
1421826	1823845	3/22/2018	270	54.94	
1421747	1823782	3/22/2018	270	43.20	
1421745	1823791	3/22/2018	270	33.95	
1421699	CD ACH Bank Trans	3/22/2018	270		8,930,000.00
1421727	8007650 EFT REV C	3/22/2018	270		385,271.07
1421708	182700306	3/22/2018	270		470.15
1421709	182700307	3/22/2018	270		5,585,486.84
1421781	182700316	3/22/2018	270		4,159.17
1421789	182700319	3/22/2018	270		156,899,268.06
1421796	182700330	3/22/2018	270		27,405,467.14
1421858	Back Out Journal Er	3/22/2018	270		847.83
1421869	182700333	3/22/2018	270		847.83
1422359	182700324	3/23/2018	270	140,735,523.99	
1422322	182700330	3/23/2018	270	50,000,000.00	
1422348	Correct Journal Entr	3/23/2018	270	49,000,000.00	
1422178	182700301EFT AIR!	3/23/2018	270	17,861,882.88	
1422335	1824017	3/23/2018	270	8,235,904.94	
1422235	182700307	3/23/2018	270	8,000,000.00	
1422315	1823998	3/23/2018	270	2,434,862.83	
1422285	182700321	3/23/2018	270	1,410,004.84	
1422303	1824004	3/23/2018	270	1,291,235.49	
1422318	1824000	3/23/2018	270	609,817.39	
1422292	1823984	3/23/2018	270	533,955.62	
1422281	1823971	3/23/2018	270	434,755.82	
1422345	1824035	3/23/2018	270	424,784.42	
1422340	1824034	3/23/2018	270	328,517.98	
1422326	1824001	3/23/2018	270	311,873.89	
1422228	1824002	3/23/2018	270	301,464.05	
1422349	1824036	3/23/2018	270	256,876.36	
1422330	1824031	3/23/2018	270	178,549.44	
1422321	1824003	3/23/2018	270	176,186.00	
1422293	1823985	3/23/2018	270	128,525.79	
1422341	1824018	3/23/2018	270	103,553.98	
1422309	1823997	3/23/2018	270	102,237.45	
1422338	1824026	3/23/2018	270	86,843.32	
1422226	1823928	3/23/2018	270	80,718.00	
1422209	1823914	3/23/2018	270	54,602.06	
1422339	1824027	3/23/2018	270	52,583.98	

Run Date: 6/29/2018
 Run Time: 6:24:16PM

Demand Account Activity

Page: 305
 User: 0

Start Date: 7/1/2017 End Date: 6/29/2018

Jnl. Entry	Ref #	Trx. Date	Ledger	Debit Amount	Credit Amount
1422286	1823972	3/23/2018	270	50,599.02	
1422186	182700302CC AIRS	3/23/2018	270	47,776.53	
1422342	1824028	3/23/2018	270	39,446.40	
1422207	1823913	3/23/2018	270	32,685.52	
1422198	1823910	3/23/2018	270	30,109.49	
1422351	1824037	3/23/2018	270	29,012.00	
1422201	1823911	3/23/2018	270	26,021.24	
1422324	1823999	3/23/2018	270	18,275.93	
1422204	1823921	3/23/2018	270	13,601.35	
1422181	1823920	3/23/2018	270	13,459.83	
1422210	1823922	3/23/2018	270	13,271.89	
1422203	1823912	3/23/2018	270	11,100.00	
1422346	1824030	3/23/2018	270	9,807.40	
1422311	1824005	3/23/2018	270	8,988.00	
1422219	1823918	3/23/2018	270	7,218.17	
1422213	1823916	3/23/2018	270	6,622.11	
1422288	1823974	3/23/2018	270	6,486.06	
1422294	1823986	3/23/2018	270	5,581.99	
1422252	1823947	3/23/2018	270	5,545.00	
1422250	1823945	3/23/2018	270	5,365.00	
1422295	1823987	3/23/2018	270	4,728.58	
1422297	1823988	3/23/2018	270	4,101.11	
1422352	1824038	3/23/2018	270	3,442.56	
1422343	1824029	3/23/2018	270	3,261.34	
1422189	182700303IRPCC A	3/23/2018	270	3,227.74	
1422334	1824024	3/23/2018	270	3,068.18	
1422287	1823973	3/23/2018	270	3,026.24	
1422353	1824040	3/23/2018	270	2,752.00	
1422354	1824039	3/23/2018	270	2,160.13	
1422211	1823915	3/23/2018	270	2,143.16	
1422312	1824006	3/23/2018	270	2,057.64	
1422306	1823995	3/23/2018	270	2,030.00	
1422254	1823949	3/23/2018	270	1,959.00	
1422333	1824032	3/23/2018	270	1,790.59	
1422299	1823989	3/23/2018	270	1,588.63	
1422331	1824016	3/23/2018	270	1,542.70	
1422336	1824025	3/23/2018	270	1,450.00	
1422332	1824023	3/23/2018	270	1,323.69	
1422337	1824033	3/23/2018	270	1,315.00	
1422291	1823990	3/23/2018	270	1,259.99	
1422275	182700314	3/23/2018	270	1,169.73	
1422259	1823954	3/23/2018	270	1,136.06	
1422253	1823948	3/23/2018	270	1,070.00	
1422298	1823991	3/23/2018	270	756.00	
1422308	1823996	3/23/2018	270	655.00	
1422327	1824022	3/23/2018	270	641.38	
1422301	1823992	3/23/2018	270	546.95	
1422251	1823946	3/23/2018	270	450.00	
1422289	1823975	3/23/2018	270	434.48	
1422269	182700312	3/23/2018	270	388.60	
1422255	1823950	3/23/2018	270	190.00	
1422317	1824009	3/23/2018	270	150.00	
1422197	182700305	3/23/2018	270	145.00	
1422319	1824010	3/23/2018	270	123.00	
1422220	1823926	3/23/2018	270	107.00	
1422217	1823925	3/23/2018	270	80.75	

Run Date: 6/29/2018
 Run Time: 6:24:16PM

Demand Account Activity

Start Date: 7/1/2017 End Date: 6/29/2018

Page: 306
 User: 0

Jnl. Entry	Ref #	Trx. Date	Ledger	Debit Amount	Credit Amount
1422320	1824011	3/23/2018	270	75.00	
1422316	1824008	3/23/2018	270	70.00	
1422314	1824007	3/23/2018	270	62.69	
1422222	1823919	3/23/2018	270	60.00	
1422224	1823927	3/23/2018	270	38.25	
1422302	1823993	3/23/2018	270	37.34	
1422212	1823923	3/23/2018	270	36.83	
1422304	1823994	3/23/2018	270	36.14	
1422350	1824021	3/23/2018	270	36.00	
1422214	1823924	3/23/2018	270	30.00	
1422347	1824020	3/23/2018	270	16.00	
1422256	1823951	3/23/2018	270	15.20	
1422257	1823952	3/23/2018	270	15.20	
1422258	1823953	3/23/2018	270	9.60	
1422215	1823917	3/23/2018	270	7.25	
1422344	1824019	3/23/2018	270	4.00	
1422242	8007651 EFT REV I	3/23/2018	270		300.00
1422243	8007652 EFT REV C	3/23/2018	270		26,960.20
1422190	182700304	3/23/2018	270		15,351,465.84
1422278	182700320	3/23/2018	270		217,861,437.51
1422329	Back Out Journal Er	3/23/2018	270		50,000,000.00
1422733	184700301	3/26/2018	270	150,000,000.00	
1422836	182600301	3/26/2018	270	83,000,000.00	
1422838	Correct Journal Entr	3/26/2018	270	82,000,000.00	
1422787	183000305	3/26/2018	270	20,000,000.00	
1422705	182700307 AIRS TA	3/26/2018	270	17,156,741.01	
1422765	1824099	3/26/2018	270	782,336.92	
1422719	1824053	3/26/2018	270	420,369.00	
1422734	182700303	3/26/2018	270	195,949.19	
1422789	1824121	3/26/2018	270	155,281.64	
1422721	1824055	3/26/2018	270	32,656.89	
1422771	1824097	3/26/2018	270	23,691.92	
1422772	1824098	3/26/2018	270	22,000.06	
1422728	1824062	3/26/2018	270	18,987.47	
1422786	1824119	3/26/2018	270	18,866.25	
1422722	1824056	3/26/2018	270	18,046.94	
1422788	1824120	3/26/2018	270	15,547.23	
1422720	1824054	3/26/2018	270	11,005.18	
1422706	182700308 AIRS TA	3/26/2018	270	10,430.23	
1422730	1824064	3/26/2018	270	9,949.45	
1422794	1824122	3/26/2018	270	7,268.44	
1422793	1824104	3/26/2018	270	5,674.46	
1422824	1824142	3/26/2018	270	5,492.00	
1422815	1824140	3/26/2018	270	5,005.00	
1422723	1824057	3/26/2018	270	3,944.64	
1422819	1824134	3/26/2018	270	3,385.32	
1422774	1824118	3/26/2018	270	3,250.00	
1422707	182700309 AIRS DE	3/26/2018	270	3,214.87	
1422820	1824117	3/26/2018	270	2,987.00	
1422821	1824133	3/26/2018	270	2,618.98	
1422795	1824105	3/26/2018	270	2,526.08	
1422818	1824116	3/26/2018	270	2,480.00	
1422770	1824103	3/26/2018	270	2,230.72	
1422817	1824115	3/26/2018	270	2,195.29	
1422731	1824065	3/26/2018	270	2,165.33	
1422796	1824123	3/26/2018	270	2,040.00	

Run Date: 6/29/2018
 Run Time: 6:24:16PM

Demand Account Activity

Start Date: 7/1/2017 End Date: 6/29/2018

Page: 307
 User: 0

Jnl. Entry	Ref #	Trx. Date	Ledger	Debit Amount	Credit Amount
1422718	1824052	3/26/2018	270	1,359.00	
1422830	1824138	3/26/2018	270	1,005.00	
1422822	1824141	3/26/2018	270	950.00	
1422804	1824124	3/26/2018	270	842.50	
1422814	1824114	3/26/2018	270	817.51	
1422797	1824106	3/26/2018	270	816.82	
1422375	182700301	3/26/2018	270	737.03	
1422812	1824113	3/26/2018	270	564.00	
1422724	1824058	3/26/2018	270	510.62	
1422828	1824143	3/26/2018	270	460.00	
1422762	1824096	3/26/2018	270	408.00	
1422809	1824112	3/26/2018	270	400.00	
1422807	1824111	3/26/2018	270	323.00	
1422798	1824107	3/26/2018	270	234.36	
1422725	1824059	3/26/2018	270	174.30	
1422790	1824102	3/26/2018	270	168.00	
1422785	1824101	3/26/2018	270	152.11	
1422831	1824144	3/26/2018	270	136.26	
1422834	1824139	3/26/2018	270	135.00	
1422727	1824061	3/26/2018	270	126.00	
1422783	1824100	3/26/2018	270	89.28	
1422726	1824060	3/26/2018	270	77.18	
1422803	1824109	3/26/2018	270	65.00	
1422823	1824135	3/26/2018	270	30.40	
1422825	1824136	3/26/2018	270	30.40	
1422827	1824137	3/26/2018	270	19.20	
1422805	1824110	3/26/2018	270	12.00	
1422729	1824063	3/26/2018	270	4.04	
1422801	1824108	3/26/2018	270	4.00	
1422356	CD ACH Bank Trans	3/26/2018	270		66,243,000.00
1422736	DFA EFT REV 3/26/	3/26/2018	270		61,194.62
1422712	182700302	3/26/2018	270		8,961,476.56
1422773	182700305	3/26/2018	270		23,045,874.40
1422811	Correct Journal Entr	3/26/2018	270		173,238,739.78
1422837	Back Out Journal Er	3/26/2018	270		83,000,000.00
1423240	183000304	3/27/2018	270	45,000,000.00	
1423102	182700307 AIRS TA	3/27/2018	270	30,100,617.36	
1423158	1824198	3/27/2018	270	5,369,308.79	
1423184	1824224	3/27/2018	270	3,447,065.59	
1423113	184720301	3/27/2018	270	1,800,000.00	
1423181	1824217	3/27/2018	270	1,358,596.20	
1423196	1824265	3/27/2018	270	1,261,900.00	
1423156	1824196	3/27/2018	270	1,200,000.00	
1423116	182300301	3/27/2018	270	1,000,000.00	
1423172	1824211	3/27/2018	270	366,442.62	
1423155	1824195	3/27/2018	270	311,000.00	
1423203	1824235	3/27/2018	270	304,658.08	
1423211	1824263	3/27/2018	270	231,671.75	
1423185	1824225	3/27/2018	270	191,433.62	
1423244	1824264	3/27/2018	270	166,305.00	
1423137	1824178	3/27/2018	270	166,003.00	
1423154	1824194	3/27/2018	270	146,000.00	
1423225	1824253	3/27/2018	270	130,468.80	
1423153	1824193	3/27/2018	270	130,000.00	
1423152	1824192	3/27/2018	270	120,000.00	
1423157	1824197	3/27/2018	270	100,218.00	

Run Date: 6/29/2018
 Run Time: 6:24:16PM

Demand Account Activity

Start Date: 7/1/2017 End Date: 6/29/2018

Page: 308
 User: 0

Jnl. Entry	Ref #	Trx. Date	Ledger	Debit Amount	Credit Amount
1423151	1824191	3/27/2018	270	95,000.00	
1423180	1824234	3/27/2018	270	89,816.13	
1423150	1824190	3/27/2018	270	85,000.00	
1423190	1824238	3/27/2018	270	71,238.71	
1423187	1824226	3/27/2018	270	71,009.92	
1423183	1824223	3/27/2018	270	57,936.00	
1423138	1824179	3/27/2018	270	56,730.00	
1423207	1824244	3/27/2018	270	47,158.18	
1423103	182700308 AIRS TA	3/27/2018	270	35,410.58	
1423232	1824271	3/27/2018	270	25,185.41	
1423205	1824236	3/27/2018	270	23,108.92	
1423164	1824201	3/27/2018	270	20,508.97	
1423200	1824239	3/27/2018	270	20,327.97	
1423162	1824200	3/27/2018	270	19,707.35	
1423142	1824183	3/27/2018	270	19,435.91	
1423201	1824240	3/27/2018	270	18,550.80	
1423145	1824186	3/27/2018	270	17,681.95	
1423149	1824189	3/27/2018	270	17,000.00	
1423235	1824267	3/27/2018	270	13,634.73	
1423160	1824199	3/27/2018	270	13,274.14	
1423206	1824243	3/27/2018	270	12,729.69	
1423202	1824241	3/27/2018	270	11,682.34	
1423208	1824245	3/27/2018	270	9,229.63	
1423148	1824188	3/27/2018	270	9,000.00	
1423179	1824221	3/27/2018	270	9,000.00	
1423139	1824180	3/27/2018	270	8,435.00	
1423191	1824227	3/27/2018	270	7,735.00	
1423106	182700310 AIRS DE	3/27/2018	270	5,158.61	
1423239	1824259	3/27/2018	270	4,940.00	
1423218	1824268	3/27/2018	270	4,916.00	
1423236	1824261	3/27/2018	270	4,880.00	
1423194	1824229	3/27/2018	270	4,818.69	
1423141	1824182	3/27/2018	270	3,841.00	
1423147	1824187	3/27/2018	270	3,400.00	
1423230	1824266	3/27/2018	270	3,336.37	
1423212	1824247	3/27/2018	270	2,705.00	
1423168	1824203	3/27/2018	270	1,504.54	
1423175	1824213	3/27/2018	270	1,386.50	
1423130	1824222	3/27/2018	270	1,373.26	
1423140	1824181	3/27/2018	270	1,217.53	
1423209	1824237	3/27/2018	270	1,211.01	
1423233	1824257	3/27/2018	270	1,173.00	
1423174	1824212	3/27/2018	270	960.00	
1423242	1824260	3/27/2018	270	940.00	
1423165	1824202	3/27/2018	270	738.34	
1423210	1824246	3/27/2018	270	707.50	
1423227	1824269	3/27/2018	270	676.45	
1423224	1824252	3/27/2018	270	400.00	
1423241	1824262	3/27/2018	270	400.00	
1423193	1824228	3/27/2018	270	337.83	
1423112	182700302	3/27/2018	270	325.32	
1423161	1824206	3/27/2018	270	300.00	
1423159	1824205	3/27/2018	270	216.48	
1423132	1824204	3/27/2018	270	212.87	
1423171	1824210	3/27/2018	270	210.00	
1423238	1824258	3/27/2018	270	160.00	

Run Date: 6/29/2018
 Run Time: 6:24:16PM

Demand Account Activity

Start Date: 7/1/2017 End Date: 6/29/2018

Page: 309
 User: 0

Jnl. Entry	Ref #	Trx. Date	Ledger	Debit Amount	Credit Amount
1423229	1824270	3/27/2018	270	137.50	
1423143	1824184	3/27/2018	270	120.00	
1423163	1824207	3/27/2018	270	80.00	
1423167	1824208	3/27/2018	270	80.00	
1423170	1824209	3/27/2018	270	75.00	
1423222	1824251	3/27/2018	270	48.50	
1423104	182700309 AIRS DE	3/27/2018	270	48.42	
1423226	1824254	3/27/2018	270	45.60	
1423228	1824255	3/27/2018	270	45.60	
1423231	1824256	3/27/2018	270	28.80	
1423144	1824185	3/27/2018	270	4.25	
1423204	1824242	3/27/2018	270	1.00	
1423125	DFA EFT REV 3/27/	3/27/2018	270		25,381.67
1423093	182700301	3/27/2018	270		9,614,271.78
1423118	182700303	3/27/2018	270		57,152,637.86
1423192	182700304	3/27/2018	270		21,009,134.10
1423243	CD ACH Bank Trans	3/27/2018	270		5,568,000.00
1423646	183980303	3/28/2018	270	131,212,454.08	
1423535	182700307 AIRS TA	3/28/2018	270	47,559,982.72	
1423631	1824359	3/28/2018	270	11,576,607.38	
1423623	1824356	3/28/2018	270	6,044,550.24	
1423648	1824355	3/28/2018	270	1,313,481.74	
1423560	1824297	3/28/2018	270	1,267,553.98	
1423650	1824357	3/28/2018	270	394,467.00	
1423668	1824388	3/28/2018	270	225,000.00	
1423614	1824343	3/28/2018	270	183,256.98	
1423613	1824342	3/28/2018	270	173,857.78	
1423563	1824298	3/28/2018	270	168,979.19	
1423617	1824345	3/28/2018	270	166,539.10	
1423669	1824389	3/28/2018	270	150,000.00	
1423594	1824324	3/28/2018	270	90,000.00	
1423626	1824351	3/28/2018	270	66,970.00	
1423536	182700308 AIRS TA	3/28/2018	270	58,806.85	
1423670	1824390	3/28/2018	270	55,887.70	
1423628	1824353	3/28/2018	270	50,122.06	
1423627	1824352	3/28/2018	270	46,777.31	
1423615	1824344	3/28/2018	270	30,078.11	
1423665	1824386	3/28/2018	270	26,625.84	
1423629	1824354	3/28/2018	270	25,932.45	
1423634	1824360	3/28/2018	270	23,385.61	
1423538	182700310 AIRS DE	3/28/2018	270	22,110.87	
1423571	182700305	3/28/2018	270	16,660.00	
1423556	1824296	3/28/2018	270	14,806.10	
1423654	1824379	3/28/2018	270	11,149.68	
1423557	1824283	3/28/2018	270	9,828.26	
1423522	1824284	3/28/2018	270	9,825.48	
1423671	1824391	3/28/2018	270	7,298.04	
1423543	1824285	3/28/2018	270	6,830.98	
1423546	1824286	3/28/2018	270	6,453.40	
1423619	1824346	3/28/2018	270	5,321.40	
1423592	1824322	3/28/2018	270	4,395.00	
1423590	1824320	3/28/2018	270	4,110.00	
1423624	1824349	3/28/2018	270	3,635.00	
1423544	1824279	3/28/2018	270	3,555.50	
1423655	1824380	3/28/2018	270	3,355.19	
1423551	1824287	3/28/2018	270	2,630.74	

Run Date: 6/29/2018
 Run Time: 6:24:16PM

Demand Account Activity

Start Date: 7/1/2017 End Date: 6/29/2018

Page: 310
 User: 0

Jnl. Entry	Ref #	Trx. Date	Ledger	Debit Amount	Credit Amount
1423567	1824348	3/28/2018	270	1,935.00	
1423620	1824347	3/28/2018	270	1,615.00	
1423588	1824318	3/28/2018	270	1,279.00	
1423537	182700309 AIRS DE	3/28/2018	270	1,159.05	
1423526	182700302	3/28/2018	270	1,146.95	
1423554	1824288	3/28/2018	270	1,146.64	
1423639	1824362	3/28/2018	270	871.26	
1423591	1824321	3/28/2018	270	780.00	
1423625	1824350	3/28/2018	270	747.50	
1423559	1824289	3/28/2018	270	634.68	
1423547	1824280	3/28/2018	270	625.00	
1423542	1824290	3/28/2018	270	553.48	
1423666	1824387	3/28/2018	270	533.50	
1423593	1824323	3/28/2018	270	350.00	
1423636	1824361	3/28/2018	270	243.99	
1423545	1824291	3/28/2018	270	237.20	
1423652	1824377	3/28/2018	270	235.00	
1423653	1824378	3/28/2018	270	216.75	
1423548	1824292	3/28/2018	270	214.20	
1423549	1824293	3/28/2018	270	197.65	
1423651	1824376	3/28/2018	270	193.90	
1423550	1824281	3/28/2018	270	175.00	
1423552	1824294	3/28/2018	270	158.14	
1423589	1824319	3/28/2018	270	120.00	
1423555	1824295	3/28/2018	270	108.19	
1423565	1824315	3/28/2018	270	53.20	
1423586	1824316	3/28/2018	270	53.20	
1423553	1824282	3/28/2018	270	48.50	
1423587	1824317	3/28/2018	270	33.60	
1423657	1824381	3/28/2018	270	15.00	
1423630	1824358	3/28/2018	270	3.00	
1423251	CD ACH Bank Trans	3/28/2018	270		1,975,000.00
1423574	DFA EFT REV 3/28/	3/28/2018	270		30,747.67
1423525	182700301	3/28/2018	270		1,267,553.98
1423539	182700303	3/28/2018	270		7,462,301.48
1423568	182700304	3/28/2018	270		16,660.00
1423649	182700306	3/28/2018	270		32,205,664.66
1423576	182700307	3/28/2018	270		158,000,000.00
1424762	183980301	3/29/2018	270	663,266,449.39	
1424779	1824485	3/29/2018	270	60,138,067.92	
1424821	183000306	3/29/2018	270	48,000,000.00	
1424813	1824486	3/29/2018	270	5,381,130.85	
1423691	182700307 AIRS TA	3/29/2018	270	4,394,098.06	
1424725	1824418	3/29/2018	270	1,500,000.00	
1424729	1824421	3/29/2018	270	1,388,537.45	
1424805	1824484	3/29/2018	270	1,005,657.56	
1424810	1824482	3/29/2018	270	780,127.85	
1424763	183980302	3/29/2018	270	517,802.78	
1424739	1824428	3/29/2018	270	488,641.67	
1424727	1824408	3/29/2018	270	482,507.44	
1424824	1824495	3/29/2018	270	351,128.04	
1424723	1824417	3/29/2018	270	275,117.05	
1424814	1824487	3/29/2018	270	168,606.10	
1424759	1824450	3/29/2018	270	131,517.68	
1424738	1824427	3/29/2018	270	125,109.93	
1423692	182700308 AIRS TA	3/29/2018	270	100,415.96	

Run Date: 6/29/2018
 Run Time: 6:24:16PM

Demand Account Activity

Page: 311
 User: 0

Start Date: 7/1/2017 End Date: 6/29/2018

Jnl. Entry	Ref #	Trx. Date	Ledger	Debit Amount	Credit Amount
1424825	1824496	3/29/2018	270	99,237.40	
1424714	1824412	3/29/2018	270	84,720.47	
1424724	1824407	3/29/2018	270	43,115.32	
1424811	1824483	3/29/2018	270	42,507.84	
1424731	1824426	3/29/2018	270	40,245.61	
1424764	1824452	3/29/2018	270	36,926.89	
1424736	1824425	3/29/2018	270	35,882.31	
1424753	1824442	3/29/2018	270	34,021.71	
1424718	1824414	3/29/2018	270	33,102.28	
1424807	1824479	3/29/2018	270	25,420.00	
1424735	1824424	3/29/2018	270	25,167.00	
1424734	1824423	3/29/2018	270	21,802.79	
1424746	1824435	3/29/2018	270	18,785.00	
1424766	1824453	3/29/2018	270	15,842.52	
1424716	1824413	3/29/2018	270	15,644.00	
1424808	1824480	3/29/2018	270	11,540.84	
1424744	1824433	3/29/2018	270	10,355.00	
1424815	1824488	3/29/2018	270	6,172.33	
1424726	1824419	3/29/2018	270	6,150.06	
1424755	1824443	3/29/2018	270	5,800.00	
1424761	1824451	3/29/2018	270	4,829.38	
1424816	1824489	3/29/2018	270	4,107.49	
1424827	1824498	3/29/2018	270	2,749.75	
1424768	1824454	3/29/2018	270	2,584.75	
1424809	1824481	3/29/2018	270	2,105.20	
1424745	1824434	3/29/2018	270	1,990.00	
1424720	1824415	3/29/2018	270	1,944.52	
1424748	1824437	3/29/2018	270	1,892.00	
1424728	1824420	3/29/2018	270	1,655.25	
1424747	1824436	3/29/2018	270	1,550.00	
1424778	1824461	3/29/2018	270	1,160.00	
1424780	1824462	3/29/2018	270	987.50	
1424730	1824409	3/29/2018	270	775.00	
1424771	1824456	3/29/2018	270	598.00	
1424706	182700302	3/29/2018	270	541.00	
1424826	1824497	3/29/2018	270	366.60	
1424742	1824430	3/29/2018	270	350.00	
1424769	1824455	3/29/2018	270	339.00	
1424777	1824460	3/29/2018	270	328.00	
1424749	1824438	3/29/2018	270	310.00	
1424775	1824459	3/29/2018	270	170.00	
1424713	1824411	3/29/2018	270	97.00	
1424750	1824439	3/29/2018	270	76.00	
1424751	1824440	3/29/2018	270	76.00	
1423693	182700309 AIRSDS	3/29/2018	270	50.00	
1424752	1824441	3/29/2018	270	48.00	
1424774	1824458	3/29/2018	270	45.00	
1424772	1824457	3/29/2018	270	35.00	
1424733	1824422	3/29/2018	270	28.83	
1424722	1824416	3/29/2018	270	11.76	
1423687	1824410	3/29/2018	270	8.50	
1424740	1824429	3/29/2018	270	6.36	
1424708	DFA EFT REV 3/29/	3/29/2018	270		15,517.40
1424737	CD ACH Bank Trans	3/29/2018	270		1,048,000.00
1423694	182700301	3/29/2018	270		6,687,205.68
1424765	182700303	3/29/2018	270		517,802.78

Run Date: 6/29/2018
 Run Time: 6:24:16PM

Demand Account Activity

Start Date: 7/1/2017 End Date: 6/29/2018

Page: 312
 User: 0

Jnl. Entry	Ref #	Trx. Date	Ledger	Debit Amount	Credit Amount
1424782	182700306	3/29/2018	270		90,000,000.00
1424783	182700305	3/29/2018	270		82,921,255.14
1424803	182700306	3/29/2018	270		181,620,467.15
1424820	182700307	3/29/2018	270		427,000,000.00
1425271	182700301	3/30/2018	270	170,000,000.00	
1425280	182700307 AIRS TA	3/30/2018	270	6,224,633.13	
1425213	1824635	3/30/2018	270	2,711,115.36	
1425226	1824636	3/30/2018	270	1,619,857.36	
1425211	1824625	3/30/2018	270	775,854.32	
1425234	1824629	3/30/2018	270	601,661.05	
1425114	CD ACH Bank Trans	3/30/2018	270	375,525.00	
1425236	1824622	3/30/2018	270	182,171.21	
1425126	1824534	3/30/2018	270	176,024.80	
1425237	1824623	3/30/2018	270	146,310.67	
1425206	1824604	3/30/2018	270	114,376.74	
1425117	1824634	3/30/2018	270	93,856.79	
1425281	182700308 AIRS TA	3/30/2018	270	83,496.83	
1425223	1824628	3/30/2018	270	76,875.39	
1425284	182700310 AIRS DE	3/30/2018	270	75,937.34	
1425238	1824630	3/30/2018	270	71,298.99	
1425123	1824531	3/30/2018	270	55,056.56	
1425209	1824624	3/30/2018	270	47,021.22	
1425151	1824553	3/30/2018	270	35,372.87	
1425124	1824532	3/30/2018	270	20,925.69	
1425243	1824631	3/30/2018	270	18,663.83	
1425153	1824555	3/30/2018	270	14,719.05	
1425232	1824620	3/30/2018	270	12,121.37	
1425267	1824662	3/30/2018	270	10,905.80	
1425154	1824556	3/30/2018	270	10,220.00	
1425233	1824621	3/30/2018	270	10,191.54	
1425120	1824528	3/30/2018	270	8,082.83	
1425240	1824637	3/30/2018	270	6,180.00	
1425148	1824550	3/30/2018	270	5,497.00	
1425246	1824632	3/30/2018	270	5,480.45	
1425257	1824657	3/30/2018	270	5,200.00	
1425242	1824639	3/30/2018	270	4,653.00	
1425258	1824659	3/30/2018	270	4,315.91	
1425228	1824616	3/30/2018	270	3,874.61	
1425229	1824617	3/30/2018	270	3,043.52	
1425254	1824646	3/30/2018	270	2,767.55	
1425230	1824618	3/30/2018	270	2,664.20	
1425141	1824546	3/30/2018	270	2,430.00	
1425214	1824626	3/30/2018	270	2,060.00	
1425231	1824619	3/30/2018	270	2,017.07	
1425270	1824663	3/30/2018	270	1,950.00	
1425125	1824533	3/30/2018	270	1,899.09	
1425245	1824641	3/30/2018	270	1,821.00	
1425139	1824544	3/30/2018	270	1,550.00	
1425262	1824667	3/30/2018	270	1,424.67	
1425121	1824529	3/30/2018	270	1,415.00	
1425256	1824633	3/30/2018	270	1,233.68	
1425241	1824638	3/30/2018	270	1,200.00	
1425129	1824537	3/30/2018	270	1,135.00	
1425122	1824530	3/30/2018	270	1,050.00	
1425133	1824540	3/30/2018	270	950.00	
1425150	1824552	3/30/2018	270	934.00	

Run Date: 6/29/2018
 Run Time: 6:24:16PM

Demand Account Activity

Page: 313
 User: 0

Start Date: 7/1/2017 End Date: 6/29/2018

Jnl. Entry	Ref #	Trx. Date	Ledger	Debit Amount	Credit Amount
1425128	1824536	3/30/2018	270	910.00	
1425220	1824611	3/30/2018	270	908.00	
1425221	1824612	3/30/2018	270	850.00	
1425152	1824554	3/30/2018	270	730.00	
1425207	1824605	3/30/2018	270	692.60	
1425222	1824613	3/30/2018	270	635.00	
1425149	1824551	3/30/2018	270	626.00	
1425132	1824539	3/30/2018	270	550.00	
1425224	1824614	3/30/2018	270	525.00	
1425225	1824664	3/30/2018	270	475.00	
1425263	1824665	3/30/2018	270	450.00	
1425219	1824627	3/30/2018	270	439.00	
1425215	1824615	3/30/2018	270	424.25	
1425138	1824543	3/30/2018	270	404.00	
1425260	1824658	3/30/2018	270	400.00	
1425143	1824547	3/30/2018	270	400.00	
1425244	1824640	3/30/2018	270	390.00	
1425259	1824660	3/30/2018	270	369.27	
1425217	1824609	3/30/2018	270	355.00	
1425283	182700309 AIRS DE	3/30/2018	270	326.82	
1425269	1824669	3/30/2018	270	221.00	
1425127	1824535	3/30/2018	270	200.00	
1425130	1824538	3/30/2018	270	200.00	
1425144	1824548	3/30/2018	270	182.00	
1425218	1824610	3/30/2018	270	173.88	
1425140	1824545	3/30/2018	270	135.00	
1425146	1824549	3/30/2018	270	125.00	
1425250	1824642	3/30/2018	270	120.00	
1425210	1824606	3/30/2018	270	100.00	
1425212	1824607	3/30/2018	270	85.00	
1425265	1824668	3/30/2018	270	75.00	
1425136	1824542	3/30/2018	270	75.00	
1425247	1824643	3/30/2018	270	30.40	
1425249	1824644	3/30/2018	270	30.40	
1425216	1824608	3/30/2018	270	25.00	
1425264	1824661	3/30/2018	270	21.53	
1425251	1824645	3/30/2018	270	19.20	
1425266	1824666	3/30/2018	270	12.75	
1425134	1824541	3/30/2018	270	3.00	
1425113	CD ACH Bank Trans	3/30/2018	270		546,000.00
1424836	182700301	3/30/2018	270		1,403.01
1425090	182700302	3/30/2018	270		6,035,092.99
1425208	182700303	3/30/2018	270		170,455,120.85
1425286	Back Out Journal Er	3/30/2018	270		326.82
1425287	Back Out Journal Er	3/30/2018	270		75,937.34
1425289	DFA EFT REV 3/30/	3/30/2018	270		185,003.88
1425787	182600401	4/2/2018	270	266,000,000.00	
1425712	1824715	4/2/2018	270	3,433,650.29	
1425746	1824739	4/2/2018	270	1,282,292.35	
1425751	1824741	4/2/2018	270	990,383.45	
1425686	1824708	4/2/2018	270	750,000.00	
1425740	1824732	4/2/2018	270	572,814.00	
1425759	1824758	4/2/2018	270	190,037.15	
1425758	1824757	4/2/2018	270	188,067.55	
1425756	1824756	4/2/2018	270	173,077.97	
1425682	1824684	4/2/2018	270	96,751.73	

Run Date: 6/29/2018
Run Time: 6:24:16PM

Demand Account Activity

Start Date: 7/1/2017 End Date: 6/29/2018

Page: 314
User: 0

Jnl. Entry	Ref #	Trx. Date	Ledger	Debit Amount	Credit Amount
1425752	1824753	4/2/2018	270	58,800.00	
1425769	1824742	4/2/2018	270	52,205.34	
1425778	1824752	4/2/2018	270	49,255.91	
1425771	1824749	4/2/2018	270	47,164.27	
1425768	1824748	4/2/2018	270	42,132.52	
1425774	1824750	4/2/2018	270	36,595.08	
1425743	1824740	4/2/2018	270	35,008.52	
1425755	1824755	4/2/2018	270	24,020.18	
1425676	1824685	4/2/2018	270	23,192.77	
1425669	1824703	4/2/2018	270	22,161.00	
1425757	1824744	4/2/2018	270	18,393.68	
1425725	183980405	4/2/2018	270	14,677.64	
1425744	1824743	4/2/2018	270	11,674.76	
1425783	1824770	4/2/2018	270	10,311.00	
1425680	1824705	4/2/2018	270	8,349.22	
1425689	1824709	4/2/2018	270	8,127.28	
1425685	1824687	4/2/2018	270	7,632.20	
1425705	1824706	4/2/2018	270	4,077.63	
1425766	1824773	4/2/2018	270	3,610.75	
1425762	1824745	4/2/2018	270	3,434.09	
1425713	1824746	4/2/2018	270	3,099.02	
1425777	1824751	4/2/2018	270	2,677.05	
1425784	1824771	4/2/2018	270	2,595.00	
1425782	1824769	4/2/2018	270	2,283.60	
1425668	1824682	4/2/2018	270	1,805.00	
1425678	1824704	4/2/2018	270	1,547.50	
1425779	1824768	4/2/2018	270	1,385.60	
1425700	1824702	4/2/2018	270	1,330.00	
1425681	1824707	4/2/2018	270	1,319.10	
1425683	1824692	4/2/2018	270	1,260.00	
1425693	1824697	4/2/2018	270	1,188.55	
1425684	1824693	4/2/2018	270	1,000.00	
1425699	1824701	4/2/2018	270	800.00	
1425687	1824694	4/2/2018	270	760.00	
1425776	1824767	4/2/2018	270	710.00	
1425717	183980402	4/2/2018	270	653.10	
1425679	1824686	4/2/2018	270	585.05	
1425773	1824766	4/2/2018	270	554.00	
1425690	1824688	4/2/2018	270	550.17	
1425698	1824700	4/2/2018	270	500.00	
1425772	1824765	4/2/2018	270	350.00	
1425692	1824689	4/2/2018	270	330.15	
1425688	1824695	4/2/2018	270	273.03	
1425770	1824764	4/2/2018	270	260.00	
1425785	1824772	4/2/2018	270	255.00	
1425662	1824690	4/2/2018	270	248.67	
1425677	1824691	4/2/2018	270	236.98	
1425754	1824754	4/2/2018	270	159.18	
1425767	1824763	4/2/2018	270	140.00	
1425696	1824698	4/2/2018	270	134.02	
1425764	1824762	4/2/2018	270	129.36	
1425765	1824747	4/2/2018	270	114.16	
1425675	1824683	4/2/2018	270	80.00	
1425673	182700402	4/2/2018	270	46.00	
1425761	1824760	4/2/2018	270	35.00	
1425763	1824761	4/2/2018	270	35.00	

Run Date: 6/29/2018
 Run Time: 6:24:16PM

Demand Account Activity

Start Date: 7/1/2017 End Date: 6/29/2018

Page: 315
 User: 0

Jnl. Entry	Ref #	Trx. Date	Ledger	Debit Amount	Credit Amount
1425691	1824696	4/2/2018	270	34.09	
1425760	1824759	4/2/2018	270	12.00	
1425697	1824699	4/2/2018	270	11.27	
1425711	1824714	4/2/2018	270	1.37	
1425716	182700403	4/2/2018	270		262,934,010.11
1425720	182700404	4/2/2018	270		14,677.64
1425672	182700401	4/2/2018	270		10,221,552.42
1425753	182700401	4/2/2018	270		6,661,939.21
1426050	182700403	4/3/2018	270	16,754,818.30	
1425801	182700407 AIRS TA	4/3/2018	270	6,462,038.74	
1426138	1824845	4/3/2018	270	5,925,131.05	
1426124	1824851	4/3/2018	270	2,333,085.90	
1426080	1824799	4/3/2018	270	655,782.00	
1426132	1824841	4/3/2018	270	388,828.70	
1426122	1824850	4/3/2018	270	246,950.23	
1426083	1824800	4/3/2018	270	156,575.00	
1426064	182700409 AIRS DE	4/3/2018	270	75,937.34	
1426133	1824842	4/3/2018	270	56,974.09	
1426163	1824873	4/3/2018	270	34,276.01	
1426099	1824822	4/3/2018	270	21,497.83	
1426164	1824874	4/3/2018	270	18,084.31	
1426155	1824878	4/3/2018	270	16,623.39	
1426158	1824879	4/3/2018	270	15,723.03	
1426125	1824852	4/3/2018	270	14,435.95	
1426142	1824849	4/3/2018	270	13,238.00	
1426136	1824843	4/3/2018	270	10,258.96	
1426166	1824876	4/3/2018	270	7,941.45	
1426087	1824804	4/3/2018	270	5,470.00	
1426091	1824815	4/3/2018	270	4,653.00	
1426096	1824806	4/3/2018	270	4,399.00	
1426084	1824801	4/3/2018	270	4,173.51	
1426156	1824872	4/3/2018	270	4,167.33	
1426082	1824813	4/3/2018	270	3,970.00	
1426101	1824824	4/3/2018	270	3,537.00	
1426154	1824871	4/3/2018	270	3,480.00	
1426085	1824802	4/3/2018	270	3,426.00	
1426131	1824856	4/3/2018	270	3,140.00	
1426139	1824846	4/3/2018	270	2,398.37	
1426100	1824823	4/3/2018	270	2,161.80	
1426127	1824853	4/3/2018	270	1,996.80	
1426150	1824882	4/3/2018	270	1,836.75	
1426129	1824854	4/3/2018	270	1,500.69	
1426137	1824844	4/3/2018	270	1,330.00	
1426086	1824803	4/3/2018	270	1,256.60	
1426088	1824805	4/3/2018	270	1,040.00	
1425796	182700401	4/3/2018	270	849.43	
1426130	1824855	4/3/2018	270	835.02	
1426090	1824814	4/3/2018	270	770.00	
1426165	1824875	4/3/2018	270	741.78	
1426153	1824880	4/3/2018	270	718.10	
1426107	1824811	4/3/2018	270	661.00	
1426134	1824857	4/3/2018	270	655.00	
1426093	1824817	4/3/2018	270	450.00	
1426092	1824816	4/3/2018	270	390.00	
1426102	1824807	4/3/2018	270	370.00	
1426063	182700408 AIRS DE	4/3/2018	270	326.82	

Run Date: 6/29/2018
 Run Time: 6:24:16PM

Demand Account Activity

Start Date: 7/1/2017 End Date: 6/29/2018

Page: 316
 User: 0

Jnl. Entry	Ref #	Trx. Date	Ledger	Debit Amount	Credit Amount
1426115	1824870	4/3/2018	270	180.00	
1426141	1824848	4/3/2018	270	146.87	
1426095	1824819	4/3/2018	270	106.40	
1426097	1824820	4/3/2018	270	106.40	
1426108	1824812	4/3/2018	270	100.00	
1426094	1824818	4/3/2018	270	80.00	
1426098	1824821	4/3/2018	270	67.20	
1426104	1824808	4/3/2018	270	38.00	
1426105	1824809	4/3/2018	270	38.00	
1426140	1824847	4/3/2018	270	35.92	
1426106	1824810	4/3/2018	270	24.00	
1426143	1824877	4/3/2018	270	20.00	
1426159	1824883	4/3/2018	270	17.00	
1426157	1824881	4/3/2018	270	10.92	
1425780	CD ACH Bank Trans	4/3/2018	270		105,525.00
1426148	182700405	4/3/2018	270		15,160,493.64
1425802	182700402	4/3/2018	270		10,820,474.64
1426152	182700406	4/3/2018	270		7,000,000.00
1426480	182700405	4/4/2018	270	88,695,000.00	
1426185	182700407 AIRS TA	4/4/2018	270	15,777,157.96	
1426493	1824909	4/4/2018	270	1,820,125.69	
1426477	182700403	4/4/2018	270	1,015,400.00	
1426497	1824913	4/4/2018	270	985,992.87	
1426564	1824986	4/4/2018	270	828,822.19	
1426574	1824989	4/4/2018	270	687,106.31	
1426500	1824915	4/4/2018	270	635,266.17	
1426499	1824914	4/4/2018	270	417,968.08	
1426559	1824969	4/4/2018	270	397,457.22	
1426494	1824912	4/4/2018	270	392,460.60	
1426575	1824993	4/4/2018	270	375,589.48	
1426563	1824988	4/4/2018	270	362,038.79	
1426470	1824899	4/4/2018	270	248,182.62	
1426583	1824992	4/4/2018	270	138,320.95	
1426473	1824902	4/4/2018	270	123,943.77	
1426186	182700408 AIRS TA	4/4/2018	270	121,889.91	
1426558	1824968	4/4/2018	270	100,950.73	
1426364	182700410 AIRS DE	4/4/2018	270	94,439.30	
1426572	1824987	4/4/2018	270	33,742.31	
1426468	1824898	4/4/2018	270	33,199.53	
1426567	1824978	4/4/2018	270	25,112.00	
1426568	1824971	4/4/2018	270	19,041.22	
1426503	1824917	4/4/2018	270	17,160.00	
1426581	1824990	4/4/2018	270	14,384.54	
1426570	1824972	4/4/2018	270	7,433.99	
1426526	1824942	4/4/2018	270	5,369.81	
1426537	1824951	4/4/2018	270	5,050.00	
1426535	1824949	4/4/2018	270	4,095.00	
1426569	1824979	4/4/2018	270	3,320.85	
1426525	1824941	4/4/2018	270	3,275.25	
1426555	1824974	4/4/2018	270	2,590.00	
1426560	1824976	4/4/2018	270	2,296.67	
1426474	1824903	4/4/2018	270	2,105.20	
1426532	1824947	4/4/2018	270	1,310.00	
1426565	1824977	4/4/2018	270	1,241.85	
1426492	1824908	4/4/2018	270	1,233.38	
1426538	1824952	4/4/2018	270	980.00	

Run Date: 6/29/2018
 Run Time: 6:24:16PM

Demand Account Activity

Page: 317
 User: 0

Start Date: 7/1/2017 End Date: 6/29/2018

Jnl. Entry	Ref #	Trx. Date	Ledger	Debit Amount	Credit Amount
1426577	1824982	4/4/2018	270	745.00	
1426495	1824910	4/4/2018	270	699.00	
1426547	1824975	4/4/2018	270	667.50	
1426471	1824900	4/4/2018	270	640.32	
1426576	1824981	4/4/2018	270	586.00	
1426528	1824943	4/4/2018	270	374.32	
1426536	1824950	4/4/2018	270	350.00	
1426501	1824916	4/4/2018	270	340.00	
1426571	1824980	4/4/2018	270	330.00	
1426561	1824984	4/4/2018	270	204.00	
1426582	1824991	4/4/2018	270	197.15	
1426370	1824896	4/4/2018	270	163.75	
1426363	182700409 AIRS DE	4/4/2018	270	161.01	
1426407	1824897	4/4/2018	270	124.00	
1426533	1824983	4/4/2018	270	120.00	
1426534	1824948	4/4/2018	270	100.00	
1426573	1824973	4/4/2018	270	60.00	
1426562	1824985	4/4/2018	270	50.00	
1426566	1824970	4/4/2018	270	48.50	
1426472	1824901	4/4/2018	270	28.83	
1426496	1824911	4/4/2018	270	25.50	
1426529	1824944	4/4/2018	270	22.80	
1426530	1824945	4/4/2018	270	22.80	
1426557	1824967	4/4/2018	270	18.53	
1426531	1824946	4/4/2018	270	14.40	
1426169	182700401	4/4/2018	270		635,266.17
1426476	182700402	4/4/2018	270		1,015,400.00
1426478	182700404	4/4/2018	270		90,000,000.00
1426481	182700406	4/4/2018	270		8,059,625.64
1426485	182700411	4/4/2018	270		818.13
1426549	182700412	4/4/2018	270		13,653,708.52
1426551	DFA EFT REV 4/4/1	4/4/2018	270		18,464.70
1426982	1825103	4/5/2018	270	192,449,186.43	
1426882	182700402	4/5/2018	270	104,170,000.00	
1427002	1825106	4/5/2018	270	12,108,122.62	
1426902	182700407 AIRS TA	4/5/2018	270	7,478,649.95	
1426885	182700403	4/5/2018	270	1,122,155.47	
1426580	CD ACH Bank Trans	4/5/2018	270	1,000,000.00	
1426996	1825105	4/5/2018	270	288,110.60	
1427015	1825112	4/5/2018	270	261,512.13	
1427011	1825102	4/5/2018	270	204,479.00	
1426986	1825085	4/5/2018	270	175,861.00	
1427009	1825104	4/5/2018	270	117,539.04	
1427018	1825114	4/5/2018	270	100,000.00	
1427025	1825122	4/5/2018	270	93,830.83	
1427001	1825099	4/5/2018	270	90,216.66	
1426992	1825094	4/5/2018	270	75,313.00	
1426904	182700408 AIRS TA	4/5/2018	270	66,053.70	
1427016	1825113	4/5/2018	270	53,328.91	
1426898	1825008	4/5/2018	270	48,007.74	
1427003	1825100	4/5/2018	270	44,485.19	
1426989	1825088	4/5/2018	270	40,991.27	
1426899	1825009	4/5/2018	270	38,902.39	
1426976	1825070	4/5/2018	270	36,802.04	
1426972	1825068	4/5/2018	270	34,223.25	
1427004	1825107	4/5/2018	270	30,180.97	

Run Date: 6/29/2018
 Run Time: 6:24:16PM

Demand Account Activity

Page: 318
 User: 0

Start Date: 7/1/2017 End Date: 6/29/2018

Jnl. Entry	Ref #	Trx. Date	Ledger	Debit Amount	Credit Amount
1426901	1825010	4/5/2018	270	20,352.39	
1426977	1825078	4/5/2018	270	15,221.00	
1427006	1825101	4/5/2018	270	14,398.00	
1426974	1825069	4/5/2018	270	13,730.94	
1426973	1825076	4/5/2018	270	10,775.00	
1426940	1825072	4/5/2018	270	8,158.79	
1426978	1825071	4/5/2018	270	6,411.83	
1426998	1825096	4/5/2018	270	5,280.83	
1427027	1825124	4/5/2018	270	3,900.00	
1426994	1825095	4/5/2018	270	3,674.09	
1426907	182700406	4/5/2018	270	3,333.33	
1426968	1825073	4/5/2018	270	3,284.00	
1426987	1825086	4/5/2018	270	2,880.00	
1426999	1825097	4/5/2018	270	2,462.34	
1427005	1825108	4/5/2018	270	2,424.26	
1426990	1825089	4/5/2018	270	2,360.38	
1426975	1825077	4/5/2018	270	2,080.00	
1426984	1825083	4/5/2018	270	1,508.00	
1427000	1825098	4/5/2018	270	1,448.96	
1427038	1825130	4/5/2018	270	1,373.97	
1426881	182700401	4/5/2018	270	1,236.02	
1426980	1825079	4/5/2018	270	1,230.00	
1426896	1825007	4/5/2018	270	1,188.00	
1427028	1825125	4/5/2018	270	863.00	
1426969	1825074	4/5/2018	270	784.00	
1426966	1825093	4/5/2018	270	750.00	
1426993	1825091	4/5/2018	270	685.00	
1426995	1825092	4/5/2018	270	669.00	
1426991	1825090	4/5/2018	270	569.00	
1426905	1825012	4/5/2018	270	457.00	
1426903	1825011	4/5/2018	270	420.00	
1427026	1825123	4/5/2018	270	360.00	
1427030	Correct Journal Entr	4/5/2018	270	276.05	
1426908	1825017	4/5/2018	270	211.12	
1427012	1825111	4/5/2018	270	200.55	
1427010	1825110	4/5/2018	270	199.83	
1426988	1825087	4/5/2018	270	185.00	
1426985	1825084	4/5/2018	270	150.00	
1426910	1825018	4/5/2018	270	59.96	
1426971	1825075	4/5/2018	270	57.19	
1426979	1825080	4/5/2018	270	45.60	
1426981	1825081	4/5/2018	270	45.60	
1426983	1825082	4/5/2018	270	28.80	
1427019	1825115	4/5/2018	270	27.89	
1427007	1825109	4/5/2018	270	0.01	
1426550	CD ACH Bank Trans	4/5/2018	270		1,747,000.00
1426918	DFA EFT REV 4/5/1	4/5/2018	270		12,521.90
1426887	182700404	4/5/2018	270		6,125,121.69
1426888	182700405	4/5/2018	270		274,000,000.00
1426914	182700410	4/5/2018	270		3,333.33
1426925	182700411	4/5/2018	270		32,707,351.78
1427040	182600401	4/5/2018	270		6,000,000.00
1427320	182700404	4/6/2018	270	210,000,000.00	
1427318	182700403	4/6/2018	270	43,820,000.00	
1427330	182700407 AIRS TA	4/6/2018	270	8,816,295.25	
1427337	1825152	4/6/2018	270	1,500,000.00	

Run Date: 6/29/2018
 Run Time: 6:24:16PM

Demand Account Activity

Page: 319
 User: 0

Start Date: 7/1/2017 End Date: 6/29/2018

Jnl. Entry	Ref #	Trx. Date	Ledger	Debit Amount	Credit Amount
1427468	1825274	4/6/2018	270	1,098,592.73	
1427316	182700403	4/6/2018	270	1,000,000.00	
1427341	1825156	4/6/2018	270	791,448.29	
1427439	1825240	4/6/2018	270	398,039.20	
1427338	1825153	4/6/2018	270	255,000.00	
1427475	1825276	4/6/2018	270	224,923.20	
1427466	1825272	4/6/2018	270	193,404.45	
1427342	1825157	4/6/2018	270	166,044.02	
1427385	1825194	4/6/2018	270	142,624.02	
1427444	1825254	4/6/2018	270	126,081.44	
1427344	1825159	4/6/2018	270	115,105.00	
1427443	1825253	4/6/2018	270	110,669.27	
1427471	1825288	4/6/2018	270	73,750.91	
1427480	1825284	4/6/2018	270	62,363.35	
1427331	182700408 AIRS TA	4/6/2018	270	49,029.39	
1427467	1825273	4/6/2018	270	48,694.51	
1427339	1825154	4/6/2018	270	40,000.00	
1427469	1825285	4/6/2018	270	39,854.13	
1427473	1825289	4/6/2018	270	35,241.66	
1427343	1825158	4/6/2018	270	29,931.11	
1427478	1825277	4/6/2018	270	25,428.72	
1427346	1825161	4/6/2018	270	20,476.50	
1427432	1825233	4/6/2018	270	19,310.73	
1427472	1825275	4/6/2018	270	18,972.06	
1427340	1825155	4/6/2018	270	13,000.00	
1427438	1825239	4/6/2018	270	12,468.24	
1427345	1825160	4/6/2018	270	9,526.33	
1427434	1825235	4/6/2018	270	6,324.00	
1427408	1825241	4/6/2018	270	5,712.96	
1427435	1825236	4/6/2018	270	5,124.00	
1427470	1825287	4/6/2018	270	5,069.00	
1427347	1825162	4/6/2018	270	4,035.88	
1427398	1825207	4/6/2018	270	3,845.00	
1427441	1825279	4/6/2018	270	3,443.45	
1427402	1825278	4/6/2018	270	3,031.22	
1427387	1825196	4/6/2018	270	2,513.00	
1427465	1825271	4/6/2018	270	2,500.00	
1427351	1825166	4/6/2018	270	2,292.16	
1427388	1825197	4/6/2018	270	1,624.00	
1427436	1825237	4/6/2018	270	1,500.00	
1427383	1825192	4/6/2018	270	1,351.00	
1427433	1825234	4/6/2018	270	1,240.62	
1427386	1825195	4/6/2018	270	1,174.70	
1427349	1825164	4/6/2018	270	1,095.00	
1427333	182700410 AIRS DE	4/6/2018	270	901.43	
1427348	1825163	4/6/2018	270	760.00	
1427437	1825238	4/6/2018	270	703.78	
1427474	1825280	4/6/2018	270	648.68	
1427315	182700402	4/6/2018	270	612.37	
1427391	1825200	4/6/2018	270	585.00	
1427390	1825199	4/6/2018	270	485.00	
1427462	1825268	4/6/2018	270	475.00	
1427479	1825283	4/6/2018	270	446.25	
1427332	182700409 AIRS DE	4/6/2018	270	389.27	
1427389	1825198	4/6/2018	270	340.00	
1427396	1825205	4/6/2018	270	319.00	

Run Date: 6/29/2018
 Run Time: 6:24:16PM

Demand Account Activity

Start Date: 7/1/2017 End Date: 6/29/2018

Page: 320
 User: 0

Jnl. Entry	Ref #	Trx. Date	Ledger	Debit Amount	Credit Amount
1427399	1825208	4/6/2018	270	307.50	
1427395	1825204	4/6/2018	270	305.00	
1427477	1825282	4/6/2018	270	200.44	
1427394	1825203	4/6/2018	270	175.00	
1427353	1825167	4/6/2018	270	150.00	
1427384	1825193	4/6/2018	270	120.00	
1427393	1825202	4/6/2018	270	115.00	
1427392	1825201	4/6/2018	270	110.00	
1427463	1825269	4/6/2018	270	97.00	
1427354	1825168	4/6/2018	270	75.00	
1427397	1825206	4/6/2018	270	60.00	
1427476	1825281	4/6/2018	270	37.33	
1427464	1825270	4/6/2018	270	36.83	
1427350	1825165	4/6/2018	270	27.26	
1427039	CD ACH Bank Trans	4/6/2018	270		580,000.00
1427357	DFA EFT REV 4/6/1	4/6/2018	270		20,983.94
1427364	DSMV E TICKET RE	4/6/2018	270		673.00
1427314	182700401	4/6/2018	270		7,104,010.18
1427334	182700405	4/6/2018	270		255,562,071.32
1427456	182600401	4/6/2018	270		6,000,000.00
1427706	183980402	4/9/2018	270	92,200,000.00	
1427727	182700407 AIRS TA	4/9/2018	270	7,014,777.42	
1427941	1825414	4/9/2018	270	3,114,360.24	
1427858	1825340	4/9/2018	270	1,303,534.69	
1427712	182300401	4/9/2018	270	1,000,000.00	
1427485	1825410	4/9/2018	270	934,593.13	
1427859	1825341	4/9/2018	270	681,028.71	
1427845	1825344	4/9/2018	270	394,001.43	
1427861	1825343	4/9/2018	270	301,887.95	
1427903	1825386	4/9/2018	270	225,357.00	
1427943	1825415	4/9/2018	270	207,810.99	
1427902	1825385	4/9/2018	270	141,000.00	
1427879	1825348	4/9/2018	270	136,390.77	
1427865	1825345	4/9/2018	270	119,796.74	
1427705	183980401	4/9/2018	270	86,275.00	
1427927	Correct Journal Entr	4/9/2018	270	86,275.00	
1427949	1825420	4/9/2018	270	68,665.63	
1427911	1825405	4/9/2018	270	68,540.68	
1427950	1825421	4/9/2018	270	65,406.72	
1427721	1825302	4/9/2018	270	59,937.92	
1427733	1825309	4/9/2018	270	51,909.29	
1427946	1825417	4/9/2018	270	40,928.04	
1427729	182700408 AIRS TA	4/9/2018	270	40,024.48	
1427724	1825304	4/9/2018	270	35,275.41	
1427878	1825347	4/9/2018	270	33,067.65	
1427939	1825404	4/9/2018	270	32,339.61	
1427905	1825387	4/9/2018	270	32,060.00	
1427937	1825409	4/9/2018	270	29,272.49	
1427944	1825416	4/9/2018	270	21,351.26	
1427734	182700410 AIRS DE	4/9/2018	270	19,736.62	
1427737	1825312	4/9/2018	270	19,029.44	
1427726	1825305	4/9/2018	270	18,547.65	
1427728	1825306	4/9/2018	270	16,806.59	
1427723	1825303	4/9/2018	270	14,589.73	
1427881	1825349	4/9/2018	270	14,453.87	
1427860	1825342	4/9/2018	270	12,577.86	

Run Date: 6/29/2018
Run Time: 6:24:16PM

Demand Account Activity

Start Date: 7/1/2017 End Date: 6/29/2018

Page: 321
User: 0

Jnl. Entry	Ref #	Trx. Date	Ledger	Debit Amount	Credit Amount
1427936	1825408	4/9/2018	270	11,923.68	
1427740	1825314	4/9/2018	270	7,301.58	
1427948	1825419	4/9/2018	270	7,017.72	
1427871	1825366	4/9/2018	270	6,480.00	
1427893	1825380	4/9/2018	270	6,065.00	
1427738	1825313	4/9/2018	270	5,754.84	
1427869	1825364	4/9/2018	270	5,288.00	
1427896	1825382	4/9/2018	270	4,698.48	
1427888	1825378	4/9/2018	270	3,837.00	
1427900	1825384	4/9/2018	270	3,830.28	
1427898	1825383	4/9/2018	270	3,830.27	
1427884	1825350	4/9/2018	270	3,474.00	
1427947	1825418	4/9/2018	270	3,226.05	
1427857	1825339	4/9/2018	270	2,315.57	
1427842	1825362	4/9/2018	270	2,130.00	
1427908	1825361	4/9/2018	270	1,892.10	
1427933	1825407	4/9/2018	270	1,428.63	
1427872	1825367	4/9/2018	270	1,260.00	
1427895	1825381	4/9/2018	270	1,180.00	
1427904	1825359	4/9/2018	270	1,010.00	
1427731	182700409 AIRS DE	4/9/2018	270	964.23	
1427901	1825358	4/9/2018	270	954.00	
1427899	1825357	4/9/2018	270	734.69	
1427940	1825413	4/9/2018	270	675.00	
1427897	1825356	4/9/2018	270	599.00	
1427873	1825368	4/9/2018	270	582.00	
1427894	1825355	4/9/2018	270	516.00	
1427736	1825310	4/9/2018	270	501.15	
1427870	1825365	4/9/2018	270	440.00	
1427885	1825376	4/9/2018	270	434.00	
1427866	1825363	4/9/2018	270	430.00	
1427892	1825354	4/9/2018	270	400.00	
1427890	1825353	4/9/2018	270	385.00	
1427891	1825379	4/9/2018	270	310.00	
1427931	1825406	4/9/2018	270	235.62	
1427867	1825346	4/9/2018	270	226.18	
1427889	1825352	4/9/2018	270	195.00	
1427874	1825369	4/9/2018	270	130.00	
1427934	1825412	4/9/2018	270	110.00	
1427730	1825307	4/9/2018	270	100.00	
1427886	1825351	4/9/2018	270	93.50	
1427887	1825377	4/9/2018	270	70.00	
1427875	1825370	4/9/2018	270	45.60	
1427876	1825371	4/9/2018	270	45.60	
1427741	1825315	4/9/2018	270	42.00	
1427907	1825360	4/9/2018	270	40.00	
1427880	1825373	4/9/2018	270	30.40	
1427882	1825374	4/9/2018	270	30.40	
1427877	1825372	4/9/2018	270	28.80	
1427883	1825375	4/9/2018	270	19.20	
1427732	1825308	4/9/2018	270	12.75	
1427932	1825411	4/9/2018	270	4.25	
1427735	1825311	4/9/2018	270	0.78	
1427482	CD ACH Bank Trans	4/9/2018	270		865,000.00
1427843	8007668 EFT REV C	4/9/2018	270		12,035.81
1427704	182700401	4/9/2018	270		86,275.00

Run Date: 6/29/2018
 Run Time: 6:24:16PM

Demand Account Activity

Page: 322
 User: 0

Start Date: 7/1/2017 End Date: 6/29/2018

Jnl. Entry	Ref #	Trx. Date	Ledger	Debit Amount	Credit Amount
1427708	182700402	4/9/2018	270		8,500,776.69
1427832	182700403	4/9/2018	270		80,000,000.00
1427923	182700404	4/9/2018	270		17,388,451.18
1427926	Back Out Journal Er	4/9/2018	270		86,275.00
1427942	182700401	4/9/2018	270		2,000,000.00
1428291	182700406	4/10/2018	270	78,289,000.00	
1428289	182700405	4/10/2018	270	20,000,000.00	
1428297	182700411EFT AIR!	4/10/2018	270	9,134,884.11	
1428324	1825525	4/10/2018	270	3,820,792.36	
1428307	1825491	4/10/2018	270	2,020,101.27	
1428323	1825506	4/10/2018	270	1,294,439.10	
1428356	182700425	4/10/2018	270	1,000,000.00	
1428358	182700410NON AIF	4/10/2018	270	612,303.50	
1428372	1825552	4/10/2018	270	549,001.09	
1428312	1825495	4/10/2018	270	529,617.42	
1428368	1825549	4/10/2018	270	286,000.00	
1428304	1825488	4/10/2018	270	225,100.65	
1428315	1825498	4/10/2018	270	163,202.67	
1428351	1825523	4/10/2018	270	88,833.84	
1428345	1825520	4/10/2018	270	82,830.72	
1428369	1825550	4/10/2018	270	76,584.18	
1428298	182700412CC AIRS	4/10/2018	270	51,108.24	
1428169	1825438	4/10/2018	270	41,566.42	
1428258	1825471	4/10/2018	270	35,079.29	
1428164	1825437	4/10/2018	270	32,126.02	
1428308	1825492	4/10/2018	270	17,103.65	
1428352	1825524	4/10/2018	270	13,881.90	
1428382	1825563	4/10/2018	270	12,545.83	
1427965	1825470	4/10/2018	270	11,114.61	
1428311	1825494	4/10/2018	270	10,562.87	
1428259	1825472	4/10/2018	270	10,000.00	
1428253	1825464	4/10/2018	270	7,816.03	
1428347	1825521	4/10/2018	270	5,609.79	
1428179	1825441	4/10/2018	270	5,219.23	
1428247	1825459	4/10/2018	270	4,745.00	
1428310	1825493	4/10/2018	270	4,728.95	
1428287	182700404	4/10/2018	270	4,569.45	
1428250	1825461	4/10/2018	270	4,168.00	
1428301	1825487	4/10/2018	270	4,031.77	
1428379	1825560	4/10/2018	270	3,921.00	
1428295	182700409	4/10/2018	270	3,905.00	
1428321	1825504	4/10/2018	270	3,835.00	
1428381	1825562	4/10/2018	270	3,340.00	
1428254	1825465	4/10/2018	270	3,090.65	
1428313	1825496	4/10/2018	270	2,801.00	
1428354	1825527	4/10/2018	270	2,502.95	
1428374	1825555	4/10/2018	270	1,867.38	
1428353	1825526	4/10/2018	270	1,851.58	
1428350	1825522	4/10/2018	270	1,775.52	
1428170	1825439	4/10/2018	270	1,504.54	
1428371	1825551	4/10/2018	270	1,462.63	
1428316	1825499	4/10/2018	270	1,267.39	
1428299	182700413IFTA CC	4/10/2018	270	1,163.18	
1428378	1825559	4/10/2018	270	1,050.00	
1428248	1825460	4/10/2018	270	910.00	
1428243	1825457	4/10/2018	270	702.00	

Run Date: 6/29/2018
 Run Time: 6:24:16PM

Demand Account Activity

Start Date: 7/1/2017 End Date: 6/29/2018

Page: 323
 User: 0

Jnl. Entry	Ref #	Trx. Date	Ledger	Debit Amount	Credit Amount
1428375	1825556	4/10/2018	270	612.07	
1428305	1825489	4/10/2018	270	535.40	
1428322	1825505	4/10/2018	270	430.00	
1428314	1825497	4/10/2018	270	417.00	
1428380	1825561	4/10/2018	270	371.25	
1428252	1825463	4/10/2018	270	363.00	
1428251	1825462	4/10/2018	270	340.00	
1428376	1825557	4/10/2018	270	292.11	
1428320	1825503	4/10/2018	270	245.00	
1428306	1825490	4/10/2018	270	237.50	
1427967	1825435	4/10/2018	270	204.00	
1428319	1825502	4/10/2018	270	150.00	
1428246	1825458	4/10/2018	270	110.00	
1428318	1825501	4/10/2018	270	56.50	
1428240	1825454	4/10/2018	270	53.20	
1428245	1825455	4/10/2018	270	53.20	
1428377	1825558	4/10/2018	270	48.50	
1428355	1825528	4/10/2018	270	39.03	
1428241	1825456	4/10/2018	270	33.60	
1428178	1825440	4/10/2018	270	24.24	
1427968	1825436	4/10/2018	270	21.25	
1428317	1825500	4/10/2018	270	19.00	
1428255	1825466	4/10/2018	270	17.44	
1428229	1825444	4/10/2018	270	2.54	
1428228	1825443	4/10/2018	270	1.06	
1428227	1825442	4/10/2018	270	0.80	
1428242	8007669 EFT REV C	4/10/2018	270		8,490.60
1428261	CD ACH Bank Trans	4/10/2018	270		514,000.00
1428286	182700403	4/10/2018	270		4,569.45
1428293	182700407	4/10/2018	270		32,000,000.00
1428294	182700408	4/10/2018	270		11,538,163.92
1428300	182700418	4/10/2018	270		74,490,357.75
1428698	1825581	4/11/2018	270	31,653,513.40	
1428840	182700405EFT AIR!	4/11/2018	270	23,775,963.42	
1428780	1825650	4/11/2018	270	2,306,034.95	
1428806	182700420	4/11/2018	270	2,000,000.00	
1428702	1825584	4/11/2018	270	1,213,281.00	
1428777	1825646	4/11/2018	270	798,277.98	
1428756	1825651	4/11/2018	270	714,632.72	
1428778	1825647	4/11/2018	270	402,479.60	
1428817	1825668	4/11/2018	270	294,330.07	
1428779	1825648	4/11/2018	270	269,596.50	
1428704	CD ACH Bank Trans	4/11/2018	270	168,000.00	
1428798	1825649	4/11/2018	270	151,979.87	
1428781	1825652	4/11/2018	270	60,661.68	
1428841	182700406CC AIRS	4/11/2018	270	52,557.75	
1428701	1825583	4/11/2018	270	28,656.75	
1428834	1825695	4/11/2018	270	27,604.03	
1428813	1825657	4/11/2018	270	25,897.61	
1428819	1825670	4/11/2018	270	20,131.82	
1428693	1825576	4/11/2018	270	18,557.98	
1428696	1825579	4/11/2018	270	17,897.95	
1428735	182700409	4/11/2018	270	13,145.00	
1428843	182700408IRPCC	4/11/2018	270	12,830.97	
1428812	1825656	4/11/2018	270	10,098.86	
1428818	1825669	4/11/2018	270	9,786.11	

Run Date: 6/29/2018
 Run Time: 6:24:16PM

Demand Account Activity

Start Date: 7/1/2017 End Date: 6/29/2018

Page: 324
 User: 0

Jnl. Entry	Ref #	Trx. Date	Ledger	Debit Amount	Credit Amount
1428822	1825689	4/11/2018	270	9,471.25	
1428697	1825580	4/11/2018	270	7,962.35	
1428802	1825663	4/11/2018	270	5,993.72	
1428811	1825655	4/11/2018	270	5,894.03	
1428695	1825578	4/11/2018	270	5,158.77	
1428810	1825654	4/11/2018	270	4,699.90	
1428694	1825577	4/11/2018	270	4,276.75	
1428732	1825607	4/11/2018	270	3,985.00	
1428820	1825671	4/11/2018	270	3,753.94	
1428842	182700407IFTA CC	4/11/2018	270	3,090.22	
1428736	1825609	4/11/2018	270	2,875.00	
1428801	1825662	4/11/2018	270	2,585.67	
1428824	1825690	4/11/2018	270	2,366.47	
1428804	1825665	4/11/2018	270	2,030.00	
1428708	1825589	4/11/2018	270	1,187.51	
1428803	1825664	4/11/2018	270	900.00	
1428703	1825585	4/11/2018	270	897.25	
1428738	1825611	4/11/2018	270	891.00	
1428734	1825608	4/11/2018	270	770.00	
1428815	1825666	4/11/2018	270	755.00	
1428699	1825582	4/11/2018	270	510.66	
1428800	1825661	4/11/2018	270	450.00	
1428825	1825693	4/11/2018	270	310.40	
1428823	1825691	4/11/2018	270	278.99	
1428816	1825667	4/11/2018	270	250.70	
1428737	1825610	4/11/2018	270	250.00	
1428799	1825660	4/11/2018	270	245.00	
1428833	1825694	4/11/2018	270	155.20	
1428726	182700402	4/11/2018	270	147.00	
1428739	1825612	4/11/2018	270	120.00	
1428797	1825659	4/11/2018	270	110.00	
1428821	1825688	4/11/2018	270	102.00	
1428814	1825658	4/11/2018	270	85.00	
1428397	1825575	4/11/2018	270	70.00	
1428807	1825653	4/11/2018	270	55.66	
1428740	1825613	4/11/2018	270	38.00	
1428741	1825614	4/11/2018	270	38.00	
1428742	1825615	4/11/2018	270	24.00	
1428743	1825616	4/11/2018	270	8.50	
1428745	8007672 EFT REV C	4/11/2018	270		42,323.83
1428718	182700404	4/11/2018	270		13,000,000.00
1428725	1820700401	4/11/2018	270		7,801,676.39
1428727	182700403	4/11/2018	270		31,653,513.40
1428750	182700412	4/11/2018	270		13,145.00
1428752	182700413	4/11/2018	270		11,388,210.90
1430168	1825830	4/12/2018	270	58,273,040.09	
1430019	183980401	4/12/2018	270	47,990,000.00	
1430030	182700407 AIRS TA	4/12/2018	270	11,779,006.56	
1430172	1825832	4/12/2018	270	8,174,716.80	
1430174	1825834	4/12/2018	270	774,015.79	
1430124	1825771	4/12/2018	270	369,251.78	
1430001	1825704	4/12/2018	270	348,709.04	
1430160	1825825	4/12/2018	270	338,022.22	
1430171	1825831	4/12/2018	270	218,520.19	
1430173	1825833	4/12/2018	270	197,073.59	
1430130	1825782	4/12/2018	270	190,418.45	

Run Date: 6/29/2018
Run Time: 6:24:16PM

Demand Account Activity

Start Date: 7/1/2017 End Date: 6/29/2018

Page: 325
User: 0

Jnl. Entry	Ref #	Trx. Date	Ledger	Debit Amount	Credit Amount
1430039	1825701	4/12/2018	270	174,311.90	
1430009	1825700	4/12/2018	270	129,027.10	
1430181	1825851	4/12/2018	270	128,184.00	
1430162	1825826	4/12/2018	270	102,444.11	
1430122	1825770	4/12/2018	270	99,234.49	
1430031	182700408 AIRS TA	4/12/2018	270	70,717.45	
1430102	1825752	4/12/2018	270	64,887.90	
1430115	1825764	4/12/2018	270	64,650.00	
1430004	1825699	4/12/2018	270	61,628.80	
1430100	1825750	4/12/2018	270	51,164.97	
1430153	1825824	4/12/2018	270	40,732.58	
1430116	1825765	4/12/2018	270	38,647.00	
1430128	1825781	4/12/2018	270	35,176.46	
1430101	1825751	4/12/2018	270	22,238.71	
1429999	1825703	4/12/2018	270	20,855.46	
1430033	182700410 AIRS DE	4/12/2018	270	19,874.50	
1430005	1825706	4/12/2018	270	18,076.11	
1430129	1825774	4/12/2018	270	15,864.00	
1430010	1825708	4/12/2018	270	14,257.59	
1430125	1825772	4/12/2018	270	10,760.00	
1430007	1825707	4/12/2018	270	10,219.43	
1430111	1825761	4/12/2018	270	10,168.10	
1430151	1825822	4/12/2018	270	6,891.03	
1428845	1825702	4/12/2018	270	6,010.50	
1430133	1825784	4/12/2018	270	4,687.00	
1430178	1825850	4/12/2018	270	4,555.98	
1430117	1825766	4/12/2018	270	4,201.20	
1430152	1825823	4/12/2018	270	4,086.37	
1430134	1825785	4/12/2018	270	3,465.00	
1430176	1825849	4/12/2018	270	3,437.20	
1430032	182700409 AIRS DE	4/12/2018	270	3,237.74	
1430113	1825762	4/12/2018	270	2,770.00	
1430127	1825773	4/12/2018	270	2,080.00	
1430104	1825754	4/12/2018	270	1,933.14	
1430118	1825767	4/12/2018	270	1,740.00	
1430103	1825753	4/12/2018	270	1,630.50	
1430114	1825763	4/12/2018	270	1,495.00	
1430002	1825705	4/12/2018	270	1,462.50	
1430135	1825776	4/12/2018	270	1,405.50	
1430132	1825775	4/12/2018	270	1,320.00	
1430164	1825827	4/12/2018	270	1,305.75	
1430006	1825710	4/12/2018	270	1,135.00	
1430008	1825711	4/12/2018	270	1,110.00	
1430167	1825828	4/12/2018	270	1,072.33	
1430059	183980403	4/12/2018	270	858.78	
1430003	1825709	4/12/2018	270	620.00	
1430131	1825783	4/12/2018	270	610.19	
1430156	1825829	4/12/2018	270	577.22	
1430099	1825749	4/12/2018	270	503.00	
1430011	1825712	4/12/2018	270	475.00	
1430109	1825759	4/12/2018	270	447.50	
1430108	1825758	4/12/2018	270	425.00	
1430013	1825713	4/12/2018	270	410.00	
1430110	1825760	4/12/2018	270	380.00	
1430107	1825757	4/12/2018	270	275.00	
1430106	1825756	4/12/2018	270	235.00	

Run Date: 6/29/2018
 Run Time: 6:24:16PM

Demand Account Activity

Page: 326
 User: 0

Start Date: 7/1/2017 End Date: 6/29/2018

Jnl. Entry	Ref #	Trx. Date	Ledger	Debit Amount	Credit Amount
1430137	1825777	4/12/2018	270	210.00	
1430119	1825768	4/12/2018	270	147.11	
1429998	1825698	4/12/2018	270	117.00	
1430183	1825852	4/12/2018	270	114.75	
1430121	1825769	4/12/2018	270	97.31	
1430105	1825755	4/12/2018	270	40.00	
1430138	1825778	4/12/2018	270	30.40	
1430139	1825779	4/12/2018	270	30.40	
1430063	1825780	4/12/2018	270	19.20	
1430037	CD ACH Bank Trans	4/12/2018	270		702,000.00
1430043	8007673 EFT REV C	4/12/2018	270		6,148.37
1430018	182700401	4/12/2018	270		5,195,665.54
1430034	182700402	4/12/2018	270		111,000,000.00
1430042	182700403	4/12/2018	270		858.78
1430147	182700404	4/12/2018	270		12,534,338.59
1430563	184700401	4/13/2018	270	120,000,000.00	
1430546	182700407 AIRS All	4/13/2018	270	33,643,770.99	
1430478	1825882	4/13/2018	270	23,490,768.50	
1430448	CD ACH Bank Trans	4/13/2018	270	15,520,000.00	
1430630	183000403	4/13/2018	270	10,000,000.00	
1430602	1825993	4/13/2018	270	6,453,983.71	
1430591	1825982	4/13/2018	270	4,997,525.55	
1430489	1825893	4/13/2018	270	976,000.00	
1430490	1825894	4/13/2018	270	800,000.00	
1430575	1825973	4/13/2018	270	756,598.16	
1430484	1825888	4/13/2018	270	422,178.06	
1430582	1825972	4/13/2018	270	201,862.18	
1430601	1825992	4/13/2018	270	189,590.31	
1430590	1825981	4/13/2018	270	176,830.17	
1430491	1825895	4/13/2018	270	159,700.00	
1430584	1825975	4/13/2018	270	143,129.48	
1430539	1825935	4/13/2018	270	129,353.51	
1430492	1825896	4/13/2018	270	120,000.00	
1430653	1826033	4/13/2018	270	118,751.49	
1430538	1825934	4/13/2018	270	104,717.70	
1430583	1825974	4/13/2018	270	83,249.06	
1430547	182700408 AIRS TA	4/13/2018	270	78,491.75	
1430612	1826013	4/13/2018	270	71,565.57	
1430537	1825933	4/13/2018	270	65,982.48	
1430595	1826034	4/13/2018	270	57,729.85	
1430646	1826037	4/13/2018	270	54,720.75	
1430481	1825885	4/13/2018	270	50,787.56	
1430649	1826031	4/13/2018	270	44,450.03	
1430650	1826030	4/13/2018	270	39,876.90	
1430476	1825881	4/13/2018	270	37,628.77	
1430480	1825884	4/13/2018	270	37,549.46	
1430540	1825936	4/13/2018	270	35,432.01	
1430586	1825977	4/13/2018	270	32,413.49	
1430585	1825976	4/13/2018	270	30,691.51	
1430479	1825883	4/13/2018	270	29,011.82	
1430581	1825971	4/13/2018	270	27,141.76	
1430524	1825922	4/13/2018	270	25,820.00	
1430557	182700410 AIRS D€	4/13/2018	270	18,619.76	
1430517	1825917	4/13/2018	270	10,820.37	
1430542	1825937	4/13/2018	270	10,000.30	
1430549	1825938	4/13/2018	270	7,887.46	

Run Date: 6/29/2018
Run Time: 6:24:16PM

Demand Account Activity

Start Date: 7/1/2017 End Date: 6/29/2018

Page: 327
User: 0

Jnl. Entry	Ref #	Trx. Date	Ledger	Debit Amount	Credit Amount
1430589	1825980	4/13/2018	270	6,265.43	
1430485	1825889	4/13/2018	270	6,124.05	
1430594	1825985	4/13/2018	270	4,980.00	
1430592	1825983	4/13/2018	270	4,299.00	
1430553	1825941	4/13/2018	270	4,107.23	
1430493	1825897	4/13/2018	270	3,500.00	
1430521	1825920	4/13/2018	270	3,404.47	
1430640	1826025	4/13/2018	270	3,373.48	
1430536	1825932	4/13/2018	270	3,326.28	
1430488	1825892	4/13/2018	270	2,910.17	
1430534	1825930	4/13/2018	270	2,658.00	
1430535	1825931	4/13/2018	270	2,595.00	
1430483	1825887	4/13/2018	270	2,319.08	
1430516	1825916	4/13/2018	270	2,185.00	
1430611	1826012	4/13/2018	270	2,104.00	
1430608	1826010	4/13/2018	270	1,710.00	
1430548	182700409 AIRS DE	4/13/2018	270	1,639.38	
1430604	1826006	4/13/2018	270	1,425.00	
1430651	1826032	4/13/2018	270	1,400.00	
1430518	1825918	4/13/2018	270	1,300.00	
1430603	1825994	4/13/2018	270	1,271.68	
1430529	1825927	4/13/2018	270	1,226.56	
1430614	1826014	4/13/2018	270	1,200.00	
1430644	1826028	4/13/2018	270	1,190.00	
1430607	1826009	4/13/2018	270	1,100.00	
1430596	1825987	4/13/2018	270	1,033.00	
1430571	1825986	4/13/2018	270	960.00	
1430648	1826029	4/13/2018	270	950.00	
1430533	1825929	4/13/2018	270	900.00	
1430515	1825915	4/13/2018	270	892.50	
1430642	1826035	4/13/2018	270	819.00	
1430550	1825939	4/13/2018	270	795.70	
1430605	1826007	4/13/2018	270	730.00	
1430641	1826026	4/13/2018	270	680.00	
1430610	1826011	4/13/2018	270	560.00	
1430486	1825890	4/13/2018	270	420.00	
1430532	1825928	4/13/2018	270	379.00	
1430593	1825984	4/13/2018	270	370.00	
1430588	1825979	4/13/2018	270	276.62	
1430587	1825978	4/13/2018	270	264.53	
1430519	1825919	4/13/2018	270	250.00	
1430643	1826027	4/13/2018	270	250.00	
1430487	1825891	4/13/2018	270	193.90	
1430645	1826036	4/13/2018	270	180.00	
1430597	1825988	4/13/2018	270	150.00	
1430555	1825942	4/13/2018	270	117.00	
1430526	1825924	4/13/2018	270	115.00	
1430606	1826008	4/13/2018	270	100.00	
1430639	1826024	4/13/2018	270	72.52	
1430552	1825940	4/13/2018	270	66.43	
1430527	1825925	4/13/2018	270	62.50	
1430482	1825886	4/13/2018	270	56.68	
1430528	1825926	4/13/2018	270	44.00	
1430559	1825943	4/13/2018	270	31.64	
1430598	1825989	4/13/2018	270	30.40	
1430599	1825990	4/13/2018	270	30.40	

Run Date: 6/29/2018
Run Time: 6:24:16PM

Demand Account Activity

Start Date: 7/1/2017 End Date: 6/29/2018

Page: 328
User: 0

Jnl. Entry	Ref #	Trx. Date	Ledger	Debit Amount	Credit Amount
1430600	1825991	4/13/2018	270	19.20	
1430525	1825923	4/13/2018	270	6.67	
1430523	1825921	4/13/2018	270	4.25	
1430447	CD ACH Bank Trans	4/13/2018	270		15,719,000.00
1430499	8007675 EFT REV C	4/13/2018	270		15,243.50
1430508	182700401	4/13/2018	270		8,575,214.20
1430510	182700402	4/13/2018	270		0.01
1430623	182700403	4/13/2018	270		162,605,905.92
1430633	182700403	4/13/2018	270		10,048,157.50
1430632	182700401	4/13/2018	270		23,490,768.50
1430946	182600401	4/16/2018	270	164,000,000.00	
1430964	182800401	4/16/2018	270	65,000,000.00	
1430942	182700407 AIRS TA	4/16/2018	270	61,409,528.31	
1431078	183980403	4/16/2018	270	27,785,309.03	
1431016	1826132	4/16/2018	270	14,213,491.44	
1430926	CD ACH Bank Trans	4/16/2018	270	9,757,758.00	
1431042	1826131	4/16/2018	270	4,212,458.59	
1431041	1826130	4/16/2018	270	609,409.48	
1431065	1826160	4/16/2018	270	564,191.96	
1430953	1826048	4/16/2018	270	375,654.53	
1431077	183980402	4/16/2018	270	265,723.27	
1430976	1826069	4/16/2018	270	218,270.78	
1430990	1826082	4/16/2018	270	158,813.49	
1430952	1826047	4/16/2018	270	121,113.32	
1431040	1826129	4/16/2018	270	55,554.07	
1431083	1826156	4/16/2018	270	34,446.99	
1431049	1826139	4/16/2018	270	29,814.36	
1431039	1826128	4/16/2018	270	26,609.75	
1431044	1826134	4/16/2018	270	21,870.06	
1430954	1826049	4/16/2018	270	20,233.76	
1430993	1826085	4/16/2018	270	14,881.51	
1430994	1826086	4/16/2018	270	14,784.43	
1431043	1826133	4/16/2018	270	12,245.16	
1430951	1826046	4/16/2018	270	10,142.50	
1431047	1826137	4/16/2018	270	8,721.70	
1430991	1826083	4/16/2018	270	7,558.90	
1431086	1826158	4/16/2018	270	7,490.00	
1430985	1826162	4/16/2018	270	7,271.54	
1430971	1826065	4/16/2018	270	5,475.00	
1430944	182700409 AIRS DE	4/16/2018	270	5,390.81	
1431004	1826096	4/16/2018	270	4,589.83	
1430997	1826089	4/16/2018	270	4,402.00	
1430996	1826088	4/16/2018	270	4,145.32	
1430973	1826067	4/16/2018	270	3,533.00	
1431085	1826157	4/16/2018	270	3,351.38	
1431048	1826138	4/16/2018	270	2,690.64	
1430995	1826087	4/16/2018	270	2,397.00	
1431073	1826140	4/16/2018	270	2,270.75	
1431000	1826092	4/16/2018	270	2,010.08	
1430999	1826091	4/16/2018	270	1,740.00	
1430943	182700408 AIRS TA	4/16/2018	270	1,578.79	
1431005	1826097	4/16/2018	270	1,390.00	
1430972	1826066	4/16/2018	270	1,050.00	
1430998	1826090	4/16/2018	270	859.00	
1431050	1826161	4/16/2018	270	822.00	
1431006	1826098	4/16/2018	270	680.00	

Demand Account Activity

Start Date: 7/1/2017 End Date: 6/29/2018

Jnl. Entry	Ref #	Trx. Date	Ledger	Debit Amount	Credit Amount
1431087	1826159	4/16/2018	270	517.88	
1430968	1826063	4/16/2018	270	473.00	
1430955	1826050	4/16/2018	270	395.40	
1431003	1826095	4/16/2018	270	376.00	
1430975	1826068	4/16/2018	270	290.00	
1430992	1826084	4/16/2018	270	97.80	
1431002	1826094	4/16/2018	270	94.00	
1430970	1826064	4/16/2018	270	80.00	
1431046	1826136	4/16/2018	270	43.61	
1430956	1826051	4/16/2018	270	30.00	
1431045	1826135	4/16/2018	270	22.94	
1430957	1826052	4/16/2018	270	4.25	
1431001	1826093	4/16/2018	270	4.00	
1430925	CD ACH Bank Trans	4/16/2018	270		10,542,287.00
1430969	DFA EFT REV 4/16/	4/16/2018	270		33,464.15
1430932	182700401	4/16/2018	270		100.00
1430945	182700402	4/16/2018	270		9,399,791.60
1431075	182700403	4/16/2018	270		33,971,517.28
1431079	182700407	4/16/2018	270		4,464,866.67
1431080	182700408	4/16/2018	270		289,000,000.00
1431461	182700407 AIRS TA	4/17/2018	270	205,617,657.39	
1431423	183000403	4/17/2018	270	125,000,000.00	
1431456	182600401	4/17/2018	270	40,000,000.00	
1431478	183980402	4/17/2018	270	2,018,336.11	
1431580	183980405	4/17/2018	270	1,497,200.00	
1431508	1826256	4/17/2018	270	1,442,825.94	
1431430	1826173	4/17/2018	270	1,029,315.08	
1431542	1826264	4/17/2018	270	723,271.76	
1431558	1826254	4/17/2018	270	516,445.24	
1431433	CD ACH Bank Trans	4/17/2018	270	500,000.00	
1431436	1826174	4/17/2018	270	500,000.00	
1431559	1826255	4/17/2018	270	261,401.99	
1431442	1826178	4/17/2018	270	139,662.80	
1431439	1826175	4/17/2018	270	106,520.70	
1431428	1826171	4/17/2018	270	90,537.78	
1431462	182700408 AIRS TA	4/17/2018	270	82,692.98	
1431443	1826179	4/17/2018	270	80,909.64	
1431573	1826286	4/17/2018	270	53,244.00	
1431560	1826257	4/17/2018	270	43,732.14	
1431441	1826177	4/17/2018	270	33,772.96	
1431445	1826185	4/17/2018	270	24,183.79	
1431465	182700410 AIRS DE	4/17/2018	270	19,391.69	
1431544	1826265	4/17/2018	270	18,232.47	
1431540	1826263	4/17/2018	270	17,605.82	
1431431	1826181	4/17/2018	270	14,802.49	
1431499	1826212	4/17/2018	270	7,845.93	
1431584	1826294	4/17/2018	270	7,200.00	
1431463	182700409 AIRS DE	4/17/2018	270	5,392.22	
1431097	1826180	4/17/2018	270	5,240.30	
1431437	1826183	4/17/2018	270	4,587.65	
1431490	1826203	4/17/2018	270	4,225.00	
1431420	1826184	4/17/2018	270	3,543.47	
1431574	1826287	4/17/2018	270	3,451.38	
1431546	1826267	4/17/2018	270	3,285.00	
1431494	1826207	4/17/2018	270	3,252.00	
1431557	1826253	4/17/2018	270	3,034.49	

Run Date: 6/29/2018
Run Time: 6:24:16PM

Demand Account Activity

Start Date: 7/1/2017 End Date: 6/29/2018

Page: 330
User: 0

Jnl. Entry	Ref #	Trx. Date	Ledger	Debit Amount	Credit Amount
1431486	1826199	4/17/2018	270	2,561.65	
1431427	1826170	4/17/2018	270	2,113.19	
1431435	1826182	4/17/2018	270	2,047.32	
1431492	1826205	4/17/2018	270	2,034.00	
1431440	1826176	4/17/2018	270	1,933.32	
1431538	1826261	4/17/2018	270	1,148.00	
1431547	1826268	4/17/2018	270	917.50	
1431571	1826284	4/17/2018	270	873.51	
1431491	1826204	4/17/2018	270	830.00	
1431572	1826285	4/17/2018	270	746.83	
1431500	1826213	4/17/2018	270	459.04	
1431581	1826293	4/17/2018	270	400.00	
1431429	1826172	4/17/2018	270	299.73	
1431493	1826206	4/17/2018	270	290.00	
1431539	1826262	4/17/2018	270	269.00	
1431495	1826208	4/17/2018	270	260.00	
1431448	1826188	4/17/2018	270	150.00	
1431537	1826260	4/17/2018	270	150.00	
1431446	1826186	4/17/2018	270	125.00	
1431568	1826283	4/17/2018	270	107.00	
1431467	182700403	4/17/2018	270	96.00	
1431447	1826187	4/17/2018	270	75.00	
1431575	1826288	4/17/2018	270	57.30	
1431487	1826200	4/17/2018	270	49.60	
1431488	1826201	4/17/2018	270	45.60	
1431496	1826209	4/17/2018	270	30.40	
1431497	1826210	4/17/2018	270	30.40	
1431562	1826259	4/17/2018	270	30.00	
1431489	1826202	4/17/2018	270	28.80	
1431498	1826211	4/17/2018	270	19.20	
1431545	1826266	4/17/2018	270	10.55	
1431561	1826258	4/17/2018	270	9.41	
1431432	CD ACH Bank Trans	4/17/2018	270		1,262,000.00
1431479	DFA EFT REV 4/17/	4/17/2018	270		13,866.56
1431424	182700401	4/17/2018	270		13,195,544.63
1431457	182700402	4/17/2018	270		339,000,000.00
1431476	182700404	4/17/2018	270		2,018,336.11
1431565	182700405	4/17/2018	270		21,030,062.70
1431570	182700405	4/17/2018	270		1,497,200.00
1431563	182700401	4/17/2018	270		3,000,000.00
1431837	182700407 AIRS TA	4/18/2018	270	55,475,074.45	
1431972	183000404	4/18/2018	270	22,000,000.00	
1431999	182300401	4/18/2018	270	2,000,000.00	
1432083	1826386	4/18/2018	270	1,809,472.34	
1431968	184720401	4/18/2018	270	1,369,976.18	
1432072	1826382	4/18/2018	270	1,146,800.99	
1431582	CD ACH Bank Trans	4/18/2018	270	1,000,000.00	
1432076	1826383	4/18/2018	270	944,409.44	
1432001	184720402	4/18/2018	270	834,820.83	
1432030	1826360	4/18/2018	270	656,347.54	
1431980	1826326	4/18/2018	270	317,558.83	
1432028	1826358	4/18/2018	270	258,050.69	
1432081	1826384	4/18/2018	270	216,604.57	
1431975	1826324	4/18/2018	270	200,908.00	
1431979	1826317	4/18/2018	270	170,602.90	
1431977	1826325	4/18/2018	270	105,492.00	

Run Date: 6/29/2018
Run Time: 6:24:16PM

Demand Account Activity

Start Date: 7/1/2017 End Date: 6/29/2018

Page: 331
User: 0

Jnl. Entry	Ref #	Trx. Date	Ledger	Debit Amount	Credit Amount
1432082	1826385	4/18/2018	270	80,215.94	
1431858	182700408 AIRS TA	4/18/2018	270	74,554.43	
1431990	1826333	4/18/2018	270	66,856.15	
1432087	1826390	4/18/2018	270	57,549.58	
1431983	1826328	4/18/2018	270	41,284.66	
1431993	1826320	4/18/2018	270	40,666.55	
1431991	1826319	4/18/2018	270	36,687.94	
1431988	1826318	4/18/2018	270	34,836.85	
1431996	1826321	4/18/2018	270	29,547.55	
1432096	1826430	4/18/2018	270	28,106.03	
1431985	1826329	4/18/2018	270	23,729.51	
1432086	1826389	4/18/2018	270	18,651.81	
1432094	1826429	4/18/2018	270	16,833.20	
1431986	1826330	4/18/2018	270	14,326.59	
1431989	1826331	4/18/2018	270	11,070.10	
1432051	1826396	4/18/2018	270	10,985.19	
1431984	1826313	4/18/2018	270	10,613.50	
1431982	1826327	4/18/2018	270	9,892.28	
1431964	182700410 AIRS DE	4/18/2018	270	7,887.97	
1431962	182700409 AIRS DE	4/18/2018	270	7,355.02	
1431978	1826311	4/18/2018	270	7,221.65	
1432101	1826426	4/18/2018	270	6,068.47	
1431997	1826322	4/18/2018	270	4,926.10	
1432084	1826387	4/18/2018	270	4,693.44	
1432021	1826351	4/18/2018	270	4,599.00	
1432097	1826425	4/18/2018	270	4,520.25	
1432099	1826431	4/18/2018	270	4,137.78	
1432019	1826349	4/18/2018	270	3,800.00	
1431987	1826314	4/18/2018	270	3,739.86	
1432088	1826391	4/18/2018	270	3,228.21	
1432092	1826420	4/18/2018	270	2,985.00	
1432104	1826427	4/18/2018	270	2,600.00	
1431600	182700401	4/18/2018	270	2,415.21	
1432090	1826393	4/18/2018	270	2,370.00	
1432033	1826363	4/18/2018	270	2,219.18	
1431995	1826332	4/18/2018	270	2,105.20	
1432078	1826419	4/18/2018	270	1,708.00	
1432023	1826353	4/18/2018	270	1,254.00	
1432089	1826392	4/18/2018	270	1,049.61	
1432047	1826394	4/18/2018	270	815.00	
1431974	1826323	4/18/2018	270	756.97	
1432020	1826350	4/18/2018	270	730.00	
1432095	1826421	4/18/2018	270	600.00	
1432093	1826424	4/18/2018	270	500.00	
1432085	1826388	4/18/2018	270	439.31	
1432022	1826352	4/18/2018	270	370.00	
1431973	1826316	4/18/2018	270	303.16	
1432106	1826428	4/18/2018	270	276.82	
1431992	1826315	4/18/2018	270	197.65	
1432098	1826422	4/18/2018	270	185.00	
1432100	1826423	4/18/2018	270	162.00	
1432024	1826354	4/18/2018	270	140.00	
1431976	1826310	4/18/2018	270	139.00	
1431981	1826312	4/18/2018	270	105.00	
1432050	1826395	4/18/2018	270	80.00	
1432102	1826432	4/18/2018	270	39.74	

Run Date: 6/29/2018
Run Time: 6:24:16PM

Demand Account Activity

Page: 332
User: 0

Start Date: 7/1/2017 End Date: 6/29/2018

Jnl. Entry	Ref #	Trx. Date	Ledger	Debit Amount	Credit Amount
1432105	1826433	4/18/2018	270	36.83	
1432025	1826355	4/18/2018	270	30.40	
1432026	1826356	4/18/2018	270	30.40	
1432071	1826381	4/18/2018	270	20.00	
1432027	1826357	4/18/2018	270	19.20	
1432029	1826359	4/18/2018	270	7.50	
1431578	CD ACH Bank Trans	4/18/2018	270		2,323,000.00
1432009	8007683 EFT REV	4/18/2018	270		46,280.57
1431965	182700402	4/18/2018	270		4,038,610.98
1432000	182700403	4/18/2018	270		62,000,000.00
1432014	182700404	4/18/2018	270		834,820.83
1432037	182700405	4/18/2018	270		17,926,838.35
1432109	182700406	4/18/2018	270		2,000,000.00
1432488	1826521	4/19/2018	270	54,067,705.69	
1432129	182700407 AIRS TA	4/19/2018	270	21,847,458.75	
1432152	182300401	4/19/2018	270	16,000,000.00	
1432169	183000404	4/19/2018	270	15,000,000.00	
1432146	1826447	4/19/2018	270	11,396,270.35	
1432137	1826445	4/19/2018	270	9,465,580.02	
1432138	1826440	4/19/2018	270	1,145,882.00	
1432479	1826499	4/19/2018	270	180,000.00	
1432494	1826526	4/19/2018	270	174,853.39	
1432110	1826444	4/19/2018	270	169,088.26	
1432141	1826446	4/19/2018	270	163,708.00	
1432130	182700408 AIRS TA	4/19/2018	270	157,243.05	
1432140	1826441	4/19/2018	270	156,400.00	
1432490	1826523	4/19/2018	270	112,647.85	
1432446	1826478	4/19/2018	270	83,095.81	
1432448	1826479	4/19/2018	270	77,250.45	
1432492	1826524	4/19/2018	270	50,940.31	
1432506	1826538	4/19/2018	270	28,119.48	
1432478	1826498	4/19/2018	270	22,035.30	
1432462	1826513	4/19/2018	270	20,697.84	
1432131	182700409 AIRS DE	4/19/2018	270	19,427.00	
1432469	1826491	4/19/2018	270	13,451.00	
1432465	1826489	4/19/2018	270	12,485.00	
1432463	1826488	4/19/2018	270	10,213.46	
1432505	1826537	4/19/2018	270	8,780.23	
1432120	182700401	4/19/2018	270	5,298.86	
1432144	1826443	4/19/2018	270	5,116.77	
1432142	1826442	4/19/2018	270	2,839.82	
1432468	1826490	4/19/2018	270	2,380.00	
1432459	1826486	4/19/2018	270	2,335.00	
1432461	1826487	4/19/2018	270	1,832.50	
1432445	1826477	4/19/2018	270	1,704.30	
1432471	1826492	4/19/2018	270	1,130.00	
1432160	183980401	4/19/2018	270	958.33	
1432481	1826501	4/19/2018	270	873.00	
1432472	1826493	4/19/2018	270	786.00	
1432451	1826481	4/19/2018	270	560.00	
1432450	1826480	4/19/2018	270	466.00	
1432458	1826485	4/19/2018	270	385.00	
1432456	1826484	4/19/2018	270	160.00	
1432508	1826540	4/19/2018	270	153.00	
1432480	1826500	4/19/2018	270	130.00	
1432453	1826482	4/19/2018	270	125.00	

Run Date: 6/29/2018
 Run Time: 6:24:16PM

Demand Account Activity

Page: 333
 User: 0

Start Date: 7/1/2017 End Date: 6/29/2018

Jnl. Entry	Ref #	Trx. Date	Ledger	Debit Amount	Credit Amount
1432454	1826483	4/19/2018	270	125.00	
1432474	1826494	4/19/2018	270	120.00	
1432147	1826448	4/19/2018	270	82.00	
1432493	1826525	4/19/2018	270	74.12	
1432507	1826539	4/19/2018	270	68.00	
1432475	1826495	4/19/2018	270	22.80	
1432476	1826496	4/19/2018	270	22.80	
1432477	1826497	4/19/2018	270	14.40	
1432489	1826522	4/19/2018	270	1.00	
1432114	CD ACH Bank Trans	4/19/2018	270		2,650,000.00
1432164	8007685 EFT REV C	4/19/2018	270		104,079.40
1432132	182700402	4/19/2018	270		6,166,373.45
1432165	182700403	4/19/2018	270		958.33
1432170	182700405	4/19/2018	270		100,000,000.00
1432491	182700406	4/19/2018	270		9,765,750.82
1432159	182700401	4/19/2018	270		11,396,270.35
1433341	184700401	4/20/2018	270	81,000,000.00	
1433284	1826616	4/20/2018	270	52,047,679.82	
1433224	183000404	4/20/2018	270	50,000,000.00	
1432530	182700407 AIRS TA	4/20/2018	270	34,652,802.77	
1433342	1826666	4/20/2018	270	2,674,366.96	
1433236	1826561	4/20/2018	270	1,812,442.82	
1433324	1826650	4/20/2018	270	1,640,384.97	
1433340	1826659	4/20/2018	270	507,019.53	
1433350	1826675	4/20/2018	270	447,626.79	
1433344	1826668	4/20/2018	270	383,923.33	
1433269	1826601	4/20/2018	270	310,851.42	
1433335	1826663	4/20/2018	270	249,102.86	
1432531	182700408 AIRS TA	4/20/2018	270	229,330.21	
1433325	1826651	4/20/2018	270	136,096.06	
1433231	1826556	4/20/2018	270	128,335.88	
1433283	1826615	4/20/2018	270	124,374.60	
1433338	1826664	4/20/2018	270	95,693.00	
1433241	1826567	4/20/2018	270	92,656.30	
1433274	1826606	4/20/2018	270	87,284.78	
1433270	1826602	4/20/2018	270	83,610.38	
1433347	1826673	4/20/2018	270	77,489.12	
1433343	1826667	4/20/2018	270	48,272.22	
1433273	1826605	4/20/2018	270	46,203.63	
1433232	1826557	4/20/2018	270	44,807.90	
1433275	1826607	4/20/2018	270	38,976.00	
1433326	1826652	4/20/2018	270	26,038.55	
1433328	1826654	4/20/2018	270	20,000.00	
1432532	182700409 AIRS DE	4/20/2018	270	14,847.32	
1433237	1826562	4/20/2018	270	13,206.04	
1433282	1826614	4/20/2018	270	12,463.79	
1433332	1826661	4/20/2018	270	11,570.14	
1433337	1826658	4/20/2018	270	10,647.47	
1433272	1826604	4/20/2018	270	9,932.55	
1433238	1826563	4/20/2018	270	9,238.14	
1433253	1826660	4/20/2018	270	8,988.00	
1433354	1826679	4/20/2018	270	8,000.00	
1433352	1826677	4/20/2018	270	6,902.00	
1433229	1826555	4/20/2018	270	6,769.06	
1433295	1826625	4/20/2018	270	6,662.00	
1433355	1826680	4/20/2018	270	6,265.50	

Run Date: 6/29/2018
 Run Time: 6:24:16PM

Demand Account Activity

Page: 334
 User: 0

Start Date: 7/1/2017 End Date: 6/29/2018

Jnl. Entry	Ref #	Trx. Date	Ledger	Debit Amount	Credit Amount
1433271	1826603	4/20/2018	270	6,162.59	
1433230	1826566	4/20/2018	270	5,323.00	
1433277	1826609	4/20/2018	270	5,080.38	
1433297	1826627	4/20/2018	270	4,995.00	
1433339	1826665	4/20/2018	270	4,620.58	
1433276	1826608	4/20/2018	270	4,289.63	
1433235	1826560	4/20/2018	270	4,285.47	
1433333	1826662	4/20/2018	270	4,039.40	
1433233	1826558	4/20/2018	270	3,767.77	
1433239	1826564	4/20/2018	270	3,597.75	
1433240	1826565	4/20/2018	270	3,509.71	
1433330	1826656	4/20/2018	270	3,430.21	
1433268	1826600	4/20/2018	270	2,785.78	
1433293	1826623	4/20/2018	270	2,059.00	
1433353	1826678	4/20/2018	270	1,916.00	
1433266	1826597	4/20/2018	270	1,305.00	
1433278	1826610	4/20/2018	270	1,260.00	
1433296	1826626	4/20/2018	270	930.00	
1433360	1826685	4/20/2018	270	910.00	
1433334	1826657	4/20/2018	270	833.13	
1433281	1826613	4/20/2018	270	756.00	
1433359	1826684	4/20/2018	270	720.00	
1433361	1826686	4/20/2018	270	700.00	
1433294	1826624	4/20/2018	270	560.00	
1433358	1826683	4/20/2018	270	450.00	
1432521	182700402	4/20/2018	270	385.22	
1433327	1826653	4/20/2018	270	299.73	
1432503	1826598	4/20/2018	270	295.00	
1433351	1826676	4/20/2018	270	242.50	
1433304	1826634	4/20/2018	270	217.91	
1433356	1826681	4/20/2018	270	200.00	
1433357	1826682	4/20/2018	270	200.00	
1433329	1826655	4/20/2018	270	146.99	
1433289	1826621	4/20/2018	270	145.00	
1433290	1826622	4/20/2018	270	140.00	
1433280	1826612	4/20/2018	270	134.08	
1433285	1826617	4/20/2018	270	122.00	
1433279	1826611	4/20/2018	270	113.58	
1433286	1826618	4/20/2018	270	76.00	
1433287	1826619	4/20/2018	270	76.00	
1433349	1826674	4/20/2018	270	70.00	
1433228	1826554	4/20/2018	270	65.00	
1433288	1826620	4/20/2018	270	48.00	
1433267	1826599	4/20/2018	270	35.95	
1433225	1826551	4/20/2018	270	33.64	
1433226	1826552	4/20/2018	270	28.34	
1433234	1826559	4/20/2018	270	23.00	
1433227	1826553	4/20/2018	270	10.00	
1432517	CD ACH Bank Trans	4/20/2018	270		3,308,000.00
1433322	8007688 EFT REV	4/20/2018	270		185,384.95
1433216	182700404	4/20/2018	270		52,047,679.82
1432520	182700401	4/20/2018	270		1,812,442.82
1432533	182700403	4/20/2018	270		5,611,685.59
1433242	182700405	4/20/2018	270		32,284,633.33
1433331	182700406	4/20/2018	270		132,387,165.77
1433362	CD ACH Bank Trans	4/23/2018	270	101,600,000.00	

Demand Account Activity

Jnl. Entry	Ref #	Trx. Date	Ledger	Debit Amount	Credit Amount
1433646	182700407 AIRS TA	4/23/2018	270	89,398,803.56	
1433681	182700404	4/23/2018	270	51,954,753.34	
1433658	183000404	4/23/2018	270	33,000,000.00	
1433727	1826758	4/23/2018	270	7,972,506.59	
1433757	1826799	4/23/2018	270	3,150,745.20	
1433722	1826762	4/23/2018	270	1,130,325.63	
1433731	1826763	4/23/2018	270	458,770.43	
1433759	1826800	4/23/2018	270	191,710.95	
1433761	1826801	4/23/2018	270	155,559.47	
1433733	1826765	4/23/2018	270	116,236.32	
1433647	182700408 AIRS TA	4/23/2018	270	103,000.98	
1433732	1826764	4/23/2018	270	100,792.31	
1433752	1826798	4/23/2018	270	100,694.67	
1433711	1826741	4/23/2018	270	78,244.82	
1433745	1826776	4/23/2018	270	61,102.41	
1433729	1826760	4/23/2018	270	53,254.30	
1433734	1826766	4/23/2018	270	31,532.30	
1433365	1826704	4/23/2018	270	21,981.89	
1433771	1826812	4/23/2018	270	17,350.67	
1433654	1826696	4/23/2018	270	15,343.37	
1433671	1826700	4/23/2018	270	9,076.50	
1433703	1826794	4/23/2018	270	8,189.07	
1433655	1826705	4/23/2018	270	6,341.36	
1433749	1826797	4/23/2018	270	5,969.94	
1433782	1826811	4/23/2018	270	5,927.52	
1433665	1826715	4/23/2018	270	5,823.80	
1433661	1826714	4/23/2018	270	5,416.28	
1433663	1826707	4/23/2018	270	5,169.06	
1433701	1826736	4/23/2018	270	4,950.75	
1433730	1826761	4/23/2018	270	4,930.09	
1433698	1826733	4/23/2018	270	4,660.00	
1433772	1826789	4/23/2018	270	3,432.77	
1433659	1826706	4/23/2018	270	3,377.70	
1433763	1826802	4/23/2018	270	3,259.42	
1433366	1826708	4/23/2018	270	3,024.42	
1433696	1826731	4/23/2018	270	2,998.00	
1433767	1826793	4/23/2018	270	2,721.00	
1433773	1826790	4/23/2018	270	2,616.00	
1433765	1826792	4/23/2018	270	2,200.00	
1433774	1826791	4/23/2018	270	2,018.50	
1433754	1826778	4/23/2018	270	1,615.00	
1433648	182700409 AIRS DE	4/23/2018	270	1,608.05	
1433656	1826709	4/23/2018	270	1,428.32	
1433784	1826813	4/23/2018	270	1,198.69	
1433369	1826695	4/23/2018	270	1,150.00	
1433687	1826723	4/23/2018	270	1,027.00	
1433657	1826713	4/23/2018	270	1,003.93	
1433666	1826711	4/23/2018	270	893.55	
1433697	1826732	4/23/2018	270	890.00	
1433764	1826785	4/23/2018	270	750.00	
1433638	182700401	4/23/2018	270	665.95	
1433751	1826777	4/23/2018	270	605.00	
1433728	1826759	4/23/2018	270	535.41	
1433707	1826740	4/23/2018	270	434.48	
1433693	1826729	4/23/2018	270	424.00	
1433766	1826786	4/23/2018	270	392.00	

Run Date: 6/29/2018
 Run Time: 6:24:16PM

Demand Account Activity

Page: 336
 User: 0

Start Date: 7/1/2017 End Date: 6/29/2018

Jnl. Entry	Ref #	Trx. Date	Ledger	Debit Amount	Credit Amount
1433781	1826810	4/23/2018	270	375.00	
1433662	1826710	4/23/2018	270	369.45	
1433769	1826787	4/23/2018	270	360.00	
1433780	1826809	4/23/2018	270	250.00	
1433694	1826730	4/23/2018	270	240.00	
1433688	1826724	4/23/2018	270	237.97	
1433770	1826788	4/23/2018	270	210.00	
1433660	1826697	4/23/2018	270	207.00	
1433743	1826781	4/23/2018	270	205.00	
1433758	1826779	4/23/2018	270	195.00	
1433652	1826712	4/23/2018	270	193.03	
1433760	1826780	4/23/2018	270	190.00	
1433756	1826784	4/23/2018	270	190.00	
1433748	1826782	4/23/2018	270	155.00	
1433672	1826701	4/23/2018	270	126.00	
1433755	1826783	4/23/2018	270	110.00	
1433746	1826795	4/23/2018	270	106.52	
1433689	1826725	4/23/2018	270	106.40	
1433690	1826726	4/23/2018	270	106.40	
1433747	1826796	4/23/2018	270	96.10	
1433692	1826728	4/23/2018	270	80.00	
1433668	1826699	4/23/2018	270	75.00	
1433691	1826727	4/23/2018	270	67.20	
1433664	1826698	4/23/2018	270	41.23	
1433673	1826702	4/23/2018	270	16.90	
1433674	1826703	4/23/2018	270	12.27	
1433762	1826808	4/23/2018	270	2.50	
1433348	CD ACH Bank Trans	4/23/2018	270		5,488,000.00
1433695	DFA EFT REV 4/23/	4/23/2018	270		144,206.95
1433649	182700402	4/23/2018	270		7,830,511.65
1433676	182700403	4/23/2018	270		205,000,000.00
1433682	182700405	4/23/2018	270		51,954,753.34
1433683	182700406	4/23/2018	270		12,915,808.33
1433685	182700411	4/23/2018	270		6,125,062.50
1434177	182700407 AIRS TA	4/24/2018	270	86,877,563.68	
1434146	183000404	4/24/2018	270	60,000,000.00	
1433789	CD ACH Bank Trans	4/24/2018	270	30,399,575.00	
1433794	1826817	4/24/2018	270	20,277,201.07	
1434149	182600401	4/24/2018	270	10,000,000.00	
1434251	Correct Journal Entr	4/24/2018	270	10,000,000.00	
1434204	1826925	4/24/2018	270	1,524,942.64	
1434140	1826878	4/24/2018	270	895,000.00	
1434216	1826922	4/24/2018	270	845,224.95	
1433793	1826816	4/24/2018	270	723,496.85	
1434130	1826864	4/24/2018	270	510,461.70	
1434124	1826859	4/24/2018	270	451,067.44	
1434120	1826871	4/24/2018	270	273,325.00	
1434178	182700408 AIRS TA	4/24/2018	270	269,072.26	
1434125	1826860	4/24/2018	270	224,718.67	
1433795	1826818	4/24/2018	270	212,134.95	
1434126	1826861	4/24/2018	270	164,959.75	
1434247	1826945	4/24/2018	270	123,165.23	
1434181	182700409 AIRS DE	4/24/2018	270	115,913.57	
1434127	1826862	4/24/2018	270	113,880.44	
1434128	1826863	4/24/2018	270	105,441.50	
1434219	1826926	4/24/2018	270	89,921.43	

Run Date: 6/29/2018
Run Time: 6:24:16PM

Demand Account Activity

Start Date: 7/1/2017 End Date: 6/29/2018

Page: 337
User: 0

Jnl. Entry	Ref #	Trx. Date	Ledger	Debit Amount	Credit Amount
1434233	1826940	4/24/2018	270	88,036.70	
1434237	1826944	4/24/2018	270	69,873.72	
1434091	1826870	4/24/2018	270	68,710.00	
1434132	1826866	4/24/2018	270	57,225.85	
1434220	1826927	4/24/2018	270	53,961.05	
1434141	1826879	4/24/2018	270	36,277.00	
1434119	1826855	4/24/2018	270	35,605.50	
1434193	1826903	4/24/2018	270	27,747.29	
1434154	182700405	4/24/2018	270	19,390.00	
1434131	1826865	4/24/2018	270	19,227.45	
1434121	1826856	4/24/2018	270	9,982.89	
1434133	1826872	4/24/2018	270	9,735.68	
1434116	1826853	4/24/2018	270	9,094.81	
1434137	1826928	4/24/2018	270	5,581.99	
1434195	1826906	4/24/2018	270	5,092.25	
1434123	1826858	4/24/2018	270	4,728.58	
1434169	1826891	4/24/2018	270	4,085.00	
1434194	1826904	4/24/2018	270	3,742.28	
1434215	1826921	4/24/2018	270	3,208.32	
1434136	1826874	4/24/2018	270	3,086.20	
1434172	1826893	4/24/2018	270	2,821.00	
1434191	1826901	4/24/2018	270	2,600.00	
1434135	1826873	4/24/2018	270	2,050.00	
1434122	1826857	4/24/2018	270	2,000.00	
1434117	1826854	4/24/2018	270	1,504.54	
1434163	1826889	4/24/2018	270	1,391.00	
1434192	1826902	4/24/2018	270	1,387.30	
1434180	182700409 AIRS DE	4/24/2018	270	1,097.32	
1434231	1826939	4/24/2018	270	1,000.47	
1434092	1826829	4/24/2018	270	980.00	
1434174	1826894	4/24/2018	270	975.00	
1434167	1826890	4/24/2018	270	790.00	
1434114	1826851	4/24/2018	270	750.00	
1434147	182700401	4/24/2018	270	719.25	
1434230	1826938	4/24/2018	270	597.34	
1434189	1826900	4/24/2018	270	490.00	
1434090	1826828	4/24/2018	270	300.00	
1433792	1826824	4/24/2018	270	269.07	
1433797	1826820	4/24/2018	270	260.78	
1434093	1826830	4/24/2018	270	248.07	
1434115	1826852	4/24/2018	270	240.00	
1434162	1826888	4/24/2018	270	230.00	
1434171	1826892	4/24/2018	270	230.00	
1434261	1826957	4/24/2018	270	195.00	
1434112	1826849	4/24/2018	270	194.00	
1434113	1826850	4/24/2018	270	194.00	
1434089	1826827	4/24/2018	270	190.00	
1434217	1826923	4/24/2018	270	188.62	
1434218	1826924	4/24/2018	270	138.86	
1434152	1826885	4/24/2018	270	45.60	
1434158	1826886	4/24/2018	270	45.60	
1434086	1826825	4/24/2018	270	43.26	
1434160	1826887	4/24/2018	270	28.80	
1434260	1826956	4/24/2018	270	21.25	
1434088	1826826	4/24/2018	270	17.19	
1434008	1826821	4/24/2018	270	11.94	

Run Date: 6/29/2018
Run Time: 6:24:16PM

Demand Account Activity

Start Date: 7/1/2017 End Date: 6/29/2018

Page: 338
User: 0

Jnl. Entry	Ref #	Trx. Date	Ledger	Debit Amount	Credit Amount
1434013	1826822	4/24/2018	270	5.36	
1434084	1826823	4/24/2018	270	0.70	
1433796	1826819	4/24/2018	270	0.49	
1433788	CD ACH Bank Trans	4/24/2018	270		41,872,802.00
1434198	DFA EFT REV 4/24/	4/24/2018	270		126,211.95
1434148	182700402	4/24/2018	270		9,543,832.45
1434150	182700403	4/24/2018	270		100,000,000.00
1434153	182700404	4/24/2018	270		39,915,611.11
1434155	182700406	4/24/2018	270		19,390.00
1434243	Back Out Journal Er	4/24/2018	270		10,000,000.00
1434254	Correct Journal Entr	4/24/2018	270		21,640,415.29
1434229	182600402	4/24/2018	270		2,000,000.00
1434565	183000403	4/25/2018	270	70,000,000.00	
1434578	182700407 AIRS TA	4/25/2018	270	41,445,622.02	
1434620	182700405	4/25/2018	270	30,000,000.00	
1434596	1827000	4/25/2018	270	8,281,711.44	
1434733	1827103	4/25/2018	270	7,122,543.30	
1434583	1826988	4/25/2018	270	6,173,594.01	
1434614	1826999	4/25/2018	270	2,153,744.22	
1434701	1827078	4/25/2018	270	1,859,550.75	
1434598	1826986	4/25/2018	270	1,007,900.00	
1434708	1827084	4/25/2018	270	852,470.83	
1434595	1826985	4/25/2018	270	771,080.12	
1434590	1826984	4/25/2018	270	741,973.65	
1434579	182700408 AIRS TA	4/25/2018	270	461,045.31	
1434712	1827079	4/25/2018	270	411,366.73	
1434612	1826998	4/25/2018	270	303,130.31	
1434637	1827018	4/25/2018	270	257,291.00	
1434584	182700404	4/25/2018	270	151,006.83	
1434697	1827073	4/25/2018	270	89,732.27	
1434608	1826975	4/25/2018	270	66,867.00	
1434591	1826989	4/25/2018	270	65,684.37	
1434636	1827017	4/25/2018	270	65,629.68	
1434611	1826976	4/25/2018	270	64,102.60	
1434656	1827042	4/25/2018	270	57,722.32	
1434250	1826972	4/25/2018	270	52,285.67	
1434735	1827106	4/25/2018	270	49,661.18	
1434674	1827077	4/25/2018	270	40,246.70	
1434734	1827104	4/25/2018	270	39,411.86	
1434606	1826994	4/25/2018	270	39,348.99	
1434605	1826974	4/25/2018	270	38,526.00	
1434705	1827081	4/25/2018	270	34,522.41	
1434613	1826977	4/25/2018	270	19,431.67	
1434702	1827080	4/25/2018	270	17,364.15	
1434626	1827007	4/25/2018	270	15,328.02	
1434607	1826995	4/25/2018	270	14,656.96	
1434707	1827083	4/25/2018	270	10,951.73	
1434580	182700409 AIRS DE	4/25/2018	270	8,313.89	
1434655	1827041	4/25/2018	270	6,314.09	
1434635	1827016	4/25/2018	270	4,472.00	
1434633	1827014	4/25/2018	270	4,250.00	
1434723	1827101	4/25/2018	270	3,431.09	
1434720	1827100	4/25/2018	270	3,276.25	
1434700	1827076	4/25/2018	270	3,162.94	
1434717	1827099	4/25/2018	270	2,915.00	
1434696	1827072	4/25/2018	270	1,540.00	

Run Date: 6/29/2018
 Run Time: 6:24:16PM

Demand Account Activity

Start Date: 7/1/2017 End Date: 6/29/2018

Page: 339
 User: 0

Jnl. Entry	Ref #	Trx. Date	Ledger	Debit Amount	Credit Amount
1434727	1827094	4/25/2018	270	1,110.00	
1434729	1827095	4/25/2018	270	870.00	
1434567	182700402	4/25/2018	270	865.00	
1434632	1827013	4/25/2018	270	790.00	
1434706	1827082	4/25/2018	270	782.42	
1434716	1827098	4/25/2018	270	750.00	
1434603	1826992	4/25/2018	270	718.20	
1434726	1827093	4/25/2018	270	650.00	
1434730	1827096	4/25/2018	270	650.00	
1434597	1826990	4/25/2018	270	510.62	
1434627	1827008	4/25/2018	270	455.00	
1434690	1827071	4/25/2018	270	450.00	
1434634	1827015	4/25/2018	270	360.00	
1434610	1826997	4/25/2018	270	324.00	
1434262	1826983	4/25/2018	270	305.00	
1434732	1827097	4/25/2018	270	300.00	
1434599	1826991	4/25/2018	270	212.87	
1434604	1826993	4/25/2018	270	174.30	
1434592	1826980	4/25/2018	270	125.00	
1434689	1827070	4/25/2018	270	125.00	
1434601	1826973	4/25/2018	270	100.00	
1434698	1827074	4/25/2018	270	96.33	
1434629	1827010	4/25/2018	270	91.20	
1434630	1827011	4/25/2018	270	91.20	
1434609	1826996	4/25/2018	270	89.04	
1434589	1826979	4/25/2018	270	75.00	
1434593	1826981	4/25/2018	270	75.00	
1434594	1826982	4/25/2018	270	75.00	
1434631	1827012	4/25/2018	270	57.60	
1434600	1826987	4/25/2018	270	42.00	
1434699	1827075	4/25/2018	270	36.25	
1434628	1827009	4/25/2018	270	30.00	
1434588	1826978	4/25/2018	270	20.00	
1434617	1827001	4/25/2018	270	17.44	
1434264	CD ACH Bank Trans	4/25/2018	270		2,525,000.00
1434669	8007693 EFT REV C	4/25/2018	270		86,557.08
1434566	182700401	4/25/2018	270		6,173,594.01
1434568	182700403	4/25/2018	270		6,402,580.86
1434621	182700406	4/25/2018	270		32,596,128.24
1434710	182700810	4/25/2018	270		117,545,942.86
1434713	182600402	4/25/2018	270		7,000,000.00
1435922	1827226	4/26/2018	270	56,269,386.89	
1435810	182700407 AIRS TA	4/26/2018	270	44,395,147.49	
1435928	183000405	4/26/2018	270	32,000,000.00	
1434752	CD ACH Bank Trans	4/26/2018	270	25,500,000.00	
1435822	182300401	4/26/2018	270	7,000,000.00	
1435923	1827223	4/26/2018	270	2,485,933.99	
1435925	1827225	4/26/2018	270	898,181.55	
1435916	1827217	4/26/2018	270	859,695.38	
1435886	1827191	4/26/2018	270	448,149.96	
1435553	1827129	4/26/2018	270	303,463.50	
1435924	1827224	4/26/2018	270	292,523.91	
1434794	1827125	4/26/2018	270	283,511.26	
1435883	1827188	4/26/2018	270	268,202.52	
1435913	1827216	4/26/2018	270	206,110.40	
1435554	1827130	4/26/2018	270	196,860.42	

Demand Account Activity

Jnl. Entry	Ref #	Trx. Date	Ledger	Debit Amount	Credit Amount
1435858	1827169	4/26/2018	270	175,568.75	
1435465	1827126	4/26/2018	270	175,167.93	
1435911	1827214	4/26/2018	270	137,150.22	
1435811	182700408 AIRS TA	4/26/2018	270	106,530.91	
1435887	1827192	4/26/2018	270	97,631.93	
1435551	1827127	4/26/2018	270	64,000.00	
1435912	1827215	4/26/2018	270	60,727.35	
1435860	1827171	4/26/2018	270	56,589.04	
1435891	1827196	4/26/2018	270	45,864.00	
1435857	1827168	4/26/2018	270	36,461.38	
1435885	1827190	4/26/2018	270	33,815.84	
1435859	1827170	4/26/2018	270	22,311.99	
1435856	1827167	4/26/2018	270	21,808.93	
1435813	182700410 AIRS DE	4/26/2018	270	18,752.55	
1435884	1827189	4/26/2018	270	16,188.56	
1435836	1827149	4/26/2018	270	13,443.00	
1435909	1827212	4/26/2018	270	13,172.22	
1435814	182700411 AIRS DE	4/26/2018	270	12,615.00	
1435838	1827151	4/26/2018	270	10,645.00	
1434783	1827120	4/26/2018	270	9,164.00	
1435893	1827198	4/26/2018	270	6,020.00	
1434782	1827119	4/26/2018	270	5,800.00	
1435851	1827162	4/26/2018	270	5,416.07	
1435917	1827221	4/26/2018	270	4,520.25	
1435812	182700409 AIRS DE	4/26/2018	270	4,382.50	
1435910	1827213	4/26/2018	270	4,265.59	
1435815	182700402	4/26/2018	270	3,077.05	
1435849	1827160	4/26/2018	270	2,568.17	
1435853	1827164	4/26/2018	270	2,495.89	
1435828	1827141	4/26/2018	270	2,040.00	
1435837	1827150	4/26/2018	270	2,030.00	
1435854	1827165	4/26/2018	270	1,551.01	
1435919	1827222	4/26/2018	270	1,484.59	
1435848	1827159	4/26/2018	270	1,260.00	
1435855	1827166	4/26/2018	270	1,217.90	
1435890	1827195	4/26/2018	270	1,217.53	
1434790	1827121	4/26/2018	270	1,137.47	
1435834	1827147	4/26/2018	270	1,137.00	
1435835	1827148	4/26/2018	270	1,090.00	
1435850	1827161	4/26/2018	270	1,024.84	
1435552	1827128	4/26/2018	270	1,017.84	
1435829	1827142	4/26/2018	270	517.50	
1435892	1827197	4/26/2018	270	400.00	
1434791	1827122	4/26/2018	270	290.75	
1435889	1827194	4/26/2018	270	236.56	
1435833	1827146	4/26/2018	270	180.00	
1434792	1827123	4/26/2018	270	157.00	
1435914	1827219	4/26/2018	270	90.00	
1435830	1827143	4/26/2018	270	30.40	
1435831	1827144	4/26/2018	270	30.40	
1435915	1827220	4/26/2018	270	30.00	
1435832	1827145	4/26/2018	270	19.20	
1435900	1827218	4/26/2018	270	17.00	
1434736	1827124	4/26/2018	270	6.52	
1435888	1827193	4/26/2018	270	5.01	
1435852	1827163	4/26/2018	270	1.00	

Demand Account Activity

Jnl. Entry	Ref #	Trx. Date	Ledger	Debit Amount	Credit Amount
1434751	CD ACH Bank Trans	4/26/2018	270		96,131,000.00
1435872	DFA EFT REV 4/26/	4/26/2018	270		118,396.83
1435820	182700403	4/26/2018	270		6,628,392.75
1435901	182700404	4/26/2018	270		63,663,309.10
1435558	182700401	4/26/2018	270		6,349,376.48
1436385	182700410	4/27/2018	270	288,000,000.00	
1436269	183000405	4/27/2018	270	45,000,000.00	
1436284	182700407 AIRS TA	4/27/2018	270	22,680,628.82	
1436328	1827291	4/27/2018	270	4,749,328.86	
1436319	182700405	4/27/2018	270	2,500,000.00	
1435926	CD ACH Bank Trans	4/27/2018	270	520,000.00	
1436335	1827296	4/27/2018	270	481,353.55	
1436256	1827249	4/27/2018	270	477,758.68	
1436258	1827354	4/27/2018	270	434,934.54	
1436406	1827364	4/27/2018	270	229,000.00	
1436305	1827297	4/27/2018	270	162,126.53	
1436329	1827292	4/27/2018	270	111,593.86	
1436285	182700408 AIRS TA	4/27/2018	270	91,614.49	
1436297	1827269	4/27/2018	270	87,808.99	
1436337	1827298	4/27/2018	270	52,537.66	
1436394	1827336	4/27/2018	270	51,860.37	
1436384	1827329	4/27/2018	270	43,314.02	
1436309	1827279	4/27/2018	270	40,224.00	
1436288	182700403	4/27/2018	270	38,859.72	
1436364	1827355	4/27/2018	270	35,072.50	
1436252	1827255	4/27/2018	270	32,388.53	
1436395	1827337	4/27/2018	270	18,213.15	
1436393	1827335	4/27/2018	270	17,050.34	
1436330	1827293	4/27/2018	270	17,011.48	
1436262	1827253	4/27/2018	270	15,220.00	
1436381	1827328	4/27/2018	270	12,623.62	
1436244	1827247	4/27/2018	270	12,533.97	
1436373	1827357	4/27/2018	270	11,070.59	
1436389	1827331	4/27/2018	270	10,858.26	
1436403	1827361	4/27/2018	270	9,930.68	
1436260	1827251	4/27/2018	270	8,456.23	
1436261	1827252	4/27/2018	270	8,196.64	
1436334	1827295	4/27/2018	270	8,116.46	
1436306	1827276	4/27/2018	270	6,177.00	
1436308	1827278	4/27/2018	270	5,425.00	
1436367	1827356	4/27/2018	270	3,618.90	
1436362	1827320	4/27/2018	270	2,920.00	
1436378	1827327	4/27/2018	270	2,291.00	
1436287	182700409 AIRS DE	4/27/2018	270	1,866.96	
1436396	1827338	4/27/2018	270	1,488.62	
1436302	1827274	4/27/2018	270	1,099.00	
1436307	1827277	4/27/2018	270	1,040.00	
1436369	1827324	4/27/2018	270	954.00	
1436360	1827319	4/27/2018	270	952.50	
1436372	1827325	4/27/2018	270	851.00	
1436374	1827326	4/27/2018	270	724.00	
1436391	1827333	4/27/2018	270	702.78	
1436365	1827321	4/27/2018	270	641.00	
1436271	182700401	4/27/2018	270	578.12	
1436366	1827322	4/27/2018	270	570.00	
1436368	1827323	4/27/2018	270	562.00	

Run Date: 6/29/2018
 Run Time: 6:24:16PM

Demand Account Activity

Start Date: 7/1/2017 End Date: 6/29/2018

Page: 342
 User: 0

Jnl. Entry	Ref #	Trx. Date	Ledger	Debit Amount	Credit Amount
1436304	1827275	4/27/2018	270	510.00	
1436392	1827334	4/27/2018	270	400.00	
1436390	1827332	4/27/2018	270	324.00	
1436387	1827330	4/27/2018	270	187.66	
1436254	1827248	4/27/2018	270	185.00	
1436301	1827273	4/27/2018	270	110.00	
1436298	1827270	4/27/2018	270	22.80	
1436299	1827271	4/27/2018	270	22.80	
1436404	1827363	4/27/2018	270	20.97	
1436332	1827294	4/27/2018	270	14.41	
1436300	1827272	4/27/2018	270	14.40	
1436259	1827250	4/27/2018	270	0.08	
1435918	CD ACH Bank Trans	4/27/2018	270		6,514,000.00
1436315	DFA EFT REV 4/27/	4/27/2018	270		31,560.39
1436272	182700402	4/27/2018	270		6,834,630.04
1436317	182700404	4/27/2018	270		38,859.72
1436323	182700406	4/27/2018	270		352,232,373.19
1436784	183000420	4/30/2018	270	21,000,000.00	
1436776	182700411	4/30/2018	270	15,000,000.00	
1436757	182700401EFT AIR!	4/30/2018	270	3,591,103.37	
1436774	182700410	4/30/2018	270	1,000,000.00	
1436823	1827461	4/30/2018	270	320,273.50	
1436793	1827442	4/30/2018	270	302,366.64	
1436749	1827404	4/30/2018	270	247,235.00	
1436407	1827370	4/30/2018	270	243,982.00	
1436748	1827403	4/30/2018	270	173,455.00	
1436825	1827462	4/30/2018	270	164,839.48	
1436794	1827443	4/30/2018	270	141,071.78	
1436827	1827463	4/30/2018	270	115,970.12	
1436799	1827444	4/30/2018	270	61,529.27	
1436726	1827396	4/30/2018	270	47,231.43	
1436725	1827395	4/30/2018	270	37,323.63	
1436802	1827445	4/30/2018	270	37,116.39	
1436782	1827423	4/30/2018	270	36,659.59	
1436788	1827425	4/30/2018	270	14,424.35	
1436763	182700404IRPCC A	4/30/2018	270	13,602.32	
1436840	1827470``	4/30/2018	270	12,203.16	
1436723	1827393	4/30/2018	270	11,970.15	
1436724	1827394	4/30/2018	270	11,027.74	
1436787	1827424	4/30/2018	270	9,085.57	
1436807	1827435	4/30/2018	270	8,608.42	
1436727	1827397	4/30/2018	270	8,500.00	
1436760	182700403IFTA CC	4/30/2018	270	8,109.06	
1436809	1827436	4/30/2018	270	7,859.48	
1436789	1827426	4/30/2018	270	6,424.92	
1436810	1827437	4/30/2018	270	5,289.90	
1436761	1827413	4/30/2018	270	5,180.00	
1436812	1827439	4/30/2018	270	4,100.27	
1436758	1827411	4/30/2018	270	3,841.00	
1436720	1827440	4/30/2018	270	3,630.00	
1436792	1827441	4/30/2018	270	3,326.01	
1436798	1827431	4/30/2018	270	3,153.00	
1436415	1827377	4/30/2018	270	2,753.00	
1436790	1827427	4/30/2018	270	2,545.00	
1436841	1827471	4/30/2018	270	2,299.00	
1436721	1827391	4/30/2018	270	1,899.06	

Run Date: 6/29/2018
Run Time: 6:24:16PM

Demand Account Activity

Start Date: 7/1/2017 End Date: 6/29/2018

Page: 343
User: 0

Jnl. Entry	Ref #	Trx. Date	Ledger	Debit Amount	Credit Amount
1436800	1827432	4/30/2018	270	1,741.30	
1436412	1827375	4/30/2018	270	1,590.35	
1436759	1827412	4/30/2018	270	1,000.00	
1436816	1827469	4/30/2018	270	837.98	
1436835	1827468	4/30/2018	270	820.85	
1436828	1827472	4/30/2018	270	790.00	
1436755	1827409	4/30/2018	270	726.00	
1436842	1827474	4/30/2018	270	625.00	
1436416	1827378	4/30/2018	270	621.94	
1436795	1827428	4/30/2018	270	615.00	
1436803	1827433	4/30/2018	270	606.15	
1436408	1827371	4/30/2018	270	577.88	
1436806	1827434	4/30/2018	270	509.00	
1436821	1827460	4/30/2018	270	423.77	
1436756	1827410	4/30/2018	270	330.00	
1436722	1827392	4/30/2018	270	320.00	
1436831	Back Out Journal Er	4/30/2018	270	320.00	
1436838	182700406	4/30/2018	270	320.00	
1436839	1827473	4/30/2018	270	307.00	
1436762	1827415	4/30/2018	270	300.00	
1436409	1827372	4/30/2018	270	290.00	
1436414	1827376	4/30/2018	270	276.49	
1436797	1827430	4/30/2018	270	250.00	
1436745	1827402	4/30/2018	270	244.17	
1436764	182700405ABC BRI	4/30/2018	270	240.00	
1436811	1827438	4/30/2018	270	235.32	
1436388	1827368	4/30/2018	270	150.00	
1436410	1827373	4/30/2018	270	135.00	
1436405	1827369	4/30/2018	270	125.00	
1436832	1827467	4/30/2018	270	125.00	
1436796	1827429	4/30/2018	270	118.43	
1436750	1827405	4/30/2018	270	83.60	
1436751	1827406	4/30/2018	270	83.60	
1436829	1827459	4/30/2018	270	83.24	
1436754	1827408	4/30/2018	270	80.00	
1436753	1827407	4/30/2018	270	52.80	
1436711	1827390	4/30/2018	270	4.25	
1436411	1827374	4/30/2018	270	2.73	
1436719	CD ACH Bank Trans	4/30/2018	270		3,412,000.00
1436781	8007696 EFT REV C	4/30/2018	270		24,968.55
1436765	182700406	4/30/2018	270		320.00
1436766	182700407	4/30/2018	270		15,441,207.17
1436836	182700413	4/30/2018	270		24,310,462.21
1437303	182700423	5/1/2018	270	61,000,000.00	
1437265	182700407	5/1/2018	270	6,002,222.77	
1437242	1827541	5/1/2018	270	5,482,655.48	
1437223	1827528	5/1/2018	270	4,225,556.10	
1437244	1827542	5/1/2018	270	2,528,639.89	
1437239	1827539	5/1/2018	270	1,876,618.57	
1437208	1827511	5/1/2018	270	1,849,993.95	
1436881	1827496	5/1/2018	270	437,137.04	
1436882	1827497	5/1/2018	270	405,037.54	
1436883	1827498	5/1/2018	270	353,222.40	
1437276	1827567	5/1/2018	270	283,046.06	
1436878	1827493	5/1/2018	270	233,716.30	
1436879	1827494	5/1/2018	270	225,253.22	

Run Date: 6/29/2018
Run Time: 6:24:16PM

Demand Account Activity

Start Date: 7/1/2017 End Date: 6/29/2018

Page: 344
User: 0

Jnl. Entry	Ref #	Trx. Date	Ledger	Debit Amount	Credit Amount
1437194	1827489	5/1/2018	270	198,740.27	
1436880	1827495	5/1/2018	270	190,737.87	
1437191	1827488	5/1/2018	270	109,040.00	
1436888	1827477	5/1/2018	270	98,866.96	
1437218	1827521	5/1/2018	270	65,049.57	
1436982	1827482	5/1/2018	270	48,508.00	
1437288	1827578	5/1/2018	270	46,237.18	
1436875	1827490	5/1/2018	270	41,140.00	
1437287	1827577	5/1/2018	270	40,560.12	
1437283	1827574	5/1/2018	270	37,984.63	
1436887	1827501	5/1/2018	270	37,984.14	
1436893	1827480	5/1/2018	270	34,315.00	
1436983	1827483	5/1/2018	270	29,251.68	
1437216	1827519	5/1/2018	270	28,910.40	
1436876	1827491	5/1/2018	270	28,225.00	
1436884	1827499	5/1/2018	270	27,920.00	
1437238	1827538	5/1/2018	270	26,189.99	
1437213	1827516	5/1/2018	270	25,935.91	
1437215	1827518	5/1/2018	270	25,452.75	
1437217	1827520	5/1/2018	270	22,396.34	
1436890	1827478	5/1/2018	270	18,355.00	
1436986	1827485	5/1/2018	270	15,664.99	
1437274	1827565	5/1/2018	270	15,640.20	
1437282	1827573	5/1/2018	270	13,474.83	
1436984	1827484	5/1/2018	270	13,293.95	
1437237	1827537	5/1/2018	270	13,188.66	
1436988	1827486	5/1/2018	270	12,525.00	
1437281	1827572	5/1/2018	270	12,205.06	
1436981	1827481	5/1/2018	270	9,520.00	
1437224	1827529	5/1/2018	270	8,471.32	
1436877	1827492	5/1/2018	270	7,595.00	
1436886	1827500	5/1/2018	270	7,105.00	
1436892	1827479	5/1/2018	270	3,920.00	
1437241	1827540	5/1/2018	270	3,840.44	
1436889	1827502	5/1/2018	270	3,777.50	
1436997	1827487	5/1/2018	270	2,765.00	
1437272	1827563	5/1/2018	270	2,470.00	
1437277	1827568	5/1/2018	270	1,418.20	
1437296	1827587	5/1/2018	270	1,299.60	
1437230	1827562	5/1/2018	270	1,107.50	
1437278	1827569	5/1/2018	270	800.00	
1437212	1827515	5/1/2018	270	600.00	
1437279	1827570	5/1/2018	270	562.00	
1437211	1827514	5/1/2018	270	400.00	
1437236	1827536	5/1/2018	270	268.16	
1437280	1827571	5/1/2018	270	200.00	
1437284	1827575	5/1/2018	270	199.99	
1437210	1827513	5/1/2018	270	150.00	
1437273	1827564	5/1/2018	270	137.00	
1437275	1827566	5/1/2018	270	115.00	
1437289	1827579	5/1/2018	270	110.38	
1437285	1827576	5/1/2018	270	81.60	
1437209	1827512	5/1/2018	270	50.00	
1437201	182700401	5/1/2018	270	45.78	
1437221	1827524	5/1/2018	270	22.12	
1437297	1827588	5/1/2018	270	20.00	

Run Date: 6/29/2018
 Run Time: 6:24:16PM

Demand Account Activity

Start Date: 7/1/2017 End Date: 6/29/2018

Page: 345
 User: 0

Jnl. Entry	Ref #	Trx. Date	Ledger	Debit Amount	Credit Amount
1437222	1827527	5/1/2018	270	15.35	
1437214	1827517	5/1/2018	270	8.00	
1437200	CD ACH Bank Trans	5/1/2018	270		845,000.00
1437240	8007697	5/1/2018	270		100,447.62
1437202	182700402	5/1/2018	270		10,592,940.91
1437231	182700405	5/1/2018	270		22.12
1437235	182700406	5/1/2018	270		6,002,222.77
1437301	182700420	5/1/2018	270		13,444,353.98
1437302	182700421	5/1/2018	270		54,787,045.62
1437738	182700514	5/2/2018	270	18,000,000.00	
1437617	182700501EFT AIR:	5/2/2018	270	9,662,846.70	
1437607	1827595	5/2/2018	270	4,248,300.76	
1437699	1827666	5/2/2018	270	896,353.25	
1437703	1827668	5/2/2018	270	486,610.29	
1437655	1827630	5/2/2018	270	271,684.90	
1437652	1827628	5/2/2018	270	192,900.31	
1437604	1827592	5/2/2018	270	166,896.00	
1437709	1827662	5/2/2018	270	134,999.99	
1437306	1827591	5/2/2018	270	96,853.00	
1437619	182700503IFTA CC	5/2/2018	270	91,499.31	
1437618	182700502CC AIRS	5/2/2018	270	78,216.20	
1437702	1827667	5/2/2018	270	76,147.48	
1437740	1827703	5/2/2018	270	69,349.48	
1437609	1827597	5/2/2018	270	35,456.47	
1437705	1827658	5/2/2018	270	29,397.03	
1437736	1827701	5/2/2018	270	28,523.14	
1437706	1827659	5/2/2018	270	22,465.59	
1437729	1827698	5/2/2018	270	20,968.16	
1437620	182700504IRP CC /	5/2/2018	270	19,932.23	
1437608	1827596	5/2/2018	270	16,770.00	
1437715	1827672	5/2/2018	270	14,795.00	
1437732	1827699	5/2/2018	270	12,752.91	
1437612	1827602	5/2/2018	270	9,316.21	
1437714	1827671	5/2/2018	270	7,222.66	
1437734	1827696	5/2/2018	270	6,143.12	
1437735	1827697	5/2/2018	270	6,000.00	
1437658	1827632	5/2/2018	270	5,405.00	
1437656	1827631	5/2/2018	270	5,084.21	
1437739	1827702	5/2/2018	270	4,555.98	
1437610	1827598	5/2/2018	270	4,063.99	
1437660	1827634	5/2/2018	270	4,018.00	
1437669	1827641	5/2/2018	270	3,960.00	
1437671	1827643	5/2/2018	270	3,941.00	
1437704	1827657	5/2/2018	270	3,897.75	
1437712	1827670	5/2/2018	270	2,424.51	
1437713	1827664	5/2/2018	270	2,390.00	
1437681	182700510	5/2/2018	270	2,290.56	
1437707	1827660	5/2/2018	270	2,149.74	
1437710	1827669	5/2/2018	270	1,508.85	
1437716	1827673	5/2/2018	270	1,300.00	
1437673	1827645	5/2/2018	270	1,284.00	
1437718	1827674	5/2/2018	270	1,157.62	
1437719	1827665	5/2/2018	270	1,142.50	
1437659	1827633	5/2/2018	270	1,030.00	
1437654	1827629	5/2/2018	270	835.02	
1437670	1827642	5/2/2018	270	750.00	

Run Date: 6/29/2018
 Run Time: 6:24:16PM

Demand Account Activity

Start Date: 7/1/2017 End Date: 6/29/2018

Page: 346
 User: 0

Jnl. Entry	Ref #	Trx. Date	Ledger	Debit Amount	Credit Amount
1437708	1827661	5/2/2018	270	510.00	
1437726	1827695	5/2/2018	270	500.00	
1437662	1827636	5/2/2018	270	489.00	
1437661	1827635	5/2/2018	270	340.00	
1437672	1827644	5/2/2018	270	330.00	
1437731	1827694	5/2/2018	270	316.00	
1437674	1827646	5/2/2018	270	150.00	
1437606	1827594	5/2/2018	270	125.00	
1437711	1827663	5/2/2018	270	96.00	
1437663	1827637	5/2/2018	270	60.00	
1437675	1827647	5/2/2018	270	53.20	
1437676	1827648	5/2/2018	270	53.20	
1437605	1827593	5/2/2018	270	46.75	
1437677	1827649	5/2/2018	270	33.60	
1437733	1827700	5/2/2018	270	28.83	
1437665	1827638	5/2/2018	270	22.80	
1437666	1827639	5/2/2018	270	22.80	
1437668	1827640	5/2/2018	270	14.40	
1437309	CD ACH Bank Trans	5/2/2018	270		516,000.00
1437624	182700506	5/2/2018	270		15,081,303.26
1437625	182700507	5/2/2018	270		4,248,300.76
1437626	182700508	5/2/2018	270		0.80
1437678	182700509	5/2/2018	270		2,290.56
1437684	182700513	5/2/2018	270		15,587,250.01
1438109	1827777	5/3/2018	270	259,385,874.87	
1437749	CD ACH Bank Trans	5/3/2018	270	18,100,000.00	
1437792	182700503EFT AIR!	5/3/2018	270	14,001,927.33	
1437753	182700502	5/3/2018	270	6,463,072.06	
1438079	1827778	5/3/2018	270	4,553,324.73	
1437765	1827727	5/3/2018	270	1,500,000.00	
1437769	1827728	5/3/2018	270	1,200,000.00	
1437747	1827726	5/3/2018	270	537,606.45	
1437771	1827725	5/3/2018	270	305,000.00	
1437782	1827731	5/3/2018	270	232,214.48	
1438081	1827780	5/3/2018	270	227,914.00	
1438091	1827765	5/3/2018	270	213,787.08	
1438093	1827776	5/3/2018	270	117,684.87	
1437793	182700504CC AIRS	5/3/2018	270	105,348.24	
1438092	1827766	5/3/2018	270	99,630.72	
1437783	1827735	5/3/2018	270	40,167.12	
1437795	182700506IRPCC A	5/3/2018	270	38,567.72	
1438096	1827769	5/3/2018	270	32,601.32	
1438099	1827772	5/3/2018	270	31,427.73	
1437794	182700505IFTA CC	5/3/2018	270	28,635.48	
1437737	1827719	5/3/2018	270	24,818.20	
1438097	1827770	5/3/2018	270	23,192.28	
1438101	1827779	5/3/2018	270	22,996.24	
1438098	1827771	5/3/2018	270	20,890.55	
1438106	182700514	5/3/2018	270	20,159.04	
1438129	Back Out Journal Er	5/3/2018	270	19,997.48	
1437784	1827718	5/3/2018	270	18,816.57	
1437766	1827724	5/3/2018	270	16,243.08	
1438141	1827812	5/3/2018	270	14,250.83	
1437777	1827716	5/3/2018	270	13,180.00	
1437781	1827717	5/3/2018	270	11,535.00	
1438066	1827747	5/3/2018	270	11,157.00	

Run Date: 6/29/2018
 Run Time: 6:24:16PM

Demand Account Activity

Page: 347
 User: 0

Start Date: 7/1/2017 End Date: 6/29/2018

Jnl. Entry	Ref #	Trx. Date	Ledger	Debit Amount	Credit Amount
1438095	1827768	5/3/2018	270	11,051.04	
1438073	1827754	5/3/2018	270	10,640.48	
1437799	1827745	5/3/2018	270	10,140.00	
1438094	1827767	5/3/2018	270	7,910.29	
1437774	1827715	5/3/2018	270	5,866.00	
1437763	1827723	5/3/2018	270	4,916.56	
1438134	1827809	5/3/2018	270	3,930.00	
1437773	1827729	5/3/2018	270	3,754.47	
1438082	1827781	5/3/2018	270	3,416.80	
1438083	1827782	5/3/2018	270	3,278.64	
1437761	1827722	5/3/2018	270	2,001.65	
1438065	1827746	5/3/2018	270	1,920.00	
1438136	1827805	5/3/2018	270	1,674.00	
1437760	1827721	5/3/2018	270	1,644.65	
1438087	1827774	5/3/2018	270	1,560.00	
1437796	182700507	5/3/2018	270	1,530.00	
1437758	1827720	5/3/2018	270	1,451.40	
1438067	1827748	5/3/2018	270	910.00	
1438068	1827749	5/3/2018	270	810.00	
1438127	1827808	5/3/2018	270	780.00	
1438090	1827775	5/3/2018	270	742.50	
1438139	1827811	5/3/2018	270	400.00	
1438140	1827807	5/3/2018	270	385.00	
1437779	1827734	5/3/2018	270	350.00	
1438084	1827783	5/3/2018	270	309.64	
1437778	1827730	5/3/2018	270	304.19	
1438137	1827810	5/3/2018	270	160.00	
1438069	1827750	5/3/2018	270	120.00	
1438100	1827773	5/3/2018	270	100.00	
1437775	1827733	5/3/2018	270	94.92	
1438070	1827751	5/3/2018	270	60.80	
1438071	1827752	5/3/2018	270	60.80	
1438072	1827753	5/3/2018	270	38.40	
1437785	1827732	5/3/2018	270	28.83	
1438138	1827806	5/3/2018	270	20.00	
1437748	CD ACH Bank Trans	5/3/2018	270		18,100,000.00
1438107	1827005105	5/3/2018	270		260,000,000.00
1438126	182700521	5/3/2018	270		19,829,988.78
1437752	182700501	5/3/2018	270		9,642,841.50
1437797	183000510	5/3/2018	270		19,997.48
1437801	182700511	5/3/2018	270		20,159.04
1438144	Correct Journal Entr	5/3/2018	270		106,523.51
1438749	18270505	5/7/2018	270	300,000,000.00	
1438761	182700507	5/7/2018	270	50,000,000.00	
1438973	184700501	5/7/2018	270	9,000,000.00	
1438814	182700501EFT AIR!	5/7/2018	270	7,576,061.72	
1438873	182700507 AIRS TA	5/7/2018	270	6,352,400.35	
1438794	182700520	5/7/2018	270	6,000,000.00	
1438881	183980501	5/7/2018	270	2,500,000.00	
1438931	1828091	5/7/2018	270	2,162,350.91	
1438787	1827928	5/7/2018	270	1,507,004.74	
1438181	1827830	5/7/2018	270	1,466,000.00	
1438466	1827908	5/7/2018	270	1,083,720.50	
1438759	182700506	5/7/2018	270	1,000,000.00	
1438987	CD ACH Bank Trans	5/7/2018	270	1,000,000.00	
1438196	1827838	5/7/2018	270	985,380.67	

Run Date: 6/29/2018
 Run Time: 6:24:16PM

Demand Account Activity

Start Date: 7/1/2017 End Date: 6/29/2018

Page: 348
 User: 0

Jnl. Entry	Ref #	Trx. Date	Ledger	Debit Amount	Credit Amount
1438556	1827922	5/7/2018	270	695,064.30	
1438559	1827923	5/7/2018	270	550,914.66	
1438887	1828022	5/7/2018	270	530,217.85	
1438829	1827987	5/7/2018	270	462,605.88	
1438392	1827846	5/7/2018	270	419,699.06	
1438413	1827898	5/7/2018	270	356,198.46	
1438198	1827839	5/7/2018	270	340,019.17	
1438767	1827924	5/7/2018	270	303,382.03	
1438183	1827831	5/7/2018	270	226,000.00	
1438773	1827926	5/7/2018	270	223,103.17	
1438960	1828094	5/7/2018	270	211,717.27	
1438199	1827840	5/7/2018	270	186,599.66	
1438555	1827921	5/7/2018	270	182,430.47	
1438821	1827980	5/7/2018	270	176,665.58	
1438186	1827832	5/7/2018	270	160,700.00	
1438819	1827979	5/7/2018	270	141,209.52	
1438188	1827833	5/7/2018	270	140,000.00	
1438190	1827834	5/7/2018	270	130,000.00	
1438782	1827927	5/7/2018	270	128,548.10	
1438201	1827841	5/7/2018	270	113,000.00	
1438412	1827854	5/7/2018	270	111,344.56	
1438399	1827850	5/7/2018	270	110,000.00	
1438470	1827909	5/7/2018	270	106,172.50	
1438977	1828102	5/7/2018	270	104,762.84	
1438202	1827842	5/7/2018	270	94,336.94	
1438961	1828090	5/7/2018	270	84,866.60	
1438879	182700510 AIRS DE	5/7/2018	270	79,904.35	
1438962	1828092	5/7/2018	270	69,405.00	
1438552	1827920	5/7/2018	270	69,090.35	
1438177	1827829	5/7/2018	270	48,026.88	
1438950	1828078	5/7/2018	270	44,294.97	
1438959	1828089	5/7/2018	270	39,036.14	
1438395	1827847	5/7/2018	270	37,748.37	
1438956	1828088	5/7/2018	270	36,942.77	
1438457	1827858	5/7/2018	270	35,571.50	
1438480	1827913	5/7/2018	270	33,234.27	
1438903	1828034	5/7/2018	270	32,921.29	
1438192	1827835	5/7/2018	270	30,000.00	
1438398	1827849	5/7/2018	270	30,000.00	
1438816	182700503IFTA CC	5/7/2018	270	28,428.91	
1438203	1827843	5/7/2018	270	25,599.52	
1438888	1828023	5/7/2018	270	23,783.61	
1438925	1828053	5/7/2018	270	20,659.20	
1438817	182700504IRP CC /	5/7/2018	270	19,047.32	
1438396	1827848	5/7/2018	270	17,774.74	
1438388	1827844	5/7/2018	270	17,712.26	
1438550	1827919	5/7/2018	270	16,764.28	
1438823	1827982	5/7/2018	270	16,756.73	
1438163	1827970	5/7/2018	270	15,342.56	
1438391	1827845	5/7/2018	270	15,300.00	
1438449	1827856	5/7/2018	270	14,677.08	
1438926	1828054	5/7/2018	270	14,312.88	
1438161	1827968	5/7/2018	270	11,145.25	
1438904	1828035	5/7/2018	270	11,026.47	
1438484	1827915	5/7/2018	270	10,613.06	
1438454	1827857	5/7/2018	270	10,325.36	

Run Date: 6/29/2018
Run Time: 6:24:16PM

Demand Account Activity

Start Date: 7/1/2017 End Date: 6/29/2018

Page: 349
User: 0

Jnl. Entry	Ref #	Trx. Date	Ledger	Debit Amount	Credit Amount
1438954	1828087	5/7/2018	270	10,228.19	
1438878	182700509 AIRS DE	5/7/2018	270	9,788.59	
1438401	1827851	5/7/2018	270	9,559.58	
1438783	182700514	5/7/2018	270	9,154.55	
1438902	1828033	5/7/2018	270	8,519.88	
1438885	183980502	5/7/2018	270	7,391.89	
1438971	1828098	5/7/2018	270	7,315.50	
1438951	1828086	5/7/2018	270	7,000.00	
1438407	1827852	5/7/2018	270	6,744.80	
1438479	1827912	5/7/2018	270	6,713.36	
1438164	1827971	5/7/2018	270	6,148.80	
1438854	1828084	5/7/2018	270	5,511.43	
1438453	1827901	5/7/2018	270	5,345.00	
1438876	182700508 AIRS TA	5/7/2018	270	5,308.70	
1438822	1827981	5/7/2018	270	4,811.79	
1438874	1828015	5/7/2018	270	4,485.00	
1438870	1828013	5/7/2018	270	4,295.00	
1438416	1827899	5/7/2018	270	4,218.00	
1438166	1827972	5/7/2018	270	4,099.20	
1438193	1827836	5/7/2018	270	4,000.00	
1438410	1827897	5/7/2018	270	3,700.00	
1438195	1827837	5/7/2018	270	3,600.00	
1438906	1828037	5/7/2018	270	3,438.00	
1438473	1827910	5/7/2018	270	3,074.80	
1438409	1827853	5/7/2018	270	2,640.00	
1438485	1827916	5/7/2018	270	2,450.00	
1438947	1828085	5/7/2018	270	2,227.48	
1438788	182700515	5/7/2018	270	1,995.70	
1438905	1828036	5/7/2018	270	1,694.00	
1438167	1827973	5/7/2018	270	1,500.00	
1438832	1827990	5/7/2018	270	1,467.12	
1438797	1827929	5/7/2018	270	1,317.84	
1438456	1827903	5/7/2018	270	1,248.00	
1438825	1827984	5/7/2018	270	1,231.00	
1438927	1828055	5/7/2018	270	1,125.00	
1438810	1827999	5/7/2018	270	1,050.00	
1438877	1828017	5/7/2018	270	1,048.00	
1438455	1827902	5/7/2018	270	1,030.00	
1438912	1828043	5/7/2018	270	991.00	
1438482	1827914	5/7/2018	270	971.39	
1438975	1828100	5/7/2018	270	950.00	
1438875	1828016	5/7/2018	270	870.00	
1438534	1827917	5/7/2018	270	867.50	
1438911	1828042	5/7/2018	270	755.00	
1438824	1827983	5/7/2018	270	754.00	
1438768	182700509	5/7/2018	270	684.95	
1438844	1828001	5/7/2018	270	620.00	
1438929	1828056	5/7/2018	270	607.50	
1438910	1828041	5/7/2018	270	558.00	
1438162	1827969	5/7/2018	270	550.00	
1438952	1828079	5/7/2018	270	535.41	
1438909	1828040	5/7/2018	270	515.00	
1438169	1827974	5/7/2018	270	473.57	
1438771	1827925	5/7/2018	270	466.00	
1438476	1827911	5/7/2018	270	450.00	
1438171	1827975	5/7/2018	270	397.12	

Run Date: 6/29/2018
 Run Time: 6:24:16PM

Demand Account Activity

Start Date: 7/1/2017 End Date: 6/29/2018

Page: 350
 User: 0

Jnl. Entry	Ref #	Trx. Date	Ledger	Debit Amount	Credit Amount
1438908	1828039	5/7/2018	270	374.00	
1438872	1828014	5/7/2018	270	350.00	
1438450	1827900	5/7/2018	270	340.00	
1438841	1828000	5/7/2018	270	310.00	
1438958	1828083	5/7/2018	270	309.80	
1438158	1827967	5/7/2018	270	304.00	
1438907	1828038	5/7/2018	270	300.00	
1438815	182700502AIRS CC	5/7/2018	270	267.79	
1438414	1827855	5/7/2018	270	250.00	
1438974	1828099	5/7/2018	270	250.00	
1438544	1827918	5/7/2018	270	249.00	
1438924	1828052	5/7/2018	270	244.00	
1438953	1828080	5/7/2018	270	243.54	
1438862	182700502	5/7/2018	270	179.00	
1438922	1828051	5/7/2018	270	170.00	
1438920	1828049	5/7/2018	270	165.00	
1438921	1828050	5/7/2018	270	165.00	
1438882	1828018	5/7/2018	270	160.00	
1438919	1828048	5/7/2018	270	160.00	
1438916	1828047	5/7/2018	270	136.29	
1438459	1827904	5/7/2018	270	130.00	
1438831	1827989	5/7/2018	270	117.72	
1438914	1828045	5/7/2018	270	110.00	
1438845	1828005	5/7/2018	270	103.12	
1438976	1828101	5/7/2018	270	102.00	
1438915	1828046	5/7/2018	270	100.00	
1438955	1828081	5/7/2018	270	46.20	
1438913	1828044	5/7/2018	270	45.00	
1438830	1827988	5/7/2018	270	42.51	
1438883	1828019	5/7/2018	270	38.00	
1438884	1828020	5/7/2018	270	38.00	
1438461	1827905	5/7/2018	270	30.40	
1438464	1827906	5/7/2018	270	30.40	
1438886	1828021	5/7/2018	270	24.00	
1438828	1827986	5/7/2018	270	21.80	
1438465	1827907	5/7/2018	270	19.20	
1438957	1828082	5/7/2018	270	15.00	
1438157	1827966	5/7/2018	270	12.75	
1438826	1827985	5/7/2018	270	9.78	
1438156	1827965	5/7/2018	270	8.50	
1438155	1827964	5/7/2018	270	5.00	
1438963	1828093	5/7/2018	270	1.00	
1438159	8007701 EFT REV C	5/7/2018	270		30,196.10
1438765	182700508	5/7/2018	270		8,593,444.86
1438781	182700512	5/7/2018	270		9,154.55
1438795	182700518	5/7/2018	270		364,272,520.32
1438818	182700501CDTRAN	5/7/2018	270		1,000,000.00
1438856	8007702 EFT REV C	5/7/2018	270		38,046.87
1438894	182700503	5/7/2018	270		7,391.89
1438861	182700501	5/7/2018	270		9,347,958.10
1438969	182700504	5/7/2018	270		12,444,582.55
1438984	CD ACH Bank Trans	5/7/2018	270		1,678,000.00
1439399	183000501	5/8/2018	270	8,000,000.00	
1439254	1828182	5/8/2018	270	7,243,116.10	
1439007	182700507 AIRS TA	5/8/2018	270	7,076,059.50	
1439366	1828212	5/8/2018	270	1,276,094.13	

Run Date: 6/29/2018
Run Time: 6:24:16PM

Demand Account Activity

Start Date: 7/1/2017 End Date: 6/29/2018

Page: 351
User: 0

Jnl. Entry	Ref #	Trx. Date	Ledger	Debit Amount	Credit Amount
1439343	1828191	5/8/2018	270	531,120.27	
1439334	1828181	5/8/2018	270	521,555.11	
1439014	1828119	5/8/2018	270	430,000.00	
1439387	1828231	5/8/2018	270	418,442.00	
1439339	1828187	5/8/2018	270	417,497.71	
1439039	1828139	5/8/2018	270	200,000.00	
1439349	1828196	5/8/2018	270	164,258.51	
1439340	1828188	5/8/2018	270	135,896.36	
1439032	1828129	5/8/2018	270	94,852.43	
1439391	1828233	5/8/2018	270	86,971.43	
1439353	1828199	5/8/2018	270	53,605.80	
1439386	1828230	5/8/2018	270	49,525.84	
1439019	1828122	5/8/2018	270	48,440.09	
1439010	182700510 AIRS DE	5/8/2018	270	47,050.11	
1439022	1828124	5/8/2018	270	45,107.27	
1439008	182700508 AIRS TA	5/8/2018	270	39,700.45	
1439374	1828229	5/8/2018	270	38,770.99	
1439393	1828234	5/8/2018	270	30,890.00	
1439259	183980501	5/8/2018	270	25,515.78	
1439335	1828183	5/8/2018	270	11,668.83	
1439385	1828236	5/8/2018	270	11,053.80	
1439017	1828121	5/8/2018	270	10,460.22	
1439053	1828153	5/8/2018	270	7,662.93	
1439345	1828193	5/8/2018	270	5,581.99	
1439044	1828132	5/8/2018	270	4,350.00	
1439354	1828200	5/8/2018	270	3,604.85	
1439392	1828239	5/8/2018	270	3,542.60	
1439347	1828195	5/8/2018	270	3,468.57	
1439037	1828130	5/8/2018	270	3,002.00	
1439009	182700509 AIRS DE	5/8/2018	270	2,975.39	
1439350	1828211	5/8/2018	270	2,885.00	
1439396	1828241	5/8/2018	270	2,414.25	
1439342	1828190	5/8/2018	270	2,118.93	
1439016	1828120	5/8/2018	270	1,924.54	
1439346	1828194	5/8/2018	270	1,757.57	
1439351	1828197	5/8/2018	270	1,740.00	
1439341	1828189	5/8/2018	270	1,601.32	
1439027	182700503	5/8/2018	270	1,577.57	
1439352	1828198	5/8/2018	270	1,548.20	
1439021	1828123	5/8/2018	270	1,547.34	
1439052	1828152	5/8/2018	270	1,437.46	
1439389	1828237	5/8/2018	270	1,152.38	
1439359	1828205	5/8/2018	270	1,037.00	
1439012	1828133	5/8/2018	270	840.00	
1439041	1828134	5/8/2018	270	671.00	
1439358	1828204	5/8/2018	270	620.00	
1439054	1828154	5/8/2018	270	550.00	
1439337	1828185	5/8/2018	270	511.00	
1439357	1828203	5/8/2018	270	369.00	
1439364	1828210	5/8/2018	270	305.00	
1439356	1828202	5/8/2018	270	295.00	
1439042	1828135	5/8/2018	270	275.00	
1439043	1828131	5/8/2018	270	260.00	
1439051	1828151	5/8/2018	270	229.00	
1439355	1828201	5/8/2018	270	225.00	
1439344	1828192	5/8/2018	270	165.00	

Run Date: 6/29/2018
 Run Time: 6:24:16PM

Demand Account Activity

Start Date: 7/1/2017 End Date: 6/29/2018

Page: 352
 User: 0

Jnl. Entry	Ref #	Trx. Date	Ledger	Debit Amount	Credit Amount
1439336	1828184	5/8/2018	270	162.49	
1439363	1828209	5/8/2018	270	150.00	
1439390	1828238	5/8/2018	270	143.45	
1439395	1828235	5/8/2018	270	125.69	
1439388	1828232	5/8/2018	270	110.00	
1439362	1828208	5/8/2018	270	106.26	
1439361	1828207	5/8/2018	270	89.80	
1439338	1828186	5/8/2018	270	80.69	
1439035	1828136	5/8/2018	270	60.80	
1439036	1828137	5/8/2018	270	60.80	
1438998	182700501	5/8/2018	270	40.00	
1439360	1828206	5/8/2018	270	40.00	
1439038	1828138	5/8/2018	270	38.40	
1439394	1828240	5/8/2018	270	7.50	
1439018	8007703 EFT REV C	5/8/2018	270		7,480.09
1439264	182700504	5/8/2018	270		25,515.78
1439370	182700505	5/8/2018	270		17,586,342.55
1439011	182700502	5/8/2018	270		9,661,364.84
1439445	184700501	5/9/2018	270	24,000,000.00	
1439957	Correct Journal Entr	5/9/2018	270	20,000,000.00	
1439960	182300501	5/9/2018	270	11,000,000.00	
1439441	1828259	5/9/2018	270	9,775,057.84	
1439427	182700507 AIRS TA	5/9/2018	270	5,955,770.19	
1439975	Correct Journal Entr	5/9/2018	270	3,000,000.00	
1439898	1828294	5/9/2018	270	2,386,442.55	
1439969	183000501	5/9/2018	270	2,200,000.00	
1439404	CD ACH Bank Trans	5/9/2018	270	1,168,000.00	
1439900	1828295	5/9/2018	270	712,848.78	
1439896	1828292	5/9/2018	270	234,135.00	
1439442	1828260	5/9/2018	270	219,831.60	
1439436	1828254	5/9/2018	270	105,435.86	
1439410	1828250	5/9/2018	270	105,061.85	
1439978	1828350	5/9/2018	270	65,430.00	
1439440	1828258	5/9/2018	270	50,136.81	
1439428	182700508 AIRS TA	5/9/2018	270	45,465.76	
1439911	1828301	5/9/2018	270	42,431.69	
1439430	182700510 AIRS DE	5/9/2018	270	38,548.98	
1439435	1828253	5/9/2018	270	32,000.00	
1439433	1828252	5/9/2018	270	28,384.70	
1439897	1828293	5/9/2018	270	27,148.34	
1439951	1828351	5/9/2018	270	25,887.49	
1439910	1828300	5/9/2018	270	23,699.72	
1439426	1828296	5/9/2018	270	23,244.41	
1439438	1828256	5/9/2018	270	12,634.94	
1439962	1828352	5/9/2018	270	9,394.96	
1439963	1828356	5/9/2018	270	8,185.18	
1439437	1828255	5/9/2018	270	6,804.56	
1439964	1828353	5/9/2018	270	4,427.94	
1439918	1828308	5/9/2018	270	4,200.00	
1439968	1828357	5/9/2018	270	4,185.00	
1439941	1828328	5/9/2018	270	3,667.20	
1439915	1828305	5/9/2018	270	3,029.07	
1439974	1828348	5/9/2018	270	2,590.00	
1439916	1828306	5/9/2018	270	2,413.00	
1439909	1828299	5/9/2018	270	2,159.83	
1439965	1828359	5/9/2018	270	2,016.00	

Demand Account Activity

Start Date: 7/1/2017 End Date: 6/29/2018

Jnl. Entry	Ref #	Trx. Date	Ledger	Debit Amount	Credit Amount
1439439	1828257	5/9/2018	270	1,953.97	
1439973	1828361	5/9/2018	270	1,863.50	
1439913	1828303	5/9/2018	270	1,825.00	
1439967	1828354	5/9/2018	270	1,665.00	
1439912	1828302	5/9/2018	270	1,502.37	
1439970	1828360	5/9/2018	270	1,360.00	
1439958	1828355	5/9/2018	270	1,299.00	
1439914	1828304	5/9/2018	270	1,172.50	
1439926	1828315	5/9/2018	270	900.00	
1439919	1828309	5/9/2018	270	810.00	
1439928	1828317	5/9/2018	270	743.38	
1439929	1828318	5/9/2018	270	510.62	
1439920	1828310	5/9/2018	270	432.00	
1439429	182700509 AIRS DE	5/9/2018	270	388.58	
1439902	1828297	5/9/2018	270	357.66	
1439936	1828358	5/9/2018	270	310.00	
1439917	1828307	5/9/2018	270	190.00	
1439931	1828316	5/9/2018	270	101.85	
1439908	1828298	5/9/2018	270	96.55	
1439431	182700503	5/9/2018	270	75.45	
1439921	1828311	5/9/2018	270	70.00	
1439922	1828312	5/9/2018	270	45.60	
1439923	1828313	5/9/2018	270	45.60	
1439924	1828314	5/9/2018	270	28.80	
1439432	1828251	5/9/2018	270	21.25	
1439403	CD ACH Bank Trans	5/9/2018	270		1,838,000.00
1439457	DFA EFT REV 5/9/1	5/9/2018	270		16,784.19
1439890	EFT CC REV 5/9/18	5/9/2018	270		203.00
1439415	182700501	5/9/2018	270		9,775,057.84
1439416	182700502	5/9/2018	270		8,527,021.50
1439938	182700503	5/9/2018	270		12,482,087.50
1439942	182700504	5/9/2018	270		22,045,060.10
1439956	Back Out Journal Er	5/9/2018	270		24,000,000.00
1439976	182700501VAULT C	5/9/2018	270		63,000.00
1439972	Back Out Journal Er	5/9/2018	270		2,200,000.00
1441063	1828493	5/10/2018	270	55,591,433.53	
1440999	183980503	5/10/2018	270	17,645,000.00	
1441107	183000501	5/10/2018	270	4,000,000.00	
1440971	182700507 AIRS TA	5/10/2018	270	3,937,573.79	
1441037	1828425	5/10/2018	270	3,376,801.00	
1441102	1828473	5/10/2018	270	3,185,665.07	
1441095	1828499	5/10/2018	270	1,195,424.82	
1441086	1828494	5/10/2018	270	991,590.38	
1441104	1828474	5/10/2018	270	900,698.10	
1440954	1828369	5/10/2018	270	837,400.16	
1440960	1828371	5/10/2018	270	364,142.76	
1440957	1828370	5/10/2018	270	227,394.30	
1440972	1828377	5/10/2018	270	175,045.64	
1441109	1828476	5/10/2018	270	169,154.10	
1440976	1828382	5/10/2018	270	125,227.15	
1440961	1828372	5/10/2018	270	103,530.12	
1441106	1828475	5/10/2018	270	93,443.32	
1441036	1828424	5/10/2018	270	86,765.00	
1440975	182700508 AIRS TA	5/10/2018	270	74,593.21	
1440969	1828376	5/10/2018	270	59,209.00	
1441100	1828486	5/10/2018	270	55,934.21	

Run Date: 6/29/2018
 Run Time: 6:24:16PM

Demand Account Activity

Page: 354
 User: 0

Start Date: 7/1/2017 End Date: 6/29/2018

Jnl. Entry	Ref #	Trx. Date	Ledger	Debit Amount	Credit Amount
1441031	1828419	5/10/2018	270	53,389.25	
1441034	1828422	5/10/2018	270	39,258.65	
1440977	182700509 AIRS TA	5/10/2018	270	37,559.75	
1441091	1828496	5/10/2018	270	36,423.84	
1441030	1828418	5/10/2018	270	28,490.00	
1440974	1828379	5/10/2018	270	25,741.06	
1441065	1828480	5/10/2018	270	24,557.50	
1441090	1828495	5/10/2018	270	21,300.55	
1441053	1828438	5/10/2018	270	20,780.00	
1441114	1828479	5/10/2018	270	19,622.11	
1441055	1828440	5/10/2018	270	15,940.00	
1441046	1828432	5/10/2018	270	13,982.00	
1441049	1828434	5/10/2018	270	9,980.00	
1440978	182700510 AIRS DE	5/10/2018	270	9,305.38	
1441099	1828485	5/10/2018	270	9,070.15	
1441097	1828483	5/10/2018	270	8,893.60	
1441029	1828417	5/10/2018	270	7,245.00	
1441112	1828478	5/10/2018	270	7,006.68	
1441052	1828437	5/10/2018	270	4,585.00	
1441111	1828477	5/10/2018	270	4,103.68	
1441108	1828481	5/10/2018	270	3,682.50	
1441054	1828439	5/10/2018	270	3,605.00	
1441098	1828484	5/10/2018	270	2,783.00	
1441081	1828492	5/10/2018	270	2,435.00	
1441074	1828490	5/10/2018	270	2,370.72	
1441105	1828489	5/10/2018	270	2,365.23	
1441047	1828433	5/10/2018	270	1,930.00	
1441032	1828420	5/10/2018	270	1,784.75	
1441033	1828421	5/10/2018	270	1,774.49	
1440986	183980501	5/10/2018	270	1,530.15	
1441110	1828482	5/10/2018	270	1,360.00	
1441042	1828430	5/10/2018	270	1,236.00	
1441044	1828431	5/10/2018	270	1,160.00	
1441103	1828488	5/10/2018	270	1,119.00	
1440965	1828373	5/10/2018	270	1,072.33	
1441017	1828412	5/10/2018	270	930.00	
1440973	1828378	5/10/2018	270	900.00	
1440966	1828374	5/10/2018	270	717.86	
1441115	1828504	5/10/2018	270	712.50	
1441101	1828487	5/10/2018	270	685.34	
1441077	1828491	5/10/2018	270	680.00	
1441006	1828401	5/10/2018	270	630.00	
1440968	1828375	5/10/2018	270	541.38	
1440980	182700502	5/10/2018	270	407.30	
1441050	1828435	5/10/2018	270	340.00	
1441012	1828407	5/10/2018	270	337.67	
1441011	1828406	5/10/2018	270	315.24	
1441092	1828497	5/10/2018	270	267.00	
1441016	1828411	5/10/2018	270	264.91	
1441008	1828403	5/10/2018	270	247.30	
1441010	1828405	5/10/2018	270	238.55	
1441009	1828404	5/10/2018	270	238.17	
1441041	1828429	5/10/2018	270	190.00	
1441035	1828423	5/10/2018	270	150.00	
1441039	1828427	5/10/2018	270	68.40	
1441040	1828428	5/10/2018	270	68.40	

Run Date: 6/29/2018
 Run Time: 6:24:16PM

Demand Account Activity

Start Date: 7/1/2017 End Date: 6/29/2018

Page: 355
 User: 0

Jnl. Entry	Ref #	Trx. Date	Ledger	Debit Amount	Credit Amount
1441093	1828498	5/10/2018	270	55.00	
1441007	1828402	5/10/2018	270	54.00	
1441038	1828426	5/10/2018	270	43.20	
1441051	1828436	5/10/2018	270	35.00	
1441015	1828410	5/10/2018	270	18.59	
1441014	1828409	5/10/2018	270	13.30	
1441013	1828408	5/10/2018	270	8.83	
1441003	DFA EFT REV 5/10/	5/10/2018	270		20,162.69
1440979	182700501	5/10/2018	270		5,321,309.60
1441001	182700503	5/10/2018	270		80,808,461.59
1441116	Back Out Journal Er	5/10/2018	270		4,000,000.00
1441119	Correct Journal Entr	5/10/2018	270		4,000,000.00
1441536	184700501	5/11/2018	270	91,000,000.00	
1441396	1828523	5/11/2018	270	77,723,011.22	
1441442	183000504	5/11/2018	270	33,000,000.00	
1441435	182700507 AIRS TA	5/11/2018	270	14,591,595.20	
1441496	1828607	5/11/2018	270	12,964,293.58	
1441450	183980503	5/11/2018	270	9,290,000.00	
1441524	1828615	5/11/2018	270	4,843,356.70	
1441443	182300501	5/11/2018	270	2,000,000.00	
1441380	CD ACH Bank Trans	5/11/2018	270	520,000.00	
1441475	1828574	5/11/2018	270	162,865.59	
1441523	1828614	5/11/2018	270	129,282.23	
1441507	1828608	5/11/2018	270	117,399.10	
1441476	1828575	5/11/2018	270	90,000.00	
1441513	1828610	5/11/2018	270	85,924.23	
1441389	1828516	5/11/2018	270	82,035.03	
1441437	182700508 AIRS TA	5/11/2018	270	57,326.97	
1441457	1828558	5/11/2018	270	45,405.04	
1441387	1828515	5/11/2018	270	38,048.22	
1441477	1828576	5/11/2018	270	35,035.21	
1441444	183980501	5/11/2018	270	32,816.44	
1441385	1828513	5/11/2018	270	28,795.51	
1441386	1828514	5/11/2018	270	23,598.96	
1441458	1828559	5/11/2018	270	22,898.94	
1441528	1828623	5/11/2018	270	20,216.82	
1441510	1828609	5/11/2018	270	17,193.79	
1441522	1828613	5/11/2018	270	13,300.86	
1441521	1828612	5/11/2018	270	11,336.19	
1441527	1828622	5/11/2018	270	6,913.35	
1441392	1828519	5/11/2018	270	5,503.56	
1441466	1828567	5/11/2018	270	5,495.00	
1441464	1828565	5/11/2018	270	3,968.00	
1441395	1828522	5/11/2018	270	3,800.82	
1441460	1828561	5/11/2018	270	3,609.02	
1441391	1828518	5/11/2018	270	3,404.16	
1441411	182700503	5/11/2018	270	3,020.00	
1441390	1828517	5/11/2018	270	2,984.01	
1441493	1828606	5/11/2018	270	2,458.40	
1441393	1828520	5/11/2018	270	2,100.49	
1441463	1828564	5/11/2018	270	1,900.00	
1441459	1828560	5/11/2018	270	1,800.29	
1441456	1828557	5/11/2018	270	1,632.91	
1441529	1828624	5/11/2018	270	1,335.11	
1441438	182700509 AIRS DE	5/11/2018	270	1,070.64	
1441467	1828568	5/11/2018	270	1,060.00	

Run Date: 6/29/2018
 Run Time: 6:24:16PM

Demand Account Activity

Start Date: 7/1/2017 End Date: 6/29/2018

Page: 356
 User: 0

Jnl. Entry	Ref #	Trx. Date	Ledger	Debit Amount	Credit Amount
1441468	1828569	5/11/2018	270	476.50	
1441512	1828604	5/11/2018	270	445.77	
1441394	1828521	5/11/2018	270	420.00	
1441462	1828563	5/11/2018	270	415.00	
1441465	1828566	5/11/2018	270	340.00	
1441491	1828605	5/11/2018	270	320.00	
1441530	1828625	5/11/2018	270	289.00	
1441519	1828611	5/11/2018	270	202.20	
1441461	1828562	5/11/2018	270	183.00	
1441533	1828628	5/11/2018	270	125.04	
1441531	1828626	5/11/2018	270	125.00	
1441454	1828556	5/11/2018	270	95.00	
1441532	1828627	5/11/2018	270	72.52	
1441469	1828570	5/11/2018	270	60.00	
1441470	1828571	5/11/2018	270	45.60	
1441471	1828572	5/11/2018	270	45.60	
1441473	1828573	5/11/2018	270	28.80	
1441398	1828629	5/11/2018	270	4.25	
1441379	CD ACH Bank Trans	5/11/2018	270		1,234,000.00
1441417	DFA EFT REV 5/11/	5/11/2018	270		1,841.87
1441514	182700504	5/11/2018	270		156,968,223.86
1441408	182700501	5/11/2018	270		10,968,377.91
1441410	182700502	5/11/2018	270		77,723,011.22
1441930	184700501	5/14/2018	270	23,000,000.00	
1441820	182700507 AIRS TA	5/14/2018	270	17,731,060.15	
1441825	183000504	5/14/2018	270	5,000,000.00	
1441971	Back Out Journal Er	5/14/2018	270	4,999,798.00	
1441852	1828677	5/14/2018	270	3,545,524.55	
1441905	1828727	5/14/2018	270	1,506,034.77	
1441843	182700504	5/14/2018	270	1,326,000.00	
1441826	1828653	5/14/2018	270	1,171,802.97	
1441803	182700501	5/14/2018	270	496,547.64	
1441923	1828729	5/14/2018	270	395,502.64	
1441926	1828771	5/14/2018	270	249,520.26	
1441954	1828738	5/14/2018	270	163,728.37	
1441970	1828775	5/14/2018	270	71,565.57	
1441850	1828675	5/14/2018	270	50,000.00	
1441921	1828726	5/14/2018	270	41,937.83	
1441810	1828652	5/14/2018	270	40,259.27	
1441952	1828737	5/14/2018	270	37,789.31	
1441832	1828659	5/14/2018	270	33,974.99	
1441924	1828730	5/14/2018	270	31,664.57	
1441922	1828728	5/14/2018	270	18,390.77	
1441829	1828656	5/14/2018	270	17,760.31	
1441828	1828655	5/14/2018	270	16,922.15	
1441851	1828676	5/14/2018	270	16,440.00	
1441827	1828654	5/14/2018	270	12,637.00	
1441933	1828740	5/14/2018	270	9,429.14	
1441920	1828725	5/14/2018	270	9,361.42	
1441932	1828739	5/14/2018	270	7,502.95	
1441880	182700511	5/14/2018	270	6,244.78	
1441823	182700510 AIRS D€	5/14/2018	270	6,070.08	
1441950	1828736	5/14/2018	270	5,853.97	
1441831	1828658	5/14/2018	270	4,693.46	
1441821	182700508 AIRS TA	5/14/2018	270	4,514.80	
1441790	1828640	5/14/2018	270	4,136.26	

Run Date: 6/29/2018
 Run Time: 6:24:16PM

Demand Account Activity

Start Date: 7/1/2017 End Date: 6/29/2018

Page: 357
 User: 0

Jnl. Entry	Ref #	Trx. Date	Ledger	Debit Amount	Credit Amount
1441861	1828686	5/14/2018	270	4,050.00	
1441963	1828774	5/14/2018	270	3,861.01	
1441833	1828660	5/14/2018	270	3,444.00	
1441859	1828684	5/14/2018	270	3,356.00	
1441836	1828663	5/14/2018	270	2,720.00	
1441822	182700509 AIRS DE	5/14/2018	270	2,250.26	
1441830	1828657	5/14/2018	270	2,166.31	
1441789	1828639	5/14/2018	270	1,899.06	
1441942	1828732	5/14/2018	270	1,796.00	
1441935	1828742	5/14/2018	270	1,380.00	
1441783	1828633	5/14/2018	270	1,325.00	
1441787	1828637	5/14/2018	270	1,130.00	
1441788	1828638	5/14/2018	270	1,130.00	
1441936	1828743	5/14/2018	270	1,040.00	
1441786	1828636	5/14/2018	270	890.00	
1441862	1828687	5/14/2018	270	780.00	
1441837	1828664	5/14/2018	270	750.00	
1441784	1828634	5/14/2018	270	680.00	
1441966	1828766	5/14/2018	270	680.00	
1441969	1828773	5/14/2018	270	535.63	
1441835	1828662	5/14/2018	270	518.95	
1441785	1828635	5/14/2018	270	460.00	
1441934	1828741	5/14/2018	270	452.75	
1441949	1828735	5/14/2018	270	400.00	
1441863	1828688	5/14/2018	270	354.00	
1441860	1828685	5/14/2018	270	280.00	
1441834	1828661	5/14/2018	270	250.00	
1441945	1828733	5/14/2018	270	210.00	
1441838	1828665	5/14/2018	270	180.00	
1441967	1828768	5/14/2018	270	135.00	
1441925	1828731	5/14/2018	270	77.13	
1441964	1828767	5/14/2018	270	75.00	
1441972	1828769	5/14/2018	270	75.00	
1441974	1828770	5/14/2018	270	75.00	
1441968	1828772	5/14/2018	270	67.90	
1441865	1828690	5/14/2018	270	53.20	
1441866	1828691	5/14/2018	270	53.20	
1441864	1828689	5/14/2018	270	50.00	
1441948	1828734	5/14/2018	270	50.00	
1441867	1828692	5/14/2018	270	33.60	
1441839	1828666	5/14/2018	270	4.25	
1441126	CD ACH Bank Trans	5/14/2018	270		664,000.00
1441897	DFA EFT REV 5/14/	5/14/2018	270		785.01
1441807	182700502	5/14/2018	270		4,999,798.00
1441808	182700503	5/14/2018	270		8,251,743.94
1441845	182700505	5/14/2018	270		99,937.75
1441878	182700506	5/14/2018	270		2,495,104.17
1441881	182700512	5/14/2018	270		6,244.78
1441929	182700513	5/14/2018	270		38,576,739.39
1441973	Correct Journal Entr	5/14/2018	270		4,798.00
1441975	184700502	5/14/2018	270		5,000,000.00
1442236	182700507 AIRS TA	5/15/2018	270	27,045,311.27	
1442271	182700512	5/15/2018	270	13,704,413.36	
1442385	1828899	5/15/2018	270	3,204,746.17	
1442340	1828855	5/15/2018	270	2,360,074.42	
1442329	1828860	5/15/2018	270	1,503,263.51	

Run Date: 6/29/2018
Run Time: 6:24:16PM

Demand Account Activity

Start Date: 7/1/2017 End Date: 6/29/2018

Page: 358
User: 0

Jnl. Entry	Ref #	Trx. Date	Ledger	Debit Amount	Credit Amount
1442316	1828840	5/15/2018	270	1,278,549.54	
1442238	182700509 AIRS DE	5/15/2018	270	567,649.53	
1442356	1828873	5/15/2018	270	208,504.35	
1442260	1828795	5/15/2018	270	195,000.00	
1442261	1828796	5/15/2018	270	126,000.00	
1442226	182700502	5/15/2018	270	108,176.14	
1442259	1828794	5/15/2018	270	90,487.50	
1442262	1828797	5/15/2018	270	90,000.00	
1442350	1828866	5/15/2018	270	53,551.41	
1442341	1828856	5/15/2018	270	45,481.31	
1442237	182700508 AIRS TA	5/15/2018	270	40,029.56	
1442344	1828859	5/15/2018	270	38,097.30	
1442397	1828915	5/15/2018	270	35,241.65	
1442256	1828791	5/15/2018	270	29,336.64	
1442346	1828862	5/15/2018	270	26,576.27	
1442345	1828861	5/15/2018	270	26,089.74	
1442392	1828911	5/15/2018	270	25,893.47	
1442318	1828900	5/15/2018	270	23,206.14	
1442264	1828798	5/15/2018	270	21,000.00	
1442355	1828872	5/15/2018	270	20,362.81	
1442265	1828799	5/15/2018	270	15,000.00	
1442250	1828785	5/15/2018	270	14,398.47	
1442249	1828784	5/15/2018	270	14,267.63	
1442353	1828870	5/15/2018	270	14,227.05	
1442351	1828867	5/15/2018	270	14,035.16	
1442258	1828793	5/15/2018	270	13,536.68	
1442255	1828790	5/15/2018	270	12,992.77	
1442388	1828910	5/15/2018	270	12,488.76	
1442301	1828825	5/15/2018	270	11,283.90	
1442240	182700511 AIRS DE	5/15/2018	270	11,044.91	
1442395	1828914	5/15/2018	270	10,735.62	
1442245	182700505	5/15/2018	270	10,279.54	
1442393	1828912	5/15/2018	270	9,520.00	
1442315	1828839	5/15/2018	270	8,990.22	
1442348	1828864	5/15/2018	270	8,610.10	
1442394	1828913	5/15/2018	270	6,576.50	
1442352	1828869	5/15/2018	270	5,035.99	
1442291	1828816	5/15/2018	270	4,955.00	
1442302	1828826	5/15/2018	270	4,307.09	
1442366	1828884	5/15/2018	270	4,270.00	
1442364	1828882	5/15/2018	270	4,025.00	
1442386	1828906	5/15/2018	270	3,696.00	
1442314	1828838	5/15/2018	270	3,665.20	
1442382	1828904	5/15/2018	270	3,500.00	
1442293	1828818	5/15/2018	270	3,175.00	
1442360	1828877	5/15/2018	270	2,436.56	
1442359	1828876	5/15/2018	270	2,423.35	
1442303	1828827	5/15/2018	270	2,350.04	
1442342	1828857	5/15/2018	270	2,189.68	
1442354	1828871	5/15/2018	270	2,161.56	
1442304	1828828	5/15/2018	270	1,793.32	
1442305	1828829	5/15/2018	270	1,771.94	
1442375	1828903	5/15/2018	270	1,419.70	
1442306	1828830	5/15/2018	270	1,176.18	
1442358	1828875	5/15/2018	270	1,130.00	
1442307	1828831	5/15/2018	270	1,070.10	

Run Date: 6/29/2018
 Run Time: 6:24:16PM

Demand Account Activity

Start Date: 7/1/2017 End Date: 6/29/2018

Page: 359
 User: 0

Jnl. Entry	Ref #	Trx. Date	Ledger	Debit Amount	Credit Amount
1442357	1828874	5/15/2018	270	1,062.55	
1442308	1828832	5/15/2018	270	1,044.25	
1442296	1828820	5/15/2018	270	985.00	
1442363	1828881	5/15/2018	270	940.50	
1442292	1828817	5/15/2018	270	940.00	
1442309	1828833	5/15/2018	270	798.46	
1442310	1828834	5/15/2018	270	763.87	
1442239	182700510 AIRS DE	5/15/2018	270	696.62	
1442362	1828880	5/15/2018	270	639.00	
1442361	1828879	5/15/2018	270	633.67	
1442365	1828883	5/15/2018	270	600.00	
1442381	1828908	5/15/2018	270	488.35	
1442311	1828835	5/15/2018	270	421.96	
1442343	1828858	5/15/2018	270	401.40	
1442251	1828786	5/15/2018	270	360.00	
1442367	1828878	5/15/2018	270	300.00	
1442294	1828819	5/15/2018	270	250.00	
1442349	1828865	5/15/2018	270	216.28	
1442312	1828836	5/15/2018	270	179.62	
1442384	1828905	5/15/2018	270	165.54	
1442313	1828837	5/15/2018	270	107.63	
1442297	1828821	5/15/2018	270	90.00	
1442252	1828787	5/15/2018	270	75.00	
1442387	1828902	5/15/2018	270	55.00	
1442389	1828909	5/15/2018	270	35.32	
1442298	1828822	5/15/2018	270	30.40	
1442299	1828823	5/15/2018	270	30.40	
1442254	1828789	5/15/2018	270	29.75	
1442242	1828907	5/15/2018	270	28.83	
1442253	1828788	5/15/2018	270	24.64	
1442300	1828824	5/15/2018	270	19.20	
1442347	1828863	5/15/2018	270	10.75	
1442257	1828792	5/15/2018	270	8.00	
1442383	1828901	5/15/2018	270	4.05	
1828868	1828868	5/15/2018	270	0.39	
1442225	182700501	5/15/2018	270	0.03	
1442398	1828916	5/15/2018	270	0.01	
1441977	CD ACH Bank Trans	5/15/2018	270		841,000.00
1442273	182700501	5/15/2018	270		4,030.00
1442274	DFA EFT REV 5/15/	5/15/2018	270		2,228.00
1442241	182700503	5/15/2018	270		8,894,401.04
1442268	182700506	5/15/2018	270		10,279.54
1442289	182700513	5/15/2018	270		20,000,000.00
1442295	182700504	5/15/2018	270		416.91
1442322	182700514	5/15/2018	270		13,914,921.61
1442391	182700516	5/15/2018	270		7,000,000.00
1442748	182700507 AIRS TA	5/16/2018	270	145,074,361.17	
1442800	1828980	5/16/2018	270	102,313,477.85	
1442833	183000504	5/16/2018	270	24,000,000.00	
1442401	CD ACH Bank Trans	5/16/2018	270	9,554,287.00	
1442805	1828989	5/16/2018	270	2,721,620.20	
1442723	182700503	5/16/2018	270	1,766,250.14	
1442820	1828988	5/16/2018	270	1,282,152.02	
1442852	1829024	5/16/2018	270	247,817.67	
1442851	1829023	5/16/2018	270	214,187.21	
1442764	1828953	5/16/2018	270	164,468.00	

Run Date: 6/29/2018
Run Time: 6:24:16PM

Demand Account Activity

Start Date: 7/1/2017 End Date: 6/29/2018

Page: 360
User: 0

Jnl. Entry	Ref #	Trx. Date	Ledger	Debit Amount	Credit Amount
1442773	1828987	5/16/2018	270	126,660.57	
1442812	1828992	5/16/2018	270	114,801.29	
1442811	1828991	5/16/2018	270	107,596.00	
1442725	1828933	5/16/2018	270	68,234.70	
1442735	1828932	5/16/2018	270	64,368.47	
1442810	1828990	5/16/2018	270	63,887.06	
1442835	1829008	5/16/2018	270	60,802.00	
1442784	1828964	5/16/2018	270	47,022.07	
1442774	1828954	5/16/2018	270	42,206.11	
1442779	1828959	5/16/2018	270	41,341.22	
1442853	1829025	5/16/2018	270	38,876.53	
1442786	1828966	5/16/2018	270	32,108.06	
1442778	1828958	5/16/2018	270	24,626.05	
1442749	182700508 AIRS TA	5/16/2018	270	23,786.09	
1442744	1828936	5/16/2018	270	23,085.18	
1442777	1828957	5/16/2018	270	19,332.07	
1442734	1828931	5/16/2018	270	18,261.99	
1442776	1828956	5/16/2018	270	16,123.59	
1442836	1829009	5/16/2018	270	12,716.84	
1442756	182700506	5/16/2018	270	11,633.01	
1442775	1828955	5/16/2018	270	11,245.16	
1442854	1829026	5/16/2018	270	10,202.11	
1442731	1828930	5/16/2018	270	7,643.24	
1442781	1828961	5/16/2018	270	7,098.37	
1442838	1829010	5/16/2018	270	6,674.91	
1442730	1828929	5/16/2018	270	6,613.24	
1442785	1828965	5/16/2018	270	5,540.46	
1442846	1829018	5/16/2018	270	4,928.59	
1442791	1828971	5/16/2018	270	4,500.00	
1442751	182700510 AIRS DE	5/16/2018	270	4,033.75	
1442834	1829007	5/16/2018	270	3,516.30	
1442753	1828938	5/16/2018	270	3,230.03	
1442742	1828935	5/16/2018	270	3,064.00	
1442849	1829022	5/16/2018	270	2,881.73	
1442793	1828973	5/16/2018	270	2,594.00	
1442780	1828960	5/16/2018	270	2,249.43	
1442790	1828970	5/16/2018	270	2,162.50	
1442789	1828969	5/16/2018	270	2,020.00	
1442844	1829016	5/16/2018	270	1,521.50	
1442788	1828968	5/16/2018	270	1,311.57	
1442845	1829017	5/16/2018	270	1,025.00	
1442832	1829006	5/16/2018	270	884.16	
1442792	1828972	5/16/2018	270	870.00	
1442740	1828934	5/16/2018	270	754.00	
1442795	1828975	5/16/2018	270	329.00	
1442750	182700509 AIRS DE	5/16/2018	270	277.72	
1442822	182700517	5/16/2018	270	255.00	
1442794	1828974	5/16/2018	270	220.00	
1442847	1829019	5/16/2018	270	163.81	
1442830	1829005	5/16/2018	270	156.24	
1442848	1829020	5/16/2018	270	120.22	
1442752	182700511 AIRS DE	5/16/2018	270	100.00	
1442787	1828967	5/16/2018	270	99.31	
1442797	1828977	5/16/2018	270	91.20	
1442798	1828978	5/16/2018	270	91.20	
1442782	1828962	5/16/2018	270	85.00	

Demand Account Activity

Start Date: 7/1/2017 End Date: 6/29/2018

Jnl. Entry	Ref #	Trx. Date	Ledger	Debit Amount	Credit Amount
1442783	1828963	5/16/2018	270	70.00	
1442796	1828976	5/16/2018	270	70.00	
1442799	1828979	5/16/2018	270	57.60	
1442813	1828993	5/16/2018	270	17.81	
1442747	1828937	5/16/2018	270	0.03	
1442400	CD ACH Bank Trans	5/16/2018	270		1,410,000.00
1442721	182700501	5/16/2018	270		102,313,477.85
1442722	182700502	5/16/2018	270		22,920,144.71
1442732	182700505	5/16/2018	270		145,000,000.00
1442759	182700512	5/16/2018	270		11,633.01
1442763	182700513	5/16/2018	270		16,620,455.53
1442837	DFA EFT REV 5-16-	5/16/2018	270		2,134.80
1443251	1829137	5/17/2018	270	53,934,604.46	
1443192	182700507 AIRS TA	5/17/2018	270	50,719,181.56	
1443204	182300501	5/17/2018	270	15,000,000.00	
1443282	1829122	5/17/2018	270	801,489.56	
1443271	1829112	5/17/2018	270	677,802.18	
1443295	1829135	5/17/2018	270	613,819.93	
1443304	1829136	5/17/2018	270	557,443.62	
1442860	1829032	5/17/2018	270	445,000.00	
1443283	1829123	5/17/2018	270	388,568.05	
1443276	1829116	5/17/2018	270	348,318.74	
1443284	1829124	5/17/2018	270	258,683.78	
1443277	1829117	5/17/2018	270	213,534.08	
1443278	1829118	5/17/2018	270	166,173.44	
1443195	182700510 AIRS DE	5/17/2018	270	127,789.33	
1443294	1829134	5/17/2018	270	96,478.00	
1443320	1829162	5/17/2018	270	71,394.97	
1443280	1829120	5/17/2018	270	70,424.94	
1443193	182700508 AIRS DE	5/17/2018	270	58,858.15	
1443214	1829059	5/17/2018	270	54,505.05	
1443218	1829063	5/17/2018	270	40,148.44	
1443279	1829119	5/17/2018	270	27,716.19	
1443323	1829163	5/17/2018	270	27,184.00	
1443219	1829064	5/17/2018	270	22,974.84	
1443197	182700511 AIRS DE	5/17/2018	270	14,450.00	
1443299	1829142	5/17/2018	270	10,315.00	
1443208	1829053	5/17/2018	270	9,950.00	
1443210	1829055	5/17/2018	270	9,775.00	
1443297	1829140	5/17/2018	270	9,302.00	
1443274	1829114	5/17/2018	270	9,142.56	
1443286	1829126	5/17/2018	270	8,416.22	
1443285	1829125	5/17/2018	270	7,723.49	
1443217	1829062	5/17/2018	270	7,508.00	
1443324	1829164	5/17/2018	270	5,894.75	
1443275	1829115	5/17/2018	270	5,340.00	
1443182	182700501	5/17/2018	270	4,853.05	
1443213	1829058	5/17/2018	270	4,525.00	
1443215	1829060	5/17/2018	270	4,471.10	
1443207	1829061	5/17/2018	270	2,542.50	
1443292	1829132	5/17/2018	270	2,160.00	
1443300	1829143	5/17/2018	270	2,000.00	
1442856	1829028	5/17/2018	270	1,965.00	
1443194	182700509 AIRS DE	5/17/2018	270	1,941.19	
1443221	1829066	5/17/2018	270	1,775.00	
1443273	1829138	5/17/2018	270	1,550.03	

Run Date: 6/29/2018
Run Time: 6:24:16PM

Demand Account Activity

Page: 362
User: 0

Start Date: 7/1/2017 End Date: 6/29/2018

Jnl. Entry	Ref #	Trx. Date	Ledger	Debit Amount	Credit Amount
1443212	1829057	5/17/2018	270	1,500.00	
1443287	1829127	5/17/2018	270	1,438.00	
1443220	1829065	5/17/2018	270	1,380.00	
1443293	1829133	5/17/2018	270	1,380.00	
1442858	1829030	5/17/2018	270	1,100.00	
1443281	1829121	5/17/2018	270	971.00	
1443209	1829054	5/17/2018	270	900.00	
1442861	1829033	5/17/2018	270	840.00	
1442859	1829031	5/17/2018	270	780.00	
1443298	1829141	5/17/2018	270	760.00	
1442857	1829029	5/17/2018	270	525.00	
1443296	1829139	5/17/2018	270	404.58	
1443211	1829056	5/17/2018	270	250.00	
1443305	1829147	5/17/2018	270	204.00	
1443289	1829129	5/17/2018	270	165.00	
1443272	1829113	5/17/2018	270	130.00	
1443288	1829128	5/17/2018	270	125.00	
1443301	1829144	5/17/2018	270	98.80	
1443302	1829145	5/17/2018	270	98.80	
1443307	1829148	5/17/2018	270	80.00	
1443290	1829130	5/17/2018	270	75.00	
1443291	1829131	5/17/2018	270	69.00	
1443303	1829146	5/17/2018	270	62.40	
1442850	CD ACH Bank Trans	5/17/2018	270		1,006,000.00
1443231	DFA EFT REV 5/17/	5/17/2018	270		13,242.54
1443183	182700502	5/17/2018	270		38,165,620.01
1443198	182700503	5/17/2018	270		8,861,561.78
1443199	182700504	5/17/2018	270		65,000,000.00
1443206	182700515	5/17/2018	270		12,475,701.75
1443964	184700501	5/18/2018	270	100,000,000.00	
1443915	1829215	5/18/2018	270	37,570,057.32	
1444030	1829322	5/18/2018	270	20,633,290.21	
1443877	183000504	5/18/2018	270	18,000,000.00	
1443897	182700507 AIRS TA	5/18/2018	270	14,725,826.07	
1444015	1829312	5/18/2018	270	14,659,334.70	
1444009	1829301	5/18/2018	270	3,059,697.06	
1443988	1829269	5/18/2018	270	1,568,362.72	
1443993	1829270	5/18/2018	270	1,072,495.74	
1443954	1829263	5/18/2018	270	803,709.61	
1444011	1829310	5/18/2018	270	548,844.49	
1443994	1829271	5/18/2018	270	465,014.59	
1443969	1829261	5/18/2018	270	341,065.62	
1444023	1829315	5/18/2018	270	337,717.01	
1444026	1829316	5/18/2018	270	326,006.35	
1443891	1829201	5/18/2018	270	256,972.82	
1443904	1829207	5/18/2018	270	239,247.18	
1443982	1829267	5/18/2018	270	125,230.40	
1443902	1829206	5/18/2018	270	106,569.46	
1443986	1829283	5/18/2018	270	96,076.83	
1443987	1829268	5/18/2018	270	68,571.43	
1443900	1829205	5/18/2018	270	65,345.12	
1443898	1829204	5/18/2018	270	41,230.96	
1443914	1829214	5/18/2018	270	38,207.73	
1443905	182700511 AIRS D€	5/18/2018	270	33,450.00	
1444029	1829325	5/18/2018	270	32,013.08	
1443896	1829203	5/18/2018	270	30,930.46	

Run Date: 6/29/2018
 Run Time: 6:24:16PM

Demand Account Activity

Page: 363
 User: 0

Start Date: 7/1/2017 End Date: 6/29/2018

Jnl. Entry	Ref #	Trx. Date	Ledger	Debit Amount	Credit Amount
1443974	1829264	5/18/2018	270	20,994.62	
1443906	1829208	5/18/2018	270	20,710.00	
1443912	1829212	5/18/2018	270	19,231.78	
1444004	1829297	5/18/2018	270	16,965.17	
1443889	1829200	5/18/2018	270	15,532.27	
1443911	1829211	5/18/2018	270	14,425.91	
1444031	1829326	5/18/2018	270	14,150.00	
1443968	1829260	5/18/2018	270	13,018.00	
1444025	1829323	5/18/2018	270	12,765.77	
1443970	1829262	5/18/2018	270	10,937.49	
1443976	1829265	5/18/2018	270	10,266.48	
1443910	1829210	5/18/2018	270	10,128.71	
1444020	1829314	5/18/2018	270	9,886.05	
1444013	1829311	5/18/2018	270	8,988.00	
1443975	1829275	5/18/2018	270	7,924.58	
1443908	1829209	5/18/2018	270	7,816.03	
1444016	1829304	5/18/2018	270	7,641.90	
1443971	1829272	5/18/2018	270	7,187.26	
1443977	1829276	5/18/2018	270	7,118.40	
1444006	1829298	5/18/2018	270	5,955.50	
1444012	1829302	5/18/2018	270	5,700.00	
1443907	182700512 AIRS DE	5/18/2018	270	4,500.00	
1444003	1829296	5/18/2018	270	4,448.50	
1444002	1829295	5/18/2018	270	4,080.00	
1443894	1829202	5/18/2018	270	3,098.55	
1443899	182700508 AIRS TA	5/18/2018	270	3,047.93	
1444018	1829313	5/18/2018	270	3,031.22	
1444021	1829307	5/18/2018	270	2,931.00	
1443973	1829274	5/18/2018	270	2,885.00	
1443903	182700510 AIRS DE	5/18/2018	270	2,852.66	
1443972	1829273	5/18/2018	270	1,457.50	
1444027	1829324	5/18/2018	270	1,344.54	
1444022	1829308	5/18/2018	270	1,062.65	
1444024	1829309	5/18/2018	270	661.52	
1443989	1829284	5/18/2018	270	650.00	
1443329	1829170	5/18/2018	270	408.24	
1443984	1829281	5/18/2018	270	359.00	
1443333	1829174	5/18/2018	270	320.00	
1443983	1829280	5/18/2018	270	320.00	
1444014	1829303	5/18/2018	270	300.00	
1443330	1829171	5/18/2018	270	257.07	
1443981	1829279	5/18/2018	270	245.00	
1444028	1829321	5/18/2018	270	219.60	
1444017	1829305	5/18/2018	270	166.60	
1443901	182700509 AIRS DE	5/18/2018	270	164.74	
1443990	1829285	5/18/2018	270	150.00	
1443913	1829213	5/18/2018	270	148.60	
1443334	1829175	5/18/2018	270	126.95	
1443979	1829278	5/18/2018	270	95.00	
1443978	1829277	5/18/2018	270	85.00	
1443985	1829282	5/18/2018	270	85.00	
1443991	1829286	5/18/2018	270	75.00	
1444007	1829299	5/18/2018	270	72.52	
1444019	1829306	5/18/2018	270	43.20	
1443335	1829176	5/18/2018	270	41.65	
1443967	1829259	5/18/2018	270	35.50	

Run Date: 6/29/2018
 Run Time: 6:24:16PM

Demand Account Activity

Start Date: 7/1/2017 End Date: 6/29/2018

Page: 364
 User: 0

Jnl. Entry	Ref #	Trx. Date	Ledger	Debit Amount	Credit Amount
1443980	1829266	5/18/2018	270	22.82	
1443331	1829172	5/18/2018	270	6.44	
1443332	1829173	5/18/2018	270	4.87	
1444008	1829300	5/18/2018	270	4.25	
1443318	CD ACH Bank Trans	5/18/2018	270		2,211,000.00
1443909	8007713 EFT REV C	5/18/2018	270		30,576.74
1443879	182700501	5/18/2018	270		198.00
1443880	182700502	5/18/2018	270		37,570,057.32
1443881	182700503	5/18/2018	270		6,747,481.22
1443882	182700504	5/18/2018	270		34,871,083.33
1443959	182700505	5/18/2018	270		112,267,346.53
1443955	183000506	5/18/2018	270		22,000,000.00
1444419	182700510AIRS EF	5/21/2018	270	35,892,488.82	
1444371	1829416	5/21/2018	270	26,224,463.50	
1444329	182700501	5/21/2018	270	24,000,000.00	
1444397	1829387	5/21/2018	270	1,041,963.47	
1444344	182700507	5/21/2018	270	1,000,843.33	
1444331	182700503	5/21/2018	270	1,000,000.00	
1444294	CD ACH Bank Trans	5/21/2018	270	811,886.00	
1444431	1829442	5/21/2018	270	143,082.86	
1444313	1829343	5/21/2018	270	110,000.00	
1444373	1829417	5/21/2018	270	78,562.50	
1444432	1829443	5/21/2018	270	77,148.83	
1444430	1829441	5/21/2018	270	52,339.47	
1444427	1829440	5/21/2018	270	35,119.18	
1444423	182700514ABC LIC	5/21/2018	270	35,000.00	
1444291	1829348	5/21/2018	270	34,636.36	
1444301	1829347	5/21/2018	270	33,033.72	
1444324	1829351	5/21/2018	270	24,693.70	
1444402	1829394	5/21/2018	270	23,816.95	
1444440	1829448	5/21/2018	270	21,655.40	
1444387	1829386	5/21/2018	270	17,866.82	
1444426	1829477	5/21/2018	270	17,000.00	
1444292	1829344	5/21/2018	270	12,877.51	
1444297	1829345	5/21/2018	270	12,713.58	
1444396	1829388	5/21/2018	270	12,254.76	
1444438	1829447	5/21/2018	270	11,363.91	
1444300	1829346	5/21/2018	270	10,983.47	
1444436	1829446	5/21/2018	270	8,952.55	
1444422	182700513IRPCC	5/21/2018	270	7,855.12	
1444434	1829452	5/21/2018	270	6,225.16	
1444401	1829393	5/21/2018	270	5,367.69	
1444462	1829481	5/21/2018	270	5,261.00	
1444316	1829349	5/21/2018	270	5,069.80	
1444375	1829395	5/21/2018	270	4,840.00	
1444404	1829390	5/21/2018	270	4,761.64	
1444369	1829414	5/21/2018	270	4,670.28	
1444370	1829415	5/21/2018	270	4,580.29	
1444389	1829406	5/21/2018	270	4,535.00	
1444467	1829476	5/21/2018	270	4,286.26	
1444309	1829341	5/21/2018	270	4,052.32	
1444435	1829445	5/21/2018	270	4,015.99	
1444395	1829404	5/21/2018	270	3,125.00	
1444425	1829451	5/21/2018	270	2,925.01	
1444383	1829399	5/21/2018	270	2,871.00	
1444312	1829356	5/21/2018	270	2,659.78	

Run Date: 6/29/2018
Run Time: 6:24:16PM

Demand Account Activity

Start Date: 7/1/2017 End Date: 6/29/2018

Page: 365
User: 0

Jnl. Entry	Ref #	Trx. Date	Ledger	Debit Amount	Credit Amount
1444398	1829389	5/21/2018	270	2,655.56	
1444446	1829450	5/21/2018	270	2,593.85	
1444464	1829475	5/21/2018	270	2,382.27	
1444442	1829449	5/21/2018	270	1,684.85	
1444361	1829413	5/21/2018	270	1,564.11	
1444420	182700511AIRS CC	5/21/2018	270	1,527.50	
1444454	1829473	5/21/2018	270	1,525.00	
1444466	1829482	5/21/2018	270	1,360.00	
1444433	1829444	5/21/2018	270	1,295.31	
1444400	1829392	5/21/2018	270	1,040.23	
1444353	1829408	5/21/2018	270	1,031.00	
1444456	1829480	5/21/2018	270	978.60	
1444378	1829396	5/21/2018	270	920.00	
1444409	1829472	5/21/2018	270	905.00	
1444392	1829407	5/21/2018	270	880.00	
1444379	1829397	5/21/2018	270	764.00	
1444439	1829454	5/21/2018	270	620.00	
1444311	1829342	5/21/2018	270	537.63	
1444307	1829340	5/21/2018	270	526.94	
1444394	1829391	5/21/2018	270	500.00	
1444453	1829458	5/21/2018	270	421.00	
1444310	1829355	5/21/2018	270	420.00	
1444441	1829455	5/21/2018	270	417.00	
1444437	1829453	5/21/2018	270	412.50	
1444458	1829459	5/21/2018	270	370.00	
1444326	1829352	5/21/2018	270	360.00	
1444448	1829457	5/21/2018	270	358.00	
1444444	1829456	5/21/2018	270	348.00	
1444470	1829463	5/21/2018	270	320.00	
1444459	1829471	5/21/2018	270	257.00	
1444465	1829461	5/21/2018	270	250.00	
1444386	1829405	5/21/2018	270	250.00	
1444450	1829479	5/21/2018	270	240.00	
1444421	182700512IFTA CC	5/21/2018	270	230.91	
1444388	1829400	5/21/2018	270	230.00	
1444451	1829467	5/21/2018	270	215.00	
1444447	1829466	5/21/2018	270	200.00	
1444445	1829478	5/21/2018	270	179.50	
1444449	Back Out Journal Er	5/21/2018	270	179.00	
1444463	Correct Journal Entr	5/21/2018	270	179.00	
1444376	1829409	5/21/2018	270	170.00	
1444382	1829398	5/21/2018	270	120.00	
1444460	1829474	5/21/2018	270	101.85	
1444452	1829468	5/21/2018	270	98.76	
1444399	1829464	5/21/2018	270	85.00	
1444390	1829401	5/21/2018	270	83.60	
1444391	1829402	5/21/2018	270	83.60	
1444468	1829462	5/21/2018	270	75.00	
1444461	1829460	5/21/2018	270	65.00	
1444393	1829403	5/21/2018	270	52.80	
1444443	1829465	5/21/2018	270	50.00	
1444380	1829410	5/21/2018	270	22.80	
1444381	1829411	5/21/2018	270	22.80	
1444043	1829353	5/21/2018	270	21.65	
1444384	1829412	5/21/2018	270	14.40	
1444306	1829354	5/21/2018	270	11.94	

Run Date: 6/29/2018
 Run Time: 6:24:16PM

Demand Account Activity

Start Date: 7/1/2017 End Date: 6/29/2018

Page: 366
 User: 0

Jnl. Entry	Ref #	Trx. Date	Ledger	Debit Amount	Credit Amount
1444319	1829350	5/21/2018	270	8.00	
1444455	1829469	5/21/2018	270	4.00	
1444457	1829470	5/21/2018	270	4.00	
1444293	CD ACH Bank Trans	5/21/2018	270		3,654,886.00
1444330	182700502	5/21/2018	270		46,000,000.00
1444332	182700504	5/21/2018	270		179.00
1444333	182700505	5/21/2018	270		10,911,161.29
1444335	182700506	5/21/2018	270		1,000,843.33
1444424	182700515	5/21/2018	270		29,156,658.96
1444737	CD ACH Bank Trans	5/22/2018	270	101,000,000.00	
1444779	182700501 AIRS EF	5/22/2018	270	92,689,434.74	
1444820	182700514	5/22/2018	270	2,100,000.00	
1444889	1829608	5/22/2018	270	1,284,271.29	
1444880	1829603	5/22/2018	270	1,014,742.64	
1444794	182700505	5/22/2018	270	1,000,000.00	
1444743	1829497	5/22/2018	270	530,772.19	
1444890	1829610	5/22/2018	270	424,180.32	
1444742	1829501	5/22/2018	270	420,440.50	
1444886	1829602	5/22/2018	270	250,808.22	
1444748	1829502	5/22/2018	270	212,768.63	
1444732	1829500	5/22/2018	270	166,873.54	
1444740	1829496	5/22/2018	270	120,622.99	
1444878	1829596	5/22/2018	270	84,519.02	
1444872	1829593	5/22/2018	270	71,500.94	
1444829	1829557	5/22/2018	270	67,148.00	
1444749	1829499	5/22/2018	270	58,958.47	
1444867	1829604	5/22/2018	270	57,671.32	
1444818	182700513	5/22/2018	270	45,190.00	
1444756	1829504	5/22/2018	270	43,526.74	
1444734	1829505	5/22/2018	270	32,390.99	
1444825	1829553	5/22/2018	270	29,751.63	
1444826	1829554	5/22/2018	270	26,547.11	
1444791	1829533	5/22/2018	270	23,586.00	
1444745	1829507	5/22/2018	270	20,459.27	
1444827	1829555	5/22/2018	270	20,000.00	
1444869	1829605	5/22/2018	270	17,242.64	
1444877	1829606	5/22/2018	270	15,804.77	
1444822	1829551	5/22/2018	270	13,200.00	
1444864	1829601	5/22/2018	270	11,888.98	
1444881	1829597	5/22/2018	270	11,712.29	
1444785	182700502AIRS CC	5/22/2018	270	11,036.17	
1444819	1829549	5/22/2018	270	10,499.02	
1444874	1829598	5/22/2018	270	8,263.85	
1444753	1829508	5/22/2018	270	6,913.35	
1444828	1829556	5/22/2018	270	6,858.80	
1444887	1829607	5/22/2018	270	6,021.86	
1444876	1829599	5/22/2018	270	5,067.45	
1444780	1829524	5/22/2018	270	5,020.00	
1444746	1829498	5/22/2018	270	4,728.58	
1444787	182700503IFTACC .	5/22/2018	270	4,599.57	
1444879	1829600	5/22/2018	270	4,179.83	
1444831	1829558	5/22/2018	270	3,862.69	
1444835	1829561	5/22/2018	270	3,245.00	
1444871	1829592	5/22/2018	270	2,893.25	
1444875	1829595	5/22/2018	270	2,720.00	
1444782	1829526	5/22/2018	270	2,390.00	

Run Date: 6/29/2018
 Run Time: 6:24:16PM

Demand Account Activity

Start Date: 7/1/2017 End Date: 6/29/2018

Page: 367
 User: 0

Jnl. Entry	Ref #	Trx. Date	Ledger	Debit Amount	Credit Amount
1444747	1829492	5/22/2018	270	1,890.39	
1444824	1829552	5/22/2018	270	1,651.42	
1444741	1829506	5/22/2018	270	1,504.54	
1444873	1829594	5/22/2018	270	1,449.86	
1444784	1829528	5/22/2018	270	1,252.50	
1444821	1829550	5/22/2018	270	1,146.08	
1444781	1829525	5/22/2018	270	950.00	
1444837	1829562	5/22/2018	270	850.00	
1444833	1829559	5/22/2018	270	750.86	
1444750	1829493	5/22/2018	270	719.44	
1444752	1829503	5/22/2018	270	637.40	
1444735	1829494	5/22/2018	270	500.00	
1444783	1829527	5/22/2018	270	200.00	
1444786	1829529	5/22/2018	270	170.00	
1444834	1829560	5/22/2018	270	165.00	
1444738	1829495	5/22/2018	270	85.00	
1444788	1829530	5/22/2018	270	45.60	
1444789	1829531	5/22/2018	270	45.60	
1444790	1829532	5/22/2018	270	28.80	
1444736	CD ACH Bank Trans	5/22/2018	270		4,176,000.00
1444863	8007715 EFT REV C	5/22/2018	270		47,257.55
1444793	182700504	5/22/2018	270		11,816,411.53
1444809	182700510	5/22/2018	270		45,190.00
1444813	182700508	5/22/2018	270		54,000,000.00
1444823	182700515	5/22/2018	270		10,558,786.71
1444865	182700507	5/22/2018	270		117,727,041.67
1444885	182700520	5/22/2018	270		3,000,000.00
1445234	182700501AIRS EF	5/23/2018	270	64,158,197.36	
1445346	182700517	5/23/2018	270	38,181,530.00	
1445243	182700509	5/23/2018	270	28,000,000.00	
1445235	1829699	5/23/2018	270	3,593,991.80	
1445197	1829636	5/23/2018	270	1,755,751.13	
1445341	1829739	5/23/2018	270	1,289,736.59	
1445214	1829639	5/23/2018	270	1,113,000.00	
1445296	1829698	5/23/2018	270	1,055,158.32	
1445211	1829628	5/23/2018	270	979,201.16	
1445299	1829707	5/23/2018	270	448,090.06	
1445288	1829684	5/23/2018	270	196,193.00	
1445227	1829642	5/23/2018	270	170,000.00	
1445239	182700505ABC LIC	5/23/2018	270	106,515.00	
1445212	1829629	5/23/2018	270	83,000.00	
1444904	1829630	5/23/2018	270	72,276.00	
1445338	1829740	5/23/2018	270	41,134.09	
1445202	1829632	5/23/2018	270	35,048.92	
1445303	1829700	5/23/2018	270	34,182.92	
1445298	1829706	5/23/2018	270	31,425.00	
1445201	1829631	5/23/2018	270	29,619.90	
1445297	1829705	5/23/2018	270	25,456.28	
1445236	18270502 AIRS CC	5/23/2018	270	22,407.99	
1445283	1829689	5/23/2018	270	21,722.27	
1445238	182700504IRPCC A	5/23/2018	270	13,757.64	
1445284	1829690	5/23/2018	270	10,814.14	
1445282	1829688	5/23/2018	270	10,368.78	
1445312	1829724	5/23/2018	270	7,691.60	
1445335	1829728	5/23/2018	270	4,080.00	
1445207	1829635	5/23/2018	270	3,630.62	

Run Date: 6/29/2018
Run Time: 6:24:16PM

Demand Account Activity

Start Date: 7/1/2017 End Date: 6/29/2018

Page: 368
User: 0

Jnl. Entry	Ref #	Trx. Date	Ledger	Debit Amount	Credit Amount
1445300	1829708	5/23/2018	270	3,615.95	
1445245	182700512	5/23/2018	270	2,822.62	
1445286	1829691	5/23/2018	270	2,613.10	
1445203	1829633	5/23/2018	270	2,436.60	
1445294	1829697	5/23/2018	270	2,388.00	
1445275	1829685	5/23/2018	270	2,250.00	
1445327	1829721	5/23/2018	270	2,190.00	
1445331	1829727	5/23/2018	270	2,032.25	
1445293	1829696	5/23/2018	270	1,813.00	
1445336	1829717	5/23/2018	270	1,779.00	
1445329	1829722	5/23/2018	270	1,765.00	
1445322	1829725	5/23/2018	270	1,356.66	
1445332	1829723	5/23/2018	270	1,280.00	
1445233	1829644	5/23/2018	270	1,175.00	
1445209	1829638	5/23/2018	270	1,020.00	
1445279	1829686	5/23/2018	270	920.00	
1445228	1829643	5/23/2018	270	560.00	
1445204	1829634	5/23/2018	270	510.62	
1445205	1829637	5/23/2018	270	480.00	
1445323	1829719	5/23/2018	270	447.00	
1445208	1829627	5/23/2018	270	375.00	
1445237	182700503IFTA CC	5/23/2018	270	372.94	
1445291	1829695	5/23/2018	270	353.00	
1445321	1829718	5/23/2018	270	335.00	
1445290	1829694	5/23/2018	270	330.00	
1445289	1829693	5/23/2018	270	180.00	
1445280	1829687	5/23/2018	270	137.00	
1445326	1829720	5/23/2018	270	125.00	
1445304	1829701	5/23/2018	270	113.83	
1445295	1829704	5/23/2018	270	101.00	
1445287	1829692	5/23/2018	270	90.00	
1445328	1829726	5/23/2018	270	80.00	
1445301	1829702	5/23/2018	270	20.81	
1445292	1829703	5/23/2018	270	4.25	
1445199	CD ACH Bank Trans	5/23/2018	270		12,853,000.00
1445317	8007716 EFT REV0	5/23/2018	270		15,652.36
1445240	182700506	5/23/2018	270		1,755,751.13
1445241	182700507	5/23/2018	270		2.00
1445242	182700508	5/23/2018	270		6,082,836.01
1445244	182700510	5/23/2018	270		2,822.62
1445251	182700515	5/23/2018	270		22,519,006.90
1445352	182700520	5/23/2018	270		99,000,000.00
1446466	1829826	5/24/2018	270	118,679,629.93	
1446483	1829859	5/24/2018	270	19,009,433.50	
1446558	182700501EFT AIR!	5/24/2018	270	18,166,532.06	
1446406	182700503	5/24/2018	270	14,000,000.00	
1446486	1829860	5/24/2018	270	9,458,470.00	
1446432	1829789	5/24/2018	270	8,256,796.01	
1446403	1829775	5/24/2018	270	3,166,329.43	
1446489	1829862	5/24/2018	270	1,747,439.00	
1446407	182700504	5/24/2018	270	1,018,549.72	
1446566	182700520	5/24/2018	270	1,000,000.00	
1446492	1829827	5/24/2018	270	985,295.70	
1446382	1829766	5/24/2018	270	869,277.06	
1446409	1829825	5/24/2018	270	790,740.22	
1446424	1829784	5/24/2018	270	373,545.58	

Run Date: 6/29/2018
 Run Time: 6:24:16PM

Demand Account Activity

Page: 369
 User: 0

Start Date: 7/1/2017 End Date: 6/29/2018

Jnl. Entry	Ref #	Trx. Date	Ledger	Debit Amount	Credit Amount
1446500	1829828	5/24/2018	270	192,795.62	
1446402	1829774	5/24/2018	270	174,310.52	
1446469	1829834	5/24/2018	270	129,750.60	
1446467	1829833	5/24/2018	270	118,332.10	
1446411	1829780	5/24/2018	270	110,271.56	
1446420	1829781	5/24/2018	270	87,744.24	
1446471	1829835	5/24/2018	270	86,150.40	
1446392	1829770	5/24/2018	270	84,970.97	
1446541	1829903	5/24/2018	270	68,066.16	
1446399	1829773	5/24/2018	270	65,851.47	
1446545	1829904	5/24/2018	270	63,690.90	
1446431	1829788	5/24/2018	270	62,682.92	
1446488	1829861	5/24/2018	270	54,757.50	
1446560	182700502CC AIRS	5/24/2018	270	52,250.00	
1446481	1829841	5/24/2018	270	51,333.85	
1446472	1829836	5/24/2018	270	43,978.20	
1446565	182700505ABC LIC	5/24/2018	270	42,100.00	
1446482	1829842	5/24/2018	270	39,068.40	
1446502	1829829	5/24/2018	270	34,930.99	
1446394	1829771	5/24/2018	270	26,025.45	
1446400	1829764	5/24/2018	270	21,244.19	
1446386	1829756	5/24/2018	270	20,836.90	
1446397	1829772	5/24/2018	270	18,733.40	
1446383	1829754	5/24/2018	270	16,064.90	
1446478	1829839	5/24/2018	270	15,230.99	
1446426	1829832	5/24/2018	270	14,242.79	
1446390	1829769	5/24/2018	270	13,885.70	
1446552	1829914	5/24/2018	270	13,303.50	
1446473	1829837	5/24/2018	270	13,228.54	
1446532	1829895	5/24/2018	270	11,880.00	
1446490	1829863	5/24/2018	270	11,355.00	
1446550	1829911	5/24/2018	270	11,253.00	
1446384	1829755	5/24/2018	270	10,824.66	
1446484	1829843	5/24/2018	270	10,392.28	
1446415	182700505	5/24/2018	270	9,867.00	
1446378	1829765	5/24/2018	270	9,589.51	
1446480	1829840	5/24/2018	270	9,206.43	
1446493	1829857	5/24/2018	270	8,682.37	
1446523	1829893	5/24/2018	270	8,640.00	
1446549	1829910	5/24/2018	270	8,143.83	
1446504	1829831	5/24/2018	270	7,531.79	
1446485	1829844	5/24/2018	270	7,057.34	
1446476	1829856	5/24/2018	270	5,613.87	
1446528	1829884	5/24/2018	270	5,430.00	
1446540	1829902	5/24/2018	270	4,616.97	
1446564	182700504IRPCC A	5/24/2018	270	4,518.16	
1446503	1829830	5/24/2018	270	4,066.35	
1446421	1829782	5/24/2018	270	4,063.92	
1446525	1829883	5/24/2018	270	3,826.00	
1446544	1829905	5/24/2018	270	3,089.78	
1446385	1829767	5/24/2018	270	2,944.80	
1446534	1829886	5/24/2018	270	2,902.00	
1446381	1829753	5/24/2018	270	2,791.50	
1446470	1829853	5/24/2018	270	2,790.00	
1446516	1829882	5/24/2018	270	2,720.00	
1446487	1829845	5/24/2018	270	2,666.00	

Run Date: 6/29/2018
 Run Time: 6:24:16PM

Demand Account Activity

Page: 370
 User: 0

Start Date: 7/1/2017 End Date: 6/29/2018

Jnl. Entry	Ref #	Trx. Date	Ledger	Debit Amount	Credit Amount
1446554	1829915	5/24/2018	270	2,545.00	
1446388	1829768	5/24/2018	270	2,287.66	
1446536	1829896	5/24/2018	270	2,280.00	
1446479	1829858	5/24/2018	270	1,725.00	
1446497	1829849	5/24/2018	270	1,339.86	
1446477	1829838	5/24/2018	270	1,260.00	
1446391	1829759	5/24/2018	270	1,150.00	
1446395	1829761	5/24/2018	270	1,050.00	
1446531	1829885	5/24/2018	270	1,050.00	
1446491	1829864	5/24/2018	270	950.00	
1446474	1829854	5/24/2018	270	805.00	
1446520	1829897	5/24/2018	270	744.00	
1446529	1829894	5/24/2018	270	700.00	
1446393	1829760	5/24/2018	270	690.00	
1446498	1829850	5/24/2018	270	661.93	
1446416	1829785	5/24/2018	270	595.68	
1446563	182700503IFTA CC	5/24/2018	270	573.60	
1446496	1829848	5/24/2018	270	453.00	
1446494	1829846	5/24/2018	270	403.33	
1446427	1829786	5/24/2018	270	402.78	
1446538	1829888	5/24/2018	270	367.00	
1446389	1829758	5/24/2018	270	340.00	
1446387	1829757	5/24/2018	270	315.00	
1446429	1829787	5/24/2018	270	308.99	
1446398	1829763	5/24/2018	270	300.00	
1446537	1829887	5/24/2018	270	260.00	
1446555	1829912	5/24/2018	270	195.00	
1446524	1829898	5/24/2018	270	140.00	
1829851	1829851	5/24/2018	270	139.00	
1446475	1829855	5/24/2018	270	125.00	
1446422	1829783	5/24/2018	270	107.81	
1446495	1829847	5/24/2018	270	100.00	
1446547	1829906	5/24/2018	270	93.00	
1446559	1829916	5/24/2018	270	80.00	
1446543	1829889	5/24/2018	270	70.00	
1446468	1829852	5/24/2018	270	42.00	
1446527	1829899	5/24/2018	270	30.40	
1446533	1829900	5/24/2018	270	30.40	
1446548	1829913	5/24/2018	270	30.00	
1446518	1829890	5/24/2018	270	22.80	
1446521	1829891	5/24/2018	270	22.80	
1446396	1829762	5/24/2018	270	19.62	
1446535	1829901	5/24/2018	270	19.20	
1446522	1829892	5/24/2018	270	14.40	
1446417	8007718 EFT REV C	5/24/2018	270		16,545.01
1445361	182700501	5/24/2018	270		5,360,325.75
1446405	182700502	5/24/2018	270		38,000,000.00
1446428	182700510	5/24/2018	270		154,435,457.23
1446567	182700521	5/24/2018	270		1,000,000.00
1446950	182700514	5/25/2018	270	180,841,836.41	
1447032	182700531	5/25/2018	270	65,000,000.00	
1446915	182700501EFT AIR!	5/25/2018	270	30,350,051.32	
1446938	182700508	5/25/2018	270	30,000,000.00	
1447015	1830023	5/25/2018	270	4,752,134.50	
1447020	1830016	5/25/2018	270	1,709,175.96	
1447021	1830025	5/25/2018	270	1,509,609.72	

Run Date: 6/29/2018
Run Time: 6:24:16PM

Demand Account Activity

Start Date: 7/1/2017 End Date: 6/29/2018

Page: 371
User: 0

Jnl. Entry	Ref #	Trx. Date	Ledger	Debit Amount	Credit Amount
1446884	1829927	5/25/2018	270	1,500,000.00	
1446940	182700509	5/25/2018	270	1,000,000.00	
1447005	1830018	5/25/2018	270	622,204.85	
1446891	CD ACH Bank Trans	5/25/2018	270	520,000.00	
1446578	1829933	5/25/2018	270	498,918.26	
1447017	1830010	5/25/2018	270	292,092.96	
1447027	1830032	5/25/2018	270	284,058.24	
1447023	1830027	5/25/2018	270	229,979.85	
1447000	1830013	5/25/2018	270	152,653.34	
1446956	182700516	5/25/2018	270	150,934.50	
1447003	1830015	5/25/2018	270	107,056.60	
1447018	1830024	5/25/2018	270	107,035.08	
1447007	1830019	5/25/2018	270	73,583.66	
1446893	1829934	5/25/2018	270	65,159.00	
1446929	182700505ABC LIC	5/25/2018	270	50,950.00	
1446921	182700502CC AIRS	5/25/2018	270	49,550.79	
1446892	1829930	5/25/2018	270	43,295.69	
1446937	1829959	5/25/2018	270	37,832.38	
1446926	182700504IRPCCD!	5/25/2018	270	29,361.34	
1446943	1829962	5/25/2018	270	26,686.13	
1447022	1830026	5/25/2018	270	25,659.37	
1446888	1829928	5/25/2018	270	24,414.31	
1447004	1830017	5/25/2018	270	19,841.07	
1446899	1829936	5/25/2018	270	15,461.00	
1447031	1830035	5/25/2018	270	13,523.53	
1446939	1829960	5/25/2018	270	12,236.70	
1446941	1829961	5/25/2018	270	11,833.82	
1446934	1829957	5/25/2018	270	11,597.12	
1446896	1829932	5/25/2018	270	8,979.37	
1447014	1830022	5/25/2018	270	8,565.85	
1446963	1829974	5/25/2018	270	6,913.35	
1446918	1829975	5/25/2018	270	6,130.00	
1446936	1829958	5/25/2018	270	5,215.68	
1446945	1829963	5/25/2018	270	4,175.19	
1447002	1830014	5/25/2018	270	3,972.94	
1446920	1829977	5/25/2018	270	3,964.00	
1446894	1829931	5/25/2018	270	3,834.79	
1446947	1829964	5/25/2018	270	2,372.18	
1446975	1830012	5/25/2018	270	2,062.98	
1446951	1829966	5/25/2018	270	1,818.17	
1446959	1829971	5/25/2018	270	1,725.00	
1446942	182700510	5/25/2018	270	1,300.83	
1447010	1830020	5/25/2018	270	1,206.80	
1446919	1829976	5/25/2018	270	1,190.00	
1446961	1829972	5/25/2018	270	1,102.50	
1447019	1830011	5/25/2018	270	925.60	
1447024	1830031	5/25/2018	270	819.00	
1447029	1830033	5/25/2018	270	669.71	
1446923	182700503IFTA CC,	5/25/2018	270	661.19	
1446928	1829982	5/25/2018	270	576.00	
1446948	1829965	5/25/2018	270	420.20	
1446957	1829970	5/25/2018	270	323.83	
1446922	1829978	5/25/2018	270	320.00	
1446898	1829935	5/25/2018	270	300.00	
1446955	1829969	5/25/2018	270	235.00	
1446954	1829968	5/25/2018	270	154.00	

Run Date: 6/29/2018
 Run Time: 6:24:16PM

Demand Account Activity

Page: 372
 User: 0

Start Date: 7/1/2017 End Date: 6/29/2018

Jnl. Entry	Ref #	Trx. Date	Ledger	Debit Amount	Credit Amount
1447011	1830021	5/25/2018	270	137.94	
1446889	1829929	5/25/2018	270	126.00	
1446924	1829979	5/25/2018	270	121.60	
1446925	1829980	5/25/2018	270	121.60	
1446930	1829983	5/25/2018	270	120.00	
1446962	1829973	5/25/2018	270	97.00	
1446927	1829981	5/25/2018	270	76.80	
1446952	1829967	5/25/2018	270	15.00	
1446890	CD ACH Bank Trans	5/25/2018	270		53,146,000.00
1446970	8007719 EFT REV C	5/25/2018	270		526,436.30
1446933	182700506	5/25/2018	270		9,065,261.24
1446944	182700511	5/25/2018	270		1,300.83
1447026	182700530	5/25/2018	270		257,377,120.21
1447413	183980501	5/29/2018	270	56,500,000.00	
1447403	182700507 AIRS TA	5/29/2018	270	40,204,104.22	
1447427	183980502	5/29/2018	270	5,006,000.00	
1447484	1830110	5/29/2018	270	871,361.10	
1447051	CD ACH Bank Trans	5/29/2018	270	498,836.00	
1447503	1830146	5/29/2018	270	452,360.40	
1447381	1830061	5/29/2018	270	362,000.00	
1447482	1830112	5/29/2018	270	354,350.67	
1447406	1830070	5/29/2018	270	261,496.25	
1447380	1830060	5/29/2018	270	194,503.70	
1447481	1830111	5/29/2018	270	192,654.00	
1447412	1830071	5/29/2018	270	182,190.00	
1447461	1830118	5/29/2018	270	157,305.73	
1447429	1830109	5/29/2018	270	123,522.78	
1447383	1830063	5/29/2018	270	122,793.32	
1447462	1830119	5/29/2018	270	100,528.84	
1447370	1830054	5/29/2018	270	72,020.13	
1447368	1830053	5/29/2018	270	56,973.24	
1447501	1830144	5/29/2018	270	50,844.74	
1447511	1830152	5/29/2018	270	44,834.20	
1447408	182700511 AIRS DE	5/29/2018	270	39,950.00	
1447416	1830081	5/29/2018	270	39,578.08	
1447044	1830049	5/29/2018	270	19,492.94	
1447467	1830122	5/29/2018	270	18,600.71	
1447464	1830120	5/29/2018	270	17,306.05	
1447404	182700508 AIRS TA	5/29/2018	270	16,878.94	
1447377	1830058	5/29/2018	270	16,619.43	
1447480	1830108	5/29/2018	270	16,560.39	
1447459	1830117	5/29/2018	270	16,288.61	
1447474	1830107	5/29/2018	270	16,077.88	
1447367	1830052	5/29/2018	270	12,909.95	
1447376	1830048	5/29/2018	270	12,497.21	
1447379	1830059	5/29/2018	270	11,255.43	
1447465	1830121	5/29/2018	270	10,630.12	
1447510	1830151	5/29/2018	270	9,520.00	
1447455	1830115	5/29/2018	270	8,386.25	
1447407	182700510 AIRS DE	5/29/2018	270	7,494.63	
1447365	1830051	5/29/2018	270	7,429.20	
1447405	182700509 AIRS DE	5/29/2018	270	7,367.40	
1447509	1830150	5/29/2018	270	5,955.25	
1447364	1830050	5/29/2018	270	5,894.75	
1447418	1830074	5/29/2018	270	4,660.00	
1447478	1830131	5/29/2018	270	4,090.88	

Run Date: 6/29/2018
 Run Time: 6:24:16PM

Demand Account Activity

Start Date: 7/1/2017 End Date: 6/29/2018

Page: 373
 User: 0

Jnl. Entry	Ref #	Trx. Date	Ledger	Debit Amount	Credit Amount
1447372	1830055	5/29/2018	270	3,782.20	
1447415	1830072	5/29/2018	270	3,764.00	
1447453	1830114	5/29/2018	270	3,212.46	
1447473	1830127	5/29/2018	270	2,350.00	
1447449	1830113	5/29/2018	270	2,151.21	
1447471	1830125	5/29/2018	270	1,899.52	
1447513	1830154	5/29/2018	270	1,362.35	
1447457	1830116	5/29/2018	270	1,328.53	
1447516	Back Out Journal Er	5/29/2018	270	1,304.00	
1447520	Correct Journal Entr	5/29/2018	270	1,304.00	
1447419	1830082	5/29/2018	270	1,107.01	
1447502	1830145	5/29/2018	270	898.98	
1447420	1830075	5/29/2018	270	890.00	
1447421	1830076	5/29/2018	270	824.00	
1447382	1830062	5/29/2018	270	679.00	
1447371	1830046	5/29/2018	270	660.00	
1447476	1830129	5/29/2018	270	600.00	
1447518	1830159	5/29/2018	270	551.38	
1447470	1830124	5/29/2018	270	435.60	
1447417	1830073	5/29/2018	270	320.00	
1447469	1830123	5/29/2018	270	314.00	
1447375	1830057	5/29/2018	270	212.87	
1447512	1830153	5/29/2018	270	210.26	
1447362	1830056	5/29/2018	270	174.30	
1447475	1830128	5/29/2018	270	150.00	
1447504	1830147	5/29/2018	270	127.50	
1447508	1830149	5/29/2018	270	125.00	
1447472	1830126	5/29/2018	270	114.00	
1447423	1830077	5/29/2018	270	110.00	
1447424	1830078	5/29/2018	270	91.20	
1447385	1830079	5/29/2018	270	91.20	
1447373	1830047	5/29/2018	270	75.00	
1447477	1830130	5/29/2018	270	75.00	
1447506	1830148	5/29/2018	270	60.00	
1447414	1830080	5/29/2018	270	57.60	
1447514	1830155	5/29/2018	270	16.80	
1447050	CD ACH Bank Trans	5/29/2018	270		7,520,383.00
1447498	DFA EFT REV 5/29/	5/29/2018	270		101,103.02
1447389	182700501	5/29/2018	270		13,123,534.39
1447390	182700502	5/29/2018	270		1,304.00
1447410	182700503	5/29/2018	270		22,731,732.97
1447430	182700504	5/29/2018	270		62,000,000.00
1447497	Back Out Journal Er	5/29/2018	270		7,367.40
1447517	Back Out Journal Er	5/29/2018	270		7,494.63
1447519	Back Out Journal Er	5/29/2018	270		39,950.00
1447525	182700505	5/29/2018	270		1,000,000.00
1448048	184700501	5/30/2018	270	160,000,000.00	
1447915	182700507 AIRS TA	5/30/2018	270	21,081,249.02	
1447921	183980501	5/30/2018	270	5,000,000.00	
1448040	1830267	5/30/2018	270	2,988,544.93	
1448039	1830266	5/30/2018	270	1,297,921.40	
1447948	1830196	5/30/2018	270	1,045,386.71	
1447947	1830195	5/30/2018	270	961,465.72	
1448049	1830285	5/30/2018	270	473,821.57	
1447980	1830227	5/30/2018	270	177,123.00	
1447978	1830229	5/30/2018	270	113,127.78	

Run Date: 6/29/2018
 Run Time: 6:24:16PM

Demand Account Activity

Start Date: 7/1/2017 End Date: 6/29/2018

Page: 374
 User: 0

Jnl. Entry	Ref #	Trx. Date	Ledger	Debit Amount	Credit Amount
1448021	1830265	5/30/2018	270	68,238.58	
1447991	182700510 AIRS DE	5/30/2018	270	39,950.00	
1447954	1830198	5/30/2018	270	39,046.84	
1447935	1830183	5/30/2018	270	36,765.82	
1447939	1830187	5/30/2018	270	36,040.47	
1448019	1830264	5/30/2018	270	27,079.30	
1447982	1830231	5/30/2018	270	23,893.46	
1447937	1830185	5/30/2018	270	20,551.53	
1447998	1830242	5/30/2018	270	15,620.20	
1447950	1830197	5/30/2018	270	12,221.00	
1447917	182700508 AIRS DE	5/30/2018	270	8,274.33	
1447936	1830184	5/30/2018	270	7,789.77	
1447988	182700509 AIRS DE	5/30/2018	270	7,494.63	
1448007	183980502	5/30/2018	270	7,150.18	
1447985	1830233	5/30/2018	270	5,289.90	
1448022	1830268	5/30/2018	270	4,975.17	
1448031	1830260	5/30/2018	270	4,262.83	
1447966	1830215	5/30/2018	270	4,120.00	
1447977	1830226	5/30/2018	270	4,080.00	
1447976	1830225	5/30/2018	270	3,537.00	
1448035	1830276	5/30/2018	270	3,045.00	
1447984	1830232	5/30/2018	270	2,946.00	
1447999	1830243	5/30/2018	270	2,545.00	
1447946	1830194	5/30/2018	270	2,500.00	
1447968	1830217	5/30/2018	270	2,236.00	
1447989	1830236	5/30/2018	270	2,219.00	
1448033	1830261	5/30/2018	270	1,763.58	
1447979	1830230	5/30/2018	270	1,200.00	
1447940	1830188	5/30/2018	270	1,195.00	
1448000	1830244	5/30/2018	270	1,140.00	
1447990	1830237	5/30/2018	270	1,050.00	
1448025	1830270	5/30/2018	270	996.72	
1447970	1830219	5/30/2018	270	983.00	
1448026	1830271	5/30/2018	270	937.39	
1447943	1830191	5/30/2018	270	895.00	
1447941	1830189	5/30/2018	270	840.00	
1447987	1830235	5/30/2018	270	832.00	
1447967	1830216	5/30/2018	270	800.00	
1447945	1830193	5/30/2018	270	795.00	
1448036	1830262	5/30/2018	270	598.86	
1447529	1830228	5/30/2018	270	568.57	
1448010	1830275	5/30/2018	270	435.53	
1447997	1830241	5/30/2018	270	428.00	
1447953	1830263	5/30/2018	270	395.80	
1448023	1830269	5/30/2018	270	377.13	
1447986	1830234	5/30/2018	270	350.00	
1447995	1830240	5/30/2018	270	335.00	
1447975	1830224	5/30/2018	270	311.20	
1447944	1830192	5/30/2018	270	240.00	
1448028	1830272	5/30/2018	270	217.28	
1447994	1830239	5/30/2018	270	190.00	
1447904	182700501	5/30/2018	270	183.73	
1447969	1830218	5/30/2018	270	180.00	
1447930	1830220	5/30/2018	270	80.00	
1447992	1830238	5/30/2018	270	60.00	
1448029	1830273	5/30/2018	270	35.43	

Run Date: 6/29/2018
 Run Time: 6:24:16PM

Demand Account Activity

Start Date: 7/1/2017 End Date: 6/29/2018

Page: 375
 User: 0

Jnl. Entry	Ref #	Trx. Date	Ledger	Debit Amount	Credit Amount
1447938	1830186	5/30/2018	270	28.83	
1447971	1830221	5/30/2018	270	15.20	
1447973	1830222	5/30/2018	270	15.20	
1447942	1830190	5/30/2018	270	12.75	
1447974	1830223	5/30/2018	270	9.60	
1447900	CD ACH Bank Trans	5/30/2018	270		1,459,000.00
1447972	DFA EFT REV 5/30/	5/30/2018	270		3,690.89
1448037	182700504	5/30/2018	270		176,029,416.40
1447906	182700502	5/30/2018	270		15,748,908.11
1447993	182700503	5/30/2018	270		7,150.18
1448485	1830375	5/31/2018	270	39,008,519.68	
1448395	183000504	5/31/2018	270	30,000,000.00	
1448387	182700507 AIRS TA	5/31/2018	270	6,727,706.60	
1448444	1830323	5/31/2018	270	4,479,223.00	
1448449	1830343	5/31/2018	270	550,875.00	
1448454	1830334	5/31/2018	270	343,156.55	
1448440	1830331	5/31/2018	270	277,766.10	
1448526	1830409	5/31/2018	270	115,665.50	
1448548	1830431	5/31/2018	270	113,571.49	
1448535	1830425	5/31/2018	270	104,654.62	
1448443	1830322	5/31/2018	270	99,007.38	
1448452	1830333	5/31/2018	270	94,932.97	
1448436	1830319	5/31/2018	270	92,038.75	
1448437	1830330	5/31/2018	270	85,775.00	
1448432	1830329	5/31/2018	270	84,454.85	
1448476	1830374	5/31/2018	270	67,720.63	
1448450	1830332	5/31/2018	270	65,000.00	
1448390	182700510 AIRS D€	5/31/2018	270	59,767.91	
1448518	1830422	5/31/2018	270	56,992.89	
1448537	1830426	5/31/2018	270	46,730.23	
1448388	182700508 AIRS TA	5/31/2018	270	40,780.65	
1448451	1830344	5/31/2018	270	38,845.00	
1448391	182700511 AIRS D€	5/31/2018	270	36,700.00	
1448497	1830376	5/31/2018	270	22,231.73	
1448540	1830427	5/31/2018	270	17,462.29	
1448428	1830327	5/31/2018	270	11,385.48	
1448414	183980503	5/31/2018	270	8,057.06	
1448496	1830400	5/31/2018	270	6,800.00	
1448550	1830433	5/31/2018	270	6,496.08	
1448530	1830423	5/31/2018	270	6,427.00	
1448463	1830354	5/31/2018	270	5,940.00	
1448458	1830351	5/31/2018	270	5,880.00	
1448439	1830320	5/31/2018	270	4,555.92	
1448420	1830310	5/31/2018	270	4,530.00	
1448503	1830378	5/31/2018	270	3,965.33	
1448492	1830399	5/31/2018	270	3,157.00	
1448427	1830314	5/31/2018	270	3,002.00	
1448389	182700509 AIRS D€	5/31/2018	270	2,129.60	
1448423	1830312	5/31/2018	270	2,129.00	
1448441	1830321	5/31/2018	270	2,105.20	
1448447	1830341	5/31/2018	270	1,995.30	
1448499	1830377	5/31/2018	270	1,874.57	
1448060	1830324	5/31/2018	270	1,746.00	
1448544	1830421	5/31/2018	270	1,472.00	
1448549	1830432	5/31/2018	270	1,411.27	
1448543	1830420	5/31/2018	270	1,252.00	

Run Date: 6/29/2018
 Run Time: 6:24:16PM

Demand Account Activity

Start Date: 7/1/2017 End Date: 6/29/2018

Page: 376
 User: 0

Jnl. Entry	Ref #	Trx. Date	Ledger	Debit Amount	Credit Amount
1448448	1830342	5/31/2018	270	1,217.53	
1448461	1830353	5/31/2018	270	1,211.20	
1448504	1830379	5/31/2018	270	1,056.25	
1448551	1830434	5/31/2018	270	940.00	
1448445	1830340	5/31/2018	270	890.00	
1448421	1830311	5/31/2018	270	870.00	
1448541	1830419	5/31/2018	270	675.00	
1448377	182700501	5/31/2018	270	506.60	
1448539	1830418	5/31/2018	270	502.00	
1448538	1830417	5/31/2018	270	351.00	
1448425	1830326	5/31/2018	270	270.00	
1448430	1830315	5/31/2018	270	260.00	
1448431	1830328	5/31/2018	270	240.00	
1448534	1830415	5/31/2018	270	217.00	
1448426	1830313	5/31/2018	270	200.00	
1448460	1830352	5/31/2018	270	200.00	
1448505	1830380	5/31/2018	270	190.27	
1448424	1830325	5/31/2018	270	185.00	
1448536	1830416	5/31/2018	270	170.00	
1448529	1830412	5/31/2018	270	150.00	
1448531	1830413	5/31/2018	270	145.00	
1448533	1830414	5/31/2018	270	138.00	
1448552	1830435	5/31/2018	270	110.00	
1448465	1830355	5/31/2018	270	51.00	
1448528	1830411	5/31/2018	270	25.00	
1448433	1830316	5/31/2018	270	22.80	
1448434	1830317	5/31/2018	270	22.80	
1448508	1830428	5/31/2018	270	17.98	
1448435	1830318	5/31/2018	270	14.40	
1448545	1830429	5/31/2018	270	1.00	
1448547	1830430	5/31/2018	270	1.00	
1448527	1830410	5/31/2018	270	0.93	
1448532	1830424	5/31/2018	270	0.25	
1448368	CD ACH Bank Trans	5/31/2018	270		1,100,000.00
1448495	DFA EFT REV 5/31/	5/31/2018	270		187,653.82
1448379	182700502	5/31/2018	270		8,902,098.84
1448403	182700503	5/31/2018	270		45,000,000.00
1448409	182700504	5/31/2018	270		11,485,107.50
1448413	182700505	5/31/2018	270		8,057.06
1448490	182700501	5/31/2018	270		10,978,453.78
1448502	182700508	5/31/2018	270		5,000,000.00
1449082	083980607	6/1/2018	270	257,551,013.16	
1449074	1830485	6/1/2018	270	3,566,847.68	
1449099	183000601	6/1/2018	270	3,000,000.00	
1449098	1830519	6/1/2018	270	916,814.38	
1449075	1830486	6/1/2018	270	809,994.66	
1449061	1830484	6/1/2018	270	264,000.00	
1449040	1830468	6/1/2018	270	55,103.18	
1449117	1830507	6/1/2018	270	52,563.30	
1449119	1830523	6/1/2018	270	47,891.93	
1449114	1830521	6/1/2018	270	42,467.97	
1449067	1830513	6/1/2018	270	31,415.00	
1449110	1830518	6/1/2018	270	28,656.87	
1448584	1830452	6/1/2018	270	28,150.00	
1449144	1830542	6/1/2018	270	23,338.80	
1449118	1830508	6/1/2018	270	21,805.89	

Run Date: 6/29/2018
 Run Time: 6:24:16PM

Demand Account Activity

Start Date: 7/1/2017 End Date: 6/29/2018

Page: 377
 User: 0

Jnl. Entry	Ref #	Trx. Date	Ledger	Debit Amount	Credit Amount
1449037	1830465	6/1/2018	270	16,349.01	
1449069	183980605	6/1/2018	270	15,094.44	
1449115	1830522	6/1/2018	270	12,649.48	
1449072	183980607	6/1/2018	270	11,916.67	
1449041	1830469	6/1/2018	270	11,402.34	
1449101	1830514	6/1/2018	270	9,223.20	
1449109	1830517	6/1/2018	270	8,239.59	
1449136	1830538	6/1/2018	270	6,800.00	
1449120	1830509	6/1/2018	270	6,062.10	
1449140	182700604	6/1/2018	270	4,152.40	
1449133	1830535	6/1/2018	270	4,089.75	
1449116	1830506	6/1/2018	270	3,622.60	
1449059	183980602	6/1/2018	270	2,862.00	
1449123	1830512	6/1/2018	270	2,135.00	
1448580	1830448	6/1/2018	270	1,090.00	
1449103	1830515	6/1/2018	270	1,024.80	
1449045	1830473	6/1/2018	270	985.00	
1449121	1830510	6/1/2018	270	942.50	
1448582	1830450	6/1/2018	270	600.00	
1448581	1830449	6/1/2018	270	565.00	
1449112	1830520	6/1/2018	270	543.90	
1448583	1830451	6/1/2018	270	535.00	
1448586	1830454	6/1/2018	270	350.00	
1449038	1830466	6/1/2018	270	318.00	
1449044	1830472	6/1/2018	270	240.00	
1448579	1830447	6/1/2018	270	225.00	
1449135	1830537	6/1/2018	270	193.90	
1449122	1830511	6/1/2018	270	132.00	
1449134	1830536	6/1/2018	270	125.00	
1449039	1830467	6/1/2018	270	106.72	
1448585	1830453	6/1/2018	270	100.00	
1448576	1830444	6/1/2018	270	75.00	
1449042	1830470	6/1/2018	270	70.00	
1448577	1830445	6/1/2018	270	70.00	
1448578	1830446	6/1/2018	270	50.00	
1449043	1830471	6/1/2018	270	29.43	
1449106	1830516	6/1/2018	270	12.82	
1449046	1830474	6/1/2018	270	0.02	
1449050	CD ACH Bank Trans	6/1/2018	270		551,000.00
1449141	182700605	6/1/2018	270		177,000,000.00
1449142	182700606	6/1/2018	270		80,184,565.34
1449055	182700601	6/1/2018	270		8,913,336.20
1449058	182700602	6/1/2018	270		2,862.00
1449459	182700504EFT AIR!	6/4/2018	270	8,401,269.71	
1449556	182700520	6/4/2018	270	3,000,000.00	
1449505	1830597	6/4/2018	270	1,498,146.92	
1449549	182700507	6/4/2018	270	302,000.00	
1449443	1830555	6/4/2018	270	212,807.79	
1449555	1830645	6/4/2018	270	210,734.60	
1449460	182700505AIRS CC	6/4/2018	270	155,473.22	
1449447	1830559	6/4/2018	270	137,154.35	
1449444	1830556	6/4/2018	270	120,152.00	
1449520	1830598	6/4/2018	270	86,396.16	
1449538	1830646	6/4/2018	270	70,097.21	
1449445	1830557	6/4/2018	270	56,719.99	
1449528	1830633	6/4/2018	270	49,872.10	

Demand Account Activity

Start Date: 7/1/2017 End Date: 6/29/2018

Jnl. Entry	Ref #	Trx. Date	Ledger	Debit Amount	Credit Amount
1449500	1830595	6/4/2018	270	45,797.46	
1449464	182700508ABC LIC	6/4/2018	270	44,980.00	
1449552	1830648	6/4/2018	270	29,078.77	
1449522	1830599	6/4/2018	270	28,273.31	
1449526	1830601	6/4/2018	270	23,579.85	
1449547	1830642	6/4/2018	270	21,179.63	
1449550	1830643	6/4/2018	270	20,959.58	
1449524	1830600	6/4/2018	270	18,915.52	
1449557	1830649	6/4/2018	270	17,345.00	
1449463	182700507IRPCC A	6/4/2018	270	11,738.62	
1449519	1830624	6/4/2018	270	10,510.00	
1449558	1830650	6/4/2018	270	10,000.00	
1449457	182700502	6/4/2018	270	10,000.00	
1449553	1830644	6/4/2018	270	9,477.60	
1449523	1830626	6/4/2018	270	9,302.00	
1449501	1830613	6/4/2018	270	8,160.00	
1449529	1830602	6/4/2018	270	7,036.71	
1449502	1830614	6/4/2018	270	5,332.75	
1449504	1830615	6/4/2018	270	5,010.00	
1449540	1830596	6/4/2018	270	4,817.12	
1449446	1830558	6/4/2018	270	3,871.22	
1449507	1830617	6/4/2018	270	3,837.00	
1449462	182700506IFTA CC	6/4/2018	270	2,592.71	
1449448	1830560	6/4/2018	270	2,279.72	
1449521	1830625	6/4/2018	270	2,030.00	
1449563	182700508	6/4/2018	270	1,911.11	
1449493	1830607	6/4/2018	270	1,885.00	
1449512	1830619	6/4/2018	270	1,621.00	
1449514	1830611	6/4/2018	270	1,606.23	
1449509	1830609	6/4/2018	270	1,464.75	
1449491	1830612	6/4/2018	270	1,437.28	
1449546	1830647	6/4/2018	270	1,174.16	
1449559	1830651	6/4/2018	270	1,077.03	
1449530	1830603	6/4/2018	270	960.97	
1449506	1830616	6/4/2018	270	960.00	
1449511	1830610	6/4/2018	270	815.00	
1449527	1830627	6/4/2018	270	760.00	
1449551	1830640	6/4/2018	270	670.06	
1449541	1830641	6/4/2018	270	476.16	
1449450	1830561	6/4/2018	270	420.00	
1449503	1830608	6/4/2018	270	375.00	
1449531	1830628	6/4/2018	270	371.00	
1449510	1830618	6/4/2018	270	310.00	
1449532	1830604	6/4/2018	270	127.13	
1449515	1830620	6/4/2018	270	120.00	
1449516	1830622	6/4/2018	270	98.80	
1449517	1830621	6/4/2018	270	98.80	
1449533	1830605	6/4/2018	270	82.91	
1449518	1830623	6/4/2018	270	62.40	
1449537	1830630	6/4/2018	270	60.80	
1449539	1830631	6/4/2018	270	60.80	
1449525	1830632	6/4/2018	270	38.40	
1449534	1830629	6/4/2018	270	30.00	
1449535	1830606	6/4/2018	270	5.87	
1449452	1830562	6/4/2018	270	4.25	
1449437	CD ACH Bank Trans	6/4/2018	270		741,000.00

Run Date: 6/29/2018
Run Time: 6:24:16PM

Demand Account Activity

Start Date: 7/1/2017 End Date: 6/29/2018

Page: 379
User: 0

Jnl. Entry	Ref #	Trx. Date	Ledger	Debit Amount	Credit Amount
1449440	182700501	6/4/2018	270		9,045,059.60
1449564	182700509	6/4/2018	270		4,771,030.88
1449566	182700510	6/4/2018	270		1,911.11
1449842	182700501EFT AIR:	6/5/2018	270	10,846,194.27	
1449952	1830749	6/5/2018	270	4,475,015.00	
1449971	1830768	6/5/2018	270	2,651,608.27	
1449864	1830720	6/5/2018	270	1,584,182.80	
1450005	182700520	6/5/2018	270	1,000,000.00	
1449893	1830690	6/5/2018	270	756,716.00	
1449896	1830696	6/5/2018	270	586,417.00	
1449964	1830763	6/5/2018	270	524,999.39	
1449928	1830730	6/5/2018	270	420,000.00	
1449986	1830770	6/5/2018	270	399,317.61	
1830801	1830801	6/5/2018	270	309,140.56	
1449990	1830772	6/5/2018	270	266,617.57	
1449988	1830771	6/5/2018	270	202,644.17	
1449993	1830773	6/5/2018	270	170,299.29	
1449994	1830774	6/5/2018	270	162,318.09	
1449996	1830775	6/5/2018	270	150,856.71	
1449918	1830723	6/5/2018	270	124,634.43	
1449965	1830764	6/5/2018	270	114,323.10	
1449919	1830724	6/5/2018	270	98,500.00	
1449998	1830776	6/5/2018	270	85,314.00	
1449894	1830691	6/5/2018	270	83,690.00	
1449984	1830769	6/5/2018	270	58,974.85	
1449916	1830722	6/5/2018	270	58,945.51	
1450000	1830777	6/5/2018	270	54,442.25	
1449983	1830797	6/5/2018	270	54,338.91	
1449845	182700504IRPCC	6/5/2018	270	34,800.54	
1449935	1830737	6/5/2018	270	32,208.50	
1449897	1830697	6/5/2018	270	31,975.00	
1449843	182700502AIRSCC	6/5/2018	270	27,770.94	
1449991	1830779	6/5/2018	270	23,966.83	
1449846	182700505ABCLICE	6/5/2018	270	21,200.00	
1449875	182700509	6/5/2018	270	15,063.22	
1449963	1830762	6/5/2018	270	11,743.16	
1449940	1830740	6/5/2018	270	10,920.00	
1449982	1830796	6/5/2018	270	6,800.00	
1449992	1830780	6/5/2018	270	6,764.52	
1449937	1830738	6/5/2018	270	5,860.06	
1449938	1830739	6/5/2018	270	5,587.76	
1449929	1830731	6/5/2018	270	5,030.00	
1450002	1830765	6/5/2018	270	4,728.56	
1449941	1830741	6/5/2018	270	4,235.00	
1449987	1830799	6/5/2018	270	4,159.50	
1449995	1830781	6/5/2018	270	3,998.99	
1449847	182700506	6/5/2018	270	3,450.81	
1449997	1830782	6/5/2018	270	3,332.52	
1449958	1830766	6/5/2018	270	3,058.51	
1449989	1830778	6/5/2018	270	3,000.00	
1449999	1830783	6/5/2018	270	2,718.55	
1449931	1830733	6/5/2018	270	2,617.00	
1449944	1830742	6/5/2018	270	2,610.00	
1449961	1830784	6/5/2018	270	2,232.78	
1449985	1830798	6/5/2018	270	2,047.79	
1449969	1830785	6/5/2018	270	1,856.87	

Run Date: 6/29/2018
Run Time: 6:24:16PM

Demand Account Activity

Start Date: 7/1/2017 End Date: 6/29/2018

Page: 380
User: 0

Jnl. Entry	Ref #	Trx. Date	Ledger	Debit Amount	Credit Amount
1449915	1830721	6/5/2018	270	1,798.30	
1449844	182700503IFTA CC	6/5/2018	270	1,346.28	
1449933	1830735	6/5/2018	270	1,049.00	
1449930	1830732	6/5/2018	270	970.00	
1449968	1830767	6/5/2018	270	743.84	
1449972	1830786	6/5/2018	270	520.00	
1449977	1830800	6/5/2018	270	480.00	
1449970	1830787	6/5/2018	270	404.00	
1449973	1830788	6/5/2018	270	309.92	
1449974	1830789	6/5/2018	270	273.00	
1449975	1830790	6/5/2018	270	270.00	
1449932	1830734	6/5/2018	270	210.00	
1449976	1830791	6/5/2018	270	208.25	
1449934	1830736	6/5/2018	270	140.00	
1449978	1830792	6/5/2018	270	135.00	
1449921	1830725	6/5/2018	270	110.00	
1449927	1830729	6/5/2018	270	100.00	
1449979	1830793	6/5/2018	270	60.00	
1449980	1830794	6/5/2018	270	55.00	
1449981	1830795	6/5/2018	270	55.00	
1449922	1830726	6/5/2018	270	38.00	
1449924	1830727	6/5/2018	270	38.00	
1449925	1830728	6/5/2018	270	24.00	
1449848	182700507	6/5/2018	270		10,320,108.33
1449863	8007726	6/5/2018	270		23,131.25
1449869	182700508	6/5/2018	270		295,401.94
1449877	182700510	6/5/2018	270		15,063.22
1449886	182700516	6/5/2018	270		14,921,020.35
1450273	182700601	6/6/2018	270	34,000,000.00	
1450395	182700605AIRS EF	6/6/2018	270	12,293,000.55	
1450306	1830845	6/6/2018	270	3,327,475.20	
1450353	1830887	6/6/2018	270	1,523,390.57	
1450275	182700602	6/6/2018	270	1,000,000.00	
1450358	1830889	6/6/2018	270	680,677.42	
1450397	1830920	6/6/2018	270	357,097.78	
1450331	1830869	6/6/2018	270	208,330.75	
1450308	1830847	6/6/2018	270	170,000.00	
1450284	1830827	6/6/2018	270	120,000.00	
1450361	1830890	6/6/2018	270	85,111.30	
1450402	1830919	6/6/2018	270	72,795.23	
1450307	1830846	6/6/2018	270	50,716.51	
1450396	1830918	6/6/2018	270	45,597.60	
1830833	1830833	6/6/2018	270	28,136.27	
1450400	182700606AIRS CC	6/6/2018	270	27,265.11	
1450403	182700608IRPCC A	6/6/2018	270	25,551.46	
1450363	1830892	6/6/2018	270	24,717.06	
1450298	1830834	6/6/2018	270	19,836.00	
1450297	1830840	6/6/2018	270	15,558.60	
1450272	1830819	6/6/2018	270	14,968.72	
1450404	182700609ABC LIC	6/6/2018	270	14,000.00	
1450325	1830859	6/6/2018	270	12,976.81	
1450278	1830821	6/6/2018	270	12,675.00	
1450366	1830894	6/6/2018	270	10,900.22	
1450365	1830893	6/6/2018	270	8,952.90	
1450357	1830888	6/6/2018	270	7,137.50	
1450328	1830861	6/6/2018	270	6,800.00	

Run Date: 6/29/2018
 Run Time: 6:24:16PM

Demand Account Activity

Start Date: 7/1/2017 End Date: 6/29/2018

Page: 381
 User: 0

Jnl. Entry	Ref #	Trx. Date	Ledger	Debit Amount	Credit Amount
1450372	182700626	6/6/2018	270	6,258.82	
1450362	1830891	6/6/2018	270	6,084.75	
1450300	1830841	6/6/2018	270	5,243.89	
1450309	1830848	6/6/2018	270	5,175.00	
1450329	1830868	6/6/2018	270	4,161.50	
1450291	1830832	6/6/2018	270	3,523.50	
1450393	1830917	6/6/2018	270	3,455.20	
1450311	1830850	6/6/2018	270	3,252.00	
1450282	1830825	6/6/2018	270	3,250.00	
1450364	1830900	6/6/2018	270	2,870.00	
1450286	1830842	6/6/2018	270	2,590.75	
1450401	182700607IFTA CC	6/6/2018	270	2,558.45	
1450285	1830828	6/6/2018	270	2,319.11	
1450323	1830858	6/6/2018	270	1,690.00	
1450304	1830843	6/6/2018	270	1,469.36	
1450283	1830826	6/6/2018	270	1,450.00	
1450310	1830849	6/6/2018	270	990.00	
1450313	1830852	6/6/2018	270	779.00	
1450299	1830835	6/6/2018	270	624.74	
1450360	1830899	6/6/2018	270	610.00	
1450281	1830824	6/6/2018	270	605.00	
1450367	1830895	6/6/2018	270	598.08	
1450399	1830921	6/6/2018	270	547.83	
1450280	1830823	6/6/2018	270	540.00	
1450305	1830844	6/6/2018	270	510.62	
1450301	1830836	6/6/2018	270	505.85	
1450315	1830854	6/6/2018	270	300.00	
1450312	1830851	6/6/2018	270	260.00	
1450316	182700620	6/6/2018	270	227.92	
1450007	1830837	6/6/2018	270	196.84	
1450295	1830838	6/6/2018	270	164.09	
1450314	1830853	6/6/2018	270	110.00	
1450277	1830820	6/6/2018	270	100.00	
1450279	1830822	6/6/2018	270	82.95	
1450359	1830898	6/6/2018	270	64.00	
1450369	1830896	6/6/2018	270	56.65	
1450317	1830855	6/6/2018	270	45.60	
1450321	1830856	6/6/2018	270	45.60	
1450322	1830857	6/6/2018	270	28.80	
1450296	1830839	6/6/2018	270	24.00	
1450368	1830897	6/6/2018	270	4.25	
1450334	8007729 EFT REV C	6/6/2018	270		16,709.00
1450276	182700603	6/6/2018	270		4,983,428.51
1450287	182700604	6/6/2018	270		3,327,475.20
1450294	182700615	6/6/2018	270		28,000,000.00
1450330	182700624	6/6/2018	270		6,258.82
1450347	182700626	6/6/2018	270		14,767,235.49
1450373	182700627	6/6/2018	270		2,996,062.50
1451805	1831023	6/7/2018	270	194,563,557.29	
1451747	182700605EFT AIR!	6/7/2018	270	10,343,312.49	
1451773	1830988	6/7/2018	270	1,651,090.50	
1451704	1830950	6/7/2018	270	1,162,791.11	
1451803	1831021	6/7/2018	270	842,361.50	
1451807	1831025	6/7/2018	270	519,183.08	
1451799	1831067	6/7/2018	270	443,802.10	
1451806	1831024	6/7/2018	270	243,608.32	

Run Date: 6/29/2018
 Run Time: 6:24:16PM

Demand Account Activity

Start Date: 7/1/2017 End Date: 6/29/2018

Page: 382
 User: 0

Jnl. Entry	Ref #	Trx. Date	Ledger	Debit Amount	Credit Amount
1451699	1830943	6/7/2018	270	173,041.52	
1451844	1831070	6/7/2018	270	149,848.78	
1451706	1830952	6/7/2018	270	106,703.30	
1451792	1831020	6/7/2018	270	97,356.00	
1451748	182700606CC AIRS	6/7/2018	270	86,516.24	
1451810	1831028	6/7/2018	270	72,782.23	
1451812	1831030	6/7/2018	270	72,092.80	
1450421	1830937	6/7/2018	270	60,000.00	
1451839	1831068	6/7/2018	270	56,109.16	
1451698	1830944	6/7/2018	270	51,044.70	
1451846	1831071	6/7/2018	270	49,972.64	
1451843	1831057	6/7/2018	270	47,080.00	
1451813	1831031	6/7/2018	270	40,838.31	
1451814	1831032	6/7/2018	270	40,583.18	
1451815	1831033	6/7/2018	270	30,385.32	
1451811	1831029	6/7/2018	270	29,167.32	
1451705	1830951	6/7/2018	270	23,770.98	
1451701	1830945	6/7/2018	270	22,835.56	
1451816	1831034	6/7/2018	270	22,671.32	
1451693	1830938	6/7/2018	270	20,000.00	
1451751	182700609ABCLICE	6/7/2018	270	13,465.00	
1451838	1831055	6/7/2018	270	12,800.00	
1451817	1831035	6/7/2018	270	11,923.37	
1451818	1831036	6/7/2018	270	10,494.60	
1451750	182700608IRPCC A	6/7/2018	270	10,290.07	
1451819	1831037	6/7/2018	270	10,051.96	
1451692	1830946	6/7/2018	270	9,991.08	
1830947	1830947	6/7/2018	270	9,500.00	
1451695	1830940	6/7/2018	270	9,115.98	
1451845	1831058	6/7/2018	270	7,497.00	
1451820	1831038	6/7/2018	270	7,126.45	
1451821	1831039	6/7/2018	270	7,006.68	
1451804	1831022	6/7/2018	270	6,946.02	
1451700	1830948	6/7/2018	270	6,800.08	
1451774	1830989	6/7/2018	270	6,322.50	
1451760	182700613	6/7/2018	270	5,540.37	
1451696	1830941	6/7/2018	270	4,905.19	
1451853	1831065	6/7/2018	270	4,305.00	
1451822	1831040	6/7/2018	270	4,066.35	
1451836	1831054	6/7/2018	270	3,935.83	
1451777	1830991	6/7/2018	270	2,765.00	
1451823	1831041	6/7/2018	270	2,668.00	
1451841	1831056	6/7/2018	270	2,470.00	
1451749	182700607IFTA CC.	6/7/2018	270	1,999.85	
1451826	1831044	6/7/2018	270	1,687.20	
1451697	1830942	6/7/2018	270	1,644.65	
1451827	1831045	6/7/2018	270	1,500.00	
1451776	1830990	6/7/2018	270	1,222.50	
1451824	1831042	6/7/2018	270	1,187.27	
1451785	1830992	6/7/2018	270	915.00	
1451840	1831059	6/7/2018	270	610.00	
1451825	1831043	6/7/2018	270	584.44	
1451842	1831069	6/7/2018	270	570.00	
1451847	1831060	6/7/2018	270	558.00	
1451694	1830939	6/7/2018	270	550.00	
1451828	1831046	6/7/2018	270	478.80	

Run Date: 6/29/2018
 Run Time: 6:24:16PM

Demand Account Activity

Start Date: 7/1/2017 End Date: 6/29/2018

Page: 383
 User: 0

Jnl. Entry	Ref #	Trx. Date	Ledger	Debit Amount	Credit Amount
1451703	1830949	6/7/2018	270	420.00	
1451829	1831047	6/7/2018	270	394.33	
1451830	1831048	6/7/2018	270	392.25	
1451808	1831026	6/7/2018	270	322.70	
1451831	1831049	6/7/2018	270	320.00	
1451788	1830993	6/7/2018	270	192.00	
1451832	1831050	6/7/2018	270	180.00	
1451710	182700603	6/7/2018	270	159.00	
1451833	1831051	6/7/2018	270	140.00	
1451834	1831052	6/7/2018	270	120.00	
1451835	1831053	6/7/2018	270	100.00	
1451849	1831061	6/7/2018	270	90.00	
1451850	1831062	6/7/2018	270	68.40	
1451851	1831063	6/7/2018	270	68.40	
1451809	1831027	6/7/2018	270	47.04	
1451852	1831064	6/7/2018	270	43.20	
1451724	1830972	6/7/2018	270	34.00	
1450408	CD ACH Bank Trans	6/7/2018	270		1,092,000.00
1451752	8007730 EFT REV C	6/7/2018	270		33,938.08
1451753	182700610	6/7/2018	270		5,540.37
1451801	182700614	6/7/2018	270		12,485,133.94
1451708	182700601	6/7/2018	270		191,000,000.00
1451709	182700602	6/7/2018	270		5,933,010.27
1451856	182700625	6/7/2018	270		1,000,000.00
1452154	182700606	6/8/2018	270	338,800,000.00	
1452147	182700602	6/8/2018	270	15,000,000.00	
1452146	182700601	6/8/2018	270	9,000,000.00	
1452193	182700607EFT AIR!	6/8/2018	270	7,241,938.42	
1452174	Back Out Journal Er	6/8/2018	270	5,878,000.00	
1452145	CD ACH Bank Trans	6/8/2018	270	4,540,000.00	
1452178	CD ACH Bank Trans	6/8/2018	270	4,540,000.00	
1452283	1831203	6/8/2018	270	2,900,183.06	
1452201	182700611	6/8/2018	270	2,007,017.21	
1452309	1831224	6/8/2018	270	1,154,324.99	
1452333	1831226	6/8/2018	270	891,045.50	
1452338	1831227	6/8/2018	270	437,372.88	
1452159	1831099	6/8/2018	270	365,000.00	
1452324	1831225	6/8/2018	270	287,467.34	
1452305	1831222	6/8/2018	270	212,694.25	
1452227	1831202	6/8/2018	270	202,137.05	
1452340	1831228	6/8/2018	270	199,248.39	
1452155	1831094	6/8/2018	270	80,882.21	
1452232	1831140	6/8/2018	270	53,680.00	
1452246	1831152	6/8/2018	270	52,694.06	
1452326	1831231	6/8/2018	270	49,153.26	
1452249	1831153	6/8/2018	270	40,391.84	
1452323	1831229	6/8/2018	270	39,801.72	
1452325	1831230	6/8/2018	270	37,992.78	
1452284	1831151	6/8/2018	270	25,936.72	
1452195	182700608CC AIRS	6/8/2018	270	20,726.88	
1452328	1831232	6/8/2018	270	18,320.63	
1452199	182700610ABCLICE	6/8/2018	270	17,950.00	
1452233	1831141	6/8/2018	270	14,595.00	
1452234	1831142	6/8/2018	270	12,385.54	
1452168	1831106	6/8/2018	270	10,990.53	
1452197	182700609IRPCCAI	6/8/2018	270	10,935.99	

Run Date: 6/29/2018
 Run Time: 6:24:16PM

Demand Account Activity

Page: 384
 User: 0

Start Date: 7/1/2017 End Date: 6/29/2018

Jnl. Entry	Ref #	Trx. Date	Ledger	Debit Amount	Credit Amount
1452332	1831248	6/8/2018	270	10,854.13	
1452329	1831246	6/8/2018	270	10,820.15	
1452308	1831223	6/8/2018	270	9,545.86	
1452235	1831143	6/8/2018	270	7,753.65	
1452310	1831234	6/8/2018	270	7,082.07	
1452330	1831247	6/8/2018	270	6,992.70	
1452220	1831132	6/8/2018	270	6,215.00	
1452222	1831134	6/8/2018	270	5,207.00	
1452335	1831250	6/8/2018	270	5,165.25	
1452237	1831145	6/8/2018	270	2,967.49	
1452236	1831144	6/8/2018	270	2,879.71	
1452334	1831249	6/8/2018	270	2,549.73	
1452229	1831139	6/8/2018	270	2,439.50	
1452317	1831239	6/8/2018	270	2,169.00	
1452318	1831240	6/8/2018	270	2,122.37	
1452280	1831205	6/8/2018	270	2,115.00	
1452162	1831101	6/8/2018	270	1,687.40	
1452319	1831241	6/8/2018	270	1,680.00	
1452143	1831096	6/8/2018	270	1,660.00	
1452337	1831251	6/8/2018	270	1,473.00	
1452161	1831100	6/8/2018	270	1,454.50	
1452216	1831130	6/8/2018	270	1,360.00	
1452275	1831154	6/8/2018	270	1,357.60	
1452221	1831133	6/8/2018	270	1,210.00	
1452239	1831146	6/8/2018	270	1,155.00	
1452282	1831206	6/8/2018	270	1,006.35	
1452157	1831095	6/8/2018	270	975.00	
1452281	1831201	6/8/2018	270	900.67	
1452158	1831098	6/8/2018	270	870.00	
1452313	1831235	6/8/2018	270	600.00	
1452279	1831204	6/8/2018	270	515.00	
1452314	1831236	6/8/2018	270	487.00	
1452315	1831237	6/8/2018	270	470.00	
1452223	1831135	6/8/2018	270	410.00	
1452316	1831238	6/8/2018	270	375.18	
1452290	1831233	6/8/2018	270	354.58	
1452165	1831104	6/8/2018	270	300.00	
1452241	1831147	6/8/2018	270	295.25	
1452321	1831242	6/8/2018	270	210.00	
1452336	182700631	6/8/2018	270	199.00	
1452166	1831105	6/8/2018	270	180.00	
1452219	1831131	6/8/2018	270	160.00	
1452278	1831200	6/8/2018	270	159.00	
1452156	1831097	6/8/2018	270	123.00	
1452242	1831148	6/8/2018	270	108.25	
1452244	1831149	6/8/2018	270	107.96	
1452322	1831243	6/8/2018	270	75.00	
1452149	182700604	6/8/2018	270	60.00	
1452224	1831136	6/8/2018	270	53.20	
1452226	1831137	6/8/2018	270	53.20	
1452228	1831138	6/8/2018	270	33.60	
1452245	1831150	6/8/2018	270	25.00	
1452144	CD ACH Bank Trans	6/8/2018	270		5,878,000.00
1452148	182700603	6/8/2018	270		8,663,236.13
1452175	Back Out Journal Er	6/8/2018	270		4,540,000.00
1452177	CD ACH Bank Trans	6/8/2018	270		5,878,000.00

Run Date: 6/29/2018
 Run Time: 6:24:16PM

Demand Account Activity

Start Date: 7/1/2017 End Date: 6/29/2018

Page: 385
 User: 0

Jnl. Entry	Ref #	Trx. Date	Ledger	Debit Amount	Credit Amount
1452181	8007732EFT REV 0	6/8/2018	270		9,300.65
1452292	182700612	6/8/2018	270		2,007,017.21
1452297	182700615	6/8/2018	270		352,052,657.40
1452301	182700630	6/8/2018	270		15,000,000.00
1452637	183000603	6/11/2018	270	10,000,000.00	
1452653	182700607 AIRS TA	6/11/2018	270	9,270,870.17	
1452740	1831318	6/11/2018	270	5,187,387.71	
1452641	182700604	6/11/2018	270	1,760,432.66	
1452706	1831316	6/11/2018	270	297,889.09	
1452673	1831281	6/11/2018	270	240,415.40	
1452654	182700608 AIRS TA	6/11/2018	270	91,316.08	
1452751	1831357	6/11/2018	270	68,709.14	
1452684	1831292	6/11/2018	270	57,361.16	
1452742	1831353	6/11/2018	270	55,540.00	
1452680	1831288	6/11/2018	270	44,487.80	
1452723	1831319	6/11/2018	270	29,054.79	
1452348	1831260	6/11/2018	270	26,029.14	
1452630	1831261	6/11/2018	270	22,532.40	
1452658	182700611 AIRS DE	6/11/2018	270	22,400.00	
1452718	1831315	6/11/2018	270	17,835.23	
1452717	1831323	6/11/2018	270	16,657.86	
1452746	1831355	6/11/2018	270	14,894.00	
1452631	1831262	6/11/2018	270	13,714.54	
1452681	1831289	6/11/2018	270	13,087.66	
1452727	1831320	6/11/2018	270	11,871.02	
1452682	1831290	6/11/2018	270	11,279.13	
1452719	1831324	6/11/2018	270	10,735.41	
1452753	1831358	6/11/2018	270	8,491.59	
1452671	1831280	6/11/2018	270	8,470.92	
1452720	1831317	6/11/2018	270	8,272.84	
1452666	1831321	6/11/2018	270	8,135.00	
1452730	1831336	6/11/2018	270	6,025.00	
1452657	182700610 AIRS DE	6/11/2018	270	5,973.59	
1452722	1831326	6/11/2018	270	3,661.57	
1452683	1831291	6/11/2018	270	3,185.23	
1452686	1831294	6/11/2018	270	2,340.00	
1452677	1831285	6/11/2018	270	2,319.07	
1452674	1831282	6/11/2018	270	2,310.00	
1452752	1831356	6/11/2018	270	2,155.23	
1452675	1831283	6/11/2018	270	2,100.49	
1452724	1831327	6/11/2018	270	1,417.13	
1452732	1831338	6/11/2018	270	1,374.00	
1452721	1831325	6/11/2018	270	1,336.59	
1452656	182700609 AIRS DE	6/11/2018	270	1,286.78	
1452731	1831337	6/11/2018	270	1,160.00	
1452689	1831297	6/11/2018	270	590.00	
1452729	1831340	6/11/2018	270	563.00	
1452685	1831293	6/11/2018	270	562.50	
1452688	1831296	6/11/2018	270	465.21	
1452638	182700601	6/11/2018	270	391.67	
1452716	1831322	6/11/2018	270	366.16	
1452678	1831286	6/11/2018	270	360.00	
1452725	1831328	6/11/2018	270	321.90	
1452690	1831298	6/11/2018	270	207.00	
1452676	1831284	6/11/2018	270	181.41	
1452733	1831339	6/11/2018	270	120.00	

Run Date: 6/29/2018
Run Time: 6:24:16PM

Demand Account Activity

Start Date: 7/1/2017 End Date: 6/29/2018

Page: 386
User: 0

Jnl. Entry	Ref #	Trx. Date	Ledger	Debit Amount	Credit Amount
1452734	1831341	6/11/2018	270	90.00	
1452736	1831342	6/11/2018	270	45.60	
1452737	1831343	6/11/2018	270	45.60	
1452679	1831287	6/11/2018	270	43.00	
1452738	1831344	6/11/2018	270	28.80	
1452754	1831354	6/11/2018	270	25.00	
1452726	1831329	6/11/2018	270	20.99	
1452629	CD ACH Bank Trans	6/11/2018	270		672,000.00
1452639	182700602	6/11/2018	270		8,889,331.90
1452640	182700603	6/11/2018	270		590.68
1452741	182700604	6/11/2018	270		13,721,138.72
1452758	DFA EFT REV 6-11-	6/11/2018	270		10,123.56
1452739	DFA CC REV 6-11-1	6/11/2018	270		63.00
1452755	182600601	6/11/2018	270		4,000,000.00
1453126	184700601	6/12/2018	270	210,000,000.00	
1453118	182700607 AIRS TA	6/12/2018	270	17,015,325.64	
1453098	183000604	6/12/2018	270	17,000,000.00	
1453229	Back Out Journal Er	6/12/2018	270	7,616,720.16	
1453218	1831489	6/12/2018	270	2,952,088.28	
1453122	182700609 AIRS DE	6/12/2018	270	2,013,926.78	
1453215	1831488	6/12/2018	270	1,222,022.64	
1453168	CD ACH Bank Trans	6/12/2018	270	400,000.00	
1453225	1831482	6/12/2018	270	261,380.00	
1453071	1831375	6/12/2018	270	203,186.02	
1452970	1831371	6/12/2018	270	200,387.50	
1453194	1831441	6/12/2018	270	190,654.50	
1453066	1831372	6/12/2018	270	141,905.88	
1453074	1831376	6/12/2018	270	124,539.42	
1453195	1831442	6/12/2018	270	102,762.31	
1453077	1831377	6/12/2018	270	73,510.10	
1453079	1831378	6/12/2018	270	64,749.21	
1453196	1831443	6/12/2018	270	54,205.84	
1453125	182700612 AIRS DE	6/12/2018	270	47,000.00	
1453180	1831439	6/12/2018	270	46,940.05	
1452757	1831379	6/12/2018	270	41,848.00	
1453198	1831445	6/12/2018	270	39,124.12	
1453131	1831403	6/12/2018	270	35,241.66	
1453121	182700608 AIRS TA	6/12/2018	270	34,446.32	
1453124	182700611 AIRS DE	6/12/2018	270	30,709.93	
1453085	1831392	6/12/2018	270	27,005.06	
1453065	1831383	6/12/2018	270	19,162.41	
1453224	1831490	6/12/2018	270	15,699.06	
1453070	1831380	6/12/2018	270	8,890.71	
1453115	1831398	6/12/2018	270	8,334.43	
1453214	1831476	6/12/2018	270	7,465.00	
1453132	1831404	6/12/2018	270	6,881.27	
1453134	1831406	6/12/2018	270	6,195.00	
1453129	1831402	6/12/2018	270	5,720.00	
1453197	1831444	6/12/2018	270	4,951.39	
1453220	1831481	6/12/2018	270	4,495.00	
1453223	1831486	6/12/2018	270	4,275.00	
1453067	1831384	6/12/2018	270	3,640.55	
1453072	1831385	6/12/2018	270	3,450.00	
1453188	1831465	6/12/2018	270	3,125.00	
1453102	182700604	6/12/2018	270	2,980.95	
1453199	1831446	6/12/2018	270	2,975.00	

Run Date: 6/29/2018
 Run Time: 6:24:16PM

Demand Account Activity

Start Date: 7/1/2017 End Date: 6/29/2018

Page: 387
 User: 0

Jnl. Entry	Ref #	Trx. Date	Ledger	Debit Amount	Credit Amount
1453170	1831447	6/12/2018	270	2,957.99	
1453133	1831405	6/12/2018	270	2,948.43	
1453191	1831440	6/12/2018	270	2,894.64	
1453173	1831448	6/12/2018	270	2,745.00	
1453068	1831373	6/12/2018	270	2,653.19	
1453176	1831449	6/12/2018	270	2,623.00	
1453137	1831408	6/12/2018	270	2,617.00	
1453171	1831438	6/12/2018	270	2,470.50	
1453069	1831374	6/12/2018	270	2,006.62	
1453073	1831381	6/12/2018	270	1,848.06	
1453088	1831393	6/12/2018	270	1,587.21	
1453075	1831382	6/12/2018	270	1,437.00	
1453208	1831475	6/12/2018	270	1,211.20	
1453136	1831407	6/12/2018	270	1,170.00	
1453185	1831464	6/12/2018	270	705.00	
1453221	1831485	6/12/2018	270	700.00	
1453219	1831477	6/12/2018	270	648.69	
1453231	181600601	6/12/2018	270	609.92	
1453123	182700610 AIRS DE	6/12/2018	270	603.88	
1453222	1831478	6/12/2018	270	534.15	
1453178	1831450	6/12/2018	270	517.68	
1453139	1831410	6/12/2018	270	504.00	
1453091	1831386	6/12/2018	270	366.21	
1453182	1831451	6/12/2018	270	335.00	
1453184	1831452	6/12/2018	270	290.00	
1453209	1831479	6/12/2018	270	233.32	
1453186	1831453	6/12/2018	270	233.00	
1453138	1831409	6/12/2018	270	210.00	
1453216	1831480	6/12/2018	270	167.76	
1453187	1831454	6/12/2018	270	162.50	
1453189	1831455	6/12/2018	270	150.00	
1453082	1831456	6/12/2018	270	150.00	
1453201	1831487	6/12/2018	270	145.00	
1453172	1831457	6/12/2018	270	115.00	
1453190	1831466	6/12/2018	270	100.00	
1453141	1831412	6/12/2018	270	91.20	
1453142	1831413	6/12/2018	270	91.20	
1453203	1831483	6/12/2018	270	72.52	
1453140	1831411	6/12/2018	270	70.00	
1453174	1831458	6/12/2018	270	65.00	
1453175	1831459	6/12/2018	270	61.00	
1453143	1831414	6/12/2018	270	57.60	
1453177	1831460	6/12/2018	270	50.00	
1453100	182700602	6/12/2018	270	41.50	
1453179	1831461	6/12/2018	270	28.83	
1453181	1831462	6/12/2018	270	26.28	
1453183	1831463	6/12/2018	270	20.00	
1453217	1831484	6/12/2018	270	4.25	
1453090	DFA EFT REV 6/12/	6/12/2018	270		3,266.65
1453167	CD ACH Bank Trans	6/12/2018	270		727,000.00
1453099	182700601	6/12/2018	270		11,981,356.70
1453101	182700603	6/12/2018	270		41.50
1453157	182700606	6/12/2018	270		227,752,633.33
1453159	182700615	6/12/2018	270		7,616,720.16
1453230	Correct Journal Entr	6/12/2018	270		7,617,330.08
1453213	182600601	6/12/2018	270		5,000,000.00

Run Date: 6/29/2018
Run Time: 6:24:16PM

Demand Account Activity

Start Date: 7/1/2017 End Date: 6/29/2018

Page: 388
User: 0

Jnl. Entry	Ref #	Trx. Date	Ledger	Debit Amount	Credit Amount
1453866	1831529	6/13/2018	270	54,198,404.75	
1453837	182700607 AIRS TA	6/13/2018	270	35,764,727.64	
1453228	CD ACH Bank Trans	6/13/2018	270	15,000,000.00	
1453876	182300601	6/13/2018	270	15,000,000.00	
1453867	182700604	6/13/2018	270	2,500,000.00	
1453947	1831598	6/13/2018	270	2,029,406.68	
1453985	1831632	6/13/2018	270	1,091,296.98	
1453955	1831605	6/13/2018	270	1,040,434.64	
1453948	1831599	6/13/2018	270	674,228.64	
1453882	1831562	6/13/2018	270	396,681.30	
1453846	1831510	6/13/2018	270	344,349.00	
1453857	1831521	6/13/2018	270	280,900.00	
1453991	1831638	6/13/2018	270	228,479.27	
1453961	1831606	6/13/2018	270	170,933.57	
1453994	1831641	6/13/2018	270	151,651.50	
1453941	1831593	6/13/2018	270	74,505.00	
1453995	1831642	6/13/2018	270	42,525.27	
1453861	1831525	6/13/2018	270	39,570.39	
1453908	1831563	6/13/2018	270	31,544.70	
1453974	1831612	6/13/2018	270	29,460.00	
1453949	1831600	6/13/2018	270	26,066.57	
1453993	1831640	6/13/2018	270	21,308.22	
1453839	182700608 AIRS TA	6/13/2018	270	21,248.58	
1453954	1831604	6/13/2018	270	20,618.90	
1453868	1831530	6/13/2018	270	18,532.23	
1453905	1831560	6/13/2018	270	17,607.94	
1453862	1831526	6/13/2018	270	10,613.87	
1453906	1831561	6/13/2018	270	9,584.68	
1453950	1831601	6/13/2018	270	8,811.77	
1453909	1831564	6/13/2018	270	8,643.69	
1453965	1831608	6/13/2018	270	8,049.63	
1453910	1831565	6/13/2018	270	7,722.67	
1453989	1831636	6/13/2018	270	6,525.20	
1453863	1831527	6/13/2018	270	6,458.29	
1453990	1831637	6/13/2018	270	5,667.00	
1453894	1831549	6/13/2018	270	5,625.00	
1453913	1831568	6/13/2018	270	5,504.55	
1453859	1831523	6/13/2018	270	4,044.98	
1453864	1831528	6/13/2018	270	3,191.94	
1453911	1831566	6/13/2018	270	3,063.72	
1453914	1831569	6/13/2018	270	2,915.30	
1453896	1831551	6/13/2018	270	2,821.00	
1453967	1831609	6/13/2018	270	2,412.40	
1453912	1831567	6/13/2018	270	2,348.99	
1453976	1831613	6/13/2018	270	2,265.00	
1453986	1831633	6/13/2018	270	2,182.50	
1453972	1831611	6/13/2018	270	2,104.00	
1453968	1831610	6/13/2018	270	1,755.06	
1453956	1831631	6/13/2018	270	1,702.48	
1453895	1831550	6/13/2018	270	1,080.00	
1453904	1831559	6/13/2018	270	870.00	
1453856	1831520	6/13/2018	270	820.00	
1453971	Back Out Journal Er	6/13/2018	270	693.00	
1453903	1831558	6/13/2018	270	595.00	
1453988	1831635	6/13/2018	270	595.00	
1453860	1831524	6/13/2018	270	581.42	

Run Date: 6/29/2018
 Run Time: 6:24:16PM

Demand Account Activity

Start Date: 7/1/2017 End Date: 6/29/2018

Page: 389
 User: 0

Jnl. Entry	Ref #	Trx. Date	Ledger	Debit Amount	Credit Amount
1453849	1831513	6/13/2018	270	570.00	
1453858	1831522	6/13/2018	270	480.00	
1453840	182700609 AIRS D€	6/13/2018	270	384.53	
1453848	1831512	6/13/2018	270	300.00	
1453850	1831514	6/13/2018	270	270.68	
1453851	1831515	6/13/2018	270	270.33	
1453852	1831516	6/13/2018	270	269.21	
1453853	1831517	6/13/2018	270	267.74	
1453854	1831518	6/13/2018	270	265.68	
1453855	1831519	6/13/2018	270	263.65	
1453897	1831552	6/13/2018	270	230.00	
1453898	1831553	6/13/2018	270	227.00	
1453951	1831602	6/13/2018	270	178.21	
1453915	1831570	6/13/2018	270	99.30	
1453987	1831634	6/13/2018	270	75.00	
1453952	1831603	6/13/2018	270	69.88	
1453899	1831554	6/13/2018	270	50.00	
1453992	1831639	6/13/2018	270	40.00	
1453847	1831511	6/13/2018	270	27.13	
1453900	1831555	6/13/2018	270	22.80	
1453901	1831556	6/13/2018	270	22.80	
1453902	1831557	6/13/2018	270	14.40	
1453963	1831607	6/13/2018	270	1.00	
1453842	1831507	6/13/2018	270	0.43	
1453227	CD ACH Bank Trans	6/13/2018	270		739,000.00
1453879	DFA EFT REV 6-13-	6/13/2018	270		21,448.34
1453822	182700601	6/13/2018	270		54,198,404.75
1453823	182700602	6/13/2018	270		10,116,988.01
1453843	182700603	6/13/2018	270		53,448,604.45
1453944	182700606	6/13/2018	270		10,301,426.47
1453957	Various chargeback:	6/13/2018	270		693.00
1454416	1831757	6/14/2018	270	60,282,192.99	
1454311	182700607 AIRS TA	6/14/2018	270	45,680,449.51	
1454455	183000605	6/14/2018	270	21,000,000.00	
1454405	1831776	6/14/2018	270	18,484,002.74	
1454449	1831751	6/14/2018	270	12,966,527.73	
1454345	1831682	6/14/2018	270	558,217.91	
1454414	1831778	6/14/2018	270	439,441.08	
1454429	1831759	6/14/2018	270	289,092.00	
1454379	1831760	6/14/2018	270	180,353.33	
1454446	1831752	6/14/2018	270	169,604.30	
1454431	1831695	6/14/2018	270	140,189.60	
1454407	1831762	6/14/2018	270	129,058.12	
1454408	1831763	6/14/2018	270	120,668.63	
1454426	1831758	6/14/2018	270	118,065.36	
1454388	1831706	6/14/2018	270	83,726.98	
1454384	1831699	6/14/2018	270	83,000.00	
1454337	1831678	6/14/2018	270	73,702.11	
1454406	1831761	6/14/2018	270	54,202.86	
1454380	1831694	6/14/2018	270	45,063.26	
1454312	182700608 AIRS TA	6/14/2018	270	39,682.77	
1454412	1831764	6/14/2018	270	36,442.66	
1454326	1831665	6/14/2018	270	31,310.00	
1454317	182700611 AIRS D€	6/14/2018	270	28,100.00	
1454415	1831765	6/14/2018	270	27,621.91	
1454410	1831777	6/14/2018	270	25,599.89	

Run Date: 6/29/2018
 Run Time: 6:24:16PM

Demand Account Activity

Start Date: 7/1/2017 End Date: 6/29/2018

Page: 390
 User: 0

Jnl. Entry	Ref #	Trx. Date	Ledger	Debit Amount	Credit Amount
1454381	1831696	6/14/2018	270	23,157.00	
1454324	1831664	6/14/2018	270	19,002.13	
1454382	1831697	6/14/2018	270	13,443.26	
1454350	1831684	6/14/2018	270	12,250.00	
1454343	1831681	6/14/2018	270	11,621.70	
1454417	1831766	6/14/2018	270	10,554.64	
1454331	1831668	6/14/2018	270	10,145.00	
1454404	1831753	6/14/2018	270	9,551.71	
1454335	1831673	6/14/2018	270	8,603.00	
1454334	1831672	6/14/2018	270	7,147.50	
1454338	1831686	6/14/2018	270	6,939.00	
1454420	1831768	6/14/2018	270	6,287.70	
1454328	1831677	6/14/2018	270	4,912.03	
1454316	182700610 AIRS DE	6/14/2018	270	4,687.23	
1454322	1831669	6/14/2018	270	4,643.00	
1454409	1831754	6/14/2018	270	4,159.35	
1454423	1831770	6/14/2018	270	3,659.00	
1454329	1831667	6/14/2018	270	3,569.00	
1454339	1831679	6/14/2018	270	3,064.00	
1454336	1831685	6/14/2018	270	2,360.00	
1454314	182700609 AIRS DE	6/14/2018	270	2,211.77	
1454425	1831781	6/14/2018	270	2,210.00	
1454411	1831755	6/14/2018	270	1,978.38	
1454327	1831666	6/14/2018	270	1,860.00	
1454383	1831698	6/14/2018	270	1,600.00	
1454399	1831772	6/14/2018	270	1,560.00	
1454419	1831767	6/14/2018	270	1,501.38	
1454413	1831756	6/14/2018	270	1,051.11	
1454341	1831688	6/14/2018	270	1,023.00	
1454342	1831680	6/14/2018	270	754.00	
1454340	1831687	6/14/2018	270	570.00	
1454333	1831671	6/14/2018	270	540.00	
1454400	1831773	6/14/2018	270	500.00	
1454401	1831774	6/14/2018	270	477.12	
1454418	1831779	6/14/2018	270	470.00	
1454398	1831771	6/14/2018	270	433.49	
1454330	1831670	6/14/2018	270	430.00	
1454385	1831700	6/14/2018	270	420.00	
1454323	1831663	6/14/2018	270	345.00	
1454421	1831780	6/14/2018	270	322.50	
1454422	1831769	6/14/2018	270	204.69	
1454344	1831689	6/14/2018	270	160.00	
1454402	1831775	6/14/2018	270	89.96	
1454346	1831690	6/14/2018	270	53.20	
1454347	1831691	6/14/2018	270	53.20	
1454386	1831701	6/14/2018	270	43.60	
1454352	1831692	6/14/2018	270	33.60	
1454315	1831662	6/14/2018	270	30.00	
1454349	1831683	6/14/2018	270	5.32	
1453996	CD ACH Bank Trans	6/14/2018	270		957,000.00
1454359	DFA EFT REV 6/14/	6/14/2018	270		5,544.51
1454304	182700601	6/14/2018	270		6,352,003.30
1454320	182700602	6/14/2018	270		100,973,402.47
1454356	182700605	6/14/2018	270		53,001,335.88
1454840	182700605	6/15/2018	270	116,332,536.84	
1454832	183000603	6/15/2018	270	21,000,000.00	

Run Date: 6/29/2018
 Run Time: 6:24:16PM

Demand Account Activity

Start Date: 7/1/2017 End Date: 6/29/2018

Page: 391
 User: 0

Jnl. Entry	Ref #	Trx. Date	Ledger	Debit Amount	Credit Amount
1454855	182700607 AIRS TA	6/15/2018	270	20,637,688.34	
1454480	CD ACH Bank Trans	6/15/2018	270	20,385,000.00	
1454861	1831841	6/15/2018	270	13,500,673.86	
1455025	1831955	6/15/2018	270	13,364,682.56	
1454878	1831844	6/15/2018	270	4,907,702.92	
1455021	1831960	6/15/2018	270	2,671,592.41	
1455041	1831978	6/15/2018	270	1,829,200.06	
1455027	1831961	6/15/2018	270	1,609,367.07	
1454835	182300601	6/15/2018	270	1,000,000.00	
1454869	1831831	6/15/2018	270	702,161.90	
1454837	182700604	6/15/2018	270	643,988.41	
1455039	1831976	6/15/2018	270	332,000.00	
1455019	1831953	6/15/2018	270	313,508.52	
1454862	1831842	6/15/2018	270	257,389.75	
1455022	1831954	6/15/2018	270	199,009.25	
1455028	1831962	6/15/2018	270	190,827.32	
1455020	1831959	6/15/2018	270	152,411.22	
1454871	1831833	6/15/2018	270	150,868.76	
1454863	182700614	6/15/2018	270	104,426.26	
1455029	1831975	6/15/2018	270	99,336.96	
1454968	1831907	6/15/2018	270	94,040.30	
1454820	1831840	6/15/2018	270	83,325.00	
1454872	1831834	6/15/2018	270	66,139.08	
1454856	182700608 AIRS TA	6/15/2018	270	65,510.80	
1455045	1831980	6/15/2018	270	47,869.69	
1454961	1831900	6/15/2018	270	47,535.34	
1455048	1831981	6/15/2018	270	46,110.29	
1454963	1831902	6/15/2018	270	39,994.92	
1454873	1831835	6/15/2018	270	38,135.71	
1454964	1831903	6/15/2018	270	34,131.42	
1455046	1831985	6/15/2018	270	30,000.00	
1454879	1831845	6/15/2018	270	24,577.36	
1454859	1831827	6/15/2018	270	21,872.06	
1454864	1831828	6/15/2018	270	19,607.54	
1454865	1831843	6/15/2018	270	18,853.20	
1454860	182700611 AIRS DE	6/15/2018	270	14,865.00	
1454874	1831836	6/15/2018	270	10,026.54	
1454870	1831832	6/15/2018	270	9,920.73	
1455006	1831956	6/15/2018	270	9,542.20	
1455017	1831951	6/15/2018	270	8,988.00	
1455040	1831977	6/15/2018	270	7,901.58	
1454845	182700612	6/15/2018	270	7,652.10	
1454826	1831826	6/15/2018	270	7,116.53	
1454962	1831901	6/15/2018	270	6,707.36	
1455030	1831963	6/15/2018	270	5,560.00	
1454965	1831904	6/15/2018	270	5,493.95	
1454875	1831837	6/15/2018	270	5,035.21	
1454967	1831906	6/15/2018	270	4,443.84	
1454868	1831830	6/15/2018	270	4,373.00	
1454943	1831882	6/15/2018	270	4,202.00	
1454966	1831905	6/15/2018	270	3,762.20	
1454858	182700610 AIRS DE	6/15/2018	270	3,247.29	
1454970	1831909	6/15/2018	270	2,570.00	
1454880	1831846	6/15/2018	270	2,500.00	
1455032	1831965	6/15/2018	270	2,490.00	
1454833	182700601	6/15/2018	270	1,922.11	

Run Date: 6/29/2018
 Run Time: 6:24:16PM

Demand Account Activity

Start Date: 7/1/2017 End Date: 6/29/2018

Page: 392
 User: 0

Jnl. Entry	Ref #	Trx. Date	Ledger	Debit Amount	Credit Amount
1455008	1831957	6/15/2018	270	1,916.77	
1454876	1831838	6/15/2018	270	1,785.46	
1454944	1831883	6/15/2018	270	1,691.00	
1454969	1831908	6/15/2018	270	1,312.50	
1454945	1831884	6/15/2018	270	1,278.00	
1455016	1831950	6/15/2018	270	1,212.60	
1454946	1831885	6/15/2018	270	1,197.00	
1455018	1831952	6/15/2018	270	1,072.33	
1455031	1831964	6/15/2018	270	1,070.00	
1455034	1831967	6/15/2018	270	996.00	
1454947	1831886	6/15/2018	270	872.50	
1454877	1831839	6/15/2018	270	592.08	
1455014	1831958	6/15/2018	270	536.01	
1454948	1831887	6/15/2018	270	503.00	
1454949	1831888	6/15/2018	270	467.50	
1454950	1831889	6/15/2018	270	438.50	
1454857	182700609 AIRS DE	6/15/2018	270	396.54	
1454951	1831890	6/15/2018	270	329.00	
1454952	1831891	6/15/2018	270	263.00	
1455033	1831966	6/15/2018	270	200.00	
1454953	1831892	6/15/2018	270	195.00	
1455043	1831979	6/15/2018	270	193.90	
1454954	1831893	6/15/2018	270	165.00	
1454955	1831894	6/15/2018	270	160.00	
1454866	1831829	6/15/2018	270	138.00	
1454956	1831895	6/15/2018	270	120.00	
1455051	1831968	6/15/2018	270	120.00	
1455047	1831986	6/15/2018	270	72.52	
1454957	1831896	6/15/2018	270	70.00	
1454958	1831897	6/15/2018	270	50.00	
1455044	1831984	6/15/2018	270	45.56	
1454972	1831910	6/15/2018	270	42.00	
1454959	1831898	6/15/2018	270	40.00	
1455005	1831970	6/15/2018	270	38.00	
1455023	1831969	6/15/2018	270	38.00	
1454960	1831899	6/15/2018	270	30.00	
1455049	1831987	6/15/2018	270	28.83	
1455009	1831971	6/15/2018	270	24.00	
1455010	1831982	6/15/2018	270	4.25	
1455042	1831983	6/15/2018	270	4.25	
1454479	CD ACH Bank Trans	6/15/2018	270		728,000.00
1454936	DFA EFT REV 6-15-	6/15/2018	270		12,049.53
1454834	182700602	6/15/2018	270		13,758,063.61
1454836	182700603	6/15/2018	270		6,448,589.14
1454844	182700606	6/15/2018	270		7,652.10
1454846	182700613	6/15/2018	270		59,000,000.00
1454915	182700615	6/15/2018	270		140,146,531.89
1455521	182700607 AIRS TA	6/18/2018	270	124,224,437.99	
1455590	1832106	6/18/2018	270	12,319,377.64	
1455525	183000604	6/18/2018	270	11,000,000.00	
1455554	183980605	6/18/2018	270	6,780,450.51	
1455568	1832066	6/18/2018	270	729,968.19	
1455592	1832080	6/18/2018	270	416,282.01	
1455588	1832104	6/18/2018	270	354,347.98	
1455617	1832114	6/18/2018	270	350,000.00	
1455571	1832067	6/18/2018	270	311,989.90	

Run Date: 6/29/2018
 Run Time: 6:24:16PM

Demand Account Activity

Start Date: 7/1/2017 End Date: 6/29/2018

Page: 393
 User: 0

Jnl. Entry	Ref #	Trx. Date	Ledger	Debit Amount	Credit Amount
1455579	1832073	6/18/2018	270	255,700.00	
1455578	1832072	6/18/2018	270	252,918.56	
1455573	1832068	6/18/2018	270	200,714.37	
1455507	1832042	6/18/2018	270	104,930.41	
1455575	1832069	6/18/2018	270	71,986.78	
1455600	1832084	6/18/2018	270	58,701.34	
1455482	1832007	6/18/2018	270	57,645.04	
1455584	1832090	6/18/2018	270	52,684.87	
1455481	1832006	6/18/2018	270	51,493.89	
1455607	1832101	6/18/2018	270	48,144.26	
1455566	1832065	6/18/2018	270	43,702.38	
1455597	1832082	6/18/2018	270	33,752.21	
1455476	1832021	6/18/2018	270	32,653.56	
1455505	1832041	6/18/2018	270	26,323.34	
1455524	182700610 AIRS D€	6/18/2018	270	25,450.00	
1455577	1832071	6/18/2018	270	23,471.40	
1455067	1832015	6/18/2018	270	20,050.01	
1455477	1832004	6/18/2018	270	18,179.55	
1455472	1832001	6/18/2018	270	15,575.00	
1455598	1832083	6/18/2018	270	14,073.38	
1455485	1832010	6/18/2018	270	13,995.00	
1455523	182700609 AIRS D€	6/18/2018	270	10,390.55	
1455483	1832008	6/18/2018	270	10,155.00	
1455576	1832070	6/18/2018	270	9,821.68	
1455616	1832113	6/18/2018	270	9,598.47	
1455478	1832022	6/18/2018	270	9,323.01	
1455522	182700608 AIRS TA	6/18/2018	270	7,459.86	
1455587	1832103	6/18/2018	270	7,004.25	
1455504	1832040	6/18/2018	270	4,495.00	
1455586	1832102	6/18/2018	270	4,380.00	
1455581	1832088	6/18/2018	270	3,670.60	
1455474	1832002	6/18/2018	270	3,535.00	
1455486	1832011	6/18/2018	270	3,290.00	
1455596	1832079	6/18/2018	270	3,205.00	
1455502	1832038	6/18/2018	270	3,125.00	
1455479	1832005	6/18/2018	270	3,116.00	
1455601	1832085	6/18/2018	270	2,303.65	
1455473	1832020	6/18/2018	270	2,260.10	
1455484	1832009	6/18/2018	270	2,170.00	
1455589	1832105	6/18/2018	270	1,861.60	
1455291	1832016	6/18/2018	270	1,504.54	
1455536	183980601	6/18/2018	270	1,399.06	
1455543	183980603	6/18/2018	270	1,392.42	
1455307	1832017	6/18/2018	270	1,368.62	
1455527	182700602	6/18/2018	270	1,096.00	
1455594	1832078	6/18/2018	270	955.00	
1455503	1832039	6/18/2018	270	860.00	
1455492	1832036	6/18/2018	270	790.00	
1455595	1832081	6/18/2018	270	485.00	
1455468	1832018	6/18/2018	270	441.00	
1455469	1832019	6/18/2018	270	436.75	
1455058	1832012	6/18/2018	270	420.00	
1455475	1832003	6/18/2018	270	300.00	
1455499	1832037	6/18/2018	270	250.00	
1455065	1832013	6/18/2018	270	160.00	
1455582	1832089	6/18/2018	270	123.40	

Run Date: 6/29/2018
 Run Time: 6:24:16PM

Demand Account Activity

Page: 394
 User: 0

Start Date: 7/1/2017 End Date: 6/29/2018

Jnl. Entry	Ref #	Trx. Date	Ledger	Debit Amount	Credit Amount
1455609	1832109	6/18/2018	270	100.00	
1455500	1832035	6/18/2018	270	90.00	
1455496	1832032	6/18/2018	270	30.40	
1455497	1832033	6/18/2018	270	30.40	
1455498	1832034	6/18/2018	270	19.20	
1455528	182700603	6/18/2018	270	13.00	
1455495	1832031	6/18/2018	270	8.50	
1455066	1832014	6/18/2018	270	8.00	
1455061	CD ACH Bank Trans	6/18/2018	270		1,645,000.00
1455534	8007751 EFT REV C	6/18/2018	270		28,392.07
1455526	182700601	6/18/2018	270		9,183,052.99
1455547	182700604	6/18/2018	270		1,392.42
1455558	182700604	6/18/2018	270		130,000,000.00
1455611	182700605	6/18/2018	270		18,028,658.23
1455614	182700606	6/18/2018	270		1,000,000.00
1455935	182700607 AIRS TA	6/19/2018	270	73,076,379.08	
1455979	183980601	6/19/2018	270	40,000,000.00	
1455974	183000604	6/19/2018	270	12,000,000.00	
1455955	1832150	6/19/2018	270	2,087,757.50	
1455953	1832149	6/19/2018	270	1,835,342.50	
1456076	1832240	6/19/2018	270	1,231,066.19	
1456048	1832250	6/19/2018	270	968,509.33	
1456091	1832247	6/19/2018	270	616,000.00	
1456108	1832259	6/19/2018	270	572,857.39	
1456033	1832191	6/19/2018	270	536,427.40	
1456094	1832251	6/19/2018	270	468,600.74	
1456115	1832269	6/19/2018	270	452,460.76	
1456025	1832184	6/19/2018	270	414,640.92	
1455968	1832139	6/19/2018	270	387,160.60	
1455631	CD ACH Bank Trans	6/19/2018	270	330,000.00	
1455976	1832153	6/19/2018	270	310,000.00	
1455994	1832165	6/19/2018	270	210,165.80	
1456088	1832244	6/19/2018	270	187,370.08	
1456026	1832185	6/19/2018	270	174,159.64	
1456024	1832183	6/19/2018	270	143,754.10	
1456028	1832187	6/19/2018	270	140,275.26	
1455950	1832127	6/19/2018	270	121,843.56	
1456100	1832263	6/19/2018	270	98,455.99	
1456103	1832254	6/19/2018	270	76,884.18	
1455970	1832140	6/19/2018	270	62,150.22	
1456030	1832188	6/19/2018	270	59,769.07	
1456092	1832248	6/19/2018	270	38,363.01	
1455936	182700608 AIRS TA	6/19/2018	270	33,540.64	
1455971	1832141	6/19/2018	270	32,399.10	
1456027	1832186	6/19/2018	270	32,109.47	
1455975	1832152	6/19/2018	270	30,647.10	
1455939	182700611 AIRS DE	6/19/2018	270	26,815.00	
1455952	1832128	6/19/2018	270	24,118.65	
1456106	1832257	6/19/2018	270	18,115.00	
1455959	1832133	6/19/2018	270	17,161.38	
1456004	182700604	6/19/2018	270	15,883.61	
1455966	1832137	6/19/2018	270	14,790.06	
1455972	1832142	6/19/2018	270	12,000.00	
1456015	183980604	6/19/2018	270	10,011.07	
1455996	1832166	6/19/2018	270	8,044.74	
1456101	1832264	6/19/2018	270	7,108.87	

Run Date: 6/29/2018
 Run Time: 6:24:16PM

Demand Account Activity

Start Date: 7/1/2017 End Date: 6/29/2018

Page: 395
 User: 0

Jnl. Entry	Ref #	Trx. Date	Ledger	Debit Amount	Credit Amount
1455998	1832167	6/19/2018	270	5,702.65	
1455973	1832151	6/19/2018	270	5,566.27	
1456021	1832180	6/19/2018	270	5,345.00	
1456031	1832189	6/19/2018	270	4,728.58	
1456105	1832256	6/19/2018	270	3,711.00	
1455999	1832168	6/19/2018	270	3,580.00	
1456107	1832258	6/19/2018	270	3,195.69	
1456099	1832262	6/19/2018	270	3,176.42	
1456086	1832242	6/19/2018	270	2,894.05	
1455965	1832138	6/19/2018	270	2,555.27	
1455938	182700610 AIRS DE	6/19/2018	270	2,218.65	
1456098	1832261	6/19/2018	270	2,089.59	
1456032	1832190	6/19/2018	270	2,035.32	
1456087	1832243	6/19/2018	270	1,935.25	
1456022	1832181	6/19/2018	270	1,911.06	
1456018	1832178	6/19/2018	270	1,882.00	
1456003	1832169	6/19/2018	270	1,800.00	
1456093	1832249	6/19/2018	270	1,425.41	
1456020	1832179	6/19/2018	270	1,030.00	
1456023	1832182	6/19/2018	270	1,007.91	
1455977	1832154	6/19/2018	270	950.00	
1456095	1832260	6/19/2018	270	842.42	
1455948	1832125	6/19/2018	270	780.00	
1456089	1832245	6/19/2018	270	761.30	
1455961	1832134	6/19/2018	270	727.58	
1455941	182700602	6/19/2018	270	710.11	
1456014	1832176	6/19/2018	270	614.00	
1456005	1832170	6/19/2018	270	592.50	
1455958	1832132	6/19/2018	270	420.00	
1455962	1832135	6/19/2018	270	399.00	
1455964	1832136	6/19/2018	270	300.00	
1455949	1832126	6/19/2018	270	180.00	
1455937	182700609 AIRS DE	6/19/2018	270	171.04	
1456017	1832177	6/19/2018	270	160.00	
1456090	1832246	6/19/2018	270	158.24	
1455954	1832129	6/19/2018	270	100.00	
1456104	1832255	6/19/2018	270	100.00	
1456013	1832175	6/19/2018	270	90.00	
1456011	1832174	6/19/2018	270	82.00	
1456080	1832241	6/19/2018	270	80.00	
1456007	1832171	6/19/2018	270	38.00	
1456008	1832172	6/19/2018	270	38.00	
1455957	1832131	6/19/2018	270	30.00	
1455956	1832130	6/19/2018	270	29.75	
1456010	1832173	6/19/2018	270	24.00	
1455630	CD ACH Bank Trans	6/19/2018	270		1,369,000.00
1455963	182700601	6/19/2018	270		1,660.00
1455980	DFA EFT REV 6/19/	6/19/2018	270		59,088.17
1455940	182700601	6/19/2018	270		10,158,621.72
1455995	182700603	6/19/2018	270		2,495,500.00
1456006	182700605	6/19/2018	270		15,883.61
1456019	182700605	6/19/2018	270		95,000,000.00
1456040	182700606	6/19/2018	270		27,578,613.51
1456140	182700607 AIRS TA	6/20/2018	270	36,104,611.24	
1456795	183000604	6/20/2018	270	14,000,000.00	
1456787	1832300	6/20/2018	270	9,688,767.24	

Run Date: 6/29/2018
 Run Time: 6:24:16PM

Demand Account Activity

Page: 396
 User: 0

Start Date: 7/1/2017 End Date: 6/29/2018

Jnl. Entry	Ref #	Trx. Date	Ledger	Debit Amount	Credit Amount
1456773	1832295	6/20/2018	270	5,094,820.17	
1456862	1832386	6/20/2018	270	2,398,371.77	
1456867	1832391	6/20/2018	270	1,664,534.49	
1456883	1832416	6/20/2018	270	1,215,220.21	
1456817	1832347	6/20/2018	270	1,179,786.00	
1456851	1832387	6/20/2018	270	892,462.34	
1456881	1832413	6/20/2018	270	810,958.56	
1456864	1832388	6/20/2018	270	600,009.19	
1456865	1832389	6/20/2018	270	578,068.09	
1456891	1832390	6/20/2018	270	550,000.00	
1456780	1832321	6/20/2018	270	506,713.00	
1456915	1832435	6/20/2018	270	319,601.42	
1456760	1832286	6/20/2018	270	245,639.52	
1456879	1832412	6/20/2018	270	129,750.60	
1456889	1832392	6/20/2018	270	108,933.02	
1456776	1832296	6/20/2018	270	101,270.00	
1456868	1832403	6/20/2018	270	85,692.60	
1456854	1832385	6/20/2018	270	76,086.16	
1456880	1832401	6/20/2018	270	68,914.55	
1456767	1832316	6/20/2018	270	66,095.01	
1456828	1832352	6/20/2018	270	62,027.00	
1456769	1832317	6/20/2018	270	60,333.94	
1456870	1832405	6/20/2018	270	57,631.00	
1456144	182700610 AIRS DE	6/20/2018	270	46,137.13	
1456772	1832318	6/20/2018	270	42,296.01	
1456869	1832404	6/20/2018	270	39,211.20	
1456775	1832319	6/20/2018	270	38,420.70	
1456778	1832320	6/20/2018	270	37,694.58	
1456759	1832285	6/20/2018	270	37,144.46	
1456756	1832284	6/20/2018	270	36,125.74	
1456797	1832311	6/20/2018	270	33,584.01	
1456860	1832381	6/20/2018	270	33,156.29	
1456818	1832402	6/20/2018	270	31,974.60	
1456142	182700608 AIRS TA	6/20/2018	270	30,652.56	
1456145	182700611 AIRS DE	6/20/2018	270	26,950.00	
1456754	1832283	6/20/2018	270	26,692.00	
1456875	1832399	6/20/2018	270	23,187.61	
1456900	1832426	6/20/2018	270	22,781.54	
1456799	1832312	6/20/2018	270	18,822.66	
1456783	1832313	6/20/2018	270	14,199.70	
1456777	1832297	6/20/2018	270	13,475.15	
1456786	1832314	6/20/2018	270	13,135.76	
1456790	1832301	6/20/2018	270	13,006.18	
1456878	1832400	6/20/2018	270	11,702.01	
1456124	1832315	6/20/2018	270	10,048.13	
1456794	1832309	6/20/2018	270	8,793.77	
1456800	1832384	6/20/2018	270	8,318.92	
1456873	1832408	6/20/2018	270	8,167.00	
1456792	1832308	6/20/2018	270	7,643.24	
1456796	1832310	6/20/2018	270	6,767.08	
1456876	1832410	6/20/2018	270	6,466.88	
1456816	1832346	6/20/2018	270	6,195.00	
1456751	182700602	6/20/2018	270	4,799.05	
1456782	1832304	6/20/2018	270	4,530.00	
1456785	1832305	6/20/2018	270	4,454.01	
1456812	1832342	6/20/2018	270	3,252.00	

Run Date: 6/29/2018
 Run Time: 6:24:16PM

Demand Account Activity

Start Date: 7/1/2017 End Date: 6/29/2018

Page: 397
 User: 0

Jnl. Entry	Ref #	Trx. Date	Ledger	Debit Amount	Credit Amount
1456912	1832433	6/20/2018	270	2,813.00	
1456793	1832326	6/20/2018	270	2,809.58	
1456894	1832397	6/20/2018	270	2,730.00	
1456788	1832306	6/20/2018	270	2,626.50	
1456791	1832307	6/20/2018	270	2,309.42	
1456913	1832434	6/20/2018	270	2,152.50	
1456765	1832291	6/20/2018	270	1,870.00	
1456893	1832396	6/20/2018	270	1,580.00	
1456877	1832411	6/20/2018	270	1,260.00	
1456814	1832344	6/20/2018	270	1,212.00	
1456815	1832345	6/20/2018	270	1,170.00	
1456774	1832302	6/20/2018	270	1,155.00	
1456766	1832292	6/20/2018	270	960.00	
1456781	1832298	6/20/2018	270	775.00	
1456871	1832406	6/20/2018	270	764.54	
1456872	1832407	6/20/2018	270	683.44	
1456770	1832294	6/20/2018	270	645.00	
1456779	1832303	6/20/2018	270	510.62	
1456768	1832293	6/20/2018	270	495.00	
1456874	1832409	6/20/2018	270	277.50	
1456811	1832341	6/20/2018	270	260.00	
1456143	182700609 AIRS DE	6/20/2018	270	198.35	
1456908	1832382	6/20/2018	270	193.90	
1456784	1832299	6/20/2018	270	120.00	
1456813	1832343	6/20/2018	270	120.00	
1456805	1832338	6/20/2018	270	68.40	
1456808	1832339	6/20/2018	270	68.40	
1456861	1832383	6/20/2018	270	62.65	
1456863	1832398	6/20/2018	270	55.00	
1456810	1832340	6/20/2018	270	43.20	
1456764	1832290	6/20/2018	270	17.91	
1456763	1832289	6/20/2018	270	2.71	
1456762	1832288	6/20/2018	270	2.63	
1456761	1832287	6/20/2018	270	1.95	
1456130	CD ACH Bank Trans	6/20/2018	270		2,736,000.00
1456821	DFA EFT REV 6/20/	6/20/2018	270		9,862.47
1456898	182700605	6/20/2018	270		11,369,744.53
1456750	182700601	6/20/2018	270		6,471,801.77
1456752	182700603	6/20/2018	270		9,688,767.24
1456822	182700604	6/20/2018	270		45,000,000.00
1456918	182700606	6/20/2018	270		2,000,000.00
1458189	CD ACH Bank Trans	6/21/2018	270	101,000,000.00	
1458206	182700607 AIRS TA	6/21/2018	270	86,375,786.95	
1458345	1832554	6/21/2018	270	58,633,121.60	
1458272	183000604	6/21/2018	270	25,000,000.00	
1458243	182300601	6/21/2018	270	18,000,000.00	
1458331	183980604	6/21/2018	270	11,500,000.00	
1458245	1832475	6/21/2018	270	3,967,650.00	
1458244	1832474	6/21/2018	270	3,796,505.00	
1458239	1832467	6/21/2018	270	1,929,982.00	
1458343	1832553	6/21/2018	270	1,088,401.60	
1458227	1832461	6/21/2018	270	977,783.98	
1458347	1832557	6/21/2018	270	847,560.03	
1458219	1832453	6/21/2018	270	722,662.87	
1458330	1832548	6/21/2018	270	413,673.35	
1458348	1832569	6/21/2018	270	369,659.90	

Run Date: 6/29/2018
Run Time: 6:24:16PM

Demand Account Activity

Start Date: 7/1/2017 End Date: 6/29/2018

Page: 398
User: 0

Jnl. Entry	Ref #	Trx. Date	Ledger	Debit Amount	Credit Amount
1458310	1832555	6/21/2018	270	355,655.21	
1458237	1832466	6/21/2018	270	173,639.05	
1458346	1832556	6/21/2018	270	99,294.85	
1458359	1832566	6/21/2018	270	95,200.16	
1458254	1832489	6/21/2018	270	84,550.78	
1458394	1832601	6/21/2018	270	74,323.92	
1458210	182700608 AIRS DE	6/21/2018	270	56,065.11	
1458340	1832552	6/21/2018	270	50,837.53	
1458232	1832465	6/21/2018	270	50,271.40	
1458372	1832590	6/21/2018	270	49,890.12	
1458375	1832585	6/21/2018	270	46,492.95	
1458383	1832589	6/21/2018	270	45,896.58	
1458381	1832588	6/21/2018	270	43,174.26	
1458269	1832499	6/21/2018	270	31,420.85	
1458295	1832520	6/21/2018	270	29,208.40	
1458313	1832558	6/21/2018	270	26,640.42	
1458293	1832519	6/21/2018	270	23,993.75	
1458238	1832470	6/21/2018	270	22,745.00	
1458270	1832500	6/21/2018	270	20,337.71	
1458235	182700611 AIRS DE	6/21/2018	270	19,100.00	
1458292	1832518	6/21/2018	270	18,026.13	
1458339	1832560	6/21/2018	270	16,487.04	
1458360	1832567	6/21/2018	270	12,624.90	
1458268	1832498	6/21/2018	270	10,655.00	
1458361	1832568	6/21/2018	270	10,636.35	
1458230	1832464	6/21/2018	270	10,541.67	
1458291	1832517	6/21/2018	270	8,168.17	
1458233	182700610 AIRS DE	6/21/2018	270	7,358.06	
1458225	1832459	6/21/2018	270	7,281.40	
1458335	1832550	6/21/2018	270	7,176.87	
1458265	1832496	6/21/2018	270	6,377.00	
1458338	1832551	6/21/2018	270	4,066.35	
1458337	1832559	6/21/2018	270	4,030.00	
1458388	1832594	6/21/2018	270	3,330.00	
1458378	1832587	6/21/2018	270	3,100.00	
1458276	1832506	6/21/2018	270	2,858.80	
1458290	1832516	6/21/2018	270	2,713.50	
1458357	1832564	6/21/2018	270	2,545.89	
1458377	1832586	6/21/2018	270	2,320.00	
1458376	1832591	6/21/2018	270	2,274.00	
1458267	1832497	6/21/2018	270	2,080.00	
1458328	1832547	6/21/2018	270	2,055.50	
1458355	1832563	6/21/2018	270	2,020.99	
1458224	1832458	6/21/2018	270	1,899.08	
1458271	1832503	6/21/2018	270	1,692.00	
1458274	1832504	6/21/2018	270	1,505.00	
1458326	1832546	6/21/2018	270	1,460.00	
1458273	183980601	6/21/2018	270	1,429.69	
1458365	1832584	6/21/2018	270	1,200.00	
1458275	1832505	6/21/2018	270	1,148.81	
1458213	1832447	6/21/2018	270	850.00	
1458307	1832535	6/21/2018	270	692.64	
1458262	1832494	6/21/2018	270	681.00	
1458264	1832495	6/21/2018	270	510.00	
1458302	1832530	6/21/2018	270	470.00	
1458283	1832512	6/21/2018	270	445.00	

Run Date: 6/29/2018
 Run Time: 6:24:16PM

Demand Account Activity

Start Date: 7/1/2017 End Date: 6/29/2018

Page: 399
 User: 0

Jnl. Entry	Ref #	Trx. Date	Ledger	Debit Amount	Credit Amount
1458379	1832592	6/21/2018	270	436.00	
1458284	1832513	6/21/2018	270	402.00	
1458222	1832456	6/21/2018	270	360.00	
1458305	1832533	6/21/2018	270	335.75	
1458384	1832593	6/21/2018	270	320.00	
1458285	1832514	6/21/2018	270	310.00	
1458287	1832515	6/21/2018	270	295.00	
1458231	182700609 AIRS DE	6/21/2018	270	290.44	
1458278	1832508	6/21/2018	270	275.00	
1458306	1832534	6/21/2018	270	249.02	
1458218	1832452	6/21/2018	270	150.00	
1458279	1832509	6/21/2018	270	145.00	
1458280	1832510	6/21/2018	270	137.00	
1458358	1832565	6/21/2018	270	136.83	
1458228	1832462	6/21/2018	270	126.00	
1458260	1832493	6/21/2018	270	90.00	
1458242	182700602	6/21/2018	270	90.00	
1458282	1832511	6/21/2018	270	85.00	
1458215	1832449	6/21/2018	270	75.00	
1458216	1832450	6/21/2018	270	75.00	
1458217	1832451	6/21/2018	270	75.00	
1458223	1832457	6/21/2018	270	75.00	
1458229	1832463	6/21/2018	270	72.52	
1458214	1832448	6/21/2018	270	70.00	
1458277	1832507	6/21/2018	270	68.00	
1458226	1832460	6/21/2018	270	52.96	
1458212	1832446	6/21/2018	270	50.00	
1458221	1832455	6/21/2018	270	30.24	
1458255	1832490	6/21/2018	270	15.20	
1458257	1832491	6/21/2018	270	15.20	
1458258	1832492	6/21/2018	270	9.60	
1458304	1832532	6/21/2018	270	7.35	
1458220	1832454	6/21/2018	270	4.25	
1458303	1832531	6/21/2018	270	3.78	
1458299	1832529	6/21/2018	270	1.06	
1458333	1832549	6/21/2018	270	0.01	
1458188	CD ACH Bank Trans	6/21/2018	270		4,565,000.00
1458289	DFA EFT REV 6/21/	6/21/2018	270		63,175.12
1458240	182700601	6/21/2018	270		7,863,862.69
1458321	182700603	6/21/2018	270		14,848,958.33
1458336	182700606	6/21/2018	270		272,000,000.00
1458373	182700612	6/21/2018	270		16,582,231.56
1458796	183980603	6/22/2018	270	187,500,000.00	
1458875	182700607 AIRS TA	6/22/2018	270	82,868,638.40	
1458832	183000603	6/22/2018	270	25,000,000.00	
1458746	1832620	6/22/2018	270	4,071,777.26	
1458792	183980601	6/22/2018	270	2,183,718.86	
1458830	1832698	6/22/2018	270	2,092,528.27	
1458760	1832628	6/22/2018	270	2,000,000.00	
1458827	182300601	6/22/2018	270	1,000,000.00	
1458946	1832682	6/22/2018	270	947,678.41	
1458918	1832699	6/22/2018	270	797,572.27	
1458723	CD ACH Bank Trans	6/22/2018	270	790,000.00	
1458956	1832723	6/22/2018	270	166,001.33	
1458920	1832701	6/22/2018	270	115,063.00	
1458919	1832700	6/22/2018	270	102,548.51	

Run Date: 6/29/2018
Run Time: 6:24:16PM

Demand Account Activity

Start Date: 7/1/2017 End Date: 6/29/2018

Page: 400
User: 0

Jnl. Entry	Ref #	Trx. Date	Ledger	Debit Amount	Credit Amount
1458755	1832624	6/22/2018	270	98,860.49	
1458952	1832722	6/22/2018	270	88,449.64	
1458922	1832703	6/22/2018	270	83,469.04	
1458757	1832625	6/22/2018	270	80,664.62	
1458941	1832696	6/22/2018	270	77,653.49	
1458877	182700608 AIRS TA	6/22/2018	270	62,727.17	
1458790	1832655	6/22/2018	270	59,818.79	
1458937	1832694	6/22/2018	270	53,316.23	
1458939	1832695	6/22/2018	270	42,005.84	
1458921	1832702	6/22/2018	270	42,001.69	
1458761	1832629	6/22/2018	270	38,141.44	
1458758	1832626	6/22/2018	270	23,069.24	
1458884	182700611 AIRS D€	6/22/2018	270	21,400.00	
1458750	1832622	6/22/2018	270	17,285.14	
1458954	1832684	6/22/2018	270	17,028.49	
1458880	1832719	6/22/2018	270	15,619.05	
1458923	1832704	6/22/2018	270	15,581.40	
1458886	182700612 AIRS D€	6/22/2018	270	8,775.00	
1458745	1832619	6/22/2018	270	8,269.99	
1458777	1832645	6/22/2018	270	8,139.00	
1458882	182700610 AIRS D€	6/22/2018	270	8,007.73	
1458752	1832623	6/22/2018	270	6,419.40	
1458951	1832683	6/22/2018	270	6,306.46	
1458789	1832654	6/22/2018	270	5,650.00	
1458747	1832613	6/22/2018	270	5,573.91	
1458957	1832685	6/22/2018	270	5,510.13	
1458775	1832643	6/22/2018	270	5,020.00	
1458959	1832725	6/22/2018	270	4,398.00	
1458943	1832697	6/22/2018	270	4,140.07	
1458963	1832728	6/22/2018	270	3,416.74	
1458964	1832729	6/22/2018	270	3,228.75	
1458787	1832652	6/22/2018	270	3,025.00	
1458936	1832693	6/22/2018	270	2,969.90	
1458774	1832642	6/22/2018	270	2,590.00	
1458754	1832617	6/22/2018	270	2,500.00	
1458932	1832691	6/22/2018	270	1,976.00	
1458950	1832721	6/22/2018	270	1,853.13	
1458935	1832692	6/22/2018	270	1,797.18	
1458753	1832616	6/22/2018	270	1,599.22	
1458748	1832621	6/22/2018	270	1,377.27	
1458392	1832618	6/22/2018	270	1,235.00	
1458788	1832653	6/22/2018	270	1,100.00	
1458772	1832641	6/22/2018	270	1,082.50	
1458961	1832726	6/22/2018	270	1,030.89	
1458751	1832615	6/22/2018	270	950.00	
1458968	1832732	6/22/2018	270	918.90	
1458958	1832724	6/22/2018	270	881.50	
1458962	1832727	6/22/2018	270	791.00	
1458785	1832650	6/22/2018	270	646.00	
1458776	1832644	6/22/2018	270	380.00	
1458928	1832688	6/22/2018	270	335.00	
1458786	1832651	6/22/2018	270	250.00	
1458930	1832689	6/22/2018	270	230.00	
1458931	1832690	6/22/2018	270	220.00	
1458879	182700609 AIRS D€	6/22/2018	270	203.59	
1458784	1832649	6/22/2018	270	170.00	

Run Date: 6/29/2018
 Run Time: 6:24:16PM

Demand Account Activity

Page: 401
 User: 0

Start Date: 7/1/2017 End Date: 6/29/2018

Jnl. Entry	Ref #	Trx. Date	Ledger	Debit Amount	Credit Amount
1458749	1832614	6/22/2018	270	120.00	
1458926	1832686	6/22/2018	270	87.37	
1458927	1832687	6/22/2018	270	85.00	
1458759	1832627	6/22/2018	270	80.00	
1458971	1832733	6/22/2018	270	45.56	
1458948	1832720	6/22/2018	270	33.95	
1458781	1832646	6/22/2018	270	30.40	
1458782	1832647	6/22/2018	270	30.40	
1458783	1832648	6/22/2018	270	19.20	
1458973	1832734	6/22/2018	270	4.25	
1458722	CD ACH Bank Trans	6/22/2018	270		12,670,000.00
1458389	8007757 EFT REV C	6/22/2018	270		457,595.49
1458793	182700601	6/22/2018	270		2,183,718.86
1458807	182700604	6/22/2018	270		13,924,786.54
1458811	182700605	6/22/2018	270		4,071,777.26
1458812	182700606	6/22/2018	270		3.00
1458840	182700613	6/22/2018	270		94,000,000.00
1458891	182700614	6/22/2018	270		183,755,551.17
1459729	182700627	6/25/2018	270	51,255,954.91	
1459761	182700628	6/25/2018	270	36,000,000.00	
1459625	182700604EFT AIR!	6/25/2018	270	29,228,043.88	
1459633	182700610	6/25/2018	270	20,000,000.00	
1459709	1832862	6/25/2018	270	8,573,634.05	
1459695	1832857	6/25/2018	270	3,296,785.09	
1459688	182700622	6/25/2018	270	2,500,000.00	
1459758	1832885	6/25/2018	270	2,105,670.00	
1459689	1832859	6/25/2018	270	1,421,372.16	
1459619	182700602	6/25/2018	270	1,000,000.00	
1459716	1832872	6/25/2018	270	921,263.33	
1459710	1832863	6/25/2018	270	734,818.00	
1459699	1832871	6/25/2018	270	581,209.74	
1459711	1832864	6/25/2018	270	282,122.19	
1459589	1832777	6/25/2018	270	267,805.85	
1459727	182700626	6/25/2018	270	254,742.28	
1459705	1832860	6/25/2018	270	220,740.58	
1459708	1832861	6/25/2018	270	174,110.91	
1459591	1832778	6/25/2018	270	163,218.00	
1459679	1832836	6/25/2018	270	146,604.04	
1459704	1832852	6/25/2018	270	123,018.08	
1459680	1832837	6/25/2018	270	80,619.28	
1459696	1832858	6/25/2018	270	68,661.97	
1459681	1832838	6/25/2018	270	59,219.19	
1459583	1832775	6/25/2018	270	58,309.72	
1459587	1832776	6/25/2018	270	51,042.90	
1459566	1832766	6/25/2018	270	48,469.34	
1459756	1832884	6/25/2018	270	45,288.70	
1459718	1832873	6/25/2018	270	41,682.18	
1459682	1832839	6/25/2018	270	33,202.26	
1459630	182700608ABCLICC	6/25/2018	270	21,150.00	
1459571	1832770	6/25/2018	270	20,133.92	
1459627	182700605AIRS CC	6/25/2018	270	17,674.30	
1459586	1832769	6/25/2018	270	16,313.65	
1459580	1832768	6/25/2018	270	12,955.63	
1459673	1832831	6/25/2018	270	11,330.18	
1459687	1832843	6/25/2018	270	11,034.33	
1459676	1832834	6/25/2018	270	9,097.52	

Demand Account Activity

Start Date: 7/1/2017 End Date: 6/29/2018

Jnl. Entry	Ref #	Trx. Date	Ledger	Debit Amount	Credit Amount
1459675	1832833	6/25/2018	270	8,766.45	
1459672	1832830	6/25/2018	270	8,164.07	
1459677	1832835	6/25/2018	270	6,980.33	
1459579	1832773	6/25/2018	270	6,828.58	
1459582	1832774	6/25/2018	270	6,243.50	
1459618	1832793	6/25/2018	270	5,540.00	
1459664	1832827	6/25/2018	270	5,289.90	
1459577	1832767	6/25/2018	270	4,944.00	
1459706	1832853	6/25/2018	270	4,296.87	
1459629	182700607IRPCC	6/25/2018	270	3,501.40	
1459663	1832828	6/25/2018	270	3,497.79	
1459671	1832829	6/25/2018	270	3,136.52	
1459674	1832832	6/25/2018	270	3,074.22	
1459683	1832840	6/25/2018	270	2,974.71	
1459693	1832856	6/25/2018	270	2,565.56	
1459575	1832771	6/25/2018	270	2,372.18	
1459659	1832826	6/25/2018	270	2,271.85	
1459616	1832791	6/25/2018	270	2,186.00	
1459641	1832810	6/25/2018	270	2,155.00	
1459576	1832772	6/25/2018	270	1,771.22	
1459617	1832792	6/25/2018	270	1,060.00	
1459624	1832809	6/25/2018	270	1,017.50	
1459726	182700625	6/25/2018	270	1,012.11	
1459612	1832789	6/25/2018	270	821.00	
1459662	1832825	6/25/2018	270	775.00	
1459660	1832823	6/25/2018	270	525.00	
1459628	182700606IFTA CC	6/25/2018	270	384.53	
1459703	1832855	6/25/2018	270	353.51	
1459661	1832824	6/25/2018	270	322.00	
1459648	1832817	6/25/2018	270	250.00	
1459584	1832764	6/25/2018	270	240.00	
1459614	1832790	6/25/2018	270	180.00	
1459650	1832818	6/25/2018	270	155.00	
1459652	1832819	6/25/2018	270	150.00	
1459654	1832820	6/25/2018	270	150.00	
1459656	1832821	6/25/2018	270	150.00	
1459698	1832854	6/25/2018	270	143.48	
1459658	1832822	6/25/2018	270	137.00	
1459585	1832765	6/25/2018	270	101.85	
1459686	1832842	6/25/2018	270	97.35	
1459684	1832841	6/25/2018	270	95.77	
1459643	1832812	6/25/2018	270	70.00	
1459642	1832811	6/25/2018	270	58.81	
1459611	1832788	6/25/2018	270	50.00	
1459644	1832813	6/25/2018	270	35.00	
1459645	1832814	6/25/2018	270	20.00	
1459615	182700601	6/25/2018	270	12.00	
1459646	1832815	6/25/2018	270	12.00	
1459647	1832816	6/25/2018	270	8.00	
1459598	1832785	6/25/2018	270	7.60	
1459609	1832786	6/25/2018	270	7.60	
1459610	1832787	6/25/2018	270	4.80	
1459603	8007758 EFT REV C	6/25/2018	270		44,950.00
1459622	182700609	6/25/2018	270		10,417,860.24
1459724	182700623	6/25/2018	270		1,012.11
1459725	182700624	6/25/2018	270		11,381,000.00

Run Date: 6/29/2018
Run Time: 6:24:16PM

Demand Account Activity

Start Date: 7/1/2017 End Date: 6/29/2018

Page: 403
User: 0

Jnl. Entry	Ref #	Trx. Date	Ledger	Debit Amount	Credit Amount
1459732	182700627	6/25/2018	270		122,553,021.51
1459701	CD ACH Bank Trans	6/25/2018	270		15,000,000.00
1460424	182700607	6/26/2018	270	163,000,000.00	
1460529	182700630	6/26/2018	270	42,000,000.00	
1460415	182700601EFT AIR!	6/26/2018	270	38,589,140.59	
1460438	182700635	6/26/2018	270	17,000,000.00	
1460339	1832932	6/26/2018	270	8,263,463.99	
1460359	1832939	6/26/2018	270	2,138,425.50	
1460361	1832940	6/26/2018	270	1,981,972.50	
1460351	1832926	6/26/2018	270	1,200,000.00	
1460352	1832927	6/26/2018	270	981,000.00	
1460511	1833058	6/26/2018	270	784,668.00	
1460513	1833060	6/26/2018	270	709,340.82	
1460334	CD ACH Bank Trans	6/26/2018	270	630,000.00	
1460441	1833003	6/26/2018	270	290,781.46	
1460430	1832996	6/26/2018	270	261,728.05	
1460349	1832924	6/26/2018	270	195,000.00	
1460338	1832918	6/26/2018	270	188,700.00	
1460512	1833059	6/26/2018	270	162,333.57	
1460319	1832920	6/26/2018	270	160,000.00	
1460481	1833037	6/26/2018	270	129,073.03	
1460348	1832923	6/26/2018	270	120,000.00	
1460382	1832959	6/26/2018	270	102,730.99	
1460483	1833038	6/26/2018	270	69,401.45	
1460328	1832906	6/26/2018	270	68,788.06	
1460509	1833056	6/26/2018	270	68,594.27	
1460377	1832958	6/26/2018	270	67,352.00	
1460369	1832956	6/26/2018	270	59,739.59	
1460510	1833057	6/26/2018	270	58,551.34	
1460317	1832901	6/26/2018	270	56,687.22	
1460416	182700602CC AIRS	6/26/2018	270	41,739.94	
1460418	182700604ABCLICC	6/26/2018	270	41,600.00	
1460478	1833034	6/26/2018	270	39,747.82	
1460371	1832957	6/26/2018	270	29,999.00	
1460320	1832902	6/26/2018	270	26,577.41	
1460335	1832910	6/26/2018	270	25,504.87	
1460516	1833072	6/26/2018	270	22,696.38	
1460519	1833061	6/26/2018	270	21,398.28	
1460337	1832911	6/26/2018	270	21,052.13	
1460347	1832922	6/26/2018	270	20,000.00	
1460366	1832955	6/26/2018	270	19,782.67	
1460486	1833039	6/26/2018	270	17,369.69	
1460315	1832912	6/26/2018	270	16,785.86	
1460515	1833071	6/26/2018	270	14,635.82	
1460343	1832921	6/26/2018	270	14,000.00	
1460376	1832952	6/26/2018	270	9,593.99	
1460332	1832909	6/26/2018	270	9,134.49	
1460508	1833055	6/26/2018	270	8,503.00	
1460323	1832903	6/26/2018	270	7,949.59	
1460395	1832977	6/26/2018	270	7,407.28	
1460360	1832954	6/26/2018	270	6,833.23	
1460440	1833002	6/26/2018	270	6,666.00	
1460417	182700603IRPCC A	6/26/2018	270	6,324.75	
1460494	1833045	6/26/2018	270	6,209.72	
1460321	1832913	6/26/2018	270	6,106.67	
1460325	1832904	6/26/2018	270	5,894.75	

Run Date: 6/29/2018
 Run Time: 6:24:16PM

Demand Account Activity

Start Date: 7/1/2017 End Date: 6/29/2018

Page: 404
 User: 0

Jnl. Entry	Ref #	Trx. Date	Ledger	Debit Amount	Credit Amount
1460394	1832976	6/26/2018	270	5,620.00	
1460482	182700611	6/26/2018	270	4,461.11	
1460373	1832949	6/26/2018	270	3,759.80	
1460353	1832937	6/26/2018	270	3,685.00	
1460341	1832919	6/26/2018	270	3,500.00	
1460350	1832925	6/26/2018	270	3,300.00	
1460324	1832914	6/26/2018	270	3,232.12	
1460502	1833051	6/26/2018	270	3,225.00	
1460505	1833053	6/26/2018	270	2,913.56	
1460331	1832908	6/26/2018	270	2,550.00	
1460392	1832974	6/26/2018	270	2,109.00	
1460326	1832915	6/26/2018	270	2,001.66	
1460484	182700612	6/26/2018	270	1,943.95	
1460330	1832916	6/26/2018	270	1,644.66	
1460479	1833035	6/26/2018	270	1,606.23	
1460374	1832950	6/26/2018	270	1,582.00	
1460435	1833000	6/26/2018	270	1,155.04	
1460358	1832938	6/26/2018	270	1,122.50	
1460393	1832975	6/26/2018	270	1,070.00	
1460501	1833050	6/26/2018	270	1,070.00	
1460500	1833049	6/26/2018	270	950.00	
1460480	1833036	6/26/2018	270	901.50	
1460442	1833004	6/26/2018	270	785.65	
1460375	1832951	6/26/2018	270	770.00	
1460489	1833041	6/26/2018	270	710.00	
1460390	1832972	6/26/2018	270	645.00	
1460370	1832947	6/26/2018	270	593.75	
1460378	1832953	6/26/2018	270	450.00	
1460327	1832905	6/26/2018	270	420.00	
1460336	1832917	6/26/2018	270	399.04	
1460365	1832944	6/26/2018	270	288.44	
1460490	1833042	6/26/2018	270	246.74	
1460367	1832945	6/26/2018	270	210.00	
1460391	1832973	6/26/2018	270	170.00	
1460507	1833054	6/26/2018	270	169.63	
1460362	1832941	6/26/2018	270	159.00	
1460372	1832948	6/26/2018	270	155.00	
1460498	1833048	6/26/2018	270	150.00	
1460492	1833044	6/26/2018	270	130.00	
1460487	1833040	6/26/2018	270	119.46	
1460504	1833052	6/26/2018	270	116.76	
1460368	1832946	6/26/2018	270	76.70	
1460437	1833001	6/26/2018	270	68.88	
1460363	1832942	6/26/2018	270	62.00	
1460364	1832943	6/26/2018	270	62.00	
1460386	1832968	6/26/2018	270	22.80	
1460387	1832969	6/26/2018	270	22.80	
1460497	1833047	6/26/2018	270	21.25	
1460496	1833046	6/26/2018	270	20.00	
1460491	1833043	6/26/2018	270	16.00	
1460388	1832970	6/26/2018	270	14.40	
1460329	1832907	6/26/2018	270	10.51	
1460389	1832971	6/26/2018	270	10.00	
1460434	1833007	6/26/2018	270	2.50	
1460333	CD ACH Bank Trans	6/26/2018	270		69,050,000.00
1460439	8007760 EFT REV C	6/26/2018	270		130,197.48

Run Date: 6/29/2018
 Run Time: 6:24:16PM

Demand Account Activity

Start Date: 7/1/2017 End Date: 6/29/2018

Page: 405
 User: 0

Jnl. Entry	Ref #	Trx. Date	Ledger	Debit Amount	Credit Amount
1460443	8007759 EFT DSM\	6/26/2018	270		750.00
1460420	182700605	6/26/2018	270		16,526,853.76
1460433	182700610	6/26/2018	270		193,971,122.96
1460485	182700613	6/26/2018	270		4,461.11
1461212	182700631	6/27/2018	270	400,000,000.00	
1461054	182700603EFT AIR:	6/27/2018	270	51,339,442.47	
1461187	182700630	6/27/2018	270	20,000,000.00	
1461190	1833209	6/27/2018	270	11,094,355.39	
1461185	182700617	6/27/2018	270	3,038,354.17	
1461196	1833210	6/27/2018	270	994,859.72	
1461049	1833098	6/27/2018	270	966,106.74	
1461046	1833090	6/27/2018	270	664,287.00	
1461128	1833160	6/27/2018	270	625,418.59	
1461079	1833123	6/27/2018	270	506,754.12	
1461198	1833211	6/27/2018	270	491,061.44	
1461048	1833092	6/27/2018	270	406,539.02	
1461130	1833162	6/27/2018	270	297,986.00	
1461183	182700616	6/27/2018	270	277,146.75	
1461044	1833089	6/27/2018	270	208,586.00	
1461129	1833161	6/27/2018	270	208,440.00	
1461050	1833099	6/27/2018	270	190,058.82	
1461116	1833145	6/27/2018	270	173,246.49	
1461068	1833105	6/27/2018	270	156,530.79	
1461039	1833096	6/27/2018	270	146,458.67	
1461189	1833208	6/27/2018	270	126,824.68	
1461078	1833110	6/27/2018	270	117,097.38	
1461211	1833223	6/27/2018	270	100,000.00	
1461117	1833146	6/27/2018	270	78,127.50	
1461070	1833106	6/27/2018	270	73,459.41	
1461047	1833091	6/27/2018	270	66,748.00	
1461045	1833097	6/27/2018	270	59,702.74	
1461073	1833107	6/27/2018	270	57,562.35	
1461074	1833108	6/27/2018	270	55,330.00	
1461218	1833227	6/27/2018	270	50,000.00	
1461222	1833228	6/27/2018	270	50,000.00	
1461181	1833206	6/27/2018	270	28,448.05	
1461115	1833144	6/27/2018	270	27,700.38	
1461179	1833205	6/27/2018	270	27,171.81	
1461061	1833101	6/27/2018	270	24,571.04	
1461085	182700606ABCLICE	6/27/2018	270	21,950.00	
1461076	1833109	6/27/2018	270	21,822.89	
1461084	182700605IRPCCAI	6/27/2018	270	20,473.67	
1461063	1833102	6/27/2018	270	16,638.68	
1461215	1833225	6/27/2018	270	16,286.67	
1461177	1833203	6/27/2018	270	15,615.44	
1461175	182700615	6/27/2018	270	15,000.00	
1461207	1833200	6/27/2018	270	14,363.44	
1461065	1833103	6/27/2018	270	12,270.00	
1461067	1833104	6/27/2018	270	10,688.85	
1461178	1833204	6/27/2018	270	10,248.00	
1461119	1833148	6/27/2018	270	9,769.58	
1461035	1833095	6/27/2018	270	7,061.20	
1461140	1833172	6/27/2018	270	5,525.00	
1461213	1833224	6/27/2018	270	4,797.80	
1461053	1833100	6/27/2018	270	4,142.07	
1461205	1833198	6/27/2018	270	3,969.85	

Run Date: 6/29/2018
 Run Time: 6:24:16PM

Demand Account Activity

Page: 406
 User: 0

Start Date: 7/1/2017 End Date: 6/29/2018

Jnl. Entry	Ref #	Trx. Date	Ledger	Debit Amount	Credit Amount
1461098	1833134	6/27/2018	270	3,125.00	
1461127	1833159	6/27/2018	270	2,913.79	
1461138	1833170	6/27/2018	270	2,213.00	
1461042	1833087	6/27/2018	270	1,810.00	
1461118	1833147	6/27/2018	270	1,789.76	
1461043	1833088	6/27/2018	270	1,420.00	
1461206	1833199	6/27/2018	270	1,200.00	
1461051	1833093	6/27/2018	270	1,065.00	
1461139	1833171	6/27/2018	270	1,060.00	
1461113	1833142	6/27/2018	270	1,014.85	
1461104	1833136	6/27/2018	270	928.30	
1461209	1833202	6/27/2018	270	881.73	
1461101	1833135	6/27/2018	270	862.50	
1461082	182700604CC AIRS	6/27/2018	270	766.38	
1461052	1833094	6/27/2018	270	480.00	
1461107	1833138	6/27/2018	270	369.00	
1461114	1833143	6/27/2018	270	369.00	
1461108	1833139	6/27/2018	270	345.00	
1461208	1833201	6/27/2018	270	332.36	
1461136	1833168	6/27/2018	270	324.00	
1461110	1833140	6/27/2018	270	250.00	
1461137	1833169	6/27/2018	270	190.00	
1461112	1833141	6/27/2018	270	185.00	
1461184	1833207	6/27/2018	270	157.13	
1461106	1833137	6/27/2018	270	65.00	
1461131	1833163	6/27/2018	270	64.00	
1461135	1833167	6/27/2018	270	50.00	
1461132	1833164	6/27/2018	270	38.00	
1461133	1833165	6/27/2018	270	38.00	
1461134	1833166	6/27/2018	270	24.00	
1461077	1833122	6/27/2018	270	23.76	
1461030	CD ACH Bank Trans	6/27/2018	270		6,805,000.00
1461102	8007762 EFT REV C	6/27/2018	270		62,729.76
1461036	182700601	6/27/2018	270		410.00
1461037	182700602	6/27/2018	270		966,106.74
1461160	182700604	6/27/2018	270		167,384,734.96
1461164	182700605	6/27/2018	270		3,038,354.17
1461174	182700612	6/27/2018	270		81,848,628.04
1461194	182700640	6/27/2018	270		14,460,381.15
1461214	182700632	6/27/2018	270		150,000,000.00
1461226	182700641	6/27/2018	270		69,000,000.00
1461952	182700616	6/28/2018	270	684,000,000.00	
1461930	1833353	6/28/2018	270	73,548,344.50	
1462002	Correct Journal Entr	6/28/2018	270	5,083,904.24	
1461903	182700607	6/28/2018	270	2,711,630.06	
1461813	1833268	6/28/2018	270	1,133,358.01	
1461820	1833275	6/28/2018	270	1,080,400.00	
1461248	1833242	6/28/2018	270	1,000,842.48	
1461935	1833354	6/28/2018	270	854,859.21	
1461835	1833285	6/28/2018	270	828,090.00	
1461832	1833284	6/28/2018	270	738,745.00	
1461819	1833274	6/28/2018	270	556,600.00	
1461834	1833286	6/28/2018	270	375,740.60	
1461951	1833358	6/28/2018	270	278,069.94	
1461249	1833243	6/28/2018	270	247,095.43	
1461250	1833244	6/28/2018	270	134,745.70	

Run Date: 6/29/2018
Run Time: 6:24:16PM

Demand Account Activity

Start Date: 7/1/2017 End Date: 6/29/2018

Page: 407
User: 0

Jnl. Entry	Ref #	Trx. Date	Ledger	Debit Amount	Credit Amount
1461922	1833359	6/28/2018	270	128,631.54	
1461893	182700602CC AIRS	6/28/2018	270	102,158.30	
1461908	182700610	6/28/2018	270	64,829.50	
1461875	1833311	6/28/2018	270	64,647.72	
1461817	1833272	6/28/2018	270	60,000.00	
1461818	1833273	6/28/2018	270	57,866.28	
1461937	1833356	6/28/2018	270	57,748.35	
1461938	1833357	6/28/2018	270	54,684.19	
1461934	1833352	6/28/2018	270	53,162.96	
1461933	1833351	6/28/2018	270	51,060.45	
1461809	1833267	6/28/2018	270	39,216.09	
1461899	182700605ABC LIC	6/28/2018	270	32,300.00	
1461837	1833289	6/28/2018	270	30,975.33	
1462005	1833411	6/28/2018	270	30,487.18	
1461827	1833263	6/28/2018	270	19,250.00	
1461853	1833348	6/28/2018	270	18,590.72	
1461996	1833414	6/28/2018	270	17,500.00	
1461831	1833265	6/28/2018	270	16,875.00	
1461897	182700604IRPCC A	6/28/2018	270	15,537.54	
1461878	1833312	6/28/2018	270	15,483.10	
1461965	1833388	6/28/2018	270	13,928.74	
1461815	1833270	6/28/2018	270	13,885.70	
1461830	1833283	6/28/2018	270	13,300.00	
1461823	1833262	6/28/2018	270	11,775.00	
1461898	1833328	6/28/2018	270	11,435.00	
1461816	1833271	6/28/2018	270	9,579.38	
1461246	1833240	6/28/2018	270	9,073.83	
1461936	1833355	6/28/2018	270	8,340.00	
1461894	1833326	6/28/2018	270	8,263.00	
1461253	1833258	6/28/2018	270	8,082.83	
1461245	1833239	6/28/2018	270	7,092.82	
1461244	1833238	6/28/2018	270	6,807.55	
1461235	1833276	6/28/2018	270	5,981.20	
1461863	1833308	6/28/2018	270	5,967.54	
1461997	1833415	6/28/2018	270	5,409.00	
1461247	1833241	6/28/2018	270	5,314.40	
1461963	1833386	6/28/2018	270	4,555.92	
1461907	182700609	6/28/2018	270	4,033.00	
1461825	1833278	6/28/2018	270	3,548.50	
1461886	1833316	6/28/2018	270	3,331.50	
1462001	1833418	6/28/2018	270	2,511.00	
1461865	1833310	6/28/2018	270	2,425.00	
1461999	1833416	6/28/2018	270	2,349.00	
1462004	1833410	6/28/2018	270	2,275.00	
1461896	1833327	6/28/2018	270	2,170.00	
1461964	1833387	6/28/2018	270	2,159.96	
1461866	1833309	6/28/2018	270	1,170.00	
1461884	1833324	6/28/2018	270	1,150.00	
1461932	1833350	6/28/2018	270	902.64	
1461252	1833246	6/28/2018	270	876.92	
1461812	1833261	6/28/2018	270	850.00	
1461833	1833266	6/28/2018	270	850.00	
1461888	1833325	6/28/2018	270	690.00	
1462007	1833412	6/28/2018	270	655.00	
1461824	1833282	6/28/2018	270	600.00	
1461887	1833317	6/28/2018	270	549.00	

Run Date: 6/29/2018
 Run Time: 6:24:16PM

Demand Account Activity

Start Date: 7/1/2017 End Date: 6/29/2018

Page: 408
 User: 0

Jnl. Entry	Ref #	Trx. Date	Ledger	Debit Amount	Credit Amount
1461895	182700603IFTA CC	6/28/2018	270	530.75	
1461810	1833259	6/28/2018	270	420.00	
1461822	1833277	6/28/2018	270	354.91	
1461877	1833322	6/28/2018	270	223.00	
1461889	1833318	6/28/2018	270	221.15	
1461829	1833264	6/28/2018	270	200.00	
1462003	1833409	6/28/2018	270	140.00	
1461881	1833323	6/28/2018	270	130.00	
1461900	1833329	6/28/2018	270	110.00	
1461931	1833349	6/28/2018	270	107.50	
1461251	1833245	6/28/2018	270	91.86	
1461880	1833313	6/28/2018	270	75.00	
1461882	1833314	6/28/2018	270	73.00	
1461814	1833269	6/28/2018	270	58.66	
1461870	1833319	6/28/2018	270	45.60	
1461872	1833320	6/28/2018	270	45.60	
1461811	1833260	6/28/2018	270	43.60	
1461885	1833315	6/28/2018	270	40.00	
1461873	1833321	6/28/2018	270	28.80	
1461994	1833413	6/28/2018	270	20.00	
1462000	1833417	6/28/2018	270	20.00	
1461941	1833360	6/28/2018	270	7.50	
1461805	CD ACH Bank Trans	6/28/2018	270		2,236,000.00
1461874	8007763 EFT REV C	6/28/2018	270		5,001.47
1461929	182700611	6/28/2018	270		651,777,267.99
1461950	182700615	6/28/2018	270		35,000,000.00
1461953	182700617	6/28/2018	270		71,064,950.96
1461906	182700608	6/28/2018	270		11,463,956.65
1462009	182700640	6/28/2018	270		2,000,000.00
1462910	182700614	6/29/2018	270	405,000,000.00	
1462949	Back Out Journal Er	6/29/2018	270	121,000,000.00	
1462948	Correct Journal Entr	6/29/2018	270	18,000,000.00	
1462944	Correct Journal Entr	6/29/2018	270	17,000,000.00	
1462922	1833583	6/29/2018	270	6,370,539.77	
1462810	1833511	6/29/2018	270	6,107,097.03	
1462939	1833584	6/29/2018	270	5,938,829.78	
1462878	1833559	6/29/2018	270	4,820,776.28	
1462855	182700601EFT AIR!	6/29/2018	270	3,793,833.64	
1462877	1833558	6/29/2018	270	1,495,277.90	
1462775	1833463	6/29/2018	270	953,223.68	
1462941	1833585	6/29/2018	270	654,599.97	
1462838	1833528	6/29/2018	270	563,656.29	
1462911	1833580	6/29/2018	270	519,369.73	
1462937	182700602CC AIRS	6/29/2018	270	152,269.43	
1462795	1833483	6/29/2018	270	127,929.09	
1462790	1833478	6/29/2018	270	100,000.00	
1462917	1833581	6/29/2018	270	89,915.00	
1462876	1833557	6/29/2018	270	88,568.64	
1462919	1833582	6/29/2018	270	79,267.29	
1462902	182700610	6/29/2018	270	64,930.17	
1462791	1833479	6/29/2018	270	54,268.71	
1462792	1833480	6/29/2018	270	46,804.46	
1462755	1833434	6/29/2018	270	46,147.13	
1462794	1833482	6/29/2018	270	37,544.72	
1462942	182700604IRPCC A	6/29/2018	270	33,081.61	
1462793	1833481	6/29/2018	270	30,908.93	

Run Date: 6/29/2018
 Run Time: 6:24:16PM

Demand Account Activity

Page: 409
 User: 0

Start Date: 7/1/2017 End Date: 6/29/2018

Jnl. Entry	Ref #	Trx. Date	Ledger	Debit Amount	Credit Amount
1462943	1833586	6/29/2018	270	28,981.19	
1462019	1833425	6/29/2018	270	26,640.00	
1462945	182700605ABCLICE	6/29/2018	270	23,300.00	
1462875	1833556	6/29/2018	270	21,940.09	
1462024	1833427	6/29/2018	270	20,170.00	
1462807	1833496	6/29/2018	270	17,923.50	
1462270	1833431	6/29/2018	270	17,130.00	
1462840	1833529	6/29/2018	270	14,500.72	
1462260	1833429	6/29/2018	270	13,070.00	
1462934	1833598	6/29/2018	270	11,925.75	
1462762	1833438	6/29/2018	270	11,150.00	
1462753	1833433	6/29/2018	270	10,261.00	
1462909	1833579	6/29/2018	270	8,725.69	
1462788	1833476	6/29/2018	270	8,309.44	
1462869	1833551	6/29/2018	270	7,052.90	
1462020	1833426	6/29/2018	270	6,440.00	
1462832	1833523	6/29/2018	270	5,810.00	
1462930	1833597	6/29/2018	270	5,640.00	
1462758	1833435	6/29/2018	270	5,286.50	
1462789	1833477	6/29/2018	270	4,814.99	
1462026	1833428	6/29/2018	270	4,690.00	
1462835	1833525	6/29/2018	270	3,787.00	
1462293	1833432	6/29/2018	270	3,325.00	
1462844	1833430	6/29/2018	270	2,905.00	
1462837	1833527	6/29/2018	270	2,245.00	
1462809	1833510	6/29/2018	270	2,200.00	
1462764	1833439	6/29/2018	270	2,100.00	
1462786	1833474	6/29/2018	270	2,022.50	
1462907	1833578	6/29/2018	270	1,752.44	
1462800	1833490	6/29/2018	270	1,735.00	
1462929	1833590	6/29/2018	270	1,400.00	
1462921	1833589	6/29/2018	270	1,300.00	
1462871	1833553	6/29/2018	270	1,290.00	
1462831	1833522	6/29/2018	270	1,090.00	
1462799	1833489	6/29/2018	270	992.50	
1462804	1833494	6/29/2018	270	982.59	
1462870	1833552	6/29/2018	270	815.00	
1462868	1833550	6/29/2018	270	791.00	
1462940	182700603IFTA AIR	6/29/2018	270	741.10	
1462811	1833512	6/29/2018	270	597.20	
1462873	1833554	6/29/2018	270	535.41	
1462787	1833475	6/29/2018	270	524.00	
1462780	1833468	6/29/2018	270	511.00	
1462801	1833491	6/29/2018	270	420.00	
1462880	1833560	6/29/2018	270	413.23	
1462781	1833469	6/29/2018	270	385.00	
1462874	1833555	6/29/2018	270	380.93	
1462782	1833470	6/29/2018	270	373.50	
1462783	1833471	6/29/2018	270	318.00	
1462833	1833524	6/29/2018	270	310.00	
1462836	1833526	6/29/2018	270	260.00	
1462784	1833472	6/29/2018	270	250.00	
1462814	1833514	6/29/2018	270	250.00	
1462867	1833549	6/29/2018	270	210.00	
1462802	1833492	6/29/2018	270	166.00	
1462785	1833473	6/29/2018	270	165.00	

Run Date: 6/29/2018
 Run Time: 6:24:16PM

Demand Account Activity

Start Date: 7/1/2017 End Date: 6/29/2018

Page: 410
 User: 0

Jnl. Entry	Ref #	Trx. Date	Ledger	Debit Amount	Credit Amount
1462808	1833509	6/29/2018	270	95.00	
1462017	1833423	6/29/2018	270	90.00	
1462806	1833495	6/29/2018	270	75.00	
1462778	1833466	6/29/2018	270	70.00	
1462779	1833467	6/29/2018	270	50.00	
1462776	1833464	6/29/2018	270	35.00	
1462828	1833519	6/29/2018	270	22.80	
1462829	1833520	6/29/2018	270	22.80	
1462798	1833488	6/29/2018	270	20.00	
1462018	1833424	6/29/2018	270	16.63	
1462933	1833591	6/29/2018	270	16.49	
1462830	1833521	6/29/2018	270	14.40	
1462777	1833465	6/29/2018	270	13.00	
1462803	1833493	6/29/2018	270	10.00	
1462812	1833513	6/29/2018	270	4.25	
1462894	1833592	6/29/2018	270	0.30	
1462805	CD ACH Bank Trans	6/29/2018	270		917,000.00
1462872	8007764 EFT REV C	6/29/2018	270		14,178.36
1462896	182700606	6/29/2018	270		95,746,543.07
1462899	182700608	6/29/2018	270		73,767,764.85
1462906	182700614	6/29/2018	270		145,225,900.63
1462914	182700612	6/29/2018	270		121,000,000.00
1462950	Correct Journal Entr	6/29/2018	270		139,000,000.00
1462931	Back Out Journal Er	6/29/2018	270		18,000,000.00
1462968	182700615	6/29/2018	270		20,700.00
Totals for:	270 - Bank Of America			44,979,909,859.08	44,979,880,053.70
			Count:	20,576	

Run Date: 6/29/2018
 Run Time: 6:24:16PM

Demand Account Activity

Start Date: 7/1/2017 End Date: 6/29/2018

Page: 411
 User: 0

Jnl. Entry	Ref #	Trx. Date	Ledger	Debit Amount	Credit Amount	
280 - Centennial Bank						
1327833	172800701	7/11/2017	280		10,000,000.00	
1328334	172800701	7/12/2017	280		5,000,000.00	
1333101	172700716	7/24/2017	280	66,000,000.00		
1333082	1801803	7/24/2017	280	34,896.41		
1333463	172800701	7/25/2017	280		50,000,000.00	
1335647	182700707	7/31/2017	280		16,000,000.00	
1340662	1803678	8/14/2017	280	24,893.40		
1352222	Back Out Journal Er	9/13/2017	280	4,000,000.00		
1352220	182700902	9/13/2017	280		4,000,000.00	
1352223	Correct Journal Entr	9/13/2017	280		3,000,000.00	
1353441	172800901	9/14/2017	280	100,000,000.00		
1355042	1806982	9/19/2017	280	16,662.80		
1356149	172700901	9/21/2017	280	30,000,000.00		
1370738	1810618	10/30/2017	280	98,299.42		
1377507	172801001	11/17/2017	280		47,000,000.00	
1378111	1812749	11/21/2017	280	181,975.64		
1380641	172801101	11/28/2017	280	13,000,000.00		
1382093	172701105	12/1/2017	280		43,000,000.00	
1387117	1815089	12/15/2017	280	151,731.92		
1387549	172801201	12/18/2017	280	9,000,000.00		
1387559	172301201	12/18/2017	280	1,000,000.00		
1391292	182701209	12/28/2017	280	70,000,000.00		
1393773	1816525	1/4/2018	280	112,001.15		
1404995	1819531	2/6/2018	280	211,904.44		
1412690	182700225	2/28/2018	280		27,000,000.00	
1416727	18270316	3/9/2018	280		100,000,000.00	
1419706	1823352	3/16/2018	280	201,987.36		
1424782	182700306	3/29/2018	280	90,000,000.00		
1427423	1825224	4/6/2018	280	87,903.40		
1430964	182800401	4/16/2018	280		65,000,000.00	
1441502	1828599	5/11/2018	280	138,446.93		
1453964	1831628	6/13/2018	280	95,266.27		
1461214	182700632	6/27/2018	280	150,000,000.00		
Totals for:	280 - Centennial Bank		Count:	33	534,355,969.14	370,000,000.00

Demand Account Activity

Start Date: 7/1/2017 End Date: 6/29/2018

Jnl. Entry	Ref #	Trx. Date	Ledger	Debit Amount	Credit Amount
300 - Simmons Pine Bluff					
1325071	183000703	7/3/2017	300	6,725,296.08	
1325070	183000702	7/3/2017	300	4,289.20	
1325037	183000701	7/3/2017	300		90,253.10
1325080	183000703SRO AIR	7/5/2017	300	5,253,280.48	
1325081	183000704OTHER /	7/5/2017	300	1,888,433.41	
1325078	183000701	7/5/2017	300	465,620.07	
1325079	183000702SROAIR:	7/5/2017	300	14,160.30	
1325090	183000705	7/5/2017	300		43,193.80
1326511	182700713	7/6/2017	300	7,000,000.00	
1326477	183000706CK21 AIF	7/6/2017	300	6,107,942.34	
1326482	183000707SRO AIR	7/6/2017	300	2,819,398.99	
1326319	183000701	7/6/2017	300	2,606,123.68	
1326488	183000709CHECK2	7/6/2017	300	441,760.66	
1326473	183000705CASH OI	7/6/2017	300	39,031.93	
1326466	183000703	7/6/2017	300	28,507.26	
1326470	183000704SRO AIR	7/6/2017	300	12,328.80	
1326486	183000708OTHER /	7/6/2017	300	275.00	
1326494	183000710FOREIGI	7/6/2017	300	57.40	
1326462	183000702	7/6/2017	300		36,663.60
1326982	183000709SRO AIR	7/7/2017	300	3,305,525.03	
1326981	183000708CK21 AIF	7/7/2017	300	2,689,375.98	
1326974	183000705	7/7/2017	300	1,039,840.62	
1326985	183000712check21	7/7/2017	300	61,723.00	
1326980	183000707cash off :	7/7/2017	300	58,119.48	
1326979	183000706SRO AIR	7/7/2017	300	11,731.50	
1326966	183000704	7/7/2017	300	7,435.98	
1326984	183000711cash off :	7/7/2017	300	4,177.55	
1326971	183000710OTHER /	7/7/2017	300	475.00	
1326989	182700704IFTACC .	7/7/2017	300	462.41	
1326967	183000701	7/7/2017	300	50.00	
1326968	183000702	7/7/2017	300	33.05	
1326983	Correct Journal Entr	7/7/2017	300	33.05	
1326986	183000713	7/7/2017	300	16.80	
1326969	183000703	7/7/2017	300		6,035.00
1326993	182700720	7/7/2017	300		8,000,000.00
1326973	Back Out Journal Er	7/7/2017	300		33.05
1326994	Back Out Journal Er	7/7/2017	300		462.41
1327319	173000702	7/10/2017	300	5,048,338.54	
1327328	173000709 AIRS TA	7/10/2017	300	2,768,377.35	
1327329	173000710 AIRS D\$	7/10/2017	300	2,370,526.57	
1327332	173000713 AIRS D\$	7/10/2017	300	50,374.27	
1327326	173000707 AIRS TA	7/10/2017	300	26,723.40	
1327330	173000711 AIRS D\$	7/10/2017	300	10,149.09	
1327327	173000708 AIRS TA	7/10/2017	300	6,129.60	
1327331	173000712 AIRS D\$	7/10/2017	300	3,524.65	
1327289	173000701	7/10/2017	300	2,267.60	
1327321	173000703	7/10/2017	300		2,631.00
1327368	173000706	7/10/2017	300		21,000,000.00
1327437	183000702	7/11/2017	300	14,555,593.49	
1327441	183000706SROAIR:	7/11/2017	300	2,476,463.15	
1327440	183000705CHECK2	7/11/2017	300	1,537,728.70	
1327444	183000709CHECK2	7/11/2017	300	13,836.69	
1327438	183000703SROAIR:	7/11/2017	300	5,187.60	
1327439	183000704CASH OI	7/11/2017	300	5,016.27	
1327443	183000708CASH OI	7/11/2017	300	4,211.92	

Run Date: 6/29/2018
Run Time: 6:24:16PM

Demand Account Activity

Start Date: 7/1/2017 End Date: 6/29/2018

Page: 413
User: 0

Jnl. Entry	Ref #	Trx. Date	Ledger	Debit Amount	Credit Amount
1327436	183000701	7/11/2017	300	793.30	
1327442	183000707OTHER J	7/11/2017	300	375.00	
1327446	183000715	7/11/2017	300		7,709.00
1327865	173000706	7/11/2017	300		20,000,000.00
1328172	173000710 AIRS DE	7/12/2017	300	2,289,370.17	
1328163	173000702	7/12/2017	300	2,090,015.80	
1328171	173000709 AIRS TA	7/12/2017	300	2,062,486.67	
1328170	173000708 AIRS TA	7/12/2017	300	7,064.56	
1328169	173000707 AIRS TA	7/12/2017	300	5,111.70	
1328175	173000713 AIRS DE	7/12/2017	300	2,880.60	
1328173	173000711 AIRS DE	7/12/2017	300	2,449.00	
1328162	173000701	7/12/2017	300	2,403.25	
1328174	173000712 AIRS DE	7/12/2017	300	106.00	
1328164	173000703	7/12/2017	300		6,928.56
1328359	173000709 AIRS TA	7/13/2017	300	4,880,399.54	
1328354	173000703	7/13/2017	300	3,447,266.99	
1328360	173000710 AIRS DE	7/13/2017	300	2,413,916.36	
1328363	173000713 AIRS DE	7/13/2017	300	53,470.33	
1328361	173000711 AIRS DE	7/13/2017	300	29,201.65	
1328357	173000707 AIRS TA	7/13/2017	300	16,608.90	
1328358	173000708 AIRS TA	7/13/2017	300	12,318.66	
1328352	173000701	7/13/2017	300	2,765.50	
1328362	173000712 AIRS DE	7/13/2017	300	1,642.45	
1328364	173000714 AIRS DE	7/13/2017	300	982.00	
1328353	173000702	7/13/2017	300	10.00	
1328369	173000704	7/13/2017	300		2,430.00
1328720	173000705	7/13/2017	300		552.25
1329119	Back Out Journal Er	7/14/2017	300	24,000,000.00	
1328761	173000702	7/14/2017	300	3,588,866.29	
1328959	173000710 AIRS DE	7/14/2017	300	2,476,387.37	
1328956	173000709 AIRS TA	7/14/2017	300	1,445,736.65	
1328954	173000708 AIRS TA	7/14/2017	300	14,675.16	
1328953	173000707 AIRS TA	7/14/2017	300	9,253.20	
1328758	173000701	7/14/2017	300	7,543.32	
1329027	173000712 AIRS DE	7/14/2017	300	3,342.12	
1329028	173000713 AIRS DE	7/14/2017	300	979.45	
1328960	173000711 AIRS DE	7/14/2017	300	625.00	
1329036	173000703	7/14/2017	300		9,365.70
1329205	173000706	7/14/2017	300		24,000,000.00
1329167	Correct Journal Entr	7/14/2017	300		26,000,000.00
1329475	173000703	7/17/2017	300	3,045,558.71	
1329496	173000709 AIRS TA	7/17/2017	300	2,511,353.66	
1329499	173000710 AIRS DE	7/17/2017	300	1,978,864.76	
1329503	173000712 AIRS DE	7/17/2017	300	15,355.90	
1329491	173000707 AIRS TA	7/17/2017	300	6,144.60	
1329217	173000701	7/17/2017	300	3,876.98	
1329506	173000713 AIRS DE	7/17/2017	300	3,513.52	
1329495	173000708 AIRS TA	7/17/2017	300	1,583.50	
1329502	173000711 AIRS DE	7/17/2017	300	375.00	
1329474	173000702	7/17/2017	300	175.00	
1329508	173000714 AIRS DE	7/17/2017	300	12.00	
1329476	173000704	7/17/2017	300		3,220.18
1329635	173000702	7/18/2017	300	4,845,680.29	
1329639	173000709 AIRS TA	7/18/2017	300	2,834,922.80	
1329640	173000710 AIRS DE	7/18/2017	300	2,139,058.58	
1329643	173000713 AIRS DE	7/18/2017	300	16,147.05	

Demand Account Activity

Jnl. Entry	Ref #	Trx. Date	Ledger	Debit Amount	Credit Amount
1329637	173000707 AIRS TA	7/18/2017	300	11,724.90	
1329641	173000711 AIRS D€	7/18/2017	300	9,490.98	
1329638	173000708 AIRS TA	7/18/2017	300	3,427.86	
1329634	173000701	7/18/2017	300	2,761.30	
1329642	173000712 AIRS D€	7/18/2017	300	2,517.32	
1329644	173000714 AIRS D€	7/18/2017	300	47.00	
1329933	173000703	7/18/2017	300		10,802.00
1329981	173000706	7/18/2017	300		10,000,000.00
1330689	173000709 AIRS TA	7/19/2017	300	6,813,839.46	
1330311	173000703	7/19/2017	300	4,656,281.16	
1330690	173000710 AIRS D€	7/19/2017	300	2,465,114.40	
1330694	173000713 AIRS D€	7/19/2017	300	66,757.41	
1330687	173000708 AIRS TA	7/19/2017	300	7,655.84	
1330083	173000701	7/19/2017	300	6,298.62	
1330693	173000712 AIRAS C	7/19/2017	300	5,115.22	
1330686	173000707 AIRS TA	7/19/2017	300	5,108.40	
1330691	173000711 AIRS D€	7/19/2017	300	350.00	
1330084	173000702	7/19/2017	300	41.75	
1330708	173000704	7/19/2017	300		1,760.97
1330795	173000704	7/19/2017	300		40,000,000.00
1330859	173000702	7/20/2017	300	13,457,520.16	
1330865	173000709 AIRS TA	7/20/2017	300	6,814,560.17	
1330866	173000710 AIRS D€	7/20/2017	300	2,858,440.91	
1330863	173000707 AIRS TA	7/20/2017	300	12,929.40	
1330858	173000701	7/20/2017	300	3,887.44	
1330864	173000708 AIRS TA	7/20/2017	300	2,762.88	
1330868	173000712 AIRS D€	7/20/2017	300	2,304.53	
1330869	173000713 AIRS D€	7/20/2017	300	1,463.41	
1330867	173000711 AIRS D€	7/20/2017	300	625.00	
1330870	173000714 AIRS D€	7/20/2017	300	1.05	
1330860	173000703	7/20/2017	300		11,815.96
1332093	173000703	7/21/2017	300	4,403,756.36	
1332100	173000709 AIRS TA	7/21/2017	300	3,819,429.60	
1332102	173000710 AIRS D€	7/21/2017	300	1,993,722.65	
1332105	173000713 AIRS D€	7/21/2017	300	30,901.90	
1332103	173000711 AIRS D€	7/21/2017	300	16,456.00	
1332098	173000707 AIRS TA	7/21/2017	300	7,425.00	
1332099	173000708 AIRS TA	7/21/2017	300	6,687.22	
1332104	173000712 AIRS D€	7/21/2017	300	2,487.33	
1332091	173000701	7/21/2017	300	2,038.50	
1332092	173000702	7/21/2017	300	60.00	
1332110	173000704	7/21/2017	300		3,347.00
1332492	173000706	7/21/2017	300		33,000,000.00
1332558	173000715	7/21/2017	300		8,000,000.00
1332978	173000709 AIRS TA	7/24/2017	300	3,517,338.09	
1332979	173000710 AIRS D€	7/24/2017	300	2,375,555.68	
1332966	173000702	7/24/2017	300	1,960,904.31	
1333081	1801802	7/24/2017	300	106,514.50	
1332982	173000713 AIRS D€	7/24/2017	300	14,539.09	
1332963	173000701	7/24/2017	300	8,802.28	
1332981	173000712 AIRS D€	7/24/2017	300	6,916.07	
1332976	173000707 AIRS TA	7/24/2017	300	6,289.80	
1332977	173000708 AIRS TA	7/24/2017	300	1,412.44	
1332980	173000711 AIRS D€	7/24/2017	300	375.00	
1332983	173000714 AIRS D€	7/24/2017	300	15.00	
1332967	173000703	7/24/2017	300		1,281.32

Demand Account Activity

Jnl. Entry	Ref #	Trx. Date	Ledger	Debit Amount	Credit Amount
1333090	173000715	7/24/2017	300		30,000,000.00
1333426	173000703	7/25/2017	300	63,494,506.45	
1333451	173000709 AIRS TA	7/25/2017	300	3,916,666.26	
1333452	173000710 AIRS DE	7/25/2017	300	1,940,917.19	
1333542	173000715	7/25/2017	300	38,088.43	
1333455	173000713 AIRS DE	7/25/2017	300	12,247.64	
1333450	173000708 AIRS TA	7/25/2017	300	6,264.91	
1333430	173000707 AIRS TA	7/25/2017	300	5,834.40	
1333454	173000712 AIRS DE	7/25/2017	300	4,644.61	
1333424	173000701	7/25/2017	300	3,553.43	
1333453	173000711 AIRS DE	7/25/2017	300	1,958.00	
1333425	173000702	7/25/2017	300	10.00	
1333427	173000704	7/25/2017	300		8,622.03
1333428	173000705	7/25/2017	300		2,635.32
1333567	173000716	7/25/2017	300		14,000,000.00
1333898	173000709 AIRS TA	7/26/2017	300	6,795,109.53	
1333888	173000702	7/26/2017	300	4,929,669.66	
1333899	173000710 AIRS DE	7/26/2017	300	2,441,846.45	
1333900	173000711 AIRS DE	7/26/2017	300	44,354.73	
1333897	173000708 AIRS TA	7/26/2017	300	22,772.21	
1333902	173000713 AIRS DE	7/26/2017	300	12,766.41	
1333901	173000712 AIRS DE	7/26/2017	300	7,590.03	
1333896	173000707 AIRS TA	7/26/2017	300	7,035.60	
1333885	173000701	7/26/2017	300	4,842.76	
1333998	173000706	7/26/2017	300	450.00	
1333889	173000703	7/26/2017	300		231.50
1333908	173000715	7/26/2017	300		18,000,000.00
1334047	173000703	7/27/2017	300	9,102,516.21	
1334379	173000709 AIRS TA	7/27/2017	300	6,715,325.62	
1334381	173000710 AIRS DE	7/27/2017	300	2,949,092.57	
1334050	173000707 AIRS TA	7/27/2017	300	7,979.40	
1334071	173000708 AIRS TA	7/27/2017	300	7,775.62	
1334383	173000712 AIRS DE	7/27/2017	300	5,304.89	
1334384	173000713 AIRS DE	7/27/2017	300	2,651.17	
1334030	173000701	7/27/2017	300	1,602.25	
1334382	173000712 AIRS DE	7/27/2017	300	300.00	
1334046	173000702	7/27/2017	300	286.42	
1334048	173000704	7/27/2017	300		2,529.86
1334501	173000706	7/27/2017	300		41,000,000.00
1334872	173000703	7/28/2017	300	9,445,553.78	
1334880	173000710 AIRS DE	7/28/2017	300	2,444,688.58	
1334879	173000709 AIRS TA	7/28/2017	300	1,423,402.12	
1334881	173000711 AIRS DE	7/28/2017	300	946,901.00	
1334883	173000713 AIRS DE	7/28/2017	300	10,061.08	
1334877	173000707 AIRS TA	7/28/2017	300	7,362.30	
1334870	173000701	7/28/2017	300	2,942.32	
1334878	173000708 AIRS TA	7/28/2017	300	917.33	
1334882	173000712 AIRS DE	7/28/2017	300	303.79	
1334871	173000702	7/28/2017	300	126.00	
1334873	173000704	7/28/2017	300		3,621.14
1335637	183000705CHECK2	7/31/2017	300	3,107,208.48	
1335606	183000702	7/31/2017	300	2,170,127.22	
1335638	183000706SRO AIR	7/31/2017	300	2,162,668.04	
1335641	183000709CK21 AIF	7/31/2017	300	32,761.18	
1335635	183000704CASH OI	7/31/2017	300	14,642.25	
1335616	183000703SRO AIR	7/31/2017	300	9,946.20	

Run Date: 6/29/2018
Run Time: 6:24:16PM

Demand Account Activity

Page: 416
User: 0

Start Date: 7/1/2017 End Date: 6/29/2018

Jnl. Entry	Ref #	Trx. Date	Ledger	Debit Amount	Credit Amount
1335640	183000708CASHOF	7/31/2017	300	9,701.02	
1335639	183000707OTHER /	7/31/2017	300	7,866.15	
1335550	183000701	7/31/2017	300	3,112.24	
1335615	183000710	7/31/2017	300		2,730.67
1335645	182700708	7/31/2017	300		22,000,000.00
1335978	173000802	8/1/2017	300	8,393,257.34	
1335973	173000801	8/1/2017	300	1,228.99	
1335979	173000803	8/1/2017	300		24,402.26
1336015	173000806	8/1/2017	300		16,000,000.00
1336353	173000808 AIRS DE	8/2/2017	300	5,016,164.06	
1336349	173000802	8/2/2017	300	3,250,261.03	
1336352	173000807 AIRS TA	8/2/2017	300	17,325.00	
1336355	173000810 AIRS DE	8/2/2017	300	3,648.87	
1336348	173000801	8/2/2017	300	3,095.75	
1336354	173000809 AIRS DE	8/2/2017	300	1,200.00	
1336455	173000804	8/2/2017	300	100.00	
1336365	173000803	8/2/2017	300		4,411.50
1336462	173000806	8/2/2017	300		8,000,000.00
1336510	173000802	8/3/2017	300	4,179,526.86	
1336519	173000810 AIRS DE	8/3/2017	300	3,093,972.55	
1336520	173000811 AIRS DE	8/3/2017	300	2,402,459.45	
1336518	173000809 AIRS TA	8/3/2017	300	2,175,452.72	
1336521	173000812 AIRS DE	8/3/2017	300	44,668.89	
1336516	173000807 AIRS TA	8/3/2017	300	12,780.90	
1336517	173000808 AIRS TA	8/3/2017	300	7,590.63	
1336509	173000801	8/3/2017	300	3,622.00	
1336513	173000803	8/3/2017	300		33,204.00
1337950	173000802	8/4/2017	300	10,339,138.33	
1337958	173000810 AIRS DE	8/4/2017	300	2,496,409.27	
1337957	173000809 AIRS TA	8/4/2017	300	1,668,864.72	
1337962	173000813	8/4/2017	300	76,934.98	
1337959	173000811 AIRS DE	8/4/2017	300	41,223.40	
1337960	173000812 AIRS DE	8/4/2017	300	9,507.67	
1337963	173000814 AIRS DE	8/4/2017	300	8,111.48	
1337955	173000807 AIRS TA	8/4/2017	300	6,210.60	
1337949	173000801	8/4/2017	300	5,620.14	
1337956	173000808 AIRS TA	8/4/2017	300	2,381.04	
1337951	173000803	8/4/2017	300		16,578.46
1338011	173000806	8/4/2017	300		30,000,000.00
1338104	173000802	8/7/2017	300	7,305,384.80	
1338336	173000810 AIRS DE	8/7/2017	300	2,193,733.36	
1338335	173000809 AIRS TA	8/7/2017	300	2,108,731.10	
1338339	173000813 AIRS DE	8/7/2017	300	40,615.64	
1338338	173000812 AIRS DE	8/7/2017	300	8,483.64	
1338334	173000808 AIRS TA	8/7/2017	300	7,922.31	
1338337	173000811 AIRS DE	8/7/2017	300	7,444.78	
1338333	173000807 AIRS TA	8/7/2017	300	4,920.30	
1338101	173000801	8/7/2017	300	3,917.25	
1338405	1802979	8/7/2017	300	770.62	
1338105	173000803	8/7/2017	300	50.00	
1338359	173000804	8/7/2017	300		8,995.00
1338458	173000804	8/7/2017	300		9,000,000.00
1338732	173000803	8/8/2017	300	4,486,011.06	
1338747	173000810 AIRS DE	8/8/2017	300	2,290,144.23	
1338744	173000809 AIRS TA	8/8/2017	300	1,670,765.08	
1338757	173000813 AIRS DE	8/8/2017	300	14,613.04	

Run Date: 6/29/2018
Run Time: 6:24:16PM

Demand Account Activity

Start Date: 7/1/2017 End Date: 6/29/2018

Page: 417
User: 0

Jnl. Entry	Ref #	Trx. Date	Ledger	Debit Amount	Credit Amount
1338735	173000807 AIRS TA	8/8/2017	300	13,117.50	
1338754	173000812 AIRS DE	8/8/2017	300	4,820.24	
1338742	173000808 AIRS TA	8/8/2017	300	2,554.98	
1338729	173000801	8/8/2017	300	1,969.50	
1338750	173000811 AIRS DE	8/8/2017	300	1,275.00	
1338759	173000814 AIRS DE	8/8/2017	300	174.30	
1338731	173000802	8/8/2017	300	10.00	
1338863	Correct Journal Entr	8/8/2017	300	10.00	
1338772	173000804	8/8/2017	300		3,441.50
1338862	Back Out Journal Er	8/8/2017	300		10.00
1338896	173000802	8/9/2017	300	5,692,625.13	
1339306	173000810 AIRS DE	8/9/2017	300	2,400,666.94	
1339300	173000809 AIRS TA	8/9/2017	300	1,543,495.85	
1339310	173000813 AIRS DE	8/9/2017	300	40,143.58	
1339307	173000811 AIRS DE	8/9/2017	300	12,399.83	
1339243	173000807 AIRS TA	8/9/2017	300	10,880.10	
1338895	173000801	8/9/2017	300	2,882.95	
1339285	173000808 AIRS TA	8/9/2017	300	1,841.29	
1339311	173000814 AIRS DE	8/9/2017	300	1,708.77	
1339309	173000812 AIRS DE	8/9/2017	300	980.64	
1339213	173000803	8/9/2017	300		7,637.78
1339275	173000815	8/9/2017	300		17,000,000.00
1339320	173000802	8/10/2017	300	4,020,091.30	
1339324	173000809 AIRS TA	8/10/2017	300	3,828,919.09	
1339325	173000810 AIRS DE	8/10/2017	300	3,204,554.42	
1339328	173000813 AIRS DE	8/10/2017	300	27,154.10	
1339322	173000807 AIRS TA	8/10/2017	300	8,708.70	
1339323	173000808 AIRS TA	8/10/2017	300	6,760.60	
1339327	173000812 AIR DSM	8/10/2017	300	6,582.81	
1339319	173000801	8/10/2017	300	3,463.20	
1339326	173000811 AIRS DE	8/10/2017	300	500.00	
1339329	173000814 AIRS DE	8/10/2017	300	224.06	
1339629	173000803	8/10/2017	300		65.69
1339772	173000802	8/11/2017	300	3,181,231.73	
1340126	173000810 AIRS DE	8/11/2017	300	1,768,953.97	
1340125	173000809 AIRS TA	8/11/2017	300	982,811.90	
1340129	173000812 AIRS DE	8/11/2017	300	21,372.76	
1339989	173000807 AIRS TA	8/11/2017	300	12,909.60	
1340124	173000808 AIRS TA	8/11/2017	300	12,695.59	
1340128	173000811 AIRS DE	8/11/2017	300	6,647.62	
1339771	173000801	8/11/2017	300	4,199.63	
1340242	1803538	8/11/2017	300	215.53	
1340130	173000813 AIRS DE	8/11/2017	300	13.66	
1340135	173000803	8/11/2017	300		225.74
1340309	173000815	8/11/2017	300		16,000,000.00
1340315	173000802	8/14/2017	300	3,475,280.47	
1340324	173000810 AIRS DE	8/14/2017	300	1,893,680.39	
1340323	173000809 AIRS TA	8/14/2017	300	1,095,906.86	
1340661	1803677	8/14/2017	300	120,471.23	
1340328	1730008013 AIRS C	8/14/2017	300	10,927.17	
1340314	173000801	8/14/2017	300	6,753.42	
1340317	173000807 AIRS TA	8/14/2017	300	6,019.20	
1340642	173000812	8/14/2017	300	5,279.39	
1340321	173000808 AIRS TA	8/14/2017	300	1,531.47	
1340327	173000811 AIRS DE	8/14/2017	300	950.00	
1340330	173000814 AIRS DE	8/14/2017	300	112.36	

Run Date: 6/29/2018
 Run Time: 6:24:16PM

Demand Account Activity

Start Date: 7/1/2017 End Date: 6/29/2018

Page: 418
 User: 0

Jnl. Entry	Ref #	Trx. Date	Ledger	Debit Amount	Credit Amount
1340584	173000803	8/14/2017	300		2,076.00
1340711	173000802	8/15/2017	300	3,372,057.92	
1340719	173000809 AIRS TA	8/15/2017	300	2,482,024.69	
1340720	173000810 AIRS DE	8/15/2017	300	2,013,236.69	
1340722	173000812 AIRS DE	8/15/2017	300	24,521.28	
1340721	173000811 AIRS DE	8/15/2017	300	23,949.41	
1340718	173000808 AIRS TA	8/15/2017	300	7,835.56	
1340723	173000813 AIRS DE	8/15/2017	300	6,480.98	
1340713	173000807 AIRS TA	8/15/2017	300	4,926.90	
1340706	173000801	8/15/2017	300	1,609.00	
1340724	173000814 AIRS DE	8/15/2017	300	12.60	
1340797	173000803	8/15/2017	300		26,263.33
1340875	173000806	8/15/2017	300		15,000,000.00
1341433	173000810 AIRS DE	8/16/2017	300	2,308,216.86	
1341432	173000809 AIRS TA	8/16/2017	300	2,116,756.60	
1341427	173000802	8/16/2017	300	2,050,242.71	
1341430	173000807 AIRS TA	8/16/2017	300	10,381.80	
1341436	173000813 AIRS DE	8/16/2017	300	5,690.14	
1341426	173000801	8/16/2017	300	3,235.64	
1341431	173000808 AIRS TA	8/16/2017	300	3,223.63	
1341435	173000812 AIRS DE	8/16/2017	300	513.24	
1341434	173000811 AIRS DE	8/16/2017	300	450.00	
1341445	173000803	8/16/2017	300	112.80	
1341437	173000814 AIRS DE	8/16/2017	300	12.60	
1341465	173000804	8/16/2017	300		5,535.21
1343169	172700806	8/17/2017	300	8,000,000.00	
1341631	173000809 AIRS TA	8/17/2017	300	6,030,789.64	
1341622	173000802	8/17/2017	300	3,687,726.96	
1341632	173000810 AIRS DE	8/17/2017	300	2,780,189.71	
1341635	173000813 AIRS DE	8/17/2017	300	32,729.06	
1341634	173000812 AIRS DE	8/17/2017	300	16,089.15	
1341626	173000807 AIRS TA	8/17/2017	300	7,580.10	
1341621	173000801	8/17/2017	300	4,318.65	
1341630	173000808 AIRS TA	8/17/2017	300	3,754.60	
1341616	1803977	8/17/2017	300	1,210.00	
1341633	173000811 AIRS DE	8/17/2017	300	375.00	
1341636	173000814 AIRS DE	8/17/2017	300	173.26	
1343052	173000803	8/17/2017	300		1,587.19
1343442	173000802	8/18/2017	300	6,983,631.20	
1343447	173000809 AIRS TA	8/18/2017	300	2,362,042.27	
1343448	17300010 AIRS DSI	8/18/2017	300	1,993,237.65	
1343452	173000813 AIRS DE	8/18/2017	300	9,347.20	
1343445	173000807 AIRS TA	8/18/2017	300	8,972.70	
1343446	173000808 AIRS TA	8/18/2017	300	6,078.42	
1343441	173000801	8/18/2017	300	4,825.00	
1343451	173000812 AIRS DE	8/18/2017	300	1,850.60	
1343559	173000801	8/18/2017	300	500.00	
1343450	173000811 AIRS DE	8/18/2017	300	450.00	
1343453	173000814 AIRS DE	8/18/2017	300	174.56	
1343479	173000803	8/18/2017	300		45,689.46
1343624	173000802	8/18/2017	300		42,000,000.00
1343876	173000802	8/21/2017	300	4,116,064.09	
1343884	173000809 AIRS TA	8/21/2017	300	3,530,191.05	
1343887	173000810 AIRS DE	8/21/2017	300	2,379,965.13	
1343890	173000813 AIRS DE	8/21/2017	300	11,713.73	
1343874	173000801	8/21/2017	300	10,470.75	

Run Date: 6/29/2018
 Run Time: 6:24:16PM

Demand Account Activity

Start Date: 7/1/2017 End Date: 6/29/2018

Page: 419
 User: 0

Jnl. Entry	Ref #	Trx. Date	Ledger	Debit Amount	Credit Amount
1343882	173000807 AIRS TA	8/21/2017	300	7,266.60	
1343888	173000811 AIRS D€	8/21/2017	300	4,421.00	
1343883	173000808 AIRS TA	8/21/2017	300	3,774.21	
1343889	173000812 AIRS D€	8/21/2017	300	550.11	
1343873	Reverse #1803977	8/21/2017	300		1,210.00
1343878	173000803	8/21/2017	300		125,464.00
1343899	173000804	8/21/2017	300		13.00
1344336	173000802	8/22/2017	300	6,869,494.47	
1344341	173000809 AIRS TA	8/22/2017	300	3,256,984.28	
1344342	173000810 AIRS D€	8/22/2017	300	2,391,428.84	
1344344	173000812 AIRS D€	8/22/2017	300	11,820.09	
1344339	173000807 AIRS TA	8/22/2017	300	6,487.80	
1344340	173000808 AIRS TA	8/22/2017	300	6,419.18	
1344345	173000813 AIRS D€	8/22/2017	300	4,928.22	
1344335	173000801	8/22/2017	300	1,862.46	
1344343	173000811 AIRS D€	8/22/2017	300	1,150.00	
1344434	1804452	8/22/2017	300	331.46	
1344442	173000801	8/22/2017	300	316.80	
1344346	173000814 AIRS D€	8/22/2017	300	237.00	
1344362	173000803	8/22/2017	300		659.98
1344848	173000809 AIRS TA	8/23/2017	300	3,178,588.97	
1344790	173000802	8/23/2017	300	2,854,228.15	
1344849	173000810 AIRS D€	8/23/2017	300	2,386,469.61	
1344853	173000813 AIRS D€	8/23/2017	300	33,766.46	
1344846	173000807 AIRS TA	8/23/2017	300	16,780.50	
1344851	173000812 AIRS D€	8/23/2017	300	5,799.56	
1344847	173000808 AIRS TA	8/23/2017	300	5,171.15	
1344776	173000801	8/23/2017	300	1,536.97	
1344850	173000811 AIRS D€	8/23/2017	300	475.00	
1344855	173000814 AIRS D€	8/23/2017	300	125.20	
1344860	173000803	8/23/2017	300		1,560.00
1345034	173000801	8/23/2017	300		42,000,000.00
1345070	173000803	8/24/2017	300	10,845,774.45	
1345075	173000809 AIRS TA	8/24/2017	300	7,949,246.84	
1345076	173000810 AIRS D€	8/24/2017	300	2,588,067.96	
1345079	173000813 AIRS D€	8/24/2017	300	44,832.22	
1345078	173000812 AIRS D€	8/24/2017	300	14,780.32	
1345074	173000808 AIRS TA	8/24/2017	300	9,477.76	
1345072	173000807 AIRS TA	8/24/2017	300	8,157.60	
1345077	173000811 AIRS D€	8/24/2017	300	3,290.00	
1345066	173000801	8/24/2017	300	3,108.06	
1345069	173000802	8/24/2017	300	586.00	
1345306	173000814 ARIS D€	8/24/2017	300	500.00	
1345348	173000804	8/24/2017	300		230.00
1345455	173000801	8/24/2017	300		7,000,000.00
1345494	173000802	8/25/2017	300	5,376,703.07	
1345501	173000809 AIRS TA	8/25/2017	300	4,263,732.14	
1345502	173000810 AIRS D€	8/25/2017	300	2,409,278.01	
1345500	173000808 AIRS TA	8/25/2017	300	24,258.51	
1345505	173000813 AIRS D€	8/25/2017	300	14,700.22	
1345503	173000811 AIRS D€	8/25/2017	300	13,588.37	
1345498	173000807 AIRS TA	8/25/2017	300	8,385.30	
1345504	173000812 AIRS D€	8/25/2017	300	3,193.38	
1345492	173000801	8/25/2017	300	1,299.47	
1345527	173000803	8/25/2017	300		1,085.98
1345946	172700809	8/25/2017	300		13,000,000.00

Run Date: 6/29/2018
 Run Time: 6:24:16PM

Demand Account Activity

Start Date: 7/1/2017 End Date: 6/29/2018

Page: 420
 User: 0

Jnl. Entry	Ref #	Trx. Date	Ledger	Debit Amount	Credit Amount
1346241	173000809 AIRS TA	8/28/2017	300	4,628,031.89	
1346242	073000810 AIRS Dε	8/28/2017	300	2,019,742.92	
1346235	173000802	8/28/2017	300	1,589,445.58	
1346243	173000811 AIRS Dε	8/28/2017	300	16,977.62	
1346244	173000812 AIRS Dε	8/28/2017	300	6,488.92	
1346246	173000813 AIRS Dε	8/28/2017	300	4,425.19	
1346234	173000801	8/28/2017	300	4,380.94	
1346239	173000807 AIRS TA	8/28/2017	300	3,639.90	
1346240	173000808 AIRS TA	8/28/2017	300	2,796.38	
1346250	173000803	8/28/2017	300		208.58
1346668	173000802	8/29/2017	300	2,520,986.03	
1346673	173000810 AIRS Dε	8/29/2017	300	2,351,131.37	
1346672	173000809 AIRS TA	8/29/2017	300	1,968,199.84	
1346674	173000811 AIRS Dε	8/29/2017	300	36,583.84	
1346676	173000813 AIRS Dε	8/29/2017	300	9,659.72	
1346671	173000808 AIRS TA	8/29/2017	300	6,042.27	
1346670	173000807 AIRS TA	8/29/2017	300	3,293.40	
1346667	173000801	8/29/2017	300	1,446.95	
1346675	173000812 AIRS Dε	8/29/2017	300	963.50	
1346685	173000803	8/29/2017	300		4,700.83
1347158	173000802	8/30/2017	300	4,484,502.81	
1347166	173000810 AIRS Dε	8/30/2017	300	2,453,988.75	
1347165	173000809 AIRS TA	8/30/2017	300	1,421,941.99	
1347167	173000811 AIRS Dε	8/30/2017	300	958,083.69	
1347169	173000813 AIRS Dε	8/30/2017	300	18,195.57	
1347163	173000807 AIRS TA	8/30/2017	300	6,893.70	
1347164	173000808 AIRS TA	8/30/2017	300	3,572.62	
1347168	173000812 AIRS Dε	8/30/2017	300	3,297.64	
1347157	173000801	8/30/2017	300	1,760.23	
1347320	173000804	8/30/2017	300	100.00	
1347159	173000803	8/30/2017	300		3,411.98
1348632	173000809 AIRS TA	8/31/2017	300	3,870,447.21	
1348633	173000810 AIRS Dε	8/31/2017	300	2,884,276.61	
1348627	173000802	8/31/2017	300	856,081.54	
1348631	173000808 AIRS TA	8/31/2017	300	17,757.01	
1348629	173000807 AIRS TA	8/31/2017	300	5,900.40	
1348637	173000813 AIRS Dε	8/31/2017	300	5,449.30	
1348625	173000801	8/31/2017	300	3,790.50	
1348634	173000811 AIRS Dε	8/31/2017	300	475.00	
1348636	173000812 AIRS Dε	8/31/2017	300	450.00	
1348642	173000803	8/31/2017	300		15,945.00
1348762	182700807	8/31/2017	300		26,000,000.00
1349085	173000902	9/1/2017	300	2,262,070.61	
1349083	173000901	9/1/2017	300	5,055.52	
1349088	173000903	9/1/2017	300		13,498.00
1349138	173000901	9/1/2017	300		21,000,000.00
1349149	173000908 AIRS Dε	9/5/2017	300	4,245,179.64	
1349150	173000909 AIRS Dε	9/5/2017	300	1,851,208.98	
1349146	173000902	9/5/2017	300	1,339,792.13	
1349148	173000907 AIRS TA	9/5/2017	300	15,110.70	
1349151	173000910 AIRS Dε	9/5/2017	300	8,884.02	
1349143	173000901	9/5/2017	300	8,697.50	
1349170	173000903	9/5/2017	300		9,750.98
1349525	173000902	9/6/2017	300	4,066,635.24	
1349532	173000910 AIRS Dε	9/6/2017	300	2,502,297.53	
1349531	173000909 AIRS TA	9/6/2017	300	1,159,574.54	

Run Date: 6/29/2018
Run Time: 6:24:16PM

Demand Account Activity

Start Date: 7/1/2017 End Date: 6/29/2018

Page: 421
User: 0

Jnl. Entry	Ref #	Trx. Date	Ledger	Debit Amount	Credit Amount
1349534	173000912 AIRS D€	9/6/2017	300	60,285.58	
1349535	173000913 AIRS D€	9/6/2017	300	48,977.18	
1349530	173000908 AIRS TA	9/6/2017	300	17,594.70	
1349529	173000907 AIRS TA	9/6/2017	300	9,725.10	
1349533	173000911 AIRS D€	9/6/2017	300	3,359.36	
1349524	173000901	9/6/2017	300	3,062.00	
1349536	173000914 AIRS D€	9/6/2017	300	46.20	
1349541	173000903	9/6/2017	300	30.00	
1349878	173000904	9/6/2017	300		13,927.92
1349952	173000905	9/6/2017	300		3,000,000.00
1350008	173000902	9/7/2017	300	7,120,265.63	
1350018	173000910 AIRS D€	9/7/2017	300	2,775,450.30	
1350017	173000909 AIRS TA	9/7/2017	300	2,025,149.65	
1350013	173000905	9/7/2017	300	50,078.29	
1350022	173000913 AIRS D€	9/7/2017	300	37,018.91	
1350023	173000914 AIRS D€	9/7/2017	300	37,018.91	
1350020	173000912 AIRS D€	9/7/2017	300	17,501.74	
1350015	173000907 AIRS TA	9/7/2017	300	7,227.00	
1350356	Correct Journal Entr	9/7/2017	300	2,511.49	
1350007	173000901	9/7/2017	300	2,218.46	
1350016	173000908 AIRS TA	9/7/2017	300	1,566.98	
1350019	173000911 AIRS D€	9/7/2017	300	425.00	
1350012	173000904	9/7/2017	300	273.60	
1350011	173000903	9/7/2017	300	50.00	
1350032	173000906	9/7/2017	300		200.00
1350035	Back Out Journal Er	9/7/2017	300		37,018.91
1350506	173000909 AIRS TA	9/8/2017	300	6,051,341.21	
1350503	173000902	9/8/2017	300	4,656,945.18	
1350507	173000910 AIRS D€	9/8/2017	300	3,037,589.20	
1350509	173000912 AIRS D€	9/8/2017	300	76,244.07	
1350510	173000913 AIRS D€	9/8/2017	300	37,802.15	
1350502	173000901	9/8/2017	300	6,976.35	
1350504	173000907 AIRS TA	9/8/2017	300	6,065.40	
1350505	173000908 AIRS TA	9/8/2017	300	3,392.15	
1350508	173000911 AIRS D€	9/8/2017	300	575.00	
1350874	173000901	9/8/2017	300		24,000,000.00
1351223	173000910 AIRS D€	9/11/2017	300	2,282,405.75	
1351200	173000902	9/11/2017	300	2,281,151.39	
1351222	173000909 AIRS TA	9/11/2017	300	1,418,647.45	
1351229	173000913 AIRS D€	9/11/2017	300	49,278.44	
1351226	173000912 AIRS D€	9/11/2017	300	44,023.73	
1351225	173000911 AIRS D€	9/11/2017	300	25,162.76	
1351220	173000907 AIRS TA	9/11/2017	300	8,695.50	
1351190	173000901	9/11/2017	300	7,711.32	
1351221	173000908 AIRS TA	9/11/2017	300	6,056.31	
1351230	173000914 AIRS D€	9/11/2017	300	100.00	
1351236	173000903	9/11/2017	300		12,362.60
1351604	173000909 AIRS TA	9/12/2017	300	4,509,587.26	
1351607	173000910 AIRS D€	9/12/2017	300	2,687,476.68	
1351591	173000902	9/12/2017	300	994,915.28	
1351613	173000911 AIRS D€	9/12/2017	300	61,976.81	
1351597	173000907 AIRS TA	9/12/2017	300	9,619.50	
1351602	173000908 AIRS TA	9/12/2017	300	6,030.93	
1351590	17300901	9/12/2017	300	2,646.99	
1351615	173000912 AIRS D€	9/12/2017	300	1,378.16	
1351619	173000913 AIRS D€	9/12/2017	300	100.00	

Run Date: 6/29/2018
 Run Time: 6:24:16PM

Demand Account Activity

Start Date: 7/1/2017 End Date: 6/29/2018

Page: 422
 User: 0

Jnl. Entry	Ref #	Trx. Date	Ledger	Debit Amount	Credit Amount
1351703	173000901	9/12/2017	300		4,000,000.00
1352099	173000909 AIRS TA	9/13/2017	300	4,415,187.00	
1352085	173000902	9/13/2017	300	2,896,208.10	
1352111	173000911 AIRS DE	9/13/2017	300	2,539,294.36	
1352113	173000913 AIRS DE	9/13/2017	300	40,442.22	
1352115	173000914 AIRS DE	9/13/2017	300	15,704.90	
1352097	173000908 AIRS TA	9/13/2017	300	6,208.77	
1352095	173000907 AIRS TA	9/13/2017	300	5,547.80	
1352083	173000901	9/13/2017	300	3,526.25	
1352112	173000912 AIRS DE	9/13/2017	300	3,005.79	
1352221	092300901	9/13/2017	300	2,535.76	
1352103	173000910 AIRS TA	9/13/2017	300	5.00	
1352136	173000903	9/13/2017	300		25,360.17
1353261	173000909 AIRS TA	9/14/2017	300	10,819,145.61	
1353262	173000911 AIRS DE	9/14/2017	300	2,472,024.31	
1353252	173000902	9/14/2017	300	1,584,875.07	
1353264	173000913 AIRS DE	9/14/2017	300	33,866.19	
1353258	173000907 AIRS TA	9/14/2017	300	26,152.50	
1353263	173000912 AIRS DE	9/14/2017	300	19,103.33	
1353251	173000901	9/14/2017	300	2,827.98	
1353260	173000908 AIRS TA	9/14/2017	300	2,495.92	
1353265	173000914 AIRS DE	9/14/2017	300	2,313.06	
1353270	173000903	9/14/2017	300		231.00
1353765	173000909 AIRS TA	9/15/2017	300	8,283,300.71	
1353757	173000902	9/15/2017	300	2,835,883.70	
1353924	Correct Journal Entr	9/15/2017	300	2,835,883.70	
1353766	173000911 AIRS DE	9/15/2017	300	2,202,391.97	
1353768	173000913 AIRS DE	9/15/2017	300	334,911.83	
1353767	173000912 AIRS DE	9/15/2017	300	70,756.58	
1353763	173000907 AIRS TA	9/15/2017	300	10,860.30	
1353756	173000901	9/15/2017	300	4,432.00	
1353764	173000908 AIRS TA	9/15/2017	300	2,081.82	
1353810	1806660	9/15/2017	300	356.21	
1353769	173000914 AIRS DE	9/15/2017	300	148.50	
1353778	173000903	9/15/2017	300		284,945.71
1353920	173000901	9/15/2017	300		48,000,000.00
1353923	Back Out Journal Er	9/15/2017	300		2,835,883.70
1354261	173000909 AIRS TA	9/18/2017	300	6,794,553.42	
1354249	173000903	9/18/2017	300	2,128,444.35	
1354270	173000911 AIRS DE	9/18/2017	300	1,968,275.96	
1354274	173000913 AIRS DE	9/18/2017	300	54,469.03	
1354272	173000912 AIRS DE	9/18/2017	300	20,577.51	
1354266	173000910 AIRS TA	9/18/2017	300	6,000.00	
1354256	173000907 AIRS TA	9/18/2017	300	5,425.20	
1354247	173000901	9/18/2017	300	5,166.12	
1354277	173000914 AIRS DE	9/18/2017	300	3,982.88	
1354258	173000908 AIRS TA	9/18/2017	300	3,279.11	
1354248	173000902	9/18/2017	300	54.00	
1354286	173000904	9/18/2017	300		2,260.06
1354958	173000909 AIRS TA	9/19/2017	300	8,047,346.85	
1354943	173000903	9/19/2017	300	3,964,573.66	
1354963	173000910 AIRS DE	9/19/2017	300	2,282,984.40	
1355041	1806981	9/19/2017	300	104,149.28	
1354966	173000911 AIRS DE	9/19/2017	300	78,110.81	
1354954	173000908 AIRS TA	9/19/2017	300	5,495.50	
1354950	173000907 AIRS TA	9/19/2017	300	5,088.10	

Run Date: 6/29/2018
 Run Time: 6:24:16PM

Demand Account Activity

Start Date: 7/1/2017 End Date: 6/29/2018

Page: 423
 User: 0

Jnl. Entry	Ref #	Trx. Date	Ledger	Debit Amount	Credit Amount
1354970	173000912 AIRS D€	9/19/2017	300	3,476.62	
1354938	173000901	9/19/2017	300	881.81	
1354980	173000903	9/19/2017	300		4,012.00
1355013	173000901	9/19/2017	300		20,000,000.00
1355504	173000909 AIRS TA	9/20/2017	300	7,991,502.01	
1355506	173000910 AIRS D€	9/20/2017	300	2,430,709.13	
1355498	173000902	9/20/2017	300	1,111,990.33	
1355511	173000912 AIRS D€	9/20/2017	300	213,437.66	
1355513	173000913 AIRS D€	9/20/2017	300	23,247.08	
1355501	173000907 AIRS TA	9/20/2017	300	9,438.00	
1355497	173000901	9/20/2017	300	5,369.68	
1355502	173000908 AIRS TA	9/20/2017	300	3,856.58	
1355510	173000911 AIRS D€	9/20/2017	300	2,559.32	
1355514	173000914 AIRS D€	9/20/2017	300	200.00	
1355523	173000903	9/20/2017	300		500,158.34
1356006	173000909 AIRS TA	9/21/2017	300	24,215,386.95	
1356010	173000911 AIRS D€	9/21/2017	300	2,785,165.76	
1356000	173000903	9/21/2017	300	2,625,052.13	
1356013	173000912 AIRS D€	9/21/2017	300	421,669.99	
1356005	173000908 AIRS TA	9/21/2017	300	19,834.00	
1356004	173000907 AIRS TA	9/21/2017	300	14,460.60	
1355998	173000901	9/21/2017	300	3,998.49	
1356122	173000901	9/21/2017	300	490.00	
1356007	173000910 AIRS TA	9/21/2017	300	375.00	
1356016	173000913 AIRS D€	9/21/2017	300	355.90	
1355999	173000902	9/21/2017	300	194.00	
1356033	173000904	9/21/2017	300		1,873.00
1356136	173000902	9/21/2017	300		32,000,000.00
1356539	173000909 AIRS TA	9/22/2017	300	18,952,426.63	
1356533	173000902	9/22/2017	300	3,031,502.20	
1356543	173000910 AIRS D€	9/22/2017	300	2,080,824.85	
1356544	173000911 AIRS D€	9/22/2017	300	1,992,540.11	
1356545	173000912 AIRS D€	9/22/2017	300	243,396.07	
1356536	173000907 AIRS TA	9/22/2017	300	11,665.50	
1356537	173000908 AIRS TA	9/22/2017	300	6,393.57	
1356532	173000901	9/22/2017	300	693.48	
1356546	173000913 AIRS D€	9/22/2017	300	112.60	
1356555	173000903	9/22/2017	300		3,756.27
1356614	173000901	9/22/2017	300		51,000,000.00
1357068	173000909 AIRS TA	9/25/2017	300	11,618,165.04	
1357037	173000903	9/25/2017	300	3,954,524.27	
1357069	173000910 AIRS D€	9/25/2017	300	2,069,498.64	
1357070	173000911 AIRS D€	9/25/2017	300	28,978.27	
1357072	173000913 AIRS D€	9/25/2017	300	21,088.54	
1357071	173000912 AIRS D€	9/25/2017	300	11,190.00	
1357066	173000908 AIRS TA	9/25/2017	300	9,414.10	
1356801	173000901	9/25/2017	300	7,014.56	
1357062	173000907 AIRS TA	9/25/2017	300	4,966.50	
1357205	17173000915	9/25/2017	300	206.00	
1357073	173000914 AIRS D€	9/25/2017	300	12.60	
1357035	173000902	9/25/2017	300	10.00	
1357039	173000904	9/25/2017	300		6,879.97
1357541	173000902	9/26/2017	300	8,269,884.61	
1357547	173000909 AIRS TA	9/26/2017	300	5,584,354.41	
1357548	173000910 AIRS D€	9/26/2017	300	2,431,436.88	
1357551	173000912 AIRS D€	9/26/2017	300	143,692.41	

Run Date: 6/29/2018
 Run Time: 6:24:16PM

Demand Account Activity

Page: 424
 User: 0

Start Date: 7/1/2017 End Date: 6/29/2018

Jnl. Entry	Ref #	Trx. Date	Ledger	Debit Amount	Credit Amount
1357546	173000908 AIRS TA	9/26/2017	300	22,959.42	
1357549	173000911 AIRS D€	9/26/2017	300	7,849.17	
1357544	173000907 AIRS TA	9/26/2017	300	6,517.50	
1357540	173000901	9/26/2017	300	964.16	
1357561	173000903	9/26/2017	300		28,882.00
1358043	173000909 AIRS TA	9/27/2017	300	9,148,525.83	
1358044	173000910 AIRS D€	9/27/2017	300	2,661,111.76	
1358036	173000902	9/27/2017	300	760,190.84	
1358046	173000912 AIRS D€	9/27/2017	300	13,626.40	
1358041	173000907 AIRS TA	9/27/2017	300	6,939.90	
1358035	173000901	9/27/2017	300	5,202.41	
1358101	Correct Journal Entr	9/27/2017	300	5,202.41	
1358045	173000911 AIRS D€	9/27/2017	300	2,757.54	
1358042	173000908 AIRS TA	9/27/2017	300	2,495.78	
1358048	173000913 AIRS D€	9/27/2017	300	132.41	
1358063	173000903	9/27/2017	300		537.00
1358099	Back Out Journal Er	9/27/2017	300		5,202.41
1358174	172700903	9/27/2017	300		15,000,000.00
1359226	173000909 AIRS TA	9/28/2017	300	4,306,045.37	
1359227	173000910 AIRS D€	9/28/2017	300	3,432,204.14	
1359220	173000902	9/28/2017	300	975,795.12	
1359230	173000913 AIRS D€	9/28/2017	300	122,223.00	
1359224	173000907 AIRS TA	9/28/2017	300	16,684.80	
1359225	173000908 AIRS TA	9/28/2017	300	10,421.66	
1359231	173000914 AIRS D€	9/28/2017	300	5,742.00	
1359229	173000912 AIRS D€	9/28/2017	300	4,428.10	
1359219	173000901	9/28/2017	300	3,498.02	
1359228	173000911 AIRS D€	9/28/2017	300	1,629.43	
1359221	173000903	9/28/2017	300	25.00	
1359237	173000904	9/28/2017	300		1,003.00
1359681	173000903	9/29/2017	300	10,556,838.49	
1359809	183000903CHECK ;	9/29/2017	300	4,460,060.76	
1359810	183000904SRO AIR	9/29/2017	300	1,833,553.98	
1359811	183000905OTHER /	9/29/2017	300	1,034,761.80	
1359808	183000902CASHOF	9/29/2017	300	10,653.98	
1359807	183000901SRO AIR	9/29/2017	300	8,401.80	
1359812	183000906CASH OI	9/29/2017	300	6,100.00	
1359678	173000902	9/29/2017	300	5,029.83	
1359813	183000907CHECK2	9/29/2017	300	536.03	
1359676	173000901	9/29/2017	300		14,297.08
1359778	182700901	9/29/2017	300		20,000,000.00
1360192	173001002	10/2/2017	300	2,183,772.29	
1360189	173001001	10/2/2017	300	3,410.50	
1360196	173001003	10/2/2017	300		2,613.98
1360235	173000901	10/2/2017	300		30,000,000.00
1360570	173001008 AIRS D€	10/3/2017	300	4,632,859.90	
1360560	173001002	10/3/2017	300	716,315.13	
1360569	173001007 AIRS TA	10/3/2017	300	22,918.50	
1360572	173001010 AIRS D€	10/3/2017	300	11,765.60	
1360571	173001009 AIRS D€	10/3/2017	300	6,404.90	
1360545	173001001	10/3/2017	300	360.00	
1360645	173001004	10/3/2017	300	50.00	
1360562	173001003	10/3/2017	300		1,821.50
1360676	173001010	10/3/2017	300		5,000,000.00
1360706	173001010 AIRS D€	10/4/2017	300	2,518,675.84	
1360697	173001003	10/4/2017	300	1,267,335.36	

Run Date: 6/29/2018
 Run Time: 6:24:16PM

Demand Account Activity

Start Date: 7/1/2017 End Date: 6/29/2018

Page: 425
 User: 0

Jnl. Entry	Ref #	Trx. Date	Ledger	Debit Amount	Credit Amount
1361004	173001013 AIRS D€	10/4/2017	300	582,112.26	
1360705	173001009 AIRS TA	10/4/2017	300	202,501.01	
1360704	173001008 AIRS TA	10/4/2017	300	18,686.63	
1360707	173001011 AIRS D€	10/4/2017	300	18,405.88	
1360703	173001007 AIRS TA	10/4/2017	300	12,322.20	
1360690	173001001	10/4/2017	300	5,529.58	
1360708	173001012 AIRS D€	10/4/2017	300	3,000.00	
1360696	173001002	10/4/2017	300	10.00	
1360689	173001004	10/4/2017	300		9,942.93
1361355	173001009 AIRS TA	10/5/2017	300	3,996,512.34	
1361357	173001011 AIRS D€	10/5/2017	300	3,124,584.01	
1361359	173001013 AIRS D€	10/5/2017	300	1,122,747.25	
1361348	173001003	10/5/2017	300	1,111,649.10	
1361353	173001007 AIRS TA	10/5/2017	300	12,312.30	
1361354	173001008 AIRS TA	10/5/2017	300	8,809.94	
1361346	173001001	10/5/2017	300	4,401.73	
1361360	173001014 AIRS D€	10/5/2017	300	3,364.36	
1361358	173001012 AIRS D€	10/5/2017	300	1,855.86	
1361350	173001004	10/5/2017	300	118.00	
1361351	173001005	10/5/2017	300	15.20	
1361347	173001002	10/5/2017	300	10.00	
1361356	173001010 AIRS TA	10/5/2017	300	4.75	
1361368	173001006	10/5/2017	300		2,230.77
1361466	173001001	10/5/2017	300		5,000,000.00
1361728	173001002	10/6/2017	300	2,769,643.97	
1361735	173001011 AIRS D€	10/6/2017	300	2,271,792.79	
1361734	173001009 AIRS TA	10/6/2017	300	1,159,810.81	
1361737	173001013 AIRS D€	10/6/2017	300	599,217.39	
1361731	173001007 AIRS TA	10/6/2017	300	9,975.90	
1361732	173001008 AIRS TA	10/6/2017	300	8,772.69	
1361727	173001001	10/6/2017	300	3,028.75	
1361738	173001014 AIRS D€	10/6/2017	300	541.27	
1361736	173001012 AIRS D€	10/6/2017	300	191.98	
1361746	173001003	10/6/2017	300		939.03
1362132	173001002	10/9/2017	300	2,820,377.32	
1362131	173001001	10/9/2017	300	13,419.28	
1362128	173001003	10/9/2017	300		323.39
1362500	173001009 AIRS TA	10/10/2017	300	4,874,035.27	
1362501	173001010 AIRS D€	10/10/2017	300	4,273,940.32	
1362495	173001002	10/10/2017	300	2,302,475.11	
1362502	173001011 AIRS D€	10/10/2017	300	1,819,767.32	
1362504	173001013 AIRS D€	10/10/2017	300	600,428.52	
1362503	173001012 AIRS D€	10/10/2017	300	21,205.76	
1362499	173001008 AIRS TA	10/10/2017	300	14,153.75	
1362498	173001007 AIRS TA	10/10/2017	300	13,437.60	
1362494	173001001	10/10/2017	300	2,388.75	
1362554	173001001	10/10/2017	300		28,000,000.00
1362940	173001002	10/11/2017	300	5,732,096.81	
1362948	173001009 AIRS TA	10/11/2017	300	3,282,511.24	
1362949	173001010 AIRS D€	10/11/2017	300	937,061.71	
1362950	173001011 AIRS D€	10/11/2017	300	436,958.08	
1362947	173001008 AIRS TA	10/11/2017	300	7,087.88	
1362939	173001001	10/11/2017	300	3,368.40	
1362946	173001007 AIRS TA	10/11/2017	300	973.50	
1362941	173001003	10/11/2017	300		56,483.20
1364085	173001002	10/12/2017	300	3,679,936.72	

Run Date: 6/29/2018
 Run Time: 6:24:16PM

Demand Account Activity

Start Date: 7/1/2017 End Date: 6/29/2018

Page: 426
 User: 0

Jnl. Entry	Ref #	Trx. Date	Ledger	Debit Amount	Credit Amount
1364093	173001010 AIRS D€	10/12/2017	300	3,179,110.18	
1364095	173001012 AIRS D€	10/12/2017	300	141,407.31	
1364091	173001009 AIRS TA	10/12/2017	300	133,598.54	
1364089	13001007 AIRS TA	10/12/2017	300	13,163.70	
1364094	173001011 AIRS D€	10/12/2017	300	4,337.70	
1364090	173001008 AIRS TA	10/12/2017	300	2,130.99	
1364084	173001001	10/12/2017	300	1,257.00	
1364233	173001001	10/12/2017	300		9,000,000.00
1364589	173001009 AIRS TA	10/13/2017	300	4,924,815.46	
1364565	173001002	10/13/2017	300	2,434,627.40	
1364590	173001010 AIRS D€	10/13/2017	300	2,014,339.92	
1364592	173001012 AIRS D€	10/13/2017	300	841,723.87	
1364591	173001011 AIRS D€	10/13/2017	300	19,102.17	
1364548	173001001	10/13/2017	300	6,086.50	
1364587	173001007 AIRS TA	10/13/2017	300	5,883.90	
1364593	173001013	10/13/2017	300	4,804.93	
1364588	173001008 AIRS TA	10/13/2017	300	2,878.99	
1364571	173001003	10/13/2017	300		305.50
1365146	173001010 AIRS D€	10/16/2017	300	2,066,945.77	
1365144	173001009 AIRS TA	10/16/2017	300	2,017,410.51	
1365139	173001002	10/16/2017	300	1,796,936.51	
1365150	173001013 AIRS D€	10/16/2017	300	189,011.96	
1365147	173001011 AIRS D€	10/16/2017	300	30,857.20	
1365148	173001012 AIRS D€	10/16/2017	300	7,541.09	
1365142	173001007 AIRS TA	10/16/2017	300	6,949.80	
1365143	173001008 AIRS TA	10/16/2017	300	5,659.52	
1365138	173001001	10/16/2017	300	3,989.65	
1365151	173001014 AIRS D€	10/16/2017	300	6.00	
1365155	173001003	10/16/2017	300		4,000.33
1365577	173001009 AIRS TA	10/17/2017	300	5,735,614.15	
1365571	173001002	10/17/2017	300	4,766,177.89	
1365578	173001010 DSMV	10/17/2017	300	2,262,988.86	
1365582	173001013 AIRS D€	10/17/2017	300	119,663.76	
1365579	173001011 AIRS D€	10/17/2017	300	13,300.00	
1365575	103001007 AIRS TA	10/17/2017	300	9,550.20	
1365570	173001001	10/17/2017	300	3,726.62	
1365576	173001008 AIRS TA	10/17/2017	300	2,544.77	
1365581	173001012 AIRS D€	10/17/2017	300	1,006.20	
1365583	173001014 AIRS D€	10/17/2017	300	156.20	
1365590	173001003	10/17/2017	300		5,916.64
1365634	172701002	10/17/2017	300		40,000,000.00
1366054	173001009 AIRS TA	10/18/2017	300	4,862,708.94	
1366038	173001003	10/18/2017	300	3,063,755.54	
1366056	173001010 AIRS D€	10/18/2017	300	2,314,678.60	
1366062	173001013 AIRS D€	10/18/2017	300	182,651.38	
1366049	173001007 AIRS TA	10/18/2017	300	17,308.50	
1366050	173001008 AIRS TA	10/18/2017	300	6,686.87	
1366036	173001001	10/18/2017	300	3,670.46	
1366058	173001011 AIRS D€	10/18/2017	300	2,931.34	
1366060	173001012 AIRS D€	10/18/2017	300	470.62	
1366037	103001002	10/18/2017	300	214.00	
1366039	173001004	10/18/2017	300		22,041.00
1366180	173001001	10/18/2017	300		22,000,000.00
1366845	173001009 AIRS TA	10/19/2017	300	7,767,159.32	
1366846	173001010 AIRS D€	10/19/2017	300	2,550,724.37	
1366836	173001002	10/19/2017	300	2,227,454.20	

Run Date: 6/29/2018
 Run Time: 6:24:16PM

Demand Account Activity

Start Date: 7/1/2017 End Date: 6/29/2018

Page: 427
 User: 0

Jnl. Entry	Ref #	Trx. Date	Ledger	Debit Amount	Credit Amount
1366899	Correct Journal Entr	10/19/2017	300	2,227,454.20	
1366850	173001013 AIRS D€	10/19/2017	300	90,209.67	
1366847	173001011 AIRS D€	10/19/2017	300	17,308.74	
1366843	173001008 AIRS TA	10/19/2017	300	9,036.08	
1366841	173001007 AIRS TA	10/19/2017	300	8,787.90	
1366849	173001012 AIRS D€	10/19/2017	300	5,753.73	
1366835	173001001	10/19/2017	300	5,691.50	
1366855	173001003	10/19/2017	300		100.00
1366898	Back Out Journal Er	10/19/2017	300		2,227,454.20
1367257	173001009 AIRS TA	10/20/2017	300	9,761,736.12	
1367258	173001010 AIRS D€	10/20/2017	300	1,872,450.64	
1367250	173001002	10/20/2017	300	1,467,667.42	
1367264	173001013 AIRS D€	10/20/2017	300	361,314.56	
1367256	173001008 AIRS TA	10/20/2017	300	23,184.23	
1367255	173001007 AIRS TA	10/20/2017	300	13,223.10	
1367262	173001012 AIRS D€	10/20/2017	300	6,749.00	
1367247	173001001	10/20/2017	300	3,586.41	
1367259	173001011 AIRS D€	10/20/2017	300	75.00	
1367254	173001003	10/20/2017	300		16,000,000.00
1367272	173001004	10/20/2017	300		4,850.00
1367742	173001002	10/23/2017	300	19,600,823.35	
1367753	173001009 AIRS TA	10/23/2017	300	12,731,113.08	
1367878	Back Out Journal Er	10/23/2017	300	5,000,000.00	
1367754	173001010 AIRS D€	10/23/2017	300	1,842,930.83	
1367756	173001012 AIRS D€	10/23/2017	300	145,485.14	
1367739	173001001	10/23/2017	300	5,079.49	
1367751	173001007 AIRS TA	10/23/2017	300	4,214.10	
1367752	173001008 AIRS TA	10/23/2017	300	3,356.92	
1367748	173001003	10/23/2017	300	1,105.00	
1367755	173001011 AIRS D€	10/23/2017	300	825.00	
1367757	173001013 AIRS D€	10/23/2017	300	129.00	
1367762	173001004	10/23/2017	300		88,136.76
1367885	173001001	10/23/2017	300		5,000,000.00
1367846	173001001	10/23/2017	300		5,000,000.00
1368268	Back Out Journal Er	10/24/2017	300	40,000,000.00	
1368164	173001009 AIRS	10/24/2017	300	7,959,502.09	
1368159	173001002	10/24/2017	300	5,945,727.85	
1368165	173001010 AIRS D€	10/24/2017	300	1,933,045.52	
1368168	173001013 AIRS D€	10/24/2017	300	10,719.70	
1368162	173001007 AIRS TA	10/24/2017	300	10,160.70	
1368166	173001011 AIRS D€	10/24/2017	300	8,853.05	
1368167	173001012 AIRS D€	10/24/2017	300	2,032.30	
1368158	173001001	10/24/2017	300	1,821.49	
1368163	173001008 AIRS	10/24/2017	300	1,557.92	
1368214	173001001	10/24/2017	300		40,000,000.00
1368174	173001003	10/24/2017	300		71.00
1368322	Correct Journal Entr	10/24/2017	300		40,000,000.00
1368624	173001009 AIRS TA	10/25/2017	300	4,346,582.64	
1368747	Back Out Journal Er	10/25/2017	300	4,000,000.00	
1368774	Back Out Journal Er	10/25/2017	300	3,000,000.00	
1368626	173001011 AIRS D€	10/25/2017	300	1,954,389.06	
1368619	173001002	10/25/2017	300	1,393,178.37	
1368629	173001014 AIRS D€	10/25/2017	300	67,814.69	
1368627	173001012 AIRS D€	10/25/2017	300	26,532.65	
1368623	173001008 AIRS TA	10/25/2017	300	20,456.68	
1368628	173001013 AIRS D€	10/25/2017	300	9,753.80	

Run Date: 6/29/2018
 Run Time: 6:24:16PM

Demand Account Activity

Start Date: 7/1/2017 End Date: 6/29/2018

Page: 428
 User: 0

Jnl. Entry	Ref #	Trx. Date	Ledger	Debit Amount	Credit Amount
1368622	173001007 AIRS TA	10/25/2017	300	5,728.80	
1368617	173001001	10/25/2017	300	1,768.15	
1368625	173001010 AIRS TA	10/25/2017	300	29.00	
1368632	173001003	10/25/2017	300		271,365.20
1368772	173001006	10/25/2017	300		4,000,000.00
1368797	Correct Journal Entr	10/25/2017	300		3,000,000.00
1368787	173001001	10/25/2017	300		3,000,000.00
1369642	173001009 AIRS TA	10/26/2017	300	10,355,970.65	
1369636	173001003	10/26/2017	300	3,725,467.81	
1369643	173001010 AIRS D€	10/26/2017	300	2,525,707.64	
1369640	173001008 AIRS TA	10/26/2017	300	30,628.30	
1369639	173001007 AIRS TA	10/26/2017	300	8,652.60	
1369645	173001011 AIRS D€	10/26/2017	300	8,231.47	
1369634	173001001	10/26/2017	300	3,236.60	
1369635	173001002	10/26/2017	300	497.19	
1369654	173001004	10/26/2017	300		3,218.00
1370368	173001009 AIRS TA	10/27/2017	300	4,050,427.91	
1370355	173001002	10/27/2017	300	2,385,116.35	
1370370	173001010 AIRS D€	10/27/2017	300	1,814,660.23	
1370374	173001013 AIRS D€	10/27/2017	300	16,765.08	
1370366	173001007 AIRS TA	10/27/2017	300	8,309.40	
1370367	173001008 AIRS TA	10/27/2017	300	7,621.74	
1370373	173001012 AIRS D€	10/27/2017	300	4,980.24	
1370335	173001001	10/27/2017	300	3,017.20	
1370372	173001011 AIRS D€	10/27/2017	300	1,125.00	
1370359	173001003	10/27/2017	300	16.50	
1370384	173001004	10/27/2017	300		31,000,000.00
1370389	173001005	10/27/2017	300		5,527.00
1370730	173001003	10/30/2017	300	4,079,202.67	
1370752	173001010 AIRS D€	10/30/2017	300	1,703,500.16	
1370751	173001009 AIRS TA	10/30/2017	300	1,633,569.92	
1370753	173001011 AIRS D€	10/30/2017	300	948,552.73	
1370739	1810619	10/30/2017	300	104,393.15	
1370742	173001007 AIRS TA	10/30/2017	300	14,826.90	
1370728	173001001	10/30/2017	300	6,954.65	
1370755	173001013 AIRS D€	10/30/2017	300	5,869.55	
1370754	173001012 AIRS D€	10/30/2017	300	4,232.97	
1370749	173001008 AIRS TA	10/30/2017	300	3,889.21	
1370729	173001002	10/30/2017	300	60.00	
1370733	173001004	10/30/2017	300		5,380.07
1371333	173001009 AIRS TA	10/31/2017	300	3,726,081.63	
1371327	173001003	10/31/2017	300	2,847,114.56	
1371334	173001010 AIRS D€	10/31/2017	300	1,941,650.69	
1371337	173001013 AIRS D€	10/31/2017	300	394,144.75	
1371335	173001011 AIRS D€	10/31/2017	300	11,193.79	
1371332	173001008 AIRS TA	10/31/2017	300	7,320.69	
1371331	173001007 AIRS TA	10/31/2017	300	6,105.00	
1371324	173001001	10/31/2017	300	790.00	
1371336	173001012 AIRS D€	10/31/2017	300	773.82	
1371326	173001002	10/31/2017	300	110.00	
1371343	173001004	10/31/2017	300	50.00	
1371355	173001005	10/31/2017	300		7,918.00
1371746	173001002	11/1/2017	300	3,576,554.28	
1371744	173001001	11/1/2017	300	3,004.91	
1371749	173001003	11/1/2017	300		6,364.63
1371857	Correct Journal Entr	11/1/2017	300		6,000,000.00

Run Date: 6/29/2018
Run Time: 6:24:16PM

Demand Account Activity

Start Date: 7/1/2017 End Date: 6/29/2018

Page: 429
User: 0

Jnl. Entry	Ref #	Trx. Date	Ledger	Debit Amount	Credit Amount
1372098	173001108 AIRS D€	11/2/2017	300	4,824,188.96	
1372093	173001002	11/2/2017	300	4,685,841.96	
1372105	173001003	11/2/2017	300	122,550.32	
1372097	173001107 AIRS TA	11/2/2017	300	23,687.40	
1372099	173001109 AIRS D€	11/2/2017	300	17,176.98	
1372100	173001110 AIRS D€	11/2/2017	300	3,427.92	
1372092	173001001	11/2/2017	300	183.48	
1372106	173001004	11/2/2017	300		9,305.12
1372492	173001110 AIRS D€	11/3/2017	300	1,937,724.75	
1372493	173001111 AIRS D€	11/3/2017	300	1,927,845.54	
1372491	173001109 AIRS TA	11/3/2017	300	1,619,898.84	
1372486	173001003	11/3/2017	300	561,432.30	
1372495	173001113 AIRS D€	11/3/2017	300	81,469.47	
1372490	173001108 AIRS TA	11/3/2017	300	38,967.50	
1372484	173001001	11/3/2017	300	7,196.90	
1372489	173001107 AIRS TA	11/3/2017	300	6,873.90	
1372494	173001112 AIRS D€	11/3/2017	300	500.00	
1372485	173001002	11/3/2017	300	10.00	
1372500	173001004	11/3/2017	300		31,600.23
1372670	173001001	11/3/2017	300		31,000,000.00
1372913	173001102	11/6/2017	300	8,215,696.16	
1372923	173001110 AIRS D€	11/6/2017	300	1,967,628.77	
1372922	173001109 AIRS TA	11/6/2017	300	1,882,159.96	
1372926	173001113 AIRS D€	11/6/2017	300	74,883.04	
1372920	173001107 AIRS TA	11/6/2017	300	16,302.00	
1372925	173001112 AIRS D€	11/6/2017	300	8,471.83	
1372912	173001101	11/6/2017	300	7,680.35	
1372924	173001111 AIRS D€	11/6/2017	300	6,963.06	
1372921	173001108 AIRS TA	11/6/2017	300	6,371.41	
1372914	173001103	11/6/2017	300	27.21	
1372915	173001104	11/6/2017	300	3.00	
1372934	173001105	11/6/2017	300		10,702.00
1373360	173001102	11/7/2017	300	4,672,400.35	
1373368	173001110 AIRS D€	11/7/2017	300	2,085,123.91	
1373367	173001109 AIRS TA	11/7/2017	300	1,783,165.85	
1373371	173001113 AIRS D€	11/7/2017	300	30,745.39	
1373370	173001112 AIRS D€	11/7/2017	300	14,564.99	
1373366	173001108 AIRS TA	11/7/2017	300	6,539.03	
1373365	173001107 AIRS TA	11/7/2017	300	6,210.60	
1373369	173001111 AIRS D€	11/7/2017	300	3,646.39	
1373358	173001101	11/7/2017	300	1,330.49	
1373447	172701106	11/7/2017	300		21,000,000.00
1373381	173001103	11/7/2017	300		25,208.97
1373851	173001110 AIRS D€	11/8/2017	300	2,460,587.08	
1373850	173001109 AIRS TA	11/8/2017	300	1,789,453.11	
1373811	173001102	11/8/2017	300	1,145,478.40	
1373836	173001107 AIRS TA	11/8/2017	300	7,761.60	
1373860	173001113 AIRS D€	11/8/2017	300	4,332.34	
1373807	173001101	11/8/2017	300	3,493.66	
1373848	173001108 AIRS TA	11/8/2017	300	1,929.22	
1373855	173001112 AIRS D€	11/8/2017	300	374.96	
1373853	173001111 AIRS D€	11/8/2017	300	275.00	
1373826	173001103	11/8/2017	300	129.04	
1373829	173001104	11/8/2017	300	62.78	
1375020	173001103	11/9/2017	300	5,420,951.66	
1375026	173001109 AIRS TA	11/9/2017	300	3,566,848.54	

Run Date: 6/29/2018
 Run Time: 6:24:16PM

Demand Account Activity

Start Date: 7/1/2017 End Date: 6/29/2018

Page: 430
 User: 0

Jnl. Entry	Ref #	Trx. Date	Ledger	Debit Amount	Credit Amount
1375027	173001110 AIRS D€	11/9/2017	300	2,669,594.58	
1375028	173001111 AIRS D€	11/9/2017	300	42,054.65	
1375024	173001107 AIRS TA	11/9/2017	300	12,124.20	
1375018	173001101	11/9/2017	300	6,541.02	
1375025	173001108 AIRS TA	11/9/2017	300	4,460.97	
1375030	173001113 AIRS D€	11/9/2017	300	471.58	
1375029	173001112 AIRS D€	11/9/2017	300	414.78	
1375019	173001102	11/9/2017	300	10.00	
1375036	173001104	11/9/2017	300		1,235.00
1375729	173001110 AIRS D€	11/13/2017	300	1,994,149.19	
1375728	173001109 AIRS TA	11/13/2017	300	1,282,870.09	
1375693	173001102	11/13/2017	300	933,777.60	
1375723	173001107 AIRS TA	11/13/2017	300	8,342.40	
1375732	173001113 AIRS D€	11/13/2017	300	6,578.10	
1375727	173001108 AIRS TA	11/13/2017	300	5,808.58	
1375690	173001101	11/13/2017	300	3,849.16	
1375730	173001111 AIRS D€	11/13/2017	300	2,718.64	
1375733	173001114 AIRS D€	11/13/2017	300	1,564.00	
1375731	173001112 AIRS D€	11/13/2017	300	1,060.54	
1375707	173001103	11/13/2017	300		32,000,000.00
1375745	173001104	11/13/2017	300		1,429.20
1375771	173001105	11/13/2017	300		12,306.40
1376131	173001103	11/14/2017	300	4,421,545.13	
1376140	173001110 AIRS D€	11/14/2017	300	1,782,498.80	
1376139	173001109 AIRS TA	11/14/2017	300	1,635,834.06	
1376143	173001112 AIRS D€	11/14/2017	300	16,166.32	
1376141	173001111 AIRS D€	11/14/2017	300	14,991.79	
1376138	173001108 AIRS TA	11/14/2017	300	11,562.17	
1376136	173001107 AIRS TA	11/14/2017	300	7,365.60	
1376129	173001101	11/14/2017	300	3,600.72	
1376144	173001113 AIRS D€	11/14/2017	300	1,212.16	
1376130	173001102	11/14/2017	300	10.00	
1376166	173001104	11/14/2017	300		6,595.00
1376574	173001109 AIRS TA	11/15/2017	300	2,914,953.28	
1376575	173001110 AIRS D€	11/15/2017	300	2,133,142.58	
1376569	173001102	11/15/2017	300	1,659,814.81	
1376578	173001113 AIRS D€	11/15/2017	300	58,139.02	
1376571	173001107 AIRS TA	11/15/2017	300	10,655.70	
1376568	173001101	11/15/2017	300	2,431.55	
1376573	173001108 AIRS TA	11/15/2017	300	2,214.70	
1376577	173001112 AIRS D€	11/15/2017	300	706.10	
1376576	173001111 AIRS D€	11/15/2017	300	148.95	
1376582	173001103	11/15/2017	300		301,007.80
1377047	173001109 AIRS TA	11/16/2017	300	6,107,195.89	
1377048	173001110 AIRS D€	11/16/2017	300	2,846,158.92	
1377040	173001102	11/16/2017	300	2,311,447.06	
1377045	173001107 AIRS TA	11/16/2017	300	10,972.50	
1377039	173001101	11/16/2017	300	6,847.00	
1377046	173001108 AIRS TA	11/16/2017	300	3,871.54	
1377049	173001111 AIRS D€	11/16/2017	300	2,252.02	
1377050	173001112 AIRS D€	11/16/2017	300	2,181.57	
1377041	173001103	11/16/2017	300	2,008.87	
1377222	Correct Journal Entr	11/16/2017	300		2,459.00
1377458	1730011020	11/17/2017	300	7,911,883.68	
1377463	173001109 AIRS TA	11/17/2017	300	2,974,644.61	
1377464	173001110 DSMV	11/17/2017	300	2,174,891.25	

Demand Account Activity

Start Date: 7/1/2017 End Date: 6/29/2018

Jnl. Entry	Ref #	Trx. Date	Ledger	Debit Amount	Credit Amount
1377462	173001108 AIRS TA	11/17/2017	300	121,792.18	
1377466	173001112 AIRS D€	11/17/2017	300	12,409.05	
1377457	173001101	11/17/2017	300	6,180.26	
1377461	173001107 AIRS TA	11/17/2017	300	4,154.70	
1377465	173001111 AIRS C	11/17/2017	300	1,210.39	
1377470	173001103	11/17/2017	300		6,925.00
1377506	173001001	11/17/2017	300		58,000,000.00
1377892	173001109 AIRS TA	11/20/2017	300	4,030,233.10	
1377893	173001110 AIRS D€	11/20/2017	300	1,626,642.12	
1377887	173001103	11/20/2017	300	1,557,397.11	
1377896	173001113 AIRS D€	11/20/2017	300	16,947.92	
1377894	173001111 AIRS D€	11/20/2017	300	14,946.82	
1377891	173001108 AIRS TA	11/20/2017	300	14,440.29	
1377895	173001112 AIRS D€	11/20/2017	300	9,921.67	
1377890	173001107 AIRS TA	11/20/2017	300	5,577.00	
1377885	173001101	11/20/2017	300	2,384.36	
1377898	173001114 AIRS D€	11/20/2017	300	173.02	
1377886	173001102	11/20/2017	300	40.00	
1377907	173001104	11/20/2017	300		742.00
1378130	173001103	11/21/2017	300	4,326,768.24	
1378134	173001109 AIRS TA	11/21/2017	300	2,886,292.92	
1378135	173001110 AIRS D€	11/21/2017	300	2,196,839.56	
1378112	1812750	11/21/2017	300	115,219.79	
1378137	173001112 AIRS D€	11/21/2017	300	11,631.40	
1378136	173001111 AIRS D€	11/21/2017	300	10,204.67	
1378132	173001107 AIRS TA	11/21/2017	300	9,777.90	
1378133	173001108 AIRS TA	11/21/2017	300	7,925.34	
1378129	173001102	11/21/2017	300	3,484.50	
1378127	173001101	11/21/2017	300		1,509.75
1378892	173001109 AIRS TA	11/22/2017	300	5,335,161.39	
1378889	173001103	11/22/2017	300	3,333,126.22	
1378893	173001110 AIRS D€	11/22/2017	300	2,324,042.88	
1378896	173001113 AIRS D€	11/22/2017	300	18,030.09	
1378890	173001107 AIRS TA	11/22/2017	300	11,757.90	
1378891	173001108 AIRS TA	11/22/2017	300	8,626.96	
1378895	173001112 AIRS D€	11/22/2017	300	5,081.77	
1378887	173001101	11/22/2017	300	4,269.60	
1378894	173001111 AIRS D€	11/22/2017	300	1,800.00	
1378888	173001102	11/22/2017	300	124.00	
1378906	173001104	11/22/2017	300		11,360.45
1380041	172001109	11/27/2017	300	6,953,557.75	
1380043	173001110 AIRS D€	11/27/2017	300	2,638,879.76	
1380021	173001103	11/27/2017	300	738,427.64	
1380045	173001111 AIRS D€	11/27/2017	300	12,720.85	
1380032	173001107 AIRS TA	11/27/2017	300	12,183.60	
1380033	173001108 AIRS TA	11/27/2017	300	10,242.11	
1380047	173001112 AIRS D€	11/27/2017	300	9,581.92	
1380019	173001101	11/27/2017	300	2,646.64	
1380020	173001102	11/27/2017	300	600.00	
1380024	173001104	11/27/2017	300		10,000,000.00
1380059	173001105	11/27/2017	300		1,663.20
1380078	173001105	11/27/2017	300		5,744.89
1380480	173001109 AIRS TA	11/28/2017	300	6,727,277.48	
1380461	173001102	11/28/2017	300	4,252,855.49	
1380482	173001110 AIRS D€	11/28/2017	300	2,117,137.70	
1380485	173001112 AIRS D€	11/28/2017	300	24,452.95	

Demand Account Activity

Jnl. Entry	Ref #	Trx. Date	Ledger	Debit Amount	Credit Amount
1380478	173001108 AIRS TA	11/28/2017	300	18,779.86	
1380465	173001107 AIRS TA	11/28/2017	300	12,681.90	
1380483	173001111 AIRS D€	11/28/2017	300	10,103.78	
1380460	173001101	11/28/2017	300	8,467.12	
1380491	173001103	11/28/2017	300		1,853.38
1380943	173001109 AIRS TA	11/29/2017	300	4,870,534.44	
1380935	173001102	11/29/2017	300	3,199,268.80	
1380944	173001110 AIRS D€	11/29/2017	300	1,924,791.12	
1380946	173001111 AIRS D€	11/29/2017	300	943,942.12	
1380947	173001112 AIRS D€	11/29/2017	300	8,204.56	
1380941	173001107 AIRS TA	11/29/2017	300	6,864.00	
1380934	173001101	11/29/2017	300	6,724.68	
1380942	173001108 AIRS TA	11/29/2017	300	5,282.17	
1380948	173001113 AIRS D€	11/29/2017	300	1,960.65	
1380937	173001104	11/29/2017	300	50.00	
1381032	173001106	11/29/2017	300	0.10	
1380936	173001103	11/29/2017	300		1,966.49
1381043	173001105	11/29/2017	300		15,000,000.00
1381566	182701108	11/30/2017	300	20,000,000.00	
1381597	173001109 AIRS TA	11/30/2017	300	5,354,233.19	
1381600	173001110 AIRS D€	11/30/2017	300	3,397,103.50	
1381576	173001102	11/30/2017	300	3,117,638.57	
1381602	173001111 AIRS D€	11/30/2017	300	13,341.51	
1381595	173001108 AIRS TA	11/30/2017	300	9,826.23	
1381592	173001107 AIRS TA	11/30/2017	300	7,207.20	
1381603	173001112 AIRS D€	11/30/2017	300	4,124.35	
1381574	173001101	11/30/2017	300	1,696.16	
1381611	173001103	11/30/2017	300		13,561.50
1382059	173001103	12/1/2017	300	7,289,681.15	
1382056	173001101	12/1/2017	300	2,439.63	
1382058	173001102	12/1/2017	300	668.00	
1382062	173001104	12/1/2017	300		816.09
1382066	173001105	12/1/2017	300		77,000,000.00
1382073	173001106	12/1/2017	300		3,590,431.25
1382400	173001208 AIRS D€	12/4/2017	300	4,273,982.83	
1382395	173001202	12/4/2017	300	276,742.94	
1382399	173001207 AIRS TA	12/4/2017	300	10,612.80	
1382394	17300120	12/4/2017	300	8,398.17	
1382402	173001210 AIRS D€	12/4/2017	300	6,543.75	
1382401	173001209 AIRS D€	12/4/2017	300	4,356.00	
1382447	173001203	12/4/2017	300		39,046.88
1382785	173001202	12/5/2017	300	4,424,859.62	
1382793	173001211 AIRS D€	12/5/2017	300	2,794,768.92	
1382791	173001209 AIRS TA	12/5/2017	300	2,238,585.12	
1382792	173001210 AIRS D€	12/5/2017	300	2,000,013.38	
1382795	173001213 AIRS D€	12/5/2017	300	125,949.57	
1382790	173001208 AIRS TA	12/5/2017	300	26,610.63	
1382789	173001207 AIRS TA	12/5/2017	300	5,784.90	
1382784	173001201	12/5/2017	300	3,851.14	
1382796	173001214 AIRS D€	12/5/2017	300	1,050.81	
1382794	173001212 AIRS D€	12/5/2017	300	44.87	
1382809	173001203	12/5/2017	300		525.94
1383245	173001203	12/6/2017	300	4,152,435.76	
1383252	173001210 AIRS D€	12/6/2017	300	2,900,095.19	
1383251	173001209 AIRS TA	12/6/2017	300	1,950,187.87	
1383250	173001208 AIRS TA	12/6/2017	300	15,176.43	

Demand Account Activity

Jnl. Entry	Ref #	Trx. Date	Ledger	Debit Amount	Credit Amount
1383249	173001207 AIRS TA	12/6/2017	300	8,784.60	
1383255	173001213 AIRS D€	12/6/2017	300	3,855.28	
1383243	173001201	12/6/2017	300	3,567.00	
1383253	173001211 AIRS D€	12/6/2017	300	2,132.94	
1383254	173001212 AIRS D€	12/6/2017	300	1,125.77	
1383244	173001202	12/6/2017	300	300.00	
1383261	173001204	12/6/2017	300		7,426.59
1384392	173001202	12/7/2017	300	4,149,246.24	
1384401	173001209 AIRS TA	12/7/2017	300	3,558,137.19	
1384402	173001210 AIRS D€	12/7/2017	300	2,521,993.61	
1384407	172701208 AIRS TA	12/7/2017	300	79,754.70	
1384405	173001213 AIRS D€	12/7/2017	300	15,555.38	
1384403	173001211 AIRS D€	12/7/2017	300	12,817.81	
1384399	173001207 AIRS TA	12/7/2017	300	9,533.70	
1384400	173001208 AIRS TA	12/7/2017	300	3,652.53	
1384391	173001201	12/7/2017	300	2,490.19	
1384404	173001212 AIRS D€	12/7/2017	300	1,601.25	
1384410	173001203	12/7/2017	300		2,437.00
1384555	Back Out Journal Er	12/7/2017	300		79,754.70
1384508	173001201	12/7/2017	300		4,000,000.00
1384863	173001202	12/8/2017	300	5,055,164.71	
1384881	173001210 AIRS D€	12/8/2017	300	1,872,746.23	
1384879	173001209 AIR TAX	12/8/2017	300	1,496,855.60	
1384890	173001213 AIRS D€	12/8/2017	300	129,459.03	
1384884	173001211 AIRS D€	12/8/2017	300	11,864.63	
1384876	173001208 AIRS TA	12/8/2017	300	7,601.64	
1384887	173001212 AIRS D€	12/8/2017	300	6,944.72	
1384873	173001207 AIRS TA	12/8/2017	300	4,672.80	
1384862	173001201	12/8/2017	300	2,814.97	
1384892	173001214 AIRS D€	12/8/2017	300	1,594.00	
1384869	173001204	12/8/2017	300	94.95	
1384868	173001204	12/8/2017	300	0.55	
1384902	173001205	12/8/2017	300		2,755.62
1384986	172701206	12/8/2017	300		36,000,000.00
1385275	173001202	12/11/2017	300	2,687,030.94	
1385281	173001210 AIRS D€	12/11/2017	300	2,014,755.87	
1385280	173001209 AIRS TA	12/11/2017	300	1,792,697.62	
1385283	173001212 AIRS D€	12/11/2017	300	8,726.89	
1385278	173001207 AIRS TA	12/11/2017	300	8,655.90	
1385282	173001211 AIRS D€	12/11/2017	300	5,404.87	
1385284	173001213 AIRS D€	12/11/2017	300	5,051.09	
1385279	173001208 AIRS TA	12/11/2017	300	3,962.02	
1385229	173001201	12/11/2017	300	2,055.33	
1385285	173001214 AIRS D€	12/11/2017	300	225.00	
1385293	173001203	12/11/2017	300		4,068.00
1385387	173001204	12/11/2017	300		52,000,000.00
1385433	173001202	12/12/2017	300	3,041,473.62	
1385440	173001209 AIRS TA	12/12/2017	300	2,759,915.15	
1385441	173001210 AIRS D€	12/12/2017	300	2,079,313.16	
1385645	173001213 AIRS D€	12/12/2017	300	5,864.62	
1385436	173001207 AIRS TA	12/12/2017	300	5,511.00	
1385431	173001201	12/12/2017	300	3,051.62	
1385644	173001212 AIRS D€	12/12/2017	300	1,909.11	
1385442	173001211 AIRS D€	12/12/2017	300	1,275.00	
1385439	173001208 AIRS TA	12/12/2017	300	1,111.37	
1385434	173001203	12/12/2017	300	100.00	

Run Date: 6/29/2018
 Run Time: 6:24:16PM

Demand Account Activity

Start Date: 7/1/2017 End Date: 6/29/2018

Page: 434
 User: 0

Jnl. Entry	Ref #	Trx. Date	Ledger	Debit Amount	Credit Amount
1385647	173001214 AIRS D€	12/12/2017	300	70.00	
1385740	173001203	12/12/2017	300		1,805.73
1386149	173001209 AIRS TA	12/13/2017	300	2,724,385.39	
1386150	173001210 AIRS D€	12/13/2017	300	2,031,611.57	
1386142	173001202	12/13/2017	300	1,208,032.46	
1386148	173001208 AIRS TA	12/13/2017	300	10,819.94	
1386155	173001213 AIRS D€	12/13/2017	300	10,288.87	
1386147	173001207 AIRS TA	12/13/2017	300	8,844.00	
1386154	173001212 AIRS D€	12/13/2017	300	6,311.94	
1386140	173001201	12/13/2017	300	1,482.92	
1386153	173001211 AIRS D€	12/13/2017	300	600.00	
1386145	173001203	12/13/2017	300	168.52	
1386156	173001214 AIRS D€	12/13/2017	300	30.00	
1386160	173001204	12/13/2017	300		2,496.60
1386566	173001209 AIRS TA	12/14/2017	300	7,232,177.44	
1386567	173001210 AIRS D€	12/14/2017	300	2,513,373.46	
1386563	173001203	12/14/2017	300	1,903,873.61	
1386565	173001208 AIRS TA	12/14/2017	300	19,257.62	
1386571	173001212 AIRS D€	12/14/2017	300	14,573.84	
1386564	173001207 AIRS TA	12/14/2017	300	9,395.10	
1386572	173001213 AIRS D€	12/14/2017	300	6,889.28	
1386561	173001201	12/14/2017	300	4,289.44	
1386562	173001202	12/14/2017	300	1,210.00	
1386568	173001211 AIRS D€	12/14/2017	300	550.00	
1386573	173001214 AIRS D€	12/14/2017	300	15.00	
1386582	173001205	12/14/2017	300		2,560.36
1386718	Correct Journal Entr	12/14/2017	300		25,000,000.00
1387005	173001203	12/15/2017	300	3,516,709.78	
1387008	173001209 AIRS TA	12/15/2017	300	2,777,302.05	
1387009	173001210 AIRS D€	12/15/2017	300	1,945,029.95	
1387118	1815090	12/15/2017	300	103,087.87	
1387006	173001207 AIRS TA	12/15/2017	300	14,658.60	
1387012	173001213 AIRS D€	12/15/2017	300	11,307.58	
1387011	173001212 AIRS D€	12/15/2017	300	8,111.73	
1387010	173001211 AIRS D€	12/15/2017	300	5,943.00	
1387003	173001201	12/15/2017	300	4,826.72	
1387007	173001208 AIRS TA	12/15/2017	300	3,878.16	
1387013	173001214 AIRS D€	12/15/2017	300	189.75	
1387004	173001202	12/15/2017	300	30.00	
1387022	173001204	12/15/2017	300		5,482.51
1387177	173001202	12/18/2017	300	5,743,582.70	
1387183	173001209	12/18/2017	300	3,411,437.09	
1387185	173001210 AIRS D€	12/18/2017	300	1,885,324.06	
1387181	173001208 AIRS TA	12/18/2017	300	10,372.63	
1387180	173001207 AIRS TA	12/18/2017	300	5,989.50	
1387195	173001213 AIRS D€	12/18/2017	300	5,478.50	
1387175	173001201	12/18/2017	300	3,053.72	
1387194	173001212 AIRS D€	12/18/2017	300	1,216.03	
1387186	173001211 AIRS D€	12/18/2017	300	875.00	
1387477	173001203	12/18/2017	300		237,237.20
1388123	173001202	12/19/2017	300	7,673,755.69	
1388133	173001209 AIRS TA	12/19/2017	300	4,145,116.39	
1388135	173001210 AIRS D€	12/19/2017	300	1,928,987.36	
1388129	173001207 AIRS TA	12/19/2017	300	14,302.20	
1388141	173001212 AIRS D€	12/19/2017	300	4,134.61	
1388145	173001213 AIRS D€	12/19/2017	300	3,126.14	

Run Date: 6/29/2018
 Run Time: 6:24:16PM

Demand Account Activity

Start Date: 7/1/2017 End Date: 6/29/2018

Page: 435
 User: 0

Jnl. Entry	Ref #	Trx. Date	Ledger	Debit Amount	Credit Amount
1388131	173001208 AIRS TA	12/19/2017	300	1,314.25	
1388138	173001211 AIRS D€	12/19/2017	300	825.00	
1388119	173001201	12/19/2017	300	409.72	
1388146	173001214 AIRS D€	12/19/2017	300	15.00	
1388155	173001203	12/19/2017	300		6,055.16
1388569	173001209 AIRS TA	12/20/2017	300	4,276,266.65	
1388560	173001202	12/20/2017	300	2,806,855.48	
1388571	173001210 AIRS D€	12/20/2017	300	2,282,355.87	
1388585	173001212 AIRS D€	12/20/2017	300	7,446.11	
1388562	173001207 AIRS TA	12/20/2017	300	6,794.70	
1388588	173001213 AIRS D€	12/20/2017	300	3,222.30	
1388565	173001208 AIRS TA	12/20/2017	300	2,627.76	
1388559	173001201	12/20/2017	300	2,002.75	
1388582	173001211 AIRS D€	12/20/2017	300	300.00	
1388594	173001203	12/20/2017	300		333.09
1389824	173001209 AIRS TA	12/21/2017	300	9,757,400.32	
1389825	173001210 DSMV	12/21/2017	300	2,453,342.65	
1389772	173001202	12/21/2017	300	1,400,816.62	
1389822	173001207 AIRS TA	12/21/2017	300	36,385.80	
1389827	173001211 AIRS D€	12/21/2017	300	10,943.00	
1389823	173001208 AIRS TA	12/21/2017	300	3,965.43	
1389771	173001201	12/21/2017	300	3,309.97	
1389828	173001212 AIRS D€	12/21/2017	300	142.00	
1389922	173001203	12/21/2017	300		49,316.45
1390296	173001209 AIRS TA	12/22/2017	300	3,969,076.29	
1390290	172701203	12/22/2017	300	2,376,979.65	
1390297	173001210 AIRS D€	12/22/2017	300	2,136,013.86	
1390300	173001213 AIRS D€	12/22/2017	300	54,215.09	
1390294	173001207 AIRS TA	12/22/2017	300	8,075.10	
1390288	172701201	12/22/2017	300	2,437.47	
1390295	173001208 AIRS TA	12/22/2017	300	1,381.41	
1390289	172701202	12/22/2017	300	315.00	
1390298	173001211 AIRS D€	12/22/2017	300	150.00	
1390299	173001212 AIRS D€	12/22/2017	300	130.67	
1390301	173001214 AIRS D€	12/22/2017	300	73.75	
1390448	183001201	12/22/2017	300		3,932.05
1390484	172701216	12/22/2017	300		50,000,000.00
1390852	173001209 AIRS TA	12/27/2017	300	10,501,137.52	
1390929	172701218	12/27/2017	300	7,000,000.00	
1390854	173001210 AIRS D€	12/27/2017	300	2,220,334.47	
1390812	173001203	12/27/2017	300	1,309,991.50	
1390849	173001208 AIRS TA	12/27/2017	300	16,375.46	
1390810	173001201	12/27/2017	300	9,259.77	
1390848	173001207 AIRS TA	12/27/2017	300	8,434.80	
1390857	173001213 AIRS D€	12/27/2017	300	3,735.67	
1390855	173001211 AIRS D€	12/27/2017	300	2,817.75	
1390811	173001202	12/27/2017	300	575.00	
1390856	173001212 AIRS D€	12/27/2017	300	185.00	
1390808	183001202	12/27/2017	300		7,868.20
1391173	173001202	12/28/2017	300	8,267,408.02	
1391180	173001209 AIRS TA	12/28/2017	300	7,345,263.06	
1391294	182701210	12/28/2017	300	5,000,000.00	
1391181	173001210 AIRS D€	12/28/2017	300	2,237,126.11	
1391178	173001207 AIRS TA	12/28/2017	300	15,665.10	
1391183	173001212 AIRS D€	12/28/2017	300	15,467.97	
1391179	173001208 AIRS TA	12/28/2017	300	8,402.41	

Run Date: 6/29/2018
Run Time: 6:24:16PM

Demand Account Activity

Start Date: 7/1/2017 End Date: 6/29/2018

Page: 436
User: 0

Jnl. Entry	Ref #	Trx. Date	Ledger	Debit Amount	Credit Amount
1391171	173001201	12/28/2017	300	3,391.49	
1391182	173001211 AIRS D€	12/28/2017	300	700.00	
1391184	173001213 AIRS D€	12/28/2017	300	335.88	
1391714	173001209 AIRS TA	12/29/2017	300	26,771,996.94	
1391512	173001202	12/29/2017	300	7,864,251.19	
1391726	173001211 AIRS D€	12/29/2017	300	2,021,560.42	
1391727	173001212 AIRS D€	12/29/2017	300	847,341.40	
1391712	173001208 AIRS TA	12/29/2017	300	13,172.20	
1391711	173001207 AIRS TA	12/29/2017	300	4,903.80	
1391728	173001213 AIRS D€	12/29/2017	300	2,951.28	
1391729	173001214 AIRS D€	12/29/2017	300	2,068.49	
1391511	173001201	12/29/2017	300	1,546.49	
1391717	173001210 AIRS TA	12/29/2017	300	90.00	
1391734	173001203	12/29/2017	300		22,174.55
1391736	173001204	12/29/2017	300		70.00
1392091	183000102	1/2/2018	300	13,173,805.26	
1392090	183000101	1/2/2018	300	5,881.75	
1392093	183000103	1/2/2018	300		4,220.69
1392163	183000104	1/2/2018	300		65,000,000.00
1392196	183000108 AIRS D€	1/3/2018	300	6,837,338.88	
1392176	183000102	1/3/2018	300	1,414,526.40	
1392198	183000109 AIRS D€	1/3/2018	300	67,210.39	
1392185	183000107 AIRS TA	1/3/2018	300	21,697.50	
1392175	183000101	1/3/2018	300	667.00	
1392199	183000110 AIRS D€	1/3/2018	300	191.78	
1392205	183000103	1/3/2018	300		2,001.50
1393598	183000109 AIRS TA	1/4/2018	300	13,853,101.04	
1393594	183000102	1/4/2018	300	7,141,417.85	
1393600	183000111 AIRS D€	1/4/2018	300	2,926,326.01	
1393599	183000110 AIRS D€	1/4/2018	300	2,565,414.90	
1393604	183000113 AIRS D€	1/4/2018	300	167,827.37	
1393772	1816524	1/4/2018	300	80,989.14	
1393597	183000108 AIRS TA	1/4/2018	300	24,219.31	
1393596	183000107 AIRS TA	1/4/2018	300	8,461.20	
1393593	183000101	1/4/2018	300	3,917.98	
1393601	183000112 AIRS D€	1/4/2018	300	100.00	
1393595	1830001030	1/4/2018	300	50.00	
1393613	183000104	1/4/2018	300		3,170,063.83
1393618	183000105	1/4/2018	300		24,312.49
1393776	183000106	1/4/2018	300		38,000,000.00
1394198	Back Out Journal Er	1/5/2018	300	70,000,000.00	
1393803	183000108 AIRS TA	1/5/2018	300	22,232,597.19	
1393793	183000102	1/5/2018	300	6,467,649.24	
1393808	183000109 AIRS D€	1/5/2018	300	3,604,696.37	
1393812	183000110 AIRS D€	1/5/2018	300	701,690.45	
1393798	183000107 AIRS TA	1/5/2018	300	4,742.10	
1393813	183000111 AIRS D€	1/5/2018	300	3,592.81	
1393790	183000101	1/5/2018	300	2,880.25	
1394143	183000104	1/5/2018	300		70,000,000.00
1393821	183000103	1/5/2018	300		5,228.00
1394199	Correct Journal Entr	1/5/2018	300		65,000,000.00
1394487	183000109 AIRS TA	1/8/2018	300	30,235,247.86	
1394480	183000102	1/8/2018	300	2,666,796.46	
1394488	183000110 AIRS D€	1/8/2018	300	2,309,754.50	
1394486	183000108 AIRS TA	1/8/2018	300	51,281.08	
1394491	183000113 AIRS D€	1/8/2018	300	15,059.77	

Run Date: 6/29/2018
 Run Time: 6:24:16PM

Demand Account Activity

Start Date: 7/1/2017 End Date: 6/29/2018

Page: 437
 User: 0

Jnl. Entry	Ref #	Trx. Date	Ledger	Debit Amount	Credit Amount
1394476	183000101	1/8/2018	300	9,057.70	
1394485	183000107 AIRS TA	1/8/2018	300	6,623.10	
1394490	183000112 AIRS D€	1/8/2018	300	2,439.85	
1394489	183000111 AIRS D€	1/8/2018	300	1,450.00	
1394497	183000103	1/8/2018	300		34,411.54
1394662	183000109 AIRS TA	1/9/2018	300	18,612,618.51	
1394658	183000103	1/9/2018	300	5,640,236.23	
1394663	183000110 AIRS D€	1/9/2018	300	2,408,035.93	
1394665	183000112 AIRS D€	1/9/2018	300	86,827.30	
1394664	183000111 AIRS D€	1/9/2018	300	11,608.20	
1394660	183000107 AIRS TA	1/9/2018	300	5,148.00	
1394661	183000108 AIRS TA	1/9/2018	300	3,480.72	
1394635	183000101	1/9/2018	300	1,735.87	
1394636	183000102	1/9/2018	300	810.00	
1394666	183000113 AIRS D€	1/9/2018	300	15.00	
1394956	183000104	1/9/2018	300		9,777.97
1395360	183000109 AIRS TA	1/10/2018	300	4,871,521.13	
1395361	183000110 AIRS D€	1/10/2018	300	2,280,234.27	
1395353	183000102	1/10/2018	300	1,661,772.86	
1395359	183000108 AIRS TA	1/10/2018	300	10,145.80	
1395364	183000113 AIRS D€	1/10/2018	300	9,883.04	
1395358	183000107 AIRS TA	1/10/2018	300	6,022.50	
1395352	183000101	1/10/2018	300	3,302.14	
1395362	183000111 AIRS D€	1/10/2018	300	3,250.85	
1395363	183000112 AIRS D€	1/10/2018	300	1,143.61	
1395405	183000101	1/10/2018	300		18,881.08
1395741	183000109 AIRS TA	1/11/2018	300	6,882,954.69	
1395742	183000110 AIRS D€	1/11/2018	300	2,388,819.97	
1395736	183000103	1/11/2018	300	1,567,981.20	
1395740	183000108 AIRS TA	1/11/2018	300	13,161.79	
1395739	183000107 AIRS TA	1/11/2018	300	9,322.50	
1395734	183000101	1/11/2018	300	3,602.00	
1395744	183000112 AIRS D€	1/11/2018	300	2,314.38	
1395745	183000113 AIRS D€	1/11/2018	300	2,114.04	
1395743	183000111 AIRS D€	1/11/2018	300	1,125.00	
1395735	183000102	1/11/2018	300	10.00	
1395751	183000104	1/11/2018	300		4,235.96
1395902	183000105	1/11/2018	300		8,000,000.00
1396199	183000102	1/12/2018	300	4,529,814.22	
1396223	183000109 AIRS TA	1/12/2018	300	3,670,917.25	
1396225	183000110 AIRS D€	1/12/2018	300	2,077,620.33	
1396219	183000107 AIRS TA	1/12/2018	300	7,448.10	
1396321	Correct Journal Entr	1/12/2018	300	3,771.00	
1396222	183000108 AIRS TA	1/12/2018	300	2,924.40	
1396228	183000112 AIRS D€	1/12/2018	300	2,625.61	
1396226	183000111 AIRS D€	1/12/2018	300	475.00	
1396230	183000113 AIRS D€	1/12/2018	300	317.27	
1396247	183000103	1/12/2018	300		10,547.00
1396418	183000105CHECK2	1/17/2018	300	3,481,667.56	
1396745	183000112SRO AIR	1/17/2018	300	2,347,238.01	
1396412	182700115	1/17/2018	300	2,119,105.98	
1396740	183000107SRO AIR	1/17/2018	300	1,895,530.75	
1396416	183000103SRO AIR	1/17/2018	300	10,853.70	
1396744	183000111SRO AIR	1/17/2018	300	6,652.80	
1396409	183000101	1/17/2018	300	6,555.87	
1396417	183000104CASH OI	1/17/2018	300	1,792.17	

Run Date: 6/29/2018
 Run Time: 6:24:16PM

Demand Account Activity

Start Date: 7/1/2017 End Date: 6/29/2018

Page: 438
 User: 0

Jnl. Entry	Ref #	Trx. Date	Ledger	Debit Amount	Credit Amount
1396742	183000109CASH OI	1/17/2018	300	1,642.24	
1396741	183000108OTHER /	1/17/2018	300	600.00	
1396692	183000106FOREIGI	1/17/2018	300	514.00	
1396746	183000113OTHER /	1/17/2018	300	450.00	
1396831	183000113	1/17/2018	300	450.00	
1396748	183000114CASH OI	1/17/2018	300	433.27	
1396411	183000102	1/17/2018	300	394.00	
1396743	183000110CHECK2	1/17/2018	300	15.00	
1396414	11830016	1/17/2018	300	0.60	
1396415	1830017	1/17/2018	300	0.55	
1396384	Back Out Journal Er	1/17/2018	300		450.00
1397906	183000105CHECK2	1/18/2018	300	4,579,307.77	
1397904	183000102	1/18/2018	300	2,486,569.83	
1397907	183000106SRO AIR	1/18/2018	300	1,103,100.09	
1397909	183000108CHECK2	1/18/2018	300	5,344.12	
1396870	183000104CASH OI	1/18/2018	300	4,112.39	
1397905	183000103SRO AIR	1/18/2018	300	3,953.40	
1397900	183000101	1/18/2018	300	479.50	
1397908	183000107CASH OI	1/18/2018	300	142.06	
1397920	183000120	1/18/2018	300		96,557.33
1398364	183000105CHEK21	1/19/2018	300	4,362,431.81	
1398358	183000102	1/19/2018	300	3,383,845.38	
1398365	183000106SRO AIR	1/19/2018	300	2,685,514.04	
1398366	183000107OTHER /	1/19/2018	300	63,315.89	
1398360	183000103SRO AIR	1/19/2018	300	11,814.00	
1398354	183000101	1/19/2018	300	6,433.44	
1398368	183000108CASH OI	1/19/2018	300	6,353.48	
1398361	183000104CASH OI	1/19/2018	300	1,247.94	
1398369	183000109	1/19/2018	300		2,180.00
1398527	182700120	1/19/2018	300		87,000,000.00
1398567	183000109 AIRS TA	1/22/2018	300	10,230,121.88	
1398549	183000102	1/22/2018	300	4,203,847.33	
1398569	183000110 AIRS D€	1/22/2018	300	2,378,939.65	
1398564	183000108 AIRS TA	1/22/2018	300	19,386.89	
1398562	183000107 AIRS TA	1/22/2018	300	8,207.10	
1398993	CORRECTION	1/22/2018	300	2,556.80	
1398546	183000101	1/22/2018	300	2,556.72	
1398963	Correct Journal Entr	1/22/2018	300	2,556.72	
1398570	183000111 AIRS D€	1/22/2018	300	600.00	
1398578	183000103	1/22/2018	300		43,573.61
1399000	Back Out Journal Er	1/22/2018	300		2,556.72
1398993	CORRECTION	1/22/2018	300		2,556.72
1399298	183000109 AIRS TA	1/23/2018	300	21,748,395.01	
1399289	183000103	1/23/2018	300	16,585,518.22	
1399300	183000110 AIRS D€	1/23/2018	300	2,811,933.21	
1399302	183000112 AIRS D€	1/23/2018	300	137,858.52	
1399295	183000107 AIRS TA	1/23/2018	300	12,147.30	
1399301	183000111 AIRS D€	1/23/2018	300	4,827.87	
1399297	183000108 AIRS TA	1/23/2018	300	2,470.31	
1399283	183000101	1/23/2018	300	1,439.99	
1399286	183000102	1/23/2018	300	198.22	
1399304	183000113 AIRS D€	1/23/2018	300	62.50	
1399310	183000104	1/23/2018	300		256.05
1399453	183000109 AIRS TA	1/24/2018	300	7,278,308.88	
1399444	183000102	1/24/2018	300	2,617,298.77	
1399455	1830001111 AIRS C	1/24/2018	300	2,555,638.34	

Demand Account Activity

Start Date: 7/1/2017 End Date: 6/29/2018

Jnl. Entry	Ref #	Trx. Date	Ledger	Debit Amount	Credit Amount
1399454	183000110 AIRS TA	1/24/2018	300	25,756.32	
1399451	183000107 AIRS TA	1/24/2018	300	11,206.80	
1399452	183000108 AIRS TA	1/24/2018	300	5,924.53	
1399456	183000112 DSMV	1/24/2018	300	3,111.00	
1399443	183000101	1/24/2018	300	2,967.48	
1399458	183000114 AIRS D€	1/24/2018	300	2,608.21	
1399457	183000113 AIRS D€	1/24/2018	300	500.00	
1399459	183000115 AIRS D€	1/24/2018	300	58.75	
1399466	183000103	1/24/2018	300		20,742.94
1399960	183000105	1/24/2018	300		32,000,000.00
1400361	183000109 AIRS TA	1/25/2018	300	8,241,257.51	
1400362	183000110 AIRS D€	1/25/2018	300	2,743,546.35	
1400349	183000103	1/25/2018	300	1,092,931.09	
1400360	183000108 AIRS TA	1/25/2018	300	23,495.61	
1400357	183000107 AIRS TA	1/25/2018	300	9,982.50	
1400364	183000112 AIRS D€	1/25/2018	300	5,230.97	
1400347	183000101	1/25/2018	300	4,308.68	
1400363	183000111 AIRS D€	1/25/2018	300	1,275.00	
1400365	183000113 AIRS D€	1/25/2018	300	273.00	
1400348	183000102	1/25/2018	300	167.00	
1400372	183000104	1/25/2018	300		19,741.01
1400956	183000109 AIRS TA	1/26/2018	300	5,941,013.64	
1400951	183000102	1/26/2018	300	3,957,549.63	
1400957	183000110 AIRS D€	1/26/2018	300	2,236,550.98	
1400958	183000111 AIRS D€	1/26/2018	300	34,531.03	
1400960	183000113 AIRS D€	1/26/2018	300	11,962.87	
1400954	183000107 AIRS TA	1/26/2018	300	9,807.60	
1400955	183000108 AIRS TA	1/26/2018	300	8,918.09	
1400949	183000101	1/26/2018	300	5,848.78	
1400962	183000114 AIRS D€	1/26/2018	300	158.75	
1400959	183000112 AIRS D€	1/26/2018	300	147.00	
1400968	183000103	1/26/2018	300		21,259.45
1401016	183000104	1/26/2018	300		80,000,000.00
1401325	183000109 AIRS TA	1/29/2018	300	4,065,921.65	
1401321	183000102	1/29/2018	300	2,724,128.66	
1401326	1830001110 AIRS C	1/29/2018	300	2,412,916.71	
1401329	183000113 AIRS D€	1/29/2018	300	13,474.39	
1401323	183000107 AIRS TA	1/29/2018	300	7,458.00	
1401328	183000112 AIRS D€	1/29/2018	300	6,217.80	
1401319	183000101	1/29/2018	300	4,208.50	
1401327	183000111 AIRS D€	1/29/2018	300	3,275.73	
1401324	183000108 AIRS TA	1/29/2018	300	1,685.62	
1401400	183000103	1/29/2018	300		18,923.95
1401495	182700106	1/29/2018	300		9,000,000.00
1401802	183000110 AIRS D€	1/30/2018	300	2,591,771.47	
1401796	183000103	1/30/2018	300	2,413,095.67	
1401801	183000109 AIRS TA	1/30/2018	300	1,925,620.62	
1401804	183000112 AIRS D€	1/30/2018	300	11,610.75	
1401799	183000107 AIRS TA	1/30/2018	300	7,563.60	
1401803	1830001111 AIRS C	1/30/2018	300	5,730.52	
1401794	183000101	1/30/2018	300	2,288.72	
1401800	183000108 AIRS TA	1/30/2018	300	1,213.51	
1401805	183000113 AIRS D€	1/30/2018	300	397.50	
1401795	183000102	1/30/2018	300	10.00	
1401790	183000101	1/30/2018	300		8,854.72
1402361	183000102	1/31/2018	300	5,950,505.19	

Demand Account Activity

Start Date: 7/1/2017 End Date: 6/29/2018

Jnl. Entry	Ref #	Trx. Date	Ledger	Debit Amount	Credit Amount
1402371	183000105CHECK2	1/31/2018	300	4,593,528.23	
1402375	183000106SRO AIR	1/31/2018	300	2,649,458.62	
1402381	183000108CHECK2	1/31/2018	300	61,143.33	
1402364	183000104CASH OI	1/31/2018	300	19,430.98	
1402362	183000103SROAIR	1/31/2018	300	6,593.40	
1402377	183000107CASH OI	1/31/2018	300	3,649.09	
1402384	183000109	1/31/2018	300	3,246.53	
1402360	183000101	1/31/2018	300	1,401.63	
1402335	183000101	1/31/2018	300		3,410.52
1403031	182700204	2/1/2018	300	60,000,000.00	
1402949	183000202	2/1/2018	300	3,315,917.08	
1402948	183000201	2/1/2018	300	6,088.00	
1402951	183000203	2/1/2018	300		6,265.40
1404104	Back Out Journal Er	2/2/2018	300	63,000,000.00	
1404037	183000208 AIRS D€	2/2/2018	300	5,463,188.81	
1404044	183000209 AIRS D€	2/2/2018	300	2,881,022.87	
1404023	183000202	2/2/2018	300	808,700.13	
1404035	183000207 AIRS TA	2/2/2018	300	23,027.40	
1404045	1830002010 AIRS C	2/2/2018	300	3,977.05	
1404022	183000201	2/2/2018	300	3,063.74	
1404027	183000204	2/2/2018	300	50.00	
1404024	183000203	2/2/2018	300		12,362.30
1404158	183000201	2/2/2018	300		63,000,000.00
1404152	Correct Journal Entr	2/2/2018	300		59,000,000.00
1404407	183000109 AIRS TA	2/5/2018	300	2,438,648.95	
1404408	183000110 AIRS D€	2/5/2018	300	2,197,431.27	
1404396	183000103	2/5/2018	300	1,231,758.56	
1404447	183000103SRO AIR	2/5/2018	300	28,265.52	
1404411	183000113 AIRS D€	2/5/2018	300	15,620.66	
1404403	183000107 AIRS TA	2/5/2018	300	11,078.10	
1404406	183000108 AIRS TA	2/5/2018	300	10,282.04	
1404394	183000102	2/5/2018	300	8,180.96	
1404410	183000112 AIRS D€	2/5/2018	300	514.76	
1404409	183000111 AIRS D€	2/5/2018	300	450.00	
1404392	183000101	2/5/2018	300		2,818.93
1404514	183000202	2/5/2018	300		30,000,000.00
1404842	182700202	2/6/2018	300	3,733,676.88	
1404846	183000206SRO AIR	2/6/2018	300	2,229,322.28	
1404845	183000205CHECK2	2/6/2018	300	1,779,155.62	
1404996	1819532	2/6/2018	300	113,779.68	
1404849	183000209CHECK2	2/6/2018	300	50,779.01	
1404848	183000208CASH OI	2/6/2018	300	4,319.82	
1404844	183000204CASH OI	2/6/2018	300	3,842.51	
1404843	183000203SRO AIR	2/6/2018	300	3,550.80	
1404528	183000201	2/6/2018	300	2,057.20	
1404847	183000207OTHER /	2/6/2018	300	800.00	
1404850	183000210	2/6/2018	300		1,539.87
1405334	1830000203	2/7/2018	300	5,145,582.94	
1405340	183000207SRO AIR	2/7/2018	300	2,404,428.49	
1405337	183000206CHECK2	2/7/2018	300	2,145,289.49	
1405342	183000208OTHER /	2/7/2018	300	79,687.79	
1405343	183000209CASH OI	2/7/2018	300	73,361.18	
1405336	183000205CASH OI	2/7/2018	300	4,368.08	
1405335	183000204SRO AIR	2/7/2018	300	4,068.90	
1405332	183000201	2/7/2018	300	3,772.50	
1405344	183000210CHECK2	2/7/2018	300	1,788.52	

Run Date: 6/29/2018
Run Time: 6:24:16PM

Demand Account Activity

Start Date: 7/1/2017 End Date: 6/29/2018

Page: 441
User: 0

Jnl. Entry	Ref #	Trx. Date	Ledger	Debit Amount	Credit Amount
1405333	183000202	2/7/2018	300	300.00	
1405347	183000211	2/7/2018	300		27,689.48
1405381	Back Out Journal Er	2/7/2018	300		1,788.52
1405882	183000226	2/8/2018	300	5,000,000.00	
1405960	Back Out Journal Er	2/8/2018	300	5,000,000.00	
1405961	Correct Journal Entr	2/8/2018	300	5,000,000.00	
1405828	183000203	2/8/2018	300	3,793,961.82	
1405832	183000207CHECK2	2/8/2018	300	3,409,808.79	
1405834	183000208SRO AIR	2/8/2018	300	2,770,243.45	
1405835	183000209CASH OI	2/8/2018	300	21,831.50	
1405836	183000210CHECK2	2/8/2018	300	20,305.45	
1405830	183000205SRO AIR	2/8/2018	300	7,557.00	
1405831	183000206CASH OI	2/8/2018	300	2,419.09	
1405485	183000201	2/8/2018	300	1,392.07	
1405829	183000204	2/8/2018	300	103.95	
1405827	183000202	2/8/2018	300	20.00	
1405955	183000208	2/8/2018	300		7,553.59
1405956	182700228	2/8/2018	300		5,000,000.00
1405957	Back Out Journal Er	2/8/2018	300		5,000,000.00
1406241	183000207SRO AIR	2/9/2018	300	2,196,188.90	
1406237	183000203	2/9/2018	300	1,102,307.28	
1406240	183000206CHECK2	2/9/2018	300	1,022,614.37	
1406242	183000208OTHER /	2/9/2018	300	40,444.20	
1406238	183000204SRO AIR	2/9/2018	300	19,085.05	
1406239	183000205CASH OI	2/9/2018	300	12,924.74	
1406230	183000201	2/9/2018	300	2,891.17	
1406243	183000209CASH OI	2/9/2018	300	542.94	
1406244	183000210CHECK2	2/9/2018	300	47.00	
1406236	183000202	2/9/2018	300	25.00	
1406245	183000211	2/9/2018	300		2,060.00
1406349	182700216	2/9/2018	300		59,000,000.00
1406708	183000210 AIRS D€	2/12/2018	300	2,021,690.75	
1406662	183000202	2/12/2018	300	1,926,739.75	
1406707	183000209 AIRS TA	2/12/2018	300	1,368,424.54	
1406670	183000207 AIRS TA	2/12/2018	300	7,240.20	
1406661	183000201	2/12/2018	300	6,883.95	
1406709	183000211 AIRS D€	2/12/2018	300	4,996.27	
1406710	183000212 AIRS D€	2/12/2018	300	3,582.20	
1406706	183000208 AIRS TA	2/12/2018	300	2,488.50	
1406720	183000203	2/12/2018	300		15.00
1406844	183000202	2/13/2018	300	2,278,743.63	
1407132	183000210 AIRS D€	2/13/2018	300	2,097,377.10	
1407127	183000209 AIRS TA	2/13/2018	300	1,831,907.14	
1407134	183000211 AIRS D€	2/13/2018	300	28,727.63	
1406856	183000207 AIRS TA	2/13/2018	300	5,910.30	
1407126	183000208 AIRS TA	2/13/2018	300	5,858.69	
1407137	183000213 AIRS D€	2/13/2018	300	4,783.44	
1407136	183000212 AIRS D€	2/13/2018	300	3,302.70	
1406841	183000201	2/13/2018	300	2,570.92	
1406849	183000203	2/13/2018	300		95,667.77
1407711	183000201	2/14/2018	300	41,000,000.00	
1407584	183000203	2/14/2018	300	3,152,335.02	
1407594	183000210 AIRS D€	2/14/2018	300	2,175,655.32	
1407593	183000209 AIRS TA	2/14/2018	300	1,935,338.77	
1407595	183000211 AIRS D€	2/14/2018	300	22,536.05	
1407596	183000212 AIRS D€	2/14/2018	300	17,821.60	

Run Date: 6/29/2018
 Run Time: 6:24:16PM

Demand Account Activity

Start Date: 7/1/2017 End Date: 6/29/2018

Page: 442
 User: 0

Jnl. Entry	Ref #	Trx. Date	Ledger	Debit Amount	Credit Amount
1407591	183000207 AIRS TA	2/14/2018	300	13,424.40	
1407592	183000208 AIRS TA	2/14/2018	300	11,233.46	
1407597	183000213 AIRS D€	2/14/2018	300	5,802.80	
1407576	183000201	2/14/2018	300	5,012.90	
1407582	183000202	2/14/2018	300	25.00	
1407590	183000204	2/14/2018	300		1,644.77
1408853	Correct Journal Entr	2/15/2018	300	30,000,000.00	
1408881	183000205	2/15/2018	300	20,000,000.00	
1408735	183000213 AIRS D€	2/15/2018	300	4,216,324.70	
1408731	183000209 AIRS TA	2/15/2018	300	4,215,208.31	
1408732	183000210 AIRS D€	2/15/2018	300	2,499,469.06	
1407740	183000203	2/15/2018	300	1,984,078.04	
1408728	183000207 AIRS TA	2/15/2018	300	8,087.15	
1408734	183000212 AIRS D€	2/15/2018	300	3,532.01	
1408729	183000208 AIRS TA	2/15/2018	300	3,402.37	
1407739	183000202	2/15/2018	300	2,548.50	
1408877	Correct Journal Entr	2/15/2018	300	1,116.39	
1408733	183000211 AIRS D€	2/15/2018	300	300.00	
1407738	183000201	2/15/2018	300	25.00	
1408741	183000204	2/15/2018	300		7,039.45
1408876	Back Out Journal Er	2/15/2018	300		4,216,324.70
1408850	Back Out Journal Er	2/15/2018	300		20,000,000.00
1409163	183000202	2/16/2018	300	3,222,053.97	
1409172	183000210 AIRS D€	2/16/2018	300	2,048,978.62	
1409171	183000209 AIRS TA	2/16/2018	300	1,533,596.83	
1409170	183000208 AIRS TA	2/16/2018	300	8,183.86	
1409169	183000207 AIRS TA	2/16/2018	300	5,144.70	
1409162	183000201	2/16/2018	300	3,509.96	
1409175	183000213 AIRS D€	2/16/2018	300	2,370.45	
1409173	183000211 AIRS D€	2/16/2018	300	1,075.00	
1409174	183000212 AIRS D€	2/16/2018	300	828.57	
1409181	183000203	2/16/2018	300		2,593.41
1409266	183000205	2/16/2018	300		58,000,000.00
1409684	183000209 AIRS AT	2/20/2018	300	2,279,721.12	
1409686	183000210 AIRS D€	2/20/2018	300	1,747,332.75	
1409674	183000202	2/20/2018	300	953,235.75	
1409688	183000211 AIRS D€	2/20/2018	300	48,875.50	
1409681	183000208 AIRS TA	2/20/2018	300	18,901.95	
1409678	183000207 AIRS TA	2/20/2018	300	8,230.20	
1409690	183000212 AIRS D€	2/20/2018	300	6,575.74	
1409669	183000201	2/20/2018	300	4,147.00	
1409691	183000213 AIRS D€	2/20/2018	300	2,398.62	
1409750	183000204	2/20/2018	300	965.25	
1409749	183000205	2/20/2018	300	31.90	
1409700	183000203	2/20/2018	300		2,694.90
1410305	183000202	2/21/2018	300	6,862,669.50	
1410314	183000209 AIRS TA	2/21/2018	300	2,665,487.46	
1410315	183000210 AIRS D€	2/21/2018	300	1,900,928.94	
1410316	183000211 AIRS D€	2/21/2018	300	15,842.37	
1410312	183000207 AIRS TA	2/21/2018	300	10,751.40	
1410313	183000208 AIRS TA	2/21/2018	300	3,598.21	
1410317	183000212 AIRS D€	2/21/2018	300	1,045.06	
1410304	183000201	2/21/2018	300	763.50	
1410306	183000203	2/21/2018	300		13,829.10
1410813	183000209 AIRS TA	2/22/2018	300	4,056,745.17	
1410814	183000210 AIRS D€	2/22/2018	300	2,000,336.09	

Run Date: 6/29/2018
 Run Time: 6:24:16PM

Demand Account Activity

Start Date: 7/1/2017 End Date: 6/29/2018

Page: 443
 User: 0

Jnl. Entry	Ref #	Trx. Date	Ledger	Debit Amount	Credit Amount
1410808	183000203	2/22/2018	300	1,647,370.19	
1410817	183000213 AIRS D€	2/22/2018	300	8,113.43	
1410811	183000207 AIRS TA	2/22/2018	300	7,566.90	
1410812	183000208 AIRS TA	2/22/2018	300	6,433.71	
1410816	183000212 AIRS D€	2/22/2018	300	3,986.85	
1410806	183000201	2/22/2018	300	2,393.26	
1410815	183000211 AIRS D€	2/22/2018	300	925.00	
1410807	183000202	2/22/2018	300	900.00	
1410824	183000204	2/22/2018	300		1,453.57
1410949	183000205	2/22/2018	300		28,000,000.00
1411212	183000209 AIRS TA	2/23/2018	300	7,499,860.75	
1411213	183000210 AIRS D€	2/23/2018	300	2,346,729.68	
1411207	183000201	2/23/2018	300	1,713,186.62	
1411215	183000211 AIRS D€	2/23/2018	300	775,125.92	
1411205	183000201	2/23/2018	300	11,429.72	
1411210	183000207 AIRS TA	2/23/2018	300	11,408.10	
1411211	183000208 AIRS TA	2/23/2018	300	8,473.75	
1411219	183000213 AIRS D€	2/23/2018	300	2,485.00	
1411217	183000212 AIRS D€	2/23/2018	300	1,753.75	
1411231	183000203	2/23/2018	300		1,305.78
1411393	183000206	2/23/2018	300		1,000,000.00
1411695	183000206CHECK2	2/26/2018	300	5,972,729.77	
1411690	183000202	2/26/2018	300	4,644,390.69	
1411697	183000208SRO AIR	2/26/2018	300	2,778,441.30	
1411694	183000205CASH OI	2/26/2018	300	29,972.07	
1411693	183000204SRO AIR	2/26/2018	300	19,262.10	
1411699	183000210CASH OI	2/26/2018	300	3,422.98	
1411689	183000201	2/26/2018	300	2,125.75	
1411700	183000211CHECK2	2/26/2018	300	1,536.41	
1411757	Correct Journal Entr	2/26/2018	300	1,536.14	
1411698	183000209OTHER /	2/26/2018	300	1,125.00	
1411696	183000207Foreign €	2/26/2018	300	553.00	
1411691	183000203	2/26/2018	300		162.25
1411755	Back Out Journal Er	2/26/2018	300		1,536.41
1411788	182700220	2/26/2018	300		51,000,000.00
1412140	183000205CHECK2	2/27/2018	300	5,231,341.62	
1412137	183000202	2/27/2018	300	4,729,144.02	
1412158	183000206SRO AIR	2/27/2018	300	2,956,245.98	
1412138	183000203SRO AIR	2/27/2018	300	20,258.70	
1412139	183000204CASH OI	2/27/2018	300	10,770.25	
1411800	183000201	2/27/2018	300	4,518.47	
1412153	183000209 CHECK	2/27/2018	300	1,108.75	
1412159	183000207OTHER /	2/27/2018	300	175.00	
1412160	183000208 CASH A	2/27/2018	300	72.24	
1412162	183000210	2/27/2018	300		3,265.90
1412307	183000203	2/28/2018	300	11,056,960.45	
1412706	183000209 AIRS TA	2/28/2018	300	10,482,460.38	
1412708	183000210 AIRS D€	2/28/2018	300	3,064,040.00	
1412709	183000211 AIRS D€	2/28/2018	300	87,874.63	
1412711	183000213 AIRS D€	2/28/2018	300	81,545.89	
1412705	183000208 AIRS TA	2/28/2018	300	13,660.50	
1412704	183000207 AIRS TA	2/28/2018	300	7,966.20	
1412710	183000212 AIRS D€	2/28/2018	300	2,655.09	
1412272	183000201	2/28/2018	300	2,639.14	
1412306	182700202	2/28/2018	300	10.00	
1412327	183000204	2/28/2018	300		6,937.84

Run Date: 6/29/2018
 Run Time: 6:24:16PM

Demand Account Activity

Start Date: 7/1/2017 End Date: 6/29/2018

Page: 444
 User: 0

Jnl. Entry	Ref #	Trx. Date	Ledger	Debit Amount	Credit Amount
1413263	183000302	3/1/2018	300	3,123,519.59	
1413262	183000301	3/1/2018	300	4,354.90	
1413264	182700303	3/1/2018	300		15,192.18
1414378	183000304SRO AIR	3/2/2018	300	6,144,176.82	
1414393	183000305OTHER /	3/2/2018	300	1,018,947.32	
1414379	183000302	3/2/2018	300	607,772.79	
1414377	183000303SRO AIR	3/2/2018	300	12,830.40	
1414394	183000306CASH OI	3/2/2018	300	9,075.10	
1413291	183000301	3/2/2018	300	5,716.20	
1414397	182700320	3/2/2018	300		11,000,000.00
1414380	183000303	3/2/2018	300		1,363.94
1414647	183000310 AIRS D€	3/5/2018	300	3,036,818.20	
1414641	183000302	3/5/2018	300	2,003,439.26	
1414646	183000309 AIRS TA	3/5/2018	300	284,954.40	
1414640	083000301	3/5/2018	300	14,592.18	
1414645	183000308 AIRS TA	3/5/2018	300	13,767.28	
1414644	183000307 AIRS TA	3/5/2018	300	8,116.35	
1414650	183000313 AIRS D€	3/5/2018	300	6,067.95	
1414649	183000312 AIRS D€	3/5/2018	300	1,750.00	
1414648	183000311 AIRS D€	3/5/2018	300	1,075.00	
1414883	183000303	3/5/2018	300		4,281.56
1415238	183000302	3/6/2018	300	5,043,387.62	
1415392	Correct Journal Entr	3/6/2018	300	5,043,387.62	
1415243	183000309 AIRS TA	3/6/2018	300	3,671,187.64	
1415244	183000311 AIRS D€	3/6/2018	300	3,111,503.83	
1415245	183000312 AIRS D€	3/6/2018	300	2,868,959.25	
1415241	183000307 AIRS TA	3/6/2018	300	45,081.30	
1415247	183000314 AIRS D€	3/6/2018	300	21,442.54	
1415252	183000310 AIRS TA	3/6/2018	300	12,044.50	
1415242	183000308 AIRS TA	3/6/2018	300	11,503.36	
1415246	183000312 AIRS D€	3/6/2018	300	3,308.02	
1415237	183000301	3/6/2018	300	2,650.59	
1415266	183000303	3/6/2018	300		108,028.10
1415391	Back Out Journal Er	3/6/2018	300		5,043,387.62
1415842	182300301	3/7/2018	300	10,000,000.00	
1415409	183000302	3/7/2018	300	5,808,763.53	
1415415	183000309 AIRS TA	3/7/2018	300	4,173,179.78	
1415416	183000310 AIRS D€	3/7/2018	300	2,818,617.86	
1415417	183000311 AIRS D€	3/7/2018	300	104,009.40	
1415408	183000301	3/7/2018	300	10,972.79	
1415413	183000307 AIRS TA	3/7/2018	300	8,626.20	
1415414	183000308 AIRS TA	3/7/2018	300	8,462.52	
1415418	183000312 AIRS D€	3/7/2018	300	2,536.57	
1415419	183000313 AIRS D€	3/7/2018	300	365.00	
1415840	183000304	3/7/2018	300	50.00	
1415427	183000303	3/7/2018	300		9,844.50
1415850	183000302	3/8/2018	300	10,349,277.23	
1415855	183000309 AIRS TA	3/8/2018	300	6,425,404.81	
1415857	183000310 AIRS D€	3/8/2018	300	3,413,477.03	
1415859	183000312 AIRS D€	3/8/2018	300	102,758.93	
1415852	183000307 AIRS TA	3/8/2018	300	7,273.20	
1415849	183000301	3/8/2018	300	5,421.40	
1415853	183000308 AIRS TA	3/8/2018	300	1,940.38	
1415858	183000311 AIRS D€	3/8/2018	300	75.00	
1415865	183000303	3/8/2018	300		140.00
1416288	183000305	3/8/2018	300		1,000,000.00

Run Date: 6/29/2018
 Run Time: 6:24:16PM

Demand Account Activity

Start Date: 7/1/2017 End Date: 6/29/2018

Page: 445
 User: 0

Jnl. Entry	Ref #	Trx. Date	Ledger	Debit Amount	Credit Amount
1416451	183000306	CHECK2	3/9/2018	300	3,273,385.98
1416452	183000307	SROAIR!	3/9/2018	300	2,500,865.71
1416706	183000302		3/9/2018	300	2,036,540.60
1416650	183000310	CHECK2	3/9/2018	300	143,785.32
1416645	183000309	CASH OI	3/9/2018	300	103,006.76
1416450	183000305	CASH OI	3/9/2018	300	9,727.16
1416449	183000304	SROAIR!	3/9/2018	300	6,390.45
1416704	183000301		3/9/2018	300	3,824.25
1416455	183000308	OTHER /	3/9/2018	300	2,625.00
1416722	182700312		3/9/2018	300	
1416725	182700314		3/9/2018	300	
1416755	183000310	AIRS D€	3/12/2018	300	2,634,869.67
1416751	183000302		3/12/2018	300	2,431,569.14
1416754	183000309	AIRS TA	3/12/2018	300	2,314,108.86
1416758	183000313	AIRS D€	3/12/2018	300	131,421.76
1416757	183000312	AIRS D€	3/12/2018	300	106,806.40
1416756	183000311	AIRS D€	3/12/2018	300	32,919.03
1416753	183000308	AIRS TA	3/12/2018	300	6,724.73
1416750	183000301		3/12/2018	300	6,713.97
1416752	183000307	AIRS TA	3/12/2018	300	4,857.60
1417216	183000301		3/12/2018	300	3.60
1416991	183000303		3/12/2018	300	
1417228	183000302		3/13/2018	300	
1417432	183000310	AIRS D€	3/13/2018	300	4,967,679.66
1417232	183000309	AIRS TA	3/13/2018	300	2,355,122.56
1417458	183000312	AIRS D€	3/13/2018	300	2,334,827.50
1417457	183000311	AIRS D€	3/13/2018	300	141,181.44
1417230	183000307	AIRS TA	3/13/2018	300	100,897.50
1417231	183000308	AIRS TA	3/13/2018	300	8,695.50
1417227	183000301		3/13/2018	300	6,379.75
1417465	183000303		3/13/2018	300	3,019.77
1417619	183000305		3/13/2018	300	
1417631	183000302		3/14/2018	300	
1417637	183000309	AIRS TA	3/14/2018	300	1,899.00
1417638	183000310	AIRS D€	3/14/2018	300	27,000,000.00
1417641	183000313	AIRS D€	3/14/2018	300	6,348,283.76
1417639	183000311	AIRS D€	3/14/2018	300	2,504,937.44
1417640	183000312	AIRS D€	3/14/2018	300	2,373,858.73
1417636	183000308	AIRS TA	3/14/2018	300	176,384.95
1417634	183000307	AIRS TA	3/14/2018	300	167,215.00
1417630	183000301		3/14/2018	300	22,056.33
1417932	183000303		3/14/2018	300	14,313.15
1419108	183000309	AIRS TA	3/15/2018	300	10,484.10
1419109	183000310	AIRS D€	3/15/2018	300	4,865.12
1419097	183000302		3/15/2018	300	
1419113	183000313	AIRS D€	3/15/2018	300	
1419112	183000312	AIRS D€	3/15/2018	300	16,092.54
1419111	183000311	AIRS D€	3/15/2018	300	4,196,202.38
1419107	183000308	AIRS TA	3/15/2018	300	3,534,989.65
1419106	183000307	AIRS TA	3/15/2018	300	3,511,014.40
1419096	183000301		3/15/2018	300	829,035.47
1419099	183000303		3/15/2018	300	102,322.96
1419614	183000310	AIRS D€	3/16/2018	300	8,605.88
1419599	183000302		3/16/2018	300	7,488.26
1419613	183000309	AIRS TA	3/16/2018	300	6,329.40
1419617	183000313	AIRS D€	3/16/2018	300	3,148.34
					15,644.21
					3,131,056.60
					2,309,730.15
					2,170,407.94
					176,364.76

Run Date: 6/29/2018
 Run Time: 6:24:16PM

Demand Account Activity

Page: 446
 User: 0

Start Date: 7/1/2017 End Date: 6/29/2018

Jnl. Entry	Ref #	Trx. Date	Ledger	Debit Amount	Credit Amount
1419707	1823353	3/16/2018	300	93,808.06	
1419616	183000312 AIRS DE	3/16/2018	300	14,309.24	
1419612	183000308 AIRS TA	3/16/2018	300	5,712.87	
1419611	183000307 AIRS TA	3/16/2018	300	4,920.30	
1419620	183000314 AIRS DE	3/16/2018	300	3,421.00	
1419589	183000301	3/16/2018	300	2,373.18	
1419615	183000311 AIRS DE	3/16/2018	300	275.00	
1419601	183000303	3/16/2018	300		7,313.51
1419780	183000304	3/16/2018	300		22,000,000.00
1420138	183000305CHECK2	3/19/2018	300	2,462,353.70	
1420139	183000306SRO AIR	3/19/2018	300	2,392,959.20	
1420135	183000302	3/19/2018	300	1,891,484.69	
1420140	183000307OTHER /	3/19/2018	300	37,999.30	
1420136	183000303SRO AIR	3/19/2018	300	11,025.30	
1420142	183000309CHECK2	3/19/2018	300	8,940.50	
1420141	183000308CASH OI	3/19/2018	300	6,321.85	
1419755	183000301	3/19/2018	300	4,701.40	
1420137	183000304CASH OI	3/19/2018	300	4,604.23	
1420143	183000310FOREIGI	3/19/2018	300	231.00	
1420144	183000311	3/19/2018	300		2,077.95
1420260	182700321	3/19/2018	300		25,000,000.00
1420765	183000305CHECK2	3/20/2018	300	4,572,247.96	
1420757	183000303	3/20/2018	300	3,763,977.70	
1420766	183000307SRO AIR	3/20/2018	300	2,486,135.50	
1420769	183000310CHECK ;	3/20/2018	300	175,174.42	
1420767	183000308OTHER /	3/20/2018	300	34,267.66	
1420768	183000309CASH OI	3/20/2018	300	11,220.26	
1420764	183000305CASH OI	3/20/2018	300	11,158.71	
1420760	183000304SRO AIR	3/20/2018	300	5,283.30	
1420752	183000301	3/20/2018	300	5,006.04	
1420756	183000302	3/20/2018	300	66.00	
1420770	183000312	3/20/2018	300		13,998.64
1421243	183000306CHECK2	3/21/2018	300	4,057,547.39	
1421245	183000307SRO AIR	3/21/2018	300	2,410,541.25	
1421237	183000302	3/21/2018	300	2,120,434.12	
1421250	183000310CHECK2	3/21/2018	300	228,623.54	
1421246	183000308OTHER /	3/21/2018	300	11,491.70	
1421244	183000307FOREIGI	3/21/2018	300	9,394.72	
1421255	182700304IRPCC A	3/21/2018	300	8,957.78	
1421241	183000304SRO AIR	3/21/2018	300	8,649.30	
1421242	183000305CASH OI	3/21/2018	300	6,327.26	
1421251	183000311FOREIGI	3/21/2018	300	5,317.75	
1421226	183000301	3/21/2018	300	1,927.50	
1421248	183000309CASH OI	3/21/2018	300	392.09	
1421239	183000303	3/21/2018	300		10,434.00
1421368	Back Out Journal Er	3/21/2018	300		8,957.78
1421715	183000306CK21 AIF	3/22/2018	300	8,240,161.52	
1421712	182700302	3/22/2018	300	3,981,038.41	
1421716	183000307SRO AIR	3/22/2018	300	2,842,049.82	
1421720	183000310CHECK2	3/22/2018	300	457,244.25	
1421719	183000309CASH OI	3/22/2018	300	88,754.96	
1421714	183000305CASH OI	3/22/2018	300	12,412.78	
1421713	183000304SRO AIR	3/22/2018	300	9,378.60	
1421711	183000301	3/22/2018	300	4,469.10	
1421718	183000308OTHER /	3/22/2018	300	1,950.00	
1421721	183000311FOREIGI	3/22/2018	300	60.00	

Demand Account Activity

Jnl. Entry	Ref #	Trx. Date	Ledger	Debit Amount	Credit Amount
1421722	183000303	3/22/2018	300		3,284.00
1421860	182700331	3/22/2018	300		25,000,000.00
1422225	183000306CHECK2	3/23/2018	300	6,962,452.09	
1422208	183000302	3/23/2018	300	2,966,042.31	
1422227	183000307	3/23/2018	300	2,297,748.56	
1422233	183000310CHECK2	3/23/2018	300	811,718.40	
1422234	183000311FOREIGI	3/23/2018	300	21,140.00	
1422202	183000301	3/23/2018	300	6,925.72	
1422216	183000304SRO AIR	3/23/2018	300	5,608.35	
1422221	183000305CASH OI	3/23/2018	300	4,780.68	
1422231	183000309CASH OI	3/23/2018	300	921.39	
1422229	183000308OTHER /	3/23/2018	300	25.00	
1422206	182700303	3/23/2018	300		2,153.74
1422700	183000309 AIRS TA	3/26/2018	300	6,424,267.66	
1422374	183000303	3/26/2018	300	3,084,834.83	
1422701	183000310 AIRS D€	3/26/2018	300	2,056,182.04	
1422629	183000308 AIRS TA	3/26/2018	300	126,407.29	
1422703	183000313 AIRS D€	3/26/2018	300	22,096.40	
1422372	183000301	3/26/2018	300	8,243.84	
1422799	Correct Journal Entr	3/26/2018	300	8,243.84	
1422601	183000307 AIRS TA	3/26/2018	300	5,474.70	
1422702	183000311 AIRS D€	3/26/2018	300	2,845.68	
1422704	183000314 AIRS D€	3/26/2018	300	2,265.00	
1422373	183000302	3/26/2018	300	115.00	
1422708	183000304	3/26/2018	300		670.00
1422787	183000305	3/26/2018	300		20,000,000.00
1422791	Back Out Journal Er	3/26/2018	300		8,243.84
1423092	183000302	3/27/2018	300	10,694,775.80	
1423096	183000309 AIRS TA	3/27/2018	300	5,507,787.25	
1423097	183000310 AIRS D€	3/27/2018	300	2,565,434.50	
1423098	183000311 AIRS D€	3/27/2018	300	85,545.88	
1423100	183000313 AIRS D€	3/27/2018	300	64,490.90	
1423095	183000308 AIRS TA	3/27/2018	300	5,841.74	
1423094	183000307 AIRS TA	3/27/2018	300	4,590.30	
1423091	183000301	3/27/2018	300	2,453.00	
1423101	183000314 AIRS D€	3/27/2018	300	2,195.00	
1423099	183000312 AIRS D€	3/27/2018	300	655.80	
1423217	181220301	3/27/2018	300	45.00	
1423114	183000303	3/27/2018	300		6,114.00
1423240	183000304	3/27/2018	300		45,000,000.00
1423529	183000309 AIRS TA	3/28/2018	300	2,530,328.90	
1423530	183000310 AIRS D€	3/28/2018	300	2,322,904.29	
1423524	183000302	3/28/2018	300	1,967,106.84	
1423531	183000311 AIRS D€	3/28/2018	300	1,082,604.61	
1423533	183000313 AIRS D€	3/28/2018	300	88,714.07	
1423527	183000307 AIRS TA	3/28/2018	300	13,084.50	
1423528	183000308 AIRS TA	3/28/2018	300	2,897.75	
1423532	183000312 AIRS D€	3/28/2018	300	2,520.33	
1423534	183000314 AIRS D€	3/28/2018	300	2,455.00	
1423523	183000301	3/28/2018	300	2,376.52	
1423540	183000304	3/28/2018	300		9,776.00
1423681	183000303	3/29/2018	300	6,384,077.24	
1423678	183000309 AIRS TA	3/29/2018	300	3,783,826.70	
1423685	183000310 AIRS D€	3/29/2018	300	3,130,733.01	
1423689	183000313 AIRS D€	3/29/2018	300	354,877.21	
1423690	183000314 AIRS D€	3/29/2018	300	10,302.25	

Run Date: 6/29/2018
 Run Time: 6:24:16PM

Demand Account Activity

Start Date: 7/1/2017 End Date: 6/29/2018

Page: 448
 User: 0

Jnl. Entry	Ref #	Trx. Date	Ledger	Debit Amount	Credit Amount
1423682	183000307 AIRS TA	3/29/2018	300	6,981.15	
1423684	183000308 AIRS TA	3/29/2018	300	4,091.28	
1423688	183000312 AIRS D€	3/29/2018	300	4,027.74	
1423679	183000301	3/29/2018	300	2,301.45	
1424812	Back Out Journal Er	3/29/2018	300	669.74	
1423680	183000302	3/29/2018	300	40.50	
1423686	183000311 AIRS D€	3/29/2018	300	25.00	
1424707	183000304	3/29/2018	300		669.74
1424741	183000304	3/29/2018	300		669.74
1424821	183000306	3/29/2018	300		48,000,000.00
1425147	182300301	3/30/2018	300	11,000,000.00	
1425275	183000309 AIRS TA	3/30/2018	300	8,087,985.09	
1425276	183000310 AIRS D€	3/30/2018	300	2,601,026.49	
1425285	Correct Journal Entr	3/30/2018	300	2,585,764.37	
1424835	183000303	3/30/2018	300	2,119,288.99	
1425253	Back Out Journal Er	3/30/2018	300	11,307.80	
1425272	183000307 AIRS T/	3/30/2018	300	9,240.00	
1425278	183000312 AIRS D€	3/30/2018	300	7,903.11	
1425274	183000308 AIRS TA	3/30/2018	300	3,868.62	
1424833	183000301	3/30/2018	300	2,515.84	
1425279	183000313 AIRS D€	3/30/2018	300	1,815.92	
1425277	183000311 AIRS D€	3/30/2018	300	25.00	
1424834	183000302	3/30/2018	300	10.00	
1425097	183000304	3/30/2018	300		11,307.80
1425268	Correct Journal Entr	3/30/2018	300		11,307.80
1425282	Back Out Journal Er	3/30/2018	300		2,601,026.49
1425288	Back Out Journal Er	3/30/2018	300		1,815.92
1425671	183000402	4/2/2018	300	7,743,175.18	
1425670	183000401	4/2/2018	300	6,955.14	
1425674	183000403	4/2/2018	300		2,417.00
1425795	183000402	4/3/2018	300	14,857,523.54	
1425798	183000408 AIRS D€	4/3/2018	300	4,888,525.61	
1425797	183000407 AIRS TA	4/3/2018	300	19,380.90	
1425800	183000411 AIRS D€	4/3/2018	300	1,821.13	
1426065	183000412 AIRS D€	4/3/2018	300	1,815.92	
1425799	183000410 AIRS D€	4/3/2018	300	1,400.00	
1425794	183000401	4/3/2018	300	763.16	
1426066	183000403	4/3/2018	300		9,801.03
1426179	183000412 AIRS D€	4/4/2018	300	4,647,474.70	
1426168	183000403	4/4/2018	300	3,221,038.73	
1426178	183000411 AIRS D€	4/4/2018	300	2,122,735.66	
1426175	183000409 AIRS TA	4/4/2018	300	771,190.99	
1426184	183000414 AIRS D€	4/4/2018	300	289,101.39	
1426171	183000407 AIRS TA	4/4/2018	300	8,646.00	
1426173	183000408 AIRS TA	4/4/2018	300	7,683.85	
1426162	183000401	4/4/2018	300	4,828.84	
1426167	183000402	4/4/2018	300	600.00	
1426183	183000413 AIRS D€	4/4/2018	300	102.92	
1426177	183000410 AIRS TA	4/4/2018	300	15.00	
1426486	183000404	4/4/2018	300		734.00
1426891	183000409 AIRS TA	4/5/2018	300	5,659,889.74	
1426892	183000410 AIRS D€	4/5/2018	300	3,467,024.35	
1426880	183000402	4/5/2018	300	2,422,459.90	
1426897	183000413	4/5/2018	300	1,256,176.26	
1426900	183000414 AIRS D€	4/5/2018	300	16,565.75	
1426890	183000408 AIRS TA	4/5/2018	300	16,114.77	

Demand Account Activity

Jnl. Entry	Ref #	Trx. Date	Ledger	Debit Amount	Credit Amount
1426889	183000407 AIRS TA	4/5/2018	300	10,655.70	
1426879	183000401	4/5/2018	300	2,892.75	
1426895	183000412 AIRS D€	4/5/2018	300	2,889.27	
1426893	183000411 AIRS D€	4/5/2018	300	1,425.00	
1426906	182700409 AIRS D€	4/5/2018	300	276.05	
1426921	183000403	4/5/2018	300		14,733.00
1426997	Back Out Journal Er	4/5/2018	300		276.05
1427313	183000402	4/6/2018	300	3,491,631.67	
1427325	183000409 AIRS TA	4/6/2018	300	2,853,551.02	
1427326	183000410 AIRS D€	4/6/2018	300	2,493,666.98	
1427328	183000412 AIRS D€	4/6/2018	300	297,295.36	
1427426	1825227	4/6/2018	300	117,074.43	
1427329	183000413 AIRS D€	4/6/2018	300	19,315.50	
1427323	183000407 AIRS TA	4/6/2018	300	17,358.00	
1427327	183000411 AIRS D€	4/6/2018	300	13,637.28	
1427324	183000408 AIRS TA	4/6/2018	300	4,596.22	
1427312	183000401	4/6/2018	300	4,137.72	
1427317	183000403	4/6/2018	300		2,480.03
1427715	183000409 AIRS TA	4/9/2018	300	4,512,425.70	
1427718	183000410 AIRS D€	4/9/2018	300	3,033,183.65	
1427703	183004003	4/9/2018	300	2,971,697.53	
1427722	183000412 AIRS D€	4/9/2018	300	741,388.10	
1427720	183000411 AIRS D€	4/9/2018	300	7,754.76	
1427700	183000401	4/9/2018	300	6,883.46	
1427714	183000408 AIRS TA	4/9/2018	300	6,328.06	
1427713	183000407 AIRS TA	4/9/2018	300	5,827.80	
1427725	183000413 AIRS D€	4/9/2018	300	172.00	
1427702	183000402	4/9/2018	300	50.00	
1427739	183000404	4/9/2018	300		2,395.00
1428270	183000407CHECK2	4/10/2018	300	5,106,556.18	
1428264	183000402	4/10/2018	300	3,114,273.29	
1428271	183000408SROAIR!	4/10/2018	300	2,343,081.01	
1428276	183000411CHECK2	4/10/2018	300	118,461.13	
1428266	183000405SROAIR!	4/10/2018	300	21,634.80	
1428269	183000406CASH OI	4/10/2018	300	6,556.80	
1428273	183000410CASH OI	4/10/2018	300	2,583.65	
1428262	183000401	4/10/2018	300	1,938.85	
1428272	183000409OTHER /	4/10/2018	300	1,700.00	
1428277	183000412FOREIGI	4/10/2018	300	391.00	
1428265	183000403	4/10/2018	300	50.00	
1428280	183000404	4/10/2018	300		148,939.21
1428289	182700405	4/10/2018	300		20,000,000.00
1428356	182700425	4/10/2018	300		1,000,000.00
1428831	183000406CHECK2	4/11/2018	300	5,128,656.79	
1428832	183000407SRO AIR	4/11/2018	300	2,550,050.22	
1428731	183000402	4/11/2018	300	2,521,741.89	
1428838	183000410CHECK ;	4/11/2018	300	183,415.84	
1428836	183000408OTHER /	4/11/2018	300	40,027.53	
1428830	183000405CASH OI	4/11/2018	300	15,318.91	
1428829	183000404SRO AIR	4/11/2018	300	9,490.80	
1428837	183000409CASH AI	4/11/2018	300	4,466.35	
1428839	183000411FOREIGI	4/11/2018	300	889.00	
1428729	183000401	4/11/2018	300	796.36	
1428733	183000403	4/11/2018	300		3,391.19
1428806	182700420	4/11/2018	300		2,000,000.00
1430024	183000409 AIRS TA	4/12/2018	300	10,789,905.48	

Run Date: 6/29/2018
 Run Time: 6:24:16PM

Demand Account Activity

Start Date: 7/1/2017 End Date: 6/29/2018

Page: 450
 User: 0

Jnl. Entry	Ref #	Trx. Date	Ledger	Debit Amount	Credit Amount
1430025	183000410 AIRS D€	4/12/2018	300	3,589,410.82	
1430017	183000403	4/12/2018	300	3,587,567.06	
1430028	183000413 AIRS D€	4/12/2018	300	280,767.50	
1430023	183000408 AIRS TA	4/12/2018	300	12,504.45	
1428846	183000401	4/12/2018	300	5,746.36	
1430021	183000407 AIRS TA	4/12/2018	300	4,732.20	
1430029	183000414 AIRS D€	4/12/2018	300	3,413.00	
1430027	183000412 AIRS D€	4/12/2018	300	2,178.16	
1430026	183000411 AIRS D€	4/12/2018	300	1,450.00	
1430012	183000402	4/12/2018	300	10.00	
1430041	183000404	4/12/2018	300		9,855.34
1430513	183000409 AIRS TA	4/13/2018	300	6,676,028.55	
1430507	183000402	4/13/2018	300	2,417,833.80	
1430522	183000411 AIRS D€	4/13/2018	300	2,026,471.34	
1430544	183000414 AIRS D€	4/13/2018	300	723,155.86	
1430635	Correct Journal Entr	4/13/2018	300	21,316.98	
1430531	183000413 AIRS D€	4/13/2018	300	21,316.96	
1430511	183000407 AIRS TA	4/13/2018	300	14,331.90	
1430545	183000415 AIRS D€	4/13/2018	300	6,352.25	
1430504	183000401	4/13/2018	300	4,902.54	
1430512	183000408 AIRS TA	4/13/2018	300	4,458.61	
1430520	18300041 AIRS TA	4/13/2018	300	220.00	
1430530	183000412 AIRS D€	4/13/2018	300	25.00	
1430630	183000403	4/13/2018	300		10,000,000.00
1430634	Back Out Journal Er	4/13/2018	300		21,316.96
1430935	183000409 AIRS TA	4/16/2018	300	8,500,215.89	
1430931	183000402	4/16/2018	300	3,460,256.21	
1430936	183000410 AIRS D€	4/16/2018	300	2,219,449.81	
1430940	183000413 AIRS D€	4/16/2018	300	729,979.69	
1430937	1836000411 AIRS C	4/16/2018	300	58,916.30	
1430933	183000407 AIRS TA	4/16/2018	300	23,546.20	
1430938	183000412 AIRS D€	4/16/2018	300	23,204.29	
1430934	183000408 AIRS TA	4/16/2018	300	8,506.74	
1430930	183000401	4/16/2018	300	5,189.33	
1430941	183000414 AIRS D€	4/16/2018	300	1,702.00	
1430979	183000404	4/16/2018	300		422.00
1431453	183000409 AIRS TA	4/17/2018	300	10,605,290.58	
1431422	183000402	4/17/2018	300	4,662,505.93	
1431454	183000410 AIRS D€	4/17/2018	300	2,186,575.99	
1431460	183000412 AIRS D€	4/17/2018	300	581,322.70	
1431459	183000412 AIRS D€	4/17/2018	300	7,550.12	
1431425	183000407 AIRS TA	4/17/2018	300	6,128.10	
1431452	183000408 AIRS TA	4/17/2018	300	5,870.14	
1431421	183000401	4/17/2018	300	1,676.05	
1431455	183000411 AIRS D€	4/17/2018	300	150.00	
1431423	183000403	4/17/2018	300		125,000,000.00
1431466	183000403	4/17/2018	300		4,363.09
1431603	183000409 AIRS TA	4/18/2018	300	12,205,221.44	
1431599	183000402	4/18/2018	300	3,831,993.41	
1431604	183000410 AIRS D€	4/18/2018	300	2,510,245.02	
1432109	182700406	4/18/2018	300	2,000,000.00	
1431609	183000413 AIRS D€	4/18/2018	300	1,019,037.68	
1431607	183000411 AIRS D€	4/18/2018	300	20,975.95	
1431601	183000407 AIRS TA	4/18/2018	300	7,933.20	
1431602	183000408 AIRS TA	4/18/2018	300	5,249.36	
1431598	183000401	4/18/2018	300	3,249.92	

Run Date: 6/29/2018
 Run Time: 6:24:16PM

Demand Account Activity

Start Date: 7/1/2017 End Date: 6/29/2018

Page: 451
 User: 0

Jnl. Entry	Ref #	Trx. Date	Ledger	Debit Amount	Credit Amount
1431610	183000414 AIRS D€	4/18/2018	300	1,589.00	
1431608	183000412 AIRS D€	4/18/2018	300	957.35	
1431967	183000403	4/18/2018	300		9,297.02
1431972	183000404	4/18/2018	300		22,000,000.00
1432123	183000409 AIRS TA	4/19/2018	300	13,327,113.50	
1432119	183000402	4/19/2018	300	3,846,034.64	
1432124	183000410 AIRS D€	4/19/2018	300	2,835,782.61	
1432125	183000411 AIRS D€	4/19/2018	300	67,466.38	
1432126	183000412 AIRS D€	4/19/2018	300	26,169.10	
1432121	183000407 AIRS TA	4/19/2018	300	13,807.20	
1432127	183000413 AIRS D€	4/19/2018	300	10,859.00	
1432122	183000408 AIRS TA	4/19/2018	300	10,718.16	
1432118	183000401	4/19/2018	300	3,956.00	
1432128	183000414 AIRS D€	4/19/2018	300	1,059.75	
1432134	183000403	4/19/2018	300		4,732.84
1432169	183000404	4/19/2018	300		15,000,000.00
1432524	183000409 AIRS TA	4/20/2018	300	28,458,456.79	
1432525	183000410 AIRS D€	4/20/2018	300	2,195,153.73	
1432528	183000413 AIRS D€	4/20/2018	300	1,737,236.36	
1432519	183000402	4/20/2018	300	1,113,653.60	
1432523	183000408 AIRS TA	4/20/2018	300	21,679.70	
1432522	183000407 AIRS TA	4/20/2018	300	14,558.90	
1432527	183000412 AIRS D€	4/20/2018	300	8,925.56	
1432529	183000414 AIRS D€	4/20/2018	300	6,748.75	
1432518	183000401	4/20/2018	300	1,519.00	
1432526	183000411 AIRS D€	4/20/2018	300	75.00	
1433218	183000403	4/20/2018	300		9,328.35
1433224	183000404	4/20/2018	300		50,000,000.00
1433641	183000409 AIRS TA	4/23/2018	300	20,456,417.37	
1433635	183000402	4/23/2018	300	4,792,959.18	
1433643	183000410 AIRS D€	4/23/2018	300	2,051,363.24	
1433640	183000408 AIRS TA	4/23/2018	300	14,587.77	
1433639	183000407 AIRS TA	4/23/2018	300	8,005.80	
1433634	183000401	4/23/2018	300	4,657.33	
1433776	Correct Journal Entr	4/23/2018	300	4,657.33	
1433645	183000412 AIRS D€	4/23/2018	300	3,794.16	
1433644	183000411 AIRS D€	4/23/2018	300	25.00	
1433653	183000403	4/23/2018	300		2,186.00
1433658	183000404	4/23/2018	300		33,000,000.00
1433753	Back Out Journal Er	4/23/2018	300		4,657.33
1434165	183000409 AIRS TA	4/24/2018	300	48,201,841.63	
1434144	183000402	4/24/2018	300	7,374,326.13	
1434166	183000410 AIRS D€	4/24/2018	300	2,345,433.31	
1434173	183000413 AIRS D€	4/24/2018	300	403,992.20	
1434170	183000412 AIRS D€	4/24/2018	300	385,750.25	
1434161	183000407 AIRS TA	4/24/2018	300	18,678.00	
1434164	183000408 AIRS TA	4/24/2018	300	8,588.52	
1434175	183000414 AIRS D€	4/24/2018	300	6,031.00	
1434168	183000411 AIRS D€	4/24/2018	300	3,462.33	
1434143	183000401	4/24/2018	300	1,370.75	
1434145	183000403	4/24/2018	300		8,748.46
1434146	183000404	4/24/2018	300		60,000,000.00
1434571	183000409 AIRS TA	4/25/2018	300	68,961,992.22	
1434573	183000411 AIRS D€	4/25/2018	300	2,363,592.06	
1434564	183000402	4/25/2018	300	1,637,448.59	
1434576	183000414 AIRS D€	4/25/2018	300	219,740.65	

Run Date: 6/29/2018
Run Time: 6:24:16PM

Demand Account Activity

Page: 452
User: 0

Start Date: 7/1/2017 End Date: 6/29/2018

Jnl. Entry	Ref #	Trx. Date	Ledger	Debit Amount	Credit Amount
1434574	183000412 AIRS D€	4/25/2018	300	17,960.29	
1434570	183000408 AIRS TA	4/25/2018	300	14,686.98	
1434569	183000407 AIRS TA	4/25/2018	300	7,983.00	
1434577	183000415 AIRS D€	4/25/2018	300	4,146.25	
1434575	183000413 AIRS D€	4/25/2018	300	3,190.68	
1434563	183000401	4/25/2018	300	2,572.95	
1434572	183000410 AIRS TA	4/25/2018	300	200.00	
1434565	183000403	4/25/2018	300		70,000,000.00
1434582	183000404	4/25/2018	300		16,170.00
1435802	183000409 AIRS TA	4/26/2018	300	19,808,568.60	
1435557	183000403	4/26/2018	300	2,948,395.02	
1435805	183000411 AIRS D€	4/26/2018	300	2,403,628.89	
1435808	183000414 AIRS D€	4/26/2018	300	115,669.05	
1435806	183000412 AIRS D€	4/26/2018	300	39,320.31	
1435801	183000408 AIRS TA	4/26/2018	300	27,464.17	
1435559	183000407 AIRS TA	4/26/2018	300	14,067.90	
1435809	183000415 AIRS D€	4/26/2018	300	5,164.00	
1434753	183000401	4/26/2018	300	1,449.35	
1435807	183000413 AIRS D€	4/26/2018	300	400.00	
1434754	183000402	4/26/2018	300	200.00	
1435804	1830000410 AIRS T	4/26/2018	300	109.00	
1435921	183000404	4/26/2018	300		20,150.50
1435928	183000405	4/26/2018	300		32,000,000.00
1436267	183000403	4/27/2018	300	38,853,834.52	
1436275	183000409 AIRS TA	4/27/2018	300	4,158,311.00	
1436277	183000411 AIRS D€	4/27/2018	300	2,638,777.00	
1436282	183000414 AIRS D€	4/27/2018	300	51,066.90	
1436281	183000413 AIRS D€	4/27/2018	300	8,369.24	
1436273	183000407 AIRS TA	4/27/2018	300	7,768.20	
1436274	183000408 AIRS TA	4/27/2018	300	6,384.80	
1436250	183000401	4/27/2018	300	3,360.11	
1436276	183000410 AIRS TA	4/27/2018	300	397.00	
1436278	183000412 AIRS D€	4/27/2018	300	325.00	
1436268	183000404	4/27/2018	300	206.80	
1436266	183000402	4/27/2018	300	112.60	
1436269	183000405	4/27/2018	300		45,000,000.00
1436270	183000406	4/27/2018	300		47,705.00
1436736	183000402	4/30/2018	300	8,766,137.70	
1436740	183000406 Check 2	4/30/2018	300	5,246,931.75	
1436741	183000407SRO AIR	4/30/2018	300	2,286,201.03	
1436743	183000408OTHER /	4/30/2018	300	1,238,025.60	
1436739	183000405CASH OI	4/30/2018	300	14,762.91	
1436738	183000404SRO AIR	4/30/2018	300	11,418.00	
1436735	183000401	4/30/2018	300	4,289.84	
1436746	183000409CASH OI	4/30/2018	300	3,043.47	
1436747	183000410CHECK2	4/30/2018	300	1,653.99	
1436737	183000403	4/30/2018	300	316.00	
1436752	183000411	4/30/2018	300		35,247.49
1436784	183000420	4/30/2018	300		21,000,000.00
1437205	183000402	5/1/2018	300	1,133,657.73	
1437204	183000401	5/1/2018	300	4,227.06	
1437232	183000403	5/1/2018	300		19,189.73
1437630	183000506SRO AIR	5/2/2018	300	4,895,970.88	
1437628	183000502	5/2/2018	300	1,859,346.92	
1437631	183000507OTHER /	5/2/2018	300	21,193.84	
1437629	183000503SRO AIR	5/2/2018	300	13,044.60	

Demand Account Activity

Jnl. Entry	Ref #	Trx. Date	Ledger	Debit Amount	Credit Amount
1437657	182700509	5/2/2018	300	5,096.00	
1437645	183000409CASH OI	5/2/2018	300	3,646.43	
1437627	183000501	5/2/2018	300	3,603.50	
1437657	182700509	5/2/2018	300	350.00	
1437653	183000410	5/2/2018	300		16,680.03
1438131	183000525	5/3/2018	300	16,000,000.00	
1437788	183000507OTHER /	5/3/2018	300	6,358,067.11	
1437751	183000502	5/3/2018	300	3,293,397.58	
1437756	183000505CHECK2	5/3/2018	300	2,986,168.43	
1437780	183000506SRO AIR	5/3/2018	300	2,949,893.77	
1437791	183000410CHECK2	5/3/2018	300	33,428.67	
1437755	183000504 CASH C	5/3/2018	300	24,508.16	
1437754	183000503SRO AIR	5/3/2018	300	14,517.43	
1437750	183000501	5/3/2018	300	3,343.68	
1437789	183000409CASH OI	5/3/2018	300	349.00	
1438108	183000520	5/3/2018	300	50.00	
1438142	Correct Journal Entr	5/3/2018	300		19,997.48
1438860	183000504	5/7/2018	300	9,712,465.93	
1438867	183000510 AIRS D€	5/7/2018	300	2,794,231.50	
1438866	183000509 AIRS TA	5/7/2018	300	2,767,106.34	
1438553	183000502	5/7/2018	300	2,113,564.53	
1438804	183000506SRO AIR	5/7/2018	300	1,852,543.06	
1438802	183000505CHECK ;	5/7/2018	300	1,205,778.43	
1438812	183000509CHECK2	5/7/2018	300	289,138.65	
1438869	183000512 AIRS D€	5/7/2018	300	16,925.80	
1438864	183000507 AIRS TA	5/7/2018	300	10,840.50	
1438858	183000501	5/7/2018	300	8,766.51	
1438798	183000504CASH OI	5/7/2018	300	8,058.35	
1438796	183000503 SRO AIF	5/7/2018	300	6,699.00	
1438813	183000510FOREIGI	5/7/2018	300	2,873.00	
1438865	183000508 AIRS TA	5/7/2018	300	2,465.78	
1438543	083000501	5/7/2018	300	1,842.10	
1438808	183000507OTHER /	5/7/2018	300	1,500.00	
1438871	183000513 AIRS D€	5/7/2018	300	803.90	
1438868	183000511 AIRS D€	5/7/2018	300	325.00	
1438811	183000508CASH OI	5/7/2018	300	291.93	
1438859	183000503	5/7/2018	300	250.00	
1438857	183000502	5/7/2018	300	50.00	
1438761	182700507	5/7/2018	300		50,000,000.00
1438551	183000513	5/7/2018	300		14,738.50
1438972	183000505	5/7/2018	300		8,362.00
1438997	183000502	5/8/2018	300	3,512,077.59	
1439002	183000510 AIRS D€	5/8/2018	300	2,384,429.67	
1439001	183000509 AIRS TA	5/8/2018	300	1,910,853.69	
1439005	183000513 AIRS D€	5/8/2018	300	41,043.98	
1439003	183000511 AIRS D€	5/8/2018	300	12,187.26	
1438999	183000507 AIRS TA	5/8/2018	300	8,457.90	
1439004	183000512 AIRS D€	5/8/2018	300	5,310.82	
1439000	183000508 AIRS TA	5/8/2018	300	2,560.61	
1438996	183000501	5/8/2018	300	1,700.40	
1439006	183000514 AIRS D€	5/8/2018	300	227.00	
1439020	183000503	5/8/2018	300		471.89
1439399	183000501	5/8/2018	300		8,000,000.00
1439414	183000502	5/9/2018	300	2,483,639.40	
1439421	183000510 AIRS D€	5/9/2018	300	2,450,323.15	
1439972	Back Out Journal Er	5/9/2018	300	2,200,000.00	

Run Date: 6/29/2018
 Run Time: 6:24:16PM

Demand Account Activity

Start Date: 7/1/2017 End Date: 6/29/2018

Page: 454
 User: 0

Jnl. Entry	Ref #	Trx. Date	Ledger	Debit Amount	Credit Amount
1439420	183000509 AIRS TA	5/9/2018	300	1,799,413.61	
1439419	183000508 AIRS TA	5/9/2018	300	9,804.42	
1439418	183000507 AIRS TA	5/9/2018	300	8,408.40	
1439424	183000513 AIRS D€	5/9/2018	300	6,003.97	
1439423	183000512 AIRS D€	5/9/2018	300	3,850.46	
1439412	183000501	5/9/2018	300	2,314.15	
1439959	183000501	5/9/2018	300	1,750.00	
1439422	183000511 AIRS D€	5/9/2018	300	881.00	
1439425	183000514 AIRS D€	5/9/2018	300	42.00	
1439443	183000503	5/9/2018	300		9,221.26
1439969	183000501	5/9/2018	300		2,200,000.00
1439975	Correct Journal Entr	5/9/2018	300		3,000,000.00
1440953	183000503	5/10/2018	300	5,004,630.08	
1441116	Back Out Journal Er	5/10/2018	300	4,000,000.00	
1441119	Correct Journal Entr	5/10/2018	300	4,000,000.00	
1440959	183000509 AIRS TA	5/10/2018	300	3,176,484.91	
1440963	183000511 AIRS D€	5/10/2018	300	3,043,130.48	
1440967	183000513 AIRS D€	5/10/2018	300	136,625.28	
1440962	183000510 AIRS TA	5/10/2018	300	29,994.17	
1440958	183000508 AIRS TA	5/10/2018	300	10,502.42	
1440956	183000507 AIRS TA	5/10/2018	300	5,589.47	
1440964	183000512 AIRS D€	5/10/2018	300	4,132.46	
1440949	183000501	5/10/2018	300	3,769.18	
1440952	183000502	5/10/2018	300	20.00	
1440970	183000514 AIRS D€	5/10/2018	300	12.00	
1440981	183000504	5/10/2018	300		25,636.75
1441107	183000501	5/10/2018	300		4,000,000.00
1441407	183000502	5/11/2018	300	2,512,990.98	
1441428	183000510 AIRS D€	5/11/2018	300	2,127,266.46	
1441423	183000509 AIRS TA	5/11/2018	300	991,133.57	
1441501	1828598	5/11/2018	300	104,167.54	
1441430	183000511 AIRS D€	5/11/2018	300	16,811.67	
1441419	183000508 AIRS TA	5/11/2018	300	12,876.94	
1441414	183000507 AIRS TA	5/11/2018	300	11,368.50	
1441431	183000512 AIRS D€	5/11/2018	300	6,398.15	
1441406	183000501	5/11/2018	300	1,672.50	
1441434	183000513 AIRS D€	5/11/2018	300	628.00	
1441441	183000503	5/11/2018	300		91.00
1441442	183000504	5/11/2018	300		33,000,000.00
1441802	183000502	5/14/2018	300	3,295,461.33	
1441814	183000509 AIRS TA	5/14/2018	300	2,282,526.32	
1441815	183000510 AIRS D€	5/14/2018	300	1,931,777.89	
1441816	183000511 AIRS D€	5/14/2018	300	22,859.22	
1441818	183000513 AIRS D€	5/14/2018	300	8,529.07	
1441812	183000507 AIRS TA	5/14/2018	300	7,976.10	
1441799	183000501	5/14/2018	300	5,871.19	
1441817	183000512 AIRS D€	5/14/2018	300	4,887.37	
1441819	183000514 AIRS D€	5/14/2018	300	1,660.93	
1441813	183000508 AIRS TA	5/14/2018	300	739.30	
1441824	183000503	5/14/2018	300		313.50
1441825	183000504	5/14/2018	300		5,000,000.00
1442391	182700516	5/15/2018	300	7,000,000.00	
1442230	183000509 AIRS TA	5/15/2018	300	2,381,279.05	
1442231	183000510 AIRS D€	5/15/2018	300	2,138,765.35	
1442223	183000503	5/15/2018	300	1,491,237.83	
1442371	182300501	5/15/2018	300	1,000,000.00	

Run Date: 6/29/2018
 Run Time: 6:24:16PM

Demand Account Activity

Start Date: 7/1/2017 End Date: 6/29/2018

Page: 455
 User: 0

Jnl. Entry	Ref #	Trx. Date	Ledger	Debit Amount	Credit Amount
1442232	183000511 AIRS DE	5/15/2018	300	37,666.12	
1442234	183000513 AIRS DE	5/15/2018	300	18,482.98	
1442229	183000508 AIRS TA	5/15/2018	300	9,118.30	
1442228	183000507 AIRS TA	5/15/2018	300	5,514.30	
1442221	183000501	5/15/2018	300	2,690.08	
1442233	183000512 AIRS DE	5/15/2018	300	520.00	
1442235	183000514 AIRS DE	5/15/2018	300	134.00	
1442222	183000502	5/15/2018	300	10.00	
1442243	183000504	5/15/2018	300		14,733.90
1442741	183000510 AIRS DE	5/16/2018	300	2,247,054.28	
1442719	183000502	5/16/2018	300	1,720,372.36	
1442739	183000509 AIRS TA	5/16/2018	300	1,371,396.54	
1442737	183000507 AIRS TA	5/16/2018	300	12,447.60	
1442745	183000512 AIRS DE	5/16/2018	300	10,962.26	
1442746	183000513 AIRS DE	5/16/2018	300	9,476.66	
1442738	183000508 AIRS TA	5/16/2018	300	8,343.56	
1442743	183000511 AIRS DE	5/16/2018	300	2,494.85	
1442411	183000501	5/16/2018	300	1,839.91	
1442720	183000503	5/16/2018	300		465.91
1442833	183000504	5/16/2018	300		24,000,000.00
1443187	183000509 AIRS TA	5/17/2018	300	3,925,792.76	
1443181	183000503	5/17/2018	300	3,386,101.13	
1443188	183000510 AIRS DE	5/17/2018	300	2,650,965.07	
1443190	183000513 AIRS DE	5/17/2018	300	131,102.28	
1443185	183000507 AIRS TA	5/17/2018	300	7,211.50	
1443186	183000508 AIRS TA	5/17/2018	300	6,883.75	
1443179	183000501	5/17/2018	300	2,362.97	
1443180	183000502	5/17/2018	300	625.00	
1443191	183000513 AIRS DE	5/17/2018	300	331.50	
1443189	183000511 AIRS DE	5/17/2018	300	312.10	
1443205	183000504	5/17/2018	300		756.50
1443955	183000506	5/18/2018	300	22,000,000.00	
1443888	183000509 AIRS TA	5/18/2018	300	2,702,166.13	
1443872	183000502	5/18/2018	300	2,481,951.41	
1443890	183000510 AIRS DE	5/18/2018	300	1,988,390.22	
1443893	183000512 AIRS DE	5/18/2018	300	33,498.40	
1443871	183000501	5/18/2018	300	6,462.10	
1443885	183000507 AIRS TA	5/18/2018	300	6,375.60	
1443886	183000508 AIRS TA	5/18/2018	300	5,394.09	
1443892	183000511 AIRS DE	5/18/2018	300	4,266.20	
1443874	183000503	5/18/2018	300	385.46	
1443895	183000513 ARS DS	5/18/2018	300	13.00	
1443877	183000504	5/18/2018	300		18,000,000.00
1443878	183000505	5/18/2018	300		44,139.65
1444351	183000504	5/21/2018	300	5,486,697.63	
1444414	183000509SRO AIR	5/21/2018	300	2,201,317.96	
1444413	183000508CHECK2	5/21/2018	300	1,089,686.40	
1444415	OTHER AIRS DSM\	5/21/2018	300	19,467.82	
1444417	183000512CHECK2	5/21/2018	300	18,358.82	
1444412	183000507CASH OI	5/21/2018	300	8,509.39	
1444348	182700502	5/21/2018	300	7,587.37	
1444354	183000506SRO AIR	5/21/2018	300	6,095.10	
1444349	183000503	5/21/2018	300	1,247.47	
1444416	183000511CASH OI	5/21/2018	300	434.85	
1444418	183000513FOREIGI	5/21/2018	300	139.00	
1444347	183000501	5/21/2018	300	44.00	

Run Date: 6/29/2018
Run Time: 6:24:16PM

Demand Account Activity

Start Date: 7/1/2017 End Date: 6/29/2018

Page: 456
User: 0

Jnl. Entry	Ref #	Trx. Date	Ledger	Debit Amount	Credit Amount
1444329	182700501	5/21/2018	300		24,000,000.00
1444334	183000505	5/21/2018	300		8,870.84
1444804	183000502	5/22/2018	300	6,436,757.75	
1444760	183000506CHECK2	5/22/2018	300	5,537,360.28	
1444885	182700520	5/22/2018	300	3,000,000.00	
1444775	183000507SRO AIR	5/22/2018	300	2,370,362.63	
1444777	183000509CHECK2	5/22/2018	300	153,162.97	
1444758	183000504SRO AIR	5/22/2018	300	6,675.90	
1444759	183000505CASH OI	5/22/2018	300	5,430.51	
1444776	183000508CASH OI	5/22/2018	300	2,951.39	
1444797	183000501	5/22/2018	300	717.50	
1444778	183000510FOREIGI	5/22/2018	300	250.00	
1444806	183000503	5/22/2018	300		5,197.61
1445344	182700516	5/23/2018	300	14,000,000.00	
1445224	183000506CHECK2	5/23/2018	300	4,074,951.92	
1445219	183000502	5/23/2018	300	3,277,755.79	
1445225	183000507SRO AIR	5/23/2018	300	2,355,787.00	
1445230	183000510CHECK2	5/23/2018	300	199,694.76	
1445222	183000504SRO AIR	5/23/2018	300	10,602.90	
1445223	183000505CASH OI	5/23/2018	300	5,753.39	
1445226	183000508OTHER /	5/23/2018	300	4,521.00	
1445218	183000501	5/23/2018	300	3,105.25	
1445232	183000511FOREIGI	5/23/2018	300	2,723.50	
1445229	183000509CASH OI	5/23/2018	300	771.18	
1445243	182700509	5/23/2018	300		28,000,000.00
1445220	183000503	5/23/2018	300		4,631.00
1446556	183000507CHECK2	5/24/2018	300	8,406,574.55	
1446561	183000508SRO AIR	5/24/2018	300	2,824,872.59	
1446413	183000503	5/24/2018	300	1,134,947.63	
1446567	182700521	5/24/2018	300	1,000,000.00	
1446557	183000510CHECK2	5/24/2018	300	476,446.22	
1446546	183000505SRO AIR	5/24/2018	300	9,849.50	
1446553	183000506CASH OI	5/24/2018	300	7,444.36	
1446408	183000501	5/24/2018	300	3,065.96	
1446562	183000509CASH OI	5/24/2018	300	3,036.14	
1446539	183000511FOREIGI	5/24/2018	300	170.32	
1446412	183000502	5/24/2018	300	22.00	
1446406	182700503	5/24/2018	300		14,000,000.00
1446414	183000504	5/24/2018	300		8,679.93
1446905	183000505CHECK2	5/25/2018	300	4,468,616.32	
1446902	182700502	5/25/2018	300	2,773,359.46	
1446907	183000507SRO AIR	5/25/2018	300	2,277,180.06	
1446912	183000510CHECK2	5/25/2018	300	184,053.53	
1446904	183000504	5/25/2018	300	23,269.11	
1446911	183000509CASH OI	5/25/2018	300	17,921.50	
1446910	183000508OTHER /	5/25/2018	300	17,427.05	
1446903	183000503SRO AIR	5/25/2018	300	12,457.50	
1446895	183000501	5/25/2018	300	5,491.00	
1446906	183000506FOREIGI	5/25/2018	300	371.38	
1446913	183000511FOREIGI	5/25/2018	300	229.60	
1446914	183000512	5/25/2018	300		4,564.71
1446938	182700508	5/25/2018	300		30,000,000.00
1447395	183000509 AIRS TA	5/29/2018	300	3,898,468.14	
1447397	183000510 AIRS DE	5/29/2018	300	2,477,047.24	
1447388	183000502	5/29/2018	300	2,410,788.14	
1447525	182700505	5/29/2018	300	1,000,000.00	

Run Date: 6/29/2018
 Run Time: 6:24:16PM

Demand Account Activity

Start Date: 7/1/2017 End Date: 6/29/2018

Page: 457
 User: 0

Jnl. Entry	Ref #	Trx. Date	Ledger	Debit Amount	Credit Amount
1447401	183000513 AIRS D€	5/29/2018	300	126,617.86	
1447399	183000511 AIRS D€	5/29/2018	300	102,838.12	
1447387	083000501	5/29/2018	300	6,966.30	
1447391	183000507 AIRS TA	5/29/2018	300	4,422.00	
1447522	Correct Journal Entr	5/29/2018	300	4,104.90	
1447393	183000508 AIRS TA	5/29/2018	300	4,104.00	
1447524	Correct Journal Entr	5/29/2018	300	2,636.96	
1447400	183000512 AIR DSM	5/29/2018	300	2,636.32	
1447402	183000514 AIRS D€	5/29/2018	300	98.40	
1447409	183000503	5/29/2018	300		53,878.38
1447521	Back Out Journal Er	5/29/2018	300		4,104.00
1447523	Back Out Journal Er	5/29/2018	300		2,636.32
1447494	Back Out Journal Er	5/29/2018	300		126,617.86
1447496	Back Out Journal Er	5/29/2018	300		98.40
1447901	182300501	5/30/2018	300	12,000,000.00	
1447910	183000510 AIRS D€	5/30/2018	300	2,486,745.01	
1447909	183000509 AIRS TA	5/30/2018	300	2,174,745.43	
1447912	183000511 AIRS D€	5/30/2018	300	1,063,794.66	
1447905	183000502	5/30/2018	300	639,467.38	
1447914	183000513 AIRS D€	5/30/2018	300	448,139.00	
1447907	183000507 AIRS TA	5/30/2018	300	5,989.50	
1447913	183000512 AIRS D€	5/30/2018	300	5,498.48	
1447903	183000501	5/30/2018	300	2,460.91	
1447908	183000508 AIRS TA	5/30/2018	300	831.36	
1448044	183000505	5/30/2018	300	448.00	
1447981	183000514 AIRS D€	5/30/2018	300	98.40	
1447923	183000503	5/30/2018	300		2,321.98
1448051	Back Out Journal Er	5/30/2018	300		448.00
1448376	183000503	5/31/2018	300	19,102,863.49	
1448382	183000509 AIRS TA	5/31/2018	300	4,055,042.08	
1448384	183000511 AIRS D€	5/31/2018	300	2,757,445.74	
1448386	183000513 AIRS D€	5/31/2018	300	141,101.95	
1448381	183000508 AIRS TA	5/31/2018	300	12,818.22	
1448380	183000507 AIRS TA	5/31/2018	300	6,811.20	
1448383	183000510 AIRS TA	5/31/2018	300	6,620.72	
1448385	183000512 AIRS D€	5/31/2018	300	6,224.31	
1448374	183000501	5/31/2018	300	3,971.75	
1448375	183000502	5/31/2018	300	448.00	
1448395	183000504	5/31/2018	300		30,000,000.00
1448397	183000505	5/31/2018	300		2,700.00
1448399	183000506	5/31/2018	300		19,606,478.99
1449052	183000602	6/1/2018	300	2,165,209.17	
1449051	183000601	6/1/2018	300	2,684.05	
1449053	183000603	6/1/2018	300	50.00	
1449056	183000604	6/1/2018	300		3,708.71
1449099	183000601	6/1/2018	300		3,000,000.00
1449469	183000504SROAIR!	6/4/2018	300	5,962,398.02	
1449466	183000502	6/4/2018	300	3,011,412.02	
1449468	183000503SROAIR!	6/4/2018	300	16,371.30	
1449471	183000506CASH OI	6/4/2018	300	10,567.48	
1449465	183000501	6/4/2018	300	2,078.90	
1449470	183000505OTHER /	6/4/2018	300	1,765.57	
1449556	182700520	6/4/2018	300		3,000,000.00
1449560	182700521	6/4/2018	300		7,475.09
1449834	183000503	6/5/2018	300	6,966,465.43	
1449838	183000507SRO AIR	6/5/2018	300	2,967,718.90	

Run Date: 6/29/2018
 Run Time: 6:24:16PM

Demand Account Activity

Start Date: 7/1/2017 End Date: 6/29/2018

Page: 458
 User: 0

Jnl. Entry	Ref #	Trx. Date	Ledger	Debit Amount	Credit Amount
1449837	183000506CHECK2	6/5/2018	300	2,235,542.36	
1449839	183000508OTHER /	6/5/2018	300	1,815,550.47	
1449841	183000510CHECK2	6/5/2018	300	49,849.31	
1449836	183000505CASH OI	6/5/2018	300	11,078.57	
1449835	183000504SRO AIR	6/5/2018	300	10,850.40	
1449833	183000502	6/5/2018	300	2,035.78	
1449840	183000509CASH OI	6/5/2018	300	722.50	
1449832	183000501	6/5/2018	300	10.00	
1449884	183000511	6/5/2018	300		3,163.05
1450005	182700520	6/5/2018	300		1,000,000.00
1450292	183000602	6/6/2018	300	5,713,659.38	
1450390	183000606SRO AIR	6/6/2018	300	2,458,559.71	
1450389	183000605CHECK2	6/6/2018	300	1,971,615.99	
1450392	183000608CHECK2	6/6/2018	300	1,421,654.14	
1450374	183000603SROAIR!	6/6/2018	300	10,748.10	
1450391	183000607CASH OI	6/6/2018	300	9,172.82	
1450383	183000604CASH OI	6/6/2018	300	8,442.99	
1450394	183000609FOREIGI	6/6/2018	300	6,283.19	
1450288	183000601	6/6/2018	300	4,040.25	
1450273	182700601	6/6/2018	300		34,000,000.00
1450293	183000610	6/6/2018	300		2,863.45
1451716	183000605CHECK2	6/7/2018	300	4,816,482.43	
1451718	183000606SROAIR!	6/7/2018	300	2,808,256.05	
1451712	183000602	6/7/2018	300	1,061,350.55	
1451856	182700625	6/7/2018	300	1,000,000.00	
1451857	182700626	6/7/2018	300	1,000,000.00	
1451733	183000608CHECK2	6/7/2018	300	199,229.52	
1451719	183000610OTHER /	6/7/2018	300	49,218.04	
1451715	183000610CASH OI	6/7/2018	300	13,941.95	
1451714	183000604SRO AIR	6/7/2018	300	6,870.60	
1451711	183000601	6/7/2018	300	3,603.50	
1451720	183000607CASH AI	6/7/2018	300	3,200.19	
1451745	183000609FOREIGI	6/7/2018	300	1,391.00	
1451713	183000603	6/7/2018	300		14,122.00
1452151	183000602	6/8/2018	300	4,088,451.66	
1452185	183000606CHECK2	6/8/2018	300	2,626,436.02	
1452186	183000606SRO AIR	6/8/2018	300	2,498,307.24	
1452190	183000608CHECK2	6/8/2018	300	419,812.95	
1452179	183000604SRO AIR	6/8/2018	300	15,790.50	
1452184	183000605CASH OI	6/8/2018	300	6,588.83	
1452192	183000609FOREIGI	6/8/2018	300	4,376.95	
1452150	183000601	6/8/2018	300	3,187.50	
1452188	183000607CASH OI	6/8/2018	300	2,967.37	
1452147	182700602	6/8/2018	300		15,000,000.00
1452152	183000603	6/8/2018	300		9,319.00
1452636	183000602	6/11/2018	300	4,083,427.59	
1452646	183000609 AIRS TA	6/11/2018	300	3,673,692.56	
1452648	183000611 AIRS D€	6/11/2018	300	2,231,008.88	
1452651	183000614 AIRS D€	6/11/2018	300	83,078.33	
1452642	183000607 AIRS TA	6/11/2018	300	8,639.40	
1452635	183000601	6/11/2018	300	4,714.20	
1452643	183000608 AIRS TA	6/11/2018	300	3,433.40	
1452649	183000612 AIRS D€	6/11/2018	300	2,397.10	
1452650	183000613 AIRS D€	6/11/2018	300	1,830.05	
1452652	183000615 AIRS D€	6/11/2018	300	1,315.83	
1452647	183000610 AIRS TA	6/11/2018	300	5.00	

Run Date: 6/29/2018
Run Time: 6:24:16PM

Demand Account Activity

Start Date: 7/1/2017 End Date: 6/29/2018

Page: 459
User: 0

Jnl. Entry	Ref #	Trx. Date	Ledger	Debit Amount	Credit Amount
1452637	183000603	6/11/2018	300		10,000,000.00
1452660	183000604	6/11/2018	300		12,269.00
1453094	183000602	6/12/2018	300	5,490,450.33	
1453109	183000609 AIRS TA	6/12/2018	300	3,181,541.91	
1453110	183000610 AIRS D€	6/12/2018	300	2,382,153.15	
1453114	183000613 AIRS D€	6/12/2018	300	368,228.76	
1453111	183000611 AIRS D€	6/12/2018	300	9,523.59	
1453107	183000607 AIRS TA	6/12/2018	300	4,884.00	
1453113	183000612 AIRS D€	6/12/2018	300	4,286.30	
1453108	183000608 AIRS TA	6/12/2018	300	3,726.37	
1453064	183000601	6/12/2018	300	1,429.96	
1453116	183000614 AIRS D€	6/12/2018	300	1,084.71	
1453210	Correct Journal Entr	6/12/2018	300	1,084.21	
1453096	183000603	6/12/2018	300		3,418.58
1453098	183000604	6/12/2018	300		17,000,000.00
1453206	Back Out Journal Er	6/12/2018	300		1,084.71
1453820	183000602	6/13/2018	300	7,321,872.63	
1453829	183000609 AIRS TA	6/13/2018	300	4,375,732.83	
1453831	183000610 AIRS D€	6/13/2018	300	2,233,974.91	
1453833	183000612 AIRS D€	6/13/2018	300	379,304.85	
1453962	1831627	6/13/2018	300	28,402.20	
1453824	183000607 AIRS TA	6/13/2018	300	9,368.70	
1453825	183000608 AIRS TA	6/13/2018	300	4,517.49	
1453819	183000601	6/13/2018	300	1,993.70	
1453832	183000611 AIRS D€	6/13/2018	300	792.16	
1453835	183000611 AIRS D€	6/13/2018	300	49.20	
1453877	183000603	6/13/2018	300		8,692.00
1454307	183000609 AIRS TA	6/14/2018	300	7,685,373.92	
1454302	183000602	6/14/2018	300	5,174,100.30	
1454308	183000610 AIRS D€	6/14/2018	300	3,038,956.86	
1454318	183000613 AIRS D€	6/14/2018	300	396,490.35	
1454306	183000608 AIRS TA	6/14/2018	300	28,765.73	
1454305	183000607 AIRS TA	6/14/2018	300	13,068.00	
1454310	183000612 AIRS D€	6/14/2018	300	5,395.07	
1454301	183000601	6/14/2018	300	2,675.15	
1454309	183000611 AIRS D€	6/14/2018	300	300.00	
1454319	183000614 AIRS D€	6/14/2018	300	127.11	
1454303	183000603	6/14/2018	300		5,073.73
1454455	183000605	6/14/2018	300		21,000,000.00
1454849	183000609 AIRS TA	6/15/2018	300	6,570,983.13	
1454850	183000610 AIRS D€	6/15/2018	300	2,255,193.61	
1454831	183000602	6/15/2018	300	2,009,213.47	
1454995	Correct Journal Entr	6/15/2018	300	387,968.15	
1454852	183000612 AIRS D€	6/15/2018	300	187,968.15	
1454848	183000608 AIRS TA	6/15/2018	300	18,794.00	
1454847	183000607 AIRS TA	6/15/2018	300	10,005.60	
1454851	183000611 AIRS D€	6/15/2018	300	7,513.00	
1454829	183000601	6/15/2018	300	1,670.00	
1454853	183000613 AIRS D€	6/15/2018	300	949.78	
1454832	183000603	6/15/2018	300		21,000,000.00
1454884	182700605	6/15/2018	300		2,281.91
1454982	Back Out Journal Er	6/15/2018	300		187,968.15
1455516	183000609 AIRS TA	6/18/2018	300	7,248,239.77	
1455517	183000610 AIRS D€	6/18/2018	300	2,019,477.38	
1455512	183000603	6/18/2018	300	1,792,284.08	
1455520	183000613 AIRS D€	6/18/2018	300	135,031.30	

Run Date: 6/29/2018
 Run Time: 6:24:16PM

Demand Account Activity

Start Date: 7/1/2017 End Date: 6/29/2018

Page: 460
 User: 0

Jnl. Entry	Ref #	Trx. Date	Ledger	Debit Amount	Credit Amount
1455518	183000611 AIRS D€	6/18/2018	300	34,802.63	
1455514	183000607 AIRS TA	6/18/2018	300	8,662.50	
1455506	183000601	6/18/2018	300	7,727.49	
1455515	183000608 AIRS TA	6/18/2018	300	3,487.29	
1455519	183000612 AIRS D€	6/18/2018	300	2,748.45	
1455510	183000602	6/18/2018	300	700.00	
1455535	183000605	6/18/2018	300		68,349.96
1455525	183000604	6/18/2018	300		11,000,000.00
1455930	183000609 AIRS TA	6/19/2018	300	8,933,847.83	
1455927	183000602	6/19/2018	300	2,406,374.92	
1455931	183000610 AIRS D€	6/19/2018	300	2,358,208.65	
1455933	183000612 AIRS D€	6/19/2018	300	713,562.04	
1455928	183000607 AIRS TA	6/19/2018	300	15,391.20	
1455929	183000608 AIRS TA	6/19/2018	300	2,860.42	
1455932	183000611 AIRS D€	6/19/2018	300	2,419.92	
1455926	183000601	6/19/2018	300	2,378.09	
1455934	183000612 AIRS D€	6/19/2018	300	1,891.14	
1455942	183000603	6/19/2018	300		21,901.62
1455974	183000604	6/19/2018	300		12,000,000.00
1456135	183000609 AIRS TA	6/20/2018	300	17,421,415.68	
1456132	183000602	6/20/2018	300	3,770,769.49	
1456136	183000610 AIRS D€	6/20/2018	300	2,887,725.11	
1456139	183000612 AIRS D€	6/20/2018	300	62,772.72	
1456137	183000611 AIRS D€	6/20/2018	300	20,105.26	
1456133	183000607 AIRS TA	6/20/2018	300	12,579.60	
1456134	183000608 AIRS TA	6/20/2018	300	2,379.63	
1456131	183000601	6/20/2018	300	1,586.97	
1456753	183000603	6/20/2018	300		10,822.61
1456758	183000604	6/20/2018	300		150.00
1456795	183000604	6/20/2018	300		14,000,000.00
1458199	183000609 AIRS TA	6/21/2018	300	19,859,691.02	
1458201	1830006010 AIRS C	6/21/2018	300	2,784,141.22	
1458193	183000603	6/21/2018	300	2,712,776.54	
1458204	183000613 AIRS D€	6/21/2018	300	88,034.02	
1458197	183000608 AIRS TA	6/21/2018	300	20,026.63	
1458194	183000607 AIRS TA	6/21/2018	300	9,170.70	
1458191	183000601	6/21/2018	300	6,734.17	
1458205	183000614 AIRS D€	6/21/2018	300	5,514.60	
1458203	183000612 AIRS D€	6/21/2018	300	3,269.03	
1458192	183000602	6/21/2018	300	126.00	
1458202	183000611 AIRS D€	6/21/2018	300	27.89	
1458272	183000604	6/21/2018	300		25,000,000.00
1458324	183000605	6/21/2018	300		12,999.82
1458864	183000609 AIRS TA	6/22/2018	300	15,552,055.41	
1458804	183000602	6/22/2018	300	2,709,042.38	
1458866	183000610 AIRS D€	6/22/2018	300	2,285,829.25	
1458871	183000613 AIRS D€	6/22/2018	300	18,815.92	
1458862	183000608 AIRS TA	6/22/2018	300	12,124.51	
1458846	183000607 AIRS TA	6/22/2018	300	5,902.80	
1458868	183000612 AIRS D€	6/22/2018	300	2,617.39	
1458800	183000601	6/22/2018	300	1,510.40	
1458873	183000614 AIRS D€	6/22/2018	300	448.25	
1458832	183000603	6/22/2018	300		25,000,000.00
1458843	183000604	6/22/2018	300		14,585.95
1459605	183000605Check 21	6/25/2018	300	8,384,292.07	
1459595	183000602	6/25/2018	300	3,286,327.93	

Run Date: 6/29/2018
Run Time: 6:24:16PM

Demand Account Activity

Start Date: 7/1/2017 End Date: 6/29/2018

Page: 461
User: 0

Jnl. Entry	Ref #	Trx. Date	Ledger	Debit Amount	Credit Amount
1459606	183000606SRO AIR	6/25/2018	300	2,738,196.31	
1459608	183000608CHECK2	6/25/2018	300	37,851.27	
1459604	183000604CASH OI	6/25/2018	300	12,693.94	
1459602	183000603SRO AIR	6/25/2018	300	7,916.70	
1459258	183000601	6/25/2018	300	3,275.50	
1459607	183000607CASH OI	6/25/2018	300	983.16	
1459613	183000609	6/25/2018	300		7,716.68
1459633	182700610	6/25/2018	300		20,000,000.00
1460397	183000602	6/26/2018	300	8,393,342.89	
1460400	183000605CHECK2	6/26/2018	300	7,101,388.33	
1460401	183000606SRO AIR	6/26/2018	300	2,537,921.02	
1460410	183000609CHECK2	6/26/2018	300	277,831.55	
1460399	183000604CASH OI	6/26/2018	300	31,279.46	
1460404	183000607OTHER /	6/26/2018	300	28,576.00	
1460398	183000603SRO AIR	6/26/2018	300	10,616.10	
1460340	183000601	6/26/2018	300	1,939.08	
1460405	183000608CASH OI	6/26/2018	300	478.13	
1460438	182700635	6/26/2018	300		17,000,000.00
1461226	182700641	6/27/2018	300	69,000,000.00	
1461090	183000606CHECK2	6/27/2018	300	5,417,553.68	
1461091	183000606CHECK2	6/27/2018	300	5,417,553.68	
1461088	183000603	6/27/2018	300	5,116,782.26	
1461093	183000607SROAIR:	6/27/2018	300	3,011,632.37	
1461109	183000610CHECK2	6/27/2018	300	27,264.56	
1461086	183000601	6/27/2018	300	15,626.37	
1461089	183000604SROAIR:	6/27/2018	300	7,210.50	
1461103	183000609CASH OI	6/27/2018	300	4,206.64	
1461232	183000605	6/27/2018	300	2,193.62	
1461100	183000608OTHER /	6/27/2018	300	871.42	
1461087	183000602	6/27/2018	300	275.00	
1461230	Back Out Journal Er	6/27/2018	300		5,417,553.68
1461950	182700615	6/28/2018	300	35,000,000.00	
1461892	182700601EFT AIR:	6/28/2018	300	5,083,904.24	
1461862	183000606	6/28/2018	300	3,756,235.96	
1461864	183000607SRO AIR	6/28/2018	300	3,159,709.88	
1461858	183000602	6/28/2018	300	2,291,060.53	
1461883	183000610CHECK2	6/28/2018	300	26,540.25	
1461876	183000608OTHER /	6/28/2018	300	24,518.00	
1461860	183000604SRO AIR	6/28/2018	300	11,970.00	
1461973	Correct Journal Entr	6/28/2018	300	11,970.00	
1461848	183000601	6/28/2018	300	2,976.50	
1461879	183000609CASH OI	6/28/2018	300	2,840.31	
1461861	183000605CASH OI	6/28/2018	300	1,381.10	
1461859	183000603	6/28/2018	300	50.00	
1461948	Back Out Journal Er	6/28/2018	300		11,970.00
1461995	Back Out Journal Er	6/28/2018	300		5,083,904.24
1462950	Correct Journal Entr	6/29/2018	300	139,000,000.00	
1462914	182700612	6/29/2018	300	121,000,000.00	
1462912	182700611	6/29/2018	300	18,000,000.00	
1462926	183000606CHECK2	6/29/2018	300	4,156,573.43	
1462920	183000603	6/29/2018	300	2,676,840.99	
1462927	183000607SRO AIR	6/29/2018	300	2,311,030.08	
1462928	183000608OTHER /	6/29/2018	300	1,028,584.47	
1462935	183000610CHECK2	6/29/2018	300	523,888.35	
1462925	183000605CASH OI	6/29/2018	300	31,155.40	
1462924	183000604SRO AIR	6/29/2018	300	11,101.20	

Run Date: 6/29/2018
 Run Time: 6:24:16PM

Demand Account Activity

Start Date: 7/1/2017 End Date: 6/29/2018

Page: 462
 User: 0

Jnl. Entry	Ref #	Trx. Date	Ledger	Debit Amount	Credit Amount	
1462932	183000609	CASH OI 6/29/2018	300	3,596.86		
1462915	183000601	6/29/2018	300	3,575.25		
1462918	183000602	6/29/2018	300	534.00		
1462901	182700609	6/29/2018	300		23,139,858.27	
1462947	Back Out Journal Er	6/29/2018	300		18,000,000.00	
1462949	Back Out Journal Er	6/29/2018	300		121,000,000.00	
Totals for: 300 - Simmons Pine Bluff				Count: 2,805	4,057,967,479.45	3,888,168,671.40
Grand Total				Count: 25,693	57,034,932,808.12	57,033,299,669.72

Fund Transaction by Type

Start Date:6/29/18 End Date:6/29/18

Fund	Fund Description	Beginning Balance		Ending Balance
Type	Type Description	Debits	Credits	
AGA0000	General Revenue Allotment	-46,438,149.72		
CTAX	Claims & Taxes	975.00	0.00	
DXFR	Transfer (Deduction)	20,306,333.36	0.00	
GDIS	Distribution (General Fund)	41,719,404.53	0.00	
NDXF	Transfer (Non-Distribution)	7,723,018.33	0.00	
RADJ	Receipt Adjustment	0.00	14,484,585.28	
RCPT	Receipt	0.00	8,746,748.31	
RXFR	Transfer (Regular)	11,470,091.71	11,564,517.98	
TELL	Teller	14,178.36	0.00	
				0.00
ARH0000	Revenue Holding	-10,461,077.22		
RADJ	Receipt Adjustment	10,723,263.88	0.00	
RCPT	Receipt	0.00	262,186.66	
RXFR	Transfer (Regular)	600.00	600.00	
				0.00
ARH0200	Revenue Holding Premium Ta:	-6,888,509.66		
RADJ	Receipt Adjustment	6,888,906.66	397.00	
				0.00
ARHDSMV	RevHold DSMV (0610)	-320,400.59		
RCPT	Receipt	0.00	3,484,839.47	
RXFR	Transfer (Regular)	3,581,279.00	14,847.74	
				-238,808.80
ASA0000	Special Revenue Allotment	-198,283,400.27		
SPEC	Special Reversing Entry	0.00	8,251,243.31	
				-206,534,643.58
BAA0000	Public Health	-153,966.71		
GDIS	Distribution (General Fund)	0.00	634,484.42	
RXFR	Transfer (Regular)	4,948.91	0.00	
				-783,502.22
BAA0100	Public Health	-18,286,631.68		
RCPT	Receipt	0.00	130,150.69	
RXFR	Transfer (Regular)	17,140.00	53,198.42	
SPEC	Special Reversing Entry	8,225.50	0.00	
				-18,444,615.29
BAA0200	Health NonDiscretionary Rev	-7,567,139.81		
RCPT	Receipt	0.00	104,343.12	
SPEC	Special Reversing Entry	5,506.09	0.00	
				-7,665,976.84
BAA0300	Trauma System Exp 1386/09	-11,737,515.80		
RXFR	Transfer (Regular)	0.00	712.80	
WARR	Warrants	225,550.66	0.00	
				-11,512,677.94
BAA1200	Cost Allocation Recon (0645)	-4,871,318.64		
RXFR	Transfer (Regular)	9,381.51	0.00	
				-4,861,937.13
BAA2000	Cosmetology Revenue 4/09	-5,283,824.86		
RADJ	Receipt Adjustment	25.00	25.00	
RCPT	Receipt	0.00	6,205.00	
SPEC	Special Reversing Entry	5,430.00	25.00	

Fund Transaction by Type

Start Date:6/29/18 End Date:6/29/18

Fund	Fund Description	Beginning Balance		Ending Balance
Type	Type Description	Debits	Credits	
				-5,284,624.86
BAA2510	Board of Sanitarians	-28,844.63		
RCPT	Receipt	0.00	40.00	
				-28,884.63
CAA0100	Univ of AR Fayetteville	-1,370,633.88		
WARR	Warrants	1,370,632.30	0.00	
				-1.58
CCA0000	Univ of AR Medical Center	-6,201.30		
WARR	Warrants	6,201.30	0.00	
				0.00
CCA0100	UAMS College of Pharmacy	0.00		
RXFR	Transfer (Regular)	0.24	2,577.16	
SPEC	Special Reversing Entry	2,577.16	0.24	
				0.00
CCA0200	UAMS 4% Mixed Drink Tax SR	0.00		
RXFR	Transfer (Regular)	678.18	10,860.80	
SPEC	Special Reversing Entry	10,860.80	678.18	
				0.00
CMS0000	School for Math/Sci/Arts	-2,818,388.39		
WARR	Warrants	496,112.59	0.00	
				-2,322,275.80
CSS0000	SAU Tech	-670,395.53		
WARR	Warrants	669,357.31	0.00	
				-1,038.22
CTH0000	ASU Mt Home	-595,431.15		
WARR	Warrants	595,431.15	0.00	
				0.00
CTM0000	ASU Mid-South 19-5-303(v)	-427,210.41		
RXFR	Transfer (Regular)	0.00	1,636.97	
SPEC	Special Reversing Entry	1,636.97	0.00	
				-427,210.41
DAS0000	Dept Human Svc Admin	-196,322.90		
GDIS	Distribution (General Fund)	0.00	527,422.45	
RXFR	Transfer (Regular)	55,526.82	0.00	
				-668,218.53
DBA0000	DHS Behav Health Svc 19-5-30	-1,898,103.33		
RXFR	Transfer (Regular)	686,435.95	0.00	
				-1,211,667.38
DBA0300	DHS Behav Health Svc 19-5-30	-68,783.04		
RXFR	Transfer (Regular)	0.00	190,765.13	
				-259,548.17
DBA9600	DHS BH Patient Svc 19-5-306	-214,291.81		
RXFR	Transfer (Regular)	0.00	495,670.82	
WARR	Warrants	3,029.80	0.00	
				-706,932.83
DCC0000	DHS Childcare/ Ed 19-5-306(12)	-71,118.92		
RXFR	Transfer (Regular)	71,118.92	0.00	
				0.00
DCF0000	DHS Children/Family Svc	-4,486,229.20		
GDIS	Distribution (General Fund)	0.00	1,586,211.04	

Fund Transaction by Type

Start Date:6/29/18 End Date:6/29/18

Fund	Fund Description	Beginning Balance		Ending Balance
Type	Type Description	Debits	Credits	
RXFR	Transfer (Regular)	286,398.33	0.00	
				-5,786,041.91
DCF1100	DHS Child/Fam Res Treatment	-167,024.03		
RXFR	Transfer (Regular)	0.00	144,992.00	
WARR	Warrants	28,825.00	0.00	
				-283,191.03
DCF2600	DHS Child/Family Foster Care	-2,680,415.78		
RXFR	Transfer (Regular)	0.00	141,406.33	
WARR	Warrants	119,953.68	0.00	
				-2,701,868.43
DEA0000	DHS Development Disabilities	-718,982.11		
RXFR	Transfer (Regular)	59,686.00	28,656.05	
				-687,952.16
DEA0300	DHS DDS Grant Payments	-28,247.05		
RXFR	Transfer (Regular)	28,247.05	0.00	
				0.00
DEM0000	DHS Medical Services	-2,861,708.81		
GDIS	Distribution (General Fund)	0.00	960,632.46	
RXFR	Transfer (Regular)	37,891.05	0.00	
				-3,784,450.22
DGF0000	DHS Grants	-14,410,251.72		
GDIS	Distribution (General Fund)	0.00	27,140,200.71	
RXFR	Transfer (Regular)	4,869,515.81	2,846,327.00	
				-39,527,263.62
DGF1500	DHS Grants Childrens Hosp	-6,758,726.35		
RXFR	Transfer (Regular)	6,758,726.35	0.00	
				0.00
DGF5100	DHS Childrens Medical Svc	-34,029.56		
WARR	Warrants	28,264.42	0.00	
				-5,765.14
DHP0000	DHS Aging/Adult Svcs	-275,726.96		
GDIS	Distribution (General Fund)	0.00	317,242.21	
				-592,969.17
DHP1500	DHS Aging/Adult Svcs Transp	-217,261.92		
RXFR	Transfer (Regular)	0.49	15,200.61	
SPEC	Special Reversing Entry	15,200.61	0.49	
WARR	Warrants	23,370.00	0.00	
				-193,891.92
DHR3500	Mental Hlth-Renov	-4,744,050.75		
WARR	Warrants	7,825.78	0.00	
				-4,736,224.97
DSB0000	DHS State Services/Blind	-157.27		
GDIS	Distribution (General Fund)	0.00	1,482.54	
				-1,639.81
DYS0000	DHS Youth Services	-2,232,526.78		
GDIS	Distribution (General Fund)	0.00	417,575.61	
RXFR	Transfer (Regular)	415,405.55	0.00	
				-2,234,696.84
DYS0200	DHS Youth Services Grants	-1,449,012.66		
RXFR	Transfer (Regular)	0.00	415,405.55	

Fund Transaction by Type

Start Date:6/29/18 End Date:6/29/18

Fund	Fund Description	Beginning Balance		Ending Balance
Type	Type Description	Debits	Credits	
				-1,864,418.21
EFP0000	Educ Facilities Partnership	-237,048,062.98		
GDIS	Distribution (General Fund)	0.00	3,172,422.08	
				-240,220,485.06
EGA1001	ADE Gen Rev Operation	-3,391,000.32		
RXFR	Transfer (Regular)	0.00	8,646.43	
WARR	Warrants	1,521.66	0.00	
				-3,398,125.09
EGB0000	Department of Workforce Edu	-336,300.00		
GDIS	Distribution (General Fund)	0.00	158,621.10	
				-494,921.10
EGB0100	Department of Workforce Edu	-1,206,283.64		
RCPT	Receipt	0.00	474.25	
WARR	Warrants	135,009.45	0.00	
				-1,071,748.44
EMA0000	Educational Television	-265,163.84		
RXFR	Transfer (Regular)	1,821.63	0.00	
				-263,342.21
EMA0100	Educational Television	-3,325.43		
RXFR	Transfer (Regular)	0.00	1,821.63	
				-5,147.06
EPA0100	State Library	-220,274.29		
WARR	Warrants	1,403.55	0.00	
				-218,870.74
ESA0100	School for the Blind	-288,132.76		
WARR	Warrants	21,048.71	0.00	
				-267,084.05
ETC1500	Crowleys Ridge TI WF 19-5-30	-356,497.02		
WARR	Warrants	52,588.90	0.00	
				-303,908.12
ETN1500	Northwest TI WF 19-5-304(8)(B)	-271,376.39		
RXFR	Transfer (Regular)	0.00	586.24	
WARR	Warrants	477.25	0.00	
				-271,485.38
ETN2000	Northwest TI GAE 19-5-304(8)(E)	-39,990.21		
RXFR	Transfer (Regular)	0.00	223.78	
				-40,213.99
EVA0100	School for the Deaf	-100,455.86		
WARR	Warrants	13,294.78	0.00	
				-87,161.08
FAK2000	ADED CDBG 00 Grant	-1,927,563.26		
RCPT	Receipt	0.00	8,725.69	
WARR	Warrants	48.71	0.00	
				-1,936,240.24
FAY0200	AG-Crime Vic Reparation Prg-	-182,102.44		
WARR	Warrants	35.00	0.00	
				-182,067.44
FAY0900	AG Medicaid Operating	-2,554.55		
WARR	Warrants	347.42	0.00	
				-2,207.13

Fund Transaction by Type

Start Date:6/29/18 End Date:6/29/18

Fund	Fund Description	Beginning Balance		Ending Balance
Type	Type Description	Debits	Credits	
FCP1100	ADHE-Tanf (0700)	-1,650.24		
RXFR	Transfer (Regular)	0.00	10,248.00	
				-11,898.24
FCT0000	FDA Tobacco Insp Prog (0261)	-101,423.53		
WARR	Warrants	134.07	0.00	
				-101,289.46
FEA0100	Adult Basic Ed-Grant 02	-281,734.13		
RCPT	Receipt	0.00	72.70	
WARR	Warrants	95,569.97	0.00	
				-186,236.86
FEB0500	Deaf Sch-Medicaid Provider Pi	-11,959.72		
WARR	Warrants	2,744.89	0.00	
				-9,214.83
FEB1300	ARS-VR Vendor (0513)	-55,634.64		
WARR	Warrants	721.75	0.00	
				-54,912.89
FEC0400	Blind School-Chapter II	-363,630.80		
RCPT	Receipt	0.00	37,544.72	
				-401,175.52
FEE0359	ADE NAEP 03	-324,899.89		
RXFR	Transfer (Regular)	3,871.39	0.00	
WARR	Warrants	34.44	0.00	
				-320,994.06
FEE1464	Deaf Program 2014	-11,186.88		
RXFR	Transfer (Regular)	6,479.55	0.00	
				-4,707.33
FEE1515	HIV 2015 CFDA 93.079	-5,729.98		
RXFR	Transfer (Regular)	5,729.98	0.00	
				0.00
FEE1615	HIV 2016 (0500)	-8,900.79		
RCPT	Receipt	0.00	3,166.87	
RXFR	Transfer (Regular)	1,678.06	0.00	
				-10,389.60
FEE1731	SpecEd 2017 (0500)	-4,550.18		
RXFR	Transfer (Regular)	4,550.18	0.00	
				0.00
FEE1735	Title I 2017 (0500)	-2,787.95		
RXFR	Transfer (Regular)	2,521.55	0.00	
				-266.40
FEE1752	ImpTchrQ 2017 (0500)	-34,852.51		
RXFR	Transfer (Regular)	11,368.56	0.00	
WARR	Warrants	413.95	0.00	
				-23,070.00
FEE1815	HIV 2018 (0500)	-26,840.14		
RXFR	Transfer (Regular)	5,618.70	0.00	
				-21,221.44
FEE1823	Homeless 2018 (0500)	-6,946.14		
RXFR	Transfer (Regular)	3,601.00	0.00	
				-3,345.14
FEE1831	SpecEd 2018 (0500)	-134,043.63		

Fund Transaction by Type

Start Date:6/29/18 End Date:6/29/18

Fund	Fund Description	Beginning Balance	Ending Balance
Type	Type Description	Debits	Credits
RXFR	Transfer (Regular)	101,275.54	0.00
WARR	Warrants	18,777.87	0.00
			-13,990.22
FEE1854	21CCLC 2018 (0500)	-11,636.47	
RXFR	Transfer (Regular)	1,587.43	0.00
WARR	Warrants	49.04	0.00
			-10,000.00
FEE1858	English 2018 (0500)	-89.99	
RXFR	Transfer (Regular)	89.99	0.00
			0.00
FEE2009	Elem & Secnd Ed-Refunds to f	-133,171.00	
RCPT	Receipt	0.00	36,876.94
RXFR	Transfer (Regular)	0.00	5,729.98
			-175,777.92
FEE203Z	ADE- Federal Operations	-18,196.01	
RXFR	Transfer (Regular)	202,344.69	202,344.69
			-18,196.01
FEE9999	Federal Com Adm 04	-62,812.60	
RXFR	Transfer (Regular)	59,702.74	0.00
WARR	Warrants	320.12	0.00
			-2,789.74
FEL0100	AR St Library-LSTA	-71,753.82	
WARR	Warrants	1,976.21	0.00
			-69,777.61
FEV0100	Fed Vocational Ed-Oprs	-529,581.08	
RCPT	Receipt	0.00	29,941.67
WARR	Warrants	4,200.00	0.00
			-555,322.75
FEV0900	TANF from DWS for JAG ACT2	-3,742.74	
RXFR	Transfer (Regular)	0.00	15,615.44
WARR	Warrants	189.01	0.00
			-19,169.17
FEW0100	Fed Vet Apprv Ag-Vet Approv	-523,629.67	
RCPT	Receipt	0.00	37.93
			-523,667.60
FFA9901	DFA US Dept Agri Econ Assts	-171,041.31	
WARR	Warrants	15,081.97	0.00
			-155,959.34
FHA1001	Federal Indirect Cost	-1,581,873.62	
RXFR	Transfer (Regular)	0.00	274,060.31
			-1,855,933.93
FHB1327	CN DirCert Perf 2014 (0500)	-64,971.27	
RXFR	Transfer (Regular)	532.25	0.00
			-64,439.02
FHB1821	CN SAE 2018 (0500)	-119,231.99	
RXFR	Transfer (Regular)	68,467.23	0.00
WARR	Warrants	1,002.32	0.00
			-49,762.44
FHB1825	CN FFVP 2018 (0500)	-4,825.55	
RXFR	Transfer (Regular)	2,716.14	0.00

Fund Transaction by Type

Start Date:6/29/18 End Date:6/29/18

Fund	Fund Description	Beginning Balance		Ending Balance
Type	Type Description	Debits	Credits	
				-2,109.41
FHH1718	FY18 AAC PLAN GRANT (0870)	-33,394.86		
WARR	Warrants	800.00	0.00	
				-32,594.86
FID0500	SHIIP ACL (0425)	-19,709.82		
WARR	Warrants	12,305.00	0.00	
				-7,404.82
FID0600	MIPPA-3	-1,150.00		
WARR	Warrants	300.00	0.00	
				-850.00
FIGS000	DFA IGS Fed Grants	-31,508.20		
RXFR	Transfer (Regular)	9,588.38	0.00	
				-21,919.82
FIT0101	AR Agri Forest Rur Fire Equip	-274,129.84		
WARR	Warrants	718.28	0.00	
				-273,411.56
FIT1501	AR Agri Forestry Pine Beetle F	-241,282.27		
WARR	Warrants	4,855.00	0.00	
				-236,427.27
FJD0300	Jud Dept Fed-1JS AV Mediatio	-6,268.72		
RCPT	Receipt	0.00	7,052.90	
				-13,321.62
FJD0600	Jud Dept Fed Trng Research	-176,813.40		
WARR	Warrants	87,973.76	0.00	
				-88,839.64
FJD2400	Drug Court Enhance Grant 201	-6,227.33		
WARR	Warrants	958.87	0.00	
				-5,268.46
FKA1601	ODP 15 (995)	-750.06		
WARR	Warrants	750.06	0.00	
				0.00
FKM5000	DEV DIS COUNCIL-FED (0610)	-106,766.14		
WARR	Warrants	13,817.88	0.00	
				-92,948.26
FMD1601	4254 DIS REL PUB ASST (099)	-321,145.44		
RXFR	Transfer (Regular)	0.00	26,858.61	
				-348,004.05
FMD1801	4318 Disaster Rel Public Asst	-313,395.90		
RXFR	Transfer (Regular)	26,858.61	0.00	
WARR	Warrants	274,868.99	0.00	
				-11,668.30
FMF0300	Fed-275 Trng Site	1,689,029.96		
RXFR	Transfer (Regular)	0.00	4,353.46	
WARR	Warrants	41,031.21	0.00	
				1,725,707.71
FMF2300	Fed-Ft Chaffee Exp	697,057.28		
RXFR	Transfer (Regular)	0.00	4,151.00	
				692,906.28
FMG0100	OMIG-Fed (0035)	-7,155.26		
WARR	Warrants	1,167.50	0.00	

Fund Transaction by Type

Start Date:6/29/18 End Date:6/29/18

Fund	Fund Description	Beginning Balance		Ending Balance
Type	Type Description	Debits	Credits	
				-5,987.76
FNA2300	DOL OSHA Fed Grant 03	-104,863.87		
WARR	Warrants	395.96	0.00	
				-104,467.91
FPC0300	OPC-JohnRJusticeGrPrg (002)	-350.00		
RADJ	Receipt Adjustment	36,277.00	36,277.00	
				-350.00
FSC1000	NRCS CONV TECH ASST (045)	-56,358.67		
WARR	Warrants	21,084.50	0.00	
				-35,274.17
FSC3314	ANRC Nonpoint (0455)	-4,819.30		
RXFR	Transfer (Regular)	30.80	0.00	
WARR	Warrants	479.60	0.00	
				-4,308.90
FSC3317	ANRC NP Source Poll Cont 20	-7,500.00		
RCPT	Receipt	0.00	982.59	
				-8,482.59
FSC4018	ANRC FEMACAPPSEE-18 (045)	-185,466.34		
WARR	Warrants	2,109.45	0.00	
				-183,356.89
FSC5M00	Clean Water Grant FY10 (0455)	-266,253.24		
WARR	Warrants	952.12	0.00	
				-265,301.12
FSD0100	Dis Determination-Oprs	-1,901,884.57		
WARR	Warrants	23,095.33	0.00	
				-1,878,789.24
FST0201	AEDC-S/T Ex Ntwk Fed (790)	-134,727.14		
WARR	Warrants	671.96	0.00	
				-134,055.18
FST0700	EPSCOR Ark Asset Initiative II	-508,767.36		
RXFR	Transfer (Regular)	1,600.00	0.00	
WARR	Warrants	18,704.63	0.00	
				-488,462.73
FTN7300	Northwest TI-Fed ABE	-21,782.68		
RXFR	Transfer (Regular)	0.00	212.03	
				-21,994.71
FVD0000	Victimes Justice Assistance	-133,764.46		
WARR	Warrants	46,557.00	0.00	
				-87,207.46
FWF0000	Dept of Human Svcs-Federal	-15,500,988.27		
RCPT	Receipt	0.00	535.41	
				-15,501,523.68
FWF0100	Dept Of Human Svcs-Hldg Acc	-7,472,311.53		
RXFR	Transfer (Regular)	22,806.18	0.00	
				-7,449,505.35
FWF0200	Dept of Human Svcs-DYS Grnt	-15,890.13		
RCPT	Receipt	0.00	300.00	
				-16,190.13
FWF2100	County Oprs-Homeless	-176,423.56		
WARR	Warrants	1,540.17	0.00	

Fund Transaction by Type

Start Date:6/29/18 End Date:6/29/18

Fund	Fund Description	Beginning Balance		Ending Balance
Type	Type Description	Debits	Credits	
				-174,883.39
FWF2900	County Oprs-Emerg Food	-96,213.38		
WARR	Warrants	3,950.00	0.00	
				-92,263.38
FWF6900	DHS-DCCECE-Childhood Gar	-754,322.35		
RCPT	Receipt	0.00	18,903.12	
WARR	Warrants	21,151.11	0.00	
				-752,074.36
FWS0000	Fed Grants Workforce Svs (08	-9,776.10		
WARR	Warrants	9,776.10	0.00	
				0.00
FYP0400	Weatherization Program	-61,248.34		
RCPT	Receipt	0.00	127,929.09	
				-189,177.43
GAD0000	General Rev Allotment Reserv	-18,221,783.23		
RXFR	Transfer (Regular)	0.00	0.30	
				-18,221,783.53
GPR0100	AR Real Property Reappraisal	-6,286.92		
WARR	Warrants	6,286.58	0.00	
				-0.34
HAD0000	AR Agriculture Dept §19-5-302	0.00		
GDIS	Distribution (General Fund)	0.00	317,242.21	
				-317,242.21
HAD0200	AAD AFC §19-5-302(14)	-301,294.81		
RXFR	Transfer (Regular)	73,250.00	0.00	
WARR	Warrants	718.57	0.00	
				-227,326.24
HCA0000	ADC Inmate Care/Custody	0.00		
GDIS	Distribution (General Fund)	0.00	1,692,302.10	
				-1,692,302.10
HCA0100	ADC Inmate Care/Custody	-8,722,155.07		
RCPT	Receipt	0.00	67.50	
RXFR	Transfer (Regular)	439.64	22,860.15	
WARR	Warrants	145,045.91	0.00	
				-8,599,597.17
HCP0000	Dept Community Correction	0.00		
GDIS	Distribution (General Fund)	0.00	1,453,396.62	
				-1,453,396.62
HCP0100	Dept Community Correction	-1,919,788.37		
RXFR	Transfer (Regular)	181,755.27	21,179.12	
WARR	Warrants	21,147.07	0.00	
				-1,738,065.15
HEG7022	HE Teacher Retraining	-960,197.93		
WARR	Warrants	118,201.39	0.00	
				-841,996.54
HGA0000	Parks & Tourism	0.00		
GDIS	Distribution (General Fund)	0.00	951,726.62	
				-951,726.62
HGA0100	Parks & Tourism	-594,354.35		
WARR	Warrants	173,880.00	0.00	

Fund Transaction by Type

Start Date:6/29/18 End Date:6/29/18

Fund	Fund Description	Beginning Balance		Ending Balance
Type	Type Description	Debits	Credits	
				-420,474.35
HMA0000	Dept Environmental Quality	0.00		
GDIS	Distribution (General Fund)	0.00	317,242.21	-317,242.21
HMA0100	Dept Environmental Quality	-706,990.40		
WARR	Warrants	1,781.98	0.00	-705,208.42
HMD0000	State Military Dept	-1,300.00		
RXFR	Transfer (Regular)	10,000.00	8,700.00	0.00
HMD0100	State Military Dept	-194,448.69		
RCPT	Receipt	0.00	802.50	
RXFR	Transfer (Regular)	0.00	354.26	
WARR	Warrants	10,090.07	0.00	-185,515.38
HMD0200	State Military Dept CSTP	-38,080.97		
RXFR	Transfer (Regular)	0.00	245.70	
WARR	Warrants	4,443.67	0.00	-33,883.00
HMD0300	State Military Dept YCP	-16,237.70		
RXFR	Transfer (Regular)	0.00	10,057.60	
WARR	Warrants	29.76	0.00	-26,265.54
HOA0000	Dept Economic Development	0.00		
GDIS	Distribution (General Fund)	0.00	158,621.10	-158,621.10
HOA0100	Dept Economic Development	-2,522,456.87		
RXFR	Transfer (Regular)	0.00	1,600.00	
WARR	Warrants	249,766.40	0.00	-2,274,290.47
HQA0100	Higher Education	-1,908,231.28		
WARR	Warrants	721.57	0.00	-1,907,509.71
HRA0000	Dept AR Heritage	-721,832.82		
GDIS	Distribution (General Fund)	0.00	158,621.10	-880,453.92
HRA0101	DAH Central	-15,020.54		
WARR	Warrants	9,165.71	0.00	-5,854.83
HRA0210	DAH AAC Gen Rev (0865)	-19,239.17		
WARR	Warrants	3,630.59	0.00	-15,608.58
HRA0410	DAH Natural Heritage (0865)	-15,253.32		
WARR	Warrants	15,204.54	0.00	-48.78
HRA0610	State Archives GR 19-5-302	-6,898.78		
WARR	Warrants	985.68	0.00	-5,913.10
HRA0810	DAH Delta Cultural (0865)	-6,545.35		
WARR	Warrants	2,936.25	0.00	

Fund Transaction by Type

Start Date:6/29/18 End Date:6/29/18

Fund	Fund Description	Beginning Balance	Ending Balance	
Type	Type Description	Debits	Credits	
				-3,609.10
HRA0910	DAH Mosaic Templars (0865)	-4,042.61		
WARR	Warrants	3,324.16	0.00	-718.45
HSC0000	State Central Services	-12,915,572.00		
CTAX	Claims & Taxes	1.56	0.00	
DXFR	Transfer (Deduction)	0.00	13,755,903.24	
RADJ	Receipt Adjustment	135.14	135.14	
RCPT	Receipt	0.00	80,835.24	
RXFR	Transfer (Regular)	67.57	4,155.30	
SPEC	Special Reversing Entry	84,922.97	0.00	-26,671,473.68
HSC0500	State Central Svcs Senate	-566,451.44		
WARR	Warrants	104,359.08	0.00	-462,092.36
HSC0900	St Cent Serv-Legislative Audit	-5,404,065.07		
RXFR	Transfer (Regular)	0.00	186.54	
WARR	Warrants	1,536.02	0.00	-5,402,715.59
HSC1100	State Central Svcs Leg Council	-246,546.60		
WARR	Warrants	3,754.86	0.00	-242,791.74
HSC1200	State Central Svcs Leg Council	-292,680.74		
WARR	Warrants	2,430.37	0.00	-290,250.37
HSC1400	State Ctl Svc Gov Mansion Co	-149,572.12		
WARR	Warrants	693.50	0.00	-148,878.62
HSC1800	State Central Svcs Appeals	-300,615.72		
WARR	Warrants	8,331.78	0.00	-292,283.94
HSC2300	AOC Judicial	-753,082.52		
WARR	Warrants	34,498.09	0.00	-718,584.43
HSC2800	Prosecuting Coordinator	-42,259.32		
WARR	Warrants	23.35	0.00	-42,235.97
HSC3001	DFA Revenue Division Operati	-2,839,261.84		
RCPT	Receipt	0.00	531.51	
RXFR	Transfer (Regular)	14.92	91,469.94	
SPEC	Special Reversing Entry	29,546.30	0.00	
WARR	Warrants	7,638.62	0.00	-2,894,063.45
HSC3200	AR Supreme Court	-257,527.06		
WARR	Warrants	41,543.49	0.00	-215,983.57
HSC3400	St Centl Serv-Gov Office-(034)	-321,463.55		
WARR	Warrants	4,000.00	0.00	-317,463.55
HSC3701	PDC Trial Officers	-957,866.39		

Fund Transaction by Type

Start Date:6/29/18 End Date:6/29/18

Fund	Fund Description	Beginning Balance	Ending Balance	
Type	Type Description	Debits	Credits	
WARR	Warrants	1,735.64	0.00	-956,130.75
HSC3702	PDC User Fees	-2,851,112.82		
RCPT	Receipt	0.00	20.00	
WARR	Warrants	2,062.50	0.00	-2,849,070.32
HSC3704	PDC Administration	-159,626.89		
WARR	Warrants	3,400.00	0.00	-156,226.89
HSC5100	Lt Governors Office	-183,027.02		
WARR	Warrants	8,006.38	0.00	-175,020.64
HSC5300	Attorney General	-368,337.99		
WARR	Warrants	4,462.23	0.00	-363,875.76
HSC5900	Auditor of the State	-1,320,727.70		
WARR	Warrants	933,448.31	0.00	-387,279.39
HSC6000	Land Department	-348,320.71		
WARR	Warrants	44,023.65	0.00	-304,297.06
HSC6101	St Cent Serv-DFA Adm Svcs-(6	-1,039,361.68		
WARR	Warrants	2,108.43	0.00	-1,037,253.25
HSC6102	DFA Management Services IT	-2,316,347.29		
WARR	Warrants	33.56	0.00	-2,316,313.73
HSC6300	Secretary of the State	-3,374,094.27		
WARR	Warrants	2,509.22	0.00	-3,371,585.05
HSC6900	Treasurer of the State	-855,875.66		
WARR	Warrants	103,840.08	0.00	-752,035.58
HUA0000	Miscellaneous Agencies	-7,691,719.79		
GDIS	Distribution (General Fund)	0.00	484,989.12	-8,176,708.91
HUA0112	Prostate Cancer Foundation	0.00		
RXFR	Transfer (Regular)	0.08	822.61	
SPEC	Special Reversing Entry	822.61	0.08	0.00
HUA0501	War Memorial GR (0900)	-9,013.62		
WARR	Warrants	2,520.00	0.00	-6,493.62
HUA1100	Spinal Cord Commission	-323,385.79		
WARR	Warrants	2,074.00	0.00	-321,311.79
HUA2201	DVA Veterans Services	-9,930.87		
WARR	Warrants	1,532.20	0.00	-8,398.67
HUA2203	DVA Veterans Cemetery	-26,029.34		

Fund Transaction by Type

Start Date:6/29/18 End Date:6/29/18

Fund	Fund Description	Beginning Balance		Ending Balance
Type	Type Description	Debits	Credits	
WARR	Warrants	249.50	0.00	-25,779.84
HUA3100	Racing Commission	-25,535.94		
WARR	Warrants	3.39	0.00	-25,532.55
HUA3700	ACL CLEST	-21,266.03		
WARR	Warrants	2,065.34	0.00	-19,200.69
HUA3701	911 Training & Ed §19-5-302(9)	-135,191.14		
WARR	Warrants	587.60	0.00	-134,603.54
HUA3800	ACL GR Operations	-534,144.19		
WARR	Warrants	5,925.88	0.00	-528,218.31
HUA4034	EMPG GENERAL FUND 16 (09)	-133,718.71		
RCPT	Receipt	0.00	22.05	-133,740.76
HUA4200	ABC Enforcement	-27,753.96		
WARR	Warrants	5.00	0.00	-27,748.96
HUA4701	Ad Valorem (0490)	-2,054,324.50		
RXFR	Transfer (Regular)	17,270.56	0.00	-2,036,530.27
WARR	Warrants	523.67	0.00	
HUA4800	ASWCC General Revenue	-757,517.56		
WARR	Warrants	20,109.67	0.00	-737,407.89
HUA5100	OMIG-State (0035)	-14,491.93		
WARR	Warrants	832.05	0.00	-13,659.88
HUA6101	DFA DLEP Grants	-17,661.00		
RXFR	Transfer (Regular)	4,499.82	0.00	-13,161.18
HUA7001	AR Geographic Info 296/09	-21,693.78		
WARR	Warrants	2,296.23	0.00	-19,397.55
HUA7101	Office of Health InfoTech 0645	-329,726.01		
RXFR	Transfer (Regular)	37.08	0.00	-329,688.93
JAA0000	Public School Fund	-12,040,033.08		
GDIS	Distribution (General Fund)	0.00	951,726.62	-12,991,759.70
JAA1002	PSF-Misc Programs-(500)	-26,897,218.57		
WARR	Warrants	158,325.69	0.00	-26,738,892.88
JAA1004	AR Public School Computer N	-3,452,919.13		
RCPT	Receipt	0.00	410.00	
WARR	Warrants	950,158.54	0.00	-2,503,170.59
JAA1006	Public School Teachers Salary	0.00		

Fund Transaction by Type

Start Date:6/29/18 End Date:6/29/18

Fund	Fund Description	Beginning Balance	Ending Balance	
Type	Type Description	Debits	Credits	
RXFR	Transfer (Regular)	0.00	15.00	
SPEC	Special Reversing Entry	15.00	0.00	
				0.00
JAA1009	ADE Education Renewal Zone:	-1,643,106.82		
WARR	Warrants	94,470.53	0.00	
				-1,548,636.29
JSL0000	State Library	-762,078.42		
GDIS	Distribution (General Fund)	0.00	317,242.21	
				-1,079,320.63
JWE0300	Public Sch-Workforce Ed	-3,828,032.49		
RCPT	Receipt	0.00	45.57	
WARR	Warrants	258,681.42	0.00	
				-3,569,396.64
JWE0500	Public Sch-Workforce Ed	-2,448,601.36		
WARR	Warrants	2,371.00	0.00	
				-2,446,230.36
KBR4N97	Ester Unit Expenses (0480)	-314,494.57		
RXFR	Transfer (Regular)	0.00	375.38	
WARR	Warrants	1,094.00	0.00	
				-313,775.95
KBR4Q42	Ouachita River Unit (0480)	-462.38		
RXFR	Transfer (Regular)	0.00	122.99	
				-585.37
KBR4Q43	Tucker Unit Op Exp (0480)	-301,046.64		
RXFR	Transfer (Regular)	0.00	14.07	
				-301,060.71
KBR4Q95	Existing Fac Maint (0480)	-3,824,234.00		
RXFR	Transfer (Regular)	0.00	223.16	
				-3,824,457.16
KBRRDAY	90th GIF Exec S-A (0610)	0.00		
RXFR	Transfer (Regular)	0.30	0.30	
				0.00
KBSAW41	UA System Inst/Entit (0135)	-250,000.00		
WARR	Warrants	250,000.00	0.00	
				0.00
MAB0200	Athletic Commission	-170,342.63		
RCPT	Receipt	0.00	53.75	
				-170,396.38
MAE0000	ADEQ Abandoned Mine Reclai	-64,835.05		
WARR	Warrants	17,382.29	0.00	
				-47,452.76
MBB0100	Bail Bondsman Board	-198,299.31		
RADJ	Receipt Adjustment	145,747.24	0.00	
				-52,552.07
MBB0200	Bail Bondsman-Holding (0211)	-379,718.80		
RADJ	Receipt Adjustment	6,535.30	6,535.30	
RXFR	Transfer (Regular)	6,335.80	0.00	
SPEC	Special Reversing Entry	6,435.55	6,435.55	
				-373,383.00
MBC0000	ADH Breast Cancer	-5,577,417.52		

Fund Transaction by Type

Start Date:6/29/18 End Date:6/29/18

Fund	Fund Description	Beginning Balance		Ending Balance
Type	Type Description	Debits	Credits	
RXFR	Transfer (Regular)	2.01	20,870.54	
SPEC	Special Reversing Entry	20,870.54	2.01	
				-5,577,417.52
MBL0000	Special Military	-1,560,000.00		
RXFR	Transfer (Regular)	8,700.00	0.00	
				-1,551,300.00
MBR0100	Breast Cancer Research	0.00		
RXFR	Transfer (Regular)	0.57	5,833.51	
SPEC	Special Reversing Entry	5,833.51	0.57	
				0.00
MBR0200	UAMS S Komen Plate (0150)	0.00		
RXFR	Transfer (Regular)	0.00	650.00	
SPEC	Special Reversing Entry	650.00	0.00	
				0.00
MCC0100	DHS-Consld Cost-Opr	-704,868.69		
RXFR	Transfer (Regular)	0.00	985.99	
WARR	Warrants	402.24	0.00	
				-705,452.44
MCE0100	Child Support Enforcement	-6,111,247.75		
WARR	Warrants	12,917.39	0.00	
				-6,098,330.36
MCF0000	Constitutional Officers	-31,739,879.44		
CTAX	Claims & Taxes	0.74	0.00	
DXFR	Transfer (Deduction)	0.00	6,550,430.12	
RADJ	Receipt Adjustment	64.36	64.36	
RXFR	Transfer (Regular)	32.18	3,126.52	
SPEC	Special Reversing Entry	3,094.34	0.00	
				-38,290,308.82
MCF0200	Constitutional Officers House	-3,009,942.42		
WARR	Warrants	3,348.05	0.00	
				-3,006,594.37
MCF0500	Constitutional Officers Senate	-2,235,665.13		
WARR	Warrants	1,700.91	0.00	
				-2,233,964.22
MCF5900	Constl Officers-Auditor Of St-	-4,067,945.38		
WARR	Warrants	15,679.00	0.00	
				-4,052,266.38
MCF5901	Const Off-Auditor Unapp (005)	-2,836,632.25		
WARR	Warrants	2,036,940.56	0.00	
				-799,691.69
MCJ0480	County Jail Reimburse ADC	-1,865,362.63		
WARR	Warrants	65,250.00	0.00	
				-1,800,112.63
MCJ0485	County Jail Reimburse ADCC	-311,973.00		
WARR	Warrants	12,270.00	0.00	
				-299,703.00
MCR0200	AOC Court Report (0023)	-1,307.86		
RXFR	Transfer (Regular)	0.00	26,182.93	
WARR	Warrants	53.84	0.00	
				-27,436.95

Fund Transaction by Type

Start Date:6/29/18 End Date:6/29/18

Fund	Fund Description	Beginning Balance		Ending Balance
Type	Type Description	Debits	Credits	
MCV0000	Co Voting Sys Grant Act 1189/	-1,120,676.23		
RCPT	Receipt	0.00	39,345.00	
SPEC	Special Reversing Entry	39,345.00	0.00	
				-1,120,676.23
MDA0100	Drug/Alcohol Abuse Prev/Trea	-1,476,264.88		
RCPT	Receipt	0.00	78,092.14	
WARR	Warrants	140,901.99	0.00	
				-1,413,455.03
MEM0000	Emergency Med Svcs (0645)	-116,090.36		
RCPT	Receipt	0.00	60.00	
SPEC	Special Reversing Entry	60.00	0.00	
WARR	Warrants	1,900.00	0.00	
				-114,190.36
MHC0100	Computer Svcs Revl-Oprs	-20,150,875.94		
RCPT	Receipt	0.00	1,297,312.84	
WARR	Warrants	1,303,594.23	0.00	
				-20,144,594.55
MHC0400	DIS E-RATE REIMBURSEMEN'	-2,336,054.80		
WARR	Warrants	7,093.34	0.00	
				-2,328,961.46
MHI0101	Health Infor Tech 19-5-1244	-2,534,618.31		
RCPT	Receipt	0.00	11,528.00	
SPEC	Special Reversing Entry	11,528.00	0.00	
				-2,534,618.31
MIF0000	WF Init Act 2015 19-5-1257	-258,135.55		
WARR	Warrants	34,806.77	0.00	
				-223,328.78
MJA0000	Crime Information System	-299,763.94		
RXFR	Transfer (Regular)	299,763.94	0.00	
				0.00
MJA0100	Crime Information System	-3,776,854.12		
RCPT	Receipt	0.00	34,195.89	
RXFR	Transfer (Regular)	0.00	299,763.94	
SPEC	Special Reversing Entry	4,207.80	0.00	
WARR	Warrants	460.42	0.00	
				-4,106,145.73
MJC0100	Mun Crt Judge Clerk Educ-Op	-16,950.28		
WARR	Warrants	279.08	0.00	
				-16,671.20
MJF0100	Judicial Fine Coll Enhance Op	-1,550,292.64		
WARR	Warrants	21,522.16	0.00	
				-1,528,770.48
MLC0200	County Aid Fund-Sp-(074)	-1,082,456.48		
CTAX	Claims & Taxes	74.27	0.00	
RXFR	Transfer (Regular)	0.00	207,497.27	
SPEC	Special Reversing Entry	207,497.27	74.27	
				-1,082,456.48
MLM0200	Municipal Aid Highway Reven	-76,593.97		
CTAX	Claims & Taxes	74.27	2.30	
				-76,522.00

Fund Transaction by Type

Start Date:6/29/18 End Date:6/29/18

Fund	Fund Description	Beginning Balance	Ending Balance	
Type	Type Description	Debits	Credits	
MLS0100	DOL-Boiler Admin	-558,483.49		
RCPT	Receipt	0.00	2,493.00	
SPEC	Special Reversing Entry	2,493.00	0.00	
				-558,483.49
MLS0200	DOL-Elec Bd Oprs	-834,692.84		
RCPT	Receipt	0.00	495.00	
SPEC	Special Reversing Entry	495.00	0.00	
				-834,692.84
MLS0300	DOL-Other Revenue Receipts	-1,045,064.78		
RCPT	Receipt	0.00	4,030.00	
SPEC	Special Reversing Entry	3,820.00	0.00	
				-1,045,274.78
MMA1713	DIS-ASST 1713-HZ-ACA19-5-1	-138,715.25		
WARR	Warrants	138,715.25	0.00	
				0.00
MMA1805	DIS ASST-HZ-ACA 19-5-1006	-140,987.68		
WARR	Warrants	55,000.00	0.00	
				-85,987.68
MMD0100	AOC Trial Ct Adm (0023)	-1,337,435.37		
WARR	Warrants	1,546.30	0.00	
				-1,335,889.07
MMT0200	Massage Therapy (0645)	-142,273.99		
RCPT	Receipt	0.00	415.00	
SPEC	Special Reversing Entry	415.00	0.00	
				-142,273.99
MMV1H00	MVAR-135 UAF	-147,267.38		
RCPT	Receipt	0.00	26,841.00	
				-174,108.38
MMV7B00	MVAR DHS	-206,728.97		
RXFR	Transfer (Regular)	34,964.00	0.00	
				-171,764.97
MPC0000	DFA Purchase Card Prog	-598,731.92		
WARR	Warrants	24,159.48	0.00	
				-574,572.44
MPH0000	Property Sales Holding	-772,439.68		
RCPT	Receipt	0.00	16.79	
				-772,456.47
MPH0200	Property Sales Holding	-197,963.57		
WARR	Warrants	495.00	0.00	
				-197,468.57
MPT0100	AR Parks & Trsm-Parks Div	-66,881.07		
WARR	Warrants	2,940.00	0.00	
				-63,941.07
MPT0200	AR Parks & Trsm-Outdoor Grn	-5,479,996.45		
RXFR	Transfer (Regular)	0.44	10,441.86	
SPEC	Special Reversing Entry	10,441.86	0.44	
				-5,479,996.45
MRF0101	Rural Fire Protection 19-5-101	-492,778.20		
RCPT	Receipt	0.00	1,563.25	
				-494,341.45

Fund Transaction by Type

Start Date:6/29/18 End Date:6/29/18

Fund	Fund Description	Beginning Balance	Ending Balance	
Type	Type Description	Debits	Credits	
MRP0100	DHS-MEDICAID REBATE REV(-10,604,859.94		
RCPT	Receipt	0.00	6,593,429.75	
				-17,198,289.69
MTA0000	Miscellaneous Revolving	-73,699.38		
RXFR	Transfer (Regular)	73,699.38	0.00	
				0.00
MTA0201	Misc Revl-Widow/Depnd Chldr	-774,377.11		
WARR	Warrants	1,926.37	0.00	
				-772,450.74
MTA0300	DFA-Miscellaneous Revl-Reve	-110,130.49		
CTAX	Claims & Taxes	0.00	2,053.68	
				-112,184.17
MTA0301	Sales/Use Tax Refunds (0630)	-10,762,458.05		
RXFR	Transfer (Regular)	0.00	51,520.31	
WARR	Warrants	284,706.08	0.00	
				-10,529,272.28
MTA0302	Motor Fuel Tax Ref (0630)	-87,086.45		
WARR	Warrants	2,109.80	0.00	
				-84,976.65
MTA0314	Rice Assessment Refund (063	-50.50		
WARR	Warrants	50.50	0.00	
				0.00
MTA0319	WasteTireFeeRefund (0630)	-15,620.19		
WARR	Warrants	88.35	0.00	
				-15,531.84
MTA0322	Misc Revol RET Tx/AdVal (063	-9,536.20		
WARR	Warrants	594.00	0.00	
				-8,942.20
MTA03DS	Misc Revolv DrvSvcs (0630)	-156,927.79		
RXFR	Transfer (Regular)	0.00	397.05	
WARR	Warrants	1,917.00	0.00	
				-155,407.84
MTA03MV	MiscRevolv MotorVeh (0630)	-191,517.87		
RXFR	Transfer (Regular)	0.00	29,823.98	
WARR	Warrants	8,976.82	0.00	
				-212,365.03
MTA0401	Misc Revl-Ins Dept-Pub Sch Cl	-409,022.09		
WARR	Warrants	234.90	0.00	
				-408,787.19
MTA0404	Misc Revl-Ins Dept-Overpayme	-4,404,153.92		
WARR	Warrants	309,585.00	0.00	
				-4,094,568.92
MTA2100	Misc Revl-St Empl Bikt Bnd Pr	-326.98		
CTAX	Claims & Taxes	298.96	298.96	
				-326.98
MTA6300	Misc Rev-Corp Fees & Tax Ref	-38,945.43		
WARR	Warrants	1,530.00	0.00	
				-37,415.43
MWA0100	Geology Map Resale Revolving	-47,348.88		
RCPT	Receipt	0.00	43.60	

Fund Transaction by Type

Start Date:6/29/18 End Date:6/29/18

Fund	Fund Description	Beginning Balance		Ending Balance
Type	Type Description	Debits	Credits	
				-47,392.48
MWH0200	ADEM Federal Surplus 1187/09	-924,560.04		
RCPT	Receipt	0.00	1,742.50	
WARR	Warrants	11,546.22	0.00	-914,756.32
MWJ0101	DFA Build Auth Admin (615)	-8,220,059.94		
RCPT	Receipt	0.00	3.42	
RXFR	Transfer (Regular)	200,000.00	0.00	
WARR	Warrants	10,788.89	0.00	-8,009,274.47
MWJ0201	Justice Bldg Oper (0615)	-18,769.19		
WARR	Warrants	76.30	0.00	-18,692.89
MWJ0301	Critical Maintenance (615)	-7,456,559.53		
RXFR	Transfer (Regular)	0.00	200,000.00	-7,656,559.53
MWS0000	Workforce Services § 19-5-123	-306,084.33		
RXFR	Transfer (Regular)	306,084.33	0.00	0.00
NAC0000	Admin Off Of Crts-Interest Tre	-113,914.70		
RCPT	Receipt	0.00	825.00	-114,739.70
NAC0300	AOC Court Mgmt Prog (0023)	-43,199.27		
WARR	Warrants	867.20	0.00	-42,332.07
NAC0600	Court Interpreters-Cash-Treas	-4,645.17		
RCPT	Receipt	0.00	600.00	-5,245.17
NAI0000	Architect/Landscape/Int Desig	-2,163,322.01		
RCPT	Receipt	0.00	14,575.36	-2,177,897.37
NAR0000	Appraiser Lic & Cert Brd Treas	-1,046,345.03		
RCPT	Receipt	0.00	24,978.50	
WARR	Warrants	832.23	0.00	-1,070,491.30
NAT0000	AR St Athletic Trng Brd (0208)	-172,078.40		
RCPT	Receipt	0.00	2,650.00	-174,728.40
NBE0000	Barber Examiners Bd 50/09	-192,572.08		
RCPT	Receipt	0.00	1,990.00	-194,562.08
NBF0000	Burial Board (0215)	-344,119.52		
WARR	Warrants	206.11	0.00	-343,913.41
NBP0000	Psychology Bd Operations Cl	-594,789.47		
RCPT	Receipt	0.00	1,677.50	-596,466.97
NCC0000	ACC Residents Services (0485)	-2,314,944.30		
RCPT	Receipt	0.00	43,288.62	
RXFR	Transfer (Regular)	0.00	182,916.65	

Fund Transaction by Type

Start Date:6/29/18 End Date:6/29/18

Fund	Fund Description	Beginning Balance	Ending Balance	
Type	Type Description	Debits	Credits	
WARR	Warrants	7,042.67	0.00	
				-2,534,106.90
NCG0300	Landslide Rsch (0420)	-47,965.36		
WARR	Warrants	10.17	0.00	
				-47,955.19
NDB0000	Dental Board-Cash in Treas	-2,147,600.65		
RCPT	Receipt	0.00	2,377.00	
				-2,149,977.65
NDC0100	ADC Inmate Telephone	-2,335,786.17		
RCPT	Receipt	0.00	2,001,250.00	
RXFR	Transfer (Regular)	0.00	2,383.06	
WARR	Warrants	10,274.24	0.00	
				-4,329,144.99
NDC0200	ADC Inmate Welfare	-7,021,992.72		
RCPT	Receipt	0.00	482.20	
WARR	Warrants	479.00	0.00	
				-7,021,995.92
NDC0300	ADC Work Release	-8,545,299.96		
RXFR	Transfer (Regular)	0.00	754.43	
WARR	Warrants	21,968.98	0.00	
				-8,524,085.41
NDD0005	REGULATORY CONTACTS (04	-0.30		
RXFR	Transfer (Regular)	0.30	0.00	
				0.00
NDE0900	RURAL SERV CONF CASH FD	-92,806.81		
RCPT	Receipt	0.00	1,400.00	
				-94,206.81
NDL0000	Dietetics Lic. Brd Oper. Cash	-220,944.28		
RCPT	Receipt	0.00	405.00	
				-221,349.28
NDR0100	Fish&WildlifeConservGrant 02	-327,882.96		
WARR	Warrants	4,445.96	0.00	
				-323,437.00
NED0001	ADE-Alt	-657,578.98		
RCPT	Receipt	0.00	5,640.00	
WARR	Warrants	9,238.79	0.00	
				-653,980.19
NED0006	ADE-Medicaid-Int Treas	-4,168,187.75		
RCPT	Receipt	0.00	254,004.50	
				-4,422,192.25
NED0010	ADE Treas Cash For Conf Fee:	-667,126.98		
RCPT	Receipt	0.00	6,581.92	
WARR	Warrants	1,745.12	0.00	
				-671,963.78
NED0013	Pro Lic Standards Brd (0500)	-1,661,071.42		
RCPT	Receipt	0.00	12,600.75	
WARR	Warrants	50.02	0.00	
				-1,673,622.15
NED0015	Opn Enrollmnt Chrter Sch (0500)	-108,419.94		
WARR	Warrants	3,022.29	0.00	

Fund Transaction by Type

Start Date:6/29/18 End Date:6/29/18

Fund	Fund Description	Beginning Balance		Ending Balance
Type	Type Description	Debits	Credits	
				-105,397.65
NEF0000	E&FD Board (0233)	-117,398.92		
RCPT	Receipt	0.00	200.00	
WARR	Warrants	365.19	0.00	
				-117,233.73
NEQ0100	Energy Efficien Ark Prog Cash	-1,126,343.80		
WARR	Warrants	15,051.25	0.00	
				-1,111,292.55
NES0000	PELS Treasury Pay	-851,485.39		
RCPT	Receipt	0.00	2,585.00	
				-854,070.39
NET0002	ETV-Cmty Serv Grnt A-Int Treas	-1,543,219.66		
WARR	Warrants	1,013.54	0.00	
				-1,542,206.12
NET0003	ETV-ADE Prof Dev (0516)	-665,215.52		
RXFR	Transfer (Regular)	0.00	623.23	
WARR	Warrants	8,799.38	0.00	
				-657,039.37
NFA0010	DFA OSP Rebates	-1,588,629.82		
WARR	Warrants	1,227.51	0.00	
				-1,587,402.31
NGC0200	Registral Prof Geologist-CIT	-69,825.61		
RCPT	Receipt	0.00	900.00	
				-70,725.61
NHE0900	Career Coachees Prog-Tanf	-54,442.25		
RXFR	Transfer (Regular)	0.00	14,363.44	
				-68,805.69
NHS0103	DHS-Residents Benefits-Int Tr	-26,606.44		
WARR	Warrants	1,298.87	0.00	
				-25,307.57
NHS0201	DCO-Commodity Distr-Int Treas	-140,750.95		
RXFR	Transfer (Regular)	0.00	80.00	
				-140,830.95
NHS0401	Ash-Patients Benefits-Int Treas	-10,221.47		
WARR	Warrants	65.99	0.00	
				-10,155.48
NLC0000	Contractor's Lic Brd (0224)	-1,783,660.35		
RCPT	Receipt	0.00	50,548.10	
				-1,834,208.45
NMD0001	Military-Oprs-Int Treas	-1,142,744.66		
RXFR	Transfer (Regular)	0.00	707.31	
WARR	Warrants	267.16	0.00	
				-1,143,184.81
NMD0002	Military-Counterdrug-Int Treas	-71,882.35		
WARR	Warrants	38.88	0.00	
				-71,843.47
NMD0011	Camp Robinson PublicUse (09	-88,291.51		
RCPT	Receipt	0.00	120.00	
WARR	Warrants	125.00	0.00	
				-88,286.51

Fund Transaction by Type

Start Date:6/29/18 End Date:6/29/18

Fund	Fund Description	Beginning Balance		Ending Balance
Type	Type Description	Debits	Credits	
NMI0000	OMIG-CASH (0035)	-10,994.35		
WARR	Warrants	700.00	0.00	-10,294.35
NMV0000	MV Special Plates State (0630)	-131,658.15		
RXFR	Transfer (Regular)	0.00	4,656.02	-136,314.17
NMV0001	MVSpecial PlatesNonState (06	-127,327.10		
RXFR	Transfer (Regular)	0.00	4,756.23	
WARR	Warrants	800.00	0.00	-131,283.33
NMV0002	IRP Refunds (0630)	-4,120,676.48		
RXFR	Transfer (Regular)	0.00	33,081.61	-4,153,758.09
NMV0004	Prepaid Wireless Col	-439,398.92		
RXFR	Transfer (Regular)	0.00	61.91	-439,460.83
NNB0100	Bkgrnd Ck-Cash in Treasury02	-11,813.98		
RCPT	Receipt	0.00	19,460.00	-31,273.98
NNH0530	Ntl Hrtg-Oprs (0865)	-40,566.09		
RCPT	Receipt	0.00	150.00	-40,716.09
NNH0630	ATR-Oprs (0865)	-367.89		
RCPT	Receipt	0.00	6,500.00	-6,867.89
NNH0910	DAH Mos Tmplr Cash (0865)	-48,909.58		
WARR	Warrants	175.00	0.00	-48,734.58
NPB0000	Pharmacy Ckg-Int Treas	-2,366,833.53		
RCPT	Receipt	0.00	8,930.00	
WARR	Warrants	27.36	0.00	-2,375,736.17
NPT0104	PT-Sweep-Int Treas	-11,933,824.71		
RXFR	Transfer (Regular)	0.00	6,261.41	
WARR	Warrants	166,410.82	0.00	-11,773,675.30
NPT0106	PT Trails for Life Grants	-0.01		
RXFR	Transfer (Regular)	0.01	0.00	0.00
NPT0204	War Memorial Cash (0900)	-438,290.41		
WARR	Warrants	1,017.50	0.00	-437,272.91
NRC0000	RACING LIC APPL (0631)	-740,357.25		
RCPT	Receipt	0.00	1,080.00	
WARR	Warrants	22.37	0.00	-741,414.88
NRE0001	Real Estate-Int Treas	-1,276,870.80		
WARR	Warrants	894.01	0.00	-1,275,976.79
NRS0001	Rehab-Tech Eqpt-Int Treas	-447,292.77		

Fund Transaction by Type

Start Date:6/29/18 End Date:6/29/18

Fund	Fund Description	Beginning Balance	Ending Balance
Type	Type Description	Debits	Credits
RCPT	Receipt	0.00	5,885.82
			-453,178.59
NRS0002	Rehab-HSRC Oprs-Int Treas	-166,325.38	
WARR	Warrants	10,424.78	0.00
			-155,900.60
NST0901	AEDC-AR Mfg Ext Ntwk (790)	-1,599,735.22	
WARR	Warrants	11,546.46	0.00
			-1,588,188.76
NSW0106	Soil & Water-Dam Permit Fees	-620,680.44	
WARR	Warrants	583.70	0.00
			-620,096.74
NSW0107	Soil & Water-Gpm-Interest Tre	-301,380.19	
WARR	Warrants	1,470.10	0.00
			-299,910.09
NSW0110	Soil & Water-Wellwtr Oprs-Int	-356,403.56	
WARR	Warrants	377.14	0.00
			-356,026.42
NSW0111	Soil & Water-Admin Fees-Int T	-2,156,938.46	
RXFR	Transfer (Regular)	0.00	30.80
WARR	Warrants	119.90	0.00
			-2,156,849.36
NSW0112	Soil & Water-Wtlns Mitig Bk-I	-242,993.49	
WARR	Warrants	188.57	0.00
			-242,804.92
NSW0118	Soil & Water-Non Riparian(455)	-57,160.45	
WARR	Warrants	59.95	0.00
			-57,100.50
NSW0137	Drinking Water FY09 (0455)	-178,775.49	
WARR	Warrants	823.50	0.00
			-177,951.99
NTC0000	TCB Sale to Minors Enf	-288,268.66	
WARR	Warrants	914.02	0.00
			-287,354.64
NTT0000	TOWING AND REC BOARD TR	-336,404.43	
RCPT	Receipt	0.00	3,297.00
			-339,701.43
NVA0000	DVA Cash in Treasury	-513,957.11	
RCPT	Receipt	0.00	563,671.29
RXFR	Transfer (Regular)	7,000.60	0.00
WARR	Warrants	6,018.84	0.00
			-1,064,608.96
NVA0200	Veterans Cemetery § 19-5-107	-321,803.94	
RCPT	Receipt	0.00	300.00
			-322,103.94
NVA0300	Birdeye Cemetery Cash (0385)	-17,892.51	
RCPT	Receipt	0.00	154.28
			-18,046.79
NVA0900	ADVA STATE VET HOME AT N	-686,219.56	
RCPT	Receipt	0.00	14,500.72
RXFR	Transfer (Regular)	393.33	0.00

Fund Transaction by Type

Start Date:6/29/18 End Date:6/29/18

Fund	Fund Description	Beginning Balance	Ending Balance	
Type	Type Description	Debits	Credits	
WARR	Warrants	19,129.52	0.00	-681,197.43
NWC0000	Wrks Comp-Interest Treas	-42,829.11		
RCPT	Receipt	0.00	2,000.00	-44,829.11
PAG0000	Agri - Paying (0400)	-61,779.85		
WARR	Warrants	72.33	0.00	-61,707.52
PAYROLL	Statewide Payroll Paying Acct	-588,821.34		
RXFR	Transfer (Regular)	0.00	1,879.76	-514,979.35
WARR	Warrants	75,721.75	0.00	-514,979.35
PER0100	Educ Rehab Paying-Fed Admi	-30,997.20		
RXFR	Transfer (Regular)	0.00	11,931.49	-42,525.63
WARR	Warrants	403.06	0.00	-42,525.63
PER0200	Educ Rehab Paying-Prch Serv	-833,186.47		
RCPT	Receipt	0.00	93.38	-700,876.82
RXFR	Transfer (Regular)	65,456.05	0.00	-700,876.82
WARR	Warrants	66,946.98	0.00	-700,876.82
PER0300	Educ Rehab Paying-Grants	-761,713.17		
RCPT	Receipt	0.00	60.00	-669,421.78
RXFR	Transfer (Regular)	0.00	51,793.37	-669,421.78
WARR	Warrants	144,144.76	0.00	-669,421.78
PER0500	Educ Rehab Paying-Grants	-23,824.39		
RXFR	Transfer (Regular)	0.00	1,731.19	-22,715.55
WARR	Warrants	2,840.03	0.00	-22,715.55
PHD0000	Health Oper § 19-5-104	-5,673,187.15		
RCPT	Receipt	0.00	57,120.70	-4,824,845.06
RXFR	Transfer (Regular)	1,440.12	19,915.80	-4,824,845.06
WARR	Warrants	923,938.47	0.00	-4,824,845.06
PTA4000	Dept Of Human Svcs-Medsvcs	-3,659.28		
RCPT	Receipt	0.00	228.51	-4,237.62
RXFR	Transfer (Regular)	0.00	806.84	-4,237.62
WARR	Warrants	457.01	0.00	-4,237.62
PTA4500	Dept Of Human Svcs-Co Oprs-	-422,688.66		
RCPT	Receipt	0.00	566.53	-422,386.60
WARR	Warrants	868.59	0.00	-422,386.60
PTD8100	Tobacco DD Pay-Prescr Drugs	-38,791.18		
WARR	Warrants	1,805.15	0.00	-36,986.03
PTD8600	Tobacco DD Pay-Hosp Med Se	-1,396,958.51		
WARR	Warrants	506,597.84	0.00	-890,360.67

Fund Transaction by Type

Start Date:6/29/18 End Date:6/29/18

Fund	Fund Description	Beginning Balance	Ending Balance
Type	Type Description	Debits	Credits
PWD7700	DHS-Nrs Hm Vndr Payments	-21,469,897.49	
WARR	Warrants	12,723,276.90	0.00
			-8,746,620.59
PWD8100	DHS-DrugVenPay-FamPlan	-16,802,125.82	
WARR	Warrants	6,097,690.44	0.00
			-10,704,435.38
PWD8200	DHS-Peer Revw-Phrmcy Audit	-70,262.10	
RXFR	Transfer (Regular)	0.00	4,008.28
			-74,270.38
PWD8600	DHS-Hosp/Med Vendor	-72,333,626.08	
RCPT	Receipt	0.00	7,221.84
RXFR	Transfer (Regular)	0.00	9,813,226.35
WARR	Warrants	75,022,739.71	0.00
			-7,131,334.56
PWD8700	DHS-Med Assist Prg Admin	-3,298,032.34	
RCPT	Receipt	0.00	296,520.38
RXFR	Transfer (Regular)	0.00	8,326.05
WARR	Warrants	498,764.76	0.00
			-3,104,114.01
PWD8900	DHS-Med Assist Prg Peer Rev	40,550.32	
RCPT	Receipt	0.00	5,690,416.03
RXFR	Transfer (Regular)	0.00	4,853,094.42
WARR	Warrants	8,917,038.51	0.00
			-1,585,921.62
PWD9400	DHS-Lng Trm Care Prof Contr:	-559,044.25	
RCPT	Receipt	0.00	183.71
WARR	Warrants	362.93	0.00
			-558,865.03
PWD9600	DHS ARKIDS B Prg	-8,957,774.14	
WARR	Warrants	1,246,707.50	0.00
			-7,711,066.64
PWE1500	DHS-Older Wrkr Prgm	-44,465.91	
WARR	Warrants	11,051.00	0.00
			-33,414.91
PWE2000	DHS-Aging Proj Grant Paymer	-178,376.97	
RCPT	Receipt	0.00	272,160.98
RXFR	Transfer (Regular)	0.00	0.20
WARR	Warrants	21,950.00	0.00
			-428,588.15
PWE2300	DHS Sr Citizens Centers	-240,416.95	
WARR	Warrants	92,304.00	0.00
			-148,112.95
PWE4700	DHS-Aging-Nrsing Hm Care AI	-458,115.11	
WARR	Warrants	41,218.00	0.00
			-416,897.11
PWE5200	DHS-Aging-Nutrition Prgm	-857,654.82	
RCPT	Receipt	0.00	120,446.03
WARR	Warrants	122,365.48	0.00
			-855,735.37
PWE5300	Mental Hlth Grants (0710)	-397,422.66	

Fund Transaction by Type

Start Date:6/29/18 End Date:6/29/18

Fund	Fund Description	Beginning Balance	Ending Balance	
Type	Type Description	Debits	Credits	
WARR	Warrants	11,921.06	0.00	
				-385,501.60
PWE6000	DHS DBS Purchase of Service	-710,258.88		
RCPT	Receipt	0.00	63,000.00	
WARR	Warrants	14,933.22	0.00	
				-758,325.66
PWE7400	DHS-Child/Fam/Life Inst	-2,100,000.00		
RXFR	Transfer (Regular)	100,000.00	0.00	
				-2,000,000.00
PWE7500	DHS-Grant Awards Vol	-175,412.79		
WARR	Warrants	9,710.44	0.00	
				-165,702.35
PWE7900	DHS-Infant Infirmary Nrsng Hn	-2,023,781.86		
WARR	Warrants	431,483.50	0.00	
				-1,592,298.36
PWE8000	DHS Public Nursing Home Car	-15,511,772.24		
RCPT	Receipt	0.00	1,809,836.58	
RXFR	Transfer (Regular)	2,846,327.00	2,846,327.00	
WARR	Warrants	6,705,946.89	0.00	
				-10,615,661.93
PWE9000	DHS Family Preservation	-207,637.43		
RCPT	Receipt	0.00	189,332.00	
WARR	Warrants	16,412.72	0.00	
				-380,556.71
PWE9100	DHS DCF IV E Foster Care	-610,769.73		
RCPT	Receipt	0.00	22,629.35	
WARR	Warrants	79,677.18	0.00	
				-553,721.90
PWE9300	DHS DCF Child Care Cost	-6,042,351.22		
RCPT	Receipt	0.00	22,772.40	
RXFR	Transfer (Regular)	0.00	4,060.60	
WARR	Warrants	24,071.87	0.00	
				-6,045,112.35
PWE9400	DHS Food Stamps	-49,853.32		
RCPT	Receipt	0.00	13.23	
RXFR	Transfer (Regular)	0.00	26.46	
WARR	Warrants	128.78	0.00	
				-49,764.23
PWE9700	DHS-Comm Dev Blk Grants-(7	-848,814.36		
RCPT	Receipt	0.00	517,058.25	
				-1,365,872.61
PWP0100	Dept of Human Svcs-DDS St O	-80,047.38		
WARR	Warrants	67,109.14	0.00	
				-12,938.24
PWP0400	DHS-DDS-Early Intervention	-409.00		
RXFR	Transfer (Regular)	409.00	0.00	
				0.00
PWP1000	Dept Of Human Svcs-Dir Off A	-147,262.11		
RCPT	Receipt	0.00	8,880.03	
WARR	Warrants	1,845.59	0.00	

Fund Transaction by Type

Start Date:6/29/18 End Date:6/29/18

Fund	Fund Description	Beginning Balance		Ending Balance
Type	Type Description	Debits	Credits	
				-154,296.55
PWP1200	DHS-Office CLO (0710)	-7,062.25		
RCPT	Receipt	0.00	3,588.77	
				-10,651.02
PWP1300	DHS OFFICE SEC/COMP ADM	-36,294.01		
RCPT	Receipt	0.00	1,864.89	
RXFR	Transfer (Regular)	0.00	32.38	
				-38,191.28
PWP1500	Dept Of Human Svcs-Chief Cor	-869,335.17		
RCPT	Receipt	0.00	23,367.54	
RXFR	Transfer (Regular)	0.00	77.50	
WARR	Warrants	5,544.45	0.00	
				-887,235.76
PWP2000	Dept of Human Svcs-Aging Ad	-4,615,299.14		
RCPT	Receipt	0.00	7,391.35	
RXFR	Transfer (Regular)	0.00	231.58	
WARR	Warrants	38,031.30	0.00	
				-4,584,890.77
PWP2500	Dept of Human Svcs-DCFS Ad	-2,623,396.18		
RCPT	Receipt	0.00	42,756.35	
RXFR	Transfer (Regular)	0.00	34,982.31	
WARR	Warrants	906,208.47	0.00	
				-1,794,926.37
PWP2600	Child Abuse Prev Bd (0710)	-14.35		
WARR	Warrants	1,128.11	0.00	
				1,113.76
PWP3000	Dept of Human Svcs-DCCECE	-2,931,806.73		
RCPT	Receipt	0.00	7,459.55	
RXFR	Transfer (Regular)	0.00	71,127.06	
WARR	Warrants	120,165.54	0.00	
				-2,890,227.80
PWP3500	Dept Of Human Svcs-Mntl Hlth	-3,501,113.36		
RCPT	Receipt	0.00	1,099,718.93	
WARR	Warrants	330,390.77	0.00	
				-4,270,441.52
PWP4000	Dept Of Human Svcs-Medsvcs	-22,701,621.85		
RCPT	Receipt	0.00	28,994.21	
RXFR	Transfer (Regular)	32,715.92	37,891.05	
WARR	Warrants	9,623.62	0.00	
				-22,726,167.57
PWP4500	Dept Of Human Svcs-Co Oprs-	-2,238,092.08		
RCPT	Receipt	0.00	51,820.98	
RXFR	Transfer (Regular)	0.00	1,174.24	
WARR	Warrants	157,705.19	0.00	
				-2,133,382.11
PWP5000	Dept Of Human Svcs-Admin Sr	-1,913,575.99		
RCPT	Receipt	0.00	121,233.55	
WARR	Warrants	4,018.42	0.00	
				-2,030,791.12
PWP5100	DHS-Office CPO (0710)	-285,332.51		

Fund Transaction by Type

Start Date:6/29/18 End Date:6/29/18

Fund	Fund Description	Beginning Balance		Ending Balance
Type	Type Description	Debits	Credits	
RCPT	Receipt	0.00	36,300.75	
WARR	Warrants	2,163.12	0.00	
				-319,470.14
PWP5200	DHS-Office CIO (0710)	-127,920.62		
RCPT	Receipt	0.00	111,194.54	
RXFR	Transfer (Regular)	0.00	55,641.38	
WARR	Warrants	113,894.47	0.00	
				-180,862.07
PWP5300	DHS-Office HR (0710)	-288,468.52		
RCPT	Receipt	0.00	33,031.40	
WARR	Warrants	625.07	0.00	
				-320,874.85
PWP5500	Dept of Human Svcs-DDS Adm	-4,080,396.18		
RCPT	Receipt	0.00	3,174,446.00	
RXFR	Transfer (Regular)	0.00	59,798.50	
WARR	Warrants	85,633.94	0.00	
				-7,229,006.74
PWP6500	Dept Of Human Svcs-Blind Srv	-1,529,482.25		
RCPT	Receipt	0.00	11,937.52	
RXFR	Transfer (Regular)	0.00	257.80	
WARR	Warrants	12,040.57	0.00	
				-1,529,637.00
PWP7500	Dept of Human Svcs-Vol Admi	-177,431.36		
RCPT	Receipt	0.00	15,922.27	
RXFR	Transfer (Regular)	0.00	167.20	
WARR	Warrants	5,182.19	0.00	
				-188,338.64
PWP8000	Dept Of Human Svcs-Yth Srv P	-374,746.36		
RXFR	Transfer (Regular)	0.00	24,369.89	
WARR	Warrants	65,320.04	0.00	
				-333,796.21
PWS0000	Temp Emp Asst Svc § 19-5-10	-3,046,129.66		
RCPT	Receipt	0.00	100,006.40	
RXFR	Transfer (Regular)	29,978.88	306,084.33	
WARR	Warrants	1,019.60	0.00	
				-3,421,221.91
PWS0100	DWS TANF Contingency (0810)	-118,073.06		
RXFR	Transfer (Regular)	10,248.00	0.00	
				-107,825.06
RRA0000	State Hwy & Transportation	-335,858,515.99		
CTAX	Claims & Taxes	346.56	0.00	
RADJ	Receipt Adjustment	619,621.04	0.00	
RCPT	Receipt	0.00	103,366.44	
RXFR	Transfer (Regular)	100,561.48	1,327,365.88	
SPEC	Special Reversing Entry	1,430,732.32	720,529.08	
WARR	Warrants	23,069,286.02	0.00	
				-312,789,229.97
RRA4LHC	4 Lane Highway Construction	-684,110,756.15		
RXFR	Transfer (Regular)	214,665.30	462,751.85	
SPEC	Special Reversing Entry	462,751.85	214,665.30	
WARR	Warrants	907,460.26	0.00	

Fund Transaction by Type

Start Date:6/29/18 End Date:6/29/18

Fund	Fund Description	Beginning Balance			Ending Balance
Type	Type Description	Debits	Credits		
					-683,203,295.89
RRB0000	State Aid Road	-18,392,930.35			
RXFR	Transfer (Regular)	84.62	4,782.52		
SPEC	Special Reversing Entry	4,782.52	84.62		
WARR	Warrants	401,890.39	0.00		
					-17,991,039.96
RRC0000	State Aid Street (0090)	-17,333,784.25			
RXFR	Transfer (Regular)	84.62	4,782.52		
SPEC	Special Reversing Entry	4,782.52	84.62		
WARR	Warrants	23,105.65	0.00		
					-17,310,678.60
SAB0100	AR Motor Vehicle Comm-Oprs	-2,276,170.70			
WARR	Warrants	438.79	0.00		
					-2,275,731.91
SAC0000	Asbestos Control	-1,358,411.61			
WARR	Warrants	66,932.00	0.00		
					-1,291,479.61
SAH0200	Oil Museum-Oil/Brine	-64,641.74			
RXFR	Transfer (Regular)	0.00	1,400.20		
SPEC	Special Reversing Entry	1,400.20	0.00		
WARR	Warrants	420.00	0.00		
					-64,221.74
SAT0000	Special Addl Taxes (0630)	-191,043.68			
RXFR	Transfer (Regular)	50,361.91	17,574.36		
					-158,256.13
SBA0100	Keep AR Beautiful-Oprs	-582,530.11			
WARR	Warrants	286.59	0.00		
					-582,243.52
SBC0100	AR Beef Council	-168,829.98			
RXFR	Transfer (Regular)	478.00	956.00		
SPEC	Special Reversing Entry	239.00	0.00		
					-169,068.98
SBN0100	Ar St Bd of Nursing-Oprs	-4,050,925.80			
RCPT	Receipt	0.00	134,857.13		
SPEC	Special Reversing Entry	134,429.13	0.00		
WARR	Warrants	24,799.91	0.00		
					-4,026,553.89
SBS0000	Boating Safety(080)	0.00			
RXFR	Transfer (Regular)	0.00	7,567.52		
SPEC	Special Reversing Entry	7,567.52	0.00		
					0.00
SCC0100	County-Circuit Clerk Cont Ed	-101,078.08			
WARR	Warrants	1,915.74	0.00		
					-99,162.34
SCE0000	St Crime Lab Equip-Special	-716,355.53			
COFF	Checks Charged Off	516.00	0.00		
SPEC	Special Reversing Entry	0.00	516.00		
					-716,355.53
SCX0000	Conservation Tax	-657,321.77			
RXFR	Transfer (Regular)	61,789.94	120,980.81		

Fund Transaction by Type

Start Date:6/29/18 End Date:6/29/18

Fund	Fund Description	Beginning Balance	Ending Balance
Type	Type Description	Debits	Credits
SPEC	Special Reversing Entry	120,980.81	61,789.94
			-657,321.77
SDA0100	Aeronautics-Oprs	-4,830,161.59	
RXFR	Transfer (Regular)	0.00	1,448.78
SPEC	Special Reversing Entry	1,448.78	0.00
WARR	Warrants	148.24	0.00
			-4,830,013.35
SDB0100	Bd Of Dispensing Opticians-O	-230,272.31	
WARR	Warrants	407.28	0.00
			-229,865.03
SDC0100	ADC Farm Reserve	-24,008.25	
RCPT	Receipt	0.00	234.53
RXFR	Transfer (Regular)	0.00	54.92
WARR	Warrants	9,056.99	0.00
			-15,240.71
SDD0100	Dept of Correc-Industry Oprs	-814,392.00	
RCPT	Receipt	0.00	344,747.33
RXFR	Transfer (Regular)	0.00	771.80
SPEC	Special Reversing Entry	317,346.36	0.00
WARR	Warrants	34,000.86	0.00
			-808,563.91
SDF0101	State Forestry 19-6-411	-3,876,839.38	
RCPT	Receipt	0.00	24,694.62
RXFR	Transfer (Regular)	0.00	73,365.00
SPEC	Special Reversing Entry	24,440.37	0.00
WARR	Warrants	415.11	0.00
			-3,950,043.52
SDG0000	Game Protection Fund	-7,962,439.72	
RADJ	Receipt Adjustment	2,512.91	0.00
RCPT	Receipt	0.00	15,389.50
RXFR	Transfer (Regular)	0.00	3,280.86
SPEC	Special Reversing Entry	12,207.50	2,512.91
WARR	Warrants	656,009.38	0.00
			-7,312,893.20
SDG0100	GPF-License Plate Fnd	-3,735,054.80	
RXFR	Transfer (Regular)	0.00	4,195.13
WARR	Warrants	6,797.25	0.00
			-3,732,452.68
SDG0103	AGFC Earmarked Funds (0080	-26,775.66	
RXFR	Transfer (Regular)	0.00	139.99
			-26,915.65
SDG0700	Game Protection Nature Cntr (-533,461.02	
WARR	Warrants	1,572.98	0.00
			-531,888.04
SDG0800	AGFC-Gas Lease (0080(-67,994.01	
RADJ	Receipt Adjustment	0.00	2,512.91
SPEC	Special Reversing Entry	2,512.91	0.00
			-67,994.01
SDG1000	Hunters Feeding the Hungry	-7,345.19	
RCPT	Receipt	0.00	75.50
WARR	Warrants	7,109.00	0.00

Fund Transaction by Type

Start Date:6/29/18 End Date:6/29/18

Fund	Fund Description	Beginning Balance		Ending Balance
Type	Type Description	Debits	Credits	
				-311.69
SDG1201	AGFC Fleet Fund	-445,393.09		
WARR	Warrants	38,653.06	0.00	
				-406,740.03
SDH4300	Securities Dept-Operations	-4,323,416.14		
WARR	Warrants	746.25	0.00	
				-4,322,669.89
SDL0100	Commercial Drivers Lic	-7,851,628.47		
RXFR	Transfer (Regular)	0.00	175,011.93	
SPEC	Special Reversing Entry	175,011.93	0.00	
				-7,851,628.47
SDN0100	St Crime Lab-DNA Det Oprs	-1,389,462.50		
WARR	Warrants	2,221.20	0.00	
				-1,387,241.30
SDO0100	Oil & Gas Comm-Operations	-41,277,017.82		
RCPT	Receipt	0.00	455,179.93	
SPEC	Special Reversing Entry	385,224.93	0.00	
WARR	Warrants	11,990.88	0.00	
				-41,334,981.94
SDP0101	Plant Board 19-6-408	-10,717,907.17		
RCPT	Receipt	0.00	717,502.83	
SPEC	Special Reversing Entry	717,502.83	0.00	
WARR	Warrants	752.25	0.00	
				-10,717,154.92
SDP4601	Plant Board Grain Warehouse	-86,895.23		
WARR	Warrants	818.05	0.00	
				-86,077.18
SEA0000	Educational Adequacy	-171,307,694.96		
RADJ	Receipt Adjustment	0.00	1,029,946.98	
RXFR	Transfer (Regular)	381,471.74	890,444.85	
SPEC	Special Reversing Entry	1,920,391.83	381,471.74	
				-171,307,694.96
SEF0100	ASP Equipment-AFIS System	-7,006,793.03		
RADJ	Receipt Adjustment	0.00	74,620.00	
RCPT	Receipt	0.00	8,729.80	
SPEC	Special Reversing Entry	6,553.80	0.00	
WARR	Warrants	7,140.33	0.00	
				-7,076,448.70
SEF0200	MOVEAR MAINTAND OPER (0	-2,008,081.20		
RXFR	Transfer (Regular)	0.00	4,246.33	
WARR	Warrants	29.55	0.00	
				-2,012,297.98
SEP0000	Drug/Crime Enf/Pros Act 1086	-1,111,778.76		
WARR	Warrants	12,810.16	0.00	
				-1,098,968.60
SFP0400	Fire Prot Prem-Benton	-102,897.86		
WARR	Warrants	10,842.19	0.00	
				-92,055.67
SFP1600	Fire Prot Prem-Craighead	-42,078.08		
WARR	Warrants	5,525.56	0.00	

Fund Transaction by Type

Start Date:6/29/18 End Date:6/29/18

Fund	Fund Description	Beginning Balance		Ending Balance
Type	Type Description	Debits	Credits	
				-36,552.52
SFP3100	Fire Prot Prem-Howard	-31,205.94		
WARR	Warrants	2,250.25	0.00	
				-28,955.69
SFP3500	Fire Prot Prem-Jefferson	-97,862.80		
WARR	Warrants	45,591.11	0.00	
				-52,271.69
SFP3800	Fire Prot Prem-Lawrence	-37,762.90		
WARR	Warrants	3,040.34	0.00	
				-34,722.56
SFP5200	Fire Prot Prem-Ouachita	-45,038.65		
WARR	Warrants	4,994.75	0.00	
				-40,043.90
SFP5600	Fire Prot Prem-Poinsett	-31,444.42		
WARR	Warrants	10,710.68	0.00	
				-20,733.74
SFP6000	Fire Prot Prem-Pulaski	-170,264.53		
WARR	Warrants	110,498.78	0.00	
				-59,765.75
SFP7200	Fire Prot Prem-Washington	-109,921.14		
WARR	Warrants	22,375.29	0.00	
				-87,545.85
SGS0100	Corn Grain Sorghum Bd-Oper:	-592,967.66		
RCPT	Receipt	0.00	223.92	
SPEC	Special Reversing Entry	223.92	0.00	
WARR	Warrants	7,689.84	0.00	
				-585,277.82
SHA0000	Dept of Hlth-HVACR	-382,141.44		
RCPT	Receipt	0.00	1,705.00	
SPEC	Special Reversing Entry	1,705.00	0.00	
				-382,141.44
SHF0100	DAH-Consr Tax-Dir Off	-3,797,171.04		
WARR	Warrants	261.60	0.00	
				-3,796,909.44
SHF0300	DAH-Consr Tax-Arts Co	-2,522.64		
WARR	Warrants	793.00	0.00	
				-1,729.64
SHF0400	DAH-Consr Tax-Commr Comr	-28,070.00		
WARR	Warrants	22,066.30	0.00	
				-6,003.70
SHF0600	DAH-Consr Tax-Natl Hrtg	-16,041.84		
WARR	Warrants	15,000.00	0.00	
				-1,041.84
SHK0000	Milk Inspection	-154,509.56		
RCPT	Receipt	0.00	12,735.24	
SPEC	Special Reversing Entry	12,735.24	0.00	
				-154,509.56
SHL0000	Plumbers Licensing	-814,300.58		
RCPT	Receipt	0.00	125.00	
SPEC	Special Reversing Entry	125.00	0.00	

Fund Transaction by Type

Start Date:6/29/18 End Date:6/29/18

Fund	Fund Description	Beginning Balance			Ending Balance
Type	Type Description	Debits	Credits		
					-814,300.58
SHM0100	Mfg Home Comm-Operations	-449,164.20			
WARR	Warrants	147.37	0.00		
					-449,016.83
SIA0101	L/P Equine Infectious Anemia	-503,890.66			
RCPT	Receipt	0.00	24.00		
SPEC	Special Reversing Entry	24.00	0.00		
					-503,890.66
SIB0100	Bank Department-Operations	-13,539,359.88			
RCPT	Receipt	0.00	450.00		
SPEC	Special Reversing Entry	450.00	0.00		
WARR	Warrants	1,272.59	0.00		
					-13,538,087.29
SIE0000	Investor Education (0410)	-839,013.54			
RCPT	Receipt	0.00	3,000.00		
					-842,013.54
SIL0100	LP Gas Board Ops	-1,359,961.41			
RCPT	Receipt	0.00	9,025.00		
SPEC	Special Reversing Entry	9,025.00	0.00		
WARR	Warrants	500.00	0.00		
					-1,359,461.41
SIP0101	Poultry & Egg Grading 19-6-40	-5,407,645.80			
RCPT	Receipt	0.00	20,285.87		
SPEC	Special Reversing Entry	14,045.28	0.00		
WARR	Warrants	1,050.45	0.00		
					-5,412,835.94
SIS0000	Road/Bridge/ Rep/Maint/Gant	-32,567.91			
RXFR	Transfer (Regular)	0.00	1.95		
SPEC	Special Reversing Entry	1.95	0.00		
					-32,567.91
SJP0100	Public Service-Utilities	-3,567,165.57			
RCPT	Receipt	0.00	2,154.44		
					-3,569,320.01
SKL0000	Skills Development 19-6-830	-21,748,435.58			
RCPT	Receipt	0.00	42.07		
WARR	Warrants	6,235.27	0.00		
					-21,742,242.38
SLS0000	Beneficiaries of Fallen Law En	-13,025.60			
RXFR	Transfer (Regular)	0.00	25.00		
SPEC	Special Reversing Entry	25.00	0.00		
					-13,025.60
SMF0000	Military Funeral Hon 784/09	-214,118.07			
RXFR	Transfer (Regular)	0.00	140.00		
SPEC	Special Reversing Entry	140.00	0.00		
					-214,118.07
SMH0100	ADEM-Special Rev Fee	-641,484.76			
RCPT	Receipt	0.00	5,886.50		
SPEC	Special Reversing Entry	5,886.50	0.00		
					-641,484.76
SMH2017	EMPG TRAIN & EXERCISE 16	-59,875.54			

Fund Transaction by Type

Start Date:6/29/18 End Date:6/29/18

Fund	Fund Description	Beginning Balance	Ending Balance
Type	Type Description	Debits	Credits
WARR	Warrants	106.43	0.00
			-59,769.11
SMI0000	MMImplementOperation (0620)	-2,247,303.96	
RCPT	Receipt	0.00	745.00
SPEC	Special Reversing Entry	745.00	0.00
			-2,247,303.96
SML0000	Domestic Peace	0.00	
RADJ	Receipt Adjustment	6,535.30	6,535.30
RXFR	Transfer (Regular)	0.00	6,335.80
SPEC	Special Reversing Entry	6,435.55	6,435.55
			-6,335.80
SMP0100	ASP Special Operating	-2,357,138.59	
RADJ	Receipt Adjustment	74,620.00	0.00
RCPT	Receipt	0.00	20,245.65
RXFR	Transfer (Regular)	20,242.47	45,928.33
SPEC	Special Reversing Entry	56,932.73	74,620.00
WARR	Warrants	58,414.55	0.00
			-2,287,722.82
SMP0200	ASP Indirect Admin Costs	-3,830.27	
RXFR	Transfer (Regular)	3,830.27	0.00
			0.00
SMP0500	ASP Used Motor Vehicle	-602,607.19	
RCPT	Receipt	0.00	5,500.00
RXFR	Transfer (Regular)	6,470.67	0.00
SPEC	Special Reversing Entry	5,500.00	0.00
WARR	Warrants	76.91	0.00
			-596,059.61
SMP0600	ASP-PI/Security	-608,623.72	
RCPT	Receipt	0.00	5,480.00
RXFR	Transfer (Regular)	1,007.75	0.00
SPEC	Special Reversing Entry	5,480.00	0.00
WARR	Warrants	188.05	0.00
			-607,427.92
SMP0800	AR Wireless Network	-242,127.55	
WARR	Warrants	174,438.35	0.00
			-67,689.20
SMP5072	Selective Traffic Enfor Prog	-213.96	
RXFR	Transfer (Regular)	0.00	450.00
			-663.96
SMP8800	ASP Vehicles (0960)	-3,038,226.73	
RXFR	Transfer (Regular)	0.00	29,803.82
WARR	Warrants	7,143.64	0.00
			-3,060,886.91
SPC0101	L/P Brucellosis Erad/Inspectio	-1,047,370.98	
RXFR	Transfer (Regular)	478.00	956.00
SPEC	Special Reversing Entry	956.00	478.00
WARR	Warrants	628.04	0.00
			-1,046,742.94
SPF0100	Comty Punshmt Rev-Oprs	-8,279,709.91	
RCPT	Receipt	0.00	24,954.20
SPEC	Special Reversing Entry	24,954.20	0.00

Fund Transaction by Type

Start Date:6/29/18 End Date:6/29/18

Fund	Fund Description	Beginning Balance			Ending Balance
Type	Type Description	Debits	Credits		
					-8,279,709.91
SPS0101	Livestock/Poultry Special Rev	-1,113,159.72			
RCPT	Receipt	0.00	4,715.20		
RXFR	Transfer (Regular)	0.00	76.10		
SPEC	Special Reversing Entry	4,715.20	0.00		
					-1,113,235.82
SPT0100	Conscr Tax-Oprs	-15,604,572.95			
WARR	Warrants	240,287.47	0.00		
					-15,364,285.48
SSA0000	AR CourtAppointedSpecAdvo	-9,782.40			
RXFR	Transfer (Regular)	0.00	100.00		
SPEC	Special Reversing Entry	100.00	0.00		
					-9,782.40
SSV0000	Alcoholic Bev Control 19-6-82:	-621,467.11			
WARR	Warrants	137.50	0.00		
					-621,329.61
SSW0100	Social Work Licensing-Operati	-664,642.74			
WARR	Warrants	1,929.02	0.00		
					-662,713.72
STC0100	Telecomm Equip Fund-Oprs	-656,046.48			
WARR	Warrants	119.08	0.00		
					-655,927.40
SWF0100	Wkforce 2000 Dev-Grant/Exp	0.00			
RADJ	Receipt Adjustment	0.00	2,242,988.52		
SPEC	Special Reversing Entry	2,242,988.52	0.00		
					0.00
SWG0000	AR Wine Grants (0900)	-358,287.75			
RCPT	Receipt	0.00	53,000.00		
SPEC	Special Reversing Entry	53,000.00	0.00		
					-358,287.75
SWT0000	In God We Trust License Plate	0.00			
RXFR	Transfer (Regular)	0.00	375.00		
SPEC	Special Reversing Entry	375.00	0.00		
					0.00
SXV0100	Veterinary Exam Board-Operat	-540,464.29			
RCPT	Receipt	0.00	1,235.00		
SPEC	Special Reversing Entry	200.00	0.00		
					-541,499.29
TAD0201	Pesticide/Plant Disposal 19-5-!	-1,119,773.49			
RCPT	Receipt	0.00	2,650.00		
SPEC	Special Reversing Entry	2,650.00	0.00		
					-1,119,773.49
TAJ0300	St Admin Of Justice-St Prgms/	-8,183,630.42			
RXFR	Transfer (Regular)	26,182.93	46,986.39		
SPEC	Special Reversing Entry	46,986.39	0.00		
WARR	Warrants	72,789.68	0.00		
					-8,084,657.81
TAS0000	Securities Reserve	-26,840,693.41			
RCPT	Receipt	0.00	2,265,298.46		
					-29,105,991.87

Fund Transaction by Type

Start Date:6/29/18 End Date:6/29/18

Fund	Fund Description	Beginning Balance		Ending Balance
Type	Type Description	Debits	Credits	
TAX0000	Ad Valorem Tax	-3,789,905.30		
CTAX	Claims & Taxes	583.58	0.00	
RXFR	Transfer (Regular)	0.00	17,443.06	
				-3,806,764.78
TBB0000	DFA Rev-Interstate Mtr Fuel Tax	-6,560.02		
WARR	Warrants	576.96	0.00	
				-5,983.06
TBP0000	Best Practices Act 570/11 S12	-1,249,078.44		
RCPT	Receipt	0.00	9,340.00	
SPEC	Special Reversing Entry	9,340.00	0.00	
WARR	Warrants	360.00	0.00	
				-1,248,718.44
TCI0100	Wrforce Ed-Constr Craft Trng	-776,397.13		
RCPT	Receipt	0.00	100.77	
				-776,497.90
TCR0100	Crime Victims Reparation Rev	-490,642.34		
RCPT	Receipt	0.00	14.40	
SPEC	Special Reversing Entry	14.40	0.00	
WARR	Warrants	3,694.08	0.00	
				-486,948.26
TDP0100	Death/Permanent Ttl Disability	-101,934,594.57		
RCPT	Receipt	0.00	70,668.31	
RXFR	Transfer (Regular)	301,245.33	301,245.33	
WARR	Warrants	977.10	0.00	
				-102,004,285.78
TDT9200	Tourism Development Trust	-2,525,342.87		
RXFR	Transfer (Regular)	477.73	29,110.78	
SPEC	Special Reversing Entry	29,110.78	477.73	
WARR	Warrants	8,109.10	0.00	
				-2,517,233.77
TEB1001	Educational Building Rev Bon	-3,514,105.01		
RXFR	Transfer (Regular)	8,646.43	0.00	
				-3,505,458.58
TEM1001	Revolving Loan Certificate	-12,609,743.15		
WARR	Warrants	33,000.00	0.00	
				-12,576,743.15
TER0000	Teacher Retirement	-3,714,123.52		
WARR	Warrants	105,447.94	0.00	
				-3,608,675.58
TES0100	Dept Workforce Services Trus	-1,645,391.19		
RADJ	Receipt Adjustment	22.00	22.00	
RCPT	Receipt	0.00	252,846.59	
SPEC	Special Reversing Entry	22.00	22.00	
WARR	Warrants	296,488.98	0.00	
				-1,601,748.80
TFH0000	AR Fair Housing Commission-	-364,648.66		
RCPT	Receipt	0.00	450.00	
				-365,098.66
TGC0000	Corporate Income Tax	-2,249,644.88		
NDXF	Transfer (Non-Distribution)	0.00	2,358,468.35	

Fund Transaction by Type

Start Date:6/29/18 End Date:6/29/18

Fund	Fund Description	Beginning Balance		Ending Balance
Type	Type Description	Debits	Credits	
WARR	Warrants	8,075.38	0.00	
				-4,600,037.85
TGI0000	Individual Income Tax	-11,010,587.72		
NDXF	Transfer (Non-Distribution)	0.00	5,356,502.71	
WARR	Warrants	557,852.55	0.00	
				-15,809,237.88
TGI00WH	Withholding Tax Ref AIRS (063	-950,418.77		
NDXF	Transfer (Non-Distribution)	0.00	8,047.27	
WARR	Warrants	40,862.95	0.00	
				-917,603.09
TGP0010	Nat'l Cultural HistPresv(0865)	-2,309,873.20		
RXFR	Transfer (Regular)	0.44	10,441.86	
SPEC	Special Reversing Entry	10,441.86	0.44	
WARR	Warrants	156,823.32	0.00	
				-2,153,049.88
TGS0800	Geographic Info Syst 296/09	-369,377.19		
RCPT	Receipt	0.00	70.00	
				-369,447.19
TGT0000	AR Natural/Cultural Resources	-25,174,091.30		
RXFR	Transfer (Regular)	3.52	83,534.88	
SPEC	Special Reversing Entry	83,534.88	3.52	
				-25,174,091.30
TGT1701	17 NCRC DO (0865)	-958.79		
RXFR	Transfer (Regular)	958.79	0.00	
				0.00
TGT1702	17 NCRC DCC (0865)	-133,397.94		
RXFR	Transfer (Regular)	69,616.69	0.00	
				-63,781.25
TGT1703	17 NCRC Archives (0865)	-32,320.02		
RXFR	Transfer (Regular)	25,454.50	0.00	
WARR	Warrants	6,349.00	0.00	
				-516.52
TGT1704	17 NCRC OSH (0865)	-179,762.79		
RXFR	Transfer (Regular)	24,165.45	0.00	
				-155,597.34
TGT1706	17 NCRC NHC (0865)	0.00		
RXFR	Transfer (Regular)	0.00	187,926.79	
				-187,926.79
TGT1707	17 NCRC HAM (0865)	-102,300.50		
RXFR	Transfer (Regular)	67,978.93	1,000.00	
				-35,321.57
TGT1709	17 NCRC MT (0865)	-15,845.86		
RXFR	Transfer (Regular)	752.43	0.00	
WARR	Warrants	7,914.43	0.00	
				-7,179.00
TGT1721	17 NCRC DFA/DBA (0615)	-215,701.25		
WARR	Warrants	12,875.00	0.00	
				-202,826.25
TGT1724	17 NCRC ATU (0130)	-101,400.59		
WARR	Warrants	153.30	0.00	

Fund Transaction by Type

Start Date:6/29/18 End Date:6/29/18

Fund	Fund Description	Beginning Balance	Ending Balance	
Type	Type Description	Debits	Credits	
				-101,247.29
TGT1801	NCRC 18-001 Parks Impr (0900	-1,353,960.55		
WARR	Warrants	17,254.94	0.00	
				-1,336,705.61
TGT1853	NCRC 18-005 NHC (0865)	-566,364.36		
WARR	Warrants	5,000.00	0.00	
				-561,364.36
TGT1854	NCRC 18-005 ASA (0865)	-190,798.58		
WARR	Warrants	531.99	0.00	
				-190,266.59
THS0000	Hazardous Substance Remedi	-8,109,701.05		
WARR	Warrants	10,149.99	0.00	
				-8,099,551.06
TJW0100	Workers' Compensation	-11,253,714.11		
RCPT	Receipt	0.00	10,912.88	
WARR	Warrants	1,175.00	0.00	
				-11,263,451.99
TLT0100	Long Term Care Trust	-11,726,475.32		
RCPT	Receipt	0.00	21,940.09	
				-11,748,415.41
TMP0000	Medicaid Trust	-53,968,145.73		
RCPT	Receipt	0.00	40,300.00	
RXFR	Transfer (Regular)	2,954,500.00	0.00	
				-51,053,945.73
TMP0300	AR Medicaid Qualtiy Assuranc	-9,722,228.73		
RXFR	Transfer (Regular)	2,846,327.00	0.00	
				-6,875,901.73
TMR0000	State Police Retirement	-674.86		
RADJ	Receipt Adjustment	0.00	619,621.04	
RXFR	Transfer (Regular)	0.00	3,635.68	
SPEC	Special Reversing Entry	623,256.72	0.00	
				-674.86
TOD0000	Organ Donor Aware Ed	-60.00		
RXFR	Transfer (Regular)	0.00	125.00	
SPEC	Special Reversing Entry	125.00	0.00	
				-60.00
TPC0100	Court Awards	-1,267,071.07		
RCPT	Receipt	0.00	2,394.30	
				-1,269,465.37
TPE0000	ADEQ Fee Act 1281/07	-576,039.04		
RXFR	Transfer (Regular)	542.87	1,072.51	
SPEC	Special Reversing Entry	1,072.51	542.87	
				-576,039.04
TPF0100	Hwy Oprs-142	-3,328,661.60		
RXFR	Transfer (Regular)	0.00	45.00	
SPEC	Special Reversing Entry	45.00	0.00	
				-3,328,661.60
TPR0100	Real Prop Tax Redistribution	-335,022.26		
RXFR	Transfer (Regular)	215,933.97	464,260.71	
SPEC	Special Reversing Entry	464,260.71	215,933.97	

Fund Transaction by Type

Start Date:6/29/18 End Date:6/29/18

Fund	Fund Description	Beginning Balance		Ending Balance
Type	Type Description	Debits	Credits	
				-335,022.26
TPT0000	Petroleum Storage Tank Trust	-27,718,277.76		
RXFR	Transfer (Regular)	50.82	2,196.66	
WARR	Warrants	158,014.85	0.00	
				-27,562,408.75
TPX2700	Treasury CGO 2010A (0069)	-619,175.00		
WARR	Warrants	619,175.00	0.00	
				0.00
TPX2800	Treas CGO Bonds 2010B (0069)	-4,265,198.75		
WARR	Warrants	4,265,198.75	0.00	
				0.00
TPX2900	Treas CGO Bonds 2010C (0069)	-1,048,100.00		
WARR	Warrants	1,048,100.00	0.00	
				0.00
TPX3000	WaterWaste Disposal Bond (01)	-2,965,931.25		
WARR	Warrants	2,965,931.25	0.00	
				0.00
TPX3100	Water Waste Disposal Bonds0	-2,005,309.39		
WARR	Warrants	2,005,309.39	0.00	
				0.00
TPX3200	ANRC Var Water/Pollu Prog 00	-3,512,841.25		
WARR	Warrants	3,512,841.25	0.00	
				0.00
TPX3300	Water Waste Disposal GO 201	-530,052.50		
WARR	Warrants	530,052.50	0.00	
				0.00
TPX3400	WWD 2014B	-3,076,884.50		
WARR	Warrants	3,076,884.50	0.00	
				0.00
TPX3500	2016A ANRC REFUNDING BOI	-2,672,800.00		
WARR	Warrants	2,672,800.00	0.00	
				0.00
TPX3600	Waste,Water Dis GO Bond 201	-2,044,268.75		
RXFR	Transfer (Regular)	0.00	250.00	
WARR	Warrants	2,044,518.75	0.00	
				0.00
TPX3700	Waste,Water Dis GO Bond 201	-399,296.88		
RXFR	Transfer (Regular)	250.00	0.00	
WARR	Warrants	399,046.88	0.00	
				0.00
TRR0000	AR State Hwy Emp Retirement	-756,665.75		
WARR	Warrants	168.14	0.00	
				-756,497.61
TRS0000	Animal Resc/Shelter 692/09	0.00		
RXFR	Transfer (Regular)	0.00	50.00	
SPEC	Special Reversing Entry	50.00	0.00	
				0.00
TSD0100	Hlth-Prev & Cessation Prg-(64)	-8,908,460.13		
RXFR	Transfer (Regular)	0.00	7.61	
WARR	Warrants	42,531.57	0.00	

Fund Transaction by Type

Start Date:6/29/18 End Date:6/29/18

Fund	Fund Description	Beginning Balance	Ending Balance	
Type	Type Description	Debits	Credits	
				-8,865,936.17
TSE0100	Targeted St Needs Prg-Minorit	-2,955,175.79		
WARR	Warrants	2,561.53	0.00	
				-2,952,614.26
TSF0100	ASU-Jonesboro AR Biosci Ins	-48,795.10		
WARR	Warrants	48,794.45	0.00	
				-0.65
TSG0100	DHS DCO Medicaid Expansion	-41,410,826.79		
RXFR	Transfer (Regular)	806.84	0.00	
				-41,410,019.95
TSI0100	State Insurance Dept Trust	-135,206.74		
WARR	Warrants	183.44	0.00	
				-135,023.30
TSI4500	State Insurance Dept Trust	-20,682,627.24		
WARR	Warrants	11,104.96	0.00	
				-20,671,522.28
TSR0000	AR Public Employees Retirem	-998,193.38		
RCPT	Receipt	0.00	6,107,097.03	
RXFR	Transfer (Regular)	0.00	7,393.93	
WARR	Warrants	1,203.64	0.00	
				-7,111,480.70
TSU0000	Local Sales & Use Tax	-126,637,715.36		
RXFR	Transfer (Regular)	2,864,765.75	3,154,834.53	
				-126,927,784.14
TSU6900	Local Sales & Use Tax-City & (-83,716.00		
WARR	Warrants	50,041.35	0.00	
				-33,674.65
TUT0000	Used Tire Recycling (0930)	-1,039,897.97		
RCPT	Receipt	0.00	7,940.74	
RXFR	Transfer (Regular)	23,833.76	24,604.12	
SPEC	Special Reversing Entry	32,544.86	23,833.76	
				-1,039,897.97
TUW0100	Workers' Comp Revolving	-13,116,717.27		
WARR	Warrants	35,250.72	0.00	
				-13,081,466.55
TZR0000	Employment Security Adv Int	-5,019,063.84		
RCPT	Receipt	0.00	116.34	
				-5,019,180.18
TZS0000	Dept WorkforceServSpec19-5-	-12,088,080.69		
RCPT	Receipt	0.00	312,161.05	
				-12,400,241.74

Fund Transaction by Type

Start Date:7/1/17 End Date:6/29/18

Fund	Fund Description	Beginning Balance		Ending Balance
Type	Type Description	Debits	Credits	
AGA0000	General Revenue Allotment		0.00	
AXFR	Advance Transfer	2,253,414,764.53	1,553,296.00	
COFF	Checks Charged Off	2,004,086.51	0.00	
CTAX	Claims & Taxes	965,440.05	747,438.63	
DXFR	Transfer (Deduction)	208,397,974.78	0.00	
GDIS	Distribution (General Fund)	3,243,057,215.00	0.00	
LCRT	General Letter of Cert	487,028,693.17	4,034,316.54	
NDXF	Transfer (Non-Distribution)	536,857,823.16	653,542.85	
RADJ	Receipt Adjustment	4,942,261.24	519,606,292.71	
RCPT	Receipt	0.00	8,288,695,420.90	
RXFR	Transfer (Regular)	11,598,382,029.66	9,529,312,475.32	
SDIS	Distribution (Special Fund)	0.00	0.00	
SPEC	Special Reversing Entry	61,902.78	61,902.78	
TELL	Teller	9,552,694.85	200.00	
				0.00
ARH0000	Revenue Holding		0.00	
COFF	Checks Charged Off	730,953.49	0.00	
CTAX	Claims & Taxes	284,836.14	12,287.86	
RADJ	Receipt Adjustment	461,210,469.76	305,197.55	
RCPT	Receipt	0.00	460,063,743.35	
RXFR	Transfer (Regular)	83,189,186.91	85,779,137.12	
TELL	Teller	744,919.58	0.00	
				0.00
ARH0100	Revenue Holding Ins		0.00	
CTAX	Claims & Taxes	77,786.00	730.11	
RADJ	Receipt Adjustment	13,959,273.22	113,815.00	
RCPT	Receipt	0.00	13,515,406.11	
RXFR	Transfer (Regular)	386.00	407,494.00	
				0.00
ARH0200	Revenue Holding Premium Ta:		0.00	
CTAX	Claims & Taxes	10,370,056.34	32,874.45	
RADJ	Receipt Adjustment	164,814,978.56	12,759.82	
RCPT	Receipt	0.00	175,545,758.63	
RXFR	Transfer (Regular)	407,494.00	1,136.00	
				0.00
ARHDSMV	RevHold DSMV (0610)		-91,173.10	
RCPT	Receipt	0.00	727,098,821.67	
RXFR	Transfer (Regular)	748,685,666.10	21,842,139.59	
TELL	Teller	107,659.46	0.00	
				-238,808.80
ASA0000	Special Revenue Allotment		0.00	
4LHC	Four Lane Highway Constructio	244,377,960.77	0.00	
DXFR	Transfer (Deduction)	52,421,741.60	0.00	
HDIS	Distribution (Highway Fund)	506,793,614.41	0.00	
HSDIS	Highway Severance Distribution	31,307,075.01	0.00	
SDIS	Distribution (Special Fund)	1,207,126,163.67	0.00	
SPEC	Special Reversing Entry	0.00	2,248,561,199.04	
				-206,534,643.58
BAA0000	Public Health		-1,234,987.47	

Fund Transaction by Type

Start Date:7/1/17

End Date:6/29/18

Fund	Fund Description	Beginning Balance		Ending Balance
Type	Type Description	Debits	Credits	
AXFR	Advance Transfer	0.00	38,646,351.61	
GDIS	Distribution (General Fund)	0.00	40,480,126.81	
RCPT	Receipt	0.00	430.55	
RXFR	Transfer (Regular)	89,302,037.54	9,723,643.32	
				-783,502.22
BAA0100	Public Health			-17,954,137.67
COFF	Checks Charged Off	2,282.00	230.00	
CTAX	Claims & Taxes	14.70	0.00	
RADJ	Receipt Adjustment	3,186,340.78	3,595,022.41	
RCPT	Receipt	0.00	35,417,500.64	
RXFR	Transfer (Regular)	68,541,505.22	33,852,420.64	
SDIS	Distribution (Special Fund)	0.00	7,110,629.58	
SPEC	Special Reversing Entry	7,781,649.08	26,466.13	
				-18,444,615.29
BAA0200	Health NonDiscretionary Rev			-6,329,156.35
RADJ	Receipt Adjustment	30,372.36	47,023.69	
RCPT	Receipt	0.00	25,395,344.04	
RXFR	Transfer (Regular)	27,117,134.10	3,094,592.86	
SDIS	Distribution (Special Fund)	0.00	675,422.90	
SPEC	Special Reversing Entry	728,116.54	60.00	
				-7,665,976.84
BAA0300	Trauma System Exp 1386/09			-9,157,220.17
RCPT	Receipt	0.00	54,220.93	
RXFR	Transfer (Regular)	1,053,256.00	18,997,172.90	
WARR	Warrants	15,642,680.06	0.00	
				-11,512,677.94
BAA0310	Trauma GR Hold (0645)			-100,831.97
RXFR	Transfer (Regular)	5,991,335.46	6,013,044.20	
				-122,540.71
BAA1200	Cost Allocation Recon (0645)			-6,059,449.00
RADJ	Receipt Adjustment	60.00	0.00	
RCPT	Receipt	0.00	100.00	
RXFR	Transfer (Regular)	5,455,253.98	4,257,702.11	
SDIS	Distribution (Special Fund)	59.07	59.07	
SPEC	Special Reversing Entry	60.00	60.00	
				-4,861,937.13
BAA2000	Cosmetology Revenue 4/09			-5,283,247.91
COFF	Checks Charged Off	2,865.00	0.00	
RADJ	Receipt Adjustment	2,875.00	5,350.00	
RCPT	Receipt	0.00	1,280,588.00	
RXFR	Transfer (Regular)	1,201,702.26	36,162.10	
SDIS	Distribution (Special Fund)	0.00	1,056,646.11	
SPEC	Special Reversing Entry	1,174,917.00	4,990.00	
				-5,284,624.86
BAA2510	Board of Sanitarians			-27,341.59
RCPT	Receipt	0.00	8,756.74	
RXFR	Transfer (Regular)	7,233.95	20.25	
				-28,884.63
BAA2750	Board of Health ACA 19-5-104			-3,955.13
RXFR	Transfer (Regular)	1,500.00	0.00	
				-2,455.13

Fund Transaction by Type

Start Date:7/1/17 End Date:6/29/18

Fund	Fund Description	Beginning Balance		Ending Balance
Type	Type Description	Debits	Credits	
BAA3000	PH Home Health	-50,058.02		
RCPT	Receipt	0.00	1,971,446.76	
RXFR	Transfer (Regular)	1,241,580.56	149,678.60	
				-929,602.82
BAA4200	Medical Marijuana (0645)	-2,053,808.66		
RADJ	Receipt Adjustment	8,984.00	0.00	
RCPT	Receipt	0.00	27,603.62	
RXFR	Transfer (Regular)	730,082.31	25,763.02	
SDIS	Distribution (Special Fund)	0.00	49.22	
SPEC	Special Reversing Entry	50.00	0.00	
				-1,368,108.21
BAA9000	PH Salary Alloc Hold (0645)	-2,152,255.16		
RCPT	Receipt	0.00	2,494.30	
RXFR	Transfer (Regular)	6,583,804.47	6,396,987.14	
				-1,967,932.13
CAA0000	Univ of AR Fayetteville	0.00		
AXFR	Advance Transfer	0.00	96,990,495.38	
GDIS	Distribution (General Fund)	0.00	93,212,806.62	
RXFR	Transfer (Regular)	205,368,797.38	15,165,495.38	
				0.00
CAA0100	Univ of AR Fayetteville	-2.22		
RCPT	Receipt	0.00	40.16	
RXFR	Transfer (Regular)	56,298,379.97	184,022,539.45	
SDIS	Distribution (Special Fund)	0.00	37.37	
SPEC	Special Reversing Entry	40.16	0.00	
WARR	Warrants	127,724,197.49	0.00	
				-1.58
CAA0300	UAF Law School SR	-44,785.05		
RCPT	Receipt	0.00	580,141.43	
SDIS	Distribution (Special Fund)	0.00	510,669.92	
SPEC	Special Reversing Entry	580,141.43	0.00	
WARR	Warrants	555,454.97	0.00	
				0.00
CAA1000	UA-Sy/Division 19-5-303(a)	0.00		
RXFR	Transfer (Regular)	31,982.47	47,052,513.00	
WARR	Warrants	47,020,530.53	0.00	
				0.00
CAA1100	UA Criminal Jus Inst 19-5-303	0.00		
RXFR	Transfer (Regular)	0.00	150,000.00	
WARR	Warrants	150,000.00	0.00	
				0.00
CAA1300	UA-Coop Ext 19-5-303(a)	0.00		
RXFR	Transfer (Regular)	25,556.84	31,995,971.00	
WARR	Warrants	31,970,414.16	0.00	
				0.00
CCA0000	Univ of AR Medical Center	0.00		
AXFR	Advance Transfer	0.00	71,268,506.93	
GDIS	Distribution (General Fund)	0.00	23,935,923.07	
RXFR	Transfer (Regular)	5,439,610.16	10,482,038.23	
WARR	Warrants	100,246,858.07	0.00	
				0.00

Fund Transaction by Type

Start Date:7/1/17 End Date:6/29/18

Fund	Fund Description	Beginning Balance		Ending Balance
Type	Type Description	Debits	Credits	
CCA0100	UAMS College of Pharmacy	-38,096.65		
RCPT	Receipt	0.00	153.95	
RXFR	Transfer (Regular)	9,306.45	3,813,287.47	
SDIS	Distribution (Special Fund)	0.00	352,913.86	
SPEC	Special Reversing Entry	404,135.12	5,588.15	
WARR	Warrants	3,796,598.51	0.00	0.00
CCA0200	UAMS 4% Mixed Drink Tax SR	-352,083.60		
RXFR	Transfer (Regular)	146,315.64	4,154,174.46	
SDIS	Distribution (Special Fund)	0.00	3,505,052.20	
SPEC	Special Reversing Entry	4,154,174.46	146,315.64	
WARR	Warrants	3,857,135.80	0.00	0.00
CEA0000	Univ of AR Little Rock	-475,925.93		
AXFR	Advance Transfer	0.00	46,167,191.13	
GDIS	Distribution (General Fund)	0.00	14,587,905.87	
RXFR	Transfer (Regular)	22,151.48	6,036,727.64	
WARR	Warrants	67,245,599.09	0.00	0.00
CEA0100	UALR Law Sch SR 19-5-303(c)	-44,785.05		
RCPT	Receipt	0.00	580,141.42	
SDIS	Distribution (Special Fund)	0.00	510,669.91	
SPEC	Special Reversing Entry	580,141.42	0.00	
WARR	Warrants	555,454.96	0.00	0.00
CGA0000	Univ AR Pine Bluff	0.00		
AXFR	Advance Transfer	0.00	2,035,726.02	
GDIS	Distribution (General Fund)	0.00	23,383,158.98	
RXFR	Transfer (Regular)	40,712.52	2,042,310.38	
WARR	Warrants	27,420,482.86	0.00	0.00
CIA0000	Univ AR Monticello	-95,624.07		
AXFR	Advance Transfer	0.00	1,276,427.07	
GDIS	Distribution (General Fund)	0.00	14,669,614.93	
RXFR	Transfer (Regular)	6,214.34	2,633,650.97	
WARR	Warrants	18,669,102.70	0.00	0.00
CKA0000	AR State Univ Jonesboro	0.00		
AXFR	Advance Transfer	0.00	12,967,506.80	
GDIS	Distribution (General Fund)	0.00	46,123,484.20	
RXFR	Transfer (Regular)	32,682.89	6,723,488.72	
WARR	Warrants	65,781,796.83	0.00	0.00
CMA0000	AR State Univ Beebe	-128,944.62		
AXFR	Advance Transfer	0.00	946,698.99	
GDIS	Distribution (General Fund)	0.00	10,889,028.01	
RXFR	Transfer (Regular)	2,272.09	2,374,074.15	
WARR	Warrants	14,336,473.68	0.00	0.00
CMN0000	AR State Univ Newport	0.00		
AXFR	Advance Transfer	0.00	482,783.97	

Fund Transaction by Type

Start Date:7/1/17 End Date:6/29/18

Fund	Fund Description	Beginning Balance		Ending Balance
Type	Type Description	Debits	Credits	
GDIS	Distribution (General Fund)	0.00	5,509,509.03	
RXFR	Transfer (Regular)	1,311.07	1,401,293.12	
WARR	Warrants	6,914,491.08	0.00	
				-477,783.97
CMS0000	School for Math/Sci/Arts	-2,882,299.98		
AXFR	Advance Transfer	0.00	89,744.12	
GDIS	Distribution (General Fund)	0.00	1,023,270.88	
RXFR	Transfer (Regular)	3,557.12	7,849,012.08	
WARR	Warrants	9,518,494.14	0.00	
				-2,322,275.80
COA0000	AR Tech University	-181,167.10		
AXFR	Advance Transfer	0.00	2,577,723.30	
GDIS	Distribution (General Fund)	0.00	29,638,807.70	
RXFR	Transfer (Regular)	13,486.69	3,007,158.02	
WARR	Warrants	32,635,494.24	0.00	
				-2,755,875.19
CQA0000	Henderson State University	0.00		
AXFR	Advance Transfer	0.00	14,114,042.53	
GDIS	Distribution (General Fund)	0.00	4,761,968.47	
RXFR	Transfer (Regular)	12,256.57	2,298,370.80	
WARR	Warrants	21,162,125.23	0.00	
				0.00
CSA0000	Southern AR University	0.00		
AXFR	Advance Transfer	0.00	1,247,638.15	
GDIS	Distribution (General Fund)	0.00	14,337,337.85	
RCPT	Receipt	0.00	10,300.00	
RXFR	Transfer (Regular)	9,449.99	1,362,218.12	
SDIS	Distribution (Special Fund)	0.00	9,980.70	
SPEC	Special Reversing Entry	10,300.00	0.00	
WARR	Warrants	13,696,723.00	0.00	
				-3,251,001.83
CSS0000	SAU Tech	-196.60		
AXFR	Advance Transfer	0.00	623,948.90	
GDIS	Distribution (General Fund)	0.00	7,101,187.10	
RXFR	Transfer (Regular)	9,700.14	354,781.08	
WARR	Warrants	8,069,375.32	0.00	
				-1,038.22
CTB0000	Black River Tech College	0.00		
AXFR	Advance Transfer	0.00	488,449.47	
GDIS	Distribution (General Fund)	0.00	5,625,066.53	
RXFR	Transfer (Regular)	960.60	2,222,606.90	
WARR	Warrants	7,844,444.33	0.00	
				-490,717.97
CTC0000	Cossatot CC UA	0.00		
AXFR	Advance Transfer	0.00	271,757.77	
GDIS	Distribution (General Fund)	0.00	3,124,044.23	
RXFR	Transfer (Regular)	965.47	1,334,860.03	
WARR	Warrants	4,458,856.79	0.00	
				-270,839.77
CTG0000	UA Comm College Batesville	0.00		
AXFR	Advance Transfer	0.00	330,382.23	

Fund Transaction by Type

Start Date:7/1/17

End Date:6/29/18

Fund	Fund Description	Beginning Balance		Ending Balance
Type	Type Description	Debits	Credits	
GDIS	Distribution (General Fund)	0.00	3,800,678.77	
RXFR	Transfer (Regular)	882.21	856,772.52	
WARR	Warrants	4,986,951.31	0.00	
				0.00
CTH0000	ASU Mt Home			0.00
AXFR	Advance Transfer	0.00	291,875.04	
GDIS	Distribution (General Fund)	0.00	3,356,234.96	
RXFR	Transfer (Regular)	1,277.14	815,059.00	
WARR	Warrants	4,461,891.86	0.00	
				0.00
CTJ0000	UA CC Morilton			0.00
AXFR	Advance Transfer	0.00	402,431.89	
GDIS	Distribution (General Fund)	0.00	4,619,723.11	
RXFR	Transfer (Regular)	712.14	1,276,308.59	
WARR	Warrants	5,897,319.56	0.00	
				-400,431.89
CTM0000	ASU Mid-South 19-5-303(v)			-1,956.64
AXFR	Advance Transfer	0.00	428,210.41	
GDIS	Distribution (General Fund)	0.00	4,929,796.59	
RCPT	Receipt	0.00	51,259.38	
RXFR	Transfer (Regular)	962.50	2,193,125.07	
SDIS	Distribution (Special Fund)	0.00	73,280.31	
SPEC	Special Reversing Entry	78,715.20	0.00	
WARR	Warrants	7,170,740.29	0.00	
				-427,210.41
CTO0000	Ozarka College			0.00
AXFR	Advance Transfer	0.00	250,283.50	
GDIS	Distribution (General Fund)	0.00	2,876,191.50	
RXFR	Transfer (Regular)	236.87	1,257,186.12	
WARR	Warrants	4,368,629.39	0.00	
				-14,794.86
CTP0000	UA Pulaski Tech College			0.00
AXFR	Advance Transfer	0.00	1,210,954.49	
GDIS	Distribution (General Fund)	0.00	13,926,482.51	
RXFR	Transfer (Regular)	7,414.80	2,247,572.52	
WARR	Warrants	15,398,856.88	0.00	
				-1,978,737.84
CTR0000	UA Comm College at Hope			0.00
AXFR	Advance Transfer	0.00	359,160.77	
GDIS	Distribution (General Fund)	0.00	4,132,836.23	
RXFR	Transfer (Regular)	481.13	1,936,375.31	
WARR	Warrants	5,962,026.23	0.00	
				-465,864.95
CTT0000	Southeast AR College			0.00
AXFR	Advance Transfer	0.00	450,439.27	
GDIS	Distribution (General Fund)	0.00	5,186,358.73	
RXFR	Transfer (Regular)	2,177.90	1,952,439.57	
WARR	Warrants	7,132,599.89	0.00	
				-454,459.78
CTW0000	Coll of the Ouachitas			0.00
AXFR	Advance Transfer	0.00	286,239.39	

Fund Transaction by Type

Start Date:7/1/17

End Date:6/29/18

Fund	Fund Description	Beginning Balance		Ending Balance
Type	Type Description	Debits	Credits	
GDIS	Distribution (General Fund)	0.00	3,241,021.61	
RXFR	Transfer (Regular)	1,427.35	1,143,061.95	
WARR	Warrants	4,387,656.21	0.00	
				-281,239.39
CUA0000	University of Central AR	0.00		
AXFR	Advance Transfer	0.00	39,720,999.10	
GDIS	Distribution (General Fund)	0.00	13,393,705.90	
RXFR	Transfer (Regular)	24,631.34	5,084,262.60	
WARR	Warrants	58,174,336.26	0.00	
				0.00
CWA0000	Northwest AR Comm College	0.00		
AXFR	Advance Transfer	0.00	851,701.72	
GDIS	Distribution (General Fund)	0.00	9,767,500.28	
RXFR	Transfer (Regular)	6,064.61	1,093,849.44	
WARR	Warrants	11,706,986.83	0.00	
				0.00
CWE0000	East AR Comm College	0.00		
AXFR	Advance Transfer	0.00	463,499.69	
GDIS	Distribution (General Fund)	0.00	5,324,558.31	
RXFR	Transfer (Regular)	1,133.04	827,570.04	
WARR	Warrants	6,614,495.00	0.00	
				0.00
CWG0000	National Park College	-100,925.74		
AXFR	Advance Transfer	0.00	724,304.45	
GDIS	Distribution (General Fund)	0.00	8,322,184.55	
RXFR	Transfer (Regular)	3,700.44	1,898,070.99	
WARR	Warrants	11,041,785.29	0.00	
				0.00
CWM0000	AR Northeastern College	-138,892.08		
AXFR	Advance Transfer	0.00	686,874.78	
GDIS	Distribution (General Fund)	0.00	7,890,177.22	
RXFR	Transfer (Regular)	959.78	1,521,526.87	
WARR	Warrants	9,460,626.81	0.00	
				-775,884.36
CWN0000	North AR College	-39,852.86		
AXFR	Advance Transfer	0.00	636,230.58	
GDIS	Distribution (General Fund)	0.00	7,330,733.42	
RXFR	Transfer (Regular)	1,207.48	1,057,302.57	
WARR	Warrants	9,062,911.95	0.00	
				0.00
CWP0000	Phillips CC UA	-65,716.31		
AXFR	Advance Transfer	0.00	725,627.93	
GDIS	Distribution (General Fund)	0.00	8,337,460.07	
RXFR	Transfer (Regular)	5,001.15	1,329,691.70	
WARR	Warrants	10,342,556.75	0.00	
				-110,938.11
CWR0000	UACC Rich Mountain	0.00		
AXFR	Advance Transfer	0.00	256,693.55	
GDIS	Distribution (General Fund)	0.00	2,950,175.45	
RXFR	Transfer (Regular)	303.68	218,448.48	
WARR	Warrants	3,425,013.80	0.00	

Fund Transaction by Type

Start Date:7/1/17 End Date:6/29/18

Fund	Fund Description	Beginning Balance		Ending Balance
Type	Type Description	Debits	Credits	
				0.00
CWS0000	South AR Community College			
		-46,151.44		
AXFR	Advance Transfer	0.00	485,133.90	
GDIS	Distribution (General Fund)	0.00	5,549,173.10	
RXFR	Transfer (Regular)	1,787.48	1,023,288.15	
WARR	Warrants	6,572,441.67	0.00	
				-529,517.44
CWW0000	University of AR Ft Smith			
		0.00		
AXFR	Advance Transfer	0.00	1,649,072.11	
GDIS	Distribution (General Fund)	0.00	18,945,542.89	
RXFR	Transfer (Regular)	4,352.69	3,486,379.96	
WARR	Warrants	24,076,642.27	0.00	
				0.00
DAS0000	Dept Human Svc Admin			
		-57,451.20		
AXFR	Advance Transfer	0.00	15,538,539.07	
GDIS	Distribution (General Fund)	0.00	5,438,181.38	
RXFR	Transfer (Regular)	26,894,240.67	6,528,287.55	
				-668,218.53
DBA0000	DHS Behav Health Svc 19-5-30			
		-5,291,846.95		
AXFR	Advance Transfer	0.00	66,667,640.28	
GDIS	Distribution (General Fund)	0.00	20,242,838.72	
RXFR	Transfer (Regular)	101,943,566.18	10,952,907.61	
				-1,211,667.38
DBA0300	DHS Behav Health Svc 19-5-30			
		-290,525.27		
RXFR	Transfer (Regular)	0.00	6,710,192.27	
WARR	Warrants	6,741,169.37	0.00	
				-259,548.17
DBA0800	DHS BH Per Capita 19-5-306(1)			
		-20,851.64		
RXFR	Transfer (Regular)	0.00	503,188.00	
WARR	Warrants	495,025.70	0.00	
				-29,013.94
DBA9600	DHS BH Patient Svc 19-5-306			
		-973,898.63		
RCPT	Receipt	0.00	4,996.80	
RXFR	Transfer (Regular)	7,564.75	19,608,218.18	
WARR	Warrants	19,872,616.03	0.00	
				-706,932.83
DBA9700	Crisis Intervention (0710)			
		0.00		
RXFR	Transfer (Regular)	0.00	6,400,000.00	
WARR	Warrants	504,941.25	0.00	
				-5,895,058.75
DCC0000	DHS Childcare/ Ed 19-5-306(12)			
		0.00		
AXFR	Advance Transfer	26,589.00	831,125.63	
GDIS	Distribution (General Fund)	0.00	293,334.37	
RXFR	Transfer (Regular)	1,293,651.39	195,780.39	
				0.00
DCF0000	DHS Children/Family Svc			
		-502,494.03		
AXFR	Advance Transfer	0.00	88,215,902.86	
GDIS	Distribution (General Fund)	0.00	29,984,956.18	
RXFR	Transfer (Regular)	134,735,808.20	21,818,497.04	
				-5,786,041.91
DCF0200	DCFS Spec Funds Tracking (0			
		0.00		

Fund Transaction by Type

Start Date:7/1/17

End Date:6/29/18

Fund	Fund Description	Beginning Balance		Ending Balance
Type	Type Description	Debits	Credits	
RXFR	Transfer (Regular)	0.00	11,498,332.74	
				-11,498,332.74
DCF1100	DHS Child/Fam Res Treatment	-1,385,586.00		
RCPT	Receipt	0.00	64,294.00	
RXFR	Transfer (Regular)	1,323,939.00	3,374,412.86	
WARR	Warrants	3,217,162.83	0.00	
				-283,191.03
DCF2600	DHS Child/Family Foster Care	-4,514,813.47		
RCPT	Receipt	0.00	2,516,761.62	
RXFR	Transfer (Regular)	6,432,935.70	37,212,981.63	
WARR	Warrants	35,109,752.59	0.00	
				-2,701,868.43
DCO0000	DHS County Operations	0.00		
AXFR	Advance Transfer	293,191.00	34,568,099.87	
GDIS	Distribution (General Fund)	0.00	12,187,824.13	
RXFR	Transfer (Regular)	58,555,739.67	12,093,006.67	
				0.00
DCO0100	DHS County Operations	0.00		
RXFR	Transfer (Regular)	248,778.25	1,243,891.25	
WARR	Warrants	995,113.00	0.00	
				0.00
DEA0000	DHS Development Disabilities	-869,580.61		
AXFR	Advance Transfer	0.00	51,228,870.53	
GDIS	Distribution (General Fund)	0.00	13,982,487.47	
RXFR	Transfer (Regular)	79,211,482.19	13,818,495.74	
				-687,952.16
DEA0100	DHS DDS State/Federal	-170,674.43		
RCPT	Receipt	0.00	9,962.21	
SDIS	Distribution (Special Fund)	0.00	8,839.18	
SPEC	Special Reversing Entry	9,962.21	0.00	
				-179,513.61
DEA0200	DHS DDS Interdivision Prog	-1,659.08		
RXFR	Transfer (Regular)	4,977.24	14,839.67	
WARR	Warrants	11,521.51	0.00	
				0.00
DEA0300	DHS DDS Grant Payments	-28,891.91		
RXFR	Transfer (Regular)	416,686.30	15,829,165.91	
WARR	Warrants	15,441,371.52	0.00	
				0.00
DEA1700	DHS DDS Special Olympics	0.00		
RXFR	Transfer (Regular)	0.00	178,768.00	
WARR	Warrants	178,768.00	0.00	
				0.00
DEM0000	DHS Medical Services	0.00		
AXFR	Advance Transfer	14,000.00	7,300,232.00	
GDIS	Distribution (General Fund)	0.00	2,779,039.46	
RXFR	Transfer (Regular)	7,570,562.94	1,289,741.70	
				-3,784,450.22
DGF0000	DHS Grants	-55,120,807.48		
AXFR	Advance Transfer	0.00	842,462,924.60	
GDIS	Distribution (General Fund)	0.00	298,413,964.11	

Fund Transaction by Type

Start Date:7/1/17

End Date:6/29/18

Fund	Fund Description	Beginning Balance		Ending Balance
Type	Type Description	Debits	Credits	
RXFR	Transfer (Regular)	1,416,946,956.12	260,476,523.55	
				-39,527,263.62
DGF1500	DHS Grants Childrens Hosp		0.00	
RXFR	Transfer (Regular)	6,758,726.35	6,758,726.35	
				0.00
DGF1841	DHS Grants Beer Tax		-42,163.20	
RXFR	Transfer (Regular)	459.81	561.82	
SDIS	Distribution (Special Fund)	0.00	98.86	
SPEC	Special Reversing Entry	561.82	459.81	
				-42,262.06
DGF5100	DHS Childrens Medical Svc		-10,431.91	
RXFR	Transfer (Regular)	10,371.64	1,402,826.21	
WARR	Warrants	1,397,121.34	0.00	
				-5,765.14
DHP0000	DHS Aging/Adult Svcs		-726,484.70	
AXFR	Advance Transfer	0.00	12,511,121.87	
GDIS	Distribution (General Fund)	0.00	3,706,049.34	
RXFR	Transfer (Regular)	20,304,652.79	3,953,966.05	
				-592,969.17
DHP1500	DHS Aging/Adult Svcs Transp		-417,565.42	
RXFR	Transfer (Regular)	27,567.44	2,225,903.57	
SDIS	Distribution (Special Fund)	0.00	1,948,308.87	
SPEC	Special Reversing Entry	2,225,903.57	27,567.44	
WARR	Warrants	2,171,982.37	0.00	
				-193,891.92
DHP7100	DHS Aging/Adult Svc Sr Olym 		0.00	
RXFR	Transfer (Regular)	0.00	70,000.00	
WARR	Warrants	70,000.00	0.00	
				0.00
DHR3500	Mental Hlth-Renov		-4,309,999.41	
RCPT	Receipt	0.00	371,377.87	
RXFR	Transfer (Regular)	639.73	750,501.47	
WARR	Warrants	695,014.05	0.00	
				-4,736,224.97
DHR5500	Dept Of Human Svcs-Dds Renc		-6,301,957.61	
RCPT	Receipt	0.00	4,251,903.60	
RXFR	Transfer (Regular)	3.40	1,470.36	
WARR	Warrants	2,654,200.37	0.00	
				-7,901,127.80
DHR8000	Dept Of Human Svcs-Yth Sev F		-1,399,604.41	
RCPT	Receipt	0.00	79,647.18	
WARR	Warrants	251,171.41	0.00	
				-1,228,080.18
DSB0000	DHS State Services/Blind		-137,366.21	
AXFR	Advance Transfer	0.00	818,313.17	
GDIS	Distribution (General Fund)	0.00	1,069,735.37	
RXFR	Transfer (Regular)	2,230,386.90	206,611.96	
				-1,639.81
DYS0000	DHS Youth Services		-2,511,613.99	
AXFR	Advance Transfer	153,516.00	38,448,754.52	
GDIS	Distribution (General Fund)	0.00	10,816,116.09	

Fund Transaction by Type

Start Date:7/1/17 End Date:6/29/18

Fund	Fund Description	Beginning Balance		Ending Balance
Type	Type Description	Debits	Credits	
RXFR	Transfer (Regular)	54,009,956.76	4,621,685.00	
				-2,234,696.84
DYS0200	DHS Youth Services Grants	-303,048.42		
RCPT	Receipt	0.00	166,491.83	
RXFR	Transfer (Regular)	1,361.08	30,932,076.89	
WARR	Warrants	29,535,837.85	0.00	
				-1,864,418.21
DYS0300	DHS Youth Services Sanctions	0.00		
RXFR	Transfer (Regular)	0.00	2,526,702.49	
WARR	Warrants	2,486,925.81	0.00	
				-39,776.68
EFP0000	Educ Facilities Partnership	-164,068,908.19		
AXFR	Advance Transfer	0.00	9,263,820.35	
GDIS	Distribution (General Fund)	0.00	32,463,552.73	
RXFR	Transfer (Regular)	0.00	106,343,011.00	
WARR	Warrants	71,918,807.21	0.00	
				-240,220,485.06
EFT0000	Pub School Acad Fac/Trans	-300,808.37		
AXFR	Advance Transfer	0.00	1,095,070.71	
GDIS	Distribution (General Fund)	0.00	1,414,185.29	
RCPT	Receipt	0.00	1,087.22	
RXFR	Transfer (Regular)	2,199,314.34	141,148.35	
WARR	Warrants	556,132.85	0.00	
				-196,852.75
EGA0000	Department of Education	0.00		
AXFR	Advance Transfer	0.00	1,288,680.66	
GDIS	Distribution (General Fund)	0.00	14,873,753.34	
RXFR	Transfer (Regular)	19,928,656.00	3,766,222.00	
				0.00
EGA0100	ADE Emp Ins Avd Comm	0.00		
RXFR	Transfer (Regular)	1,053,974.40	1,053,974.40	
				0.00
EGA1001	ADE Gen Rev Operation	-4,493,224.92		
RCPT	Receipt	0.00	13,027.09	
RXFR	Transfer (Regular)	17,148,506.91	21,065,377.57	
SDIS	Distribution (Special Fund)	0.00	3,672.97	
SPEC	Special Reversing Entry	3,730.80	0.00	
WARR	Warrants	5,024,939.75	0.00	
				-3,398,125.09
EGB0000	Department of Workforce Edu	0.00		
AXFR	Advance Transfer	0.00	678,395.58	
GDIS	Distribution (General Fund)	0.00	4,107,035.52	
RXFR	Transfer (Regular)	4,846,358.38	555,848.38	
				-494,921.10
EGB0100	Department of Workforce Edu	-1,443,206.21		
RCPT	Receipt	0.00	3,233.11	
RXFR	Transfer (Regular)	4,313,532.92	6,955,721.60	
WARR	Warrants	3,016,879.56	0.00	
				-1,071,748.44
EGR0000	Rehabilitation Services	0.00		
AXFR	Advance Transfer	0.00	1,028,359.47	

Fund Transaction by Type

Start Date:7/1/17 End Date:6/29/18

Fund	Fund Description	Beginning Balance		Ending Balance
Type	Type Description	Debits	Credits	
GDIS	Distribution (General Fund)	0.00	11,869,166.53	
RXFR	Transfer (Regular)	13,017,633.73	120,107.73	
				0.00
EMA0000	Educational Television			0.00
AXFR	Advance Transfer	0.00	3,396,866.37	
GDIS	Distribution (General Fund)	0.00	1,881,574.63	
RXFR	Transfer (Regular)	5,755,415.88	740,317.09	
				-263,342.21
EMA0100	Educational Television			-20,966.85
RCPT	Receipt	0.00	165.52	
RXFR	Transfer (Regular)	4,152,218.84	5,028,345.47	
WARR	Warrants	892,111.94	0.00	
				-5,147.06
EMA0200	Spec Rev Land Comm Dep (05)			-16,362.36
RCPT	Receipt	0.00	1,251.34	
SDIS	Distribution (Special Fund)	0.00	1,041.51	
SPEC	Special Reversing Entry	1,251.34	0.00	
				-17,403.87
EPA0000	State Library			0.00
AXFR	Advance Transfer	0.00	2,009,238.74	
GDIS	Distribution (General Fund)	0.00	1,505,472.26	
RXFR	Transfer (Regular)	4,064,308.14	549,597.14	
				0.00
EPA0100	State Library			-262,008.44
RCPT	Receipt	0.00	25,725.51	
RXFR	Transfer (Regular)	2,021,906.93	3,518,220.75	
WARR	Warrants	1,565,177.03	0.00	
				-218,870.74
ESA0000	School for the Blind			0.00
AXFR	Advance Transfer	0.00	4,295,482.33	
GDIS	Distribution (General Fund)	0.00	2,721,458.67	
RXFR	Transfer (Regular)	7,826,950.62	810,009.62	
				0.00
ESA0100	School for the Blind			-254,897.90
RCPT	Receipt	0.00	9,886.50	
RXFR	Transfer (Regular)	4,830,896.74	7,205,759.87	
WARR	Warrants	2,372,563.48	0.00	
				-267,084.05
ETC0000	Crowleys Ridge TI 19-5-304(8A)			0.00
AXFR	Advance Transfer	0.00	310,846.24	
GDIS	Distribution (General Fund)	0.00	2,333,554.76	
RXFR	Transfer (Regular)	3,010,791.72	577,236.96	
				-210,846.24
ETC0100	Crowleys Ridge TI 19-5-304(8A)			-507,037.39
RXFR	Transfer (Regular)	1,959,949.20	2,433,554.76	
WARR	Warrants	980,642.95	0.00	
				0.00
ETC1500	Crowleys Ridge TI WF 19-5-30.			-80,579.11
RXFR	Transfer (Regular)	115,197.87	774,252.66	
WARR	Warrants	435,725.78	0.00	
				-303,908.12

Fund Transaction by Type

Start Date:7/1/17

End Date:6/29/18

Fund	Fund Description	Beginning Balance		Ending Balance
Type	Type Description	Debits	Credits	
ETC2000	Crowleys Ridge TI GAE 19-5-3			
		-42,892.86		
RXFR	Transfer (Regular)	133,793.05	120,179.00	
WARR	Warrants	11,583.78	0.00	
				-17,695.03
ETC2700	Crowleys Ridge ABE 19-5-304			
		-4,518.80		
RXFR	Transfer (Regular)	140,853.75	198,428.22	
WARR	Warrants	32,309.21	0.00	
				-29,784.06
ETN0000	Northwest TI 19-5-304(8)(B)			
		-24,951.19		
AXFR	Advance Transfer	0.00	2,065,218.54	
GDIS	Distribution (General Fund)	0.00	997,732.46	
RXFR	Transfer (Regular)	3,364,977.15	277,074.96	
				0.00
ETN0100	Northwest TI 19-5-304(8)(B)			
		-928.57		
RXFR	Transfer (Regular)	2,535,088.58	3,075,732.36	
WARR	Warrants	380,542.62	0.00	
				-161,029.73
ETN1500	Northwest TI WF 19-5-304(8)(B)			
		-299,770.55		
RXFR	Transfer (Regular)	383,379.32	948,172.29	
WARR	Warrants	593,078.14	0.00	
				-271,485.38
ETN2000	Northwest TI GAE 19-5-304(8)E			
		-39,822.07		
RCPT	Receipt	0.00	200.00	
RXFR	Transfer (Regular)	321,662.33	421,164.31	
WARR	Warrants	99,310.06	0.00	
				-40,213.99
ETN2700	Northwest TI ABE 19-5-304(8)E			
		-1,426.60		
RXFR	Transfer (Regular)	313,460.54	531,751.75	
WARR	Warrants	132,918.54	0.00	
				-86,799.27
ETR0000	Riverside TI 19-5-304(8)(C)			
		0.00		
AXFR	Advance Transfer	0.00	1,674,116.11	
GDIS	Distribution (General Fund)	0.00	622,497.89	
RXFR	Transfer (Regular)	2,548,683.06	252,069.06	
				0.00
ETR0100	Riverside TI 19-5-304 (8)(C)			
		-134,022.25		
RADJ	Receipt Adjustment	120.44	120.44	
RCPT	Receipt	0.00	672.65	
RXFR	Transfer (Regular)	1,929,356.34	2,299,808.63	
WARR	Warrants	371,058.24	0.00	
				-134,088.95
EVA0000	School for the Deaf			
		0.00		
AXFR	Advance Transfer	0.00	7,226,661.92	
GDIS	Distribution (General Fund)	0.00	2,915,451.08	
RXFR	Transfer (Regular)	12,429,055.78	2,286,942.78	
				0.00
EVA0100	School for the Deaf			
		-62,987.73		
RCPT	Receipt	0.00	103,699.43	
RXFR	Transfer (Regular)	7,645,565.52	10,201,217.91	
WARR	Warrants	2,635,178.47	0.00	
				-87,161.08

Fund Transaction by Type

Start Date:7/1/17 End Date:6/29/18

Fund	Fund Description	Beginning Balance		Ending Balance
Type	Type Description	Debits	Credits	
FAA0100	Aeronautics FederalGrants	0.00		
RCPT	Receipt	0.00	34,787.00	
WARR	Warrants	34,787.00	0.00	0.00
FAC2100	FY2013 SORNA Prj MU-BX (09	-92,500.00		
RXFR	Transfer (Regular)	0.00	148,435.00	
WARR	Warrants	240,935.00	0.00	0.00
FAC3101	Victims of Crime Act (VOCA)	0.00		
RXFR	Transfer (Regular)	0.00	55,100.00	
WARR	Warrants	55,100.00	0.00	0.00
FAK2000	ADED CDBG 00 Grant	-992,502.76		
RCPT	Receipt	0.00	21,233,387.10	
RXFR	Transfer (Regular)	292,786.00	16,904.32	
WARR	Warrants	20,013,767.94	0.00	-1,936,240.24
FAK2200	AEDC Storm Recovery Fed (07	-54,284.55		
RCPT	Receipt	0.00	316,646.24	
RXFR	Transfer (Regular)	32,661.91	0.00	
WARR	Warrants	277,632.98	0.00	-60,635.90
FAKARRA	AEDC-ARRA HUD-FED (0790)	-2,294.44		
RXFR	Transfer (Regular)	2,294.44	0.00	0.00
FAL0300	AGC Federal Operations	-90,710.53		
RCPT	Receipt	0.00	58,059.24	
RXFR	Transfer (Regular)	49,234.42	3,780.00	
WARR	Warrants	14,362.30	0.00	-88,953.05
FAL0400	Agc Coop Sampling Agreeemer	-1,224.99		
RXFR	Transfer (Regular)	1,224.99	0.00	0.00
FAL0500	AGC Coal Resources Data Sys	0.00		
RCPT	Receipt	0.00	11,314.37	
RXFR	Transfer (Regular)	156.14	0.00	
WARR	Warrants	11,158.23	0.00	0.00
FAL0700	AGS Data Preserv. and Mappir	-2,633.17		
RCPT	Receipt	0.00	1,231.23	
WARR	Warrants	1,231.23	0.00	-2,633.17
FAY0100	AG Medicaid Ind Costs	-805.59		
RCPT	Receipt	0.00	225,688.00	
WARR	Warrants	222,619.88	0.00	-3,873.71
FAY0200	AG-Crime Vic Reparation Prg-i	-22,026.44		
RCPT	Receipt	0.00	1,030,778.86	
WARR	Warrants	870,737.86	0.00	-182,067.44

Fund Transaction by Type

Start Date:7/1/17 End Date:6/29/18

Fund	Fund Description	Beginning Balance		Ending Balance
Type	Type Description	Debits	Credits	
FAY0900	AG Medicaid Operating	-4,687.36		
RCPT	Receipt	0.00	1,515,385.50	
RXFR	Transfer (Regular)	1,315,890.09	0.00	
WARR	Warrants	201,975.64	0.00	
				-2,207.13
FAY1000	InternetCrimesAgainstChildre	-21,045.83		
RCPT	Receipt	0.00	2,490.80	
WARR	Warrants	4,537.11	0.00	
				-18,999.52
FAY1100	CO-OP DISAB INVEST UNIT (0	-10,253.06		
RXFR	Transfer (Regular)	183,778.04	228,156.12	
WARR	Warrants	34,397.51	0.00	
				-20,233.63
FCG0100	DWS Workforce Investment Ac	0.00		
RCPT	Receipt	0.00	22,043,990.03	
RXFR	Transfer (Regular)	186,438.80	284,902.55	
WARR	Warrants	22,142,453.78	0.00	
				0.00
FCL1000	ASCL-ICAC (0955)	0.00		
RCPT	Receipt	0.00	492,676.57	
WARR	Warrants	492,676.57	0.00	
				0.00
FCL2100	DNA Capacity Enhancement 0	0.00		
RCPT	Receipt	0.00	534,572.76	
RXFR	Transfer (Regular)	236,454.11	900.00	
WARR	Warrants	299,018.65	0.00	
				0.00
FCL2200	DNA Casework	-22,922.70		
RCPT	Receipt	0.00	243,298.18	
RXFR	Transfer (Regular)	135,801.57	0.00	
WARR	Warrants	130,419.31	0.00	
				0.00
FCL2300	ASCL Training Coverdell (095	0.00		
RXFR	Transfer (Regular)	2,017.00	77,772.00	
WARR	Warrants	75,755.00	0.00	
				0.00
FCN0100	Child Abuse & Neglect Bd-Grn	-8,004.35		
RXFR	Transfer (Regular)	14.35	0.00	
WARR	Warrants	7,990.00	0.00	
				0.00
FCP0300	DHE-No Child Left Behind Fed	-612.36		
RCPT	Receipt	0.00	424,268.98	
WARR	Warrants	366,684.29	0.00	
				-58,197.05
FCP0500	ADHE Tech Ed Program	-21,438.18		
RCPT	Receipt	0.00	794.14	
RXFR	Transfer (Regular)	173,070.34	362,000.00	
WARR	Warrants	133,643.84	0.00	
				-77,518.14
FCP1100	ADHE-Tanf (0700)	-4,712.72		
RCPT	Receipt	0.00	5,159.59	

Fund Transaction by Type

Start Date:7/1/17 End Date:6/29/18

Fund	Fund Description	Beginning Balance		Ending Balance
Type	Type Description	Debits	Credits	
RXFR	Transfer (Regular)	204,502.80	6,643,566.06	
WARR	Warrants	6,437,037.33	0.00	
				-11,898.24
FCP1200	ADHE College Acc Chal Grant	0.00		
RCPT	Receipt	0.00	1,038.32	
				-1,038.32
FCT0000	FDA Tobacco Insp Prog (0261)	-92,109.95		
RCPT	Receipt	0.00	549,085.85	
RXFR	Transfer (Regular)	415,233.63	21,641.54	
WARR	Warrants	146,314.25	0.00	
				-101,289.46
FDF0000	ADFA-NHTF Federal (0395)	0.00		
RCPT	Receipt	0.00	5,356.71	
				-5,356.71
FEA0100	Adult Basic Ed-Grant 02	-75,864.56		
RADJ	Receipt Adjustment	360,749.96	0.00	
RCPT	Receipt	0.00	1,754,996.44	
RXFR	Transfer (Regular)	0.00	411,000.00	
WARR	Warrants	1,694,874.18	0.00	
				-186,236.86
FEA0300	Adult Basic Ed-Grant 01	-109,567.01		
RADJ	Receipt Adjustment	0.00	360,749.96	
RCPT	Receipt	0.00	3,608,249.45	
RXFR	Transfer (Regular)	932,276.45	14,661.62	
WARR	Warrants	3,160,951.59	0.00	
				0.00
FEB0200	AR Deaf School-6B Passthrou	-79,117.75		
RXFR	Transfer (Regular)	33,391.51	123,010.94	
WARR	Warrants	107,208.84	0.00	
				-61,528.34
FEB0500	Deaf Sch-Medicaid Provider Pr	-73,555.49		
RCPT	Receipt	0.00	169,007.53	
RXFR	Transfer (Regular)	9,778.70	50,231.85	
WARR	Warrants	273,801.34	0.00	
				-9,214.83
FEB1300	ARS-VR Vendor (0513)	0.00		
RCPT	Receipt	0.00	91,666.63	
WARR	Warrants	36,753.74	0.00	
				-54,912.89
FEC0400	Blind School-Chapter II	-250,843.61		
RCPT	Receipt	0.00	195,414.34	
RXFR	Transfer (Regular)	23,318.37	61,128.87	
WARR	Warrants	82,892.93	0.00	
				-401,175.52
FEC0600	Blind School-6B Passthrough	-39,770.01		
RXFR	Transfer (Regular)	16,377.22	39,304.77	
WARR	Warrants	62,697.56	0.00	
				0.00
FEE0359	ADE NAEP 03	-270,836.82		
RCPT	Receipt	0.00	139,877.00	
RXFR	Transfer (Regular)	77,973.27	0.00	

Fund Transaction by Type

Start Date:7/1/17 End Date:6/29/18

Fund	Fund Description	Beginning Balance		Ending Balance
Type	Type Description	Debits	Credits	
WARR	Warrants	11,746.49	0.00	
				-320,994.06
FEE1113	Charter Schools 2011		0.00	
RCPT	Receipt	0.00	476,990.74	
WARR	Warrants	476,990.74	0.00	
				0.00
FEE1417	School Improvement 1003(g) 2		-739.33	
RXFR	Transfer (Regular)	739.33	0.00	
				0.00
FEE1463	Promise 2014 (0500)		0.00	
RCPT	Receipt	0.00	10,503,842.67	
WARR	Warrants	8,978,714.21	0.00	
				-1,525,128.46
FEE1464	Deaf Program 2014		-4,324.00	
RCPT	Receipt	0.00	141,778.07	
RXFR	Transfer (Regular)	132,040.16	7,023.07	
WARR	Warrants	16,377.65	0.00	
				-4,707.33
FEE1515	HIV 2015 CFDA 93.079		0.00	
RCPT	Receipt	0.00	5,729.98	
RXFR	Transfer (Regular)	5,729.98	0.00	
				0.00
FEE1517	Sch Imp 1003(g)-2015 CFDA84		-4,004.00	
RCPT	Receipt	0.00	1,589,020.09	
RXFR	Transfer (Regular)	22,525.71	7,001.43	
WARR	Warrants	1,577,499.81	0.00	
				0.00
FEE1531	Sp Ed VI-B 2015 CFDA 84.027		0.00	
RCPT	Receipt	0.00	2,464.92	
RXFR	Transfer (Regular)	2,464.92	0.00	
				0.00
FEE1615	HIV 2016 (0500)		0.00	
RCPT	Receipt	0.00	23,222.84	
RXFR	Transfer (Regular)	1,678.06	166.53	
WARR	Warrants	11,321.71	0.00	
				-10,389.60
FEE1617	Sch Impr 2016 (0500)		-2,409.67	
RCPT	Receipt	0.00	2,014,149.75	
RXFR	Transfer (Regular)	192,983.27	21,515.38	
WARR	Warrants	1,837,856.92	0.00	
				-7,234.61
FEE1626	Migrant 2016 (0500)		0.00	
RCPT	Receipt	0.00	36,873.99	
WARR	Warrants	36,873.99	0.00	
				0.00
FEE1631	SpecEd 2016 (0500)		-200.00	
RCPT	Receipt	0.00	96,508.86	
RXFR	Transfer (Regular)	86,084.21	0.00	
WARR	Warrants	10,624.65	0.00	
				0.00

Fund Transaction by Type

Start Date:7/1/17 End Date:6/29/18

Fund	Fund Description	Beginning Balance		Ending Balance
Type	Type Description	Debits	Credits	
FEE1632	SpEdPre 2016 (0500)		0.00	
RCPT	Receipt	0.00	10,661.07	
RXFR	Transfer (Regular)	890.83	0.02	
WARR	Warrants	9,770.26	0.00	
				0.00
FEE1635	Title I 2016 (0500)		-256.12	
RCPT	Receipt	0.00	1,089,309.72	
RXFR	Transfer (Regular)	534,094.77	383,600.00	
WARR	Warrants	939,071.07	0.00	
				0.00
FEE1639	N&D 2016 (0500)		0.00	
RCPT	Receipt	0.00	7,015.68	
RXFR	Transfer (Regular)	7,015.68	0.00	
				0.00
FEE1648	ELL Immigrant-2016 (0500)		0.00	
RCPT	Receipt	0.00	588.51	
WARR	Warrants	588.51	0.00	
				0.00
FEE1652	ImpTchrQ 2016 (0500)		-402.40	
RCPT	Receipt	0.00	763,324.93	
RXFR	Transfer (Regular)	55,128.72	15,419.56	
WARR	Warrants	724,018.17	0.00	
				0.00
FEE1654	21CCLC 2016 (0500)		0.00	
RCPT	Receipt	0.00	368,854.47	
RXFR	Transfer (Regular)	57,879.80	19,590.10	
WARR	Warrants	330,564.77	0.00	
				0.00
FEE1656	Rural Ed 2016 (0500)		0.00	
RCPT	Receipt	0.00	160,153.63	
RXFR	Transfer (Regular)	61,952.79	0.00	
WARR	Warrants	98,200.84	0.00	
				0.00
FEE1658	English 2016 (0500)		0.00	
RCPT	Receipt	0.00	31,896.18	
RXFR	Transfer (Regular)	19,328.86	9,664.43	
WARR	Warrants	22,231.75	0.00	
				0.00
FEE1661	MathScience 2016 (0500)		0.00	
RCPT	Receipt	0.00	1,373.54	
WARR	Warrants	1,373.54	0.00	
				0.00
FEE1663	SPDG 2016 (0500)		0.00	
RCPT	Receipt	0.00	1,152,557.19	
WARR	Warrants	1,152,557.19	0.00	
				0.00
FEE1715	HIV 2017 (0500)		-5,536.79	
RCPT	Receipt	0.00	113,717.83	
RXFR	Transfer (Regular)	36,556.96	7.38	
WARR	Warrants	82,705.04	0.00	
				0.00

Fund Transaction by Type

Start Date:7/1/17 End Date:6/29/18

Fund	Fund Description	Beginning Balance		Ending Balance
Type	Type Description	Debits	Credits	
FEE1723	Homeless 2017 (0500)		-2,704.00	
RCPT	Receipt	0.00	73,507.22	
RXFR	Transfer (Regular)	33,366.48	13,964.41	
WARR	Warrants	56,809.15	0.00	
				0.00
FEE1726	Migrant 2017 (0500)		0.00	
RCPT	Receipt	0.00	4,027,139.05	
RXFR	Transfer (Regular)	0.00	12,917.31	
WARR	Warrants	4,040,056.36	0.00	
				0.00
FEE1731	SpecEd 2017 (0500)		-8,068.38	
RCPT	Receipt	0.00	28,350,279.90	
RXFR	Transfer (Regular)	838,290.16	75,414.51	
WARR	Warrants	27,595,472.63	0.00	
				0.00
FEE1732	SpEdpre 2017 (0500)		0.00	
RCPT	Receipt	0.00	1,462,473.71	
RXFR	Transfer (Regular)	11.81	5.13	
WARR	Warrants	1,462,467.03	0.00	
				0.00
FEE1735	Title I 2017 (0500)		0.00	
RCPT	Receipt	0.00	43,233,778.10	
RXFR	Transfer (Regular)	417,520.41	448,480.08	
WARR	Warrants	43,264,471.37	0.00	
				-266.40
FEE1739	N&D 2017 (0500)		0.00	
RCPT	Receipt	0.00	177,627.59	
RXFR	Transfer (Regular)	167,737.76	0.00	
WARR	Warrants	9,889.83	0.00	
				0.00
FEE1752	ImpTchrQ 2017 (0500)		0.00	
RCPT	Receipt	0.00	7,280,888.93	
RXFR	Transfer (Regular)	61,549.32	27,621.69	
WARR	Warrants	7,223,891.30	0.00	
				-23,070.00
FEE1754	21CCLC 2017 (0500)		0.00	
RCPT	Receipt	0.00	5,448,537.87	
RXFR	Transfer (Regular)	27,818.25	74,392.62	
WARR	Warrants	5,495,112.24	0.00	
				0.00
FEE1756	Rural Ed 2017 (0500)		0.00	
RCPT	Receipt	0.00	1,218,399.79	
RXFR	Transfer (Regular)	8,611.54	60,373.56	
WARR	Warrants	1,270,161.81	0.00	
				0.00
FEE1757	StateAssess 2017 (0500)		0.00	
RCPT	Receipt	0.00	9,853.00	
WARR	Warrants	9,853.00	0.00	
				0.00
FEE1758	English 2017 (0500)		0.00	
RCPT	Receipt	0.00	1,640,329.56	

Fund Transaction by Type

Start Date:7/1/17 End Date:6/29/18

Fund	Fund Description	Beginning Balance		Ending Balance
Type	Type Description	Debits	Credits	
RXFR	Transfer (Regular)	1,389.83	10,303.75	
WARR	Warrants	1,649,243.48	0.00	
				0.00
FEE1761	MathScien 2017 (0500)			0.00
RCPT	Receipt	0.00	581,419.74	
RXFR	Transfer (Regular)	145.57	145.57	
WARR	Warrants	566,881.61	0.00	
				-14,538.13
FEE1815	HIV 2018 (0500)			0.00
RCPT	Receipt	0.00	233,066.32	
RXFR	Transfer (Regular)	162,568.01	72,319.92	
WARR	Warrants	121,596.79	0.00	
				-21,221.44
FEE1823	Homeless 2018 (0500)			0.00
RCPT	Receipt	0.00	319,740.27	
RXFR	Transfer (Regular)	84,442.80	16,349.69	
WARR	Warrants	248,302.02	0.00	
				-3,345.14
FEE1826	Migrant 2018 (0500)			0.00
RCPT	Receipt	0.00	1,277,719.65	
RXFR	Transfer (Regular)	18.00	6,249.80	
WARR	Warrants	1,283,951.45	0.00	
				0.00
FEE1831	SpecEd 2018 (0500)			0.00
RCPT	Receipt	0.00	88,725,102.79	
RXFR	Transfer (Regular)	1,989,210.80	200,883.64	
WARR	Warrants	86,922,785.41	0.00	
				-13,990.22
FEE1832	SpEdPre 2018 (0500)			0.00
RCPT	Receipt	0.00	3,893,911.23	
RXFR	Transfer (Regular)	529.90	529.90	
WARR	Warrants	3,893,911.23	0.00	
				0.00
FEE1835	Title I 2018 (0500)			0.00
RCPT	Receipt	0.00	113,236,645.54	
RXFR	Transfer (Regular)	345.77	308,480.76	
WARR	Warrants	113,544,780.53	0.00	
				0.00
FEE1839	N&D 2018 (0500)			0.00
RCPT	Receipt	0.00	33,797.42	
RXFR	Transfer (Regular)	0.00	5,979.23	
WARR	Warrants	39,776.65	0.00	
				0.00
FEE1852	ImpTchrQ 2018 (0500)			0.00
RCPT	Receipt	0.00	12,822,629.00	
RXFR	Transfer (Regular)	9,419.83	3,975.38	
WARR	Warrants	12,817,184.55	0.00	
				0.00
FEE1854	21CCLC 2018 (0500)			0.00
RCPT	Receipt	0.00	3,307,566.84	
RXFR	Transfer (Regular)	39,370.51	827.50	

Fund Transaction by Type

Start Date:7/1/17 End Date:6/29/18

Fund	Fund Description	Beginning Balance		Ending Balance
Type	Type Description	Debits	Credits	
WARR	Warrants	3,259,023.83	0.00	-10,000.00
FEE1856	Rural Ed 2018 (0500)	0.00		
RCPT	Receipt	0.00	1,893,423.91	
RXFR	Transfer (Regular)	280.09	1,579.23	
WARR	Warrants	1,894,723.05	0.00	0.00
FEE1857	StateAssessment 2018 (0500)	0.00		
RCPT	Receipt	0.00	4,532,097.74	
WARR	Warrants	4,532,097.74	0.00	0.00
FEE1858	English 2018 (0500)	0.00		
RCPT	Receipt	0.00	1,661,447.66	
RXFR	Transfer (Regular)	15,504.29	2,773.56	
WARR	Warrants	1,648,716.93	0.00	0.00
FEE1861	Title IV-2018 (0500)	0.00		
RCPT	Receipt	0.00	2,934,141.24	
RXFR	Transfer (Regular)	1,470.43	0.00	
WARR	Warrants	2,932,670.81	0.00	0.00
FEE2009	Elem & Secnd Ed-Refunds to f	0.00		
RCPT	Receipt	0.00	191,564.24	
RXFR	Transfer (Regular)	0.00	455,905.36	
WARR	Warrants	471,691.68	0.00	-175,777.92
FEE2027	ADE NCES	-2,381.34		
RCPT	Receipt	0.00	16,215.00	
RXFR	Transfer (Regular)	696.77	0.00	
WARR	Warrants	4,645.10	0.00	-13,254.47
FEE203Z	ADE- Federal Operations	-18,196.01		
RXFR	Transfer (Regular)	978,717.31	978,717.31	-18,196.01
FEE9999	Federal Com Adm 04	-609.28		
RCPT	Receipt	0.00	2,005,168.20	
RXFR	Transfer (Regular)	1,329,083.84	235.33	
WARR	Warrants	674,139.23	0.00	-2,789.74
FEL0100	AR St Library-LSTA	-308.27		
RCPT	Receipt	0.00	1,427,258.95	
RXFR	Transfer (Regular)	246,655.64	66.14	
WARR	Warrants	1,111,200.11	0.00	-69,777.61
FEL0200	St Library LSTA 2002 Award	-46,651.00		
RCPT	Receipt	0.00	593,636.73	
RXFR	Transfer (Regular)	110,776.33	23,423.81	
WARR	Warrants	552,935.21	0.00	0.00
FEM0100	VT Fed Eqpt & Trng-Oprs	-20,422.06		
RXFR	Transfer (Regular)	0.00	127.50	

Fund Transaction by Type

Start Date:7/1/17 End Date:6/29/18

Fund	Fund Description	Beginning Balance	Ending Balance
Type	Type Description	Debits	Credits
WARR	Warrants	14,792.70	0.00
			-5,756.86
FER0200	ACTI Wtr Sys Maint Act 206 13	-80,462.00	
WARR	Warrants	80,455.09	0.00
			-6.91
FER0500	AR Promise Grant (0520)	-17,208.34	
RCPT	Receipt	0.00	560,534.80
RXFR	Transfer (Regular)	456,179.91	0.00
WARR	Warrants	115,264.37	0.00
			-6,298.86
FEV0100	Fed Vocational Ed-Oprs	-212,821.92	
RCPT	Receipt	0.00	12,204,766.53
RXFR	Transfer (Regular)	940,923.20	35,258.50
WARR	Warrants	10,956,601.00	0.00
			-555,322.75
FEV0900	TANF from DWS for JAG ACT2	0.00	
RCPT	Receipt	0.00	963.40
RXFR	Transfer (Regular)	0.00	90,877.84
WARR	Warrants	72,672.07	0.00
			-19,169.17
FEW0100	Fed Vet Apprv Ag-Vet Approv	-489,805.96	
RCPT	Receipt	0.00	314,111.24
RXFR	Transfer (Regular)	243,506.69	0.00
WARR	Warrants	36,742.91	0.00
			-523,667.60
FFA3561	AR Agri Dept L/P National Anni	-38,288.94	
RCPT	Receipt	0.00	263,490.00
RXFR	Transfer (Regular)	207,632.91	9,475.26
WARR	Warrants	9,687.35	0.00
			-93,933.94
FFA3564	AR Agri L/P NPIP/LPAI	-90,132.14	
RCPT	Receipt	0.00	531,407.00
RXFR	Transfer (Regular)	363,159.59	353.77
WARR	Warrants	79,812.41	0.00
			-178,920.91
FFA9901	DFA US Dept Agri Econ Assts	-39,327.47	
RCPT	Receipt	0.00	459,631.67
RXFR	Transfer (Regular)	27,000.00	0.00
WARR	Warrants	315,999.80	0.00
			-155,959.34
FHA1001	Federal Indirect Cost	-1,355,392.97	
RCPT	Receipt	0.00	130.06
RXFR	Transfer (Regular)	526,393.73	1,267,126.89
WARR	Warrants	240,322.26	0.00
			-1,855,933.93
FHB1327	CN DirCert Perf 2014 (0500)	-89,853.01	
RXFR	Transfer (Regular)	3,486.19	0.00
WARR	Warrants	21,927.80	0.00
			-64,439.02
FHB1540	CN Meals CFDA 10.555 2015	-277.20	
RXFR	Transfer (Regular)	277.20	0.00

Fund Transaction by Type

Start Date:7/1/17 End Date:6/29/18

Fund	Fund Description	Beginning Balance		Ending Balance
Type	Type Description	Debits	Credits	
FHB1640	CN Meals 2016 (0500)			0.00
RCPT	Receipt	0.00	2,432.15	
RXFR	Transfer (Regular)	2,432.15	0.00	
FHB1706	CN Equipment-2017 (0500)			0.00
RCPT	Receipt	0.00	288,936.00	
WARR	Warrants	288,936.00	0.00	
FHB1721	CN SAE 2017 (0500)			0.00
RCPT	Receipt	0.00	829,799.98	
RXFR	Transfer (Regular)	749,158.51	15,170.11	
WARR	Warrants	142,339.30	0.00	
FHB1725	CN FFVP 2017 (0500)			0.00
RCPT	Receipt	0.00	487,337.63	
RXFR	Transfer (Regular)	20,286.66	420.00	
WARR	Warrants	469,305.97	0.00	
FHB1740	CN Meals 2017 (0500)			0.00
RCPT	Receipt	0.00	38,052,558.69	
RXFR	Transfer (Regular)	21,168.27	0.00	
WARR	Warrants	38,038,470.46	0.00	
FHB1821	CN SAE 2018 (0500)			0.00
RCPT	Receipt	0.00	1,106,972.08	
RXFR	Transfer (Regular)	869,239.10	41,913.96	
WARR	Warrants	229,884.50	0.00	
FHB1825	CN FFVP 2018 (0500)			-49,762.44
RCPT	Receipt	0.00	1,951,700.43	
RXFR	Transfer (Regular)	46,211.12	420.00	
WARR	Warrants	1,903,799.90	0.00	
FHB1840	CN Meals 2018 (0500)			-2,109.41
RCPT	Receipt	0.00	149,187,779.51	
WARR	Warrants	149,187,779.51	0.00	
FHB203Z	Federal School Food Holding			0.00
RCPT	Receipt	0.00	3,652.07	
RXFR	Transfer (Regular)	0.00	24,141.42	
WARR	Warrants	27,222.25	0.00	
FHBZZZZ	Child Nutrition Oper (0500)			-571.24
RXFR	Transfer (Regular)	4,270.75	4,270.75	
FHH0410	DAH-NHC Fed Dev (0865)			-5,014.98
RCPT	Receipt	0.00	691,619.01	
RXFR	Transfer (Regular)	52,844.19	80,528.63	
WARR	Warrants	254,125.84	0.00	
				-712,125.78

Fund Transaction by Type

Start Date:7/1/17 End Date:6/29/18

Fund	Fund Description	Beginning Balance	Ending Balance
Type	Type Description	Debits	Credits
FHH1717	FY17 AAC STATE PLANNING (-18,142.86	
RCPT	Receipt	0.00	102,178.00
RXFR	Transfer (Regular)	19,915.73	0.00
WARR	Warrants	100,085.13	0.00
			-320.00
FHH1718	FY18 AAC PLAN GRANT (0870	0.00	
RCPT	Receipt	0.00	611,165.00
RXFR	Transfer (Regular)	60,432.01	0.00
WARR	Warrants	518,138.13	0.00
			-32,594.86
FHP1516	FY17 SURVEY PLANN GRANT	-160,765.45	
RCPT	Receipt	0.00	153,653.00
RXFR	Transfer (Regular)	231,413.42	0.00
WARR	Warrants	83,005.03	0.00
			0.00
FHP1518	FY18 HPP PLAN GRANT (0865	0.00	
RCPT	Receipt	0.00	730,000.00
RXFR	Transfer (Regular)	457,384.66	0.00
WARR	Warrants	123,098.85	0.00
			-149,516.49
FHP1818	Dept of Ark HeritagePrairie D	0.00	
RCPT	Receipt	0.00	725,436.82
RXFR	Transfer (Regular)	725,436.82	725,436.82
WARR	Warrants	725,436.82	0.00
			0.00
FHT0200	SHARE-IAPD Act 285 14 S5	-1,122,995.83	
RCPT	Receipt	0.00	336,441.84
RXFR	Transfer (Regular)	2,388,600.96	986,256.40
WARR	Warrants	56,971.91	0.00
			-121.20
FHT0300	SHARE-Behavioral Health (065	-84,052.00	
RXFR	Transfer (Regular)	336,208.00	252,156.00
			0.00
FID0500	SHIIP ACL (0425)	-33.23	
RCPT	Receipt	0.00	466,446.48
RXFR	Transfer (Regular)	170,961.80	0.00
WARR	Warrants	288,113.09	0.00
			-7,404.82
FID0600	MIPPA-3	0.00	
RCPT	Receipt	0.00	85,082.37
WARR	Warrants	84,232.37	0.00
			-850.00
FID1100	INS Health Prem Rate Rev (042	-53.66	
RCPT	Receipt	0.00	249,684.11
RXFR	Transfer (Regular)	99,108.96	103.52
WARR	Warrants	150,666.99	0.00
			-65.34
FID1101	Fed Grant Rate Revwlll (0425)	-40,800.00	
RCPT	Receipt	0.00	448,627.75
WARR	Warrants	489,427.75	0.00
			0.00

Fund Transaction by Type

Start Date:7/1/17

End Date:6/29/18

Fund	Fund Description	Beginning Balance	Ending Balance
Type	Type Description	Debits	Credits
FID1102	Rate Review Cycle IV	-35,041.00	
RXFR	Transfer (Regular)	12,362.42	0.00
WARR	Warrants	11,617.00	0.00
			-11,061.58
FIGS000	DFA IGS Fed Grants	-25,609.39	
RCPT	Receipt	0.00	291,882.85
RXFR	Transfer (Regular)	244,539.97	828.87
WARR	Warrants	51,861.32	0.00
			-21,919.82
FIGS001	DFA IGS JAG TRUST FUND	-632,106.46	
DXFR	Transfer (Deduction)	0.00	8,214.80
RCPT	Receipt	0.00	148,800.73
RXFR	Transfer (Regular)	272,927.92	2,516.13
WARR	Warrants	201,300.75	0.00
			-317,409.45
FIGS002	Justice Reinvestment Initiativ	0.00	
RCPT	Receipt	0.00	271,134.13
RXFR	Transfer (Regular)	542,268.26	271,134.13
			0.00
FIT0101	AR Agri Forest Rur Fire Equip	-275,817.49	
RADJ	Receipt Adjustment	38,092.93	0.00
RCPT	Receipt	0.00	101,657.32
RXFR	Transfer (Regular)	0.00	1,195.58
WARR	Warrants	67,165.90	0.00
			-273,411.56
FIT0901	AR Agri Dept Forest Fire Mitig:	-299,573.54	
RCPT	Receipt	0.00	305,757.19
RXFR	Transfer (Regular)	214.00	385.20
WARR	Warrants	20,137.86	0.00
			-585,364.07
FIT1201	AR Agri Dept Forestry Nat'l Fir	-617,648.39	
RADJ	Receipt Adjustment	0.00	38,092.93
RCPT	Receipt	0.00	203,184.98
RXFR	Transfer (Regular)	154,160.34	63,711.74
WARR	Warrants	187,337.91	0.00
			-581,139.79
FIT1501	AR Agri Forestry Pine Beetle F	-233,194.09	
RCPT	Receipt	0.00	104,212.14
WARR	Warrants	100,978.96	0.00
			-236,427.27
FIT1701	AR Agri Dept Forestry Legacy	-49,240.18	
RCPT	Receipt	0.00	23,635.69
WARR	Warrants	9,874.12	0.00
			-63,001.75
FIT1901	Agri AFC Silvicultural Non Poi	-31,945.25	
RCPT	Receipt	0.00	4,787.97
WARR	Warrants	8,027.45	0.00
			-28,705.77
FJD0300	Jud Dept Fed-1JS AV Mediatio	-20,108.85	
RCPT	Receipt	0.00	97,899.63
RXFR	Transfer (Regular)	45,305.70	0.00

Fund Transaction by Type

Start Date:7/1/17 End Date:6/29/18

Fund	Fund Description	Beginning Balance		Ending Balance
Type	Type Description	Debits	Credits	
WARR	Warrants	59,381.16	0.00	-13,321.62
FJD0600	Jud Dept Fed Trng Research	-52,033.52		
RCPT	Receipt	0.00	449,888.38	
RXFR	Transfer (Regular)	153,635.80	44,263.00	
WARR	Warrants	303,709.46	0.00	-88,839.64
FJD0900	JJustice StdentLoanRepay (00	-591.94		
RXFR	Transfer (Regular)	591.94	0.00	0.00
FJD1300	Domestic Violence Resch (002	-13,249.86		
RXFR	Transfer (Regular)	15,027.47	17,293.55	
WARR	Warrants	3,796.46	0.00	-11,719.48
FJD1500	CaseMgt CDLConvictionRep (0.00		
RCPT	Receipt	0.00	158,984.67	
RXFR	Transfer (Regular)	35,969.36	0.00	
WARR	Warrants	104,771.68	0.00	-18,243.63
FJD1700	Youth Advocacy Grant (0023)	-139.31		
RXFR	Transfer (Regular)	139.31	0.00	0.00
FJD1800	Fostering FuturesTrng (0023)	-582.67		
RXFR	Transfer (Regular)	582.67	0.00	0.00
FJD1900	Drug Ct Capacity BldProj (002:	-219.64		
RCPT	Receipt	0.00	44,700.00	
WARR	Warrants	44,313.96	0.00	-605.68
FJD2100	JUVE DRUG CT DATA MGMT (-1,559.31		
RCPT	Receipt	0.00	46,066.74	
RXFR	Transfer (Regular)	0.00	4,013.18	
WARR	Warrants	40,018.40	0.00	-11,620.83
FJD2200	STATE AWARENESS & RECRI	-4,420.68		
RCPT	Receipt	0.00	110,663.00	
RXFR	Transfer (Regular)	76,292.46	2,886.08	
WARR	Warrants	34,085.34	0.00	-7,591.96
FJD2400	Drug Court Enhance Grant 201	0.00		
RCPT	Receipt	0.00	70,750.00	
WARR	Warrants	65,481.54	0.00	-5,268.46
FKA0000	AR Emerg Mngt-Fed	-1,947.58		
RXFR	Transfer (Regular)	9,596.73	9,346.67	-1,697.52
FKA1402	State & Local ImplGr (0995)	-4,596.51		
RCPT	Receipt	0.00	169,767.19	
RXFR	Transfer (Regular)	164,708.54	3,471.61	
WARR	Warrants	11,259.53	0.00	

Fund Transaction by Type

Start Date:7/1/17 End Date:6/29/18

Fund	Fund Description	Beginning Balance			Ending Balance
Type	Type Description	Debits	Credits		
					-1,867.24
FKA1505	ODP 14 SHSGP Subs (0995)	-13,299.41			
RXFR	Transfer (Regular)	23,238.72	25,606.69		
WARR	Warrants	15,667.38	0.00		
					0.00
FKA1509	PDM-C 13	-9,480.00			
RCPT	Receipt	0.00	3,952.79		
RXFR	Transfer (Regular)	405.58	202.79		
WARR	Warrants	13,230.00	0.00		
					0.00
FKA1601	ODP 15 (995)	-15,350.50			
RCPT	Receipt	0.00	1,125,053.69		
RXFR	Transfer (Regular)	166,099.64	82,919.45		
WARR	Warrants	1,057,224.00	0.00		
					0.00
FKA1602	PDM-C 14 (0995)	-47,426.85			
RCPT	Receipt	0.00	120,703.16		
RXFR	Transfer (Regular)	74,602.51	9,705.02		
WARR	Warrants	102,385.08	0.00		
					-847.44
FKA1606	EMPG SOFT 15 (0995)	-2,001.87			
RCPT	Receipt	0.00	103,544.48		
RXFR	Transfer (Regular)	14,310.43	31,711.14		
WARR	Warrants	122,775.83	0.00		
					-171.23
FKA1607	PRE-DIS MIT-COMP 15 (0995)	0.00			
RCPT	Receipt	0.00	52,575.39		
RXFR	Transfer (Regular)	41,938.64	22,910.76		
WARR	Warrants	29,174.02	0.00		
					-4,373.49
FKA1701	ODP 16 (0995)	0.00			
RCPT	Receipt	0.00	2,271,707.12		
RXFR	Transfer (Regular)	491,439.20	69,304.33		
WARR	Warrants	1,832,687.61	0.00		
					-16,884.64
FKA1702	HMEP - Training & Planning	4,685.80			
RCPT	Receipt	0.00	338,493.25		
RXFR	Transfer (Regular)	87,284.91	387.00		
WARR	Warrants	249,782.32	0.00		
					2,872.78
FKA1703	EMPG LOCALS 16 (0995)	-37,278.38			
RCPT	Receipt	0.00	1,363,958.83		
RXFR	Transfer (Regular)	38,066.37	0.00		
WARR	Warrants	1,363,170.84	0.00		
					0.00
FKA1704	EMPG SOFT 16 (0995)	0.00			
RCPT	Receipt	0.00	308,423.53		
RXFR	Transfer (Regular)	48,938.16	110,175.29		
WARR	Warrants	331,418.18	0.00		
					-38,242.48
FKA1705	16 (0995)	0.00			

Fund Transaction by Type

Start Date:7/1/17 End Date:6/29/18

Fund	Fund Description	Beginning Balance		Ending Balance
Type	Type Description	Debits	Credits	
RCPT	Receipt	0.00	12,293.25	
RXFR	Transfer (Regular)	79,979.72	103,835.34	
WARR	Warrants	1,762.56	0.00	
				-34,386.31
FKA1801	ODP 17 (0995)	0.00		
RCPT	Receipt	0.00	312,595.04	
RXFR	Transfer (Regular)	90,000.00	0.00	
WARR	Warrants	190,689.89	0.00	
				-31,905.15
FKA1802	EMPG LOCALS 17	0.00		
RCPT	Receipt	0.00	475,418.39	
WARR	Warrants	449,786.67	0.00	
				-25,631.72
FKE0100	AED-SEP Federal Plan	-215,939.30		
RCPT	Receipt	0.00	30,925.82	
RXFR	Transfer (Regular)	433,643.40	209,080.93	
WARR	Warrants	21,692.65	0.00	
				-610.00
FKE0500	Weatherization Prog-ACT 1111	-86,023.71		
RXFR	Transfer (Regular)	15,267.42	5,900.32	
WARR	Warrants	76,656.61	0.00	
				0.00
FKE0600	Low Income Eng Asst Act 111	-267,718.72		
RXFR	Transfer (Regular)	25,653.47	24,409.17	
WARR	Warrants	266,474.42	0.00	
				0.00
FKM4000	2013 Dev Disability 19-5-104	-1,139.86		
RXFR	Transfer (Regular)	1,139.86	0.00	
				0.00
FKM4100	2014 Dev Disabilities Council	-1,103.32		
RXFR	Transfer (Regular)	1,103.32	0.00	
				0.00
FKM4200	Dev Disab Council Act 250 '14	-670.52		
RXFR	Transfer (Regular)	670.52	0.00	
				0.00
FKM5000	DEV DIS COUNCIL-FED (0610)	-8,812.99		
RCPT	Receipt	0.00	912,665.41	
RXFR	Transfer (Regular)	264,465.28	266.42	
WARR	Warrants	564,331.28	0.00	
				-92,948.26
FKM5100	Developmental Dis Council-Fe	0.00		
RXFR	Transfer (Regular)	0.00	2,913.70	
				-2,913.70
FLA1060	FUSION CENTER GRANT 16 (C	0.00		
RXFR	Transfer (Regular)	0.00	33,851.20	
WARR	Warrants	33,429.59	0.00	
				-421.61
FLA1061	BOMB GRANT 16 (0960)	-153.76		
RXFR	Transfer (Regular)	0.00	35,907.00	
WARR	Warrants	36,060.76	0.00	

Fund Transaction by Type

Start Date:7/1/17 End Date:6/29/18

Fund	Fund Description	Beginning Balance	Ending Balance	
Type	Type Description	Debits	Credits	
FLA1062	SWAT GRANT 16 (0960)	-320.63		0.00
RXFR	Transfer (Regular)	0.00	130,745.88	
WARR	Warrants	131,035.26	0.00	-31.25
FLA8401	ICAC 12	-91.56		0.00
RXFR	Transfer (Regular)	0.00	157.50	
WARR	Warrants	249.06	0.00	
FLA8402	INTER CRIMES AGAINST CHIL	-24,106.52		0.00
RADJ	Receipt Adjustment	7,845.93	7,845.93	
RCPT	Receipt	0.00	264,093.30	
RXFR	Transfer (Regular)	31,147.62	1,033.32	
WARR	Warrants	205,571.18	0.00	-52,514.34
FLA8500	AWIN-SPECTRUM BAND 14 (0	-1,244,095.77		0.00
RCPT	Receipt	0.00	1,906,995.79	
RXFR	Transfer (Regular)	3,500.00	0.00	
WARR	Warrants	3,147,591.56	0.00	
FLA8960	Fusion 14 (0960)	-367.97		0.00
RXFR	Transfer (Regular)	367.97	0.00	
FLA9060	Fusion 15 (0960)	-101.80		0.00
RXFR	Transfer (Regular)	0.00	5,929.29	
WARR	Warrants	5,929.29	0.00	-101.80
FLA9061	Bomb 15 (0960)	0.00		0.00
RCPT	Receipt	0.00	1,515.06	
RXFR	Transfer (Regular)	0.00	55,659.19	
WARR	Warrants	57,174.25	0.00	
FLA9062	SWAT 15 (0960)	-3,348.34		0.00
RXFR	Transfer (Regular)	29.50	360.66	
WARR	Warrants	3,679.50	0.00	
FMD0000	ADEM-Disaster Relief Fed	-149,915.50		0.00
RXFR	Transfer (Regular)	139,104.77	67,565.69	-78,376.42
FMD0900	ADEM AR ER	-8,571.65		0.00
WARR	Warrants	8,571.65	0.00	
FMD0905	ADEM 1834 DR PA (0995)	-1.95		0.00
RXFR	Transfer (Regular)	1.95	0.00	
FMD1002	1845 DR PA	-3.34		0.00
RXFR	Transfer (Regular)	3.34	0.00	
FMD1009	ADEM 1861 DR PA (0995)	-3.29		0.00
RCPT	Receipt	0.00	82.73	

Fund Transaction by Type

Start Date:7/1/17

End Date:6/29/18

Fund	Fund Description	Beginning Balance		Ending Balance
Type	Type Description	Debits	Credits	
RXFR	Transfer (Regular)	3.29	0.00	
WARR	Warrants	82.73	0.00	
				0.00
FMD1101	1975 Disaster Relief (0995)	-5,970.41		
RCPT	Receipt	0.00	656,618.84	
RXFR	Transfer (Regular)	163,859.27	54,510.54	
WARR	Warrants	539,036.66	0.00	
				-14,203.86
FMD1202	1975 Disaster Relief (0995)	-6,062.36		
RXFR	Transfer (Regular)	6,062.36	0.00	
				0.00
FMD1203	Disaster Relief (0995)	-2,597.24		
RXFR	Transfer (Regular)	2,597.24	0.00	
				0.00
FMD1302	Disaster Rel Haz Mitig (0995)	-1,900.95		
RCPT	Receipt	0.00	130,522.14	
RXFR	Transfer (Regular)	50,204.21	31,115.48	
WARR	Warrants	108,011.89	0.00	
				-5,322.47
FMD1401	DisasterRelPubAssist (0995)	0.00		
RCPT	Receipt	0.00	8,476.38	
WARR	Warrants	8,476.38	0.00	
				0.00
FMD1402	4143 Disaster RelfAssist (0995)	0.00		
RCPT	Receipt	0.00	305,668.74	
RXFR	Transfer (Regular)	0.45	0.45	
WARR	Warrants	305,668.74	0.00	
				0.00
FMD1403	4124 DisasterRelfHazMitg (099)	-1,264.14		
RCPT	Receipt	0.00	14,487.43	
RXFR	Transfer (Regular)	15,123.98	1,696.93	
WARR	Warrants	1,496.92	0.00	
				-827.60
FMD1404	4143 DisasterRelfHazMitg (099)	-183.59		
RCPT	Receipt	0.00	5,313.54	
RXFR	Transfer (Regular)	4,047.53	1,312.66	
WARR	Warrants	1,803.20	0.00	
				-959.06
FMD1406	Dis Rel Public Assist (0995)	-3,480.40		
RCPT	Receipt	0.00	50,430.31	
RXFR	Transfer (Regular)	32,749.09	11,768.66	
WARR	Warrants	34.32	0.00	
				-32,895.96
FMD1408	Dis Relief Haz Mitigation 0995	-911.72		
RCPT	Receipt	0.00	499,798.14	
RXFR	Transfer (Regular)	20,522.59	45,862.27	
WARR	Warrants	524,919.02	0.00	
				-1,130.52
FMD1409	DisRel HazMitigation (0995)	-54.03		
RCPT	Receipt	0.00	43,141.93	
RXFR	Transfer (Regular)	12,455.36	27,621.00	

Fund Transaction by Type

Start Date:7/1/17 End Date:6/29/18

Fund	Fund Description	Beginning Balance	Ending Balance
Type	Type Description	Debits	Credits
WARR	Warrants	31,761.79	0.00
			-26,599.81
FMD1501	Disaster Relief Pub Ass (0995)	-4,317.34	
RCPT	Receipt	0.00	1,624,249.33
RXFR	Transfer (Regular)	109,052.77	48,910.39
WARR	Warrants	1,566,976.61	0.00
			-1,447.68
FMD1502	Disaster Rel Haz Mit (0995)	-189,289.29	
RCPT	Receipt	0.00	1,587,960.69
RXFR	Transfer (Regular)	17,128.03	1,730.47
WARR	Warrants	1,716,211.06	0.00
			-45,641.36
FMD1601	4254 DIS REL PUB ASST (0995)	-5,942.81	
RCPT	Receipt	0.00	1,106,832.81
RXFR	Transfer (Regular)	44,178.10	104,957.00
WARR	Warrants	825,550.47	0.00
			-348,004.05
FMD1602	4254 DIS REL HAZ MIT (0995)	0.00	
RCPT	Receipt	0.00	380,193.60
RXFR	Transfer (Regular)	39,867.28	5,134.29
WARR	Warrants	344,399.14	0.00
			-1,061.47
FMD1603	4270 Disa Relf PubAssit 0995	-3,192.68	
RCPT	Receipt	0.00	47,483.46
RXFR	Transfer (Regular)	34,217.90	16,802.53
WARR	Warrants	33,084.91	0.00
			-175.86
FMD1604	4270 Diast Relf Haz Mitgt 0995	0.00	
RCPT	Receipt	0.00	23,152.57
RXFR	Transfer (Regular)	7,729.23	1,812.82
WARR	Warrants	15,408.61	0.00
			-1,827.55
FMD1801	4318 Disaster Rel Public Asst	0.00	
RADJ	Receipt Adjustment	3,540.50	0.00
RCPT	Receipt	0.00	12,523,974.60
RXFR	Transfer (Regular)	158,104.92	93,517.11
WARR	Warrants	12,444,177.99	0.00
			-11,668.30
FMD1802	4318 Disaster Rel Haz Mitiga	0.00	
RXFR	Transfer (Regular)	1,447.76	1,681.36
			-233.60
FMD3600	ADEM 1751 DR PA (0995)	-38,234.63	
RCPT	Receipt	0.00	1,353.20
RXFR	Transfer (Regular)	38,234.63	0.00
			-1,353.20
FMF0300	Fed-275 Trng Site	1,781,822.20	
RADJ	Receipt Adjustment	113.84	113.84
RCPT	Receipt	0.00	11,759,531.37
RXFR	Transfer (Regular)	45,141.88	8,976,916.11
WARR	Warrants	20,635,191.11	0.00
			1,725,707.71

Fund Transaction by Type

Start Date:7/1/17 End Date:6/29/18

Fund	Fund Description	Beginning Balance		Ending Balance
Type	Type Description	Debits	Credits	
FMF0700	Fed-270 Trng Site	474,880.06		
RCPT	Receipt	0.00	2,328,901.73	
RXFR	Transfer (Regular)	12,021,500.78	11,513,879.04	
WARR	Warrants	1,562,448.33	0.00	
				216,048.40
FMF2200	Fed-Ft Chaffee Salary	50,498.97		
RCPT	Receipt	0.00	58,717.48	
RXFR	Transfer (Regular)	3,994,471.01	4,420,580.11	
WARR	Warrants	505,660.06	0.00	
				71,332.45
FMF2300	Fed-Ft Chaffee Exp	1,056,638.69		
RCPT	Receipt	0.00	6,823,905.51	
RXFR	Transfer (Regular)	0.00	4,421,799.34	
WARR	Warrants	10,881,972.44	0.00	
				692,906.28
FMFHOLD	FEDERAL HOLDING ACCOUN'	-3,355,311.03		
RCPT	Receipt	0.00	29,327,120.00	
RXFR	Transfer (Regular)	29,185,152.50	433,038.54	
				-3,930,317.07
FMG0100	OMIG-Fed (0035)	-3,690.49		
RXFR	Transfer (Regular)	1,151,742.33	1,349,937.03	
WARR	Warrants	195,897.43	0.00	
				-5,987.76
FNA2300	DOL OSHA Fed Grant 03	-200,654.02		
RCPT	Receipt	0.00	925,207.00	
RXFR	Transfer (Regular)	769,567.00	155.01	
WARR	Warrants	251,981.12	0.00	
				-104,467.91
FNA3300	ADL MSHA Fed 03	-27,588.42		
RCPT	Receipt	0.00	68,621.00	
RXFR	Transfer (Regular)	57,095.21	1,925.05	
WARR	Warrants	38,018.08	0.00	
				-3,021.18
FNA4300	ADL BLS Fed 03	-24,038.34		
RCPT	Receipt	0.00	80,660.00	
RXFR	Transfer (Regular)	45,091.94	0.00	
WARR	Warrants	27,530.96	0.00	
				-32,075.44
FNM0900	Moving Ahead Act 285 14 S5	-34.24		
RXFR	Transfer (Regular)	34.24	0.00	
				0.00
FPC0300	OPC-JohnRJusticeGrPrg (0021	-700.00		
RADJ	Receipt Adjustment	71,509.00	71,509.00	
RCPT	Receipt	0.00	76,541.00	
RXFR	Transfer (Regular)	1,400.00	700.00	
WARR	Warrants	76,191.00	0.00	
				-350.00
FPF1600	AR Drug Crt Cap Bldg Prj (048	-3,279.60		
RCPT	Receipt	0.00	37,030.75	
RXFR	Transfer (Regular)	31,526.45	3,780.00	
WARR	Warrants	7,914.00	0.00	

Fund Transaction by Type

Start Date:7/1/17 End Date:6/29/18

Fund	Fund Description	Beginning Balance			Ending Balance
Type	Type Description	Debits	Credits		
					-4,649.90
FPT0100	PT-SCORP Oprs	-339,331.70			
RCPT	Receipt	0.00	16,977.96		
RXFR	Transfer (Regular)	474.96	283.48		
WARR	Warrants	65,786.17	0.00		
					-290,332.01
FPT0200	PT-SCORP Grnts	-41.16			
RCPT	Receipt	0.00	825,000.00		
WARR	Warrants	825,000.00	0.00		
					-41.16
FSA1719	DAH-FSA FED DIGITIZAT PRC	0.00			
RCPT	Receipt	0.00	86,700.72		
RXFR	Transfer (Regular)	6,836.99	0.00		
WARR	Warrants	17,408.95	0.00		
					-62,454.78
FSC1000	NRCS CONV TECH ASST (045)	-34,545.70			
RADJ	Receipt Adjustment	2,230.29	2,230.29		
RCPT	Receipt	0.00	326,097.23		
RXFR	Transfer (Regular)	80,126.08	0.00		
WARR	Warrants	245,242.68	0.00		
					-35,274.17
FSC1700	SW-Non Point Grnts Ind-(455)	-66,923.30			
RXFR	Transfer (Regular)	346,786.21	458,166.76		
WARR	Warrants	81,479.44	0.00		
					-96,824.41
FSC2015	ANRC DAM SAFETY -SDSG15	-4,302.63			
RXFR	Transfer (Regular)	4,302.63	0.00		
					0.00
FSC2016	ANRC Dam Safety-SDSG16 (04	-70,670.38			
RCPT	Receipt	0.00	73,954.12		
RXFR	Transfer (Regular)	144,098.88	60,680.00		
WARR	Warrants	61,205.62	0.00		
					0.00
FSC2017	ANRC Dam Safety (0455)	0.00			
RCPT	Receipt	0.00	55,608.14		
RXFR	Transfer (Regular)	55,880.26	135,708.72		
WARR	Warrants	9,366.78	0.00		
					-126,069.82
FSC3313	ANRC NP Source Poll Contrl 2	-600.00			
RCPT	Receipt	0.00	171,864.00		
WARR	Warrants	172,164.00	0.00		
					-300.00
FSC3314	ANRC Nonpoint (0455)	-7,133.73			
RCPT	Receipt	0.00	654,474.71		
RXFR	Transfer (Regular)	401,450.90	10,000.00		
WARR	Warrants	265,848.64	0.00		
					-4,308.90
FSC3315	ANRC NP SOURCE POLL CON	0.00			
RCPT	Receipt	0.00	632,256.29		
WARR	Warrants	627,083.29	0.00		
					-5,173.00

Fund Transaction by Type

Start Date:7/1/17 End Date:6/29/18

Fund	Fund Description	Beginning Balance	Ending Balance
Type	Type Description	Debits	Credits
FSC3316	ANRC NP SOURCE POLL CON	-9,390.00	
RCPT	Receipt	0.00	880,078.09
WARR	Warrants	885,296.99	0.00
			-4,171.10
FSC3317	ANRC NP Source Poll Cont 20	0.00	
RCPT	Receipt	0.00	508,880.37
WARR	Warrants	500,397.78	0.00
			-8,482.59
FSC4017	ANRC FEMACAPPSEE-17	-177,797.38	
RCPT	Receipt	0.00	266,167.81
RXFR	Transfer (Regular)	382,349.31	0.00
WARR	Warrants	52,171.98	0.00
			-9,443.90
FSC4018	ANRC FEMACAPPSEE-18 (045	0.00	
RXFR	Transfer (Regular)	66,062.42	275,000.00
WARR	Warrants	25,580.69	0.00
			-183,356.89
FSC4030	ANRC FEMA CTP (0455)	-201,019.89	
RCPT	Receipt	0.00	861,435.38
RXFR	Transfer (Regular)	4,937.84	0.00
WARR	Warrants	710,599.06	0.00
			-346,918.37
FSC4031	ANRC Flood Mgmt Assist (045	-22,227.46	
RCPT	Receipt	0.00	3,240.61
RXFR	Transfer (Regular)	22,309.13	48.36
WARR	Warrants	3,207.30	0.00
			0.00
FSC4032	ANRC FLOOD MGT ASST FY1:	-33,937.24	
RCPT	Receipt	0.00	61,677.48
RXFR	Transfer (Regular)	48.36	0.00
WARR	Warrants	61,429.79	0.00
			-34,136.57
FSC4033	ANRC FLOOD MGMT ASST FY	-66,682.91	
RCPT	Receipt	0.00	20,214.85
WARR	Warrants	18,092.68	0.00
			-68,805.08
FSC4034	ANRC Flood Mgmt Asst FY17(-41,005.42	
RCPT	Receipt	0.00	12,084.20
RXFR	Transfer (Regular)	0.00	4,937.84
WARR	Warrants	42,900.86	0.00
			-15,126.60
FSC5017	ANRC Dam Statewide Impact /	0.00	
RXFR	Transfer (Regular)	0.00	49,496.63
WARR	Warrants	23,750.00	0.00
			-25,746.63
FSC5M00	Clean Water Grant FY10 (0455]	-339,793.86	
RCPT	Receipt	0.00	825,000.00
RXFR	Transfer (Regular)	708,894.66	0.00
WARR	Warrants	190,598.08	0.00
			-265,301.12
FSC7812	ANRC Wetland Grant HGM	-4,774.66	

Fund Transaction by Type

Start Date:7/1/17 End Date:6/29/18

Fund	Fund Description	Beginning Balance	Ending Balance	
Type	Type Description	Debits	Credits	
RXFR	Transfer (Regular)	4,774.66	0.00	0.00
FSD0100	Dis Determination-Oprs	-614,275.70		
RCPT	Receipt	0.00	45,487,775.97	
RXFR	Transfer (Regular)	27,410,299.98	1,258.19	
WARR	Warrants	16,814,220.64	0.00	
				-1,878,789.24
FSK3300	Spinal Cord-CAPPS 4th Yr	-43,544.16		
RCPT	Receipt	0.00	2,357.99	
WARR	Warrants	2,922.48	0.00	
				-42,979.67
FSS0100	Sos Fed Hava Title I (0063)	0.00		
RCPT	Receipt	0.00	4,475,015.00	
				-4,475,015.00
FSS0800	2008 HAVA TITLE III (0063)	-0.01		
RXFR	Transfer (Regular)	0.01	0.00	
				0.00
FSS0900	2009 HAVA TITLS III (0063)	-0.37		
RXFR	Transfer (Regular)	0.37	0.00	
				0.00
FSS1000	2010 HAVA Title III EAC (0063)	-0.36		
RXFR	Transfer (Regular)	0.36	0.00	
				0.00
FST0201	AEDC-S/T Ex Ntwk Fed (790)	-84,455.38		
RCPT	Receipt	0.00	896,513.25	
RXFR	Transfer (Regular)	356,507.16	10,294.11	
WARR	Warrants	500,700.40	0.00	
				-134,055.18
FST0601	AEDC-S/T EPSCoR RII (790)	-118,295.93		
RCPT	Receipt	0.00	339,022.46	
WARR	Warrants	457,293.80	0.00	
				-24.59
FST0700	EPSCOR Ark Asset Initiative II	-491,310.05		
RCPT	Receipt	0.00	3,984,913.22	
RXFR	Transfer (Regular)	243,509.15	0.00	
WARR	Warrants	3,744,251.39	0.00	
				-488,462.73
FST0701	EPSCoR ASSET III, Track (790)	-65,165.45		
RCPT	Receipt	0.00	13,250.35	
RXFR	Transfer (Regular)	20,061.71	0.00	
WARR	Warrants	1,087.90	0.00	
				-57,266.19
FTC7300	Crowley's Ridge TI-Fed-ABE	-313.58		
RXFR	Transfer (Regular)	56,004.48	98,040.90	
WARR	Warrants	5,805.10	0.00	
				-36,544.90
FTN7300	Northwest TI-Fed ABE	-25,918.24		
RXFR	Transfer (Regular)	228,069.99	243,309.64	
WARR	Warrants	19,163.18	0.00	
				-21,994.71

Fund Transaction by Type

Start Date:7/1/17 End Date:6/29/18

Fund	Fund Description	Beginning Balance		Ending Balance
Type	Type Description	Debits	Credits	
FVD0000	Victimes Justice Assistance	-122,594.81		
RADJ	Receipt Adjustment	43,065.48	0.00	
RCPT	Receipt	0.00	12,801,513.88	
RXFR	Transfer (Regular)	1,108,664.81	315,269.96	
WARR	Warrants	12,000,440.90	0.00	
				-87,207.46
FVV0700	CAVH-St Vet Home Cons (038)	0.00		
RCPT	Receipt	0.00	1,171,802.97	
RXFR	Transfer (Regular)	2,511,909.74	1,340,106.77	
				0.00
FWF0000	Dept of Human Svcs-Federal	-2,222,462.05		
RCPT	Receipt	0.00	82,579,064.63	
RXFR	Transfer (Regular)	69,300,003.00	0.00	
				-15,501,523.68
FWF0100	Dept Of Human Svcs-Hldg Acc	-9,386,375.19		
RCPT	Receipt	0.00	1,053,047.00	
RXFR	Transfer (Regular)	3,880,487.05	890,570.21	
				-7,449,505.35
FWF0200	Dept of Human Svcs-DYS Grnt	-21,669.23		
RCPT	Receipt	0.00	2,798,704.93	
RXFR	Transfer (Regular)	990,548.14	101,550.48	
WARR	Warrants	1,915,186.37	0.00	
				-16,190.13
FWF2100	County Oprs-Homeless	-311,547.00		
RCPT	Receipt	0.00	1,494,356.88	
WARR	Warrants	1,631,020.49	0.00	
				-174,883.39
FWF2900	County Oprs-Emerg Food	-36,724.52		
RCPT	Receipt	0.00	1,017,185.35	
WARR	Warrants	961,646.49	0.00	
				-92,263.38
FWF3000	DHS-DCCECE-Sp Nutrition Prg	-41,975.47		
COFF	Checks Charged Off	1,950.00	0.00	
RCPT	Receipt	0.00	60,560,074.05	
WARR	Warrants	60,569,793.08	0.00	
				-30,306.44
FWF3400	County Oprs-Emerg Assist	-240,971.74		
RCPT	Receipt	0.00	27,000,314.52	
RXFR	Transfer (Regular)	2,852,726.10	32,856.42	
WARR	Warrants	24,416,806.74	0.00	
				-4,609.84
FWF4400	County Oprs-Vietnamese Refg	-107,004.61		
RCPT	Receipt	0.00	15,200.75	
RXFR	Transfer (Regular)	502.00	0.00	
WARR	Warrants	8,505.00	0.00	
				-113,198.36
FWF5400	DHS-Crippled Children	-236,295.61		
RXFR	Transfer (Regular)	0.00	465,667.94	
WARR	Warrants	542,181.42	0.00	
				-159,782.13
FWF6900	DHS-DCCECE-Childhood Gar	-2,152,207.34		

Fund Transaction by Type

Start Date:7/1/17 End Date:6/29/18

Fund	Fund Description	Beginning Balance		Ending Balance
Type	Type Description	Debits	Credits	
RCPT	Receipt	0.00	16,656,548.55	
RXFR	Transfer (Regular)	0.00	130.90	
WARR	Warrants	18,056,812.43	0.00	
				-752,074.36
FWS0000	Fed Grants Workforce Svs (08			0.00
RCPT	Receipt	0.00	1,298,061.62	
RXFR	Transfer (Regular)	250.00	0.00	
WARR	Warrants	1,297,811.62	0.00	
				0.00
FYP0000	Dept of Envir Quality-Fed			-613,361.11
RADJ	Receipt Adjustment	7,861.72	0.00	
RCPT	Receipt	0.00	7,048,716.02	
RXFR	Transfer (Regular)	4,954,740.34	226,453.73	
WARR	Warrants	2,146,225.66	0.00	
				-779,703.14
FYP0300	DEQ Sep Federal Plan (930)			0.00
RCPT	Receipt	0.00	231,978.88	
RXFR	Transfer (Regular)	280,093.64	418,180.12	
WARR	Warrants	196,475.76	0.00	
				-173,589.60
FYP0400	Weatherization Program			0.00
RADJ	Receipt Adjustment	0.00	7,861.72	
RCPT	Receipt	0.00	1,597,200.97	
RXFR	Transfer (Regular)	139,615.39	57,979.36	
WARR	Warrants	1,334,249.23	0.00	
				-189,177.43
FYP0500	Low Inc Home Eng Asst			0.00
RXFR	Transfer (Regular)	146,555.91	2,877,582.14	
WARR	Warrants	2,722,052.15	0.00	
				-8,974.08
GAD0000	General Rev Allotment Reserv			-176,337,781.03
RXFR	Transfer (Regular)	188,730,200.72	30,614,203.22	
				-18,221,783.53
GADHOLD	GR Allot Reserve Set Aside			0.00
RXFR	Transfer (Regular)	11,482,366.67	11,547,213.63	
				-64,846.96
GPR0100	AR Real Property Reappraisal			0.00
RXFR	Transfer (Regular)	0.00	14,550,818.86	
WARR	Warrants	14,550,818.52	0.00	
				-0.34
HAD0000	AR Agriculture Dept §19-5-302			0.00
AXFR	Advance Transfer	0.00	11,867,139.27	
GDIS	Distribution (General Fund)	0.00	5,421,323.94	
RXFR	Transfer (Regular)	20,008,036.62	3,036,815.62	
				-317,242.21
HAD0100	AAD ALPC §19-5-302(14)			-17,980.99
RXFR	Transfer (Regular)	3,065,008.12	3,691,499.00	
WARR	Warrants	546,727.85	0.00	
				-97,744.02
HAD0200	AAD AFC §19-5-302(14)			-38,243.14
RCPT	Receipt	0.00	2,289.29	

Fund Transaction by Type

Start Date:7/1/17 End Date:6/29/18

Fund	Fund Description	Beginning Balance		Ending Balance
Type	Type Description	Debits	Credits	
RXFR	Transfer (Regular)	6,493,764.59	9,426,018.77	
WARR	Warrants	2,745,460.37	0.00	
				-227,326.24
HAD0300	AAD PB §19-5-302(14)	-56,138.01		
RADJ	Receipt Adjustment	50.00	849.32	
RCPT	Receipt	0.00	1,768.24	
RXFR	Transfer (Regular)	1,945,698.46	2,562,584.62	
WARR	Warrants	598,917.89	0.00	
				-76,673.84
HAD0400	AAD Secretary Office (0400)	-4,750.91		
RXFR	Transfer (Regular)	116,512.19	116,253.98	
WARR	Warrants	4,445.46	0.00	
				-47.24
HCA0000	ADC Inmate Care/Custody	-2,220,866.00		
AXFR	Advance Transfer	0.00	236,875,215.75	
GDIS	Distribution (General Fund)	0.00	114,463,216.35	
RXFR	Transfer (Regular)	412,687,594.22	60,820,598.22	
				-1,692,302.10
HCA0100	ADC Inmate Care/Custody	-6,185,078.60		
RCPT	Receipt	0.00	693,396.33	
RXFR	Transfer (Regular)	197,759,804.21	350,504,934.80	
WARR	Warrants	151,024,008.35	0.00	
				-8,599,597.17
HCP0000	Dept Community Correction	0.00		
AXFR	Advance Transfer	0.00	55,595,567.68	
GDIS	Distribution (General Fund)	0.00	32,131,220.94	
RXFR	Transfer (Regular)	98,008,690.24	11,735,298.24	
				-1,453,396.62
HCP0100	Dept Community Correction	-595,854.52		
FORG	Forgery	0.00	609.92	
RCPT	Receipt	0.00	712,858.87	
RXFR	Transfer (Regular)	61,172,924.54	91,389,023.07	
WARR	Warrants	29,787,356.69	0.00	
				-1,738,065.15
HCP0400	Public Safety Plan GIF19-5-302	-3,952,841.72		
RXFR	Transfer (Regular)	3,936,298.74	293.62	
WARR	Warrants	15,866.34	0.00	
				-970.26
HCPHOLD	Drug Ct Franklin Cty Rainy Da	0.00		
RXFR	Transfer (Regular)	0.00	203,372.00	
				-203,372.00
HEG0000	Higher Education Grants	-12,459,690.44		
AXFR	Advance Transfer	0.00	3,190,715.88	
GDIS	Distribution (General Fund)	0.00	36,826,750.12	
RXFR	Transfer (Regular)	53,546,250.00	14,505,811.20	
				-13,436,717.64
HEG0100	HE Dentistry Scholarships	-280.66		
RCPT	Receipt	0.00	27,000.00	
RXFR	Transfer (Regular)	0.00	3,385,500.00	
WARR	Warrants	3,412,450.00	0.00	
				-330.66

Fund Transaction by Type

Start Date:7/1/17 End Date:6/29/18

Fund	Fund Description	Beginning Balance		Ending Balance
Type	Type Description	Debits	Credits	
HEG0101	HE Dental Loans	-205,855.25		
RCPT	Receipt	0.00	113,452.82	
				-319,308.07
HEG0300	HE Optometry Scholarships	-400.00		
RXFR	Transfer (Regular)	0.00	601,000.00	
WARR	Warrants	601,200.00	0.00	
				-200.00
HEG0400	HE Veterinary Scholarships	-370.00		
RXFR	Transfer (Regular)	0.00	1,346,000.00	
WARR	Warrants	1,345,478.40	0.00	
				-891.60
HEG0600	HE Chiropractic Scholarship	-3,374.00		
RXFR	Transfer (Regular)	0.00	113,000.00	
WARR	Warrants	116,246.00	0.00	
				-128.00
HEG0700	HE Podiatry Scholarships	-3,350.00		
RXFR	Transfer (Regular)	0.00	35,000.00	
WARR	Warrants	38,100.00	0.00	
				-250.00
HEG0800	HE Osteopathy Scholarships	-50.00		
RXFR	Transfer (Regular)	0.00	10,000.00	
WARR	Warrants	10,000.00	0.00	
				-50.00
HEG1000	ADHE-AR Future (0700)	0.00		
RCPT	Receipt	0.00	23,803.50	
RXFR	Transfer (Regular)	0.00	453,000.00	
WARR	Warrants	472,775.56	0.00	
				-4,027.94
HEG7022	HE Teacher Retraining	-136,958.04		
RCPT	Receipt	0.00	14,034.34	
RXFR	Transfer (Regular)	0.00	1,872,500.00	
WARR	Warrants	1,181,495.84	0.00	
				-841,996.54
HEG7024	HE National Guard Tuition	-7,091.52		
RCPT	Receipt	0.00	9,341.00	
RXFR	Transfer (Regular)	0.00	774,000.00	
WARR	Warrants	663,291.74	0.00	
				-127,140.78
HEG7025	HE Tuition Adjustment	0.00		
RXFR	Transfer (Regular)	350,000.00	350,000.00	
				0.00
HEG7026	High Ed-Math Sci Ln Tcher-(70	-42,426.97		
RCPT	Receipt	0.00	2,781.85	
				-45,208.82
HEG7028	HE Junior/Senior Minority	-39,253.08		
RCPT	Receipt	0.00	13,630.57	
				-52,883.65
HEG7029	HE AR Geo Minority Teacher	-4,012.37		
RXFR	Transfer (Regular)	0.00	99,000.00	
WARR	Warrants	102,750.00	0.00	

Fund Transaction by Type

Start Date:7/1/17 End Date:6/29/18

Fund	Fund Description	Beginning Balance	Ending Balance	
Type	Type Description	Debits	Credits	
				-262.37
HEG7030	HE POW/MIA Depend Scholar	-3,850.53		
RCPT	Receipt	0.00	842.00	
RXFR	Transfer (Regular)	0.00	1,011,250.00	
WARR	Warrants	1,013,462.55	0.00	
				-2,479.98
HEG7032	He-Sreb Minority Doctoral Sch	0.00		
RXFR	Transfer (Regular)	0.00	175,000.00	
WARR	Warrants	175,000.00	0.00	
				0.00
HEG7033	HE Minority Masters Scholar	-33,919.07		
RCPT	Receipt	0.00	2,817.33	
				-36,736.40
HEG7034	HE Dependents Law Enf 19-5-3	-698.02		
RCPT	Receipt	0.00	81.00	
RXFR	Transfer (Regular)	0.00	339,250.00	
WARR	Warrants	329,689.35	0.00	
				-10,339.67
HEG7036	HE Academic Challenge	-1,208.59		
RXFR	Transfer (Regular)	0.00	20,000,000.00	
WARR	Warrants	20,000,000.00	0.00	
				-1,208.59
HEG7037	HE Governors Scholar Prog	-7,273.73		
RCPT	Receipt	0.00	3,324.50	
RXFR	Transfer (Regular)	0.00	17,714,000.00	
WARR	Warrants	17,721,069.64	0.00	
				-3,528.59
HEG7038	HE Workforce Improvement	-2,869.52		
RCPT	Receipt	0.00	53,212.80	
				-56,082.32
HEG7039	ADHE Targeted Teacher Dev (1	-245,852.76		
RCPT	Receipt	0.00	58,565.93	
				-304,418.69
HEG7040	HE SURF § 19-5-302(11)	-26,289.27		
RCPT	Receipt	0.00	29,934.00	
RXFR	Transfer (Regular)	0.00	120,000.00	
WARR	Warrants	148,934.99	0.00	
				-27,288.28
HEG7042	HE Opportunities 19-5-302 (11)	-6,810.69		
RCPT	Receipt	0.00	9,710.34	
RXFR	Transfer (Regular)	0.00	3,446,000.00	
WARR	Warrants	3,458,613.00	0.00	
				-3,908.03
HEG7043	Washington Ctr Scholar19-5-3	0.00		
RXFR	Transfer (Regular)	0.00	92,000.00	
WARR	Warrants	89,000.00	0.00	
				-3,000.00
HEG7044	ADHE WEB BASED APP (0700	-1,596.21		
RXFR	Transfer (Regular)	0.00	71,000.00	
WARR	Warrants	13,240.50	0.00	

Fund Transaction by Type

Start Date:7/1/17 End Date:6/29/18

Fund	Fund Description	Beginning Balance	Ending Balance
Type	Type Description	Debits	Credits
			-59,355.71
HEG7045	Single Parent Schol 1116/09	0.00	
RXFR	Transfer (Regular)	0.00	175,000.00
WARR	Warrants	175,000.00	0.00
			0.00
HEG7047	Scholarship Adm 1116/09	-298,462.15	
RCPT	Receipt	0.00	441,313.58
RXFR	Transfer (Regular)	293,177.52	0.00
WARR	Warrants	33,550.37	0.00
			-413,047.84
HEG7048	ADHE-State Teacher ED (0700)	-432,841.33	
RCPT	Receipt	0.00	50,688.33
RXFR	Transfer (Regular)	0.00	1,286,750.00
WARR	Warrants	486,243.00	0.00
			-1,284,036.66
HGA0000	Parks & Tourism	0.00	
AXFR	Advance Transfer	0.00	13,581,471.40
GDIS	Distribution (General Fund)	0.00	7,795,363.22
RXFR	Transfer (Regular)	23,754,032.85	3,328,924.85
			-951,726.62
HGA0100	Parks & Tourism	-60,719.94	
RCPT	Receipt	0.00	1,630.62
RXFR	Transfer (Regular)	18,002,835.95	20,855,036.03
WARR	Warrants	2,494,076.29	0.00
			-420,474.35
HGA0200	Parks & Tourism History Comi	-787.98	
RXFR	Transfer (Regular)	787.98	0.00
			0.00
HMA0000	Dept Environmental Quality	-349,685.76	
AXFR	Advance Transfer	0.00	2,352,694.54
GDIS	Distribution (General Fund)	0.00	1,942,918.67
RXFR	Transfer (Regular)	5,220,956.76	892,900.00
			-317,242.21
HMA0100	Dept Environmental Quality	-75,779.01	
RCPT	Receipt	0.00	51,697.77
RXFR	Transfer (Regular)	3,824,456.97	5,107,083.55
WARR	Warrants	704,894.94	0.00
			-705,208.42
HMA0200	ADEQ OIL & GAS	-630,918.47	
RXFR	Transfer (Regular)	241,614.26	409,614.12
WARR	Warrants	34,784.28	0.00
			-764,134.05
HMA0300	Dept Envir Quality 19-5-302(4)	0.00	
RXFR	Transfer (Regular)	166,418.03	183,155.44
WARR	Warrants	922.34	0.00
			-15,815.07
HMD0000	State Military Dept	0.00	
AXFR	Advance Transfer	280,000.00	6,543,323.35
GDIS	Distribution (General Fund)	0.00	3,046,781.65
RXFR	Transfer (Regular)	11,442,551.51	2,132,446.51
			0.00

Fund Transaction by Type

Start Date:7/1/17 End Date:6/29/18

Fund	Fund Description	Beginning Balance		Ending Balance
Type	Type Description	Debits	Credits	
HMD0100	State Military Dept	-312,439.89		
RCPT	Receipt	0.00	172,916.68	
RXFR	Transfer (Regular)	3,401,641.69	6,207,901.18	
WARR	Warrants	3,106,100.68	0.00	
				-185,515.38
HMD0200	State Military Dept CSTP	-13,726.05		
RXFR	Transfer (Regular)	2,009,599.21	2,880,938.71	
WARR	Warrants	851,182.55	0.00	
				-33,883.00
HMD0300	State Military Dept YCP	-58,851.27		
RCPT	Receipt	0.00	7,541.33	
RXFR	Transfer (Regular)	501,003.13	825,245.34	
WARR	Warrants	364,369.27	0.00	
				-26,265.54
HMD0400	State Military Dept NGCallup	-18,383.14		
RCPT	Receipt	0.00	1,368,495.76	
RXFR	Transfer (Regular)	2,899,190.12	2,200,237.72	
WARR	Warrants	684,849.47	0.00	
				-3,077.03
HOA0000	Dept Economic Development	-820,410.00		
AXFR	Advance Transfer	0.00	1,178,641.82	
GDIS	Distribution (General Fund)	0.00	10,075,390.28	
RXFR	Transfer (Regular)	14,612,075.22	2,696,254.22	
				-158,621.10
HOA0100	Dept Economic Development	-3,815,411.08		
RCPT	Receipt	0.00	24,113.67	
RXFR	Transfer (Regular)	10,478,700.18	13,991,453.85	
WARR	Warrants	5,077,987.95	0.00	
				-2,274,290.47
HOA0101	AEDC -Bus. Industry Trng Pro:	0.00		
RXFR	Transfer (Regular)	1,041,929.00	1,541,730.48	
WARR	Warrants	387,812.06	0.00	
				-111,989.42
HOA0102	AEDC - Military Affairs Grant	0.00		
RXFR	Transfer (Regular)	0.00	447,815.00	
WARR	Warrants	447,812.75	0.00	
				-2.25
HQA0000	Higher Education	-1,093,880.00		
AXFR	Advance Transfer	0.00	908,891.91	
GDIS	Distribution (General Fund)	0.00	10,490,290.09	
RXFR	Transfer (Regular)	11,662,088.75	77,918.66	
				-908,891.91
HQA0100	Higher Education	-628,184.11		
RCPT	Receipt	0.00	1,536.73	
RXFR	Transfer (Regular)	8,552,088.31	10,990,992.59	
WARR	Warrants	1,161,115.41	0.00	
				-1,907,509.71
HQA0300	HE Recruitment Coordinator	-13.96		
RXFR	Transfer (Regular)	74,184.79	77,013.96	
WARR	Warrants	558.70	0.00	
				-2,284.43

Fund Transaction by Type

Start Date:7/1/17 End Date:6/29/18

Fund	Fund Description	Beginning Balance		Ending Balance
Type	Type Description	Debits	Credits	
HQA0400	ADHE NonRevenue (0700)	-1,613,468.38		
RCPT	Receipt	0.00	112,493.00	
RXFR	Transfer (Regular)	524,398.19	524,398.19	
WARR	Warrants	24,398.19	0.00	
				-1,701,563.19
HRA0000	Dept AR Heritage	0.00		
AXFR	Advance Transfer	800,000.00	6,375,885.55	
GDIS	Distribution (General Fund)	0.00	2,639,614.55	
RXFR	Transfer (Regular)	8,440,472.31	1,105,426.13	
				-880,453.92
HRA0101	DAH Central	-505,986.15		
RCPT	Receipt	0.00	698.09	
RXFR	Transfer (Regular)	5,866,397.43	6,157,145.11	
SDIS	Distribution (Special Fund)	0.00	531.63	
SPEC	Special Reversing Entry	540.00	0.00	
WARR	Warrants	791,568.72	0.00	
				-5,854.83
HRA0210	DAH AAC Gen Rev (0865)	-41,851.17		
RCPT	Receipt	0.00	495.00	
RXFR	Transfer (Regular)	21,239.47	192,822.73	
WARR	Warrants	198,320.85	0.00	
				-15,608.58
HRA0310	DAH Old State House (0865)	-17,247.22		
RXFR	Transfer (Regular)	25,245.63	109,275.30	
WARR	Warrants	100,698.64	0.00	
				-578.25
HRA0410	DAH Natural Heritage (0865)	-2,396.86		
RXFR	Transfer (Regular)	1,194.51	62,485.00	
WARR	Warrants	63,638.57	0.00	
				-48.78
HRA0430	DAH-NHC Gas Royal (0865)	-731,723.34		
RCPT	Receipt	0.00	223,576.76	
SDIS	Distribution (Special Fund)	0.00	201,638.99	
SPEC	Special Reversing Entry	223,576.76	0.00	
WARR	Warrants	125,406.22	0.00	
				-807,956.11
HRA0510	DAH AR Terr Capital (0865)	-6,572.58		
RXFR	Transfer (Regular)	7,839.83	68,582.94	
WARR	Warrants	67,315.69	0.00	
				0.00
HRA0610	State Archives GR 19-5-302	-25,979.91		
RCPT	Receipt	0.00	83.75	
RXFR	Transfer (Regular)	6,613.84	559,939.86	
WARR	Warrants	573,476.58	0.00	
				-5,913.10
HRA0810	DAH Delta Cultural (0865)	-12,219.98		
RXFR	Transfer (Regular)	16,819.81	107,001.52	
WARR	Warrants	98,792.59	0.00	
				-3,609.10
HRA0901	DAH Mosaic Templar Cultural	-500.00		
RXFR	Transfer (Regular)	500.00	0.00	

Fund Transaction by Type

Start Date:7/1/17 End Date:6/29/18

Fund	Fund Description	Beginning Balance		Ending Balance
Type	Type Description	Debits	Credits	
				0.00
HRA0910	DAH Mosaic Templars (0865)			-4,711.08
RXFR	Transfer (Regular)	8,757.33	158,004.75	
WARR	Warrants	153,240.05	0.00	
				-718.45
HSA0000	Department of Labor			0.00
AXFR	Advance Transfer	0.00	2,144,342.91	
GDIS	Distribution (General Fund)	0.00	1,083,212.09	
RXFR	Transfer (Regular)	3,520,635.77	293,080.77	
				0.00
HSA0100	Department of Labor			-148,598.42
RCPT	Receipt	0.00	4,377.79	
RXFR	Transfer (Regular)	2,782,509.17	3,584,583.52	
WARR	Warrants	793,745.88	0.00	
				-161,304.68
HSC0000	State Central Services			-45,510,996.83
CTAX	Claims & Taxes	66,449.39	1,439.53	
DXFR	Transfer (Deduction)	0.00	177,127,308.17	
RADJ	Receipt Adjustment	146,816.11	349,441.41	
RCPT	Receipt	0.00	23,392,606.72	
RXFR	Transfer (Regular)	279,726,866.08	69,409,377.75	
SDIS	Distribution (Special Fund)	0.00	11,210,042.48	
SPEC	Special Reversing Entry	20,589,175.13	199,567.50	
				-26,671,473.68
HSC0200	State Central Services House			-189,001.63
RCPT	Receipt	0.00	310.00	
RXFR	Transfer (Regular)	2,196,610.54	2,705,776.25	
WARR	Warrants	184,721.64	0.00	
				-513,755.70
HSC0500	State Central Svcs Senate			-261,739.74
RCPT	Receipt	0.00	30.00	
RXFR	Transfer (Regular)	1,470,374.17	2,101,877.50	
WARR	Warrants	431,180.71	0.00	
				-462,092.36
HSC0900	St Cent Serv-Legislative Audit			-4,419,439.32
RADJ	Receipt Adjustment	139,200.00	139,200.00	
RCPT	Receipt	0.00	1,690,224.28	
RXFR	Transfer (Regular)	29,865,068.24	32,777,664.14	
WARR	Warrants	3,619,543.91	0.00	
				-5,402,715.59
HSC1100	State Central Svcs Leg Council			-620,078.70
RCPT	Receipt	0.00	1,212.18	
RXFR	Transfer (Regular)	9,563,616.11	12,047,914.54	
WARR	Warrants	2,862,797.57	0.00	
				-242,791.74
HSC1200	State Central Svcs Leg Council			-510,625.28
RCPT	Receipt	0.00	1,687.68	
RXFR	Transfer (Regular)	45,040.00	1,037,383.22	
WARR	Warrants	1,214,405.81	0.00	
				-290,250.37
HSC1400	State Ctl Svc Gov Mansion Co			-102,711.77

Fund Transaction by Type

Start Date:7/1/17 End Date:6/29/18

Fund	Fund Description	Beginning Balance		Ending Balance
Type	Type Description	Debits	Credits	
RCPT	Receipt	0.00	25,133.71	
RXFR	Transfer (Regular)	656,354.78	1,205,321.88	
WARR	Warrants	527,933.96	0.00	
				-148,878.62
HSC1800	State Central Svcs Appeals	-193,311.78		
RCPT	Receipt	0.00	1,479.83	
RXFR	Transfer (Regular)	3,356,698.52	4,200,000.00	
WARR	Warrants	745,809.15	0.00	
				-292,283.94
HSC2300	AOC Judicial	-840,745.03		
RCPT	Receipt	0.00	116,548.70	
RXFR	Transfer (Regular)	7,251,354.18	18,503,992.46	
WARR	Warrants	11,491,347.58	0.00	
				-718,584.43
HSC2800	Prosecuting Coordinator	-19,782.06		
RCPT	Receipt	0.00	48.17	
RXFR	Transfer (Regular)	870,216.82	1,078,124.00	
WARR	Warrants	185,501.44	0.00	
				-42,235.97
HSC3001	DFA Revenue Division Operati	-1,378,287.08		
CTAX	Claims & Taxes	69.30	0.00	
RADJ	Receipt Adjustment	856.02	466.02	
RCPT	Receipt	0.00	676,076.31	
RXFR	Transfer (Regular)	59,345,803.94	91,101,500.14	
SDIS	Distribution (Special Fund)	0.00	7,090,338.56	
SPEC	Special Reversing Entry	8,035,813.61	69.30	
WARR	Warrants	29,970,131.09	0.00	
				-2,894,063.45
HSC3200	AR Supreme Court	-287,347.63		
RCPT	Receipt	0.00	3,686.20	
RXFR	Transfer (Regular)	3,392,475.99	5,001,114.06	
WARR	Warrants	1,683,688.33	0.00	
				-215,983.57
HSC3400	St Centl Serv-Gov Office-(034)	-215,836.76		
RCPT	Receipt	0.00	3,033.35	
RXFR	Transfer (Regular)	4,086,149.46	4,853,734.47	
WARR	Warrants	668,991.57	0.00	
				-317,463.55
HSC3600	Claims Commission	-14,252.14		
RXFR	Transfer (Regular)	417,925.12	579,960.00	
WARR	Warrants	136,154.62	0.00	
				-40,132.40
HSC3701	PDC Trial Officers	-125,359.06		
RCPT	Receipt	0.00	142.80	
RXFR	Transfer (Regular)	18,222,507.52	21,088,495.35	
WARR	Warrants	2,035,358.94	0.00	
				-956,130.75
HSC3702	PDC User Fees	-2,557,320.67		
RADJ	Receipt Adjustment	85.00	85.00	
RCPT	Receipt	0.00	2,656,404.72	
RXFR	Transfer (Regular)	1,300,290.33	527.50	

Fund Transaction by Type

Start Date:7/1/17 End Date:6/29/18

Fund	Fund Description	Beginning Balance		Ending Balance
Type	Type Description	Debits	Credits	
SDIS	Distribution (Special Fund)	0.00	1,593.98	
SPEC	Special Reversing Entry	1,815.00	85.00	
WARR	Warrants	1,064,756.22	0.00	
				-2,849,070.32
HSC3704	PDC Administration	-119,034.21		
RXFR	Transfer (Regular)	1,710,328.63	2,900,000.00	
WARR	Warrants	1,152,478.69	0.00	
				-156,226.89
HSC3705	PDC Juvenile Omnibudsmen	-16,207.76		
RXFR	Transfer (Regular)	48,861.85	92,524.00	
WARR	Warrants	5,103.08	0.00	
				-54,766.83
HSC5100	Lt Governors Office	-84,844.99		
RXFR	Transfer (Regular)	9.34	341,736.44	
WARR	Warrants	251,551.45	0.00	
				-175,020.64
HSC5300	Attorney General	-353,086.10		
RADJ	Receipt Adjustment	330.00	0.00	
RCPT	Receipt	0.00	80,620.92	
RXFR	Transfer (Regular)	11,478,802.20	15,075,520.52	
WARR	Warrants	3,666,219.58	0.00	
				-363,875.76
HSC5900	Auditor of the State	-424,511.35		
RCPT	Receipt	0.00	956.21	
RXFR	Transfer (Regular)	1,242.54	25,269,099.76	
WARR	Warrants	25,306,045.39	0.00	
				-387,279.39
HSC6000	Land Department	-335,548.76		
RXFR	Transfer (Regular)	191.52	2,825,000.00	
WARR	Warrants	2,856,060.18	0.00	
				-304,297.06
HSC6101	St Cent Serv-DFA Adm Svcs-(6	-546,352.62		
RCPT	Receipt	0.00	22,023.53	
RXFR	Transfer (Regular)	22,256,399.94	27,525,358.32	
WARR	Warrants	4,800,081.28	0.00	
				-1,037,253.25
HSC6102	DFA Management Services IT	-499,428.43		
RADJ	Receipt Adjustment	45.00	0.00	
RCPT	Receipt	0.00	76,929.02	
RXFR	Transfer (Regular)	0.00	27,511,010.75	
WARR	Warrants	25,771,009.47	0.00	
				-2,316,313.73
HSC6199	DFA MCF Balance Transfer	0.00		
RXFR	Transfer (Regular)	41,749,488.41	41,749,488.41	
				0.00
HSC6300	Secretary of the State	-1,896,503.98		
RADJ	Receipt Adjustment	0.00	90.00	
RCPT	Receipt	0.00	108,696.08	
RXFR	Transfer (Regular)	1,193.00	20,453,346.91	
SDIS	Distribution (Special Fund)	0.00	1,919.18	
SPEC	Special Reversing Entry	1,980.58	0.00	

Fund Transaction by Type

Start Date:7/1/17

End Date:6/29/18

Fund	Fund Description	Beginning Balance		Ending Balance
Type	Type Description	Debits	Credits	
WARR	Warrants	19,085,797.52	0.00	
				-3,371,585.05
HSC6900	Treasurer of the State	-399,360.14		
RCPT	Receipt	0.00	1,063.07	
RXFR	Transfer (Regular)	2,557,654.99	5,200,110.22	
WARR	Warrants	2,290,842.86	0.00	
				-752,035.58
HTD0100	Tax Division Fund-Oper	-1,614,056.52		
RCPT	Receipt	0.00	625.11	
RXFR	Transfer (Regular)	863,585.32	1,131,750.16	
WARR	Warrants	228,990.35	0.00	
				-1,653,856.12
HUA0000	Miscellaneous Agencies	-5,905,566.28		
AXFR	Advance Transfer	0.00	35,759,092.96	
GDIS	Distribution (General Fund)	0.00	27,583,510.16	
RXFR	Transfer (Regular)	64,978,534.05	3,907,073.56	
				-8,176,708.91
HUA0101	Council State Govts Dues	0.00		
RXFR	Transfer (Regular)	0.00	129,462.00	
WARR	Warrants	129,462.00	0.00	
				0.00
HUA0102	Natl Conf State Legislators	0.00		
RXFR	Transfer (Regular)	0.00	160,859.00	
WARR	Warrants	160,859.00	0.00	
				0.00
HUA0103	Nat'l Center State Courts	0.00		
RXFR	Transfer (Regular)	0.00	136,147.00	
WARR	Warrants	136,147.00	0.00	
				0.00
HUA0104	Nat'l Assoc Budget Officers	0.00		
RXFR	Transfer (Regular)	0.00	19,600.00	
WARR	Warrants	19,600.00	0.00	
				0.00
HUA0106	Nat'l Governors Assoc Center	0.00		
RXFR	Transfer (Regular)	0.00	83,800.00	
WARR	Warrants	83,800.00	0.00	
				0.00
HUA0107	Southern States Energy Bd	0.00		
RXFR	Transfer (Regular)	0.00	31,027.00	
WARR	Warrants	31,027.00	0.00	
				0.00
HUA0108	Interstate Mining Compact	0.00		
RXFR	Transfer (Regular)	0.00	18,890.00	
WARR	Warrants	18,890.00	0.00	
				0.00
HUA0109	Nat'l Conf Insurance Leg	0.00		
RXFR	Transfer (Regular)	0.00	10,000.00	
WARR	Warrants	10,000.00	0.00	
				0.00
HUA0110	Nat'l Conf Uniform State Law	0.00		

Fund Transaction by Type

Start Date:7/1/17 End Date:6/29/18

Fund	Fund Description	Beginning Balance		Ending Balance
Type	Type Description	Debits	Credits	
RXFR	Transfer (Regular)	0.00	43,908.56	
WARR	Warrants	43,908.56	0.00	
				0.00
HUA0111	DHS Research Grants			0.00
RXFR	Transfer (Regular)	693,000.00	693,000.00	
				0.00
HUA0112	Prostate Cancer Foundation			-12,125.50
RXFR	Transfer (Regular)	1,298.61	129,176.04	
SDIS	Distribution (Special Fund)	0.00	113,235.59	
SPEC	Special Reversing Entry	129,176.04	1,298.61	
WARR	Warrants	125,361.09	0.00	
				0.00
HUA0113	DFA-Ach Intsive Care Nrsy-(62			0.00
RXFR	Transfer (Regular)	1,220,594.00	1,220,594.00	
				0.00
HUA0114	DFA-Low Lvl Radioactv Wst-(6			0.00
RXFR	Transfer (Regular)	0.00	5,000.00	
WARR	Warrants	5,000.00	0.00	
				0.00
HUA0115	Planning/Development Grants			0.00
RCPT	Receipt	0.00	11,250.00	
RXFR	Transfer (Regular)	0.00	360,000.00	
WARR	Warrants	348,750.00	0.00	
				-22,500.00
HUA0116	Interstate Metro Plan			0.00
RXFR	Transfer (Regular)	0.00	90,000.00	
WARR	Warrants	67,500.00	0.00	
				-22,500.00
HUA0118	Intrastate MetroPlan			0.00
RXFR	Transfer (Regular)	0.00	90,000.00	
WARR	Warrants	67,500.00	0.00	
				-22,500.00
HUA0119	Public Defender Central Svc			-8,593.00
RXFR	Transfer (Regular)	0.00	25,779.00	
WARR	Warrants	34,372.00	0.00	
				0.00
HUA0120	ACH Reproductive Health			0.00
RXFR	Transfer (Regular)	594,000.00	594,000.00	
				0.00
HUA0121	Criminal Detention Comm			-72.24
RXFR	Transfer (Regular)	0.00	2,316.45	
WARR	Warrants	2,315.19	0.00	
				-73.50
HUA0122	Nat'l Assoc Attorney General			0.00
RXFR	Transfer (Regular)	0.00	40,679.00	
WARR	Warrants	40,679.00	0.00	
				0.00
HUA0123	State/Local Legal Center			0.00
RXFR	Transfer (Regular)	0.00	6,500.00	
WARR	Warrants	6,500.00	0.00	

Fund Transaction by Type

Start Date:7/1/17

End Date:6/29/18

Fund	Fund Description	Beginning Balance		Ending Balance
Type	Type Description	Debits	Credits	
				0.00
HUA0124	Public Admin Consortium			0.00
RXFR	Transfer (Regular)	0.00	150,000.00	
WARR	Warrants	150,000.00	0.00	
				0.00
HUA0125	Agri Marketing Grants			0.00
RXFR	Transfer (Regular)	0.00	375,000.00	
WARR	Warrants	375,000.00	0.00	
				0.00
HUA0127	Museum of Discovery			0.00
RXFR	Transfer (Regular)	0.00	50,000.00	
WARR	Warrants	50,000.00	0.00	
				0.00
HUA0128	ACH Burn Ctr Act 1290/07			0.00
RXFR	Transfer (Regular)	990,000.00	990,000.00	
				0.00
HUA0129	Juvenile Offenders Transport			-829.66
RXFR	Transfer (Regular)	0.00	96,122.42	
WARR	Warrants	94,999.30	0.00	
				-1,952.78
HUA0130	UAMS Child A/R/DV			0.00
RXFR	Transfer (Regular)	0.00	63,554.00	
WARR	Warrants	52,789.26	0.00	
				-10,764.74
HUA0131	UAMS Child Welfare Restruct			0.00
RXFR	Transfer (Regular)	0.00	273,485.00	
WARR	Warrants	259,950.92	0.00	
				-13,534.08
HUA0132	Assoc General Contractors			0.00
RXFR	Transfer (Regular)	0.00	10,000.00	
WARR	Warrants	10,000.00	0.00	
				0.00
HUA0134	The Energy Council			0.00
RXFR	Transfer (Regular)	0.00	38,400.00	
WARR	Warrants	38,400.00	0.00	
				0.00
HUA0136	Fire Prevention Commission			-4,000.00
RXFR	Transfer (Regular)	88.04	21,512.19	
WARR	Warrants	25,086.11	0.00	
				-338.04
HUA0138	Delta Regional Authority			0.00
RXFR	Transfer (Regular)	0.00	189,539.70	
WARR	Warrants	189,539.70	0.00	
				0.00
HUA0142	S Reg Ed Board Dues			0.00
RXFR	Transfer (Regular)	0.00	202,391.00	
WARR	Warrants	202,391.00	0.00	
				0.00
HUA0143	Multistate Tax Commission			0.00
RXFR	Transfer (Regular)	0.00	272,864.86	

Fund Transaction by Type

Start Date:7/1/17

End Date:6/29/18

Fund	Fund Description	Beginning Balance	Ending Balance	
Type	Type Description	Debits	Credits	
WARR	Warrants	272,864.86	0.00	0.00
HUA0144	Federation Tax Administrator	0.00		0.00
RXFR	Transfer (Regular)	0.00	16,908.00	
WARR	Warrants	16,908.00	0.00	0.00
HUA0146	Assoc Racing Commissioners	0.00		0.00
RXFR	Transfer (Regular)	0.00	18,700.00	
WARR	Warrants	18,700.00	0.00	0.00
HUA0229	AR Fair Housing Commission	-209.13		0.00
RXFR	Transfer (Regular)	221,348.68	283,600.58	
WARR	Warrants	62,433.97	0.00	-27.06
HUA022F	FHC Fed Reminbursement Pro	-1,394,418.03		-1,394,883.68
RCPT	Receipt	0.00	436,985.60	
RXFR	Transfer (Regular)	335,978.27	62,234.08	
WARR	Warrants	162,775.76	0.00	
HUA0300	Disabled Veteran's Operations	-4,348.18		-1,298.10
RCPT	Receipt	0.00	11.83	
RXFR	Transfer (Regular)	32,715.78	35,070.00	
WARR	Warrants	5,416.13	0.00	
HUA0400	Veterans Child Welfare-Oprs-(:	-9,218.36		-1,030.50
RXFR	Transfer (Regular)	113,168.30	130,000.00	
WARR	Warrants	25,019.56	0.00	
HUA0500	War Memorial Stadium Comm	-53,156.04		0.00
RXFR	Transfer (Regular)	52,361.04	0.00	
WARR	Warrants	795.00	0.00	
HUA0501	War Memorial GR (0900)	0.00		0.00
RCPT	Receipt	0.00	219.96	
RXFR	Transfer (Regular)	459,904.90	895,223.74	
WARR	Warrants	429,045.18	0.00	
HUA0600	Waterways Commission Oper:	-930.87		-6,493.62
RCPT	Receipt	0.00	814.03	
RXFR	Transfer (Regular)	167,240.84	240,116.83	
WARR	Warrants	61,122.34	0.00	
HUA0701	AHTD NOAA	-521.31		-13,498.55
RXFR	Transfer (Regular)	521.31	3,211.36	
WARR	Warrants	2,963.01	0.00	
HUA0702	AHTD Transportation Projects	0.00		-248.35
RXFR	Transfer (Regular)	0.00	346,393.00	
WARR	Warrants	346,393.00	0.00	
				0.00

Fund Transaction by Type

Start Date:7/1/17 End Date:6/29/18

Fund	Fund Description	Beginning Balance		Ending Balance
Type	Type Description	Debits	Credits	
HUA0801	AEDC-SciTech Oper (790)	-194,792.98		
RCPT	Receipt	0.00	13,633.95	
RXFR	Transfer (Regular)	1,100,323.27	2,804,624.00	
WARR	Warrants	1,702,554.19	0.00	
				-210,173.47
HUA0900	Elec Comm-Oprs-(232)	-492,847.28		
RCPT	Receipt	0.00	450.87	
RXFR	Transfer (Regular)	488,757.46	3,491,236.00	
WARR	Warrants	396,421.64	0.00	
				-3,099,355.05
HUA1100	Spinal Cord Commission	-333,656.22		
RCPT	Receipt	0.00	490.87	
RXFR	Transfer (Regular)	1,191,018.44	2,338,025.25	
WARR	Warrants	1,159,842.11	0.00	
				-321,311.79
HUA1501	UAMS Rural Med Practice	0.00		
RXFR	Transfer (Regular)	0.00	325,076.00	
WARR	Warrants	325,076.00	0.00	
				0.00
HUA1502	UAMS Rural Nursing Practice	0.00		
RXFR	Transfer (Regular)	0.00	200,000.00	
WARR	Warrants	200,000.00	0.00	
				0.00
HUA1503	UAMS Poison & Drug Info Cen	0.00		
RXFR	Transfer (Regular)	0.00	299,959.00	
WARR	Warrants	299,959.00	0.00	
				0.00
HUA1504	AR Ctr for Health Imp 19-5-302	0.00		
RXFR	Transfer (Regular)	0.00	500,000.00	
WARR	Warrants	500,000.00	0.00	
				0.00
HUA1800	Martin Luther King-Gr-Oprs-(3)	-5,529.40		
RCPT	Receipt	0.00	45,500.00	
RXFR	Transfer (Regular)	211,354.57	243,167.00	
WARR	Warrants	73,785.46	0.00	
				-9,056.37
HUA1900	Minority Health Operating	-37,140.99		
RXFR	Transfer (Regular)	220,634.39	201,657.32	
WARR	Warrants	15,169.18	0.00	
				-2,994.74
HUA2201	DVA Veterans Services	-52,972.37		
RCPT	Receipt	0.00	80.85	
RXFR	Transfer (Regular)	1,551,782.55	1,984,892.17	
WARR	Warrants	477,764.17	0.00	
				-8,398.67
HUA2203	DVA Veterans Cemetery	-8,520.51		
RXFR	Transfer (Regular)	214,452.84	330,434.00	
WARR	Warrants	98,721.83	0.00	
				-25,779.84
HUA2300	AR Ethics Commission	-18,241.76		
RCPT	Receipt	0.00	59.22	

Fund Transaction by Type

Start Date:7/1/17 End Date:6/29/18

Fund	Fund Description	Beginning Balance		Ending Balance
Type	Type Description	Debits	Credits	
RXFR	Transfer (Regular)	636,413.19	750,679.00	
WARR	Warrants	128,028.01	0.00	
				-4,538.78
HUA2400	Tobacco Control Board-Oprs-(-52,740.57		
RCPT	Receipt	0.00	691.27	
RXFR	Transfer (Regular)	573,406.73	750,710.72	
WARR	Warrants	208,148.30	0.92	
				-22,588.45
HUA2502	AEDC-Rural Srvs Div (790)	-64,431.74		
RCPT	Receipt	0.00	6,209.00	
RXFR	Transfer (Regular)	238,240.74	893,000.00	
WARR	Warrants	705,829.53	0.00	
				-19,570.47
HUA2503	AEDC-RS-GIF Admn Fee (790)	-31,690.52		
WARR	Warrants	9,708.94	0.00	
				-21,981.58
HUA2601	DFA Building Auth (615)	-43,431.75		
RXFR	Transfer (Regular)	1,772,611.54	2,122,283.00	
WARR	Warrants	202,910.16	0.00	
				-190,193.05
HUA2700	Capitol Zoning Commission	-3,586.97		
RXFR	Transfer (Regular)	180,566.09	235,684.93	
WARR	Warrants	38,675.03	0.00	
				-20,030.78
HUA2800	Judicial Disc&Disabl Comm (0	-44,278.43		
RCPT	Receipt	0.00	168.89	
RXFR	Transfer (Regular)	466,432.62	616,144.79	
WARR	Warrants	170,607.99	0.00	
				-23,551.50
HUA3100	Racing Commission	-14,250.42		
RXFR	Transfer (Regular)	1,195,838.72	1,526,286.83	
WARR	Warrants	319,165.98	0.00	
				-25,532.55
HUA3200	Parole Board	-102,753.66		
RCPT	Receipt	0.00	216.19	
RXFR	Transfer (Regular)	1,824,164.08	2,247,637.46	
WARR	Warrants	479,014.75	0.00	
				-47,428.48
HUA3511	L/P State Show Premium § 19-	0.00		
RXFR	Transfer (Regular)	0.00	118,777.00	
WARR	Warrants	118,777.00	0.00	
				0.00
HUA3512	L/P District Premiums § 19-5-3	0.00		
RXFR	Transfer (Regular)	0.00	142,533.00	
WARR	Warrants	142,533.00	0.00	
				0.00
HUA3513	L/P County Premiums § 19-5-3	0.00		
RXFR	Transfer (Regular)	0.00	356,332.00	
WARR	Warrants	356,331.89	0.00	
				-0.11

Fund Transaction by Type

Start Date:7/1/17 End Date:6/29/18

Fund	Fund Description	Beginning Balance	Ending Balance	
Type	Type Description	Debits	Credits	
HUA3514	L/P District Jr Premiums § 19-	0.00		
RXFR	Transfer (Regular)	0.00	28,140.00	
WARR	Warrants	28,140.00	0.00	0.00
HUA3515	L/P ARSHS Rodeo Assoc § 19-	0.00		
RXFR	Transfer (Regular)	0.00	19,796.00	
WARR	Warrants	19,796.00	0.00	0.00
HUA3516	L/P 4 State Premiums § 19-5-3l	0.00		
RXFR	Transfer (Regular)	0.00	23,755.00	
WARR	Warrants	23,755.00	0.00	0.00
HUA3517	L/P FFA Club Reimb § 19-5-30:	0.00		
RXFR	Transfer (Regular)	0.00	19,796.00	
WARR	Warrants	19,796.00	0.00	0.00
HUA3518	L/P Miss AR Rodeo § 19-5-302	-347.00		
RXFR	Transfer (Regular)	347.00	347.00	
WARR	Warrants	347.00	0.00	0.00
HUA3519	L/P 4H Club § 19-5-302(9)	0.00		
RXFR	Transfer (Regular)	0.00	19,796.00	
WARR	Warrants	19,796.00	0.00	0.00
HUA3700	ACL CLEST	-79,393.77		
RCPT	Receipt	0.00	11,094.14	
RXFR	Transfer (Regular)	2,562,721.09	3,584,297.11	
WARR	Warrants	1,092,863.24	0.00	-19,200.69
HUA3701	911 Training & Ed §19-5-302(9)	-92,088.75		
RCPT	Receipt	0.00	200,000.00	
RXFR	Transfer (Regular)	63,952.04	16,463.72	
WARR	Warrants	109,996.89	0.00	-134,603.54
HUA3800	ACL GR Operations	-597,930.75		
RCPT	Receipt	0.00	1,967,003.72	
RXFR	Transfer (Regular)	8,338,952.68	9,169,669.35	
SDIS	Distribution (Special Fund)	0.00	1,702,760.26	
SPEC	Special Reversing Entry	1,937,375.95	0.00	
WARR	Warrants	2,632,817.14	0.00	-528,218.31
HUA4000	ADEM	-5,407.92		
RXFR	Transfer (Regular)	456.55	2,174.44	-7,125.81
HUA4032	EMPG Gen Fund 14 (0995)	-14.84		
RCPT	Receipt	0.00	33.70	
RXFR	Transfer (Regular)	14.84	0.00	-33.70
HUA4033	EMPG GENERAL FUND15 (0995)	-140,195.92		
RCPT	Receipt	0.00	383,815.38	
RXFR	Transfer (Regular)	899,913.80	642,697.23	

Fund Transaction by Type

Start Date:7/1/17 End Date:6/29/18

Fund	Fund Description	Beginning Balance		Ending Balance
Type	Type Description	Debits	Credits	
WARR	Warrants	266,769.09	0.00	
				-25.64
HUA4034	EMPG GENERAL FUND 16 (09)		0.00	
RCPT	Receipt	0.00	1,414,244.41	
RXFR	Transfer (Regular)	2,436,849.76	1,590,121.31	
WARR	Warrants	433,775.20	0.00	
				-133,740.76
HUA4060	ADEM Homeland Security GR		-7,259.20	
RCPT	Receipt	0.00	3,654.40	
RXFR	Transfer (Regular)	4.77	1,000.32	
WARR	Warrants	9,393.69	0.00	
				-2,515.46
HUA4080	ADEM 100% State M&R		-2,106.68	
RXFR	Transfer (Regular)	0.00	1,659.95	
				-3,766.63
HUA4100	ABC Administration		-4,603.62	
RCPT	Receipt	0.00	255.88	
RXFR	Transfer (Regular)	627,844.17	833,346.81	
WARR	Warrants	166,313.66	0.00	
				-44,048.48
HUA4200	ABC Enforcement		-33,524.56	
RCPT	Receipt	0.00	729.59	
RXFR	Transfer (Regular)	1,061,212.61	1,383,587.80	
WARR	Warrants	328,880.38	0.00	
				-27,748.96
HUA4400	Geology Department		-92,415.44	
RCPT	Receipt	0.00	18,000.00	
RXFR	Transfer (Regular)	1,543,329.64	2,010,587.54	
WARR	Warrants	456,824.14	0.00	
				-120,849.20
HUA4700	HUA-Assmt Coord Dept		-2,089,011.07	
RCPT	Receipt	0.00	4,195.26	
RXFR	Transfer (Regular)	3,194,313.64	1,928,648.66	
WARR	Warrants	799,503.30	0.00	
				-28,038.05
HUA4701	Ad Valorem (0490)		0.00	
RCPT	Receipt	0.00	52.11	
RXFR	Transfer (Regular)	1,056,401.73	3,490,116.75	
WARR	Warrants	397,236.86	0.00	
				-2,036,530.27
HUA4800	ASWCC General Revenue		-504,312.90	
RCPT	Receipt	0.00	8,761.92	
RXFR	Transfer (Regular)	2,060,390.05	6,445,049.76	
WARR	Warrants	4,160,326.64	0.00	
				-737,407.89
HUA5000	Ins Dept PECD Administration		-18,042.22	
RCPT	Receipt	0.00	463.00	
RXFR	Transfer (Regular)	3,534,979.90	4,041,740.92	
WARR	Warrants	505,048.22	0.00	
				-20,218.02
HUA5100	OMIG-State (0035)		-79,641.16	

Fund Transaction by Type

Start Date:7/1/17 End Date:6/29/18

Fund	Fund Description	Beginning Balance		Ending Balance
Type	Type Description	Debits	Credits	
RCPT	Receipt	0.00	1,471.50	
RXFR	Transfer (Regular)	1,049,268.66	1,161,253.97	
WARR	Warrants	179,438.09	0.00	
				-13,659.88
HUA6101	DFA DLEP Grants			-386.67
RXFR	Transfer (Regular)	53,706.72	101,406.84	
WARR	Warrants	34,925.61	0.00	
				-13,161.18
HUA6111	DDPC State (0610)			-3,059.01
RXFR	Transfer (Regular)	37,423.02	36,447.00	
WARR	Warrants	1,728.82	0.00	
				-354.17
HUA6501	Health Services Operating			-160,854.59
COFF	Checks Charged Off	3,000.00	0.00	
RCPT	Receipt	0.00	72,653.55	
RXFR	Transfer (Regular)	372,177.59	322,558.35	
WARR	Warrants	100,019.14	0.00	
				-80,869.76
HUA7001	AR Geographic Info 296/09			-302,174.13
RCPT	Receipt	0.00	1,083.00	
RXFR	Transfer (Regular)	1,087,595.95	1,190,811.01	
WARR	Warrants	387,074.64	0.00	
				-19,397.55
HUA7100	OHIT State Operations			-16,512.20
RXFR	Transfer (Regular)	195,896.42	189,718.07	
WARR	Warrants	10,308.85	0.00	
				-25.00
HUA7101	Office of Health InfoTech 0645			0.00
RXFR	Transfer (Regular)	682,765.94	1,012,454.87	
				-329,688.93
HUA9303	ADEQ Commission Expenses			-523.79
RXFR	Transfer (Regular)	268.84	0.00	
WARR	Warrants	254.95	0.00	
				0.00
HUA9700	National Guard Museum			-1,689.41
RXFR	Transfer (Regular)	52,689.90	81,558.00	
WARR	Warrants	30,087.84	0.00	
				-469.67
HUA9800	Sentencing Commission			-148,735.59
RXFR	Transfer (Regular)	307,308.58	452,019.37	
WARR	Warrants	144,562.58	0.00	
				-148,883.80
JAA0000	Public School Fund			-88,302,188.84
AXFR	Advance Transfer	0.00	283,894,260.16	
GDIS	Distribution (General Fund)	0.00	1,873,009,441.46	
RCPT	Receipt	0.00	2,619.22	
RXFR	Transfer (Regular)	2,746,000,873.20	513,784,123.22	
				-12,991,759.70
JAA0200	Public School Education			0.00
RXFR	Transfer (Regular)	225,964,281.96	225,964,281.96	
				0.00

Fund Transaction by Type

Start Date:7/1/17 End Date:6/29/18

Fund	Fund Description	Beginning Balance		Ending Balance
Type	Type Description	Debits	Credits	
JAA0400	Public Sch-2dq Empl Blnkt Prq		0.00	
RXFR	Transfer (Regular)	112,400.00	112,400.00	
				0.00
JAA1001	PSF-Sae		-17,839,825.30	
RXFR	Transfer (Regular)	18,779.00	2,020,274,080.53	
WARR	Warrants	2,020,167,270.00	0.00	
				-17,927,856.83
JAA1002	PSF-Misc Programs-(500)		-9,865,248.26	
RCPT	Receipt	0.00	8,056,452.54	
RXFR	Transfer (Regular)	23,473,630.27	637,098,223.87	
WARR	Warrants	604,807,401.52	0.00	
				-26,738,892.88
JAA1004	AR Public School Computer N		-3,483,944.48	
RCPT	Receipt	0.00	11,695.14	
RXFR	Transfer (Regular)	3,008,083.90	19,405,741.18	
WARR	Warrants	17,390,126.31	0.00	
				-2,503,170.59
JAA1005	PSF-Crt Ordered Deseg-(500)		0.00	
LCRT	General Letter of Cert	0.00	65,794,267.00	
WARR	Warrants	65,794,267.00	0.00	
				0.00
JAA1006	Public School Teachers Salary		-127,839.66	
RXFR	Transfer (Regular)	1,470,040.37	1,520,888.37	
SDIS	Distribution (Special Fund)	0.00	1,334,476.60	
SPEC	Special Reversing Entry	1,520,888.37	7,724.11	
				0.00
JAA1009	ADE Education Renewal Zone:		-331,375.05	
RCPT	Receipt	0.00	1,529.94	
RXFR	Transfer (Regular)	78,758.52	2,202,165.19	
WARR	Warrants	907,675.37	0.00	
				-1,548,636.29
JAA1011	PS AR Better Chance		-1,043,018.09	
RCPT	Receipt	0.00	187,574.38	
RXFR	Transfer (Regular)	7,193,710.14	120,266,500.00	
WARR	Warrants	113,354,479.60	0.00	
				-948,902.73
JAA1013	98% URT Coll Adj Act 229/07 S		0.00	
RCPT	Receipt	0.00	132,916.00	
RXFR	Transfer (Regular)	0.00	27,785,070.81	
WARR	Warrants	27,209,590.00	0.00	
				-708,396.81
JAA1014	ERATE Credits - DIS (0500)		0.00	
RCPT	Receipt	0.00	5,403,927.29	
RXFR	Transfer (Regular)	5,403,927.29	0.00	
				0.00
JAA1017	Broadband FacMatchGr (0500)		-1,018,835.25	
RXFR	Transfer (Regular)	1,018,835.25	0.00	
				0.00
JAA1018	OE Charter Fac Grant 19-5-305		-416,687.00	
RXFR	Transfer (Regular)	0.00	11,083,313.00	
WARR	Warrants	5,000,000.00	0.00	

Fund Transaction by Type

Start Date:7/1/17 End Date:6/29/18

Fund	Fund Description	Beginning Balance			Ending Balance
Type	Type Description	Debits	Credits		
					-6,500,000.00
JAA1019	RISE (0500)	0.00			
RXFR	Transfer (Regular)	0.00	1,025,923.87		
WARR	Warrants	77,276.50	0.00		
					-948,647.37
JSL0000	State Library	-128,095.42			
AXFR	Advance Transfer	0.00	1,285,714.50		
GDIS	Distribution (General Fund)	0.00	4,346,046.71		
RCPT	Receipt	0.00	13,500.00		
RXFR	Transfer (Regular)	1,063,600.00	1,063,600.00		
WARR	Warrants	4,694,036.00	0.00		
					-1,079,320.63
JWE0000	Public Sch-Career Ed	0.00			
AXFR	Advance Transfer	0.00	2,548,624.48		
GDIS	Distribution (General Fund)	0.00	29,415,830.52		
RXFR	Transfer (Regular)	31,964,455.00	0.00		
					0.00
JWE0200	PSF for AR Works	-75,745.44			
RXFR	Transfer (Regular)	44,446.23	200,000.00		
WARR	Warrants	144,194.53	0.00		
					-87,104.68
JWE0300	Public Sch-Workforce Ed	-2,997,595.51			
RCPT	Receipt	0.00	227,320.68		
RXFR	Transfer (Regular)	1,630,436.94	21,349,086.62		
WARR	Warrants	19,374,169.23	0.00		
					-3,569,396.64
JWE0500	Public Sch-Workforce Ed	-2,665,686.32			
RCPT	Receipt	0.00	4,334.62		
RXFR	Transfer (Regular)	200,000.00	23,764,922.42		
WARR	Warrants	23,788,713.00	0.00		
					-2,446,230.36
KBM751Z	City/County Grants	-507,352.67			
RCPT	Receipt	0.00	26,076.35		
WARR	Warrants	507,352.67	0.00		
					-26,076.35
KBMB53V	ADA Requirements	-5,266.42			
WARR	Warrants	5,237.71	0.00		
					-28.71
KBN0000	87th Legislative GIF 1443/09	0.00			
RXFR	Transfer (Regular)	0.14	0.14		
					0.00
KBN168S	SearcyCo-Oper/Cnst87 1443/09	-25,000.00			
RCPT	Receipt	0.00	1,200.00		
WARR	Warrants	2,400.00	0.00		
					-23,800.00
KBN581U	GR Reclaimed (0552)	-0.14			
RXFR	Transfer (Regular)	0.14	0.00		
					0.00
KBN669Q	AR Fallen Fire Mem87 1443/09	-32,500.73			
WARR	Warrants	5,097.47	0.00		

Fund Transaction by Type

Start Date:7/1/17 End Date:6/29/18

Fund	Fund Description	Beginning Balance		Ending Balance
Type	Type Description	Debits	Credits	
				-27,403.26
KBN780D	Pub Wrks Proj-87 1443/09	-856,840.00		
WARR	Warrants	783,062.42	0.00	
				-73,777.58
KBNA68J	Infrastructure Grt87 1443/09	-27,334.91		
WARR	Warrants	27,334.91	0.00	
				0.00
KBNB68J	Infrastructure Grt87 1443/09	-3,000.00		
WARR	Warrants	3,000.00	0.00	
				0.00
KBNC68J	Infrastructure Grt87 1443/09	-18,000.00		
WARR	Warrants	18,000.00	0.00	
				0.00
KBND68J	Infrastructure Grt87 1443/09	-45,000.00		
WARR	Warrants	45,000.00	0.00	
				0.00
KBNE68J	Infrastructure Grt87 1443/09	-16,250.00		
WARR	Warrants	16,250.00	0.00	
				0.00
KBNF68J	Infrastructure Grt87 1443/09	-5,000.00		
WARR	Warrants	5,000.00	0.00	
				0.00
KBNG68J	Infrastructure Grt87 1443/09	-20,000.00		
WARR	Warrants	20,000.00	0.00	
				0.00
KBP0000	88th Session Leg GIF§19-5-101	0.00		
RXFR	Transfer (Regular)	0.30	0.30	
				0.00
KBP493J	Digital Orthography/Parcel Ma	-19,537.24		
WARR	Warrants	19,537.00	0.00	
				-0.24
KBP5F60	GR Reclaimed FY12 (0522)	-0.30		
RXFR	Transfer (Regular)	0.30	0.00	
				0.00
KBP796F	Public Works/Job Training	-1,023,949.79		
WARR	Warrants	7,500.00	0.00	
				-1,016,449.79
KBP996A	Realty Improvements	-3,136,749.50		
WARR	Warrants	924,021.01	0.00	
				-2,212,728.49
KBQ0000	89th Session GIF Leg 19-5-100	0.00		
RXFR	Transfer (Regular)	75,000.00	75,000.00	
				0.00
KBQ1H43	MSSC Deferred Maintenance	-268,071.61		
WARR	Warrants	238,284.08	0.00	
				-29,787.53
KBQ1J29	SACC Const/Equip/Library	-169,299.15		
WARR	Warrants	169,299.15	0.00	
				0.00
KBQ3J38	DVA Purch/Const/Equip Vet H	-69,890.97		

Fund Transaction by Type

Start Date:7/1/17 End Date:6/29/18

Fund	Fund Description	Beginning Balance		Ending Balance
Type	Type Description	Debits	Credits	
WARR	Warrants	32,947.45	0.00	-36,943.52
KBQ3J41	A A Housing Trust	-31,106.40		
WARR	Warrants	31,106.40	0.00	0.00
KBQ3K97	DVA Const/Maint/M&O	-22,374.13		
WARR	Warrants	20,975.60	0.00	-1,398.53
KBQ4G04	Agri Realty Disaster Purch/M&	-33,329.73		
WARR	Warrants	10,108.72	0.00	-23,221.01
KBQ4G14	AGIO Statewide PAcel Map	-27,845.44		
WARR	Warrants	27,845.44	0.00	0.00
KBQ4G15	AGIO Aerial Photography DB	-93,998.88		
WARR	Warrants	93,998.88	0.00	0.00
KBQ5H12	AETN RealtyPurch/M&R/Grant	-64,336.07		
RXFR	Transfer (Regular)	3,818.97	0.00	
WARR	Warrants	60,517.10	0.00	0.00
KBQ5H70	NWTI Capital Balance Transfe	-31,739.75		
RXFR	Transfer (Regular)	0.00	611.31	
WARR	Warrants	27,835.37	0.00	-4,515.69
KBQ5J88	ADE Open Enrollment ChAter	0.00		
RXFR	Transfer (Regular)	75,000.00	75,000.00	0.00
KBQ6H71	OHIT SHARE	-217,917.25		
RXFR	Transfer (Regular)	217,917.25	0.00	0.00
KBQ6T84	State Realty Pur/M&R (615)	-434,739.62		
WARR	Warrants	364,865.93	0.00	-69,873.69
KBQ6W91	Health Info Technoogy-GIF	0.00		
RXFR	Transfer (Regular)	0.00	217,050.44	
WARR	Warrants	2,223.56	0.00	-214,826.88
KBQ7J45	AEDC Alternative Fuels Rebat	-800,500.00		
WARR	Warrants	800,500.00	0.00	0.00
KBQ7M84	Safe Haven Program Act 36 '1	-31,534.53		
WARR	Warrants	2,993.11	0.00	-28,541.42
KBR0000	90th Session GIF Leg (0610)	0.00		
RXFR	Transfer (Regular)	104,202.08	104,202.08	0.00
KBR0N96	DPA Salary/Matching (0059)	-21,928.08		
RXFR	Transfer (Regular)	21,928.08	0.00	0.00

Fund Transaction by Type

Start Date:7/1/17 End Date:6/29/18

Fund	Fund Description	Beginning Balance	Ending Balance	
Type	Type Description	Debits	Credits	
KBR1P18	Heber Springs Bldg (0120)	-20,000.00		
WARR	Warrants	20,000.00	0.00	0.00
KBR1P22	Workforce Ed Prog (0129)	-25,000.00		
WARR	Warrants	25,000.00	0.00	0.00
KBR1Q12	Const/MajorMaint (0193)	-40,000.00		
WARR	Warrants	40,000.00	0.00	0.00
KBR1Q18	Partners Incl Commun (0135)	-41,542.02		
WARR	Warrants	37,522.24	0.00	-4,019.78
KBR1Q22	Autism Awareness (0135)	-39,173.38		
WARR	Warrants	2,030.42	0.00	-37,142.96
KBR1Q24	UAM Crossett Campus (0155)	-25,000.00		
WARR	Warrants	25,000.00	0.00	0.00
KBR1Q25	UAM McGehee Campus (0155)	-25,000.00		
WARR	Warrants	25,000.00	0.00	0.00
KBR1S33	Adv ManufacturingCtr (0193)	-50,000.00		
WARR	Warrants	50,000.00	0.00	0.00
KBR1S69	ASU System (0125)	-100,000.00		
WARR	Warrants	100,000.00	0.00	0.00
KBR1S95	UALR TechInfrastruct (0145)	-500,000.02		
WARR	Warrants	263,042.05	0.00	-236,957.97
KBR1T07	ASMSA Complex (0135)	-500,000.00		
WARR	Warrants	500,000.00	0.00	0.00
KBR1T32	UAM Equip/Libr Hold (0155)	-250,000.00		
WARR	Warrants	250,000.00	0.00	0.00
KBR1T39	Math-Science Bldg (0195)	-133,622.87		
WARR	Warrants	133,622.87	0.00	0.00
KBR3Q34	Equip/Const/Maint (0338)	-5,000.00		
RXFR	Transfer (Regular)	5,000.00	0.00	0.00
KBR3Q69	Juvenile Resentence (0324)	-456,195.22		
WARR	Warrants	33,299.17	0.00	-422,896.05
KBR4N97	Ester Unit Expenses (0480)	-666,565.49		
RXFR	Transfer (Regular)	0.00	2,020.09	
WARR	Warrants	354,809.63	0.00	-313,775.95
KBR4N98	Female Work Release (0480)	-922,415.00		

Fund Transaction by Type

Start Date:7/1/17 End Date:6/29/18

Fund	Fund Description	Beginning Balance	Ending Balance	
Type	Type Description	Debits	Credits	
WARR	Warrants	11,464.64	0.00	-910,950.36
KBR4Q41	Out-of-State Leasing (0480)	-212,544.00		
WARR	Warrants	212,544.00	0.00	0.00
KBR4Q42	Ouachita River Unit (0480)	-574,113.00		
RXFR	Transfer (Regular)	0.00	6,131.08	
WARR	Warrants	579,658.71	0.00	-585.37
KBR4Q43	Tucker Unit Op Exp (0480)	-534,853.00		
RXFR	Transfer (Regular)	0.00	1,485.04	
WARR	Warrants	235,277.33	0.00	-301,060.71
KBR4Q48	Air Tankers/RealProp (0400)	-394,305.41		
WARR	Warrants	372,095.53	0.00	-22,209.88
KBR4Q50	Co/District Fairs (0400)	-7,200.00		
RXFR	Transfer (Regular)	7,200.00	0.00	0.00
KBR4Q95	Existing Fac Maint (0480)	-4,569,027.45		
RXFR	Transfer (Regular)	0.00	20,807.06	
WARR	Warrants	765,377.35	0.00	-3,824,457.16
KBR5Q39	Computer Sci Init (0500)	-1,431,670.19		
RCPT	Receipt	0.00	33,102.34	
RXFR	Transfer (Regular)	10,725.20	140,454.50	
WARR	Warrants	519,017.55	0.00	-1,075,484.28
KBR5Q40	AR Better Chance (0500)	0.00		
RXFR	Transfer (Regular)	1,500,000.00	1,500,000.00	0.00
KBR5Q75	Capital Balance Trsf (0534)	-15,013.10		
WARR	Warrants	15,013.10	0.00	0.00
KBR5R07	Blind Sch Prop/Fac (0510)	-1,500,000.00		
RXFR	Transfer (Regular)	0.00	74,837.10	
WARR	Warrants	1,040,203.20	0.00	-534,633.90
KBR5R08	Deaf School Prop/Fac (0513)	-1,188,898.48		
RXFR	Transfer (Regular)	27,905.00	0.00	
WARR	Warrants	684,298.48	0.00	-476,695.00
KBR5R29	Capital Balance Trsf (0552)	-147,682.85		
RXFR	Transfer (Regular)	0.00	145.40	
WARR	Warrants	9,656.56	0.00	-138,171.69
KBR5R31	Capital Balance Trsf (0582)	-83,228.08		
RCPT	Receipt	0.00	1,385.20	
WARR	Warrants	82,679.19	0.00	-1,934.09

Fund Transaction by Type

Start Date:7/1/17 End Date:6/29/18

Fund	Fund Description	Beginning Balance	Ending Balance	
Type	Type Description	Debits	Credits	
KBR6Q05	Const/Maint/Equip (0687)	-20,000.00		
WARR	Warrants	20,000.00	0.00	0.00
KBR7P85	Conway Human Dev Ctr (0710)	-25,000.00		
RXFR	Transfer (Regular)	0.00	4,234.11	
WARR	Warrants	23,974.11	0.00	-5,260.00
KBR7P86	Human Dev Centers (0710)	-50,000.00		
RXFR	Transfer (Regular)	4,234.11	0.00	
WARR	Warrants	41,436.22	0.00	-4,329.67
KBR7Q36	Medicaid Prog Grants (0710)	-1,577,065.00		
RXFR	Transfer (Regular)	1,577,065.00	0.00	0.00
KBR7Q38	Quick Act Close Trsf (0790)	-9,479,126.00		
RXFR	Transfer (Regular)	18,958,252.00	9,479,126.00	0.00
KBR7Q56	Innovate AR Fnd Trsf (0790)	-2,000,000.00		
RXFR	Transfer (Regular)	2,000,000.00	0.00	0.00
KBR7Q59	Public Works/JobTrng (0790)	-4,915,038.68		
RXFR	Transfer (Regular)	0.00	272,000.00	
WARR	Warrants	5,187,038.68	0.00	0.00
KBR7R18	Real Prop/Facilities (0700)	-550,000.00		
WARR	Warrants	550,000.00	0.00	0.00
KBR7T95	Comm Proj Grants (790)	-48.80		
RXFR	Transfer (Regular)	48.80	0.00	0.00
KBR7U07	County/Muni Grants (790)	-277,324.00		
WARR	Warrants	237,736.00	0.00	-39,588.00
KBR9Q53	CLEST Real Prop/Fac (0950)	-1,000,000.00		
RXFR	Transfer (Regular)	21,516.86	0.00	
WARR	Warrants	525,700.72	0.00	-452,782.42
KBR9Q88	Radio Repeater Infra (0960)	-5,401,586.70		
RXFR	Transfer (Regular)	0.00	122,652.25	
WARR	Warrants	5,382,974.09	0.00	-141,264.86
KBR9V78	Equip/Const/Maint (0900)	0.00		
RXFR	Transfer (Regular)	0.00	5,000.00	-5,000.00
KBRCQ26	1890 Research/Ext #1 (0160)	-566,502.60		
WARR	Warrants	422,502.60	0.00	-144,000.00
KBREX00	90th Session GIF Gov (0610)	-92,298.01		
RXFR	Transfer (Regular)	92,298.01	0.00	0.00

Fund Transaction by Type

Start Date:7/1/17 End Date:6/29/18

Fund	Fund Description	Beginning Balance		Ending Balance
Type	Type Description	Debits	Credits	
KBRHOLD	90th Session Mand (0610)			
		-3,382,299.37		
RXFR	Transfer (Regular)	3,382,299.37	0.00	
				0.00
KBRRDAY	90th GIF Exec S-A (0610)			
		-37,041,575.98		
RXFR	Transfer (Regular)	37,359,354.81	317,778.83	
				0.00
KBRTI00	90th Session Tech (0610)			
		-374,971.06		
RXFR	Transfer (Regular)	374,971.06	0.00	
				0.00
KBRUNOB	90th Session Unob (0610)			
		-20,040,029.50		
RXFR	Transfer (Regular)	20,040,029.50	0.00	
				0.00
KBS0000	91st Session GIF (0610)			
		0.00		
RXFR	Transfer (Regular)	758,309.49	758,309.49	
				0.00
KBS5W03	Educ Fac Transfer (0500)			
		0.00		
RXFR	Transfer (Regular)	60,000,000.00	60,000,000.00	
				0.00
KBSAW01	Lease Payments (0480)			
		0.00		
RXFR	Transfer (Regular)	0.00	5,052,925.00	
WARR	Warrants	5,052,925.00	0.00	
				0.00
KBSAW36	Const/Renov/Maint (0125)			
		0.00		
RXFR	Transfer (Regular)	0.00	500,000.00	
WARR	Warrants	500,000.00	0.00	
				0.00
KBSAW41	UA System Inst/Entit (0135)			
		0.00		
RXFR	Transfer (Regular)	0.00	750,000.00	
WARR	Warrants	750,000.00	0.00	
				0.00
KBSBW18	McPherson Visit Ctr (0480)			
		0.00		
RXFR	Transfer (Regular)	0.00	312,430.00	
				-312,430.00
KBSCW18	McPherson Admin Bldg (0480)			
		0.00		
RXFR	Transfer (Regular)	0.00	395,439.00	
				-395,439.00
KBSCW33	Const/Renov/Maint (0700)			
		0.00		
RXFR	Transfer (Regular)	0.00	8,455,959.00	
WARR	Warrants	8,455,959.00	0.00	
				0.00
KBSDW31	Public Works/JobTrng (0790)			
		0.00		
RXFR	Transfer (Regular)	298,647.15	4,096,648.00	
WARR	Warrants	2,523,509.32	0.00	
				-1,274,491.53
KBSEW31	Economic Stimulus (0790)			
		0.00		
RXFR	Transfer (Regular)	820,330.00	1,570,000.00	
WARR	Warrants	749,669.45	0.00	
				-0.55
KBSFW05	Acceleration Trsf (0790)			
		0.00		
RXFR	Transfer (Regular)	4,000,000.00	4,000,000.00	

Fund Transaction by Type

Start Date:7/1/17 End Date:6/29/18

Fund	Fund Description	Beginning Balance		Ending Balance
Type	Type Description	Debits	Credits	
				0.00
KBSFW18	Varnier/Tucker Const (0480)			
RXFR	Transfer (Regular)	0.00	138,399.00	-138,399.00
KBSHW18	Tucker Unit Water (0480)			
RXFR	Transfer (Regular)	0.00	1,093,848.00	-1,093,848.00
KBST100	91st Sess GIF Tech Inst195100			
RXFR	Transfer (Regular)	85.00	85.00	0.00
KBST100	91st Session GIF Tech Inst			
RXFR	Transfer (Regular)	0.00	736,332.17	-736,332.17
MAA0000	Area Agencies on Aging			
RXFR	Transfer (Regular)	5,274.00	6,715.57	-11,052.80
MAB0200	Athletic Commission			
RCPT	Receipt	0.00	88,724.89	
RXFR	Transfer (Regular)	118,169.32	4,978.50	
SDIS	Distribution (Special Fund)	0.00	4,499.16	
SPEC	Special Reversing Entry	4,570.00	0.00	-170,396.38
MAC0100	Wtr Sewer Solid Mgmt-(455)			
RADJ	Receipt Adjustment	38,675.00	38,675.00	
RCPT	Receipt	0.00	2,788,760.08	
RXFR	Transfer (Regular)	151,117.32	9,918.81	
WARR	Warrants	4,594,087.85	0.00	-5,388,162.93
MAE0000	ADEQ Abandoned Mine Reclai			
RCPT	Receipt	0.00	468,149.78	
RXFR	Transfer (Regular)	597.48	0.00	
WARR	Warrants	420,854.36	0.00	-47,452.76
MAF0000	Surface Coal Mine			
RCPT	Receipt	0.00	2,450.00	-135,492.29
MBB0100	Bail Bondsman Board			
RADJ	Receipt Adjustment	146,997.24	1,250.00	
RCPT	Receipt	0.00	110,391.38	
RXFR	Transfer (Regular)	200,418.40	374,094.99	
WARR	Warrants	137,211.74	0.00	-52,552.07
MBB0200	Bail Bondsman-Holding (0211)			
RADJ	Receipt Adjustment	619,677.28	421,632.42	
RCPT	Receipt	0.00	586,860.00	
RXFR	Transfer (Regular)	379,718.80	0.00	
SDIS	Distribution (Special Fund)	0.00	577,763.66	
SPEC	Special Reversing Entry	1,002,056.87	415,196.87	-373,383.00
MBC0000	ADH Breast Cancer			
				-4,547,369.13

Fund Transaction by Type

Start Date:7/1/17 End Date:6/29/18

Fund	Fund Description	Beginning Balance		Ending Balance
Type	Type Description	Debits	Credits	
RADJ	Receipt Adjustment	75.00	0.00	
RCPT	Receipt	0.00	75.00	
RXFR	Transfer (Regular)	2,696,220.37	4,096,250.93	
SDIS	Distribution (Special Fund)	0.00	2,861,286.33	
SPEC	Special Reversing Entry	3,264,564.41	33,295.91	
				-5,577,417.52
MBD0100	Sustainable Building (615)	-7,094,740.72		
RCPT	Receipt	0.00	1,643,238.52	
RXFR	Transfer (Regular)	1,494,888.99	0.00	
				-7,243,090.25
MBD0145	UALR Sustainable BldDsgn 01	-1,875.00		
RXFR	Transfer (Regular)	0.00	1,494,888.99	
WARR	Warrants	1,496,763.99	0.00	
				0.00
MBL0000	Special Military	-1,992,000.00		
RXFR	Transfer (Regular)	440,700.00	0.00	
				-1,551,300.00
MBR0100	Breast Cancer Research	-85,801.45		
RXFR	Transfer (Regular)	9,238.38	912,806.30	
SDIS	Distribution (Special Fund)	0.00	800,104.62	
SPEC	Special Reversing Entry	912,806.30	9,238.38	
WARR	Warrants	885,906.07	0.00	
				0.00
MBR0200	UAMS S Komen Plate (0150)	-15,538.34		
RXFR	Transfer (Regular)	0.00	189,326.90	
SDIS	Distribution (Special Fund)	0.00	166,533.33	
SPEC	Special Reversing Entry	189,326.90	0.00	
WARR	Warrants	182,071.67	0.00	
				0.00
MCA0000	AR Child Advocacy (0150)	0.00		
RCPT	Receipt	0.00	10,905.19	
RXFR	Transfer (Regular)	0.00	3,718.30	
WARR	Warrants	12,750.96	0.00	
				-1,872.53
MCC0100	DHS-Consld Cost-Opr	-662,930.11		
RCPT	Receipt	0.00	451,072.78	
RXFR	Transfer (Regular)	0.00	211,296.12	
WARR	Warrants	619,846.57	0.00	
				-705,452.44
MCD0100	DFA ADAP Grants	-2,708.33		
RCPT	Receipt	0.00	352,116.00	
RXFR	Transfer (Regular)	0.00	32,499.96	
WARR	Warrants	384,615.96	0.00	
				-2,708.33
MCE0000	Child Support Enforcement	0.00		
AXFR	Advance Transfer	0.00	1,035,258.56	
GDIS	Distribution (General Fund)	0.00	11,948,794.44	
RXFR	Transfer (Regular)	12,984,053.00	0.00	
				0.00
MCE0100	Child Support Enforcement	-6,467,112.81		
RCPT	Receipt	0.00	10,893.69	

Fund Transaction by Type

Start Date:7/1/17 End Date:6/29/18

Fund	Fund Description	Beginning Balance		Ending Balance
Type	Type Description	Debits	Credits	
RXFR	Transfer (Regular)	28,978,335.53	54,696,437.90	
WARR	Warrants	26,097,778.51	0.00	
				-6,098,330.36
MCE0200	Child Support Enf GR Hldg		0.00	
RCPT	Receipt	0.00	3,724,752.32	
RXFR	Transfer (Regular)	3,724,752.32	0.00	
				0.00
MCE0300	Child Sprt Enf-Oth Fd Hldg		-4,926,182.72	
RCPT	Receipt	0.00	386,464.40	
RXFR	Transfer (Regular)	386,464.40	0.00	
				-4,926,182.72
MCE0400	Child Support Enf Fed		0.00	
RCPT	Receipt	0.00	36,518,743.00	
RXFR	Transfer (Regular)	36,518,743.00	0.00	
				0.00
MCE0500	Child Support Enf Claims		0.00	
RCPT	Receipt	0.00	1,050,647.35	
RXFR	Transfer (Regular)	1,050,647.35	0.00	
				0.00
MCF0000	Constitutional Officers		-37,325,147.93	
CTAX	Claims & Taxes	221.39	90.25	
DXFR	Transfer (Deduction)	0.00	84,346,639.78	
RADJ	Receipt Adjustment	6,195.79	6,195.79	
RXFR	Transfer (Regular)	111,884,419.33	28,581,196.18	
SDIS	Distribution (Special Fund)	0.00	791,801.30	
SPEC	Special Reversing Entry	869,925.90	0.00	
				-38,290,308.82
MCF0200	Constitutional Officers House		-1,911,811.40	
RCPT	Receipt	0.00	1,833.88	
RXFR	Transfer (Regular)	1,345,223.09	4,087,078.80	
WARR	Warrants	1,648,906.62	0.00	
				-3,006,594.37
MCF0500	Constitutional Officers Senate		-2,269,692.76	
RCPT	Receipt	0.00	21.58	
RXFR	Transfer (Regular)	1,964,104.62	2,204,000.00	
WARR	Warrants	275,645.50	0.00	
				-2,233,964.22
MCF3400	Constitutional Officers Gov		-125,288.80	
RXFR	Transfer (Regular)	109,451.30	113,125.00	
WARR	Warrants	2,500.00	0.00	
				-126,462.50
MCF5900	Constl Officers-Auditor Of St-		-3,613,887.89	
COFF	Checks Charged Off	2,998.38	0.00	
RADJ	Receipt Adjustment	4,058.53	4,058.53	
RCPT	Receipt	0.00	3,161,462.89	
RXFR	Transfer (Regular)	3,537,920.21	1,223,209.68	
WARR	Warrants	405,375.49	0.00	
				-4,052,266.38
MCF5901	Const Off-Auditor Unapp (005)		-1,150,540.77	
RCPT	Receipt	0.00	10,421.29	
RXFR	Transfer (Regular)	0.00	50,500,000.00	

Fund Transaction by Type

Start Date:7/1/17 End Date:6/29/18

Fund	Fund Description	Beginning Balance	Ending Balance
Type	Type Description	Debits	Credits
WARR	Warrants	50,861,270.37	0.00
			-799,691.69
MCH0000	Open Enroll Pub Charter Scho	-75,000.00	
RXFR	Transfer (Regular)	75,000.00	0.00
			0.00
MCJ0000	County Jail Reimbursement	0.00	
AXFR	Advance Transfer	0.00	3,851,281.35
GDIS	Distribution (General Fund)	0.00	10,412,325.65
RXFR	Transfer (Regular)	22,250,945.00	7,987,338.00
			0.00
MCJ0480	County Jail Reimburse ADC	-2,062,451.63	
RCPT	Receipt	0.00	1,290.00
RXFR	Transfer (Regular)	1,561,636.00	18,525,243.00
WARR	Warrants	17,227,236.00	0.00
			-1,800,112.63
MCJ0485	County Jail Reimburse ADCC	-239,568.00	
RCPT	Receipt	0.00	2,430.00
RXFR	Transfer (Regular)	390.00	1,800,000.00
WARR	Warrants	1,741,905.00	0.00
			-299,703.00
MCR0200	AOC Court Report (0023)	-351,516.85	
RCPT	Receipt	0.00	1,529.76
RXFR	Transfer (Regular)	8,429,428.58	9,269,516.85
WARR	Warrants	1,165,697.93	0.00
			-27,436.95
MCV0000	Co Voting Sys Grant Act 1189/	-1,049,006.44	
CTAX	Claims & Taxes	13.50	0.00
RCPT	Receipt	0.00	1,175,678.53
SDIS	Distribution (Special Fund)	0.00	986,230.27
SPEC	Special Reversing Entry	1,152,222.99	13.50
WARR	Warrants	938,016.02	0.00
			-1,120,676.23
MDA0100	Drug/Alcohol Abuse Prev/Trea	-1,175,878.89	
COFF	Checks Charged Off	30.00	0.00
RCPT	Receipt	0.00	19,736,704.34
RXFR	Transfer (Regular)	68,963.74	1,699,788.87
SDIS	Distribution (Special Fund)	0.00	69,900.86
SPEC	Special Reversing Entry	75,823.43	30.00
WARR	Warrants	21,124,030.76	0.00
			-1,413,455.03
MDT0100	Law/Pros Drug Enf Training	-2,837.75	
RXFR	Transfer (Regular)	0.00	45,929.04
WARR	Warrants	42,400.90	0.00
			-6,365.89
MEE0000	Environmental Ed Fund	-132,916.22	
RCPT	Receipt	0.00	90,657.64
RXFR	Transfer (Regular)	31,250.97	0.00
WARR	Warrants	82,447.42	0.00
			-109,875.47
MEM0000	Emergency Med Svcs (0645)	-97,265.42	
RADJ	Receipt Adjustment	290.00	300.00

Fund Transaction by Type

Start Date:7/1/17 End Date:6/29/18

Fund	Fund Description	Beginning Balance		Ending Balance
Type	Type Description	Debits	Credits	
RCPT	Receipt	0.00	46,038.00	
RXFR	Transfer (Regular)	0.00	42.96	
SDIS	Distribution (Special Fund)	0.00	42,819.33	
SPEC	Special Reversing Entry	44,263.50	0.00	
WARR	Warrants	27,721.85	0.00	
				-114,190.36
MER0100	Computer & Elec Recycling-Oj	-146,886.62		
RXFR	Transfer (Regular)	0.00	111,528.31	
WARR	Warrants	54,000.00	0.00	
				-204,414.93
MFF0100	Nonpartisan Fil Fee -19-5-1225	-1,303,401.43		
RCPT	Receipt	0.00	97,161.69	
				-1,400,563.12
MFP0100	Fire Protection Lic Board-Oper	-262,031.17		
RADJ	Receipt Adjustment	1,000.00	1,000.00	
RCPT	Receipt	0.00	235,433.50	
RXFR	Transfer (Regular)	105,581.87	106.50	
WARR	Warrants	62,847.03	0.00	
				-329,142.27
MFT0000	Trans Research (0090)	0.00		
RXFR	Transfer (Regular)	0.00	500,000.00	
				-500,000.00
MHC0100	Computer Svcs Revl-Oprs	-18,276,399.38		
RCPT	Receipt	0.00	85,574,157.07	
RXFR	Transfer (Regular)	17,130,353.32	303,792.77	
WARR	Warrants	66,879,401.35	0.00	
				-20,144,594.55
MHC0400	DIS E-RATE REIMBURSEMEN'	-5,650,539.26		
RCPT	Receipt	0.00	6,836,598.52	
RXFR	Transfer (Regular)	3,951,853.00	0.00	
WARR	Warrants	6,206,323.32	0.00	
				-2,328,961.46
MHC0450	Data Ctr Consolid Unallow Exp	0.00		
RXFR	Transfer (Regular)	0.00	3,951,853.00	
				-3,951,853.00
MHD0100	Computer Svcs Reserve	-26,115.92		
RXFR	Transfer (Regular)	0.00	2,003,057.40	
WARR	Warrants	795,196.83	0.00	
				-1,233,976.49
MHF0000	Health Facility Svc Revolving	-1,090,453.79		
COFF	Checks Charged Off	1,000.00	0.00	
RADJ	Receipt Adjustment	395.00	0.00	
RCPT	Receipt	0.00	561,858.12	
RXFR	Transfer (Regular)	354,172.67	14,697.13	
SDIS	Distribution (Special Fund)	0.00	487,258.58	
SPEC	Special Reversing Entry	500,075.00	1,395.00	
				-1,300,019.95
MHI0100	Health Info Tech 19-5-1244	-1,864,046.08		
RCPT	Receipt	0.00	48,073.40	
RXFR	Transfer (Regular)	3,771,779.90	1,884,070.69	
SDIS	Distribution (Special Fund)	0.00	47,328.26	

Fund Transaction by Type

Start Date:7/1/17 End Date:6/29/18

Fund	Fund Description	Beginning Balance		Ending Balance
Type	Type Description	Debits	Credits	
SPEC	Special Reversing Entry	48,073.40	0.00	
WARR	Warrants	23,665.13	0.00	
				0.00
MHI0101	Health Infor Tech 19-5-1244			0.00
RADJ	Receipt Adjustment	434,125.00	5,475.00	
RCPT	Receipt	0.00	1,370,572.80	
RXFR	Transfer (Regular)	2,317,917.48	4,030,458.22	
SDIS	Distribution (Special Fund)	307,243.55	1,129,321.12	
SPEC	Special Reversing Entry	1,370,572.80	428,650.00	
				-2,534,618.31
MHR0100	AR Home Inspectors Reg			-407,668.93
RCPT	Receipt	0.00	93,990.00	
RXFR	Transfer (Regular)	46,138.70	22.17	
WARR	Warrants	20,176.00	0.00	
				-435,366.40
MHS0100	Highway Safety Special-904 O			-1,031,841.24
RCPT	Receipt	0.00	1,253,953.41	
RXFR	Transfer (Regular)	0.00	875,691.76	
WARR	Warrants	2,193,032.57	0.00	
				-968,453.84
MHT0100	Tuition Adj-Funding			0.00
RXFR	Transfer (Regular)	350,000.00	350,000.00	
				0.00
MIA0000	Innovate AR Act 1596/07 (0790			-23,310.00
RXFR	Transfer (Regular)	0.00	1,900,000.00	
WARR	Warrants	1,515,047.96	0.00	
				-408,262.04
MIF0000	WF Init Act 2015 19-5-1257			-1,381,071.97
RXFR	Transfer (Regular)	0.00	5,999,881.18	
WARR	Warrants	7,157,624.37	0.00	
				-223,328.78
MJA0000	Crime Information System			-309,177.11
AXFR	Advance Transfer	0.00	299,763.94	
GDIS	Distribution (General Fund)	0.00	3,459,829.06	
RXFR	Transfer (Regular)	4,347,557.85	278,787.74	
				0.00
MJA0100	Crime Information System			-3,076,256.17
COFF	Checks Charged Off	588.82	0.00	
RADJ	Receipt Adjustment	190.00	280.00	
RCPT	Receipt	0.00	4,554,435.14	
RXFR	Transfer (Regular)	3,535,054.51	4,133,938.25	
SDIS	Distribution (Special Fund)	0.00	2,825,776.29	
SPEC	Special Reversing Entry	3,152,310.20	360.00	
WARR	Warrants	3,796,756.59	0.00	
				-4,106,145.73
MJA0200	Crime Info System Backgrnd			-4,092,422.27
RCPT	Receipt	0.00	2,290.00	
				-4,094,712.27
MJB0101	Justice Build Maint (615)			-263,980.78
RXFR	Transfer (Regular)	0.00	54,293.16	
WARR	Warrants	1,414.82	0.00	

Fund Transaction by Type

Start Date:7/1/17 End Date:6/29/18

Fund	Fund Description	Beginning Balance	Ending Balance	
Type	Type Description	Debits	Credits	
				-316,859.12
MJC0100	Mun Crt Judge Clerk Educ-Op	-53,449.66		
RXFR	Transfer (Regular)	0.00	68,844.49	
WARR	Warrants	105,622.95	0.00	
				-16,671.20
MJF0100	Judicial Fine Coll Enhance Op	-2,334,724.33		
COFF	Checks Charged Off	117.50	0.00	
RADJ	Receipt Adjustment	183.00	1,487.50	
RCPT	Receipt	0.00	5,514,952.26	
RXFR	Transfer (Regular)	3,120,393.24	953.75	
WARR	Warrants	3,202,653.62	0.00	
				-1,528,770.48
MJM0000	DHS-Juv Det Facility Oprs	-239,234.03		
RXFR	Transfer (Regular)	400,003.00	400,000.00	
				-239,231.03
MJM0100	DHS-Juv Det Facility Oprs	0.00		
RCPT	Receipt	0.00	3,552.01	
RXFR	Transfer (Regular)	0.00	31,167.00	
WARR	Warrants	31,167.00	0.00	
				-3,552.01
MJM0200	DHS-Juv Det Facility-Benton C	0.00		
RXFR	Transfer (Regular)	0.00	22,082.00	
WARR	Warrants	22,082.00	0.00	
				0.00
MJM0300	DHS-Juv Det Fac-Craighead C	0.00		
RXFR	Transfer (Regular)	0.00	31,167.00	
WARR	Warrants	31,167.00	0.00	
				0.00
MJM0400	DHS-Juv Det Fac-Crittenden C	0.00		
RXFR	Transfer (Regular)	0.00	31,167.00	
WARR	Warrants	31,167.00	0.00	
				0.00
MJM0500	DHS-Juv Det Fac-Faulkner Co	0.00		
RXFR	Transfer (Regular)	0.00	20,786.00	
WARR	Warrants	20,783.00	0.00	
				-3.00
MJM0600	DHS-Juv Det Fac-Garland Co	0.00		
RXFR	Transfer (Regular)	0.00	28,574.00	
WARR	Warrants	28,574.00	0.00	
				0.00
MJM0700	DHS-Juv Det Fac-Independenc	0.00		
RXFR	Transfer (Regular)	0.00	31,167.00	
WARR	Warrants	31,167.00	0.00	
				0.00
MJM0800	DHS-Juv Det Fac-Jefferson Co	0.00		
RXFR	Transfer (Regular)	0.00	31,167.00	
WARR	Warrants	31,167.00	0.00	
				0.00
MJM0900	DHS-Juv Det Fac-Miller Co	0.00		
RXFR	Transfer (Regular)	0.00	31,167.00	

Fund Transaction by Type

Start Date:7/1/17 End Date:6/29/18

Fund	Fund Description	Beginning Balance	Ending Balance	
Type	Type Description	Debits	Credits	
WARR	Warrants	31,167.00	0.00	0.00
MJM1000	DHS-Juv Det Fac-Miss Co	0.00		
RXFR	Transfer (Regular)	0.00	16,891.00	
WARR	Warrants	16,891.00	0.00	0.00
MJM1200	DHS-Juv Det Fac-Pulaski Co	0.00		
RXFR	Transfer (Regular)	0.00	31,167.00	
WARR	Warrants	31,167.00	0.00	0.00
MJM1300	DHS-Juv Det Fac-Sebastian Co	0.00		
RXFR	Transfer (Regular)	0.00	31,167.00	
WARR	Warrants	31,167.00	0.00	0.00
MJM1500	DHS-Juv Det Fac-Washington	0.00		
RXFR	Transfer (Regular)	0.00	31,167.00	
WARR	Warrants	31,167.00	0.00	0.00
MJM1600	DHS-Juv Det Fac-Yell Co	0.00		
RXFR	Transfer (Regular)	0.00	31,167.00	
WARR	Warrants	31,167.00	0.00	0.00
MJU0000	Co Juror Reimburse Act 923/1	-570,353.00		
RXFR	Transfer (Regular)	0.00	552,500.04	
WARR	Warrants	575,150.00	0.00	-547,703.04
MLA0100	City-County Tourist Facilities	0.00		
LCRT	General Letter of Cert	0.00	887,908.00	
WARR	Warrants	887,908.00	0.00	0.00
MLC0000	County Aid Fund	-11,245,256.53		
4LHC	Four Lane Highway Constructio	0.00	36,656,694.11	
AXFR	Advance Transfer	0.00	3,842,601.34	
DXFR	Transfer (Deduction)	0.00	2,311,912.31	
GDIS	Distribution (General Fund)	0.00	17,586,014.66	
HDIS	Distribution (Highway Fund)	0.00	76,019,042.15	
HSDIS	Highway Severance Distribution	0.00	4,696,061.25	
RXFR	Transfer (Regular)	155,833,798.47	3,699,182.30	-222,966.18
MLC0100	County Aid Fund-Gen-(074)	-1,479,481.68		
RXFR	Transfer (Regular)	8,815,831.55	22,832,049.76	
WARR	Warrants	14,014,790.03	0.00	-1,480,909.86
MLC0200	County Aid Fund-Sp-(074)	-8,056,110.00		
CTAX	Claims & Taxes	11,653.49	398.32	
RXFR	Transfer (Regular)	223,771.97	136,669,751.61	
SDIS	Distribution (Special Fund)	0.00	4,907,836.75	
SPEC	Special Reversing Entry	5,659,313.02	46,128.45	
WARR	Warrants	142,703,030.17	0.00	-1,082,456.48
MLC0300	County Aid Military Land Sale	-105,516.01		

Fund Transaction by Type

Start Date:7/1/17

End Date:6/29/18

Fund	Fund Description	Beginning Balance		Ending Balance
Type	Type Description	Debits	Credits	
RADJ	Receipt Adjustment	136,130.85	0.00	
RCPT	Receipt	0.00	7,811,059.31	
RXFR	Transfer (Regular)	138,997.96	0.00	
WARR	Warrants	7,565,800.67	0.00	
				-75,645.84
MLC0400	Co Public Emp Blkt Bond Prgr		0.00	
RXFR	Transfer (Regular)	144,880.00	144,880.00	
				0.00
MLM0000	Municipal Aid	-11,245,256.55		
4LHC	Four Lane Highway Constructio	0.00	36,656,694.11	
AXFR	Advance Transfer	0.00	3,408,943.82	
DXFR	Transfer (Deduction)	0.00	2,311,912.31	
GDIS	Distribution (General Fund)	0.00	25,963,155.18	
HDIS	Distribution (Highway Fund)	0.00	76,019,042.17	
HSDIS	Highway Severance Distribution	0.00	4,696,061.25	
RXFR	Transfer (Regular)	166,137,294.88	6,059,195.67	
				-222,966.18
MLM0100	Municipal Aid General Revenu	-2,085,131.13		
RXFR	Transfer (Regular)	3,458,936.41	31,390,375.87	
WARR	Warrants	27,930,702.51	0.00	
				-2,085,868.08
MLM0200	Municipal Aid Highway Reveni	-72,030.13		
CTAX	Claims & Taxes	20,691.26	9,730.91	
RCPT	Receipt	0.00	13,108.76	
RXFR	Transfer (Regular)	141,820.18	130,755,680.33	
SDIS	Distribution (Special Fund)	0.00	12,702.39	
SPEC	Special Reversing Entry	22,544.85	9,436.09	
WARR	Warrants	130,611,110.32	0.00	
				-76,522.00
MLM0300	Municipal Aid Escrow (0076)	-4,937.35		
RXFR	Transfer (Regular)	6,356.07	2,230.89	
				-812.17
MLM0400	Mun Pub Emp Blkt Bond Prgm	0.00		
RXFR	Transfer (Regular)	258,160.00	258,160.00	
				0.00
MLS0100	DOL-Boiler Admin	-523,983.18		
COFF	Checks Charged Off	579.00	0.00	
RADJ	Receipt Adjustment	0.00	4,509.00	
RCPT	Receipt	0.00	834,600.74	
RXFR	Transfer (Regular)	522,587.87	0.00	
SDIS	Distribution (Special Fund)	0.00	737,025.97	
SPEC	Special Reversing Entry	838,541.74	579.00	
WARR	Warrants	180,505.79	0.00	
				-558,483.49
MLS0200	DOL-Elec Bd Oprs	-822,008.58		
COFF	Checks Charged Off	445.00	0.00	
RADJ	Receipt Adjustment	109.00	880.00	
RCPT	Receipt	0.00	563,909.36	
RXFR	Transfer (Regular)	360,830.96	0.00	
SDIS	Distribution (Special Fund)	0.00	523,018.90	
SPEC	Special Reversing Entry	562,447.34	554.00	

Fund Transaction by Type

Start Date:7/1/17 End Date:6/29/18

Fund	Fund Description	Beginning Balance		Ending Balance
Type	Type Description	Debits	Credits	
WARR	Warrants	151,845.70	0.00	
				-834,692.84
MLS0300	DOL-Other Revenue Receipts	-801,454.92		
COFF	Checks Charged Off	300.00	0.00	
RADJ	Receipt Adjustment	10,735.00	5,705.00	
RCPT	Receipt	0.00	666,084.82	
RXFR	Transfer (Regular)	369,824.00	0.00	
SDIS	Distribution (Special Fund)	0.00	368,453.70	
SPEC	Special Reversing Entry	415,564.66	0.00	
				-1,045,274.78
MMA0814	DIS ASSIST 0814 RA ACA (062	-293,463.44		
RXFR	Transfer (Regular)	293,463.44	0.00	
				0.00
MMA0819	DIS ASSIT 0819 (0620)	-12,741.02		
RXFR	Transfer (Regular)	12,741.02	0.00	
				0.00
MMA0843	Disaster Asst PA ACA (0620)	-4,610.50		
RXFR	Transfer (Regular)	0.00	500,000.00	
WARR	Warrants	498,801.88	0.00	
				-5,808.62
MMA0910	Dis Asst 0910 PA ACA 19-5-10	-7,240.60		
WARR	Warrants	3,976.14	0.00	
				-3,264.46
MMA0919	Diaster Assist PA (0620)	-0.59		
RXFR	Transfer (Regular)	0.00	2,000,000.00	
WARR	Warrants	1,520,321.00	0.00	
				-479,679.59
MMA1116	Disaster Assist (0620)	-0.04		
RXFR	Transfer (Regular)	0.04	0.00	
				0.00
MMA1211	Disaster Assist (0620)	-241.99		
RXFR	Transfer (Regular)	4,091.21	121,832.45	
WARR	Warrants	117,983.23	0.00	
				0.00
MMA1414		-85,813.00		
RXFR	Transfer (Regular)	85,813.00	0.00	
				0.00
MMA1453	Disaster Assist (0620)	-0.60		
RXFR	Transfer (Regular)	0.60	0.00	
				0.00
MMA1511	Disaster Assist (0620)	-13,555.23		
RXFR	Transfer (Regular)	13,555.23	0.00	
				0.00
MMA1524	DIS ASST 1524 RA ACA 19-5-1	-6,511.95		
RXFR	Transfer (Regular)	6,511.95	0.00	
				0.00
MMA1525	Disaster Assist (0620)	-18,024.70		
RXFR	Transfer (Regular)	18,024.70	0.00	
				0.00
MMA1527	DIS ASST 1527 RA ACA 19-5	-16,271.05		

Fund Transaction by Type

Start Date:7/1/17 End Date:6/29/18

Fund	Fund Description	Beginning Balance		Ending Balance
Type	Type Description	Debits	Credits	
RXFR	Transfer (Regular)	16,271.05	0.00	0.00
MMA1596	Disaster Assist (0620)	-2,143.73		
RXFR	Transfer (Regular)	1,000.00	0.00	-1,143.73
MMA1603	DIS ASST 1603 RA ACA 19-5-1	-4,014.76		
RXFR	Transfer (Regular)	4,014.76	0.00	0.00
MMA1608	DIS ASST 1608 HZ ACA 19-5-1	0.00		
RXFR	Transfer (Regular)	202.79	405.58	-202.79
MMA1611	DIS ASST 1611 IA ACA 19-5-1C	-22,874.28		
RXFR	Transfer (Regular)	22,874.28	0.00	0.00
MMA1614	DIS ASST 1614 IA ACA 19-5-1C	-40,745.40		
RXFR	Transfer (Regular)	40,745.40	0.00	0.00
MMA1620	DIS ASST 1620 IA ACA 19-5-1C	-55,593.24		
RXFR	Transfer (Regular)	55,593.24	0.00	0.00
MMA1701	DIS ASST 1701-HZ-ACA 19-5-1	-15,000.00		
WARR	Warrants	15,000.00	0.00	0.00
MMA1703	DIS ASST 1703-RA-ACA 19-5-1	-21,269.25		
RXFR	Transfer (Regular)	51,243.99	50,000.00	0.00
WARR	Warrants	20,025.26	0.00	0.00
MMA1705	DIS ASST 1705-IA-ACA-19-5-1C	-120,800.00		
RXFR	Transfer (Regular)	116,470.00	0.00	0.00
WARR	Warrants	4,330.00	0.00	0.00
MMA1706	DIS ASST 1706-HZ-ACA 19-5-1	0.00		
RXFR	Transfer (Regular)	7,375.00	54,695.24	-47,320.24
MMA1707	DIS ASST 1707-HZ-ACA 19-5-1	0.00		
RXFR	Transfer (Regular)	130,842.75	1,326,370.02	
WARR	Warrants	1,161,575.00	0.00	-33,952.27
MMA1710	DIS ASST 1710-RA-ACA-19-5-1	0.00		
RCPT	Receipt	0.00	256,304.10	
RXFR	Transfer (Regular)	0.00	500,000.00	
WARR	Warrants	341,738.80	0.00	-414,565.30
MMA1712	DIS ASST 1712-HZ-ACA 19-5-1	0.00		
RXFR	Transfer (Regular)	59,179.17	460,450.00	
WARR	Warrants	313,937.51	0.00	-87,333.32
MMA1713	DIS-ASST 1713-HZ-ACA19-5-1C	0.00		
RXFR	Transfer (Regular)	102,770.34	241,485.59	
WARR	Warrants	138,715.25	0.00	

Fund Transaction by Type

Start Date:7/1/17

End Date:6/29/18

Fund	Fund Description	Beginning Balance			Ending Balance
Type	Type Description	Debits	Credits		
					0.00
MMA1714	DIS-ASST 1714-HZ-ACA-19-5-1	0.00			
RXFR	Transfer (Regular)	0.00	75,000.00		
					-75,000.00
MMA1720	DIS ASST 1720-IA ACA 19-5-1(0.00			
RXFR	Transfer (Regular)	0.00	300,000.00		
WARR	Warrants	202,859.46	0.00		
					-97,140.54
MMA1722	DIS ASST 1722-PA-ACA 19-5-1	0.00			
RXFR	Transfer (Regular)	0.00	299,612.66		
WARR	Warrants	299,612.66	0.00		
					0.00
MMA1725	DIS ASST 1725-PA-ACA 19-5-1	0.00			
RXFR	Transfer (Regular)	0.00	33,529.80		
WARR	Warrants	33,529.80	0.00		
					0.00
MMA1805	DIS ASST-HZ-ACA 19-5-1006	0.00			
RXFR	Transfer (Regular)	0.00	206,375.00		
WARR	Warrants	120,387.32	0.00		
					-85,987.68
MMA1806	DIS ASST 1806-HZ-ACA-19-5-1	0.00			
RXFR	Transfer (Regular)	0.00	150,250.00		
WARR	Warrants	101,750.00	0.00		
					-48,500.00
MMA1807	DIS ASST 1807-RA-ACA 19-5-1	0.00			
RXFR	Transfer (Regular)	0.00	1,800,000.00		
WARR	Warrants	1,768,468.65	0.00		
					-31,531.35
MMA1809	DIS ASST1809-HZ-ACA 19-5-1(0.00			
RXFR	Transfer (Regular)	0.00	4,000.00		
WARR	Warrants	2,000.00	0.00		
					-2,000.00
MMA6700	Dis Asst	-66,844.91			
RXFR	Transfer (Regular)	66,844.91	0.00		
					0.00
MMA9610	HZ 9610-PA-ACA 19-5-1006	-48,077.87			
WARR	Warrants	47,808.50	0.00		
					-269.37
MMA9704	DIS ASST 9704-HZ-ACA-19-5-1	-58,100.00			
RXFR	Transfer (Regular)	3,745.49	0.00		
WARR	Warrants	54,354.51	0.00		
					0.00
MMA9705	Dis Asst 9705-HZ-ACA19-5-10(-273,000.00			
WARR	Warrants	72,000.00	0.00		
					-201,000.00
MMD0100	AOC Trial Ct Adm (0023)	-637,748.38			
RCPT	Receipt	0.00	73,023.86		
RXFR	Transfer (Regular)	6,639,377.84	7,961,295.40		
WARR	Warrants	696,800.73	0.00		
					-1,335,889.07

Fund Transaction by Type

Start Date:7/1/17

End Date:6/29/18

Fund	Fund Description	Beginning Balance		Ending Balance
Type	Type Description	Debits	Credits	
MMF0000	Performance 19-5-1013	-5,200,000.00		
AXFR	Advance Transfer	0.00	1,275,729.30	
GDIS	Distribution (General Fund)	0.00	14,724,270.70	
				-21,200,000.00
MMF0100	Performance 19-5-1013	-11,364,445.79		
RXFR	Transfer (Regular)	6,208,185.00	1,400,000.00	
				-6,556,260.79
MMT0200	Massage Therapy (0645)	-37,972.11		
COFF	Checks Charged Off	285.00	0.00	
RADJ	Receipt Adjustment	2,110.00	1,980.00	
RCPT	Receipt	0.00	148,185.00	
RXFR	Transfer (Regular)	34,814.97	403.33	
SDIS	Distribution (Special Fund)	0.00	137,288.52	
SPEC	Special Reversing Entry	148,700.00	2,355.00	
				-142,273.99
MMV0000	Motor Vehicle Acquisition	0.00		
AXFR	Advance Transfer	0.00	239,199.25	
GDIS	Distribution (General Fund)	0.00	2,760,800.75	
RXFR	Transfer (Regular)	3,000,000.00	0.00	
				0.00
MMV0200	Motor Vehicle Acquisition M&I	-947,950.73		
RXFR	Transfer (Regular)	1,112,716.57	840,707.46	
				-675,941.62
MMV0400	MVAR-M & R	-2,580,248.73		
RXFR	Transfer (Regular)	1,201,331.44	1,947,950.73	
				-3,326,868.02
MMV0A00	MVAR-0035 OFF OF MEDICAID	0.00		
RXFR	Transfer (Regular)	0.00	20,816.00	
				-20,816.00
MMV1A00	MVAR-100 HSU	0.00		
RCPT	Receipt	0.00	42,713.00	
WARR	Warrants	20,981.00	0.00	
				-21,732.00
MMV1B00	MVAR-105 SAU	-26,250.00		
WARR	Warrants	25,985.00	0.00	
				-265.00
MMV1D00	MVAR-115 SAU Tech	-17,179.00		
RCPT	Receipt	0.00	32,160.00	
RXFR	Transfer (Regular)	0.00	800.00	
WARR	Warrants	48,539.00	0.00	
				-1,600.00
MMV1F00	MVAR-125 ASU Jonesboro	0.00		
RCPT	Receipt	0.00	56,923.00	
WARR	Warrants	5,000.00	0.00	
				-51,923.00
MMV1G00	MVAR-130 ATU	-3,400.00		
RCPT	Receipt	0.00	61,471.00	
WARR	Warrants	61,471.00	0.00	
				-3,400.00
MMV1H00	MVAR-135 UAF	-396,465.21		

Fund Transaction by Type

Start Date:7/1/17 End Date:6/29/18

Fund	Fund Description	Beginning Balance	Ending Balance
Type	Type Description	Debits	Credits
RCPT	Receipt	0.00	543,050.78
RXFR	Transfer (Regular)	0.00	40,982.38
WARR	Warrants	806,389.99	0.00
			-174,108.38
MMV1I00	MVAR-145 UALR	-100.00	
RXFR	Transfer (Regular)	0.00	7,050.12
			-7,150.12
MMV1J00	MVAR-150 UAMS	-37,275.00	
RCPT	Receipt	0.00	39,384.75
RXFR	Transfer (Regular)	0.00	17,139.87
WARR	Warrants	81,474.00	0.00
			-12,325.62
MMV1L00	MVAR-160 UAPB	-56,250.90	
WARR	Warrants	46,450.00	0.00
			-9,800.90
MMV1M00	MVAR-165 UCA	-35.00	
RCPT	Receipt	0.00	47,383.38
WARR	Warrants	46,827.00	0.00
			-591.38
MMV1O00	MVAR-175 Garland Co CC	-19,640.00	
RCPT	Receipt	0.00	41,724.00
			-61,364.00
MMV1Q00	MVAR-185 NACC	0.00	
RCPT	Receipt	0.00	2,000.00
RXFR	Transfer (Regular)	0.00	34,964.00
WARR	Warrants	36,964.00	0.00
			0.00
MMV1R00	MVAR-190 PCCC	0.00	
RCPT	Receipt	0.00	48,984.00
			-48,984.00
MMV1W00	MVAR-128 ASU Mtn Hm	0.00	
RCPT	Receipt	0.00	21,640.56
RXFR	Transfer (Regular)	0.00	13,854.56
WARR	Warrants	28,445.00	0.00
			-7,050.12
MMV1Y00	MVAR-167 UA Hope	0.00	
RCPT	Receipt	0.00	29,601.00
WARR	Warrants	29,601.00	0.00
			0.00
MMV2A00	MVAR-219 Child Welfare	0.00	
RXFR	Transfer (Regular)	20,815.00	20,815.00
			0.00
MMV2E00	MV-Tobacco Ctl Brd	-84,330.00	
RXFR	Transfer (Regular)	84,175.00	0.00
			-155.00
MMV3B00	MVAR 0320 MotorVehComm 0	0.00	
RXFR	Transfer (Regular)	41,030.00	41,030.00
			0.00
MMV3K00	MVAR Lvstk & Pltry	-730.00	
RXFR	Transfer (Regular)	730.00	0.00

Fund Transaction by Type

Start Date:7/1/17 End Date:6/29/18

Fund	Fund Description	Beginning Balance		Ending Balance
Type	Type Description	Debits	Credits	
				0.00
MMV3O00	MVAR Vet Affairs			0.00
RXFR	Transfer (Regular)	0.00	4,754.93	
				-4,754.93
MMV4B00	Agri Dept (0620)			-296,191.82
RXFR	Transfer (Regular)	525,152.00	429,285.00	
				-200,324.82
MMV4E00	MVAR Geology			-4,952.25
RXFR	Transfer (Regular)	15,995.00	11,042.75	
				0.00
MMV4F00	MVAR Insurance			-27,317.99
RXFR	Transfer (Regular)	73,777.00	74,057.00	
				-27,597.99
MMV4H00	MVAR Pub Serv Comm			-3,000.00
RXFR	Transfer (Regular)	20,719.00	20,719.00	
				-3,000.00
MMV4I00	MVAR Soil & Water			0.00
RXFR	Transfer (Regular)	0.00	27,321.00	
				-27,321.00
MMV4M00	MVAR Correct			-395,595.00
RXFR	Transfer (Regular)	429,410.00	429,198.00	
				-395,383.00
MMV4N00	MVAR Cmty Punishment			-273,835.00
RXFR	Transfer (Regular)	446,931.00	2,259,883.02	
				-2,086,787.02
MMV5C00	MVAR Blind Sch			0.00
RXFR	Transfer (Regular)	17,827.00	17,827.00	
				0.00
MMV5F00	MVAR Library			-23,419.85
RXFR	Transfer (Regular)	23,419.85	0.00	
				0.00
MMV5G00	MVAR VT Rehab			0.00
RXFR	Transfer (Regular)	98,915.00	98,915.00	
				0.00
MMV6E00	MVAR Rev			-186,751.06
RXFR	Transfer (Regular)	556,138.38	556,138.38	
				-186,751.06
MMV6G00	MVAR Health			-63,831.27
RXFR	Transfer (Regular)	46,498.00	89,988.06	
				-107,321.33
MMV6O00	MVAR Ozark TC			0.00
RCPT	Receipt	0.00	21,031.00	
WARR	Warrants	21,031.00	0.00	
				0.00
MMV7A00	MVAR Higher Ed			0.00
RXFR	Transfer (Regular)	24,398.19	24,398.19	
				0.00
MMV7B00	MVAR DHS			-149,838.97
RXFR	Transfer (Regular)	218,335.00	240,261.00	
				-171,764.97

Fund Transaction by Type

Start Date:7/1/17 End Date:6/29/18

Fund	Fund Description	Beginning Balance	Ending Balance	
Type	Type Description	Debits	Credits	
MMV8C00	MVAR DAH Central	0.00		
RXFR	Transfer (Regular)	0.00	10,594.00	
				-10,594.00
MMV8H00	MVAR DAH Natural Heritage	-10,594.50		
RXFR	Transfer (Regular)	10,594.00	0.00	
				-0.50
MMV9A00	MVAR Dept of Parks & Tourisr	-282,164.22		
RXFR	Transfer (Regular)	435,570.40	701,563.44	
				-548,157.26
MMV9C00	MVAR AR Dept of Eviron Qual	-6,404.57		
RXFR	Transfer (Regular)	26,238.19	174,218.19	
				-154,384.57
MMV9E00	MVAR Crime Lab	0.00		
RXFR	Transfer (Regular)	17,945.00	50,011.00	
				-32,066.00
MMV9F00	MVAR State Police	0.00		
RXFR	Transfer (Regular)	3,899,427.76	4,597,400.00	
				-697,972.24
MMV9G00	MVAR Military	-94,122.00		
RXFR	Transfer (Regular)	78,025.00	26,628.00	
				-42,725.00
MMV9I00	MVAR AR Crime Information C	0.00		
RXFR	Transfer (Regular)	0.00	35,819.00	
				-35,819.00
MMV9J00	MVAR 995 Off Of Emergency :	0.00		
RXFR	Transfer (Regular)	90,879.00	90,879.00	
				0.00
MNA0100	Information Network of AR-Op	-1,765,455.85		
RADJ	Receipt Adjustment	58,062.00	58,062.00	
RCPT	Receipt	0.00	235,276.00	
RXFR	Transfer (Regular)	1,345,000.00	1,000,000.01	
SDIS	Distribution (Special Fund)	56,262.08	56,262.07	
SPEC	Special Reversing Entry	58,062.00	58,062.00	
WARR	Warrants	400.00	0.00	
				-1,655,331.85
MNU0000	Umilical Cord Blood 777/09	-141.00		
RXFR	Transfer (Regular)	0.00	3,173.92	
WARR	Warrants	3,169.92	0.00	
				-145.00
MPC0000	DFA Purchase Card Prog	-1,174,322.81		
RCPT	Receipt	0.00	1,126,630.16	
RXFR	Transfer (Regular)	180,669.39	672,497.16	
WARR	Warrants	2,218,208.30	0.00	
				-574,572.44
MPH0000	Property Sales Holding	-736,500.35		
COFF	Checks Charged Off	1,215.00	0.00	
RCPT	Receipt	0.00	3,083,956.45	
RXFR	Transfer (Regular)	2,963,660.08	0.00	
WARR	Warrants	83,125.25	0.00	
				-772,456.47

Fund Transaction by Type

Start Date:7/1/17 End Date:6/29/18

Fund	Fund Description	Beginning Balance		Ending Balance
Type	Type Description	Debits	Credits	
MPH0100	Property Sales Holding	-531,566.83		
RCPT	Receipt	0.00	658.90	
RXFR	Transfer (Regular)	471,431.21	569,258.91	
WARR	Warrants	156,202.99	0.00	
				-473,850.44
MPH0200	Property Sales Holding	-298,581.57		
RXFR	Transfer (Regular)	1,893,912.64	2,397,736.50	
WARR	Warrants	604,936.86	0.00	
				-197,468.57
MPL0645	Lead Based Paint Haz (0645)	-304,436.46		
RCPT	Receipt	0.00	12,900.00	
SDIS	Distribution (Special Fund)	0.00	10,927.93	
SPEC	Special Reversing Entry	12,900.00	0.00	
				-315,364.39
MPT0100	AR Parks & Trsm-Parks Div	-295,837.15		
RCPT	Receipt	0.00	4.61	
RXFR	Transfer (Regular)	194,202.68	26,250.50	
WARR	Warrants	63,948.51	0.00	
				-63,941.07
MPT0200	AR Parks & Trsm-Outdoor Grn	-4,876,083.51		
RXFR	Transfer (Regular)	232,230.26	3,225,013.36	
SDIS	Distribution (Special Fund)	0.00	2,598,917.18	
SPEC	Special Reversing Entry	3,225,013.36	232,230.26	
WARR	Warrants	1,995,004.24	0.00	
				-5,479,996.45
MPW0000	AR Port&Waterway Dev Grant	-1,140,401.53		
RCPT	Receipt	0.00	25,356.01	
RXFR	Transfer (Regular)	0.00	940,032.53	
WARR	Warrants	1,154,069.50	0.00	
				-951,720.57
MQA0000	Quick Action Closing Act 510//	-55,095,078.54		
RADJ	Receipt Adjustment	12,500.00	12,500.00	
RCPT	Receipt	0.00	2,199,640.55	
RXFR	Transfer (Regular)	9,479,126.00	18,958,252.00	
WARR	Warrants	3,110,765.00	0.00	
				-63,663,080.09
MRC0100	Quick Copy Srv Ctr-Oprs	-111,930.62		
RXFR	Transfer (Regular)	111,930.62	0.00	
				0.00
MRD0000	RainyDay Act 1084/2017	0.00		
AXFR	Advance Transfer	0.00	1,265,960.09	
GDIS	Distribution (General Fund)	0.00	14,611,515.91	
RXFR	Transfer (Regular)	248,317,469.64	277,521,374.64	
				-45,081,381.00
MRDEXLS	Ex/Leg Setaside (0620)	0.00		
RXFR	Transfer (Regular)	22,000,000.00	52,000,000.00	
				-30,000,000.00
MRDPDOB	Priority/Debt Ob (0620)	0.00		
RXFR	Transfer (Regular)	99,052,925.00	160,500,000.00	
				-61,447,075.00
MRE0401	DFA Build Auth RE (615)	-1,527,878.61		

Fund Transaction by Type

Start Date:7/1/17

End Date:6/29/18

Fund	Fund Description	Beginning Balance		Ending Balance
Type	Type Description	Debits	Credits	
RXFR	Transfer (Regular)	6,285.00	0.00	
WARR	Warrants	371,308.73	0.00	
				-1,150,284.88
MRF0101	Rural Fire Protection 19-5-1011	-470,858.05		
RCPT	Receipt	0.00	458,311.85	
WARR	Warrants	434,828.45	0.00	
				-494,341.45
MRP0100	DHS-MEDICAID REBATE REV(-33,044,743.73		
RCPT	Receipt	0.00	221,944,418.04	
RXFR	Transfer (Regular)	237,790,872.08	0.00	
				-17,198,289.69
MSB0000	Minority&Women Owned Buss	-299,068.56		
RCPT	Receipt	0.00	400.00	
WARR	Warrants	125.00	0.00	
				-299,343.56
MSH0000	Safe Harbor Exploited Childrei	-37,275.73		
RCPT	Receipt	0.00	13,250.01	
				-50,525.74
MSR0100	St Military Sp Revl	-312,014.35		
RXFR	Transfer (Regular)	15,844.60	0.00	
WARR	Warrants	38.37	0.00	
				-296,131.38
MST0100	AEDC-AR Acceleration (790)	-26.10		
RXFR	Transfer (Regular)	2,150,000.00	4,810,330.00	
WARR	Warrants	1,420,330.00	0.00	
				-1,240,026.10
MTA0000	Miscellaneous Revolving	-3,591.09		
CTAX	Claims & Taxes	175.00	175.00	
RCPT	Receipt	0.00	1,710,867.74	
RXFR	Transfer (Regular)	1,715,633.73	1,174.90	
				0.00
MTA0201	Misc Revl-Widow/Depnd Chldr	-108,939.45		
CTAX	Claims & Taxes	156.18	149,559.64	
RXFR	Transfer (Regular)	4,682.12	2,193,247.79	
WARR	Warrants	1,674,457.84	0.00	
				-772,450.74
MTA0202	Death Benefit Agency (0360)	0.00		
RXFR	Transfer (Regular)	0.00	33,750.00	
WARR	Warrants	8,750.00	0.00	
				-25,000.00
MTA0300	DFA-Miscellaneous Revl-Reve	-116,792.58		
CTAX	Claims & Taxes	9,423.35	103,676.72	
RXFR	Transfer (Regular)	11,620.89	8,938.45	
WARR	Warrants	96,179.34	0.00	
				-112,184.17
MTA0301	Sales/Use Tax Refunds (0630)	-12,853,077.78		
RXFR	Transfer (Regular)	475,496.79	93,641,423.56	
WARR	Warrants	95,489,732.27	0.00	
				-10,529,272.28
MTA0302	Motor Fuel Tax Ref (0630)	-37,029.22		

Fund Transaction by Type

Start Date:7/1/17 End Date:6/29/18

Fund	Fund Description	Beginning Balance		Ending Balance
Type	Type Description	Debits	Credits	
RXFR	Transfer (Regular)	1,584.41	495,860.63	
WARR	Warrants	446,328.79	0.00	
				-84,976.65
MTA0303	Natl Gas Sev Tax Ref (0630)	-4,017.89		
RXFR	Transfer (Regular)	0.00	1,372,412.62	
WARR	Warrants	1,002,410.56	0.00	
				-374,019.95
MTA0304	Alcohol Tax Refunds (0630)	-645.71		
CTAX	Claims & Taxes	0.00	3,000.00	
RXFR	Transfer (Regular)	0.00	291,292.20	
WARR	Warrants	284,181.26	0.00	
				-10,756.65
MTA0305	Soft Drink Tax Refunds (0630)	-1,461.38		
RXFR	Transfer (Regular)	57,679.52	155,811.11	
WARR	Warrants	95,737.39	0.00	
				-3,855.58
MTA0306	Cigarette/Tobacco Tax Ref 063	-110.38		
RXFR	Transfer (Regular)	50,102.28	650,351.81	
WARR	Warrants	69,733.55	0.00	
				-530,626.36
MTA0307	Severance Tax Refunds (0630)	-2,012.21		
RXFR	Transfer (Regular)	0.00	408,322.26	
WARR	Warrants	406,432.55	0.00	
				-3,901.92
MTA0308	Amusement Tax Refunds (063	-100.00		
RXFR	Transfer (Regular)	0.00	3,172.50	
WARR	Warrants	3,090.00	0.00	
				-182.50
MTA0309	Vending Device Refunds (0630	-65.00		
RXFR	Transfer (Regular)	0.00	41,417.00	
WARR	Warrants	32,123.00	0.00	
				-9,359.00
MTA0310	Beef Council Refunds (0630)	0.00		
RXFR	Transfer (Regular)	0.00	18.00	
WARR	Warrants	18.00	0.00	
				0.00
MTA0313	Corn/Grain/Sorgum Refund (06	-202.51		
RXFR	Transfer (Regular)	0.00	6,192.84	
WARR	Warrants	5,116.40	0.00	
				-1,278.95
MTA0314	Rice Assessment Refund (063	0.00		
RXFR	Transfer (Regular)	0.00	3,969.93	
WARR	Warrants	3,969.93	0.00	
				0.00
MTA0315	Soybean Assessment Refund	0.00		
RXFR	Transfer (Regular)	0.00	761.98	
WARR	Warrants	761.98	0.00	
				0.00
MTA0316	Wheat Assessment Refund (06	-73.70		
RXFR	Transfer (Regular)	0.00	4,975.22	

Fund Transaction by Type

Start Date:7/1/17 End Date:6/29/18

Fund	Fund Description	Beginning Balance	Ending Balance
Type	Type Description	Debits	Credits
WARR	Warrants	3,899.88	0.00
			-1,149.04
MTA0317	Craft Trng Permits Refund 063	0.00	
RXFR	Transfer (Regular)	0.00	8,163.94
WARR	Warrants	8,163.94	0.00
			0.00
MTA0318	Telephone Tariff (0630)	0.00	
RXFR	Transfer (Regular)	0.00	132.22
WARR	Warrants	83.84	0.00
			-48.38
MTA0319	WasteTireFeeRefund (0630)	-2,353.69	
RXFR	Transfer (Regular)	103.55	49,092.58
WARR	Warrants	35,810.88	0.00
			-15,531.84
MTA0321	Bingo Tax/Fee Refunds	0.00	
RXFR	Transfer (Regular)	0.00	390.00
WARR	Warrants	350.00	0.00
			-40.00
MTA0322	Misc Revol RET Tx/AdVal (063)	-7,781.60	
RXFR	Transfer (Regular)	3,290.10	110,966.50
WARR	Warrants	106,515.80	0.00
			-8,942.20
MTA0323	Fantasy Game Refunds 19-5-1	0.00	
CTAX	Claims & Taxes	0.00	3,358.20
RXFR	Transfer (Regular)	0.00	23.41
WARR	Warrants	3,380.31	0.00
			-1.30
MTA03DS	Misc Revolv DrvSvcs (0630)	-31,079.87	
RXFR	Transfer (Regular)	2,618.87	454,437.77
WARR	Warrants	327,490.93	0.00
			-155,407.84
MTA03MV	MiscRevolv MotorVeh (0630)	-648,243.42	
RXFR	Transfer (Regular)	16,948.01	1,522,900.50
WARR	Warrants	1,941,830.88	0.00
			-212,365.03
MTA0401	Misc Revl-Ins Dept-Pub Sch Cl	-390,495.45	
RCPT	Receipt	0.00	63,064.49
WARR	Warrants	44,772.75	0.00
			-408,787.19
MTA0402	Misc Revl-Ins Dept-Co Claims	-26,478.83	
RCPT	Receipt	0.00	46.14
WARR	Warrants	5,250.64	0.00
			-21,274.33
MTA0403	Misc Revl-Ins Dept-City Claims	-337,406.55	
WARR	Warrants	21,816.86	0.00
			-315,589.69
MTA0404	Misc Revl-Ins Dept-Overpayme	-2,095,378.21	
CTAX	Claims & Taxes	782,942.01	12,379,824.90
WARR	Warrants	9,597,692.18	0.00
			-4,094,568.92

Fund Transaction by Type

Start Date:7/1/17 End Date:6/29/18

Fund	Fund Description	Beginning Balance		Ending Balance
Type	Type Description	Debits	Credits	
MTA2001	Misc Rev-Emrg Procl	-175,000.00		
RXFR	Transfer (Regular)	0.00	400,000.00	
WARR	Warrants	350,400.00	0.00	
				-224,600.00
MTA2100	Misc Revl-St Empl Bikt Bnd Pr	0.00		
CTAX	Claims & Taxes	298.96	298.96	
RCPT	Receipt	0.00	1,203.78	
RXFR	Transfer (Regular)	290,692.62	289,815.82	
				-326.98
MTA6300	Misc Rev-Corp Fees & Tax Ref	-106,537.52		
CTAX	Claims & Taxes	12,287.86	288,712.14	
WARR	Warrants	345,546.37	0.00	
				-37,415.43
MUI0000	Unemploy Ins Adm §19-5-1230	-3,623,550.32		
RCPT	Receipt	0.00	2,500,000.00	
RXFR	Transfer (Regular)	155,144.44	0.00	
WARR	Warrants	1,155,119.53	0.00	
				-4,813,286.35
MUP0100	AR Unpaved Rds Prog 19-5-12	0.00		
RCPT	Receipt	0.00	215,000.00	
WARR	Warrants	149,631.00	0.00	
				-65,369.00
MWA0100	Geology Map Resale Revolving	-40,446.56		
RCPT	Receipt	0.00	7,818.74	
RXFR	Transfer (Regular)	0.00	1,269.68	
WARR	Warrants	2,142.50	0.00	
				-47,392.48
MWF0000	COUNTY ROAD CONST & MAI	0.00		
RXFR	Transfer (Regular)	139,211.39	139,211.39	
				0.00
MWH0200	ADEM Federal Surplus 1187/05	-901,524.17		
COFF	Checks Charged Off	5,136.00	0.00	
RADJ	Receipt Adjustment	476.08	476.08	
RCPT	Receipt	0.00	1,622,238.50	
RXFR	Transfer (Regular)	683,760.12	4,205.09	
WARR	Warrants	924,315.32	0.00	
				-914,756.32
MWJ0101	DFA Build Auth Admin (615)	-6,766,720.59		
RCPT	Receipt	0.00	12,678,976.73	
RXFR	Transfer (Regular)	3,751,201.57	10,858.46	
WARR	Warrants	7,696,079.74	0.00	
				-8,009,274.47
MWJ0201	Justice Bldg Oper (0615)	-30,284.22		
RCPT	Receipt	0.00	40.00	
RXFR	Transfer (Regular)	75,799.12	539,000.00	
WARR	Warrants	474,832.21	0.00	
				-18,692.89
MWJ0301	Critical Maintenance (615)	-6,503,334.45		
RCPT	Receipt	0.00	369,743.53	
RXFR	Transfer (Regular)	0.00	2,400,140.44	
WARR	Warrants	1,616,658.89	0.00	

Fund Transaction by Type

Start Date:7/1/17 End Date:6/29/18

Fund	Fund Description	Beginning Balance		Ending Balance
Type	Type Description	Debits	Credits	
				-7,656,559.53
MWP0000	Solid Waste Performance Bon	-146,898.33		
WARR	Warrants	136,982.48	0.00	
				-9,915.85
MWS0000	Workforce Services § 19-5-123	0.00		
AXFR	Advance Transfer	0.00	308,155.59	
GDIS	Distribution (General Fund)	0.00	3,556,684.41	
RXFR	Transfer (Regular)	3,864,840.00	0.00	
				0.00
MWW0000	Wastewater Licensing	-484,704.94		
COFF	Checks Charged Off	590.00	0.00	
RCPT	Receipt	0.00	118,500.00	
RXFR	Transfer (Regular)	68,566.43	2,653.25	
WARR	Warrants	15,693.42	0.00	
				-521,008.34
NAB0000	DFA-ABC-Admin-Int Treas	-4,942.65		
DXFR	Transfer (Deduction)	0.00	72.29	
RCPT	Receipt	0.00	890.00	
WARR	Warrants	1,760.95	0.00	
				-4,143.99
NAC0000	Admin Off Of Crts-Interest Tre	-142,629.11		
DXFR	Transfer (Deduction)	0.00	2,462.80	
RCPT	Receipt	0.00	40,540.20	
WARR	Warrants	70,892.41	0.00	
				-114,739.70
NAC0200	Adm Office of Courts Treas Int	-229,476.18		
DXFR	Transfer (Deduction)	0.00	4,374.64	
RCPT	Receipt	0.00	22,950.00	
RXFR	Transfer (Regular)	4,013.18	0.00	
WARR	Warrants	34,999.89	0.00	
				-217,787.75
NAC0300	AOC Court Mgmt Prog (0023)	-38,087.59		
DXFR	Transfer (Deduction)	0.00	633.51	
RCPT	Receipt	0.00	24,932.00	
WARR	Warrants	21,321.03	0.00	
				-42,332.07
NAC0500	Court Automation Project (002	-10,117.21		
DXFR	Transfer (Deduction)	0.00	202.24	
				-10,319.45
NAC0600	Court Interpreters-Cash-Treas	-13.03		
DXFR	Transfer (Deduction)	0.00	100.14	
RCPT	Receipt	0.00	18,777.67	
WARR	Warrants	13,645.67	0.00	
				-5,245.17
NAC0700	AOC Statewide Software Licer	0.00		
DXFR	Transfer (Deduction)	0.00	10.81	
RCPT	Receipt	0.00	7,132.35	
WARR	Warrants	5,449.35	0.00	
				-1,693.81
NAC0900	Additional Ct Security Grants	0.00		
DXFR	Transfer (Deduction)	0.00	65.00	

Fund Transaction by Type

Start Date:7/1/17 End Date:6/29/18

Fund	Fund Description	Beginning Balance		Ending Balance
Type	Type Description	Debits	Credits	
RXFR	Transfer (Regular)	0.00	300,000.00	
WARR	Warrants	181,356.27	0.00	
				-118,708.73
NAD0000	Agri Cash Operations (0400)	-71,567.77		
DXFR	Transfer (Deduction)	0.00	2,626.08	
RADJ	Receipt Adjustment	7,492.85	50.00	
RCPT	Receipt	0.00	160,788.46	
RXFR	Transfer (Regular)	6,450.84	2,474.11	
WARR	Warrants	29,251.68	0.00	
				-194,311.05
NAD0100	Agri Cash Oper-Fair Cons Gra	-847,374.08		
DXFR	Transfer (Deduction)	0.00	3,243.98	
WARR	Warrants	792,000.00	0.00	
				-58,618.06
NAG2015	Cash Fund for AG FY2015	-35.84		
DXFR	Transfer (Deduction)	0.00	0.72	
				-36.56
NAI0000	Architect/Landscape/Int Desig	-2,001,682.36		
COFF	Checks Charged Off	250.00	0.00	
DXFR	Transfer (Deduction)	0.00	41,969.30	
RCPT	Receipt	0.00	458,478.28	
RXFR	Transfer (Regular)	178,218.40	580.57	
WARR	Warrants	146,344.74	0.00	
				-2,177,897.37
NAR0000	Appraiser Lic & Cert Brd Treas	-632,670.07		
COFF	Checks Charged Off	396.25	0.00	
DXFR	Transfer (Deduction)	0.00	16,424.25	
FORG	Forgery	0.00	141.53	
RADJ	Receipt Adjustment	750.00	750.00	
RCPT	Receipt	0.00	817,113.73	
RXFR	Transfer (Regular)	226,311.50	455.19	
WARR	Warrants	169,605.72	0.00	
				-1,070,491.30
NAT0000	AR St Athletic Trng Brd (0208)	-165,065.02		
COFF	Checks Charged Off	125.00	0.00	
DXFR	Transfer (Deduction)	0.00	3,311.36	
RADJ	Receipt Adjustment	200.00	200.00	
RCPT	Receipt	0.00	21,798.19	
WARR	Warrants	15,321.17	0.00	
				-174,728.40
NBA0301	Cash in Treasury Asbestos	-2,982,251.08		
DXFR	Transfer (Deduction)	0.00	56,438.32	
RXFR	Transfer (Regular)	0.00	30.60	
WARR	Warrants	239,648.25	0.00	
				-2,799,071.75
NBE0000	Barber Examiners Bd 50/09	-175,337.82		
COFF	Checks Charged Off	50.00	0.00	
DXFR	Transfer (Deduction)	0.00	4,634.71	
RCPT	Receipt	0.00	262,080.00	
RXFR	Transfer (Regular)	188,216.79	22.50	
WARR	Warrants	59,246.16	0.00	

Fund Transaction by Type

Start Date:7/1/17 End Date:6/29/18

Fund	Fund Description	Beginning Balance	Ending Balance	
Type	Type Description	Debits	Credits	
				-194,562.08
NBF0000	Burial Board (0215)	-318,009.95		
DXFR	Transfer (Deduction)	0.00	6,290.60	
RCPT	Receipt	0.00	140,281.84	
RXFR	Transfer (Regular)	116,149.64	34,677.24	
WARR	Warrants	39,196.58	0.00	
				-343,913.41
NBF0100	Burial Board Guaranty (0215)	-97,990.64		
DXFR	Transfer (Deduction)	0.00	1,958.74	
				-99,949.38
NBP0000	Psychology Bd Operations Cl	-509,329.87		
DXFR	Transfer (Deduction)	0.00	9,919.51	
RCPT	Receipt	0.00	220,620.40	
RXFR	Transfer (Regular)	78,758.33	20.03	
WARR	Warrants	64,664.51	0.00	
				-596,466.97
NCA0000	Assessment Coordination (048	-172,108.99		
DXFR	Transfer (Deduction)	0.00	2,417.58	
RCPT	Receipt	0.00	37,601.76	
WARR	Warrants	113,650.00	0.00	
				-98,478.33
NCB0000	Cemetery Bd-Interest Treas	-30,380.33		
DXFR	Transfer (Deduction)	0.00	720.05	
RCPT	Receipt	0.00	56,711.00	
RXFR	Transfer (Regular)	1,420.98	0.00	
WARR	Warrants	53,252.20	0.00	
				-33,138.20
NCB0100	CB Insolvent Loan Fund (0218	-116,989.23		
DXFR	Transfer (Deduction)	0.00	2,392.81	
RCPT	Receipt	0.00	10,400.00	
				-129,782.04
NCC0000	ACC Residents Services (0485	-1,890,267.48		
DXFR	Transfer (Deduction)	0.00	41,904.05	
RADJ	Receipt Adjustment	27.36	27.36	
RCPT	Receipt	0.00	1,855,489.04	
RXFR	Transfer (Regular)	142,504.70	483,542.19	
SDIS	Distribution (Special Fund)	0.00	0.00	
SPEC	Special Reversing Entry	27.36	27.36	
WARR	Warrants	1,594,591.16	0.00	
				-2,534,106.90
NCC1600	DCC Cash Administration	-17,691.97		
DXFR	Transfer (Deduction)	0.00	353.65	
				-18,045.62
NCD0001	ACIC-Sys Conf-Int Treas	-281.03		
DXFR	Transfer (Deduction)	0.00	158.91	
RADJ	Receipt Adjustment	0.00	190.00	
RCPT	Receipt	0.00	44,670.00	
WARR	Warrants	44,849.11	0.00	
				-450.83
NCE0100	Career Ed-LESO (0590)	-288,605.15		
DXFR	Transfer (Deduction)	0.00	6,573.07	

Fund Transaction by Type

Start Date:7/1/17 End Date:6/29/18

Fund	Fund Description	Beginning Balance	Ending Balance
Type	Type Description	Debits	Credits
RCPT	Receipt	0.00	76,998.75
WARR	Warrants	16,808.47	0.00
			-355,368.50
NCE0400	Entergy Hope Grant (0590)	0.00	
DXFR	Transfer (Deduction)	0.00	387.22
RCPT	Receipt	0.00	50,000.00
WARR	Warrants	50,000.00	0.00
			-387.22
NCG0300	Landslide Rsch (0420)	-51,622.72	
DXFR	Transfer (Deduction)	0.00	1,685.34
RCPT	Receipt	0.00	111,993.64
RXFR	Transfer (Regular)	61,816.26	13,995.00
WARR	Warrants	69,525.25	0.00
			-47,955.19
NCH0000	Chiropractic Exam Brd (0265)	-449,631.26	
COFF	Checks Charged Off	125.00	0.00
DXFR	Transfer (Deduction)	0.00	9,646.10
RCPT	Receipt	0.00	186,262.89
RXFR	Transfer (Regular)	71,700.24	119.59
WARR	Warrants	57,828.90	0.00
			-516,005.70
NCS0000	Supreme Court Cash (0032)	-10,283.72	
DXFR	Transfer (Deduction)	0.00	153.12
WARR	Warrants	10,372.64	0.00
			-64.20
NDA0000	Alcohol/Drug Abuse (0204)	-20,405.65	
COFF	Checks Charged Off	250.00	0.00
DXFR	Transfer (Deduction)	0.00	607.09
RCPT	Receipt	0.00	43,860.00
RXFR	Transfer (Regular)	3,939.99	0.00
WARR	Warrants	17,591.83	0.00
			-43,090.92
NDB0000	Dental Board-Cash in Treas	-921,932.33	
COFF	Checks Charged Off	150.00	0.00
DXFR	Transfer (Deduction)	0.00	31,053.96
RCPT	Receipt	0.00	1,541,845.90
RXFR	Transfer (Regular)	215,010.36	0.00
WARR	Warrants	129,694.18	0.00
			-2,149,977.65
NDC0100	ADC Inmate Telephone	-3,145,339.77	
DXFR	Transfer (Deduction)	0.00	61,294.62
RCPT	Receipt	0.00	2,939,544.92
RXFR	Transfer (Regular)	378,437.37	228,100.01
WARR	Warrants	1,666,696.96	0.00
			-4,329,144.99
NDC0200	ADC Inmate Welfare	-5,405,094.12	
COFF	Checks Charged Off	10,997.60	0.00
DXFR	Transfer (Deduction)	0.00	130,024.18
RCPT	Receipt	0.00	13,115,301.27
RXFR	Transfer (Regular)	1,996.77	845.96
WARR	Warrants	11,616,275.24	0.00

Fund Transaction by Type

Start Date:7/1/17 End Date:6/29/18

Fund	Fund Description	Beginning Balance		Ending Balance
Type	Type Description	Debits	Credits	
				-7,021,995.92
NDC0300	ADC Work Release	-7,950,569.79		
DXFR	Transfer (Deduction)	0.00	162,375.70	
RCPT	Receipt	0.00	3,697,736.32	
RXFR	Transfer (Regular)	471,627.87	1,245,926.56	
WARR	Warrants	4,060,895.09	0.00	
				-8,524,085.41
NDC0400	ADC Fire Station-Cash in Trea	-3,053.89		
DXFR	Transfer (Deduction)	0.00	381.26	
RCPT	Receipt	0.00	33,294.75	
WARR	Warrants	29,657.47	0.00	
				-7,072.43
NDC0500	ADC Paws in Prison	-100,471.33		
DXFR	Transfer (Deduction)	0.00	2,009.30	
RCPT	Receipt	0.00	477.96	
RXFR	Transfer (Regular)	0.00	46,829.34	
WARR	Warrants	44,929.59	0.00	
				-104,858.34
NDC0600	Medical Monetary Sanctions F	-1,465,945.35		
DXFR	Transfer (Deduction)	0.00	27,785.33	
RCPT	Receipt	0.00	202,950.00	
RXFR	Transfer (Regular)	0.00	700.67	
WARR	Warrants	150,392.66	0.00	
				-1,546,988.69
NDD0001	Insurance-MM-Interest Treas	-67,339.02		
DXFR	Transfer (Deduction)	0.00	1,314.43	
WARR	Warrants	2,963.20	0.00	
				-65,690.25
NDD0002	Insurance-Travel-Interest Trea	-1,464.06		
DXFR	Transfer (Deduction)	0.00	444.41	
RCPT	Receipt	0.00	33,565.46	
RXFR	Transfer (Regular)	26,501.74	0.00	
WARR	Warrants	5,606.99	0.00	
				-3,365.20
NDD0003	INS-Criminal Background Che	-12,125.89		
CTAX	Claims & Taxes	66.00	0.00	
DXFR	Transfer (Deduction)	0.00	205.08	
RADJ	Receipt Adjustment	0.00	5,327.00	
RCPT	Receipt	0.00	1,723.00	
WARR	Warrants	9,277.45	0.00	
				-10,037.52
NDD0005	REGULATORY CONTACTS (04	-66,668.21		
DXFR	Transfer (Deduction)	0.00	1,110.62	
RXFR	Transfer (Regular)	67,778.83	0.00	
				0.00
NDE0000	Energy Efficiency Cash (0790)	-922,314.19		
DXFR	Transfer (Deduction)	0.00	1,828.45	
RXFR	Transfer (Regular)	814,107.74	4,050.95	
WARR	Warrants	114,085.85	0.00	
				0.00
NDE0200	Clean Cities Coalition19-5-104	-81,291.07		

Fund Transaction by Type

Start Date:7/1/17

End Date:6/29/18

Fund	Fund Description	Beginning Balance	Ending Balance
Type	Type Description	Debits	Credits
DXFR	Transfer (Deduction)	0.00	176.21
RXFR	Transfer (Regular)	81,467.28	0.00
			0.00
NDE0300	Gaseous Fuels Rebate Prg (07)	-428,642.57	
DXFR	Transfer (Deduction)	0.00	929.16
RXFR	Transfer (Regular)	429,571.73	0.00
			0.00
NDE0400	EnergyPerfContractPrg (0790)	-75,221.83	
DXFR	Transfer (Deduction)	0.00	163.06
RXFR	Transfer (Regular)	75,384.89	0.00
			0.00
NDE0700	AG-Grant-ArgentaCtr (0790)	-8.76	
DXFR	Transfer (Deduction)	0.00	0.16
			-8.92
NDE0800	RURAL FIRE DEPT GRANTS ((-1,218.40	
DXFR	Transfer (Deduction)	0.00	24.35
			-1,242.75
NDE0900	RURAL SERV CONF CASH FD	-43,510.39	
DXFR	Transfer (Deduction)	0.00	1,066.65
RCPT	Receipt	0.00	73,614.50
WARR	Warrants	23,984.73	0.00
			-94,206.81
NDE0901	SMB CONFERENCE(0790)	-16.54	
DXFR	Transfer (Deduction)	0.00	40.98
RCPT	Receipt	0.00	3,750.00
			-3,807.52
NDL0000	Dietetics Lic. Brd Oper. Cash	-203,935.24	
COFF	Checks Charged Off	85.00	0.00
DXFR	Transfer (Deduction)	0.00	4,332.48
RCPT	Receipt	0.00	46,425.00
RXFR	Transfer (Regular)	23,653.45	0.00
WARR	Warrants	9,604.99	0.00
			-221,349.28
NDP0001	DFA-Gov Conf Family-Int Trea	-516.89	
DXFR	Transfer (Deduction)	0.00	10.33
			-527.22
NDP0002	DFA-Gas Pipeline-Int Treas	-715,897.96	
DXFR	Transfer (Deduction)	0.00	14,310.03
			-730,207.99
NDP0003	DFA-Drug Director-Int Treas	-171.91	
DXFR	Transfer (Deduction)	0.00	3.43
			-175.34
NDP0007	Albert Pike Area Disaster(0620	-5,554.91	
DXFR	Transfer (Deduction)	0.00	111.04
			-5,665.95
NDP0008	Trial Court Asst Fnd Supp 062	-87,874.27	
DXFR	Transfer (Deduction)	0.00	1,756.50
			-89,630.77
NDP0009	Fire Prevention Comm Gr (062	-8,265.30	
DXFR	Transfer (Deduction)	0.00	72.54

Fund Transaction by Type

Start Date:7/1/17 End Date:6/29/18

Fund	Fund Description	Beginning Balance		Ending Balance
Type	Type Description	Debits	Credits	
RXFR	Transfer (Regular)	176.08	88.04	
WARR	Warrants	8,249.60	0.00	
				-0.20
NDP0012	Asbestos Settlement (0620)	-2,631.34		
DXFR	Transfer (Deduction)	0.00	52.60	
				-2,683.94
NDP0013	Disaster Donations	-31.38		
DXFR	Transfer (Deduction)	0.00	0.63	
				-32.01
NDP0014	2014 GovernorTransOut (0620)	-20,185.81		
DXFR	Transfer (Deduction)	0.00	403.47	
				-20,589.28
NDP0015	2014 Governor Trans In (0620)	-21,425.71		
DXFR	Transfer (Deduction)	0.00	428.26	
				-21,853.97
NDP0016	DFA ARK MED MARIJUANA A	-525,442.76		
DXFR	Transfer (Deduction)	0.00	10,503.27	
				-535,946.03
NDR0100	Fish&WildlifeConservGrant 02	-215,719.29		
DXFR	Transfer (Deduction)	0.00	6,854.33	
RXFR	Transfer (Regular)	193,405.72	727,129.05	
WARR	Warrants	432,859.95	0.00	
				-323,437.00
NDR0101	AEDC -RURAL SERV CASH GI	-434,122.23		
DXFR	Transfer (Deduction)	0.00	8,677.65	
				-442,799.88
NDS0100	Deaf School-Asbestos-Cash-T	-13,413.32		
DXFR	Transfer (Deduction)	0.00	245.03	
WARR	Warrants	11,976.80	0.00	
				-1,681.55
NDW0001	Labor-Wage/Hour-Int Treas	-138,563.59		
RCPT	Receipt	0.00	93,476.19	
RXFR	Transfer (Regular)	0.00	19,386.00	
WARR	Warrants	114,793.41	0.00	
				-136,632.37
NDW0002	Labor-Seminar/Conf-Int Treas	-1,781.24		
DXFR	Transfer (Deduction)	0.00	154.93	
RXFR	Transfer (Regular)	155.01	30,438.00	
WARR	Warrants	25,924.56	0.00	
				-6,294.60
NEC0000	Board Examiners In Counselin	-819,759.59		
COFF	Checks Charged Off	950.00	0.00	
DXFR	Transfer (Deduction)	0.00	14,798.42	
RCPT	Receipt	0.00	338,186.00	
RXFR	Transfer (Regular)	224,317.00	358.79	
WARR	Warrants	129,217.09	0.00	
				-818,618.71
NED0001	ADE-AIt	-491,912.63		
DXFR	Transfer (Deduction)	0.00	5,792.82	
RCPT	Receipt	0.00	621,180.00	

Fund Transaction by Type

Start Date:7/1/17 End Date:6/29/18

Fund	Fund Description	Beginning Balance		Ending Balance
Type	Type Description	Debits	Credits	
RXFR	Transfer (Regular)	1,284.96	10,700.00	
WARR	Warrants	474,320.30	0.00	
				-653,980.19
NED0004	ADE-Multiple-Int Treas	-970,255.67		
DXFR	Transfer (Deduction)	0.00	18,006.87	
RCPT	Receipt	0.00	102,265.68	
RXFR	Transfer (Regular)	119,868.00	133,052.66	
WARR	Warrants	211,883.03	0.00	
				-891,829.85
NED0006	ADE-Medicaid-Int Treas	-64,285.20		
DXFR	Transfer (Deduction)	0.00	17,626.04	
RCPT	Receipt	0.00	8,114,921.53	
RXFR	Transfer (Regular)	3,862,594.98	87,954.46	
				-4,422,192.25
NED0010	ADE Treas Cash For Conf Fee:	-669,084.51		
DXFR	Transfer (Deduction)	0.00	12,975.79	
RCPT	Receipt	0.00	211,835.58	
RXFR	Transfer (Regular)	1,414.50	123,004.21	
WARR	Warrants	343,521.81	0.00	
				-671,963.78
NED0012	AR Medicaid Admin Claims	-4,074,658.36		
DXFR	Transfer (Deduction)	0.00	21,860.14	
RXFR	Transfer (Regular)	78,939.56	12,887,458.07	
WARR	Warrants	12,556,414.27	0.00	
				-4,348,622.74
NED0013	Pro Lic Standards Brd (0500)	-1,780,377.72		
DXFR	Transfer (Deduction)	0.00	35,943.05	
RCPT	Receipt	0.00	838,712.50	
RXFR	Transfer (Regular)	632,278.42	4,031.05	
WARR	Warrants	353,163.75	0.00	
				-1,673,622.15
NED0015	Opn Enrollmnt Chrter Sch (0500)	-72,277.61		
DXFR	Transfer (Deduction)	0.00	1,444.74	
RCPT	Receipt	0.00	98,739.87	
RXFR	Transfer (Regular)	0.00	23,073.00	
WARR	Warrants	90,137.57	0.00	
				-105,397.65
NED0016	LR Deseg Escrow Acct (0500)	-2,050,698.68		
DXFR	Transfer (Deduction)	0.00	37,817.60	
RCPT	Receipt	0.00	20,000.00	
RXFR	Transfer (Regular)	641,743.28	0.00	
				-1,466,773.00
NED0017	Succ Sch-Cash (0500)	-300,061.64		
DXFR	Transfer (Deduction)	0.00	13,672.69	
RXFR	Transfer (Regular)	10,373.68	1,800,000.00	
WARR	Warrants	600,000.00	0.00	
				-1,503,360.65
NED0018	Computer Science (0500)	0.00		
DXFR	Transfer (Deduction)	0.00	3,011.68	
RCPT	Receipt	0.00	200,000.00	
RXFR	Transfer (Regular)	43,786.52	0.00	

Fund Transaction by Type

Start Date:7/1/17 End Date:6/29/18

Fund	Fund Description	Beginning Balance		Ending Balance
Type	Type Description	Debits	Credits	
WARR	Warrants	36,050.00	0.00	
				-123,175.16
NEF0000	E&FD Board (0233)	-159,261.60		
COFF	Checks Charged Off	370.00	0.00	
DXFR	Transfer (Deduction)	0.00	2,569.02	
RCPT	Receipt	0.00	163,251.68	
RXFR	Transfer (Regular)	144,202.06	102.10	
WARR	Warrants	63,378.61	0.00	
				-117,233.73
NEM0001	ADEM-Radiological Emrg-Int T	-154,592.80		
DXFR	Transfer (Deduction)	0.00	2,370.92	
RXFR	Transfer (Regular)	52,990.00	67,991.56	
WARR	Warrants	58,695.82	0.00	
				-113,269.46
NEM0002	ADEM-Oprs-Int Treas	-181,902.19		
DXFR	Transfer (Deduction)	0.00	3,635.66	
RCPT	Receipt	0.00	336.62	
RXFR	Transfer (Regular)	336.62	47.26	
WARR	Warrants	51.31	0.00	
				-185,533.80
NEM0005	Healthier Arkansas (0995)	-4.66		
DXFR	Transfer (Deduction)	0.00	0.11	
				-4.77
NEM0006	911 Rural Enhance-Cash in Tr	-1,267,304.39		
DXFR	Transfer (Deduction)	0.00	25,856.73	
RCPT	Receipt	0.00	2,250,000.00	
RXFR	Transfer (Regular)	38,132.94	578.98	
WARR	Warrants	2,858,426.24	0.00	
				-647,180.92
NEM0007	School Panic Button (0995)	-1,062.86		
DXFR	Transfer (Deduction)	0.00	21.25	
				-1,084.11
NEQ0100	Energy Efficien Ark Prog Cash	0.00		
DXFR	Transfer (Deduction)	0.00	15,881.99	
RCPT	Receipt	0.00	574,431.80	
RXFR	Transfer (Regular)	97,241.16	802,128.74	
WARR	Warrants	183,908.82	0.00	
				-1,111,292.55
NEQ0200	Clean Cities Coalition19-4-503	0.00		
DXFR	Transfer (Deduction)	0.00	1,421.75	
RCPT	Receipt	0.00	1,094.47	
RXFR	Transfer (Regular)	0.00	81,467.28	
WARR	Warrants	3,637.17	0.00	
				-80,346.33
NEQ0300	Gaseous Fuels Rebate Progra	0.00		
DXFR	Transfer (Deduction)	0.00	7,638.95	
RXFR	Transfer (Regular)	0.00	429,571.73	
				-437,210.68
NEQ0400	Energy Perf Contact Program	0.00		
DXFR	Transfer (Deduction)	0.00	1,922.18	
RCPT	Receipt	0.00	80,000.00	

Fund Transaction by Type

Start Date:7/1/17 End Date:6/29/18

Fund	Fund Description	Beginning Balance	Ending Balance
Type	Type Description	Debits	Credits
RXFR	Transfer (Regular)	0.00	75,384.89
			-157,307.07
NES0000	PELS Treasury Pay	-720,426.84	
DXFR	Transfer (Deduction)	0.00	15,788.08
RCPT	Receipt	0.00	652,220.00
RXFR	Transfer (Regular)	318,171.42	361.33
WARR	Warrants	216,554.44	0.00
			-854,070.39
NET0001	ETV-Oprs-Interest Treas	-226,561.68	
DXFR	Transfer (Deduction)	0.00	8,650.93
RCPT	Receipt	0.00	958,178.78
RXFR	Transfer (Regular)	51,930.44	490,473.57
WARR	Warrants	1,091,490.54	0.00
			-540,443.98
NET0002	ETV-Cmty Serv Grnt A-Int Treas	-1,896,023.75	
DXFR	Transfer (Deduction)	0.00	30,999.43
RCPT	Receipt	0.00	2,085,212.00
RXFR	Transfer (Regular)	96,620.86	34,473.87
WARR	Warrants	2,407,882.07	0.00
			-1,542,206.12
NET0003	ETV-ADE Prof Dev (0516)	-433,282.69	
DXFR	Transfer (Deduction)	0.00	30,524.72
RXFR	Transfer (Regular)	1,753,704.75	3,217,462.13
WARR	Warrants	1,270,525.42	0.00
			-657,039.37
NFA0003	DFA-Training-Int Treas	-421,834.05	
DXFR	Transfer (Deduction)	0.00	8,457.93
RCPT	Receipt	0.00	59,315.00
WARR	Warrants	54,414.82	0.00
			-435,192.16
NFA0004	DFA-EBD-Cash Fund	-77,892.36	
DXFR	Transfer (Deduction)	0.00	3,470.13
RCPT	Receipt	0.00	425,000.00
RXFR	Transfer (Regular)	397,849.49	0.00
WARR	Warrants	55,827.35	0.00
			-52,685.65
NFA0007	DFA-Vendor Fees-Int Treas	-367,876.01	
DXFR	Transfer (Deduction)	0.00	14,104.87
RCPT	Receipt	0.00	738,090.73
RXFR	Transfer (Regular)	717,159.92	0.00
WARR	Warrants	503.95	0.00
			-402,407.74
NFA0009	DFA-Boards & Comm. Semina	-6,007.76	
DXFR	Transfer (Deduction)	0.00	120.08
			-6,127.84
NFA0010	DFA OSP Rebates	-1,382,619.21	
DXFR	Transfer (Deduction)	0.00	29,495.62
RADJ	Receipt Adjustment	27,010.97	27,010.97
RCPT	Receipt	0.00	257,085.46
RXFR	Transfer (Regular)	25,743.42	47,496.81
WARR	Warrants	103,551.37	0.00

Fund Transaction by Type

Start Date:7/1/17 End Date:6/29/18

Fund	Fund Description	Beginning Balance	Ending Balance	
Type	Type Description	Debits	Credits	
				-1,587,402.31
NFA0011	DFA EBD CMS	-59,527.96		
DXFR	Transfer (Deduction)	0.00	3,736.51	
RCPT	Receipt	0.00	425,000.00	
RXFR	Transfer (Regular)	366,479.88	41.57	
WARR	Warrants	51,107.43	0.00	
				-70,718.73
NFA0012	IRC Treas Cash Conf Fee (061	-20,398.40		
DXFR	Transfer (Deduction)	0.00	470.79	
RCPT	Receipt	0.00	15,829.00	
WARR	Warrants	13,554.56	0.00	
				-23,143.63
NFA0013	ODP-DHS Ext Proc Consult Tr:	-4,380.25		
DXFR	Transfer (Deduction)	0.00	173.99	
RXFR	Transfer (Regular)	0.00	125,000.00	
WARR	Warrants	128,200.00	0.00	
				-1,354.24
NFC0100	Agri Dept AFC (0400)	-126.38		
DXFR	Transfer (Deduction)	0.00	2.53	
				-128.91
NGC0000	Geology Comm-Interest Treas	-1,116.62		
DXFR	Transfer (Deduction)	0.00	22.33	
				-1,138.95
NGC0100	AGS Private Grants Cash/Trea	-3,500.29		
DXFR	Transfer (Deduction)	0.00	70.08	
WARR	Warrants	74.83	0.00	
				-3,495.54
NGC0200	Registral Prof Geologist-CIT	-75,904.54		
DXFR	Transfer (Deduction)	0.00	1,184.85	
RCPT	Receipt	0.00	40,614.69	
RXFR	Transfer (Regular)	28,702.16	0.00	
WARR	Warrants	18,276.31	0.00	
				-70,725.61
NGM0000	Governor's Mansion 609/09 S:	-73,742.86		
DXFR	Transfer (Deduction)	0.00	1,354.93	
RCPT	Receipt	0.00	310,657.07	
WARR	Warrants	232,382.24	0.00	
				-153,372.62
NHE0000	SBHE-Interest Treas	-697.14		
DXFR	Transfer (Deduction)	0.00	66.15	
RCPT	Receipt	0.00	7,500.00	
				-8,263.29
NHE0100	College Goal Sunday (0700)	-503.32		
DXFR	Transfer (Deduction)	0.00	10.07	
				-513.39
NHE0200	Achieving the Dream (0700)	-1,028.95		
DXFR	Transfer (Deduction)	0.00	20.57	
				-1,049.52
NHE0300	Policy Sol-Adult Learners(070	-5,204.94		
DXFR	Transfer (Deduction)	0.00	75.09	

Fund Transaction by Type

Start Date:7/1/17

End Date:6/29/18

Fund	Fund Description	Beginning Balance	Ending Balance	
Type	Type Description	Debits	Credits	
RCPT	Receipt	0.00	16,164.66	
WARR	Warrants	5,127.66	0.00	
				-16,317.03
NHE0400	MahlonMartin Scholarship(070	-85,330.24		
DXFR	Transfer (Deduction)	0.00	1,705.65	
				-87,035.89
NHE0500	Statewide Conf-Higher Ed (070	-24,417.66		
DXFR	Transfer (Deduction)	0.00	424.40	
RCPT	Receipt	0.00	3,283.12	
WARR	Warrants	11,427.11	0.00	
				-16,698.07
NHE0600	ADHE College Access Challen	-314,221.20		
DXFR	Transfer (Deduction)	0.00	5,946.71	
WARR	Warrants	25,000.00	0.00	
				-295,167.91
NHE0700	Complete College America (07	-102.21		
DXFR	Transfer (Deduction)	0.00	2.03	
				-104.24
NHE0800	ADHE Student Info System (07	0.00		
DXFR	Transfer (Deduction)	0.00	3,253.56	
RXFR	Transfer (Regular)	0.00	250,000.00	
WARR	Warrants	6,585.00	0.00	
				-246,668.56
NHE0900	Career Coachees Prog-Tanf	0.00		
RXFR	Transfer (Regular)	0.00	68,805.69	
				-68,805.69
NHS0102	DHS-Vol-Citizens Part-Int Trea	-10,606.81		
DXFR	Transfer (Deduction)	0.00	211.18	
RXFR	Transfer (Regular)	374.75	0.00	
				-10,443.24
NHS0103	DHS-Residents Benefits-Int Tr	-22,713.06		
DXFR	Transfer (Deduction)	0.00	486.17	
RCPT	Receipt	0.00	8,982.86	
WARR	Warrants	6,874.52	0.00	
				-25,307.57
NHS0105	Vision Exams&GlassesUniscC	-409.30		
DXFR	Transfer (Deduction)	0.00	3.53	
RXFR	Transfer (Regular)	412.83	0.00	
				0.00
NHS0110	DHS-DCCEC-Int Treas	-21,981.50		
DXFR	Transfer (Deduction)	0.00	460.39	
RCPT	Receipt	0.00	2,807.00	
				-25,248.89
NHS0201	DCO-Commodity Distr-Int Treas	-160,012.90		
DXFR	Transfer (Deduction)	0.00	3,055.26	
RXFR	Transfer (Regular)	4,453.90	95.10	
WARR	Warrants	17,878.41	0.00	
				-140,830.95
NHS0401	Ash-Patients Benefits-Int Trea	-3,546.69		
DXFR	Transfer (Deduction)	0.00	139.33	

Fund Transaction by Type

Start Date:7/1/17

End Date:6/29/18

Fund	Fund Description	Beginning Balance		Ending Balance
Type	Type Description	Debits	Credits	
RCPT	Receipt	0.00	6,735.37	
WARR	Warrants	265.91	0.00	
				-10,155.48
NHS0403	DHS-St Hosp Canteen-Int Trea	-195.85		
DXFR	Transfer (Deduction)	0.00	1.68	
RXFR	Transfer (Regular)	197.53	0.00	
				0.00
NHS0701	DO-At Risk Youth Grant (0710)	-4.49		
DXFR	Transfer (Deduction)	0.00	4.75	
RXFR	Transfer (Regular)	0.00	412.83	
				-422.07
NLC0000	Contractor's Lic Brd (0224)	-1,670,318.58		
COFF	Checks Charged Off	1,650.00	0.00	
DXFR	Transfer (Deduction)	0.00	31,183.77	
RCPT	Receipt	0.00	1,454,649.06	
RXFR	Transfer (Regular)	846,731.95	1,261.00	
WARR	Warrants	474,822.01	0.00	
				-1,834,208.45
NLC0100	ContracDep lieu of PerfBd 022	-270,000.00		
RCPT	Receipt	0.00	20,000.00	
WARR	Warrants	20,000.00	0.00	
				-270,000.00
NMD0001	Military-Oprs-Int Treas	-1,227,406.62		
DXFR	Transfer (Deduction)	0.00	23,750.24	
RCPT	Receipt	0.00	97,278.09	
RXFR	Transfer (Regular)	26,328.00	1,767.01	
WARR	Warrants	180,689.15	0.00	
				-1,143,184.81
NMD0002	Military-Counterdrug-Int Treas	-61,488.53		
DXFR	Transfer (Deduction)	0.00	1,351.59	
RCPT	Receipt	0.00	29,136.07	
RXFR	Transfer (Regular)	0.00	0.01	
WARR	Warrants	20,132.73	0.00	
				-71,843.47
NMD0004	Military-Drub Eradication	-1,692.00		
DXFR	Transfer (Deduction)	0.00	7.95	
RXFR	Transfer (Regular)	0.01	0.00	
WARR	Warrants	1,699.93	0.00	
				-0.01
NMD0008	MIL TIMBER ACCOUNT	-46,534.45		
DXFR	Transfer (Deduction)	0.00	2,732.01	
RCPT	Receipt	0.00	77,122.00	
RXFR	Transfer (Regular)	47,239.20	77,462.63	
WARR	Warrants	39,443.18	0.00	
				-117,168.71
NMD0011	Camp Robinson PublicUse (09)	-76,456.29		
DXFR	Transfer (Deduction)	0.00	1,643.02	
RCPT	Receipt	0.00	19,890.00	
WARR	Warrants	9,702.80	0.00	
				-88,286.51
NMD0012	Camp Robinson Trafic Crt (097)	-18,366.26		

Fund Transaction by Type

Start Date:7/1/17 End Date:6/29/18

Fund	Fund Description	Beginning Balance		Ending Balance
Type	Type Description	Debits	Credits	
DXFR	Transfer (Deduction)	0.00	263.95	
RCPT	Receipt	0.00	4,325.50	
WARR	Warrants	11,775.47	0.00	
				-11,180.24
NMH0000	Minority Hlth Cash/Treasury(0:	-24,198.88		
DXFR	Transfer (Deduction)	0.00	492.14	
RCPT	Receipt	0.00	1,449.30	
RXFR	Transfer (Regular)	0.00	13,663.09	
WARR	Warrants	13,432.60	0.00	
				-26,370.81
NMI0000	OMIG-CASH (0035)	-12,861.77		
DXFR	Transfer (Deduction)	0.00	72.43	
RCPT	Receipt	0.00	1,790.00	
RXFR	Transfer (Regular)	91,550.25	118,641.38	
WARR	Warrants	31,520.98	0.00	
				-10,294.35
NMK0000	MLK-Treasury Cash (0318)	-939.56		
DXFR	Transfer (Deduction)	0.00	8.39	
RCPT	Receipt	0.00	1,000.00	
RXFR	Transfer (Regular)	1,498.19	766.00	
WARR	Warrants	150.04	0.00	
				-1,065.72
NMV0000	MV Special Plates State (0630)	-122,995.27		
RXFR	Transfer (Regular)	0.00	1,392,476.63	
WARR	Warrants	1,379,157.73	0.00	
				-136,314.17
NMV0001	MVSpecial PlatesNonState (06	-116,347.74		
RXFR	Transfer (Regular)	0.00	1,261,468.41	
WARR	Warrants	1,246,532.82	0.00	
				-131,283.33
NMV0002	IRP Refunds (0630)	-4,355,358.39		
DXFR	Transfer (Deduction)	0.00	131,294.51	
RXFR	Transfer (Regular)	52,922,941.21	52,610,099.61	
WARR	Warrants	20,053.21	0.00	
				-4,153,758.09
NMV0004	Prepaid Wireless Col	-849,545.15		
DXFR	Transfer (Deduction)	0.00	14,327.28	
RXFR	Transfer (Regular)	38,722.36	5,313,037.98	
WARR	Warrants	5,698,727.22	0.00	
				-439,460.83
NMV0005	DFA REV-Asbestos-Cash in Tr	-4,123.23		
DXFR	Transfer (Deduction)	0.00	82.43	
				-4,205.66
NNB0000	ASNB Nurse Ed Workshop	-12,863.45		
DXFR	Transfer (Deduction)	0.00	186.01	
WARR	Warrants	6,428.34	0.00	
				-6,621.12
NNB0100	Bkgrnd Ck-Cash in Treasury0:	-11,977.35		
DXFR	Transfer (Deduction)	0.00	571.63	
RCPT	Receipt	0.00	169,050.00	
WARR	Warrants	150,325.00	0.00	

Fund Transaction by Type

Start Date:7/1/17 End Date:6/29/18

Fund	Fund Description	Beginning Balance	Ending Balance
Type	Type Description	Debits	Credits
			-31,273.98
NNB0200	Nursing Scholar Loan 9/09	-124,047.53	
COFF	Checks Charged Off	47.00	0.00
DXFR	Transfer (Deduction)	0.00	2,367.87
RCPT	Receipt	0.00	10,865.45
WARR	Warrants	23,100.00	0.00
			-114,133.85
NNH0110	DAH-DCC Interest (0865)	-82.02	
DXFR	Transfer (Deduction)	0.00	101.95
RCPT	Receipt	0.00	76,998.14
WARR	Warrants	26,335.76	0.00
			-50,846.35
NNH0201	DAH AAC Treasury Cash	-117,297.21	
DXFR	Transfer (Deduction)	0.00	1,030.16
RADJ	Receipt Adjustment	395.00	395.00
RCPT	Receipt	0.00	109,916.05
WARR	Warrants	100,100.00	0.00
			-128,143.42
NNH0202	SallyWilliams Artist Fd (0870)	-32,239.06	
DXFR	Transfer (Deduction)	0.00	498.03
RCPT	Receipt	0.00	8,000.00
WARR	Warrants	18,793.00	0.00
			-21,944.09
NNH0310	DAH-Old St Hs (0865)	-204,072.33	
DXFR	Transfer (Deduction)	0.00	4,103.48
RCPT	Receipt	0.00	11,110.00
WARR	Warrants	29,578.04	0.00
			-189,707.77
NNH0320	Ark Cmtve-Trapnall H (0865)	-59,094.30	
DXFR	Transfer (Deduction)	0.00	1,173.65
RCPT	Receipt	0.00	19,400.00
RXFR	Transfer (Regular)	6,949.74	0.00
WARR	Warrants	13,494.11	0.00
			-59,224.10
NNH0340	Ark Cmtve-Gift Shop (0865)	-1,891.31	
DXFR	Transfer (Deduction)	0.00	27.57
RCPT	Receipt	0.00	32,666.45
WARR	Warrants	34,553.05	0.00
			-32.28
NNH0430	DAH-Main Street (0865)	-2,760.41	
DXFR	Transfer (Deduction)	0.00	138.47
RCPT	Receipt	0.00	7,944.64
			-10,843.52
NNH0440	DAH-AHPP Cash/Treas (0865)	-253,942.94	
DXFR	Transfer (Deduction)	0.00	5,399.20
RCPT	Receipt	0.00	34,394.17
			-293,736.31
NNH0510	Ntl Hrtg-Stewardship (0865)	-88,598.29	
DXFR	Transfer (Deduction)	0.00	11,290.43
RCPT	Receipt	0.00	1,056,700.03
RXFR	Transfer (Regular)	3.69	0.00

Fund Transaction by Type

Start Date:7/1/17 End Date:6/29/18

Fund	Fund Description	Beginning Balance		Ending Balance
Type	Type Description	Debits	Credits	
WARR	Warrants	199,596.49	0.00	
				-956,988.57
NNH0530	Ntl Hrtg-Oprs (0865)	-32,707.87		
DXFR	Transfer (Deduction)	0.00	720.90	
RCPT	Receipt	0.00	7,287.32	
				-40,716.09
NNH0610	ATR-Oprs (0865)	-14,661.14		
DXFR	Transfer (Deduction)	0.00	158.52	
RCPT	Receipt	0.00	30,837.75	
RXFR	Transfer (Regular)	41,278.26	69.57	
				-4,448.72
NNH0620	ATR-Salaries (0865)	-1,270.62		
DXFR	Transfer (Deduction)	0.00	30.03	
RXFR	Transfer (Regular)	124,900.35	123,623.45	
WARR	Warrants	23.49	0.00	
				-0.26
NNH0630	ATR-Oprs (0865)	-1,356.74		
DXFR	Transfer (Deduction)	0.00	60.37	
RCPT	Receipt	0.00	135,368.29	
RXFR	Transfer (Regular)	83,023.52	608.76	
WARR	Warrants	47,502.75	0.00	
				-6,867.89
NNH0701	DAH-CA-Cash in Treas (0865)	-5,536.21		
DXFR	Transfer (Deduction)	0.00	110.65	
				-5,646.86
NNH0710	DAH-St Archives Cash (0865)	-31,830.51		
COFF	Checks Charged Off	26.50	0.00	
DXFR	Transfer (Deduction)	0.00	662.88	
RCPT	Receipt	0.00	20,581.50	
RXFR	Transfer (Regular)	0.00	1,275.24	
WARR	Warrants	30,282.34	0.00	
				-24,041.29
NNH0910	DAH Mos Tmplr Cash (0865)	-52,504.69		
DXFR	Transfer (Deduction)	0.00	1,106.14	
RCPT	Receipt	0.00	27,199.09	
WARR	Warrants	32,075.34	0.00	
				-48,734.58
NPB0000	Pharmacy Ckg-Int Treas	-2,273,495.85		
COFF	Checks Charged Off	635.00	0.00	
DXFR	Transfer (Deduction)	0.00	45,743.93	
RCPT	Receipt	0.00	1,917,633.30	
RXFR	Transfer (Regular)	1,338,408.61	115.35	
WARR	Warrants	522,208.65	0.00	
				-2,375,736.17
NPB0100	Pharmacy Student 772/09	-2,793.03		
DXFR	Transfer (Deduction)	0.00	65.57	
				-2,858.60
NPB0200	Loans/Scholarships (0283)	0.00		
DXFR	Transfer (Deduction)	0.00	387.66	
RXFR	Transfer (Regular)	0.00	275,000.00	
WARR	Warrants	275,000.00	0.00	

Fund Transaction by Type

Start Date:7/1/17 End Date:6/29/18

Fund	Fund Description	Beginning Balance	Ending Balance	
Type	Type Description	Debits	Credits	
				-387.66
NPC0000	Private Career Ed-Interest	-6,662.66		
DXFR	Transfer (Deduction)	0.00	4.20	
RXFR	Transfer (Regular)	6,666.86	0.00	
				0.00
NPC0100	PCE Bond Refunds	-6,466.48		
DXFR	Transfer (Deduction)	0.00	4.08	
RXFR	Transfer (Regular)	6,470.56	0.00	
				0.00
NPC0200	ADHE PVC Cash (0700)	0.00		
DXFR	Transfer (Deduction)	0.00	253.92	
RXFR	Transfer (Regular)	14.01	13,137.42	
				-13,377.33
NPD0000	Database Parole Decisions 03:	-349.92		
DXFR	Transfer (Deduction)	0.00	2.00	
RXFR	Transfer (Regular)	351.92	0.00	
				0.00
NPT0101	PT-Tourism Oprs-Int Treas	-17,529.84		
DXFR	Transfer (Deduction)	0.00	391.49	
RCPT	Receipt	0.00	25,000.00	
RXFR	Transfer (Regular)	1,400.00	0.00	
WARR	Warrants	24,898.53	0.00	
				-16,622.80
NPT0102	PT-Hall of Fame-Int Treas	-37,626.04		
DXFR	Transfer (Deduction)	0.00	741.39	
WARR	Warrants	38,224.17	0.00	
				-143.26
NPT0104	PT-Sweep-Int Treas	-9,539,561.81		
DXFR	Transfer (Deduction)	0.00	250,300.36	
RADJ	Receipt Adjustment	4,162.52	4,162.52	
RCPT	Receipt	0.00	32,365,113.71	
RXFR	Transfer (Regular)	13,848,470.03	1,469,499.50	
SDIS	Distribution (Special Fund)	0.00	0.00	
SPEC	Special Reversing Entry	6.00	6.00	
WARR	Warrants	18,002,330.05	0.00	
				-11,773,675.30
NPT0106	PT Trails for Life Grants	-113,677.91		
DXFR	Transfer (Deduction)	0.00	1,048.65	
RXFR	Transfer (Regular)	2,717.31	0.00	
WARR	Warrants	112,009.25	0.00	
				0.00
NPT0201	History Comm-Oprs-Int Treas	-25.10		
DXFR	Transfer (Deduction)	0.00	0.14	
RXFR	Transfer (Regular)	25.24	0.00	
				0.00
NPT0204	War Memorial Cash (0900)	0.00		
DXFR	Transfer (Deduction)	0.00	10,380.38	
RADJ	Receipt Adjustment	2,513.80	2,513.80	
RCPT	Receipt	0.00	2,353,225.65	
RXFR	Transfer (Regular)	350,170.31	260,877.90	
WARR	Warrants	1,837,040.71	0.00	

Fund Transaction by Type

Start Date:7/1/17 End Date:6/29/18

Fund	Fund Description	Beginning Balance		Ending Balance
Type	Type Description	Debits	Credits	
				-437,272.91
NRC0000	RACING LIC APPL (0631)	-661,218.90		
DXFR	Transfer (Deduction)	0.00	14,502.08	
RCPT	Receipt	0.00	191,697.00	
RXFR	Transfer (Regular)	45,271.82	85,950.00	
WARR	Warrants	166,681.28	0.00	
				-741,414.88
NRE0001	Real Estate-Int Treas	-1,306,679.38		
COFF	Checks Charged Off	430.00	0.00	
DXFR	Transfer (Deduction)	0.00	29,687.31	
RCPT	Receipt	0.00	1,335,698.23	
RXFR	Transfer (Regular)	752,296.90	23,877.37	
WARR	Warrants	667,238.60	0.00	
				-1,275,976.79
NRE0002	Real Estate-Ckg-Int Treas	-576,195.01		
COFF	Checks Charged Off	25.00	0.00	
DXFR	Transfer (Deduction)	0.00	11,839.29	
RCPT	Receipt	0.00	43,770.30	
RXFR	Transfer (Regular)	2,620.00	0.00	
WARR	Warrants	1,610.95	0.00	
				-627,548.65
NRF0000	Bd Reg Foresters Op (0239)	-92,290.78		
DXFR	Transfer (Deduction)	0.00	1,845.94	
RADJ	Receipt Adjustment	150.00	150.00	
RCPT	Receipt	0.00	14,142.76	
RXFR	Transfer (Regular)	9,291.07	0.00	
WARR	Warrants	3,032.25	0.00	
				-95,956.16
NRS0001	Rehab-Tech Eqpt-Int Treas	-164,210.64		
COFF	Checks Charged Off	492.10	0.00	
DXFR	Transfer (Deduction)	0.00	5,395.60	
RCPT	Receipt	0.00	786,778.30	
WARR	Warrants	502,713.85	0.00	
				-453,178.59
NRS0002	Rehab-HSRC Oprs-Int Treas	-28,790.41		
DXFR	Transfer (Deduction)	0.00	1,789.67	
RADJ	Receipt Adjustment	23,717.23	23,717.23	
RCPT	Receipt	0.00	362,337.77	
RXFR	Transfer (Regular)	555,101.64	345,247.18	
WARR	Warrants	27,162.79	0.00	
				-155,900.60
NSA0000	Brd Examiners Speech-Lang 0	-1,504,428.17		
COFF	Checks Charged Off	400.00	0.00	
DXFR	Transfer (Deduction)	0.00	29,806.84	
RCPT	Receipt	0.00	223,442.06	
RXFR	Transfer (Regular)	65,267.18	104.00	
WARR	Warrants	100,220.97	0.00	
				-1,591,892.92
NSC0001	Spinal Cord-Take Cntrl-Interes	-74,347.86		
DXFR	Transfer (Deduction)	0.00	1,973.77	
RCPT	Receipt	0.00	48,542.67	

Fund Transaction by Type

Start Date:7/1/17 End Date:6/29/18

Fund	Fund Description	Beginning Balance	Ending Balance
Type	Type Description	Debits	Credits
RXFR	Transfer (Regular)	0.00	121.31
WARR	Warrants	6,840.98	0.00
			-118,144.63
NSC0005	Trauma Advisory Council (029)	-261,528.57	
DXFR	Transfer (Deduction)	0.00	311.09
RXFR	Transfer (Regular)	261,839.66	0.00
			0.00
NSF0000	Three Rivers Study - CIT	-1,352.30	
DXFR	Transfer (Deduction)	0.00	246.72
RXFR	Transfer (Regular)	0.00	268,647.15
WARR	Warrants	270,000.00	0.00
			-246.17
NSL0200	State Library Gates Grant	-12,878.68	
DXFR	Transfer (Deduction)	0.00	278.09
RCPT	Receipt	0.00	6,975.00
WARR	Warrants	7,015.00	0.00
			-13,116.77
NSP0300	Troop K Cont-Cash (0960)	-62.98	
DXFR	Transfer (Deduction)	0.00	1.25
			-64.23
NSP0400	CHCL Cash Fund (0960)	-5,770.43	
DXFR	Transfer (Deduction)	0.00	62.61
RXFR	Transfer (Regular)	5,007.22	0.00
WARR	Warrants	165.12	0.00
			-660.70
NSP0500	AWIN OPER CASH FUND (0960)	-303.93	
DXFR	Transfer (Deduction)	0.00	49.35
WARR	Warrants	352.06	0.00
			-1.22
NSP0600	ADFA BOND LOAN FOR CONS	-525,502.33	
DXFR	Transfer (Deduction)	0.00	8,799.11
RCPT	Receipt	0.00	392.56
RXFR	Transfer (Regular)	0.00	164.21
WARR	Warrants	216,242.82	0.00
			-318,615.39
NSS0005	Capitol Bldg&Grds Restor (0060)	-121,549.26	
DXFR	Transfer (Deduction)	0.00	2,406.40
			-123,955.66
NSS0009	SOS - Misc Projects	-23,148.06	
DXFR	Transfer (Deduction)	0.00	462.71
			-23,610.77
NSS0100	SOS HAVA State Match (0063)	-172,586.45	
DXFR	Transfer (Deduction)	0.00	967.32
RCPT	Receipt	0.00	168.13
RXFR	Transfer (Regular)	0.00	0.74
WARR	Warrants	173,721.08	0.00
			-1.56
NST0101	AEDC-S/T WinRock (790)	-36,993.89	
DXFR	Transfer (Deduction)	0.00	739.55
			-37,733.44

Fund Transaction by Type

Start Date:7/1/17 End Date:6/29/18

Fund	Fund Description	Beginning Balance		Ending Balance
Type	Type Description	Debits	Credits	
NST0601	AEDC-S/T Seed Cap (790)	-1,348,983.76		
DXFR	Transfer (Deduction)	0.00	27,031.82	
RCPT	Receipt	0.00	6,998.59	
				-1,383,014.17
NST0701	AEDC-SciTech Industr (790)	-269,394.99		
DXFR	Transfer (Deduction)	0.00	4,924.18	
RXFR	Transfer (Regular)	128.70	67.90	
WARR	Warrants	37,498.54	0.00	
				-236,759.83
NST0901	AEDC-AR Mfg Ext Ntwk (790)	-1,478,965.26		
DXFR	Transfer (Deduction)	0.00	28,607.60	
RCPT	Receipt	0.00	476,024.63	
RXFR	Transfer (Regular)	325,158.91	201,060.70	
WARR	Warrants	271,310.52	0.00	
				-1,588,188.76
NST1001	AEDC-SciTech STEM (790)	-74.78		
DXFR	Transfer (Deduction)	0.00	1.50	
				-76.28
NSW0101	Soil & Water-Travel-Interest T	-5,618,350.87		
DXFR	Transfer (Deduction)	0.00	106,395.25	
RADJ	Receipt Adjustment	25,420.00	25,420.00	
RCPT	Receipt	0.00	1,903,047.00	
RXFR	Transfer (Regular)	101,562.04	253,072.41	
WARR	Warrants	2,447,904.95	0.00	
				-5,331,398.54
NSW0106	Soil & Water-Dam Permit Fees	-787,213.22		
DXFR	Transfer (Deduction)	0.00	14,753.39	
RCPT	Receipt	0.00	115,220.13	
RXFR	Transfer (Regular)	105,545.17	2,185.59	
WARR	Warrants	193,730.42	0.00	
				-620,096.74
NSW0107	Soil & Water-Gpm-Interest Tre	-326,527.00		
DXFR	Transfer (Deduction)	0.00	6,409.38	
RCPT	Receipt	0.00	66,430.42	
RXFR	Transfer (Regular)	27,507.61	1,518.88	
WARR	Warrants	73,467.98	0.00	
				-299,910.09
NSW0108	Soil & Water-Info-Educ-Int Tre	-896,495.95		
DXFR	Transfer (Deduction)	0.00	16,313.55	
RCPT	Receipt	0.00	248,502.16	
RXFR	Transfer (Regular)	200,142.06	5,515.16	
WARR	Warrants	139,981.06	0.00	
				-826,703.70
NSW0109	Soil & Water-Tax Credits-Int T	-73,512.31		
DXFR	Transfer (Deduction)	0.00	1,047.08	
RCPT	Receipt	0.00	23,802.11	
RXFR	Transfer (Regular)	48,981.15	0.00	
WARR	Warrants	15,641.07	0.00	
				-33,739.28
NSW0110	Soil & Water-Wellwtr Oprs-Int	-342,755.74		
DXFR	Transfer (Deduction)	0.00	7,531.46	

Fund Transaction by Type

Start Date:7/1/17

End Date:6/29/18

Fund	Fund Description	Beginning Balance		Ending Balance
Type	Type Description	Debits	Credits	
RCPT	Receipt	0.00	147,505.00	
RXFR	Transfer (Regular)	79,782.55	0.00	
WARR	Warrants	61,983.23	0.00	
				-356,026.42
NSW0111	Soil & Water-Admin Fees-Int T	-2,304,496.45		
DXFR	Transfer (Deduction)	0.00	44,324.78	
RCPT	Receipt	0.00	4,128.00	
RXFR	Transfer (Regular)	209,029.89	224,592.95	
WARR	Warrants	211,662.93	0.00	
				-2,156,849.36
NSW0112	Soil & Water-WtInds Mitig Bk-I	-233,409.16		
DXFR	Transfer (Deduction)	0.00	4,968.33	
RCPT	Receipt	0.00	34,536.74	
RXFR	Transfer (Regular)	6,527.29	0.00	
WARR	Warrants	23,582.02	0.00	
				-242,804.92
NSW0114	Soil/Water WtInds Rip Tax (45%	-174,688.13		
DXFR	Transfer (Deduction)	0.00	3,596.21	
RCPT	Receipt	0.00	10,089.56	
				-188,373.90
NSW0115	SW-Forestry Grant	-157,990.18		
DXFR	Transfer (Deduction)	0.00	2,789.35	
WARR	Warrants	30,612.50	0.00	
				-130,167.03
NSW0116	Soil & Water-Water Plan Comp	-20,312.90		
DXFR	Transfer (Deduction)	0.00	403.44	
RCPT	Receipt	0.00	1,200.00	
WARR	Warrants	1,216.04	0.00	
				-20,700.30
NSW0117	SW-Misc Fees	-14,541.33		
DXFR	Transfer (Deduction)	0.00	298.09	
RCPT	Receipt	0.00	869.69	
RXFR	Transfer (Regular)	0.00	257.96	
WARR	Warrants	330.00	0.00	
				-15,637.07
NSW0118	Soil & Water-Non Riparian(455	-329,592.28		
DXFR	Transfer (Deduction)	0.00	2,210.10	
RCPT	Receipt	0.00	17,110.15	
RXFR	Transfer (Regular)	57,664.00	8,467.87	
WARR	Warrants	242,615.90	0.00	
				-57,100.50
NSW0123	Nutrient/Poultry Litter	-9,292.58		
DXFR	Transfer (Deduction)	0.00	39.89	
RCPT	Receipt	0.00	3,080.00	
WARR	Warrants	9,578.88	0.00	
				-2,833.59
NSW0124	S&W Floodplain Adm(0455)	-30,934.32		
DXFR	Transfer (Deduction)	0.00	640.45	
RCPT	Receipt	0.00	3,600.00	
WARR	Warrants	1,375.39	0.00	
				-33,799.38

Fund Transaction by Type

Start Date:7/1/17 End Date:6/29/18

Fund	Fund Description	Beginning Balance		Ending Balance
Type	Type Description	Debits	Credits	
NSW0125	ASWC TSPCA NRCS	-35,526.27		
DXFR	Transfer (Deduction)	0.00	1,066.09	
RCPT	Receipt	0.00	429,429.66	
RXFR	Transfer (Regular)	15,000.00	0.00	
WARR	Warrants	384,429.66	0.00	
				-66,592.36
NSW0126	ASWCC Tspca NrCs-0455	-55,589.95		
DXFR	Transfer (Deduction)	0.00	797.63	
RXFR	Transfer (Regular)	24,592.06	15,000.00	
WARR	Warrants	13,005.59	0.00	
				-33,789.93
NSW0129	STAG Admin of Set Aside 04	-249,423.15		
DXFR	Transfer (Deduction)	0.00	4,599.28	
RXFR	Transfer (Regular)	253,072.41	0.00	
WARR	Warrants	327.13	0.00	
				-622.89
NSW0130	USGS PAYMENT INDIRECT (0-	-61,484.92		
DXFR	Transfer (Deduction)	0.00	1,229.02	
				-62,713.94
NSW0137	Drinking Water FY09 (0455)	-216,623.16		
DXFR	Transfer (Deduction)	0.00	3,528.68	
RCPT	Receipt	0.00	550,410.15	
RXFR	Transfer (Regular)	412,582.08	0.00	
WARR	Warrants	180,027.92	0.00	
				-177,951.99
NTC0000	TCB Sale to Minors Enf	-257,883.17		
DXFR	Transfer (Deduction)	0.00	3,849.43	
RCPT	Receipt	0.00	6,138.72	
RXFR	Transfer (Regular)	673,521.84	952,725.38	
WARR	Warrants	259,720.22	0.00	
				-287,354.64
NTC0100	ATC Tobacco Forfeiture (0261]	-555,745.94		
DXFR	Transfer (Deduction)	0.00	11,013.41	
RCPT	Receipt	0.00	91,935.10	
WARR	Warrants	130,405.04	0.00	
				-528,289.41
NTC0200	ATC Law Enforcement Training	-3,995.20		
DXFR	Transfer (Deduction)	0.00	79.85	
				-4,075.05
NTI0000	Investment Cash (0069)	0.00		
DXFR	Transfer (Deduction)	0.00	181.61	
RCPT	Receipt	0.00	78,608.87	
WARR	Warrants	12,730.00	0.00	
				-66,060.48
NTR0000	Towing/Recovery	-855.61		
DXFR	Transfer (Deduction)	0.00	17.09	
				-872.70
NTS0100	ATRS-Asbestos-Cash in Treas	-1,568.49		
DXFR	Transfer (Deduction)	0.00	31.34	
				-1,599.83
NTT0000	TOWING AND REC BOARD TR	-363,818.17		

Fund Transaction by Type

Start Date:7/1/17 End Date:6/29/18

Fund	Fund Description	Beginning Balance		Ending Balance
Type	Type Description	Debits	Credits	
COFF	Checks Charged Off	381.00	0.00	
DXFR	Transfer (Deduction)	0.00	6,901.54	
RCPT	Receipt	0.00	279,874.78	
RXFR	Transfer (Regular)	198,953.64	0.00	
WARR	Warrants	111,558.42	0.00	
				-339,701.43
NVA0000	DVA Cash in Treasury			-129,785.50
COFF	Checks Charged Off	8,645.55	0.00	
DXFR	Transfer (Deduction)	0.00	5,764.74	
RCPT	Receipt	0.00	8,289,219.35	
RXFR	Transfer (Regular)	6,058,372.21	2,308,407.77	
WARR	Warrants	3,601,550.64	0.00	
				-1,064,608.96
NVA0100	LR Veterans Home			-230.70
DXFR	Transfer (Deduction)	0.00	31.44	
RXFR	Transfer (Regular)	554,813.70	600,859.32	
WARR	Warrants	35,158.20	0.00	
				-11,149.56
NVA0200	Veterans Cemetery § 19-5-107			-473,984.66
COFF	Checks Charged Off	300.00	0.00	
DXFR	Transfer (Deduction)	0.00	11,221.88	
RCPT	Receipt	0.00	442,401.00	
RXFR	Transfer (Regular)	1,061,446.49	772,145.34	
WARR	Warrants	315,902.45	0.00	
				-322,103.94
NVA0300	Birdeye Cemetery Cash (0385)			-172,022.06
DXFR	Transfer (Deduction)	0.00	726.98	
RCPT	Receipt	0.00	33,915.03	
RXFR	Transfer (Regular)	140,000.00	0.00	
WARR	Warrants	48,617.28	0.00	
				-18,046.79
NVA0700	VETERANS AFFAIRS-DONATI			-47,107.62
DXFR	Transfer (Deduction)	0.00	889.78	
RXFR	Transfer (Regular)	47,858.87	0.00	
				-138.53
NVA0800	ADVA OFF OF ATT GEN FUND			-44,937.70
DXFR	Transfer (Deduction)	0.00	838.97	
RCPT	Receipt	0.00	16.40	
WARR	Warrants	3,168.43	0.00	
				-42,624.64
NVA0900	ADVA STATE VET HOME AT N			-681,341.61
COFF	Checks Charged Off	4,642.35	0.00	
DXFR	Transfer (Deduction)	0.00	6,254.32	
RCPT	Receipt	0.00	4,671,846.01	
RXFR	Transfer (Regular)	5,511,495.59	3,390,397.59	
WARR	Warrants	2,552,504.16	0.00	
				-681,197.43
NWC0000	Wrks Comp-Interest Treas			-22,755.74
DXFR	Transfer (Deduction)	0.00	949.06	
RCPT	Receipt	0.00	107,604.56	
RXFR	Transfer (Regular)	189.04	1,032.33	

Fund Transaction by Type

Start Date:7/1/17 End Date:6/29/18

Fund	Fund Description	Beginning Balance	Ending Balance
Type	Type Description	Debits	Credits
WARR	Warrants	87,323.54	0.00
			-44,829.11
NWC0001	Workers Comp-Cash Treas (03	-94.70	
DXFR	Transfer (Deduction)	0.00	1.90
			-96.60
NWS0100	DWS-Asbestos-Cash in Treas	-0.22	
RXFR	Transfer (Regular)	0.22	0.00
			0.00
PAB0100	Auctioneers Licensing-Payroll	-22,091.26	
RCPT	Receipt	0.00	80,000.00
RXFR	Transfer (Regular)	73,690.93	0.00
WARR	Warrants	5,063.01	0.00
			-23,337.32
PAG0000	Agri - Paying (0400)	0.00	
RCPT	Receipt	0.00	913.00
RXFR	Transfer (Regular)	2,039,236.69	2,385,471.13
WARR	Warrants	285,439.92	0.00
			-61,707.52
PAYROLL	Statewide Payroll Paying Acct	-812,663.74	
RCPT	Receipt	0.00	24,161.13
RXFR	Transfer (Regular)	3,376,476.43	1,497,482,833.47
WARR	Warrants	1,494,428,202.56	0.00
			-514,979.35
PCA0100	Bd Of Collection Agencies-Pa	-28,136.19	
RCPT	Receipt	0.00	240,000.00
RXFR	Transfer (Regular)	211,527.11	0.00
WARR	Warrants	20,226.88	0.00
			-36,382.20
PER0100	Educ Rehab Paying-Fed Admi	-26,680.50	
RCPT	Receipt	0.00	24.38
RXFR	Transfer (Regular)	300,000.00	1,067,165.11
WARR	Warrants	751,344.36	0.00
			-42,525.63
PER0200	Educ Rehab Paying-Prch Serv	-587,131.24	
RCPT	Receipt	0.00	37,947,712.28
RXFR	Transfer (Regular)	37,286,184.83	12,548,996.63
WARR	Warrants	13,096,778.50	0.00
			-700,876.82
PER0300	Educ Rehab Paying-Grants	-296,595.75	
COFF	Checks Charged Off	176.12	0.00
RADJ	Receipt Adjustment	200,000.00	200,000.00
RCPT	Receipt	0.00	1,626,962.06
RXFR	Transfer (Regular)	17,069.71	16,901,311.86
WARR	Warrants	18,138,202.06	0.00
			-669,421.78
PER0500	Educ Rehab Paying-Grants	-17,939.43	
RCPT	Receipt	0.00	409,712.00
RXFR	Transfer (Regular)	399,000.00	75,231.19
WARR	Warrants	81,167.07	0.00
			-22,715.55
PFA0100	AR Dev Fin Auth Paying Oprs	0.00	

Fund Transaction by Type

Start Date:7/1/17 End Date:6/29/18

Fund	Fund Description	Beginning Balance		Ending Balance
Type	Type Description	Debits	Credits	
RCPT	Receipt	0.00	4,107,525.49	
RXFR	Transfer (Regular)	3,753,982.71	0.00	
WARR	Warrants	353,542.78	0.00	
				0.00
PGP0000	Optometry Bd-Paying Acct	-22,170.05		
RCPT	Receipt	0.00	100,000.00	
RXFR	Transfer (Regular)	96,954.10	0.00	
WARR	Warrants	10,109.49	0.00	
				-15,106.46
PHA0000	Hearing Aid Dispensers-Payin	-2,307.77		
RCPT	Receipt	0.00	15,071.00	
RXFR	Transfer (Regular)	13,189.02	0.00	
WARR	Warrants	4.92	0.00	
				-4,184.83
PHD0000	Health Oper § 19-5-104	-3,103,917.61		
RCPT	Receipt	0.00	86,731,130.22	
RXFR	Transfer (Regular)	140,638,697.61	160,312,363.52	
WARR	Warrants	104,683,868.68	0.00	
				-4,824,845.06
PLA0000	Ark Lottery Payroll (0613)	0.00		
RCPT	Receipt	0.00	4,448,858.30	
RXFR	Transfer (Regular)	4,448,858.30	0.00	
				0.00
PMB0100	State Medical Bd Payroll	-404,184.35		
RCPT	Receipt	0.00	2,000,000.00	
RXFR	Transfer (Regular)	1,785,308.71	0.00	
WARR	Warrants	227,368.37	0.00	
				-391,507.27
PPA0100	Accounting Board-Payroll	-42,501.31		
RCPT	Receipt	0.00	616,000.00	
RXFR	Transfer (Regular)	557,801.45	0.00	
WARR	Warrants	51,230.66	0.00	
				-49,469.20
PSC0000	WMSC Payroll Payroll	-11,441.46		
RXFR	Transfer (Regular)	11,441.46	0.00	
				0.00
PSL0100	Student Loan Authority Payrol	-22,434.90		
RXFR	Transfer (Regular)	22,434.90	0.00	
				0.00
PSL0200	ADFA Stud Loans Sal (0395)	0.00		
RCPT	Receipt	0.00	422,710.97	
RXFR	Transfer (Regular)	424,917.35	22,434.90	
WARR	Warrants	20,228.52	0.00	
				0.00
PTA4000	Dept Of Human Svcs-Medsvcs	-2,413.90		
RCPT	Receipt	0.00	37,162.35	
RXFR	Transfer (Regular)	55,749.65	26,940.83	
WARR	Warrants	6,529.81	0.00	
				-4,237.62
PTA4500	Dept Of Human Svcs-Co Oprs-	-54,544.40		
RCPT	Receipt	0.00	2,123,053.91	

Fund Transaction by Type

Start Date:7/1/17 End Date:6/29/18

Fund	Fund Description	Beginning Balance		Ending Balance
Type	Type Description	Debits	Credits	
RXFR	Transfer (Regular)	2,471,129.03	1,117,942.71	
WARR	Warrants	402,025.39	0.00	
				-422,386.60
PTD8100	Tobacco DD Pay-Prescr Drugs	-53,192.28		
RCPT	Receipt	0.00	186,647.93	
RXFR	Transfer (Regular)	0.00	2,981,892.28	
WARR	Warrants	3,184,746.46	0.00	
				-36,986.03
PTD8600	Tobacco DD Pay-Hosp Med Se	-595,333.91		
RCPT	Receipt	0.00	14,916,231.72	
RXFR	Transfer (Regular)	0.00	6,599,747.27	
WARR	Warrants	21,220,952.23	0.00	
				-890,360.67
PTP0100	Bd of Physical Therapy-Payrol	-23,131.72		
RCPT	Receipt	0.00	120,000.00	
RXFR	Transfer (Regular)	112,492.69	0.00	
WARR	Warrants	10,116.05	0.00	
				-20,522.98
PVC0100	Crowley's Ridge Payroll Payin	-21,569.90		
RCPT	Receipt	0.00	40,000.00	
RXFR	Transfer (Regular)	53,353.88	0.00	
WARR	Warrants	8,216.02	0.00	
				0.00
PVN0100	Northwest TI-Payroll Paying	-149,527.03		
RCPT	Receipt	0.00	895,000.00	
RXFR	Transfer (Regular)	849,465.29	0.00	
WARR	Warrants	65,778.02	0.00	
				-129,283.72
PWD7500	Dept Of Human Svcs-Tea Emp	-535,241.00		
RXFR	Transfer (Regular)	0.00	779,339.00	
WARR	Warrants	741,826.00	0.00	
				-572,754.00
PWD7600	DHS-Delay Grnts-AFDC	-60,596.04		
RCPT	Receipt	0.00	28,271.98	
RXFR	Transfer (Regular)	0.00	5,464,550.83	
WARR	Warrants	5,494,945.44	0.00	
				-58,473.41
PWD7700	DHS-Nrs Hm Vndr Payments	-8,277,988.04		
RCPT	Receipt	0.00	469,804,198.95	
RXFR	Transfer (Regular)	0.00	196,119,948.24	
WARR	Warrants	665,455,514.64	0.00	
				-8,746,620.59
PWD8100	DHS-DrugVenPay-FamPlan	-20,711,492.58		
RCPT	Receipt	0.00	124,190,316.22	
RXFR	Transfer (Regular)	2,810.14	310,585,673.91	
WARR	Warrants	444,780,237.19	0.00	
				-10,704,435.38
PWD8200	DHS-Peer Revw-Phrmcy Audit	-71,562.10		
RCPT	Receipt	0.00	135,192.13	
RXFR	Transfer (Regular)	0.00	139,200.40	
WARR	Warrants	271,684.25	0.00	

Fund Transaction by Type

Start Date:7/1/17 End Date:6/29/18

Fund	Fund Description	Beginning Balance		Ending Balance
Type	Type Description	Debits	Credits	
				-74,270.38
PWD8600	DHS-Hosp/Med Vendor		8,851,212.96	
COFF	Checks Charged Off	4,278.48	0.00	
RCPT	Receipt	0.00	4,259,356,614.33	
RXFR	Transfer (Regular)	1,972,361.01	1,148,470,422.82	
WARR	Warrants	5,389,867,850.14	0.00	
				-7,131,334.56
PWD8700	DHS-Med Assist Prg Admin		-591,833.72	
RCPT	Receipt	0.00	21,280,036.15	
RXFR	Transfer (Regular)	14,988,262.49	12,065,106.17	
WARR	Warrants	15,844,599.54	0.00	
				-3,104,114.01
PWD8900	DHS-Med Assist Prg Peer Rev		-5,295,662.34	
RCPT	Receipt	0.00	179,432,993.39	
RXFR	Transfer (Regular)	50,338.92	68,213,288.32	
WARR	Warrants	251,305,683.51	0.00	
				-1,585,921.62
PWD9400	DHS-Lng Trm Care Prof Contr:		-498,391.31	
RCPT	Receipt	0.00	1,977,981.56	
RXFR	Transfer (Regular)	19,224.51	933,012.86	
WARR	Warrants	2,831,296.19	0.00	
				-558,865.03
PWD9600	DHS ARKIDS B Prg		-8,971,697.39	
RCPT	Receipt	0.00	118,417,133.65	
RXFR	Transfer (Regular)	43,809,957.93	10,664,534.32	
WARR	Warrants	86,532,340.79	0.00	
				-7,711,066.64
PWE1400	DHS-SSvs Blk Grnt-Title XX		-49,013.90	
RCPT	Receipt	0.00	897,293.00	
RXFR	Transfer (Regular)	897,293.00	0.00	
				-49,013.90
PWE1500	DHS-Older Wrkr Prgm		0.00	
RXFR	Transfer (Regular)	46,365.72	1,104,355.07	
WARR	Warrants	1,024,574.44	0.00	
				-33,414.91
PWE2000	DHS-Aging Proj Grant Paymer		-375,225.88	
RCPT	Receipt	0.00	8,957,089.78	
RXFR	Transfer (Regular)	11,027.09	119,280.06	
WARR	Warrants	9,011,980.48	0.00	
				-428,588.15
PWE2300	DHS Sr Citizens Centers		-225,311.00	
RXFR	Transfer (Regular)	0.00	4,909,609.94	
WARR	Warrants	4,986,807.99	0.00	
				-148,112.95
PWE4600	DHS-Aging-RSVP Payments		0.00	
RXFR	Transfer (Regular)	0.00	61,450.00	
WARR	Warrants	37,500.00	0.00	
				-23,950.00
PWE4700	DHS-Aging-Nrsing Hm Care AI		-207,492.33	
RXFR	Transfer (Regular)	0.00	5,063,569.12	
WARR	Warrants	4,854,164.34	0.00	

Fund Transaction by Type

Start Date:7/1/17

End Date:6/29/18

Fund	Fund Description	Beginning Balance		Ending Balance
Type	Type Description	Debits	Credits	
				-416,897.11
PWE5200	DHS-Aging-Nutrition Prgm	-712,455.95		
RCPT	Receipt	0.00	8,885,714.24	
RXFR	Transfer (Regular)	0.00	104,014.92	
WARR	Warrants	8,846,449.74	0.00	
				-855,735.37
PWE5300	Mental Hlth Grants (0710)	-516,502.31		
RCPT	Receipt	0.00	6,711,943.53	
RXFR	Transfer (Regular)	0.00	7,564.75	
WARR	Warrants	6,850,508.99	0.00	
				-385,501.60
PWE6000	DHS DBS Purchase of Service	-541,505.98		
RCPT	Receipt	0.00	3,667,666.18	
RXFR	Transfer (Regular)	13,876.06	812,856.73	
WARR	Warrants	4,249,827.17	0.00	
				-758,325.66
PWE7400	DHS-Child/Fam/Life Inst	-2,100,000.00		
RXFR	Transfer (Regular)	100,000.00	323.32	
WARR	Warrants	323.32	0.00	
				-2,000,000.00
PWE7500	DHS-Grant Awards Vol	-154,799.37		
RADJ	Receipt Adjustment	0.00	1,184.29	
RCPT	Receipt	0.00	1,473,470.80	
WARR	Warrants	1,463,752.11	0.00	
				-165,702.35
PWE7900	DHS-Infant Infirmiry Nrsng Hn	-1,584,745.49		
RCPT	Receipt	0.00	18,963,572.25	
RXFR	Transfer (Regular)	0.00	8,458,506.57	
WARR	Warrants	27,414,525.95	0.00	
				-1,592,298.36
PWE8000	DHS Public Nursing Home Car	-14,318,894.01		
RCPT	Receipt	0.00	172,619,736.26	
RXFR	Transfer (Regular)	3,225,066.19	14,238,739.48	
WARR	Warrants	187,336,641.63	0.00	
				-10,615,661.93
PWE9000	DHS Family Preservation	-514,990.19		
RCPT	Receipt	0.00	2,936,268.63	
RXFR	Transfer (Regular)	292,648.79	1,086,646.34	
WARR	Warrants	3,864,699.66	0.00	
				-380,556.71
PWE9100	DHS DCF IV E Foster Care	-8,999,395.63		
COFF	Checks Charged Off	772.36	0.00	
RCPT	Receipt	0.00	34,022,999.24	
RXFR	Transfer (Regular)	7,203,610.92	22,949,109.47	
WARR	Warrants	58,213,399.16	0.00	
				-553,721.90
PWE9300	DHS DCF Child Care Cost	-1,578,097.41		
COFF	Checks Charged Off	1,230.63	0.00	
RCPT	Receipt	0.00	31,576,791.60	
RXFR	Transfer (Regular)	60,430.96	5,136,933.98	
WARR	Warrants	32,185,049.05	0.00	

Fund Transaction by Type

Start Date:7/1/17 End Date:6/29/18

Fund	Fund Description	Beginning Balance	Ending Balance
Type	Type Description	Debits	Credits
			-6,045,112.35
PWE9400	DHS Food Stamps	-42,347.36	
RCPT	Receipt	0.00	714,422.19
RXFR	Transfer (Regular)	264.43	11,949.41
WARR	Warrants	718,690.30	0.00
			-49,764.23
PWE9700	DHS-Comm Dev Blk Grants-(7'	-56,749.06	
RCPT	Receipt	0.00	9,673,714.09
RXFR	Transfer (Regular)	796.62	4,235.62
WARR	Warrants	8,368,029.54	0.00
			-1,365,872.61
PWP0100	Dept of Human Svcs-DDS St O	-241,215.16	
RCPT	Receipt	0.00	2,960,255.31
WARR	Warrants	3,188,532.23	0.00
			-12,938.24
PWP0400	DHS-DDS-Early Intervention	0.00	
RXFR	Transfer (Regular)	409.00	7,505.00
WARR	Warrants	7,096.00	0.00
			0.00
PWP1000	Dept Of Human Svcs-Dir Off A	-356,070.83	
RCPT	Receipt	0.00	578,575.46
RXFR	Transfer (Regular)	2,160,922.36	1,544,440.47
WARR	Warrants	163,867.85	0.00
			-154,296.55
PWP1200	DHS-Office CLO (0710)	0.00	
RCPT	Receipt	0.00	188,474.48
RXFR	Transfer (Regular)	451,074.19	318,873.24
WARR	Warrants	45,622.51	0.00
			-10,651.02
PWP1300	DHS OFFICE SEC/COMP ADM	0.00	
RADJ	Receipt Adjustment	1.13	0.00
RCPT	Receipt	0.00	107,144.17
RXFR	Transfer (Regular)	266,409.52	260,703.89
WARR	Warrants	63,246.13	0.00
			-38,191.28
PWP1500	Dept Of Human Svcs-Chief Coi	-68,390.09	
RADJ	Receipt Adjustment	0.00	10.66
RCPT	Receipt	0.00	7,138,561.86
RXFR	Transfer (Regular)	10,658,665.01	6,435,520.79
WARR	Warrants	2,096,582.63	0.00
			-887,235.76
PWP2000	Dept of Human Svcs-Aging Ad	-2,304,881.92	
COFF	Checks Charged Off	30.00	0.00
RADJ	Receipt Adjustment	500.63	500.63
RCPT	Receipt	0.00	13,033,473.33
RXFR	Transfer (Regular)	15,274,886.71	8,316,847.43
WARR	Warrants	3,795,395.20	0.00
			-4,584,890.77
PWP2500	Dept of Human Svcs-DCFS Ad	1,920,807.63	
COFF	Checks Charged Off	690.00	10.00
RADJ	Receipt Adjustment	53,563.84	53,554.31

Fund Transaction by Type

Start Date:7/1/17 End Date:6/29/18

Fund	Fund Description	Beginning Balance		Ending Balance
Type	Type Description	Debits	Credits	
RCPT	Receipt	0.00	30,342,867.26	
RXFR	Transfer (Regular)	60,789,642.79	64,749,068.94	
SDIS	Distribution (Special Fund)	0.00	0.00	
SPEC	Special Reversing Entry	40.00	40.00	
WARR	Warrants	30,585,869.88	0.00	
				-1,794,926.37
PWP2600	Child Abuse Prev Bd (0710)		0.00	
RCPT	Receipt	0.00	52,734.62	
RXFR	Transfer (Regular)	0.00	14.35	
WARR	Warrants	53,862.73	0.00	
				1,113.76
PWP3000	Dept of Human Svcs-DCCECE		-1,460,397.24	
RCPT	Receipt	0.00	18,346,615.54	
RXFR	Transfer (Regular)	9,048,431.95	3,741,898.95	
WARR	Warrants	11,610,251.98	0.00	
				-2,890,227.80
PWP3500	Dept Of Human Svcs-Mntl Hlth		-1,178,834.15	
RCPT	Receipt	0.00	39,023,852.48	
RXFR	Transfer (Regular)	58,770,826.67	55,110,818.05	
WARR	Warrants	32,272,236.49	0.00	
				-4,270,441.52
PWP4000	Dept Of Human Svcs-Medsvcs		-15,516,120.35	
RCPT	Receipt	0.00	25,303,271.89	
RXFR	Transfer (Regular)	18,151,569.68	6,525,890.26	
WARR	Warrants	6,467,545.25	0.00	
				-22,726,167.57
PWP4500	Dept Of Human Svcs-Co Oprs-		-2,921,347.49	
RCPT	Receipt	0.00	65,739,296.18	
RXFR	Transfer (Regular)	75,249,391.23	54,399,005.96	
WARR	Warrants	45,676,876.29	0.00	
				-2,133,382.11
PWP5000	Dept Of Human Svcs-Admin Sr		-3,641,936.84	
RADJ	Receipt Adjustment	136.55	136.55	
RCPT	Receipt	0.00	10,173,364.09	
RXFR	Transfer (Regular)	14,812,305.14	5,779,307.97	
WARR	Warrants	2,751,512.64	0.00	
				-2,030,791.12
PWP5100	DHS-Office CPO (0710)		0.00	
RCPT	Receipt	0.00	1,698,333.66	
RXFR	Transfer (Regular)	3,646,779.27	2,903,367.28	
WARR	Warrants	635,451.53	0.00	
				-319,470.14
PWP5200	DHS-Office CIO (0710)		0.00	
RCPT	Receipt	0.00	6,114,393.40	
RXFR	Transfer (Regular)	5,059,286.40	10,868,093.25	
WARR	Warrants	11,742,338.18	0.00	
				-180,862.07
PWP5300	DHS-Office HR (0710)		0.00	
RCPT	Receipt	0.00	1,598,908.11	
RXFR	Transfer (Regular)	3,099,316.16	2,721,790.38	
WARR	Warrants	900,507.48	0.00	

Fund Transaction by Type

Start Date:7/1/17 End Date:6/29/18

Fund	Fund Description	Beginning Balance		Ending Balance
Type	Type Description	Debits	Credits	
				-320,874.85
PWP5500	Dept of Human Svcs-DDS Adm	-11,418,701.30		
RADJ	Receipt Adjustment	3,993.21	3,993.21	
RCPT	Receipt	0.00	90,463,462.18	
RXFR	Transfer (Regular)	92,172,782.92	39,518,386.05	
WARR	Warrants	41,998,759.87	0.00	
				-7,229,006.74
PWP6500	Dept Of Human Svcs-Blind Srv	-969,648.37		
RCPT	Receipt	0.00	3,937,220.12	
RXFR	Transfer (Regular)	3,369,106.19	1,262,008.43	
WARR	Warrants	1,270,133.73	0.00	
				-1,529,637.00
PWP7500	Dept of Human Svcs-Vol Admi	-371,915.75		
RADJ	Receipt Adjustment	1,184.29	0.00	
RCPT	Receipt	0.00	1,317,308.98	
RXFR	Transfer (Regular)	1,677,231.28	720,370.59	
WARR	Warrants	542,841.11	0.00	
				-188,338.64
PWP7501	DHS-FOSTER GRANDPARENT	-13,561.45		
RCPT	Receipt	0.00	1,675.95	
RXFR	Transfer (Regular)	1,675.95	42.23	
WARR	Warrants	7,356.56	0.00	
				-6,247.12
PWP8000	Dept Of Human Svcs-Yth Srv P	-1,011,072.19		
RCPT	Receipt	0.00	461,021.43	
RXFR	Transfer (Regular)	12,551,133.19	17,097,656.04	
WARR	Warrants	5,684,820.26	0.00	
				-333,796.21
PWS0000	Temp Emp Asst Svc § 19-5-10	-558,166.16		
RADJ	Receipt Adjustment	83,390.69	0.00	
RCPT	Receipt	0.00	30,972,513.81	
RXFR	Transfer (Regular)	29,761,328.60	3,187,360.65	
WARR	Warrants	1,452,099.42	0.00	
				-3,421,221.91
PWS0100	DWS TANF Contingency (0810)	-1,063,876.15		
RADJ	Receipt Adjustment	0.00	83,390.69	
RCPT	Receipt	0.00	7,067,729.78	
RXFR	Transfer (Regular)	5,682,291.24	0.00	
WARR	Warrants	2,424,880.32	0.00	
				-107,825.06
PWS0300	New Hire Registry (0810)	0.00		
RXFR	Transfer (Regular)	28,392.91	224,454.77	
WARR	Warrants	96,061.86	0.00	
				-100,000.00
PWS0400	St Generated Fund TANF (0810)	0.00		
RCPT	Receipt	0.00	8,044.36	
RXFR	Transfer (Regular)	3,108,927.43	3,284,125.24	
WARR	Warrants	56,864.17	0.00	
				-126,378.00
RRA0000	State Hwy & Transportation	-369,262,100.33		
COFF	Checks Charged Off	4,627.91	0.00	

Fund Transaction by Type

Start Date:7/1/17 End Date:6/29/18

Fund	Fund Description	Beginning Balance		Ending Balance
Type	Type Description	Debits	Credits	
CTAX	Claims & Taxes	52,789.40	0.00	
DXFR	Transfer (Deduction)	0.00	6,302,624.68	
HDIS	Distribution (Highway Fund)	0.00	354,755,530.09	
HSDIS	Highway Severance Distribution	0.00	21,914,952.51	
RADJ	Receipt Adjustment	4,111,842.95	22,835.59	
RCPT	Receipt	0.00	1,392,440,889.99	
RXFR	Transfer (Regular)	616,163,860.27	748,927,169.52	
SDIS	Distribution (Special Fund)	0.00	17,145,283.71	
SPEC	Special Reversing Entry	1,198,384,548.46	570,021,085.68	
TELL	Teller	310,267.24	0.00	
WARR	Warrants	1,348,975,305.90	0.00	
				-312,789,229.97
RRA0100	Intermodal Grants (0090)	0.00		
RXFR	Transfer (Regular)	0.00	525,000.00	
WARR	Warrants	525,000.00	0.00	
				0.00
RRA4LHC	4 Lane Highway Construction	-573,329,219.19		
4LHC	Four Lane Highway Constructio	0.00	171,064,572.55	
DXFR	Transfer (Deduction)	0.00	8,543,020.01	
RCPT	Receipt	0.00	70,251,076.03	
RXFR	Transfer (Regular)	283,466,621.00	561,358,881.85	
SPEC	Special Reversing Entry	512,558,373.29	244,806,180.08	
WARR	Warrants	150,124,659.53	0.00	
				-683,203,295.89
RRB0000	State Aid Road	-23,668,269.06		
RCPT	Receipt	0.00	4,125,005.81	
RXFR	Transfer (Regular)	4,670,702.22	22,741,066.25	
SDIS	Distribution (Special Fund)	0.00	18,819,110.81	
SPEC	Special Reversing Entry	22,625,650.80	1,265,478.76	
WARR	Warrants	25,331,537.71	0.00	
				-17,991,039.96
RRC0000	State Aid Street (0090)	-12,884,325.61		
RCPT	Receipt	0.00	2,210,988.30	
RXFR	Transfer (Regular)	2,706,595.08	22,647,515.04	
SDIS	Distribution (Special Fund)	0.00	18,819,102.00	
SPEC	Special Reversing Entry	22,625,641.71	1,265,478.76	
WARR	Warrants	15,184,494.32	0.00	
				-17,310,678.60
SAB0100	AR Motor Vehicle Comm-Oprs	-2,264,750.91		
COFF	Checks Charged Off	60.00	0.00	
RADJ	Receipt Adjustment	144.30	144.30	
RCPT	Receipt	0.00	590,855.20	
RXFR	Transfer (Regular)	289,967.22	44,964.71	
SDIS	Distribution (Special Fund)	0.00	573,673.06	
SPEC	Special Reversing Entry	588,545.00	100.00	
WARR	Warrants	320,039.75	0.00	
				-2,275,731.91
SAC0000	Asbestos Control	-1,397,069.20		
RCPT	Receipt	0.00	300,580.00	
RXFR	Transfer (Regular)	263,843.56	0.00	
SDIS	Distribution (Special Fund)	0.00	276,024.24	

Fund Transaction by Type

Start Date:7/1/17 End Date:6/29/18

Fund	Fund Description	Beginning Balance		Ending Balance
Type	Type Description	Debits	Credits	
SPEC	Special Reversing Entry	300,580.00	0.00	
WARR	Warrants	117,770.27	0.00	
				-1,291,479.61
SAD0100	Public Serv Util Safe-Pipeline	-1,517,965.84		
RCPT	Receipt	0.00	555,305.88	
RXFR	Transfer (Regular)	793,732.95	35,831.26	
SDIS	Distribution (Special Fund)	0.00	7,132.70	
SPEC	Special Reversing Entry	7,245.00	0.00	
WARR	Warrants	178,048.05	0.00	
				-1,137,209.68
SAE0200	AR Econ Dev-3.9% Rebate	-1,933,778.00		
LCRT	General Letter of Cert	0.00	28,396,638.00	
WARR	Warrants	13,916,629.00	0.00	
				-16,413,787.00
SAH0200	Oil Museum-Oil/Brine	-31,937.20		
RXFR	Transfer (Regular)	31,408.57	75,183.65	
SDIS	Distribution (Special Fund)	0.00	68,889.96	
SPEC	Special Reversing Entry	75,183.65	135.93	
WARR	Warrants	5,332.78	0.00	
				-64,221.74
SAT0000	Special Addl Taxes (0630)	-235,969.56		
RXFR	Transfer (Regular)	32,677,191.62	32,599,478.19	
				-158,256.13
SAW0000	Abadoned/Orphaned Well Plug	-3,129,458.61		
RCPT	Receipt	0.00	315,800.00	
SDIS	Distribution (Special Fund)	0.00	308,689.97	
SPEC	Special Reversing Entry	315,800.00	0.00	
WARR	Warrants	238,020.03	0.00	
				-3,200,128.55
SBA0100	Keep AR Beautiful-Oprs	-460,306.98		
RCPT	Receipt	0.00	5,874.39	
RXFR	Transfer (Regular)	179,123.43	681,271.82	
WARR	Warrants	386,086.24	0.00	
				-582,243.52
SBB0100	Soybean Board-Operations	-3,380,637.18		
COFF	Checks Charged Off	29,145.32	0.00	
RCPT	Receipt	0.00	7,227,039.00	
RXFR	Transfer (Regular)	18,391,600.45	20,316,064.92	
SDIS	Distribution (Special Fund)	0.00	8,482,842.59	
SPEC	Special Reversing Entry	27,259,880.32	18,430,610.83	
TELL	Teller	15,659.42	0.00	
WARR	Warrants	6,039,022.74	0.00	
				-6,101,886.27
SBC0100	AR Beef Council	-245,223.41		
RCPT	Receipt	0.00	752,768.44	
RXFR	Transfer (Regular)	1,566,784.54	1,680,531.22	
SDIS	Distribution (Special Fund)	0.00	359,156.00	
SPEC	Special Reversing Entry	574,849.47	172,714.29	
WARR	Warrants	899,690.37	0.00	
				-169,068.98
SBL0000	Bail Bond Recovery	-832,039.75		

Fund Transaction by Type

Start Date:7/1/17 End Date:6/29/18

Fund	Fund Description	Beginning Balance		Ending Balance
Type	Type Description	Debits	Credits	
RCPT	Receipt	0.00	234,744.00	
SDIS	Distribution (Special Fund)	0.00	231,105.46	
SPEC	Special Reversing Entry	234,744.00	0.00	
				-1,063,145.21
SBN0100	Ar St Bd of Nursing-Oprs	-3,697,409.28		
COFF	Checks Charged Off	60.00	0.00	
RADJ	Receipt Adjustment	1,381.25	1,381.25	
RCPT	Receipt	0.00	3,654,042.83	
RXFR	Transfer (Regular)	1,929,287.85	2,551.22	
SDIS	Distribution (Special Fund)	0.00	3,041,315.74	
SPEC	Special Reversing Entry	3,605,173.29	60.00	
WARR	Warrants	834,304.04	0.00	
				-4,026,553.89
SBN0200	Nursing Grant (0277)	0.00		
RXFR	Transfer (Regular)	0.00	130,000.00	
				-130,000.00
SBS0000	Boating Safety(080)	0.00		
RXFR	Transfer (Regular)	923,977.51	1,120,361.68	
SDIS	Distribution (Special Fund)	0.00	734,500.92	
SPEC	Special Reversing Entry	930,885.09	0.00	
				0.00
SCB0000	AR Catfish Promotion	0.00		
RADJ	Receipt Adjustment	811.13	0.00	
RCPT	Receipt	0.00	811.13	
SDIS	Distribution (Special Fund)	0.00	0.00	
SPEC	Special Reversing Entry	811.13	811.13	
				0.00
SCB0100	AR Catfish Promotion	-98,880.71		
RADJ	Receipt Adjustment	0.00	811.13	
RCPT	Receipt	0.00	29,535.35	
SDIS	Distribution (Special Fund)	0.00	26,214.38	
SPEC	Special Reversing Entry	30,346.48	0.00	
WARR	Warrants	38,500.00	0.00	
				-86,595.09
SCC0100	County-Circuit Clerk Cont Ed	-111,302.09		
RXFR	Transfer (Regular)	0.00	108,359.12	
SDIS	Distribution (Special Fund)	0.00	104,999.99	
SPEC	Special Reversing Entry	108,359.12	0.00	
WARR	Warrants	117,139.74	0.00	
				-99,162.34
SCE0000	St Crime Lab Equip-Special	-578,519.84		
COFF	Checks Charged Off	516.00	0.00	
RCPT	Receipt	0.00	669,468.16	
RXFR	Transfer (Regular)	500,000.00	0.00	
SDIS	Distribution (Special Fund)	0.00	637,835.69	
SPEC	Special Reversing Entry	669,468.16	516.00	
				-716,355.53
SCE0100	St Crime Lab Equip-Sp Rev	-531,951.75		
RCPT	Receipt	0.00	1,277.37	
RXFR	Transfer (Regular)	75,011.00	517,945.00	
WARR	Warrants	545,677.25	0.00	

Fund Transaction by Type

Start Date:7/1/17

End Date:6/29/18

Fund	Fund Description	Beginning Balance	Ending Balance
Type	Type Description	Debits	Credits
			-430,485.87
SCF0000	County Corners Con ED 19-6-£	-87,940.84	
RXFR	Transfer (Regular)	0.00	54,179.58
SDIS	Distribution (Special Fund)	0.00	52,500.01
SPEC	Special Reversing Entry	54,179.58	0.00
WARR	Warrants	43,103.35	0.00
			-97,337.50
SCP0000	AR Child Passenger Protectioi	-78,546.06	
RADJ	Receipt Adjustment	0.00	67.50
RCPT	Receipt	0.00	141,827.67
RXFR	Transfer (Regular)	0.00	15.17
SDIS	Distribution (Special Fund)	0.00	126,852.02
SPEC	Special Reversing Entry	141,895.17	0.00
WARR	Warrants	54,195.14	0.00
			-151,218.11
SCS0100	Private Career Education-Spec	-144,930.37	
RXFR	Transfer (Regular)	144,930.37	0.00
			0.00
SCS0200	ADHE - PVC Op (0700)	0.00	
RCPT	Receipt	0.00	181,721.95
RXFR	Transfer (Regular)	83,195.15	144,934.12
SDIS	Distribution (Special Fund)	0.00	169,353.13
SPEC	Special Reversing Entry	181,721.95	0.00
WARR	Warrants	7,012.41	0.00
			-224,079.69
SCT0100	DHS-Child Care Opr	-15,301.20	
COFF	Checks Charged Off	115.00	0.00
RADJ	Receipt Adjustment	50.00	50.00
RCPT	Receipt	0.00	124,639.00
RXFR	Transfer (Regular)	126,179.52	0.00
SDIS	Distribution (Special Fund)	0.00	110,878.32
SPEC	Special Reversing Entry	124,639.00	115.00
			0.00
SCX0000	Conservation Tax	-657,321.77	
RXFR	Transfer (Regular)	133,300,778.16	141,737,483.15
SDIS	Distribution (Special Fund)	0.00	65,332,251.36
SPEC	Special Reversing Entry	140,497,076.66	66,728,120.31
			-657,321.77
SDA0100	Aeronautics-Oprs	-4,681,801.96	
RCPT	Receipt	0.00	20,432.40
RXFR	Transfer (Regular)	821,483.72	6,878,963.60
SDIS	Distribution (Special Fund)	0.00	5,676,694.56
SPEC	Special Reversing Entry	6,878,865.14	458,495.13
WARR	Warrants	5,186,025.44	0.00
			-4,830,013.35
SDB0100	Bd Of Dispensing Opticians-O	-260,780.46	
COFF	Checks Charged Off	60.00	0.00
RCPT	Receipt	0.00	43,785.00
RXFR	Transfer (Regular)	14,536.30	91.09
SDIS	Distribution (Special Fund)	0.00	9,249.38
SPEC	Special Reversing Entry	43,785.00	60.00

Fund Transaction by Type

Start Date:7/1/17 End Date:6/29/18

Fund	Fund Description	Beginning Balance		Ending Balance
Type	Type Description	Debits	Credits	
WARR	Warrants	25,719.60	0.00	
				-229,865.03
SDC0100	ADC Farm Reserve	-1,104,209.25		
RADJ	Receipt Adjustment	3,031.73	3,031.73	
RCPT	Receipt	0.00	7,072,802.09	
RXFR	Transfer (Regular)	8,443,554.81	11,519,842.64	
SDIS	Distribution (Special Fund)	0.00	6,510,032.92	
SPEC	Special Reversing Entry	6,944,283.09	0.00	
WARR	Warrants	10,803,808.29	0.00	
				-15,240.71
SDD0100	Dept of Correc-Industry Oprs	-2,380,100.20		
RCPT	Receipt	0.00	7,854,115.86	
RXFR	Transfer (Regular)	2,050,058.02	6,237.92	
SDIS	Distribution (Special Fund)	0.00	5,966,487.59	
SPEC	Special Reversing Entry	7,219,304.39	0.00	
WARR	Warrants	6,129,015.25	0.00	
				-808,563.91
SDF0100	AR Agri Dept Forestry Divisor	0.00		
RADJ	Receipt Adjustment	4,085.90	0.00	
RCPT	Receipt	0.00	4,085.90	
SDIS	Distribution (Special Fund)	0.00	0.00	
SPEC	Special Reversing Entry	4,085.90	4,085.90	
				0.00
SDF0101	State Forestry 19-6-411	-3,457,775.62		
RADJ	Receipt Adjustment	4,434.92	15,164.35	
RCPT	Receipt	0.00	11,435,803.25	
RXFR	Transfer (Regular)	6,702,769.84	362,660.44	
SDIS	Distribution (Special Fund)	0.00	7,579,840.19	
SPEC	Special Reversing Entry	8,332,124.49	11,023.42	
WARR	Warrants	3,872,894.50	0.00	
				-3,950,043.52
SDG0000	Game Protection Fund	-9,713,899.60		
COFF	Checks Charged Off	1,214.50	0.00	
DXFR	Transfer (Deduction)	0.00	158,133.79	
RADJ	Receipt Adjustment	2,887.50	278.59	
RCPT	Receipt	0.00	53,699,291.37	
RXFR	Transfer (Regular)	43,944,370.05	39,239,662.43	
SDIS	Distribution (Special Fund)	0.00	25,632,591.11	
SPEC	Special Reversing Entry	27,256,384.78	3,770.05	
WARR	Warrants	49,929,876.91	0.00	
				-7,312,893.20
SDG0001	Operating Reserve 19-6-420	-13,069,753.58		
DXFR	Transfer (Deduction)	0.00	253,354.99	
RXFR	Transfer (Regular)	8,000,000.00	0.00	
				-5,323,108.57
SDG0100	GPF-License Plate Fnd	-3,256,293.85		
DXFR	Transfer (Deduction)	0.00	65,313.71	
RXFR	Transfer (Regular)	134,078.34	1,033,045.59	
WARR	Warrants	488,122.13	0.00	
				-3,732,452.68
SDG0101	ED CTR CONSTRUCTION 19-6	-5,065,314.06		

Fund Transaction by Type

Start Date:7/1/17 End Date:6/29/18

Fund	Fund Description	Beginning Balance		Ending Balance
Type	Type Description	Debits	Credits	
DXFR	Transfer (Deduction)	0.00	99,908.33	
RCPT	Receipt	0.00	369,545.14	
				-5,534,767.53
SDG0102	AGFC Donations Fund (0080)	-173,747.13		
DXFR	Transfer (Deduction)	0.00	4,123.70	
RCPT	Receipt	0.00	94,373.58	
				-272,244.41
SDG0103	AGFC Earmarked Funds (0080)	-44,180.37		
DXFR	Transfer (Deduction)	0.00	1,862.21	
RXFR	Transfer (Regular)	0.00	161,230.50	
WARR	Warrants	180,357.43	0.00	
				-26,915.65
SDG0200	GPF-Elk Donation Fnd	-60,701.57		
DXFR	Transfer (Deduction)	0.00	1,351.87	
RCPT	Receipt	0.00	12,960.00	
SDIS	Distribution (Special Fund)	0.00	12,463.77	
SPEC	Special Reversing Entry	12,660.00	0.00	
				-74,817.21
SDG0300	Game Protection Partners For	-20,390.11		
DXFR	Transfer (Deduction)	0.00	372.42	
RXFR	Transfer (Regular)	2,067.98	0.00	
				-18,694.55
SDG0500	Game Protection St Francis Mi	-216,904.47		
DXFR	Transfer (Deduction)	0.00	4,204.66	
				-221,109.13
SDG0700	Game Protection Nature Cntr (-617,733.27		
DXFR	Transfer (Deduction)	0.00	10,747.77	
RCPT	Receipt	0.00	185,597.05	
RXFR	Transfer (Regular)	225.00	789.58	
WARR	Warrants	282,754.63	0.00	
				-531,888.04
SDG0800	AGFC-Gas Lease (0080(-71,617.88		
DXFR	Transfer (Deduction)	0.00	1,336.24	
RADJ	Receipt Adjustment	0.00	2,512.91	
RCPT	Receipt	0.00	113,913.56	
SDIS	Distribution (Special Fund)	0.00	106,589.64	
SPEC	Special Reversing Entry	116,426.47	0.00	
WARR	Warrants	111,549.75	0.00	
				-67,994.01
SDG0801	AGFC-Gas Rev Grants (0080)	-379.53		
DXFR	Transfer (Deduction)	0.00	13.43	
				-392.96
SDG0803	AGFC Gas Capital Proj (0080)	-4,097,586.50		
DXFR	Transfer (Deduction)	0.00	75,719.01	
RCPT	Receipt	0.00	259.42	
RXFR	Transfer (Regular)	259.42	6,439.42	
WARR	Warrants	749,427.23	0.00	
				-3,430,317.70
SDG0804	AGFC Gas Infrastructure Repa	-1,131,164.49		
DXFR	Transfer (Deduction)	0.00	21,927.43	
				-1,153,091.92

Fund Transaction by Type

Start Date:7/1/17

End Date:6/29/18

Fund	Fund Description	Beginning Balance		Ending Balance
Type	Type Description	Debits	Credits	
SDG1000	Hunters Feeding the Hungry	-10,391.76		
DXFR	Transfer (Deduction)	0.00	130.43	
RADJ	Receipt Adjustment	0.00	96.00	
RCPT	Receipt	0.00	73,917.50	
RXFR	Transfer (Regular)	0.00	1,480.00	
WARR	Warrants	85,704.00	0.00	
				-311.69
SDG1200	AGFC Equipment 19-6-420	-1,684,557.59		
DXFR	Transfer (Deduction)	0.00	34,893.33	
RCPT	Receipt	0.00	33,612.10	
RXFR	Transfer (Regular)	393.00	3,704,103.76	
WARR	Warrants	2,711,815.96	0.00	
				-2,744,957.82
SDG1201	AGFC Fleet Fund	-165,144.26		
DXFR	Transfer (Deduction)	0.00	7,151.48	
RCPT	Receipt	0.00	1,364,545.85	
RXFR	Transfer (Regular)	210,670.61	1,050,228.02	
WARR	Warrants	1,969,658.97	0.00	
				-406,740.03
SDG2000	Black River Settlemen 19-6-421	-13,718,426.80		
DXFR	Transfer (Deduction)	0.00	260,492.27	
WARR	Warrants	504,235.35	0.00	
				-13,474,683.72
SDH4300	Securities Dept-Operations	-5,066,656.79		
RADJ	Receipt Adjustment	28,705.00	27,705.00	
RCPT	Receipt	0.00	2,501,415.10	
RXFR	Transfer (Regular)	2,542,146.39	2,842.86	
SDIS	Distribution (Special Fund)	0.00	2,459,920.92	
SPEC	Special Reversing Entry	2,499,650.00	1,000.00	
WARR	Warrants	666,369.39	0.00	
				-4,322,669.89
SDI0000	Interpreters Deaf/Hearing Imp	-63,762.69		
RADJ	Receipt Adjustment	0.00	395.00	
RCPT	Receipt	0.00	32,965.00	
RXFR	Transfer (Regular)	395.00	3,550.78	
SDIS	Distribution (Special Fund)	0.00	32,193.13	
SPEC	Special Reversing Entry	33,360.00	0.00	
WARR	Warrants	4,223.47	0.00	
				-94,888.13
SDL0100	Commercial Drivers Lic	-8,035,868.22		
RADJ	Receipt Adjustment	6,178.00	0.00	
RCPT	Receipt	0.00	1,575.00	
RXFR	Transfer (Regular)	1,801,558.96	2,937,734.90	
SDIS	Distribution (Special Fund)	0.00	2,612,574.87	
SPEC	Special Reversing Entry	2,939,162.36	6,339.00	
WARR	Warrants	995,564.20	0.00	
				-7,851,628.47
SDN0100	St Crime Lab-DNA Det Oprs	-1,317,925.04		
RADJ	Receipt Adjustment	0.00	500.00	
RCPT	Receipt	0.00	1,139,547.90	
RXFR	Transfer (Regular)	900.00	1,800.00	

Fund Transaction by Type

Start Date:7/1/17 End Date:6/29/18

Fund	Fund Description	Beginning Balance		Ending Balance
Type	Type Description	Debits	Credits	
SDIS	Distribution (Special Fund)	0.00	1,010,790.87	
SPEC	Special Reversing Entry	1,140,047.90	0.00	
WARR	Warrants	942,374.61	0.00	
				-1,387,241.30
SDO0100	Oil & Gas Comm-Operations	-42,296,105.58		
RCPT	Receipt	0.00	3,849,337.55	
RXFR	Transfer (Regular)	2,882,311.61	131,117.46	
SDIS	Distribution (Special Fund)	0.00	2,995,346.79	
SPEC	Special Reversing Entry	3,700,886.44	0.00	
WARR	Warrants	1,353,727.39	0.00	
				-41,334,981.94
SDP0101	Plant Board 19-6-408	-9,692,128.90		
RADJ	Receipt Adjustment	849.32	849.32	
RCPT	Receipt	0.00	9,116,552.14	
RXFR	Transfer (Regular)	5,221,144.97	315,638.53	
SDIS	Distribution (Special Fund)	0.00	7,184,339.48	
SPEC	Special Reversing Entry	8,015,962.76	0.00	
WARR	Warrants	2,354,396.40	0.00	
				-10,717,154.92
SDP0501	Plant Board Civil Penalties 19-	0.00		
RXFR	Transfer (Regular)	0.00	20,000.00	
WARR	Warrants	15,000.00	0.00	
				-5,000.00
SDP4601	Plant Board Grain Warehouse	-110,857.33		
RCPT	Receipt	0.00	163.50	
RXFR	Transfer (Regular)	423,823.06	500,218.09	
WARR	Warrants	101,338.68	0.00	
				-86,077.18
SDT0200	DDS-Storem PMT-Warren	-77,485.17		
RCPT	Receipt	0.00	33,426.90	
SDIS	Distribution (Special Fund)	0.00	32,390.67	
SPEC	Special Reversing Entry	33,426.90	0.00	
WARR	Warrants	31,835.40	0.00	
				-78,040.44
SDV0000	Dom Violence Shelter (0610)	0.00		
RADJ	Receipt Adjustment	385.25	385.25	
RCPT	Receipt	0.00	13,219.15	
SDIS	Distribution (Special Fund)	0.00	10,497.93	
SPEC	Special Reversing Entry	13,604.40	385.25	
				-10,497.93
SEA0000	Educational Adequacy	-119,516,428.95		
LCRT	General Letter of Cert	0.00	28,317,915.00	
RADJ	Receipt Adjustment	305,197.55	19,641,403.18	
RXFR	Transfer (Regular)	916,407,431.28	976,879,592.98	
SDIS	Distribution (Special Fund)	0.00	435,339,479.01	
SPEC	Special Reversing Entry	922,524,805.34	430,850,310.01	
				-171,307,694.96
SEF0100	ASP Equipment-AFIS System	-6,119,777.25		
COFF	Checks Charged Off	944.00	0.00	
RADJ	Receipt Adjustment	103,142.50	175,602.50	
RCPT	Receipt	0.00	4,720,237.45	

Fund Transaction by Type

Start Date:7/1/17 End Date:6/29/18

Fund	Fund Description	Beginning Balance		Ending Balance
Type	Type Description	Debits	Credits	
RXFR	Transfer (Regular)	1,266,262.96	18,118.43	
SDIS	Distribution (Special Fund)	0.00	3,202,539.27	
SPEC	Special Reversing Entry	3,693,416.45	103,744.50	
WARR	Warrants	2,199,804.79	0.00	
				-7,076,448.70
SEF0200	MOVEAR MAINTAND OPER (0	-1,621,193.32		
RXFR	Transfer (Regular)	98,581.36	1,011,860.99	
WARR	Warrants	522,174.97	0.00	
				-2,012,297.98
SEP0000	Drug/Crime Enf/Pros Act 1086	-2,412,530.43		
RADJ	Receipt Adjustment	0.00	1,413.00	
RCPT	Receipt	0.00	1,363,067.65	
RXFR	Transfer (Regular)	0.00	600,000.00	
SDIS	Distribution (Special Fund)	0.00	1,206,637.07	
SPEC	Special Reversing Entry	1,364,480.65	0.00	
WARR	Warrants	3,120,198.90	0.00	
				-1,098,968.60
SFP0000	Fire Protection Prem Tax	-3,897,296.61		
RADJ	Receipt Adjustment	0.00	13,781,868.39	
RXFR	Transfer (Regular)	13,844,385.17	682,165.41	
SDIS	Distribution (Special Fund)	0.00	9,941,723.15	
SPEC	Special Reversing Entry	13,781,868.39	0.00	
				-676,800.00
SFP0100	Fire Prot Prem-Arkansas	-18,650.01		
RXFR	Transfer (Regular)	0.00	107,986.58	
WARR	Warrants	106,228.94	0.00	
				-20,407.65
SFP0200	Fire Prot Prem-Ashley	-65,110.52		
RXFR	Transfer (Regular)	0.00	192,436.95	
WARR	Warrants	220,889.70	0.00	
				-36,657.77
SFP0300	Fire Prot Prem-Baxter	-38,348.16		
RXFR	Transfer (Regular)	0.00	246,430.05	
WARR	Warrants	274,615.81	0.00	
				-10,162.40
SFP0400	Fire Prot Prem-Benton	-98,843.14		
RXFR	Transfer (Regular)	0.00	534,393.28	
WARR	Warrants	541,180.75	0.00	
				-92,055.67
SFP0500	Fire Prot Prem-Boone	-22,265.47		
RXFR	Transfer (Regular)	0.00	202,128.02	
WARR	Warrants	216,717.53	0.00	
				-7,675.96
SFP0600	Fire Prot Prem-Bradley	-25,773.05		
RXFR	Transfer (Regular)	0.00	71,990.83	
WARR	Warrants	71,108.34	0.00	
				-26,655.54
SFP0700	Fire Prot Prem-Calhoun	-33,644.66		
RXFR	Transfer (Regular)	0.06	70,606.42	
WARR	Warrants	94,291.82	0.00	
				-9,959.20

Fund Transaction by Type

Start Date:7/1/17 End Date:6/29/18

Fund	Fund Description	Beginning Balance		Ending Balance
Type	Type Description	Debits	Credits	
SFP0800	Fire Prot Prem-Carroll	-26,395.00		
RXFR	Transfer (Regular)	0.00	134,290.54	
WARR	Warrants	133,119.51	0.00	
				-27,566.03
SFP0900	Fire Prot Prem-Chicot	-22,468.82		
RXFR	Transfer (Regular)	0.00	70,606.36	
WARR	Warrants	58,217.89	0.00	
				-34,857.29
SFP1000	Fire Prot Prem-Clark	-28,376.79		
RXFR	Transfer (Regular)	4,924.54	156,441.55	
WARR	Warrants	173,715.19	0.00	
				-6,178.61
SFP1100	Fire Prot Prem-Clay	-181,833.40		
RXFR	Transfer (Regular)	0.14	152,288.24	
WARR	Warrants	129,053.88	0.00	
				-205,067.62
SFP1200	Fire Prot Prem-Cleburne	-53,259.49		
RXFR	Transfer (Regular)	0.00	153,672.68	
WARR	Warrants	138,309.84	0.00	
				-68,622.33
SFP1300	Fire Prot Prem-Cleveland	-25,442.66		
RXFR	Transfer (Regular)	0.00	91,372.94	
WARR	Warrants	86,742.61	0.00	
				-30,072.99
SFP1400	Fire Prot Prem-Columbia	-55,966.41		
RXFR	Transfer (Regular)	0.00	171,670.37	
WARR	Warrants	195,463.18	0.00	
				-32,173.60
SFP1500	Fire Prot Prem-Conway	-68,333.24		
RXFR	Transfer (Regular)	0.00	143,981.60	
WARR	Warrants	142,692.75	0.00	
				-69,622.09
SFP1600	Fire Prot Prem-Craighead	-59,999.63		
RXFR	Transfer (Regular)	0.00	402,871.61	
WARR	Warrants	426,318.72	0.00	
				-36,552.52
SFP1700	Fire Prot Prem-Crawford	-19,051.43		
RXFR	Transfer (Regular)	0.00	274,118.83	
WARR	Warrants	160,886.82	0.00	
				-132,283.44
SFP1800	Fire Prot Prem-Crittenden	-175,755.12		
RXFR	Transfer (Regular)	5,000.00	187,745.88	
WARR	Warrants	237,932.65	0.00	
				-120,568.35
SFP1900	Fire Prot Prem-Cross	-55,348.44		
RXFR	Transfer (Regular)	0.00	116,292.83	
WARR	Warrants	123,530.05	0.00	
				-48,111.22
SFP2000	Fire Prot Prem-Dallas	-26,433.90		
RXFR	Transfer (Regular)	0.00	62,299.73	

Fund Transaction by Type

Start Date:7/1/17 End Date:6/29/18

Fund	Fund Description	Beginning Balance		Ending Balance
Type	Type Description	Debits	Credits	
WARR	Warrants	66,258.17	0.00	
				-22,475.46
SFP2100	Fire Prot Prem-Desha	-217,762.39		
RXFR	Transfer (Regular)	0.57	98,295.71	
WARR	Warrants	260,274.57	0.00	
				-55,782.96
SFP2200	Fire Prot Prem-Drew	-47,465.29		
RXFR	Transfer (Regular)	0.00	110,755.08	
WARR	Warrants	87,575.46	0.00	
				-70,644.91
SFP2300	Fire Prot Prem-Faulkner	-94,084.91		
RXFR	Transfer (Regular)	0.00	318,420.86	
WARR	Warrants	307,653.54	0.00	
				-104,852.23
SFP2400	Fire Prot Prem-Franklin	-64,987.18		
RXFR	Transfer (Regular)	0.00	134,290.54	
WARR	Warrants	156,854.08	0.00	
				-42,423.64
SFP2500	Fire Prot Prem-Fulton	-36,051.76		
RXFR	Transfer (Regular)	0.00	116,292.83	
WARR	Warrants	110,351.87	0.00	
				-41,992.72
SFP2600	Fire Prot Prem-Garland	-0.03		
RXFR	Transfer (Regular)	0.00	431,944.81	
WARR	Warrants	431,944.84	0.00	
				0.00
SFP2700	Fire Prot Prem-Grant	-21,431.94		
RXFR	Transfer (Regular)	0.00	156,441.55	
WARR	Warrants	146,155.06	0.00	
				-31,718.43
SFP2800	Fire Prot Prem-Greene	-24,100.36		
RXFR	Transfer (Regular)	0.00	192,436.95	
WARR	Warrants	182,666.71	0.00	
				-33,870.60
SFP2900	Fire Prot Prem-Hempstead	-62,450.06		
RXFR	Transfer (Regular)	0.00	261,658.89	
WARR	Warrants	252,343.89	0.00	
				-71,765.06
SFP3000	Fire Prot Prem-Hot Spring	-75,358.56		
RXFR	Transfer (Regular)	0.00	202,128.04	
WARR	Warrants	206,209.84	0.00	
				-71,276.76
SFP3100	Fire Prot Prem-Howard	-28,989.70		
RXFR	Transfer (Regular)	0.00	103,832.89	
WARR	Warrants	103,866.90	0.00	
				-28,955.69
SFP3200	Fire Prot Prem-Independence	-33,150.35		
RXFR	Transfer (Regular)	0.00	263,043.32	
WARR	Warrants	263,913.25	0.00	
				-32,280.42

Fund Transaction by Type

Start Date:7/1/17 End Date:6/29/18

Fund	Fund Description	Beginning Balance	Ending Balance	
Type	Type Description	Debits	Credits	
SFP3300	Fire Prot Prem-Izard	-32,868.54		
RXFR	Transfer (Regular)	0.00	125,983.91	
WARR	Warrants	141,889.80	0.00	
				-16,962.65
SFP3400	Fire Prot Prem-Jackson	-25,231.30		
RXFR	Transfer (Regular)	0.00	131,521.66	
WARR	Warrants	101,573.53	0.00	
				-55,179.43
SFP3500	Fire Prot Prem-Jefferson	-144,302.00		
RXFR	Transfer (Regular)	0.00	321,189.72	
WARR	Warrants	413,220.03	0.00	
				-52,271.69
SFP3600	Fire Prot Prem-Johnson	-63,271.27		
RXFR	Transfer (Regular)	0.00	145,366.03	
WARR	Warrants	147,975.95	0.00	
				-60,661.35
SFP3700	Fire Prot Prem-Lafayette	-35,190.11		
RXFR	Transfer (Regular)	0.00	98,295.13	
WARR	Warrants	91,024.29	0.00	
				-42,460.95
SFP3800	Fire Prot Prem-Lawrence	-31,080.73		
RXFR	Transfer (Regular)	0.00	132,906.09	
WARR	Warrants	129,264.26	0.00	
				-34,722.56
SFP3900	Fire Prot Prem-Lee	-27,418.73		
RXFR	Transfer (Regular)	0.00	101,064.01	
WARR	Warrants	97,919.29	0.00	
				-30,563.45
SFP4000	Fire Prot Prem-Lincoln	-65,791.05		
RCPT	Receipt	0.00	14,229.41	
RXFR	Transfer (Regular)	0.00	155,057.10	
WARR	Warrants	167,033.52	0.00	
				-68,044.04
SFP4100	Fire Prot Prem-Little River	-89,428.22		
RXFR	Transfer (Regular)	0.00	106,601.75	
WARR	Warrants	80,712.58	0.00	
				-115,317.39
SFP4200	Fire Prot Prem-Logan	-59,792.21		
RXFR	Transfer (Regular)	0.00	146,750.47	
WARR	Warrants	153,136.59	0.00	
				-53,406.09
SFP4300	Fire Prot Prem-Lonoke	-59,766.83		
RCPT	Receipt	0.00	4,500.00	
RXFR	Transfer (Regular)	0.00	235,354.53	
WARR	Warrants	240,060.54	0.00	
				-59,560.82
SFP4400	Fire Prot Prem-Madison	-28,975.63		
RXFR	Transfer (Regular)	0.00	131,521.66	
WARR	Warrants	112,877.17	0.00	
				-47,620.12

Fund Transaction by Type

Start Date:7/1/17 End Date:6/29/18

Fund	Fund Description	Beginning Balance		Ending Balance
Type	Type Description	Debits	Credits	
SFP4500	Fire Prot Prem-Marion	-12,390.92		
RXFR	Transfer (Regular)	0.00	138,443.84	
WARR	Warrants	133,455.18	0.00	
				-17,379.58
SFP4600	Fire Prot Prem-Miller	-101,350.93		
RXFR	Transfer (Regular)	0.00	199,359.13	
WARR	Warrants	251,499.83	0.00	
				-49,210.23
SFP4700	Fire Prot Prem-Mississippi	-100,452.80		
RXFR	Transfer (Regular)	0.00	245,045.63	
WARR	Warrants	289,264.06	0.00	
				-56,234.37
SFP4800	Fire Prot Prem-Monroe	-3,625.32		
RXFR	Transfer (Regular)	0.00	73,375.23	
WARR	Warrants	69,636.81	0.00	
				-7,363.74
SFP4900	Fire Prot Prem-Montgomery	-29,018.40		
RXFR	Transfer (Regular)	0.00	91,372.93	
WARR	Warrants	100,342.68	0.00	
				-20,048.65
SFP5000	Fire Prot Prem-Nevada	-26,988.73		
RXFR	Transfer (Regular)	0.00	80,297.42	
WARR	Warrants	74,605.13	0.00	
				-32,681.02
SFP5100	Fire Prot Prem-Newton	-48,467.19		
RXFR	Transfer (Regular)	0.00	92,757.37	
WARR	Warrants	117,641.21	0.00	
				-23,583.35
SFP5200	Fire Prot Prem-Ouachita	-75,878.19		
RXFR	Transfer (Regular)	0.00	189,668.09	
WARR	Warrants	225,502.38	0.00	
				-40,043.90
SFP5300	Fire Prot Prem-Perry	-25,702.55		
RXFR	Transfer (Regular)	0.00	85,835.17	
WARR	Warrants	78,941.18	0.00	
				-32,596.54
SFP5400	Fire Prot Prem-Phillips	-30,667.54		
RXFR	Transfer (Regular)	6,039.50	155,057.12	
WARR	Warrants	153,010.64	0.00	
				-26,674.52
SFP5500	Fire Prot Prem-Pike	-39,876.18		
RXFR	Transfer (Regular)	0.00	120,446.15	
WARR	Warrants	121,707.61	0.00	
				-38,614.72
SFP5600	Fire Prot Prem-Poinsett	-19,698.04		
RXFR	Transfer (Regular)	0.00	157,825.98	
WARR	Warrants	156,790.28	0.00	
				-20,733.74
SFP5700	Fire Prot Prem-Polk	-63,227.09		
RXFR	Transfer (Regular)	0.00	139,828.30	

Fund Transaction by Type

Start Date:7/1/17 End Date:6/29/18

Fund	Fund Description	Beginning Balance		Ending Balance
Type	Type Description	Debits	Credits	
WARR	Warrants	145,617.67	0.00	
				-57,437.72
SFP5800	Fire Prot Prem-Pope	-31,578.11		
RXFR	Transfer (Regular)	0.00	239,507.86	
WARR	Warrants	218,536.43	0.00	
				-52,549.54
SFP5900	Fire Prot Prem-Prairie	-35,279.74		
RXFR	Transfer (Regular)	0.00	114,908.39	
WARR	Warrants	113,700.41	0.00	
				-36,487.72
SFP6000	Fire Prot Prem-Pulaski	-81,628.25		
RXFR	Transfer (Regular)	0.00	829,278.75	
WARR	Warrants	851,141.25	0.00	
				-59,765.75
SFP6100	Fire Prot Prem-Randolph	-42,870.20		
RXFR	Transfer (Regular)	0.00	132,906.09	
WARR	Warrants	160,205.13	0.00	
				-15,571.16
SFP6200	Fire Prot Prem-Saline	-83,077.32		
RXFR	Transfer (Regular)	0.34	415,331.89	
WARR	Warrants	422,800.45	0.00	
				-75,608.42
SFP6300	Fire Prot Prem-Scott	-14,874.51		
RXFR	Transfer (Regular)	0.17	81,682.03	
WARR	Warrants	81,172.44	0.00	
				-15,383.93
SFP6400	Fire Prot Prem-Searcy	-48,158.06		
RXFR	Transfer (Regular)	0.00	101,064.01	
WARR	Warrants	93,920.97	0.00	
				-55,301.10
SFP6500	Fire Prot Prem-Sebastian	-57,062.99		
RXFR	Transfer (Regular)	0.00	285,194.33	
WARR	Warrants	283,076.46	0.00	
				-59,180.86
SFP6600	Fire Prot Prem-Sevier	-42,147.37		
RXFR	Transfer (Regular)	0.00	113,523.94	
WARR	Warrants	112,080.71	0.00	
				-43,590.60
SFP6700	Fire Prot Prem-Sharp	-43,889.30		
RXFR	Transfer (Regular)	0.00	179,977.02	
WARR	Warrants	201,564.10	0.00	
				-22,302.22
SFP6800	Fire Prot Prem-St. Francis	-7,400.76		
RXFR	Transfer (Regular)	0.00	200,743.58	
WARR	Warrants	162,799.44	0.00	
				-45,344.90
SFP6900	Fire Prot Prem-Stone	-26,637.32		
RXFR	Transfer (Regular)	0.00	106,601.80	
WARR	Warrants	111,625.01	0.00	
				-21,614.11

Fund Transaction by Type

Start Date:7/1/17 End Date:6/29/18

Fund	Fund Description	Beginning Balance		Ending Balance
Type	Type Description	Debits	Credits	
SFP7000	Fire Prot Prem-Union	-118,654.15		
RXFR	Transfer (Regular)	0.00	283,272.13	
WARR	Warrants	319,497.67	0.00	
				-82,428.61
SFP7100	Fire Prot Prem-Van Buren	-13,579.91		
RXFR	Transfer (Regular)	0.00	163,363.74	
WARR	Warrants	161,159.38	0.00	
				-15,784.27
SFP7200	Fire Prot Prem-Washington	-77,284.74		
RXFR	Transfer (Regular)	0.00	479,015.72	
WARR	Warrants	468,754.61	0.00	
				-87,545.85
SFP7300	Fire Prot Prem-White	-84,963.12		
RXFR	Transfer (Regular)	5,440.87	375,182.83	
WARR	Warrants	362,840.61	0.00	
				-91,864.47
SFP7400	Fire Prot Prem-Woodruff	-24,750.88		
RXFR	Transfer (Regular)	0.00	65,068.59	
WARR	Warrants	82,720.49	0.00	
				-7,098.98
SFP7500	Fire Prot Prem-Yell	-27,680.67		
RXFR	Transfer (Regular)	0.00	153,672.57	
WARR	Warrants	165,607.51	0.00	
				-15,745.73
SFR0100	Fire/Police Pension/Relief	-3,452,713.32		
LCRT	General Letter of Cert	4,034,316.54	0.00	
RADJ	Receipt Adjustment	0.00	64,709,221.90	
RXFR	Transfer (Regular)	15,715,658.68	0.00	
SDIS	Distribution (Special Fund)	0.00	62,703,236.02	
SPEC	Special Reversing Entry	64,709,221.90	0.00	
WARR	Warrants	2,232,231.71	0.00	
				-44,173,742.41
SFR0300	Fire&Police Pension Adl (0620	-405,861.43		
RXFR	Transfer (Regular)	0.00	1,314,579.76	
WARR	Warrants	405,861.43	0.00	
				-1,314,579.76
SFR0400	Fire&Police Pension Suppl(06:	-161,780.00		
RXFR	Transfer (Regular)	0.00	627,000.00	
WARR	Warrants	160,800.00	0.00	
				-627,980.00
SFR0500	Fire&Police Pension FutSup(06:	-6,888,499.93		
RCPT	Receipt	0.00	4,228.00	
RXFR	Transfer (Regular)	0.00	5,987,576.37	
WARR	Warrants	1,773,296.00	0.00	
				-11,107,008.30
SFS0000	Cigarette Fire Safe 697/09	-253,972.50		
RCPT	Receipt	0.00	15,000.00	
SDIS	Distribution (Special Fund)	0.00	2,953.50	
SPEC	Special Reversing Entry	15,000.00	0.00	
				-256,926.00
SGI0200	Ind Pat Hosp-Emeg Med Prgm:	0.00		

Fund Transaction by Type

Start Date:7/1/17

End Date:6/29/18

Fund	Fund Description	Beginning Balance		Ending Balance
Type	Type Description	Debits	Credits	
RCPT	Receipt	0.00	29,090.10	
SDIS	Distribution (Special Fund)	0.00	28,188.31	
SPEC	Special Reversing Entry	29,090.10	0.00	
				-28,188.31
SGS0100	Corn Grain Sorghum Bd-Oper:	-910,883.81		
RCPT	Receipt	0.00	995,251.54	
RXFR	Transfer (Regular)	25,105.33	202,084.39	
SDIS	Distribution (Special Fund)	0.00	1,043,731.65	
SPEC	Special Reversing Entry	1,152,521.72	25,105.33	
WARR	Warrants	1,414,151.85	0.00	
				-585,277.82
SHA0000	Dept of Hlth-HVACR	-521,764.87		
COFF	Checks Charged Off	2,400.00	0.00	
RADJ	Receipt Adjustment	1,775.00	2,910.00	
RCPT	Receipt	0.00	758,343.95	
RXFR	Transfer (Regular)	809,227.86	28,036.37	
SDIS	Distribution (Special Fund)	0.00	641,568.06	
SPEC	Special Reversing Entry	761,253.95	4,175.00	
				-382,141.44
SHF0100	DAH-Consr Tax-Dir Off	-3,503,483.23		
RCPT	Receipt	0.00	61,445.48	
RXFR	Transfer (Regular)	3,649,702.24	5,932,468.00	
SDIS	Distribution (Special Fund)	0.00	1,004.19	
SPEC	Special Reversing Entry	1,020.00	0.00	
WARR	Warrants	2,050,769.22	0.00	
				-3,796,909.44
SHF0200	DAH-Consr Tax-Delta Clt Ctr	-8,383.52		
RCPT	Receipt	0.00	184.95	
RXFR	Transfer (Regular)	0.00	316,500.00	
WARR	Warrants	319,020.63	0.00	
				-6,047.84
SHF0300	DAH-Consr Tax-Arts Co	-17,923.78		
RXFR	Transfer (Regular)	23.30	583,001.29	
WARR	Warrants	599,172.13	0.00	
				-1,729.64
SHF0400	DAH-Consr Tax-Commr Comr	-6,895.11		
RXFR	Transfer (Regular)	0.00	411,782.33	
WARR	Warrants	412,673.74	0.00	
				-6,003.70
SHF0500	DAH-Consr Tax-Hist Presv	-11,284.39		
RXFR	Transfer (Regular)	13.09	10,000.00	
WARR	Warrants	19,636.68	0.00	
				-1,634.62
SHF0600	DAH-Consr Tax-Natl Hrtg	-11,330.86		
RXFR	Transfer (Regular)	46.63	189,125.00	
WARR	Warrants	199,367.39	0.00	
				-1,041.84
SHF0700	DAH-Consr Tax-Terr Restr	-28,525.11		
RCPT	Receipt	0.00	1,046.44	
RXFR	Transfer (Regular)	20.91	441,500.00	
WARR	Warrants	454,767.87	0.00	

Fund Transaction by Type

Start Date:7/1/17 End Date:6/29/18

Fund	Fund Description	Beginning Balance		Ending Balance
Type	Type Description	Debits	Credits	
				-16,282.77
SHF0900	Mosaic Templars Amend 75(08	-15,098.95		
RXFR	Transfer (Regular)	0.00	90,000.00	
WARR	Warrants	101,826.70	0.00	
				-3,272.25
SHI0000	AR Highway Transfer (0090)	-3,916,042.87		
RXFR	Transfer (Regular)	43,916,042.87	40,000,000.00	
				0.00
SHK0000	Milk Inspection	-144,131.66		
COFF	Checks Charged Off	200.00	0.00	
RADJ	Receipt Adjustment	1,670.00	935.00	
RCPT	Receipt	0.00	427,004.95	
RXFR	Transfer (Regular)	384,512.10	9,704.36	
SDIS	Distribution (Special Fund)	0.00	385,185.64	
SPEC	Special Reversing Entry	427,939.95	1,870.00	
				-154,509.56
SHL0000	Plumbers Licensing	-842,301.87		
COFF	Checks Charged Off	755.00	0.00	
RADJ	Receipt Adjustment	11,075.00	11,772.04	
RCPT	Receipt	0.00	741,331.50	
RXFR	Transfer (Regular)	732,327.68	24,703.54	
SDIS	Distribution (Special Fund)	0.00	671,597.85	
SPEC	Special Reversing Entry	736,828.54	3,580.00	
				-814,300.58
SHM0100	Mfg Home Comm-Operations	-412,641.54		
RCPT	Receipt	0.00	274,619.30	
RXFR	Transfer (Regular)	149,673.00	100.26	
SDIS	Distribution (Special Fund)	0.00	150,907.35	
SPEC	Special Reversing Entry	179,318.26	0.00	
WARR	Warrants	60,260.36	0.00	
				-449,016.83
SHT0100	Hlth-Technology Initiatives	-38.23		
RXFR	Transfer (Regular)	38.23	0.00	
				0.00
SHW0000	Haz Waste Permit Fee	-4,444,201.16		
COFF	Checks Charged Off	100.00	0.00	
RCPT	Receipt	0.00	1,477,199.16	
RXFR	Transfer (Regular)	1,077,131.11	396.59	
SDIS	Distribution (Special Fund)	0.00	1,190,657.07	
SPEC	Special Reversing Entry	1,321,540.49	100.00	
WARR	Warrants	142,437.29	0.00	
				-4,571,345.09
SIA0101	L/P Equine Infectious Anemia	-515,469.34		
RADJ	Receipt Adjustment	357.73	357.73	
RCPT	Receipt	0.00	116,557.39	
RXFR	Transfer (Regular)	79,412.00	2,525.32	
SDIS	Distribution (Special Fund)	0.00	101,876.28	
SPEC	Special Reversing Entry	115,988.21	0.00	
WARR	Warrants	37,137.46	0.00	
				-503,890.66
SIB0100	Bank Department-Operations	-10,017,308.11		

Fund Transaction by Type

Start Date:7/1/17

End Date:6/29/18

Fund	Fund Description	Beginning Balance		Ending Balance
Type	Type Description	Debits	Credits	
RCPT	Receipt	0.00	11,917,715.18	
RXFR	Transfer (Regular)	6,482,639.45	8,422.75	
SDIS	Distribution (Special Fund)	0.00	11,696,718.56	
SPEC	Special Reversing Entry	11,881,972.08	0.00	
WARR	Warrants	1,737,465.78	0.00	
				-13,538,087.29
SIE0000	Investor Education (0410)	-861,599.51		
RADJ	Receipt Adjustment	0.00	1,000.00	
RCPT	Receipt	0.00	115,449.57	
WARR	Warrants	136,035.54	0.00	
				-842,013.54
SIL0100	LP Gas Board Oprs	-1,273,040.26		
COFF	Checks Charged Off	337.50	0.00	
RCPT	Receipt	0.00	577,410.78	
RXFR	Transfer (Regular)	315,648.96	62.50	
SDIS	Distribution (Special Fund)	0.00	540,849.84	
SPEC	Special Reversing Entry	576,742.50	337.50	
WARR	Warrants	139,510.51	0.00	
				-1,359,461.41
SIP0101	Poultry & Egg Grading 19-6-40	-5,549,487.33		
RADJ	Receipt Adjustment	0.00	1,675.91	
RCPT	Receipt	0.00	2,744,070.97	
RXFR	Transfer (Regular)	1,741,949.14	70,595.61	
SDIS	Distribution (Special Fund)	0.00	1,055,530.41	
SPEC	Special Reversing Entry	1,298,623.68	0.00	
WARR	Warrants	967,951.47	0.00	
				-5,412,835.94
SIR0000	Commercial Truck Safety/Edu	-4,345,129.79		
RXFR	Transfer (Regular)	1,694,331.45	2,000,000.00	
SDIS	Distribution (Special Fund)	0.00	1,938,000.01	
SPEC	Special Reversing Entry	2,000,000.00	0.00	
WARR	Warrants	947,999.00	0.00	
				-3,640,799.35
SIS0000	Road/Bridge/ Rep/Maint/Gant	-175,267.28		
RXFR	Transfer (Regular)	0.00	1,638,749.86	
SDIS	Distribution (Special Fund)	0.00	1,480,142.63	
SPEC	Special Reversing Entry	1,638,749.86	0.00	
WARR	Warrants	1,622,842.00	0.00	
				-32,567.91
SJP0100	Public Service-Utilities	-3,685,424.42		
RCPT	Receipt	0.00	8,372,914.17	
RXFR	Transfer (Regular)	6,472,801.77	4,251.84	
SDIS	Distribution (Special Fund)	0.00	8,219,922.28	
SPEC	Special Reversing Entry	8,349,537.00	0.00	
WARR	Warrants	1,890,853.93	0.00	
				-3,569,320.01
SKL0000	Skills Development 19-6-830	-20,922,189.88		
RCPT	Receipt	0.00	9,928.73	
RXFR	Transfer (Regular)	162,901.74	4,443,586.20	
WARR	Warrants	3,470,560.69	0.00	
				-21,742,242.38

Fund Transaction by Type

Start Date:7/1/17

End Date:6/29/18

Fund	Fund Description	Beginning Balance		Ending Balance
Type	Type Description	Debits	Credits	
SLA0000	Public Legal Aid		0.00	
RXFR	Transfer (Regular)	0.00	556,030.80	
WARR	Warrants	556,030.80	0.00	0.00
SLS0000	Beneficiaries of Fallen Law En		-13,608.10	
RXFR	Transfer (Regular)	0.00	5,015.07	
SDIS	Distribution (Special Fund)	0.00	4,417.50	
SPEC	Special Reversing Entry	5,015.07	0.00	
WARR	Warrants	5,000.00	0.00	-13,025.60
SMB0000	Recyclables Program 19-6-471		-333,680.97	
RCPT	Receipt	0.00	39,743.50	
RXFR	Transfer (Regular)	193.77	0.00	
SDIS	Distribution (Special Fund)	0.00	39,127.49	
SPEC	Special Reversing Entry	39,743.50	0.00	
WARR	Warrants	3,324.60	0.00	-369,290.09
SMD0000	Specialty Court Prog 19-6-489		-247,768.20	
RCPT	Receipt	0.00	2,290.00	
SDIS	Distribution (Special Fund)	0.00	2,151.14	
SPEC	Special Reversing Entry	2,290.00	0.00	
WARR	Warrants	47,824.98	0.00	-202,094.36
SMF0000	Military Funeral Hon 784/09		-190,107.95	
RCPT	Receipt	0.00	50.00	
RXFR	Transfer (Regular)	0.00	44,602.91	
SDIS	Distribution (Special Fund)	0.00	39,160.12	
SPEC	Special Reversing Entry	44,602.91	0.00	
WARR	Warrants	15,200.00	0.00	-214,118.07
SMH0100	ADEM-Special Rev Fee		-719,092.93	
RADJ	Receipt Adjustment	0.00	3,540.50	
RCPT	Receipt	0.00	201,294.85	
RXFR	Transfer (Regular)	249,312.46	37,889.00	
SDIS	Distribution (Special Fund)	0.00	178,012.47	
SPEC	Special Reversing Entry	204,572.85	0.00	
WARR	Warrants	44,459.68	0.00	-641,484.76
SMH2017	EMPG TRAIN & EXERCISE 16		0.00	
RCPT	Receipt	0.00	124,634.40	
RXFR	Transfer (Regular)	98,008.47	195,348.88	
WARR	Warrants	162,205.70	0.00	-59,769.11
SMH6300	ADEM EMPG T&E (0995)		0.00	
RCPT	Receipt	0.00	1,970.39	
RXFR	Transfer (Regular)	1,970.39	0.00	0.00
SMH6900	EMPG T&E 15 (0995)		-19,265.00	
RCPT	Receipt	0.00	27,339.06	
RXFR	Transfer (Regular)	29,694.29	28,407.19	
WARR	Warrants	44,300.99	0.00	

Fund Transaction by Type

Start Date:7/1/17 End Date:6/29/18

Fund	Fund Description	Beginning Balance		Ending Balance
Type	Type Description	Debits	Credits	
				-1,015.97
SMI0000	MMImplementOperation (0620)		0.00	
COFF	Checks Charged Off	250.00	0.00	
RADJ	Receipt Adjustment	20,020.00	9,906.00	
RCPT	Receipt	0.00	258,684.29	
RXFR	Transfer (Regular)	0.00	2,074,869.62	
SDIS	Distribution (Special Fund)	5,851.67	2,234,536.01	
SPEC	Special Reversing Entry	2,324,840.29	20,270.00	
				-2,247,303.96
SMI0100	AMMA Refund Holding (0625)		0.00	
RADJ	Receipt Adjustment	18,750.00	0.00	
RXFR	Transfer (Regular)	0.00	1,556,250.00	
SDIS	Distribution (Special Fund)	18,168.75	1,508,006.25	
SPEC	Special Reversing Entry	1,556,250.00	18,750.00	
				-1,489,837.50
SML0000	Domestic Peace		-38,307.59	
RADJ	Receipt Adjustment	421,632.42	619,705.28	
RCPT	Receipt	0.00	367,803.96	
RXFR	Transfer (Regular)	0.00	6,335.80	
SDIS	Distribution (Special Fund)	0.00	319,887.65	
SPEC	Special Reversing Entry	783,028.83	415,196.87	
WARR	Warrants	556,240.10	0.00	
				-6,335.80
SMM0100	AMMA Refunds (0625)		0.00	
RADJ	Receipt Adjustment	298.00	38,146.00	
SDIS	Distribution (Special Fund)	0.00	0.00	
SPEC	Special Reversing Entry	298.00	298.00	
WARR	Warrants	37,798.00	0.00	
				-50.00
SMP0000	ASP Special Operating		0.00	
AXFR	Advance Transfer	0.00	40,235,329.29	
GDIS	Distribution (General Fund)	0.00	26,140,247.71	
RXFR	Transfer (Regular)	86,780,234.31	20,404,657.31	
				0.00
SMP0100	ASP Special Operating		-1,957,394.59	
COFF	Checks Charged Off	1,780.00	0.00	
CTAX	Claims & Taxes	105.00	0.00	
RADJ	Receipt Adjustment	1,287,745.95	1,214,960.95	
RCPT	Receipt	0.00	6,626,050.56	
RXFR	Transfer (Regular)	60,842,134.43	76,012,397.88	
SDIS	Distribution (Special Fund)	0.00	17,239,590.99	
SPEC	Special Reversing Entry	20,404,983.76	1,289,604.95	
WARR	Warrants	19,515,527.96	0.00	
				-2,287,722.82
SMP0200	ASP Indirect Admin Costs		0.00	
RXFR	Transfer (Regular)	10,019,234.43	10,019,234.43	
				0.00
SMP0300	ASP Special Operating		0.00	
RXFR	Transfer (Regular)	0.00	2,862,164.13	
WARR	Warrants	2,858,292.76	0.00	
				-3,871.37

Fund Transaction by Type

Start Date:7/1/17 End Date:6/29/18

Fund	Fund Description	Beginning Balance		Ending Balance
Type	Type Description	Debits	Credits	
SMP0500	ASP Used Motor Vehicle	-713,597.03		
COFF	Checks Charged Off	500.00	0.00	
RADJ	Receipt Adjustment	425.00	4,250.00	
RCPT	Receipt	0.00	729,830.00	
RXFR	Transfer (Regular)	619,909.93	560.84	
SDIS	Distribution (Special Fund)	0.00	653,776.90	
SPEC	Special Reversing Entry	734,080.00	925.00	
WARR	Warrants	151,965.23	0.00	
				-596,059.61
SMP0600	ASP-PI/Security	-633,749.68		
COFF	Checks Charged Off	80.00	0.00	
RADJ	Receipt Adjustment	6,775.00	2,950.00	
RCPT	Receipt	0.00	498,240.00	
RXFR	Transfer (Regular)	362,583.60	186.35	
SDIS	Distribution (Special Fund)	0.00	433,406.42	
SPEC	Special Reversing Entry	501,190.00	6,855.00	
WARR	Warrants	97,330.93	0.00	
				-607,427.92
SMP0700	ASP Salvage Auction	-973,832.31		
RCPT	Receipt	0.00	68,930.00	
RXFR	Transfer (Regular)	500,000.00	0.00	
SDIS	Distribution (Special Fund)	0.00	65,486.48	
SPEC	Special Reversing Entry	68,930.00	0.00	
				-539,318.79
SMP0800	AR Wireless Network	-154,288.00		
RCPT	Receipt	0.00	6,633.51	
RXFR	Transfer (Regular)	41,774.66	6,759,953.38	
WARR	Warrants	6,811,411.03	0.00	
				-67,689.20
SMP1100	ASP Health Plan Hldg Act 150	-4,156,163.60		
RXFR	Transfer (Regular)	237,233.53	2,818,891.04	
				-6,737,821.11
SMP1200	Auto Operator Hldg (0960)	-4,644,473.73		
WARR	Warrants	4,644,473.73	0.00	
				0.00
SMP2003	ASP Highway Safety 402	-10,466.06		
RCPT	Receipt	0.00	3,154,002.46	
RXFR	Transfer (Regular)	3,820,461.15	2,570,666.59	
WARR	Warrants	1,906,133.71	0.00	
				-8,540.25
SMP2203	ASP Highway Safety 410	-8,091.06		
RCPT	Receipt	0.00	272,962.41	
RXFR	Transfer (Regular)	272,962.41	272,962.41	
WARR	Warrants	272,962.41	0.00	
				-8,091.06
SMP2503	ASP Highway Safety 154	-8,317.68		
RCPT	Receipt	0.00	965,498.62	
RXFR	Transfer (Regular)	507,933.21	443,560.01	
WARR	Warrants	909,443.10	0.00	
				0.00
SMP2603	ASP Highway Safety 403	0.00		

Fund Transaction by Type

Start Date:7/1/17 End Date:6/29/18

Fund	Fund Description	Beginning Balance	Ending Balance
Type	Type Description	Debits	Credits
RCPT	Receipt	0.00	122,147.24
RXFR	Transfer (Regular)	249,350.30	139,820.03
WARR	Warrants	12,616.97	0.00
			0.00
SMP2809	Hwy Safety 406 Act 1288/07	0.00	
RCPT	Receipt	0.00	367,669.11
RXFR	Transfer (Regular)	367,669.11	9,174.89
WARR	Warrants	9,174.89	0.00
			0.00
SMP2914	FY2016 COM DRIV LIC PROG(I	-21,921.64	
RCPT	Receipt	0.00	260,816.04
RXFR	Transfer (Regular)	37,758.53	24,874.32
WARR	Warrants	269,094.37	0.00
			-759.10
SMP2980	VIDEO STORAGE 16 (0960)	-3,166.64	
RCPT	Receipt	0.00	123.16
RXFR	Transfer (Regular)	3,289.80	0.00
			0.00
SMP3014	FY2017 Comm Driver's Lic Pro	0.00	
RCPT	Receipt	0.00	153,555.73
RXFR	Transfer (Regular)	3,086.29	2,840.51
WARR	Warrants	150,489.69	0.00
			-2,820.26
SMP3021	Hwy Safety 405 MAP 21Act120	-3,914.48	
RCPT	Receipt	0.00	3,880,454.66
RXFR	Transfer (Regular)	3,903,215.40	2,872,213.66
WARR	Warrants	2,849,452.92	0.00
			-3,914.48
SMP3054	E-Crash 15 Act 267 '14 S9	-110.50	
RXFR	Transfer (Regular)	110.50	0.00
			0.00
SMP3070	HS 148 Hwy Sfty Improve Func	0.00	
RXFR	Transfer (Regular)	79,122.09	158,244.18
WARR	Warrants	79,122.09	0.00
			0.00
SMP3074	E-CRASH 17 (0960)	0.00	
RXFR	Transfer (Regular)	81,443.71	153,628.04
WARR	Warrants	72,184.33	0.00
			0.00
SMP3080	Video Storage 17 (0960)	0.00	
RXFR	Transfer (Regular)	330,212.25	591,308.05
WARR	Warrants	261,095.80	0.00
			0.00
SMP3083	E-CITE 17 (0960)	-68.53	
RXFR	Transfer (Regular)	322,514.99	635,889.71
WARR	Warrants	313,443.25	0.00
			0.00
SMP3084	E-Crash 18 (0960)	0.00	
RXFR	Transfer (Regular)	185,279.00	329,050.78
WARR	Warrants	141,400.41	0.00
			-2,371.37

Fund Transaction by Type

Start Date:7/1/17 End Date:6/29/18

Fund	Fund Description	Beginning Balance	Ending Balance
Type	Type Description	Debits	Credits
SMP3093	E-CITE 18 (0960)	0.00	
RXFR	Transfer (Regular)	388,651.47	770,617.63
WARR	Warrants	381,966.16	0.00
			0.00
SMP3303	HS 154 Hazard Elimination	0.00	
RXFR	Transfer (Regular)	248,364.40	248,364.40
			0.00
SMP3980	Video Storage 18 (0960)	0.00	
RXFR	Transfer (Regular)	191,432.78	390,227.61
WARR	Warrants	192,962.70	0.00
			-5,832.13
SMP4072	SELECTIVE TRAFFIC ENFORC	-463.17	
RXFR	Transfer (Regular)	611,085.70	621,422.54
WARR	Warrants	10,800.01	0.00
			0.00
SMP5072	Selective Traffic Enfor Prog	0.00	
RXFR	Transfer (Regular)	1,090,846.26	1,116,126.59
WARR	Warrants	24,616.37	0.00
			-663.96
SMP8800	ASP Vehicles (0960)	-3,460,292.49	
RADJ	Receipt Adjustment	18,327.76	20,317.76
RCPT	Receipt	0.00	1,198,965.60
RXFR	Transfer (Regular)	128,922.91	2,948,591.10
SDIS	Distribution (Special Fund)	0.00	1,052,275.72
SPEC	Special Reversing Entry	1,196,113.59	18,360.67
WARR	Warrants	4,294,552.17	0.00
			-3,060,886.91
SMP9602	ASP Troop K Cont Project	-14,234.50	
RXFR	Transfer (Regular)	2,723.14	35,302.95
WARR	Warrants	35,302.95	0.00
			-11,511.36
SMS0000	ADH Marine Sanitation	-37,552.31	
RCPT	Receipt	0.00	370.47
RXFR	Transfer (Regular)	121,601.61	181,203.12
			-97,524.29
SNH0100	DHS-Nrs Hm Prsnl Trng-Exp	-645,504.37	
RCPT	Receipt	0.00	67,943.00
RXFR	Transfer (Regular)	33,987.53	0.00
SPEC	Special Reversing Entry	67,943.00	0.00
			-611,516.84
SNP0100	Nuclear Planning & Response	-48,831.29	
RCPT	Receipt	0.00	2,001,969.55
RXFR	Transfer (Regular)	1,383,341.20	37,764.45
SDIS	Distribution (Special Fund)	0.00	1,935,063.50
SPEC	Special Reversing Entry	1,996,969.55	0.00
WARR	Warrants	325,000.00	0.00
			-318,318.04
SPC0101	L/P Brucellosis Erad/Inspectio	-1,139,812.83	
RCPT	Receipt	0.00	474,619.23
RXFR	Transfer (Regular)	1,199,924.92	953,912.47
SDIS	Distribution (Special Fund)	0.00	506,704.33

Fund Transaction by Type

Start Date:7/1/17 End Date:6/29/18

Fund	Fund Description	Beginning Balance		Ending Balance
Type	Type Description	Debits	Credits	
SPEC	Special Reversing Entry	1,210,312.72	637,786.07	
WARR	Warrants	255,854.35	0.00	
				-1,046,742.94
SPD0100	People With Disabilities	-21,156.42		
RADJ	Receipt Adjustment	776.50	16.50	
RCPT	Receipt	0.00	8,628.17	
RXFR	Transfer (Regular)	0.00	165.27	
SDIS	Distribution (Special Fund)	512.60	7,355.80	
SPEC	Special Reversing Entry	8,644.67	776.50	
WARR	Warrants	5,914.92	0.00	
				-22,249.97
SPF0100	Comty Punshmt Rev-Oprs	-8,295,339.71		
COFF	Checks Charged Off	70.00	0.00	
FORG	Forgery	0.00	1,010.00	
RCPT	Receipt	0.00	9,094,409.53	
RXFR	Transfer (Regular)	4,973,663.91	1,158,830.33	
SDIS	Distribution (Special Fund)	0.00	8,100,143.79	
SPEC	Special Reversing Entry	8,994,147.17	70.00	
WARR	Warrants	4,402,212.37	0.00	
				-8,279,709.91
SPS0101	Livestock/Poultry Special Rev	-1,446,961.59		
FORG	Forgery	0.00	769.37	
RADJ	Receipt Adjustment	5,485.18	3,809.27	
RCPT	Receipt	0.00	1,602,407.70	
RXFR	Transfer (Regular)	176,545.76	124,205.71	
SDIS	Distribution (Special Fund)	0.00	1,337,518.31	
SPEC	Special Reversing Entry	1,469,568.16	1,923.00	
WARR	Warrants	1,752,760.03	0.00	
				-1,113,235.82
SPT0100	Conscr Tax-Oprs	-22,094,974.01		
RCPT	Receipt	0.00	183,734.07	
RXFR	Transfer (Regular)	9,994,820.56	31,534,346.55	
SDIS	Distribution (Special Fund)	0.00	9,113.54	
SPEC	Special Reversing Entry	10,068.36	0.00	
WARR	Warrants	28,452,993.77	0.00	
				-15,364,285.48
SRD0000	Long Term Reserve Fund	-102,911,633.58		
RXFR	Transfer (Regular)	0.00	20,538,310.30	
				-123,449,943.88
SRP0100	Rice Research & Promo Bd-Opr	-550,272.90		
RCPT	Receipt	0.00	5,320,879.72	
RXFR	Transfer (Regular)	3,969.93	47,883.41	
SDIS	Distribution (Special Fund)	0.00	5,087,281.01	
SPEC	Special Reversing Entry	5,368,763.13	3,969.93	
WARR	Warrants	5,631,689.20	0.00	
				-5,864.71
SRS0000	Reg Sub Stor Tank Prg	-2,296,074.59		
COFF	Checks Charged Off	2,860.00	0.00	
RADJ	Receipt Adjustment	0.00	150.00	
RCPT	Receipt	0.00	961,651.16	
RXFR	Transfer (Regular)	718,675.71	0.00	

Fund Transaction by Type

Start Date:7/1/17 End Date:6/29/18

Fund	Fund Description	Beginning Balance		Ending Balance
Type	Type Description	Debits	Credits	
SDIS	Distribution (Special Fund)	0.00	192,574.75	
SPEC	Special Reversing Entry	596,226.66	500.00	
WARR	Warrants	143,288.62	0.00	
				-1,989,899.51
SSA0000	AR CourtAppointedSpecAdvo	-13,217.45		
RXFR	Transfer (Regular)	0.00	7,725.33	
SDIS	Distribution (Special Fund)	0.00	6,564.95	
SPEC	Special Reversing Entry	7,725.33	0.00	
WARR	Warrants	10,000.00	0.00	
				-9,782.40
SSC0480	ADC Sex/Child Offen Reg-048	-137,863.33		
RADJ	Receipt Adjustment	250.00	0.00	
RCPT	Receipt	0.00	28,074.06	
SDIS	Distribution (Special Fund)	0.00	25,198.48	
SPEC	Special Reversing Entry	28,074.06	250.00	
				-163,061.81
SSC0990	ACIC Sex/Child Offend Reg-09	-49,557.23		
RADJ	Receipt Adjustment	250.00	0.00	
RCPT	Receipt	0.00	28,074.05	
SDIS	Distribution (Special Fund)	0.00	25,198.48	
SPEC	Special Reversing Entry	28,074.05	250.00	
WARR	Warrants	53,867.20	0.00	
				-20,888.51
SSD0000	Individual Sewage Disposal S	-48,777.37		
RCPT	Receipt	0.00	22,747.00	
RXFR	Transfer (Regular)	10,972.89	3,333.87	
SDIS	Distribution (Special Fund)	0.00	19,839.65	
SPEC	Special Reversing Entry	22,747.00	0.00	
				-60,978.00
SSE0000	AR Citizens 1st Resp Safety	-26,365.53		
RADJ	Receipt Adjustment	1,210.00	0.00	
RCPT	Receipt	0.00	308,169.90	
SDIS	Distribution (Special Fund)	0.00	272,587.30	
SPEC	Special Reversing Entry	308,169.90	1,210.00	
WARR	Warrants	298,943.91	0.00	
				-8.92
SST0101	Livestock/Poultry Swine Testi	-1,503.19		
RXFR	Transfer (Regular)	1,852.00	1,879.00	
SDIS	Distribution (Special Fund)	1,794.59	1,820.75	
SPEC	Special Reversing Entry	1,879.00	1,852.00	
				-1,529.35
SSV0000	Alcoholic Bev Control 19-6-82:	-504,268.16		
RCPT	Receipt	0.00	192,435.00	
RXFR	Transfer (Regular)	5,150.20	0.00	
SDIS	Distribution (Special Fund)	0.00	177,966.52	
SPEC	Special Reversing Entry	192,435.00	0.00	
WARR	Warrants	55,754.87	0.00	
				-621,329.61
SSW0100	Social Work Licensing-Operati	-671,044.48		
RCPT	Receipt	0.00	159,995.00	
RXFR	Transfer (Regular)	101,169.55	141.69	

Fund Transaction by Type

Start Date:7/1/17 End Date:6/29/18

Fund	Fund Description	Beginning Balance		Ending Balance
Type	Type Description	Debits	Credits	
SDIS	Distribution (Special Fund)	0.00	143,884.67	
SPEC	Special Reversing Entry	159,995.00	0.00	
WARR	Warrants	51,187.57	0.00	
				-662,713.72
STC0100	Telecomm Equip Fund-Oprs	-633,475.16		
COFF	Checks Charged Off	10.00	0.00	
RCPT	Receipt	0.00	437,761.20	
RXFR	Transfer (Regular)	142,405.09	0.00	
SDIS	Distribution (Special Fund)	0.00	387,056.45	
SPEC	Special Reversing Entry	435,877.57	132.22	
WARR	Warrants	224,204.97	0.00	
				-655,927.40
STR0000	AR Tob Cont Rev ACA 19-6-83	-739,142.94		
COFF	Checks Charged Off	400.00	0.00	
RADJ	Receipt Adjustment	50.00	0.00	
RCPT	Receipt	0.00	397,111.00	
RXFR	Transfer (Regular)	34.88	84,175.00	
SDIS	Distribution (Special Fund)	0.00	163,377.75	
SPEC	Special Reversing Entry	397,075.00	450.00	
WARR	Warrants	107,309.12	0.00	
				-879,387.69
SVS0000	AR Video Service Fund (0063)	-22,686.78		
RCPT	Receipt	0.00	4,174.75	
SDIS	Distribution (Special Fund)	0.00	3,972.90	
SPEC	Special Reversing Entry	4,100.00	0.00	
WARR	Warrants	11,184.10	0.00	
				-15,550.33
SWF0100	Wkforce 2000 Dev-Grant/Exp	-2,462,010.58		
RADJ	Receipt Adjustment	0.00	26,915,862.79	
RXFR	Transfer (Regular)	26,443,626.39	73,600.69	
SDIS	Distribution (Special Fund)	0.00	23,908,015.12	
SPEC	Special Reversing Entry	26,915,862.79	0.00	
				0.00
SWG0000	AR Wine Grants (0900)	0.00		
CTAX	Claims & Taxes	3,000.00	0.00	
RCPT	Receipt	0.00	1,341,500.00	
RXFR	Transfer (Regular)	358,287.75	0.00	
SDIS	Distribution (Special Fund)	0.00	716,575.50	
SPEC	Special Reversing Entry	1,341,500.00	3,000.00	
				-358,287.75
SWP0100	Wheat Promotion Bd-Operatio	-47,665.45		
RCPT	Receipt	0.00	69,586.77	
RXFR	Transfer (Regular)	6,225.23	24,765.56	
SDIS	Distribution (Special Fund)	0.00	84,475.75	
SPEC	Special Reversing Entry	93,698.93	6,225.23	
WARR	Warrants	113,689.92	0.00	
				-19,104.68
SWT0000	In God We Trust License Plate	-9,360.93		
RXFR	Transfer (Regular)	104,014.92	108,383.24	
SDIS	Distribution (Special Fund)	0.00	94,653.99	
SPEC	Special Reversing Entry	108,383.24	0.00	

Fund Transaction by Type

Start Date:7/1/17

End Date:6/29/18

Fund	Fund Description	Beginning Balance	Ending Balance
Type	Type Description	Debits	Credits
			0.00
SXA0100	AR Abstractors' BD 19-6-415	-95,331.65	
RCPT	Receipt	0.00	16,625.00
RXFR	Transfer (Regular)	6,292.08	0.00
SDIS	Distribution (Special Fund)	0.00	16,318.07
SPEC	Special Reversing Entry	16,625.00	0.00
WARR	Warrants	5,793.64	0.00
			-99,564.00
SXV0100	Veterinary Exam Board-Opera	-506,559.07	
COFF	Checks Charged Off	100.00	0.00
RCPT	Receipt	0.00	125,550.00
RXFR	Transfer (Regular)	64,328.32	0.00
SDIS	Distribution (Special Fund)	0.00	102,939.33
SPEC	Special Reversing Entry	104,860.00	0.00
WARR	Warrants	24,260.79	0.00
			-541,499.29
TAC0000	Accountability Court 19-5-114	-186,781.00	
RCPT	Receipt	0.00	34,751.04
WARR	Warrants	49,795.00	0.00
			-171,737.04
TAD0201	Pesticide/Plant Disposal 19-5-1	-1,669,659.57	
RCPT	Receipt	0.00	426,350.00
SDIS	Distribution (Special Fund)	0.00	417,132.61
SPEC	Special Reversing Entry	426,350.00	0.00
WARR	Warrants	967,018.69	0.00
			-1,119,773.49
TAF0000	Asset Forfeiture	-346,786.19	
RCPT	Receipt	0.00	187,777.70
RXFR	Transfer (Regular)	237,826.50	0.00
WARR	Warrants	1,308.00	0.00
			-295,429.39
TAJ0200	St Admin Of Justice-Co/City R	-1,791.39	
RXFR	Transfer (Regular)	0.00	7,179.59
WARR	Warrants	8,970.98	0.00
			0.00
TAJ0300	St Admin Of Justice-St Prgms/	-2,524,934.85	
COFF	Checks Charged Off	3,540.13	0.00
RADJ	Receipt Adjustment	0.00	2,730.00
RCPT	Receipt	0.00	30,959,268.96
RXFR	Transfer (Regular)	32,227,039.81	11,251,049.84
SDIS	Distribution (Special Fund)	0.00	9,168,180.59
SPEC	Special Reversing Entry	10,859,735.85	0.00
WARR	Warrants	2,731,190.64	0.00
			-8,084,657.81
TAR0000	Judges Retirement	-35,151.67	
RCPT	Receipt	0.00	605,877.81
RXFR	Transfer (Regular)	108,301.00	5,662,065.88
WARR	Warrants	6,163,004.28	0.00
			-31,790.08
TAS0000	Securities Reserve	-32,147,707.71	
DXFR	Transfer (Deduction)	23,223,293.90	0.00

Fund Transaction by Type

Start Date:7/1/17 End Date:6/29/18

Fund	Fund Description	Beginning Balance		Ending Balance
Type	Type Description	Debits	Credits	
RADJ	Receipt Adjustment	307,355.31	0.00	
RCPT	Receipt	0.00	77,762,073.34	
RXFR	Transfer (Regular)	57,096,237.23	48,626.72	
TELL	Teller	225,529.46	0.00	
				-29,105,991.87
TAW0000	AR Work Prog Tr Fund 19-5-11	-12,523,527.15		
RCPT	Receipt	0.00	33,968,406.00	
RXFR	Transfer (Regular)	36,588,505.15	0.00	
				-9,903,428.00
TAX0000	Ad Valorem Tax	-3,838,928.99		
COFF	Checks Charged Off	232,111.85	0.00	
CTAX	Claims & Taxes	1,392.70	0.00	
RXFR	Transfer (Regular)	23,707,321.83	23,908,662.17	
				-3,806,764.78
TBB0000	DFA Rev-Interstate Mtr Fuel Tax	-10,088.27		
RADJ	Receipt Adjustment	4,039.43	241,690.27	
WARR	Warrants	241,756.05	0.00	
				-5,983.06
TBC0000	DFA-Rev Gasoline Tax Refund	0.00		
RXFR	Transfer (Regular)	0.00	59,053.22	
WARR	Warrants	59,053.22	0.00	
				0.00
TBJ0000	College Savings Bonds	0.00		
LCRT	General Letter of Cert	0.00	23,209,110.24	
RXFR	Transfer (Regular)	23,209,110.24	0.00	
				0.00
TBJ0015	Higher Ed 2015 bond 2007C 00	0.00		
RXFR	Transfer (Regular)	0.00	5,071,611.69	
WARR	Warrants	5,071,611.69	0.00	
				0.00
TBJ007A	Coll Savings Bond 2007A (006)	0.00		
RXFR	Transfer (Regular)	0.00	1,540.00	
WARR	Warrants	1,540.00	0.00	
				0.00
TBJ007B	Coll Savings Bond 2007B (006)	0.00		
RXFR	Transfer (Regular)	0.00	1,960.00	
WARR	Warrants	1,960.00	0.00	
				0.00
TBJ0900	Coll Svg Bnds-Srs A 1997	0.00		
RXFR	Transfer (Regular)	0.00	2,900.00	
WARR	Warrants	2,900.00	0.00	
				0.00
TBJ1000	Coll Svg Bnds-Srs B 1997	0.00		
RXFR	Transfer (Regular)	0.00	2,900.00	
WARR	Warrants	2,900.00	0.00	
				0.00
TBJ1100	Coll Svg Bnds-Srs A 1998	0.00		
RXFR	Transfer (Regular)	0.00	2,900.00	
WARR	Warrants	2,900.00	0.00	
				0.00

Fund Transaction by Type

Start Date:7/1/17

End Date:6/29/18

Fund	Fund Description	Beginning Balance		Ending Balance
Type	Type Description	Debits	Credits	
TBJ1300	Higher Ed 2016 Bond Issue		0.00	
RXFR	Transfer (Regular)	0.00	18,125,298.55	
WARR	Warrants	18,125,298.55	0.00	
				0.00
TBL0000	Sm Bus Revolving Ln	-1,613,134.88		
RCPT	Receipt	0.00	7,142.18	
RXFR	Transfer (Regular)	15,203,439.00	15,203,836.60	
WARR	Warrants	397.60	0.00	
				-1,620,277.06
TBP0000	Best Practices Act 570/11 S12	-1,799,968.30		
RCPT	Receipt	0.00	3,369,515.28	
RXFR	Transfer (Regular)	262,800.00	92,543.86	
SDIS	Distribution (Special Fund)	0.00	3,027,494.99	
SPEC	Special Reversing Entry	3,360,830.00	0.00	
WARR	Warrants	3,417,173.99	0.00	
				-1,248,718.44
TBQ0000	Social Innovation 19-5-1143		0.00	
RXFR	Transfer (Regular)	0.00	298,949.60	
WARR	Warrants	298,949.60	0.00	
				0.00
TBS0000	Budget Stabilization Trust	-172,692,212.38		
RXFR	Transfer (Regular)	574,388,528.31	575,438,993.62	
				-173,742,677.69
TCA0100	County Assessors Continuing	-257,914.84		
RCPT	Receipt	0.00	43,200.00	
SDIS	Distribution (Special Fund)	0.00	41,860.80	
SPEC	Special Reversing Entry	43,200.00	0.00	
WARR	Warrants	80.96	0.00	
				-299,694.68
TCC0100	County Coll Ctng Ed-Oprs-(05	-112,601.98		
RCPT	Receipt	0.00	39,900.00	
RXFR	Transfer (Regular)	0.00	12,600.00	
WARR	Warrants	58,196.66	0.00	
				-106,905.32
TCE0100	Co Treas Cont Ed-Oprs-(059)	-31,335.44		
RCPT	Receipt	0.00	46,403.38	
RXFR	Transfer (Regular)	0.00	6,300.00	
WARR	Warrants	48,271.88	0.00	
				-35,766.94
TCH0000	Baby Sharon's Illness	-8,061.80		
RCPT	Receipt	0.00	2,360.00	
RXFR	Transfer (Regular)	0.00	7,430.00	
WARR	Warrants	4,697.00	0.00	
				-13,154.80
TCI0100	Wrforce Ed-Constr Craft Trng	-937,335.61		
RCPT	Receipt	0.00	774,763.23	
RXFR	Transfer (Regular)	65,590.05	0.00	
WARR	Warrants	870,010.89	0.00	
				-776,497.90
TCR0100	Crime Victims Reparation Rev	-1,150,424.51		
RCPT	Receipt	0.00	51,411.16	

Fund Transaction by Type

Start Date:7/1/17 End Date:6/29/18

Fund	Fund Description	Beginning Balance		Ending Balance
Type	Type Description	Debits	Credits	
RXFR	Transfer (Regular)	412,603.95	1,358,319.96	
SDIS	Distribution (Special Fund)	0.00	5,571.47	
SPEC	Special Reversing Entry	6,249.60	0.00	
WARR	Warrants	1,659,925.29	0.00	
				-486,948.26
TCS0100	Private Career Education-Trus			-1,302,147.37
RXFR	Transfer (Regular)	1,501,667.37	200,000.00	
WARR	Warrants	480.00	0.00	
				0.00
TCS0200	ADHE Stud Prot (0700)			0.00
RCPT	Receipt	0.00	3,828.56	
RXFR	Transfer (Regular)	728,148.75	2,029,816.12	
WARR	Warrants	10,646.01	0.00	
				-1,294,849.92
TCT0100	Childrens Trust			-2,400,127.78
RADJ	Receipt Adjustment	23,200.00	0.00	
RCPT	Receipt	0.00	51,750.00	
RXFR	Transfer (Regular)	2,427,792.73	0.00	
SDIS	Distribution (Special Fund)	0.00	27,664.95	
SPEC	Special Reversing Entry	51,750.00	23,200.00	
				0.00
TCT0200	Children's Trust (0710)			0.00
RADJ	Receipt Adjustment	0.00	23,200.00	
RCPT	Receipt	0.00	234,770.08	
RXFR	Transfer (Regular)	54,796.44	2,427,810.07	
SDIS	Distribution (Special Fund)	0.00	220,156.88	
SPEC	Special Reversing Entry	257,070.08	0.00	
WARR	Warrants	14,055.96	0.00	
				-2,580,014.55
TDP0100	Death/Permanent Ttl Disability			-104,337,842.76
COFF	Checks Charged Off	11,234.40	0.00	
RCPT	Receipt	0.00	12,239,438.46	
RXFR	Transfer (Regular)	1,335,154,882.38	1,335,154,882.38	
TELL	Teller	20,723.33	0.00	
WARR	Warrants	14,541,037.71	0.00	
				-102,004,285.78
TDR9000	AR Distr Rel Prog Trust-Grant:			-496,493.05
RCPT	Receipt	0.00	2,548.41	
RXFR	Transfer (Regular)	2,959,071.05	2,976,028.05	
				-515,998.46
TDS0000	Nonmun Dom Sew Treat 19-5-			-59,696.00
RCPT	Receipt	0.00	40,949.16	
RXFR	Transfer (Regular)	45,000.00	45,000.00	
				-100,645.16
TDT9200	Tourism Development Trust			-2,999,988.65
RCPT	Receipt	0.00	4,548.74	
RXFR	Transfer (Regular)	593,821.81	16,926,566.60	
SDIS	Distribution (Special Fund)	0.00	14,270,372.94	
SPEC	Special Reversing Entry	16,510,668.75	209,474.58	
WARR	Warrants	14,789,227.18	0.00	
				-2,517,233.77

Fund Transaction by Type

Start Date:7/1/17 End Date:6/29/18

Fund	Fund Description	Beginning Balance		Ending Balance
Type	Type Description	Debits	Credits	
TEB1001	Educational Building Rev Bon	-3,800,959.04		
RCPT	Receipt	0.00	166,491.97	
RXFR	Transfer (Regular)	12,008,646.43	12,650,213.81	
WARR	Warrants	1,103,559.81	0.00	
				-3,505,458.58
TEM1001	Revolving Loan Certificate	-12,300,015.45		
RCPT	Receipt	0.00	410,760.61	
RXFR	Transfer (Regular)	46,739,534.66	46,686,370.19	
WARR	Warrants	80,868.44	0.00	
				-12,576,743.15
TER0000	Teacher Retirement	-4,616,327.47		
RCPT	Receipt	0.00	143,268,328.10	
RXFR	Transfer (Regular)	10,021,639.04	236,257.79	
WARR	Warrants	134,490,598.74	0.00	
				-3,608,675.58
TES0100	Dept Workforce Services Trus	-2,481,960.41		
RADJ	Receipt Adjustment	9,187.83	6,043.21	
RCPT	Receipt	0.00	52,519,702.36	
RXFR	Transfer (Regular)	41,731,043.77	5,978,385.45	
SPEC	Special Reversing Entry	22.00	22.00	
WARR	Warrants	17,644,111.03	0.00	
				-1,601,748.80
TES0200	Dept Workforce Services Trus	-487,925.69		
RCPT	Receipt	0.00	7,619.98	
RXFR	Transfer (Regular)	1,271,573.03	1,175,247.85	
WARR	Warrants	19,427.62	0.00	
				-379,792.87
TES0300	Dept Workforce Services Trus	-3,837.59		
RXFR	Transfer (Regular)	3,837.59	0.00	
				0.00
TET0100	AEDQ Environmental Settleme	-803,692.53		
RCPT	Receipt	0.00	2,795.61	
RXFR	Transfer (Regular)	6,175,000.00	6,175,079.65	
WARR	Warrants	129,403.86	0.00	
				-677,163.93
TEX0000	Education Excellence Trust	0.00		
LCRT	General Letter of Cert	0.00	320,332,254.00	
RXFR	Transfer (Regular)	320,332,254.00	0.00	
				0.00
TFB0000	Fidelity Bond Trust	-5,187,663.15		
RCPT	Receipt	0.00	22,892.36	
RXFR	Transfer (Regular)	10,886,000.00	10,615,643.62	
				-4,940,199.13
TFB0400	Fidelity Bond Trust	-330,199.27		
RCPT	Receipt	0.00	87,295.86	
RXFR	Transfer (Regular)	0.00	1,070,000.00	
WARR	Warrants	1,160,765.06	0.00	
				-326,730.07
TFH0000	AR Fair Housing Commission-	-368,047.59		
COFF	Checks Charged Off	425.00	0.00	
RCPT	Receipt	0.00	69,244.51	

Fund Transaction by Type

Start Date:7/1/17 End Date:6/29/18

Fund	Fund Description	Beginning Balance		Ending Balance
Type	Type Description	Debits	Credits	
SDIS	Distribution (Special Fund)	0.00	418.41	
SPEC	Special Reversing Entry	450.00	25.00	
WARR	Warrants	71,761.85	0.00	
				-365,098.66
TFM0000	Military FamilyRelief19-5-1127	-206,386.19		
RCPT	Receipt	0.00	376.71	
RXFR	Transfer (Regular)	225,100.00	241,666.00	
WARR	Warrants	12,136.45	0.00	
				-211,192.45
TGC0000	Corporate Income Tax	-2,450,423.80		
NDXF	Transfer (Non-Distribution)	609,950.50	43,420,600.56	
RXFR	Transfer (Regular)	1,072,800.51	1,072,800.51	
WARR	Warrants	40,661,036.01	0.00	
				-4,600,037.85
TGI0000	Individual Income Tax	-12,303,275.89		
FORG	Forgery	0.00	3,538.16	
NDXF	Transfer (Non-Distribution)	0.00	489,970,821.90	
RCPT	Receipt	0.00	2,752,520.36	
RXFR	Transfer (Regular)	67,071,284.21	66,547,322.99	
WARR	Warrants	488,696,347.70	0.00	
WOFF	Warrants Charged Off	609.51	0.00	
				-15,809,237.88
TGI00WH	Withholding Tax Ref AIRS (063	-799,829.86		
NDXF	Transfer (Non-Distribution)	43,592.35	3,466,400.70	
WARR	Warrants	3,305,035.12	0.00	
				-917,603.09
TGP0010	Nat'l Cultural HistPresv(0865)	-1,874,234.50		
RCPT	Receipt	0.00	8,091.10	
RXFR	Transfer (Regular)	5,695,226.44	8,096,576.66	
SDIS	Distribution (Special Fund)	0.00	2,598,917.18	
SPEC	Special Reversing Entry	3,225,013.36	232,230.26	
WARR	Warrants	1,736,760.02	0.00	
				-2,153,049.88
TGP0100	Natural/Cultural Historic Pres	-237.55		
RXFR	Transfer (Regular)	237.55	0.00	
				0.00
TGS0800	Geographic Info Syst 296/09	-584,860.68		
RCPT	Receipt	0.00	21,081.64	
RXFR	Transfer (Regular)	0.00	194,832.00	
WARR	Warrants	431,327.13	0.00	
				-369,447.19
TGT0000	AR Natural/Cultural Resources	-26,418,591.57		
RCPT	Receipt	0.00	88,746.71	
RXFR	Transfer (Regular)	133,561,665.33	135,379,345.77	
SDIS	Distribution (Special Fund)	0.00	20,791,337.66	
SPEC	Special Reversing Entry	25,803,597.46	1,861,332.38	
				-25,174,091.30
TGT0100	AR Natural/Cultural Resources	-50,133.77		
RCPT	Receipt	0.00	177.66	
RXFR	Transfer (Regular)	602,156.00	602,156.00	
				-50,311.43

Fund Transaction by Type

Start Date:7/1/17

End Date:6/29/18

Fund	Fund Description	Beginning Balance	Ending Balance	
Type	Type Description	Debits	Credits	
TGT0200	AR Natural/Cultural Resources	-19,263.05		
RXFR	Transfer (Regular)	56,414.75	59,426.95	
WARR	Warrants	7,801.48	0.00	
				-14,473.77
TGT1601	ANCRC 16-001 Parks (0900)	-22,363.40		
WARR	Warrants	22,363.40	0.00	
				0.00
TGT1602	ANCRC 16-002 UAF-AAS (0135)	-7,090.52		
RXFR	Transfer (Regular)	7,090.52	0.00	
				0.00
TGT1603	ANCRC 16-003 UAF-AAS (0135)	-100.00		
RXFR	Transfer (Regular)	100.00	0.00	
				0.00
TGT1608	ANCRC 16-008 UALR (0145)	-38.17		
RXFR	Transfer (Regular)	38.17	0.00	
				0.00
TGT1617	ANCRC 16-017 UAF (0135)	-1,596.58		
RXFR	Transfer (Regular)	1,596.58	0.00	
				0.00
TGT1656	ANCRC 16-005 DAH DO (0865)	-100,000.00		
RXFR	Transfer (Regular)	20,145.92	16,143.88	
WARR	Warrants	95,997.96	0.00	
				0.00
TGT1657	ANCRC 16-005 DAH-DCC (0865)	-3,062.08		
WARR	Warrants	3,062.08	0.00	
				0.00
TGT1658	ANCRC 16-005 DAH-MT (0865)	-49,682.80		
RXFR	Transfer (Regular)	48,300.10	7,183.27	
WARR	Warrants	8,565.97	0.00	
				0.00
TGT1659	ANCRC 16-005 DAH OSH (0865)	-57,949.74		
RXFR	Transfer (Regular)	23,449.24	0.00	
WARR	Warrants	33,562.66	0.00	
				-937.84
TGT1660	ANCRC 16-005 DAH NHC (0865)	-335.06		
RXFR	Transfer (Regular)	157.64	0.00	
				-177.42
TGT1661	ANCRC 16-005 DAH HAM (0865)	-8.61		
RXFR	Transfer (Regular)	8.61	0.00	
				0.00
TGT1662	ANCRC 16-005 DAH HP (0865)	-1,066.39		
RXFR	Transfer (Regular)	1,066.39	0.00	
				0.00
TGT1663	DAH-ASA-NCRC16-021 (0865)	-46,685.05		
RXFR	Transfer (Regular)	43,893.30	251.26	
WARR	Warrants	3,043.01	0.00	
				0.00
TGT1701	17 NCRC DO (0865)	-90,091.80		
RXFR	Transfer (Regular)	400,958.79	433,820.00	
WARR	Warrants	122,953.01	0.00	

Fund Transaction by Type

Start Date:7/1/17 End Date:6/29/18

Fund	Fund Description	Beginning Balance		Ending Balance
Type	Type Description	Debits	Credits	
				0.00
TGT1702	17 NCRC DCC (0865)			0.00
RXFR	Transfer (Regular)	107,616.69	375,000.00	
WARR	Warrants	203,602.06	0.00	
				-63,781.25
TGT1703	17 NCRC Archives (0865)			-180,000.00
RXFR	Transfer (Regular)	30,650.61	0.00	
WARR	Warrants	148,832.87	0.00	
				-516.52
TGT1704	17 NCRC OSH (0865)			-99,765.65
RXFR	Transfer (Regular)	31,442.45	596,277.00	
WARR	Warrants	509,002.86	0.00	
				-155,597.34
TGT1705	17 NCRC HP (0865)			-202,668.56
RXFR	Transfer (Regular)	0.00	850,000.00	
WARR	Warrants	1,051,626.08	0.00	
				-1,042.48
TGT1706	17 NCRC NHC (0865)			-184,849.63
RXFR	Transfer (Regular)	0.00	587,926.79	
WARR	Warrants	584,849.63	0.00	
				-187,926.79
TGT1707	17 NCRC HAM (0865)			-441,335.50
RXFR	Transfer (Regular)	67,978.93	1,000.00	
WARR	Warrants	339,035.00	0.00	
				-35,321.57
TGT1709	17 NCRC MT (0865)			-43,605.00
RXFR	Transfer (Regular)	752.43	400,000.00	
WARR	Warrants	435,673.57	0.00	
				-7,179.00
TGT1710	17 NCRC Parks (0900)			-1,574,653.76
RXFR	Transfer (Regular)	466,592.15	3,600,000.00	
WARR	Warrants	4,708,061.61	0.00	
				0.00
TGT1711	17 NCRC SAU (0105)			-43,912.37
RXFR	Transfer (Regular)	0.00	106,087.63	
				-150,000.00
TGT1712	17 NCRC ASU (0125)			0.00
RXFR	Transfer (Regular)	0.00	173,964.10	
WARR	Warrants	173,964.10	0.00	
				0.00
TGT1715	17 NCRC UAF (0135)			-116,628.87
WARR	Warrants	116,628.87	0.00	
				0.00
TGT1716	17 NCRC UAF (0135)			-102,453.72
RXFR	Transfer (Regular)	0.00	135,000.00	
WARR	Warrants	237,453.72	0.00	
				0.00
TGT1717	17 NCRC SACC (0193)			-79,177.36
WARR	Warrants	76,051.17	0.00	
				-3,126.19

Fund Transaction by Type

Start Date:7/1/17 End Date:6/29/18

Fund	Fund Description	Beginning Balance	Ending Balance
Type	Type Description	Debits	Credits
TGT1719	17 NCRC Arch Survey (0135)	0.00	
RXFR	Transfer (Regular)	340,000.00	340,000.00
			0.00
TGT1721	17 NCRC DFA/DBA (0615)	-189,612.40	
RCPT	Receipt	0.00	1,899.22
RXFR	Transfer (Regular)	0.00	410,000.00
WARR	Warrants	398,685.37	0.00
			-202,826.25
TGT1722	17 NCRC UAFS (0195)	0.00	
RXFR	Transfer (Regular)	0.00	165,422.98
WARR	Warrants	165,422.98	0.00
			0.00
TGT1723	17 NCRC Forestry (0400)	-225,000.00	
WARR	Warrants	225,000.00	0.00
			0.00
TGT1724	17 NCRC ATU (0130)	0.00	
RXFR	Transfer (Regular)	0.00	600,000.00
WARR	Warrants	498,752.71	0.00
			-101,247.29
TGT1725	17 NCRC UCA (0165)	-0.06	
RXFR	Transfer (Regular)	0.00	231,787.95
WARR	Warrants	231,788.01	0.00
			0.00
TGT1727	17 NCRC UAM (0155)	0.00	
RXFR	Transfer (Regular)	0.00	600,000.00
WARR	Warrants	600,000.00	0.00
			0.00
TGT1728	17 NCRC HSU (0100)	0.00	
RXFR	Transfer (Regular)	7,223.22	53,313.46
WARR	Warrants	46,090.24	0.00
			0.00
TGT1801	NCRC 18-001 Parks Impr (0900)	0.00	
RXFR	Transfer (Regular)	0.00	2,955,972.14
WARR	Warrants	1,619,266.53	0.00
			-1,336,705.61
TGT1802	NCRC 18-002 Parks War Mem	0.00	
RXFR	Transfer (Regular)	0.00	1,100,000.00
WARR	Warrants	1,100,000.00	0.00
			0.00
TGT1803	NCRC 18-003 UALR (0145)	0.00	
RXFR	Transfer (Regular)	0.00	12,000.00
WARR	Warrants	11,850.08	0.00
			-149.92
TGT1804	NCRC 18-004 House (0002)	0.00	
RXFR	Transfer (Regular)	0.00	981,000.00
WARR	Warrants	981,000.00	0.00
			0.00
TGT1806	NCRC 18-006 SAU (0105)	0.00	
RXFR	Transfer (Regular)	0.00	51,568.10
			-51,568.10

Fund Transaction by Type

Start Date:7/1/17 End Date:6/29/18

Fund	Fund Description	Beginning Balance	Ending Balance
Type	Type Description	Debits	Credits
TGT1811	NCRC 18-011 UA Cossatot (06	0.00	
RXFR	Transfer (Regular)	0.00	150,000.00
WARR	Warrants	142,423.85	0.00
			-7,576.15
TGT1812	NCRC 18-012 School for Deaf	0.00	
RXFR	Transfer (Regular)	0.00	136,735.63
WARR	Warrants	136,735.63	0.00
			0.00
TGT1814	NCRC 18-014 ASU (0125)	0.00	
RXFR	Transfer (Regular)	0.00	81,522.10
WARR	Warrants	81,522.10	0.00
			0.00
TGT1815	NCRC 18-015 ASU (0125)	0.00	
RXFR	Transfer (Regular)	0.00	11,350.39
WARR	Warrants	11,350.39	0.00
			0.00
TGT1816	NCRC 18-016 UAFS (0195)	0.00	
RXFR	Transfer (Regular)	0.00	98,313.18
WARR	Warrants	98,313.18	0.00
			0.00
TGT1818	NCRC 18-018 UAF (0135)	0.00	
RXFR	Transfer (Regular)	0.00	510,000.00
WARR	Warrants	510,000.00	0.00
			0.00
TGT1821	NCRC 18-02 Forestry (0400)	0.00	
RXFR	Transfer (Regular)	0.00	500,000.00
WARR	Warrants	500,000.00	0.00
			0.00
TGT1823	NCRC 18-023 School for Blind	0.00	
RXFR	Transfer (Regular)	0.00	325,000.00
WARR	Warrants	325,000.00	0.00
			0.00
TGT1824	NCRC 18-023 HSU (0100)	0.00	
RXFR	Transfer (Regular)	0.00	914,552.89
WARR	Warrants	914,552.89	0.00
			0.00
TGT1852	NCRC 18-005 HPP (0865)	0.00	
RXFR	Transfer (Regular)	0.00	700,000.00
WARR	Warrants	429,614.17	0.00
			-270,385.83
TGT1853	NCRC 18-005 NHC (0865)	0.00	
RCPT	Receipt	0.00	120.00
RXFR	Transfer (Regular)	37,582.97	2,000,000.00
WARR	Warrants	1,401,172.67	0.00
			-561,364.36
TGT1854	NCRC 18-005 ASA (0865)	0.00	
RXFR	Transfer (Regular)	0.00	325,000.00
WARR	Warrants	134,733.41	0.00
			-190,266.59
TGT1855	NCRC 18-005 DO/Central (0865)	0.00	

Fund Transaction by Type

Start Date:7/1/17

End Date:6/29/18

Fund	Fund Description	Beginning Balance		Ending Balance
Type	Type Description	Debits	Credits	
RXFR	Transfer (Regular)	0.00	150,000.00	-150,000.00
TGT1856	NCRC 18-005 DCC	0.00		
RXFR	Transfer (Regular)	0.00	350,000.00	-350,000.00
TGT1857	NCRC 18-005 HAM (0865)	0.00		
RXFR	Transfer (Regular)	0.00	229,000.00	
WARR	Warrants	168,523.17	0.00	-60,476.83
TGT1858	NCRC 18-005 MT (0865)	0.00		
RXFR	Transfer (Regular)	0.00	50,000.00	
WARR	Warrants	4,320.00	0.00	-45,680.00
TGT1859	NCRC 18-005 OSH (0865)	0.00		
RXFR	Transfer (Regular)	21,277.00	407,277.00	
WARR	Warrants	126,696.01	0.00	-259,303.99
TGT9700	DAH-NCRC FY01 Grnts	-8,867,750.52		
RCPT	Receipt	0.00	864.54	
RXFR	Transfer (Regular)	11,037,300.12	2,335,127.22	-166,442.16
TGT9800	DAH-NCRC FY02 Grnts	-10,498.25		
RCPT	Receipt	0.00	55,698.52	
RXFR	Transfer (Regular)	81,498,207.01	91,659,590.47	-10,227,580.23
THD0100	High Ed Resrch Dev-Grants	-86,680.26		
RADJ	Receipt Adjustment	0.00	275,128.81	
WARR	Warrants	361,809.07	0.00	0.00
THL0100	State Health Bldg/Local Grant	-1,613,416.39		
RCPT	Receipt	0.00	7,453.63	
RXFR	Transfer (Regular)	0.00	516,790.10	
WARR	Warrants	769,240.07	0.00	-1,368,420.05
THR0100	Manufactured Housing Recove	-1,407,201.83		
RCPT	Receipt	0.00	34,049.04	
RXFR	Transfer (Regular)	4,800,000.00	4,800,000.00	
WARR	Warrants	26,650.00	0.00	-1,414,600.87
THS0000	Hazardous Substance Remedi	-7,938,295.08		
RCPT	Receipt	0.00	712,678.65	
RXFR	Transfer (Regular)	64,160,767.14	63,952,594.10	
WARR	Warrants	343,249.63	0.00	-8,099,551.06
THT0000	ARHealthcareTranspar 19-5-11	0.00		
RCPT	Receipt	0.00	100,000.00	-100,000.00
TIE0100	Insurance Continuing Ed	-1,778,396.42		
COFF	Checks Charged Off	65.00	0.00	
CTAX	Claims & Taxes	445.00	0.00	

Fund Transaction by Type

Start Date:7/1/17 End Date:6/29/18

Fund	Fund Description	Beginning Balance		Ending Balance
Type	Type Description	Debits	Credits	
RADJ	Receipt Adjustment	90.00	86,636.00	
RCPT	Receipt	0.00	149,375.00	
RXFR	Transfer (Regular)	12.62	0.00	
				-2,013,794.80
TIF0100	Insurance Fraud Investig Div	-1,081,435.43		
CTAX	Claims & Taxes	46,110.00	0.00	
RADJ	Receipt Adjustment	0.00	10,700.00	
RCPT	Receipt	0.00	1,299,701.00	
RXFR	Transfer (Regular)	750.00	150.00	
WARR	Warrants	194,377.15	0.00	
				-2,150,749.28
TIP0100	Insurance Prepaid Oprs	-1,461,111.12		
CTAX	Claims & Taxes	1,300.00	0.00	
RADJ	Receipt Adjustment	0.00	1,400.00	
RCPT	Receipt	0.00	313,590.00	
RXFR	Transfer (Regular)	869,228.60	0.00	
WARR	Warrants	34,993.29	0.00	
				-870,579.23
TIP0200	Ins Prepaid Trust-Recv Prg	-156,011.04		
RCPT	Receipt	0.00	84,355.00	
RXFR	Transfer (Regular)	0.00	636,885.00	
WARR	Warrants	42,762.82	0.00	
				-834,488.22
TJW0100	Workers' Compensation	-10,210,068.38		
COFF	Checks Charged Off	5,242.60	0.00	
RADJ	Receipt Adjustment	0.00	500.00	
RCPT	Receipt	0.00	9,173,403.71	
RXFR	Transfer (Regular)	166,258,441.49	159,732,765.94	
WARR	Warrants	1,589,601.95	0.00	
				-11,263,451.99
TLP0100	Landfill Post Closure	-16,925,851.18		
RCPT	Receipt	0.00	2,228,927.15	
RXFR	Transfer (Regular)	64,124,798.13	63,861,868.34	
SDIS	Distribution (Special Fund)	0.00	2,162,796.49	
SPEC	Special Reversing Entry	2,196,847.62	0.00	
WARR	Warrants	11,974,863.03	0.00	
				-6,882,934.38
TLR0000	Land Reclamation	-545,957.94		
RCPT	Receipt	0.00	37,769.08	
RXFR	Transfer (Regular)	4,800,000.00	4,800,000.00	
WARR	Warrants	511.73	0.00	
				-583,215.29
TLS0100	State Library Revolving	-3,070.86		
RCPT	Receipt	0.00	18.00	
WARR	Warrants	18.00	0.00	
				-3,070.86
TLT0100	Long Term Care Trust	-9,877,228.34		
COFF	Checks Charged Off	5,000.00	0.00	
RCPT	Receipt	0.00	1,876,187.07	
				-11,748,415.41
TMA0000	Mining Reclamation Trust	-70,188.61		

Fund Transaction by Type

Start Date:7/1/17 End Date:6/29/18

Fund	Fund Description	Beginning Balance	Ending Balance
Type	Type Description	Debits	Credits
WARR	Warrants	8,558.84	0.00
			-61,629.77
TMI0000	Multi-Agency Ins Trust	-16,107,987.01	
RCPT	Receipt	0.00	8,566,147.14
RXFR	Transfer (Regular)	15,000,000.00	15,000,000.00
WARR	Warrants	7,598,464.60	0.00
			-17,075,669.55
TMP0000	Medicaid Trust	-40,735,214.05	
AXFR	Advance Transfer	0.00	235,571.48
GDIS	Distribution (General Fund)	0.00	2,718,928.52
RCPT	Receipt	0.00	45,432,136.93
RXFR	Transfer (Regular)	38,967,699.77	903,880.52
TELL	Teller	4,086.00	0.00
			-51,053,945.73
TMP0300	AR Medicaid Qualtiy Assuranc	-2,905,911.51	
COFF	Checks Charged Off	1,409,167.45	5,000.00
RADJ	Receipt Adjustment	42,001.05	42,001.05
RCPT	Receipt	0.00	85,779,985.10
RXFR	Transfer (Regular)	80,405,827.43	0.00
			-6,875,901.73
TMP0400	Intermed Care Provid 433/09	-3,074,782.73	
RCPT	Receipt	0.00	11,685,561.22
RXFR	Transfer (Regular)	12,587,806.01	72,111.20
			-2,244,649.14
TMP0500	Hospital Assessment Act 562/I	-24,356,702.28	
RCPT	Receipt	0.00	88,352,810.03
RXFR	Transfer (Regular)	81,000,000.00	125,640.50
			-31,835,152.81
TMR0000	State Police Retirement	-1,141,165.92	
RADJ	Receipt Adjustment	0.00	3,850,806.52
RCPT	Receipt	0.00	3,311,703.03
RXFR	Transfer (Regular)	157,463.00	9,046,947.75
SDIS	Distribution (Special Fund)	0.00	3,913,829.72
SPEC	Special Reversing Entry	4,813,535.32	0.00
WARR	Warrants	16,292,779.76	0.00
			-674.86
TOC0100	US Olympic Committee Progr	-65.00	
RXFR	Transfer (Regular)	0.00	6.00
			-71.00
TOD0000	Organ Donor Aware Ed	-2,196.20	
RXFR	Transfer (Regular)	0.00	24,544.26
SDIS	Distribution (Special Fund)	0.00	18,841.46
SPEC	Special Reversing Entry	21,844.26	0.00
WARR	Warrants	23,677.66	0.00
			-60.00
TPC0100	Court Awards	-1,594,539.90	
RCPT	Receipt	0.00	585,400.45
RXFR	Transfer (Regular)	152,072.70	15,469.31
WARR	Warrants	773,901.83	30.24
			-1,269,465.37
TPC0200	Court Awards	-610,134.10	

Fund Transaction by Type

Start Date:7/1/17 End Date:6/29/18

Fund	Fund Description	Beginning Balance		Ending Balance
Type	Type Description	Debits	Credits	
RCPT	Receipt	0.00	143,845.22	
				-753,979.32
TPE0000	ADEQ Fee Act 1281/07	-2,547,794.02		
COFF	Checks Charged Off	600.00	0.00	
RADJ	Receipt Adjustment	95,223.05	60,465.18	
RCPT	Receipt	0.00	6,039,582.09	
RXFR	Transfer (Regular)	20,969,226.36	15,329,367.74	
SDIS	Distribution (Special Fund)	0.00	5,761,485.57	
SPEC	Special Reversing Entry	6,393,118.78	194,059.33	
WARR	Warrants	1,898,546.70	0.00	
				-576,039.04
TPET500	ADEQ Title 5 Air Act 1281/07	-14,567,972.65		
RCPT	Receipt	0.00	5,316,359.73	
RXFR	Transfer (Regular)	167,852,478.32	165,080,000.00	
SDIS	Distribution (Special Fund)	0.00	5,076,954.78	
SPEC	Special Reversing Entry	5,256,220.92	0.00	
WARR	Warrants	1,742,306.44	0.00	
				-15,190,281.48
TPF0100	Hwy Oprs-142	-2,756,525.44		
RCPT	Receipt	0.00	54,345.00	
RXFR	Transfer (Regular)	23,173.23	4,562,668.65	
SDIS	Distribution (Special Fund)	0.00	4,003,432.34	
SPEC	Special Reversing Entry	4,562,668.65	23,173.23	
WARR	Warrants	3,485,641.18	0.00	
				-3,328,661.60
TPP0000	Performance Partner Trust	-287,771.80		
RCPT	Receipt	0.00	703.49	
RXFR	Transfer (Regular)	1,375,000.00	1,375,000.00	
WARR	Warrants	95,434.89	0.00	
				-193,040.40
TPR0100	Real Prop Tax Redistribution	-22,349,963.30		
RCPT	Receipt	0.00	2,644.45	
RXFR	Transfer (Regular)	250,328,910.63	515,797,729.31	
SDIS	Distribution (Special Fund)	0.00	238,284,462.93	
SPEC	Special Reversing Entry	515,800,373.76	246,328,910.63	
WARR	Warrants	256,299,403.97	0.00	
				-335,022.26
TPR0300	Prop Tx Relief Co	0.00		
RXFR	Transfer (Regular)	0.00	2,000,000.00	
WARR	Warrants	2,000,000.00	0.00	
				0.00
TPR0400	Prop Tx Relief City	-278.41		
RXFR	Transfer (Regular)	0.00	2,000,000.00	
WARR	Warrants	2,000,000.00	0.00	
				-278.41
TPS0000	Public School Insurance Act 7	-13,234,680.59		
RCPT	Receipt	0.00	8,830,473.66	
RXFR	Transfer (Regular)	10,500,000.00	10,500,000.00	
WARR	Warrants	6,936,299.74	0.00	
				-15,128,854.51
TPT0000	Petroleum Storage Tank Trust	-25,269,675.15		

Fund Transaction by Type

Start Date:7/1/17 End Date:6/29/18

Fund	Fund Description	Beginning Balance		Ending Balance
Type	Type Description	Debits	Credits	
RCPT	Receipt	0.00	132,055.25	
RXFR	Transfer (Regular)	215,762,307.92	223,058,972.85	
WARR	Warrants	5,135,986.58	0.00	
				-27,562,408.75
TPW0100	Waste Wtr Abmnt Bnds-(455)		-29,806.22	
RXFR	Transfer (Regular)	142,107.55	230,000.00	
WARR	Warrants	57,270.15	0.00	
				-60,428.52
TPW2800	Go Bond Series 2010B		-39,084.00	
RCPT	Receipt	0.00	439,394.36	
RXFR	Transfer (Regular)	400,310.36	0.00	
				-78,168.00
TPW2900	Go Bond Series 2010C		-18,372.00	
RCPT	Receipt	0.00	208,908.00	
RXFR	Transfer (Regular)	208,908.00	0.00	
				-18,372.00
TPW3000	ANRC GO RefundBonds (0455)		-179,087.41	
RCPT	Receipt	0.00	1,757,655.10	
RXFR	Transfer (Regular)	1,760,709.68	3,300.05	
				-179,332.88
TPW3100	ANRC GO Refunding Bonds		0.00	
RADJ	Receipt Adjustment	10,802.00	10,802.00	
RCPT	Receipt	0.00	2,017,639.00	
RXFR	Transfer (Regular)	2,017,639.00	0.00	
				0.00
TPW3300	WaterWasteDisposal GO Bd (0		0.00	
RCPT	Receipt	0.00	6,211,840.00	
RXFR	Transfer (Regular)	6,214,871.40	3,031.40	
				0.00
TPW3400	WtrWaste GO Bds 14 B (0455)		-3,329,452.28	
RCPT	Receipt	0.00	710,601.75	
RXFR	Transfer (Regular)	800,601.75	0.00	
WARR	Warrants	292,743.00	0.00	
				-2,946,709.28
TPW3500	Water, Waste Disp GO Bond 21		0.00	
RCPT	Receipt	0.00	2,549,183.98	
RXFR	Transfer (Regular)	2,549,183.98	0.00	
				0.00
TPW3600	Waste, Water Disp GO Bond 20		-19,887,711.92	
RXFR	Transfer (Regular)	140,000.00	0.00	
				-19,747,711.92
TPW3700	Waste,Water Disp GO Bond 20		0.00	
RADJ	Receipt Adjustment	216,076.00	216,076.00	
RCPT	Receipt	0.00	1,330,928.00	
RXFR	Transfer (Regular)	1,330,928.00	0.00	
				0.00
TPX0000	Waste Water Pollution Bonds		-12,514,145.56	
LCRT	General Letter of Cert	0.00	14,800,000.00	
RCPT	Receipt	0.00	83,621.93	
RXFR	Transfer (Regular)	58,236,029.96	47,130,915.23	
				-16,292,652.76

Fund Transaction by Type

Start Date:7/1/17 End Date:6/29/18

Fund	Fund Description	Beginning Balance		Ending Balance
Type	Type Description	Debits	Credits	
TPX2700	Treasury CGO 2010A (0069)			0.00
RCPT	Receipt	0.00	38.49	
RXFR	Transfer (Regular)	0.00	650,811.51	
WARR	Warrants	650,850.00	0.00	
				0.00
TPX2800	Treas CGO Bonds 2010B (0069)			0.00
RCPT	Receipt	0.00	263.66	
RXFR	Transfer (Regular)	0.00	4,512,383.84	
WARR	Warrants	4,512,647.50	0.00	
				0.00
TPX2900	Treas CGO Bonds 2010C (0069)			0.00
RCPT	Receipt	0.00	64.85	
RXFR	Transfer (Regular)	0.00	1,094,385.15	
WARR	Warrants	1,094,450.00	0.00	
				0.00
TPX3000	WaterWaste Disposal Bond (01)			0.00
RCPT	Receipt	0.00	2,414.99	
RXFR	Transfer (Regular)	1,000,000.00	4,239,447.51	
WARR	Warrants	3,241,862.50	0.00	
				0.00
TPX3100	Water Waste Disposal Bonds0			0.00
RCPT	Receipt	0.00	992.91	
RXFR	Transfer (Regular)	400,000.00	3,073,625.87	
WARR	Warrants	2,674,618.78	0.00	
				0.00
TPX3200	ANRC Var Water/Pollu Prog 00			0.00
RCPT	Receipt	0.00	220.12	
RXFR	Transfer (Regular)	0.00	3,791,962.38	
WARR	Warrants	3,792,182.50	0.00	
				0.00
TPX3300	Water Waste Disposal GO 201			0.00
RCPT	Receipt	0.00	2,636.43	
RXFR	Transfer (Regular)	6,754,902.83	7,414,871.40	
WARR	Warrants	662,605.00	0.00	
				0.00
TPX3400	WWD 2014B			0.00
RCPT	Receipt	0.00	625.75	
RXFR	Transfer (Regular)	200,000.00	3,500,643.25	
WARR	Warrants	3,301,269.00	0.00	
				0.00
TPX3500	2016A ANRC REFUNDING BOI			0.00
RCPT	Receipt	0.00	2,739.87	
RXFR	Transfer (Regular)	1,200,000.00	4,520,110.13	
WARR	Warrants	3,322,850.00	0.00	
				0.00
TPX3600	Waste,Water Dis GO Bond 201			0.00
RCPT	Receipt	0.00	0.41	
RXFR	Transfer (Regular)	0.00	2,300,263.09	
WARR	Warrants	2,300,263.50	0.00	
				0.00
TPX3700	Waste,Water Dis GO Bond 201			0.00

Fund Transaction by Type

Start Date:7/1/17

End Date:6/29/18

Fund	Fund Description	Beginning Balance		Ending Balance
Type	Type Description	Debits	Credits	
RCPT	Receipt	0.00	1,657.72	
RXFR	Transfer (Regular)	1,176,262.40	1,930,928.00	
WARR	Warrants	756,323.32	0.00	
				0.00
TRR0000	AR State Hwy Emp Retirement	-576,559.59		
RCPT	Receipt	0.00	124,162,812.17	
WARR	Warrants	123,982,874.15	0.00	
				-756,497.61
TRS0000	Animal Resc/Shelter 692/09	0.00		
RXFR	Transfer (Regular)	4,215.90	4,875.00	
SDIS	Distribution (Special Fund)	0.00	4,190.90	
SPEC	Special Reversing Entry	4,875.00	25.00	
				0.00
TRS0100	Co/City Shelters 692/09	-847.00		
RXFR	Transfer (Regular)	0.00	2,933.65	
WARR	Warrants	3,119.31	0.00	
				-661.34
TRS0300	AEDC-RS Shelters (790)	-8,776.31		
RXFR	Transfer (Regular)	0.00	1,257.25	
				-10,033.56
TSA0000	AR Healthy Century Trust	-282,849.46		
RCPT	Receipt	0.00	73.95	
RXFR	Transfer (Regular)	282,923.41	0.00	
				0.00
TSA0100	Tobacco Settlement-Oprs/Mgn	-223,587.00		
RXFR	Transfer (Regular)	223,587.00	0.00	
				0.00
TSB0000	Tobacco Settlement Promgran	-33,140,762.54		
RCPT	Receipt	0.00	52,047,679.82	
RXFR	Transfer (Regular)	47,297,731.45	0.00	
				-37,890,710.91
TSB0100	Tobacco Settle Prog Int (0072)	-616,189.63		
RADJ	Receipt Adjustment	0.00	17,851.53	
RCPT	Receipt	0.00	1,422,838.93	
RXFR	Transfer (Regular)	685,524.05	0.00	
				-1,371,356.04
TSC0000	AR Tobacco Settlement Comr	0.00		
RXFR	Transfer (Regular)	685,524.05	685,524.05	
				0.00
TSC0200	Tobacco Settl Comm-Oprs	-3,671,625.22		
RXFR	Transfer (Regular)	110,092.79	685,538.11	
WARR	Warrants	237,839.11	0.00	
				-4,009,231.43
TSD0100	Hlth-Prev & Cessation Prg-(64)	-5,348,767.06		
RCPT	Receipt	0.00	12,697.31	
RXFR	Transfer (Regular)	9,302,900.01	17,541,306.02	
WARR	Warrants	4,733,934.21	0.00	
				-8,865,936.17
TSD0200	Tobacco Settlement Min Comr	-451,425.11		
RCPT	Receipt	0.00	3,493.96	

Fund Transaction by Type

Start Date:7/1/17 End Date:6/29/18

Fund	Fund Description	Beginning Balance		Ending Balance
Type	Type Description	Debits	Credits	
RXFR	Transfer (Regular)	500,000.00	2,623,545.34	
WARR	Warrants	1,462,327.82	0.00	
				-1,116,136.59
TSE0000	Targeted State Needs Program		0.00	
RXFR	Transfer (Regular)	8,846,944.76	8,846,944.76	
				0.00
TSE0100	Targeted St Needs Prg-Minorit		-2,310,339.25	
RCPT	Receipt	0.00	1,396.45	
RXFR	Transfer (Regular)	1,883,880.01	3,310,122.74	
WARR	Warrants	785,364.17	0.00	
				-2,952,614.26
TSE0201	UAMS-322 Don Reynolds Ctr-		0.00	
RXFR	Transfer (Regular)	1,701.41	1,582,380.36	
WARR	Warrants	1,409,368.00	0.00	
				-171,310.95
TSE0202	UAMS School of Public Health		0.00	
RXFR	Transfer (Regular)	3,370.41	2,373,570.55	
WARR	Warrants	2,335,709.00	0.00	
				-34,491.14
TSE0203	UAMS-368 Area Hlth Educ Ctr-		0.00	
RXFR	Transfer (Regular)	1,629.04	1,582,380.36	
WARR	Warrants	1,478,599.00	0.00	
				-102,152.32
TSF0000	AR Biosciences Inst Prg Acct		0.00	
RXFR	Transfer (Regular)	10,379,249.81	10,379,249.81	
				0.00
TSF0100	ASU-Jonesboro AR Biosci Ins'		0.00	
RXFR	Transfer (Regular)	811.12	2,993,375.65	
WARR	Warrants	2,992,563.88	0.00	
				-0.65
TSF0200	UAF-AR Biosci Inst Prg UAF		0.00	
RXFR	Transfer (Regular)	424.60	1,597,366.55	
WARR	Warrants	1,596,941.95	0.00	
				0.00
TSF0202	AR Biosci Inst Prog Acct		0.00	
RXFR	Transfer (Regular)	1,199.57	1,597,366.55	
WARR	Warrants	1,596,166.98	0.00	
				0.00
TSF0300	UAMS AR Biosci Inst Prg		0.00	
RXFR	Transfer (Regular)	1,398,898.85	4,191,141.06	
WARR	Warrants	2,282,743.00	0.00	
				-509,499.21
TSG0000	Medicaid Expansion Program		0.00	
RXFR	Transfer (Regular)	15,568,874.71	15,568,874.71	
				0.00
TSG0100	DHS DCO Medicaid Expansion		-36,494,369.76	
RXFR	Transfer (Regular)	10,653,224.52	15,568,874.71	
				-41,410,019.95
TSI0100	State Insurance Dept Trust		-223,863.86	
RXFR	Transfer (Regular)	870,478.82	857,757.98	

Fund Transaction by Type

Start Date:7/1/17 End Date:6/29/18

Fund	Fund Description	Beginning Balance		Ending Balance
Type	Type Description	Debits	Credits	
WARR	Warrants	76,119.72	0.00	
				-135,023.30
TSI4500	State Insurance Dept Trust	-15,019,139.74		
COFF	Checks Charged Off	580.00	0.00	
CTAX	Claims & Taxes	1,026,677.60	805.00	
RADJ	Receipt Adjustment	205,906.57	51,655.58	
RCPT	Receipt	0.00	30,387,380.94	
RXFR	Transfer (Regular)	8,633,521.20	111,904.64	
SDIS	Distribution (Special Fund)	0.00	17,359,683.21	
SPEC	Special Reversing Entry	30,430,035.10	1,233,164.17	
WARR	Warrants	3,195,490.53	0.00	
				-20,671,522.28
TSP0000	ADED Super Projects	0.00		
LCRT	General Letter of Cert	0.00	5,290,600.93	
WARR	Warrants	5,290,600.93	0.00	
				0.00
TSR0000	AR Public Employees Retirem	-7,897,383.75		
RADJ	Receipt Adjustment	0.00	125,000.00	
RCPT	Receipt	0.00	60,580,445.56	
RXFR	Transfer (Regular)	4,427,242.48	6,401,549.35	
WARR	Warrants	63,465,655.48	0.00	
				-7,111,480.70
TSR0100	Capital Projects Expenditures	0.00		
RADJ	Receipt Adjustment	125,000.00	0.00	
RCPT	Receipt	0.00	1,304,786.00	
				-1,179,786.00
TSU0000	Local Sales & Use Tax	-121,950,783.75		
RADJ	Receipt Adjustment	51.03	136.99	
RCPT	Receipt	0.00	827,317.13	
RXFR	Transfer (Regular)	4,847,595,895.27	4,851,745,492.57	
TELL	Teller	2,495,000.00	2,495,000.00	
				-126,927,784.14
TSU6900	Local Sales & Use Tax-City & (-9,955.55		
RXFR	Transfer (Regular)	0.00	1,261,843,374.88	
WARR	Warrants	1,261,819,655.78	0.00	
				-33,674.65
TSW0100	Second Injury Trust	-1,437,004.88		
RCPT	Receipt	0.00	52,354.11	
RXFR	Transfer (Regular)	31,189,591.08	31,189,591.08	
				-1,489,358.99
TTG0100	Waste Tire Grant	-1,148,396.86		
RADJ	Receipt Adjustment	398,656.55	1,643.28	
RCPT	Receipt	0.00	1,043,880.63	
RXFR	Transfer (Regular)	3,124,005.88	1,342,881.61	
SDIS	Distribution (Special Fund)	0.00	419,122.30	
SPEC	Special Reversing Entry	1,888,337.03	1,455,806.28	
TELL	Teller	731.50	0.00	
				0.00
TTG0200	Waste Tire Grant	-179,132.66		
RCPT	Receipt	0.00	13.70	
RXFR	Transfer (Regular)	360,736.17	181,589.81	

Fund Transaction by Type

Start Date:7/1/17

End Date:6/29/18

Fund	Fund Description	Beginning Balance		Ending Balance
Type	Type Description	Debits	Credits	
				0.00
TTG0300	Waste Tire Grant BIG	-168,471.87		
RADJ	Receipt Adjustment	67,625.99	0.00	
RXFR	Transfer (Regular)	237,230.81	138,553.97	
SDIS	Distribution (Special Fund)	0.00	67,800.03	
SPEC	Special Reversing Entry	138,553.97	68,584.90	
				0.00
TTR0100	Uniform Tax Rate Trust	0.00		
RCPT	Receipt	0.00	1,169,201,046.46	
WARR	Warrants	1,169,201,046.46	0.00	
				0.00
TUC0100	Unemployment Compensation	-9,874,903.42		
RCPT	Receipt	0.00	2,153,967.15	
RXFR	Transfer (Regular)	69,900,000.00	69,900,135.09	
WARR	Warrants	2,932,325.72	0.00	
				-9,096,679.94
TUT0000	Used Tire Recycling (0930)	0.00		
COFF	Checks Charged Off	2,907.04	0.00	
RADJ	Receipt Adjustment	1,643.28	500,890.41	
RCPT	Receipt	0.00	5,543,608.38	
RXFR	Transfer (Regular)	14,854,001.42	16,066,179.48	
SDIS	Distribution (Special Fund)	0.00	4,980,783.31	
SPEC	Special Reversing Entry	12,308,060.30	6,532,219.33	
TELL	Teller	4,365.71	0.00	
WARR	Warrants	5,412,805.19	0.00	
				-1,039,897.97
TUW0100	Workers' Comp Revolving	-15,136,608.54		
FORG	Forgery	0.00	1,052.00	
RCPT	Receipt	0.00	10,992,528.81	
RXFR	Transfer (Regular)	73,128,278.61	73,100,000.00	
WARR	Warrants	13,020,444.19	0.00	
				-13,081,466.55
TWB0000	Water Performance Bd 19-5-11	-121,796.08		
RCPT	Receipt	0.00	13.70	
RXFR	Transfer (Regular)	100,000.00	100,000.00	
WARR	Warrants	8,534.68	0.00	
				-113,275.10
TWO0100	Ouachita Rv Wtrwys Proj	-57,674.57		
WARR	Warrants	9,500.00	0.00	
				-48,174.57
TWS0100	Solid Waste Mgmt/Recycling	-3,269,989.94		
RCPT	Receipt	0.00	1,448,538.65	
RXFR	Transfer (Regular)	29,959,707.31	29,007,388.25	
SDIS	Distribution (Special Fund)	0.00	1,409,641.66	
SPEC	Special Reversing Entry	1,434,425.86	0.00	
WARR	Warrants	109,190.98	0.00	
				-3,632,234.35
TWS0200	Solid Waste Mgmt/Recycling	-3,685,614.73		
RCPT	Receipt	0.00	3,305,560.15	
RXFR	Transfer (Regular)	8,142,967.50	8,102,108.00	
SDIS	Distribution (Special Fund)	0.00	3,250,741.93	

Fund Transaction by Type

Start Date:7/1/17 End Date:6/29/18

Fund	Fund Description	Beginning Balance		Ending Balance
Type	Type Description	Debits	Credits	
SPEC	Special Reversing Entry	3,302,634.81	0.00	
WARR	Warrants	4,384,395.00	0.00	
				-2,514,027.50
TWS0300	Solid Wast Mgmt/Recycl (0930)	-8,351,830.78		
RCPT	Receipt	0.00	29,768.62	
RXFR	Transfer (Regular)	73,618,748.00	73,618,748.00	
WARR	Warrants	2,500,000.00	0.00	
				-5,881,599.40
TWT0000	DWS Training	-4,144,552.48		
RCPT	Receipt	0.00	2,521,963.69	
RXFR	Transfer (Regular)	9,628,186.18	7,124,000.00	
WARR	Warrants	107,908.00	0.00	
				-4,054,421.99
TYS0000	Dept Of Human Svcs-Dys-Jaib	-841,243.72		
RCPT	Receipt	0.00	1,192.48	
RXFR	Transfer (Regular)	639,235.64	517,363.74	
				-720,564.30
TYS0100	DHS-DYS-JAIBG Grnt	-22.46		
RXFR	Transfer (Regular)	0.00	115,984.96	
WARR	Warrants	115,013.30	0.00	
				-994.12
TZR0000	Employment Security Adv Int	-5,032,228.13		
RCPT	Receipt	0.00	45,935.72	
RXFR	Transfer (Regular)	10,005,013.54	10,005,013.54	
WARR	Warrants	58,983.67	0.00	
				-5,019,180.18
TZS0000	Dept WorkforceServSpec19-5-	-10,175,334.56		
RCPT	Receipt	0.00	3,048,880.94	
RXFR	Transfer (Regular)	19,989,907.36	20,081,949.29	
WARR	Warrants	916,015.69	0.00	
				-12,400,241.74
TZT0101	State Forestry Trust 19-5-927	-3,640,485.14		
RCPT	Receipt	0.00	853,495.93	
RXFR	Transfer (Regular)	142,932.00	161,269.50	
SDIS	Distribution (Special Fund)	0.00	768,014.68	
SPEC	Special Reversing Entry	780,106.33	0.00	
WARR	Warrants	670,547.71	0.00	
				-3,829,679.21

Run Date: 6/29/2018
 Run Time: 6:26:38PM

Money Market Activity

Start Date: 6/29/2018 End Date: 6/29/2018

Page: 1
 User: 0

<u>Jnl. Entry</u>	<u>Ref #</u>	<u>Trx. Date</u>	<u>Ledger</u>	<u>Debit Amount</u>	<u>Credit Amount</u>	
<u>470 - Money Management Trust Fund</u>						
1462910	182700614	6/29/2018	470		405,000,000.00	
Totals for: 470 - Money Management Trust Fund				Count: 1	0.00	405,000,000.00
<u>472 - Tobacco Program Pool</u>						
1462902	182700610	6/29/2018	472		64,930.17	
Totals for: 472 - Tobacco Program Pool				Count: 1	0.00	64,930.17
Grand Total				Count: 2	0.00	405,064,930.17

Run Date: 6/29/2018
 Run Time: 6:27:27PM

Money Market Activity

Start Date: 7/1/2017 End Date: 6/29/2018

Page: 1
 User: 0

Jnl. Entry	Ref #	Trx. Date	Ledger	Debit Amount	Credit Amount
<u>245 - Regions Federated Obligations</u>					
1332441	1801600	7/21/2017	245	31.80	
1340299	1803584	8/11/2017	245	36.69	
1354338	1806855	9/18/2017	245	38.17	
1369795	1810430	10/26/2017	245	37.55	
1378118	1812755	11/21/2017	245	39.33	
1386714	1814923	12/14/2017	245	39.09	
1394181	1816706	1/5/2018	245	45.79	
1412569	1821668	2/28/2018	245	51.06	
1412664	182700218	2/28/2018	245		51,349.78
Totals for: 245 - Regions Federated Obligations			Count:	9	319.48
					51,349.78
<u>275 - Nations Fund</u>					
1332442	1801601	7/21/2017	275	29.54	
1340300	1803585	8/11/2017	275	34.44	
1354337	1806854	9/18/2017	275	36.39	
1369751	1810429	10/26/2017	275	36.47	
1378116	1812754	11/21/2017	275	37.87	
1386713	1814922	12/14/2017	275	38.59	
1393760	1816520	1/4/2018	275	43.90	
1410931	1821086	2/22/2018	275	48.20	
1419189	1823187	3/15/2018	275	45.97	
1426970	1825067	4/5/2018	275	57.77	
1441449	1828553	5/11/2018	275	61.98	
1454986	1831919	6/15/2018	275	68.14	
Totals for: 275 - Nations Fund			Count:	12	539.26
					0.00
<u>305 - Simmons Aim Funds</u>					
1332440	1801599	7/21/2017	305	35.12	
1340297	1803583	8/11/2017	305	40.55	
1354340	1806856	9/18/2017	305	41.81	
1369792	1810431	10/26/2017	305	41.09	
1378119	1812756	11/21/2017	305	43.09	
1386715	1814924	12/14/2017	305	42.61	
1393763	1816521	1/4/2018	305	49.42	
1410937	1821087	2/22/2018	305	55.65	
1419190	1823188	3/15/2018	305	52.15	
1426965	1825065	4/5/2018	305	64.45	
1441451	1828554	5/11/2018	305	70.79	
1454987	1831920	6/15/2018	305	75.50	
Totals for: 305 - Simmons Aim Funds			Count:	12	612.23
					0.00
<u>470 - Money Management Trust Fund</u>					
1332439	1801598	7/21/2017	470	8,330.33	
1348719	182700804	8/31/2017	470	50,000,000.00	
1348760	1805372	8/31/2017	470	8,497.37	
1358106	1807696	9/27/2017	470	10,600.32	
1359677	172700905	9/29/2017	470	125,000,000.00	
1370497	1810597	10/27/2017	470	80,294.66	
1380600	1813292	11/28/2017	470	237,006.57	
1381643	182701101	11/30/2017	470	125,000,000.00	
1382080	172701103	12/1/2017	470		205,000,000.00
1382523	172701101	12/4/2017	470	22,000,000.00	
1383310	182701202	12/6/2017	470	2,500,000.00	
1390455	174701201	12/22/2017	470		115,000,000.00

Run Date: 6/29/2018
 Run Time: 6:27:27PM

Money Market Activity

Start Date: 7/1/2017 End Date: 6/29/2018

Page: 2
 User: 0

Jnl. Entry	Ref #	Trx. Date	Ledger	Debit Amount	Credit Amount
1391267	1816026	12/28/2017	470	234,246.83	
1401049	1818552	1/26/2018	470	123,620.07	
1401841	182700106	1/30/2018	470	120,000,000.00	
1405843	182700205	2/8/2018	470	100,000,000.00	
1412242	1821520	2/27/2018	470	31,049.87	
1412168	182700207	2/27/2018	470		15,338.01
1413173	182700306	3/1/2018	470		75,000,000.00
1414384	182700302	3/2/2018	470		67,500,000.00
1414653	184700301	3/5/2018	470		40,000,000.00
1415328	184700301	3/6/2018	470		15,000,000.00
1415710	182700304	3/7/2018	470	15,338.01	
1416181	182700301	3/8/2018	470	85,000,000.00	
1416724	182700313	3/9/2018	470		80,000,000.00
1419648	184700301	3/16/2018	470	63,000,000.00	
1420152	182700306	3/19/2018	470	50,000,000.00	
1422733	184700301	3/26/2018	470		150,000,000.00
1423234	1824272	3/27/2018	470	299,397.31	
1426478	182700404	4/4/2018	470	90,000,000.00	
1426888	182700405	4/5/2018	470	274,000,000.00	
1427320	182700404	4/6/2018	470		210,000,000.00
1427832	182700403	4/9/2018	470	80,000,000.00	
1428293	182700407	4/10/2018	470	32,000,000.00	
1428718	182700404	4/11/2018	470	13,000,000.00	
1430034	182700402	4/12/2018	470	111,000,000.00	
1430563	184700401	4/13/2018	470		120,000,000.00
1431080	182700408	4/16/2018	470	289,000,000.00	
1431457	182700402	4/17/2018	470	339,000,000.00	
1431570	182700405	4/17/2018	470	1,497,200.00	
1432000	182700403	4/18/2018	470	62,000,000.00	
1432170	182700405	4/19/2018	470	100,000,000.00	
1433341	184700401	4/20/2018	470		81,000,000.00
1433676	182700403	4/23/2018	470	205,000,000.00	
1434150	182700403	4/24/2018	470	100,000,000.00	
1434620	182700405	4/25/2018	470		30,000,000.00
1435882	1827187	4/26/2018	470	141,176.00	
1436385	182700410	4/27/2018	470		288,000,000.00
1436776	182700411	4/30/2018	470		15,000,000.00
1437303	182700423	5/1/2018	470		61,000,000.00
1437738	182700514	5/2/2018	470		18,000,000.00
1438107	1827005105	5/3/2018	470	260,000,000.00	
1438749	18270505	5/7/2018	470		300,000,000.00
1438973	184700501	5/7/2018	470		9,000,000.00
1439445	184700501	5/9/2018	470		24,000,000.00
1439956	Back Out Journal Er	5/9/2018	470	24,000,000.00	
1439957	Correct Journal Entr	5/9/2018	470		20,000,000.00
1441536	184700501	5/11/2018	470		91,000,000.00
1441930	184700501	5/14/2018	470		23,000,000.00
1441975	184700502	5/14/2018	470	5,000,000.00	
1442289	182700513	5/15/2018	470	20,000,000.00	
1442732	182700505	5/16/2018	470	145,000,000.00	
1443199	182700504	5/17/2018	470	65,000,000.00	
1443964	184700501	5/18/2018	470		100,000,000.00
1444330	182700502	5/21/2018	470	46,000,000.00	
1444813	182700508	5/22/2018	470	54,000,000.00	
1445352	182700520	5/23/2018	470	99,000,000.00	
1446405	182700502	5/24/2018	470	38,000,000.00	

Run Date: 6/29/2018
 Run Time: 6:27:27PM

Money Market Activity

Page: 3
 User: 0

Start Date: 7/1/2017 End Date: 6/29/2018

Jnl. Entry	Ref #	Trx. Date	Ledger	Debit Amount	Credit Amount		
1446566	182700520	5/24/2018	470		1,000,000.00		
1447032	182700531	5/25/2018	470		65,000,000.00		
1447430	182700504	5/29/2018	470	62,000,000.00			
1447458	1830102	5/29/2018	470	1,231,146.92			
1448048	184700501	5/30/2018	470		160,000,000.00		
1448403	182700503	5/31/2018	470	45,000,000.00			
1448502	182700508	5/31/2018	470	5,000,000.00			
1449141	182700605	6/1/2018	470	177,000,000.00			
1450294	182700615	6/6/2018	470	28,000,000.00			
1451708	182700601	6/7/2018	470	191,000,000.00			
1452301	182700630	6/8/2018	470	15,000,000.00			
1453126	184700601	6/12/2018	470		210,000,000.00		
1454846	182700613	6/15/2018	470	59,000,000.00			
1455558	182700604	6/18/2018	470	130,000,000.00			
1456019	182700605	6/19/2018	470	95,000,000.00			
1456822	182700604	6/20/2018	470	45,000,000.00			
1458336	182700606	6/21/2018	470	272,000,000.00			
1458840	182700613	6/22/2018	470	94,000,000.00			
1459761	182700628	6/25/2018	470		36,000,000.00		
1460529	182700630	6/26/2018	470		42,000,000.00		
1460467	1833029	6/26/2018	470	1,785,003.83			
1461212	182700631	6/27/2018	470		400,000,000.00		
1461952	182700616	6/28/2018	470		684,000,000.00		
1462910	182700614	6/29/2018	470		405,000,000.00		
Totals for: 470 - Money Management Trust Fund				Count:	92	4,417,202,908.09	4,140,515,338.01

Run Date: 6/29/2018
 Run Time: 6:27:27PM

Money Market Activity

Start Date: 7/1/2017 End Date: 6/29/2018

Page: 4
 User: 0

Jnl. Entry	Ref #	Trx. Date	Ledger	Debit Amount	Credit Amount
<u>472 - Tobacco Program Pool</u>					
1325093	182700708	7/5/2017	472		2,302,355.11
1326545	182700709	7/6/2017	472	7,233.33	
1328298	172700710	7/12/2017	472	22,398.89	
1328715	172700705	7/13/2017	472	3,865.56	
1329039	174720701	7/14/2017	472		324,936.00
1329150	172700706	7/14/2017	472	1,621.17	
1329615	172700713	7/17/2017	472	6,574.44	
1330794	172700706	7/19/2017	472	9,612.50	
1330975	172700704	7/20/2017	472	12,181.95	
1332438	1801597	7/21/2017	472	436.36	
1332989	172700705	7/24/2017	472	3,676.32	
1332971	172700703	7/24/2017	472		188,312.15
1333945	172700704	7/26/2017	472	4,483.33	
1334397	172700705	7/27/2017	472	4,028.89	
1334968	172700704	7/28/2017	472		154,897.47
1336388	172700806	8/2/2017	472	4,083.33	
1336539	172700804	8/3/2017	472	6,991.25	
1337995	172700805	8/4/2017	472	919,249.58	
1338371	172700804	8/7/2017	472		1,200,000.00
1339215	172700805	8/9/2017	472	43,240.28	
1339630	172700803	8/10/2017	472	5,950.00	
1340195	172700806	8/11/2017	472	4,219.44	
1340296	1803582	8/11/2017	472	635.69	
1340794	172700804	8/15/2017	472	3,266.67	
1341512	172700802	8/16/2017	472	1,011,502.77	
1343050	172700802	8/17/2017	472		533,641.86
1343551	172700802	8/18/2017	472	8,316.67	
1343936	172700801	8/21/2017	472	3,383.33	
1344373	172700801	8/22/2017	472	3,266.67	
1344885	172700802	8/23/2017	472	6,669.44	
1345367	172700802	8/24/2017	472	1,001,400.00	
1345510	172700803	8/25/2017	472		1,240,102.96
1346257	172700801	8/28/2017	472	1,893.33	
1346693	172700802	8/29/2017	472	3,383.33	
1347220	172700806	8/30/2017	472	8,683.89	
1349105	172700904	9/1/2017	472	3,090.00	
1349412	172700905	9/5/2017	472	31,912.22	
1349738	172700903	9/6/2017	472	1,408,777.22	
1350030	172700905	9/7/2017	472		1,449,503.82
1350227	172700902	9/7/2017	472	604.17	
1350517	172700902	9/8/2017	472	4,845.56	
1351265	172700904	9/11/2017	472	875.00	
1351603	172700902	9/12/2017	472	1,905.56	
1352139	172700902	9/13/2017	472	8,777.22	
1353318	172700901	9/14/2017	472	501,878.33	
1353869	172700912	9/15/2017	472	2,558.88	
1354314	Correct Journal Entr	9/18/2017	472		720,602.62
1354341	1806857	9/18/2017	472	318.03	
1354981	172700902	9/19/2017	472	1,905.56	
1355571	172700902	9/20/2017	472	8,777.22	
1356051	172700902	9/21/2017	472	1,905.56	
1356602	172700902	9/22/2017	472	16,846.66	
1357571	172700905	9/26/2017	472	1,905.56	
1358072	172700905	9/27/2017	472	8,283.33	
1359263	172700903	9/28/2017	472	1,501,497.22	

Run Date: 6/29/2018
 Run Time: 6:27:27PM

Money Market Activity

Start Date: 7/1/2017 End Date: 6/29/2018

Page: 5
 User: 0

Jnl. Entry	Ref #	Trx. Date	Ledger	Debit Amount	Credit Amount
1359685	172700904	9/29/2017	472		1,164,122.72
1359701	172700907	9/29/2017	472	1,088.89	
1360575	172701006	10/3/2017	472	12,395.83	
1361404	172701003	10/5/2017	472	1,375.00	
1361409	172701005	10/5/2017	472	1,164,122.72	
1361753	182701001	10/6/2017	472		1,600,000.00
1361835	182701004	10/6/2017	472	933.33	
1362533	172701003	10/10/2017	472	1,012,104.17	
1362952	172701005	10/11/2017	472	1,497.22	
1364134	172701004	10/12/2017	472	1,135.56	
1364597	172701010	10/13/2017	472		711,606.47
1365635	172701003	10/17/2017	472	33,664.99	
1366107	172701004	10/18/2017	472	1,338.33	
1366857	172701005	10/19/2017	472	933.33	
1367325	172701003	10/20/2017	472	2,537.50	
1367816	172701001	10/23/2017	472	9,219.29	
1368213	172701003	10/24/2017	472	1,604.17	
1368730	172701004	10/25/2017	472	1,500,625.00	
1369652	172701003	10/26/2017	472		1,414,028.62
1369796	1810432	10/26/2017	472	325.63	
1370382	172701005	10/27/2017	472	2,502.50	
1370760	172701004	10/30/2017	472	701,218.75	
1371349	172701004	10/31/2017	472	2,271.11	
1371751	172701003	11/1/2017	472		159,677.73
1372568	172701003	11/3/2017	472		997,122.22
1372992	174721101	11/6/2017	472	12,819.00	
1373396	172701104	11/7/2017	472	2,286.67	
1375708	174721101	11/13/2017	472	2,741.67	
1375804	174721102	11/13/2017	472	9,084.06	
1376167	172701104	11/14/2017	472	1,973.33	
1377526	172701104	11/17/2017	472	2,083.33	
1377978	172701106	11/20/2017	472	2,411,229.17	
1378407	172701104	11/21/2017	472		2,297,688.57
1378120	1812757	11/21/2017	472	460.28	
1378963	172701104	11/22/2017	472	21,946.56	
1380144	172701103	11/27/2017	472		22,739.05
1380526	172701105	11/28/2017	472	899.10	
1380994	172701105	11/29/2017	472	1,055,863.89	
1381586	172701104	11/30/2017	472		986,879.07
1382441	172701205	12/4/2017	472	12,583.96	
1382966	Correct Journal Entr	12/5/2017	472	601,125.00	
1383285	172701205	12/6/2017	472		686,590.80
1385332	172701203	12/11/2017	472	15,008.17	
1386716	1814925	12/14/2017	472	249.26	
1387511	172701206	12/18/2017	472	1,101,774.31	
1388221	172701202	12/19/2017	472	10,450.00	
1388644	182701206	12/20/2017	472		1,300,000.00
1390807	182701201	12/27/2017	472		72,436.27
1390815	172701203	12/27/2017	472		18,434,517.50
1390820	172701206	12/27/2017	472	20,000,000.00	
1391190	172701204	12/28/2017	472		958,944.63
1391289	182701206	12/28/2017	472	24,592.22	
1391764	172701204	12/29/2017	472	7,091.67	
1392094	182700102	1/2/2018	472	8,065.56	
1392529	182700105	1/3/2018	472	4,028.89	
1393757	1816519	1/4/2018	472	921.83	

Run Date: 6/29/2018
 Run Time: 6:27:27PM

Money Market Activity

Start Date: 7/1/2017 End Date: 6/29/2018

Page: 6
 User: 0

Jnl. Entry	Ref #	Trx. Date	Ledger	Debit Amount	Credit Amount
1393629	182700104	1/4/2018	472	8,184.17	
1394949	182700103	1/9/2018	472	6,100,000.00	
1395383	182700101	1/10/2018	472	4,330,795.89	
1395418	182700104	1/10/2018	472		5,994,080.33
1395790	182700105	1/11/2018	472		5,036,679.03
1396207	182700112	1/12/2018	472	51,190.97	
1396749	082700120	1/17/2018	472	5,102.67	
1396390	182700105	1/17/2018	472	1,016.37	
1397982	182700114	1/18/2018	472	9,262.36	
1398498	182700111	1/19/2018	472	8,324.03	
1398579	184720101	1/22/2018	472	4,371.00	
1399358	184720101	1/23/2018	472	1,063,341.30	
1399814	182700103	1/24/2018	472	3,484.69	
1399880	184720101	1/24/2018	472		1,145,344.02
1400394	184720101	1/25/2018	472	7,717.50	
1401807	182700103	1/30/2018	472	14,082.22	
1402500	182700117	1/31/2018	472	610,275.78	
1403033	182700205	2/1/2018	472		475,814.56
1404464	182700205	2/5/2018	472	1,115,857.95	
1404867	182700211	2/6/2018	472		1,201,169.01
1405390	182700209	2/7/2018	472	71,086.68	
1406252	182700205	2/9/2018	472	1,097.15	
1407211	184720201	2/13/2018	472	2,482.08	
1406846	182700201	2/13/2018	472	10,890.14	
1407601	182700205	2/14/2018	472	364.48	
1408805	182700204	2/15/2018	472	526,079.17	
1409180	184720201	2/16/2018	472		700,000.00
1409195	182700205	2/16/2018	472	44,621.12	
1409743	182700205	2/20/2018	472	2,549.17	
1410362	182700211	2/21/2018	472	1,000,422.29	
1410825	182700204	2/22/2018	472		449,017.55
1410869	182700206	2/22/2018	472	28,765.70	
1410939	1821088	2/22/2018	472	613.33	
1411293	182700205	2/23/2018	472		330,651.50
1412169	182700208	2/27/2018	472	1,227.84	
1412611	182700216	2/28/2018	472	227.78	
1413230	182700307	3/1/2018	472	60,584.78	
1414390	182700308	3/2/2018	472	3,579.84	
1414917	182700303	3/5/2018	472	1,500,033.25	
1415253	184720301	3/6/2018	472		1,227,861.99
1415322	182700303	3/6/2018	472	3,118.20	
1415744	182700305	3/7/2018	472	60.51	
1415866	182700302	3/8/2018	472	667.72	
1416720	182700311	3/9/2018	472	8,157.37	
1417140	182700304	3/12/2018	472	1,873.47	
1417223	182700301	3/13/2018	472	18.28	
1417514	182700303	3/13/2018	472	4,185.67	
1417970	182700304	3/14/2018	472		99,834.72
1419163	182700305	3/15/2018	472	15,370.56	
1419192	1823189	3/15/2018	472	267.87	
1419649	182700310	3/16/2018	472	18,565.56	
1420187	182700315	3/19/2018	472	11,664.86	
1420780	182700310	3/20/2018	472	2,700,000.00	
1421259	182700308	3/21/2018	472		1,463,413.16
1421281	182700310	3/21/2018	472	14,882.78	
1421781	182700316	3/22/2018	472	4,159.17	

Run Date: 6/29/2018
 Run Time: 6:27:27PM

Money Market Activity

Start Date: 7/1/2017 End Date: 6/29/2018

Page: 7
 User: 0

Jnl. Entry	Ref #	Trx. Date	Ledger	Debit Amount	Credit Amount
1423113	184720301	3/27/2018	472		1,800,000.00
1423568	182700304	3/28/2018	472	16,660.00	
1424765	182700303	3/29/2018	472	517,802.78	
1425720	182700404	4/2/2018	472	14,677.64	
1426476	182700402	4/4/2018	472	1,015,400.00	
1426885	182700403	4/5/2018	472		1,122,155.47
1426914	182700410	4/5/2018	472	3,333.33	
1426967	1825066	4/5/2018	472	1,068.40	
1427704	182700401	4/9/2018	472	86,275.00	
1428286	182700403	4/10/2018	472	4,569.45	
1428750	182700412	4/11/2018	472	13,145.00	
1430042	182700403	4/12/2018	472	858.78	
1431476	182700404	4/17/2018	472	2,018,336.11	
1431968	184720401	4/18/2018	472		1,369,976.18
1432001	184720402	4/18/2018	472		834,820.83
1432165	182700403	4/19/2018	472	958.33	
1433216	182700404	4/20/2018	472	52,047,679.82	
1433681	182700404	4/23/2018	472		51,954,753.34
1434155	182700406	4/24/2018	472	19,390.00	
1436317	182700404	4/27/2018	472	38,859.72	
1437231	182700405	5/1/2018	472	22.12	
1437235	182700406	5/1/2018	472	6,002,222.77	
1437678	182700509	5/2/2018	472	2,290.56	
1437753	182700502	5/3/2018	472		6,463,072.06
1437801	182700511	5/3/2018	472	20,159.04	
1438781	182700512	5/7/2018	472	9,154.55	
1438894	182700503	5/7/2018	472	7,391.89	
1439264	182700504	5/8/2018	472	25,515.78	
1441453	1828555	5/11/2018	472	7,199.82	
1441881	182700512	5/14/2018	472	6,244.78	
1442268	182700506	5/15/2018	472	10,279.54	
1442759	182700512	5/16/2018	472	11,633.01	
1444335	182700506	5/21/2018	472	1,000,843.33	
1444809	182700510	5/22/2018	472	45,190.00	
1445244	182700510	5/23/2018	472	2,822.62	
1446407	182700504	5/24/2018	472		1,018,549.72
1446944	182700511	5/25/2018	472	1,300.83	
1447993	182700503	5/30/2018	472	7,150.18	
1448413	182700505	5/31/2018	472	8,057.06	
1449058	182700602	6/1/2018	472	2,862.00	
1449566	182700510	6/4/2018	472	1,911.11	
1449877	182700510	6/5/2018	472	15,063.22	
1450330	182700624	6/6/2018	472	6,258.82	
1451753	182700610	6/7/2018	472	5,540.37	
1452292	182700612	6/8/2018	472	2,007,017.21	
1452641	182700604	6/11/2018	472		1,760,432.66
1453101	182700603	6/12/2018	472	41.50	
1454844	182700606	6/15/2018	472	7,652.10	
1454988	1831921	6/15/2018	472	968.53	
1455547	182700604	6/18/2018	472	1,392.42	
1456004	182700604	6/19/2018	472		15,883.61
1458793	182700601	6/22/2018	472	2,183,718.86	
1459688	182700622	6/25/2018	472		2,500,000.00
1459724	182700623	6/25/2018	472	1,012.11	
1460485	182700613	6/26/2018	472	4,461.11	
1461164	182700605	6/27/2018	472	3,038,354.17	

Run Date: 6/29/2018
Run Time: 6:27:27PM

Money Market Activity

Start Date: 7/1/2017 End Date: 6/29/2018

Page: 8
User: 0

Jnl. Entry	Ref #	Trx. Date	Ledger	Debit Amount	Credit Amount	
1461903	182700607	6/28/2018	472		2,711,630.06	
1462902	182700610	6/29/2018	472		64,930.17	
Totals for: 472 - Tobacco Program Pool				Count: 225	125,990,452.45	128,660,775.61
Grand Total				Count: 350	4,543,194,831.51	4,269,227,463.40

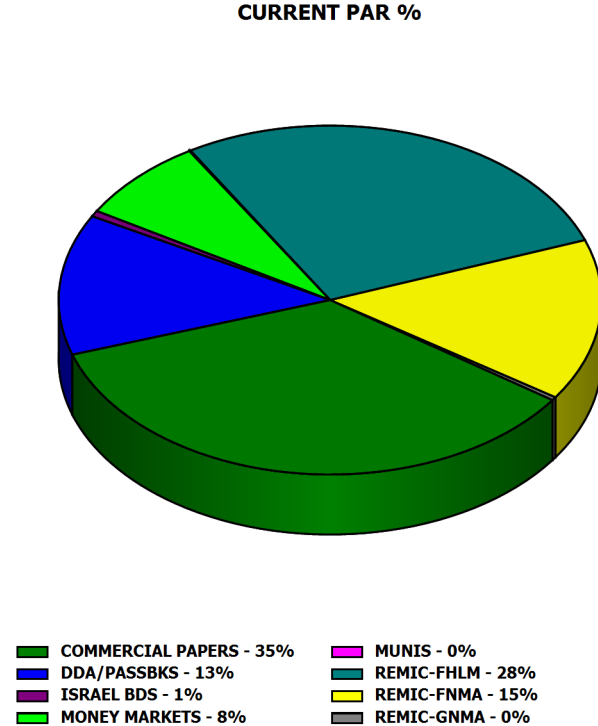
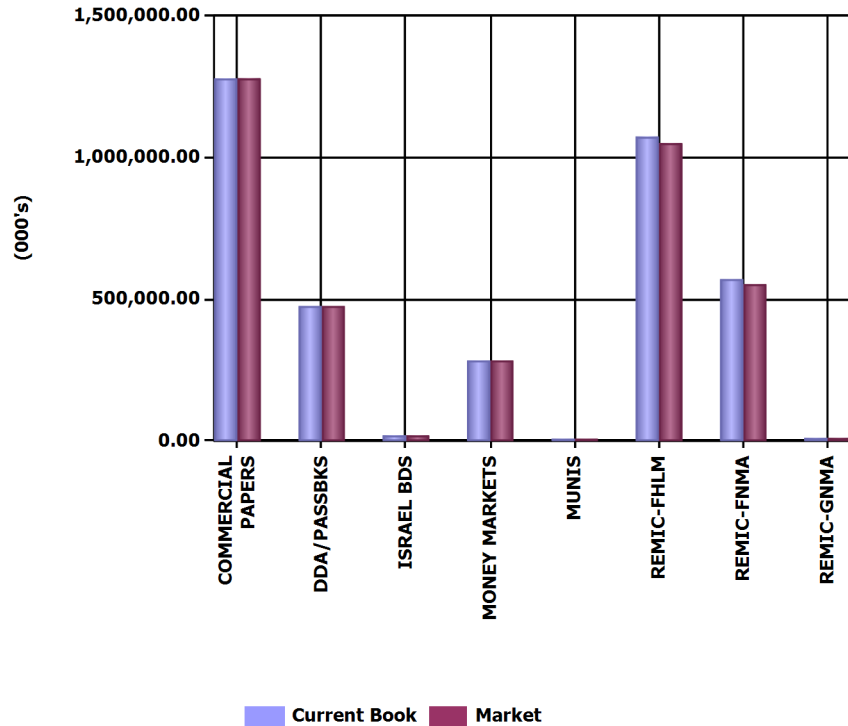


Run Date: 7/9/2018 7:17:36 AM

Investments Outstanding As Of Date: 6/30/2018

Assets (000's)	Current Par	Current Book	Current Market	Mkt/ Cur Book	Yield	WAL (Yr)	Mat (Yr)
COMMERCIAL PAPERS	1,282,609.00	1,278,660.74	1,279,503.65	100.07 %	2.52 %	.119	.119
DDA/PASSBKS	475,342.98	475,342.98	475,342.98	100.00 %	2.10 %	.003	.003
ISRAEL BDS	20,000.00	20,000.00	19,901.00	99.51 %	2.73 %	1.671	1.671
MONEY MARKETS	283,545.07	283,545.07	283,545.07	100.00 %	2.35 %	.003	.003
MUNIS	3,025.00	3,022.39	2,999.85	99.25 %	1.91 %	5.877	5.877
REMIC-FHLM	1,020,530.60	1,073,889.28	1,050,555.64	97.83 %	2.35 %	4.226	14.058
REMIC-FNMA	546,456.53	570,336.32	552,894.60	96.94 %	2.84 %	7.597	17.320
REMIC-GNMA	11,273.10	11,233.83	10,952.88	97.50 %	1.81 %	.885	4.368
Totals (000's):	3,642,782.29	3,716,030.61	3,675,695.67	98.91 %	2.45 %	2.383	6.607

PORTFOLIO ALLOCATION



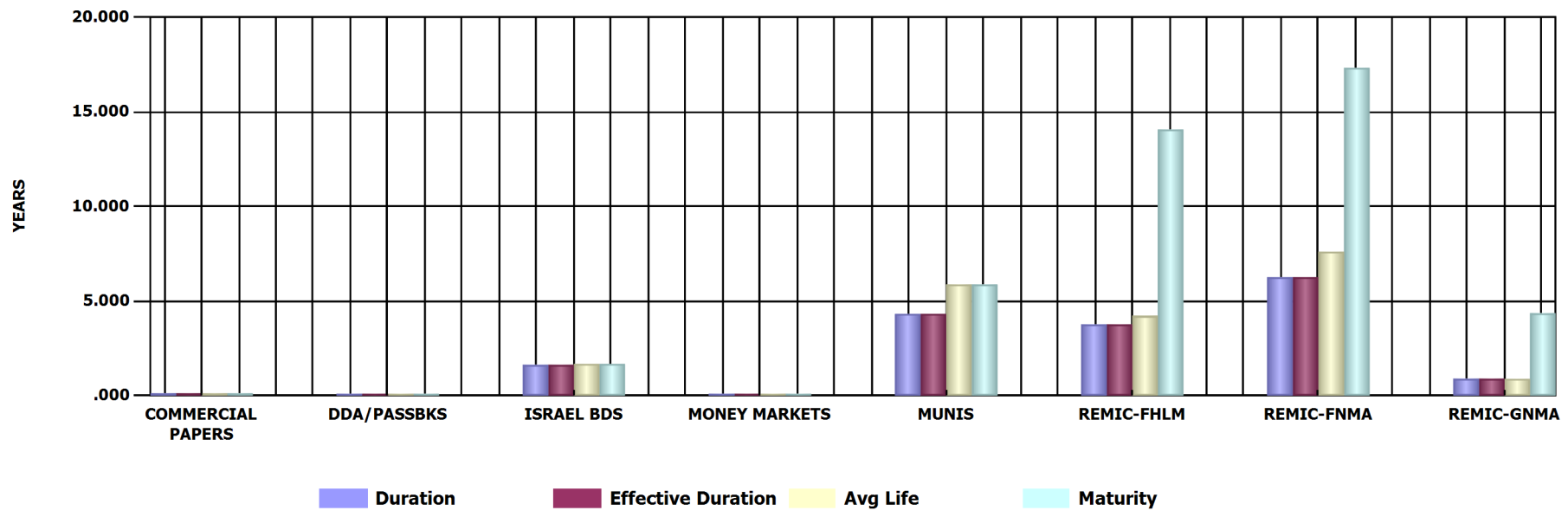


Run Date: 7/9/2018 7:17:36 AM

Investments Outstanding As Of Date: 6/30/2018

MATURITY ANALYSIS

Assets (000's)	Current Par	Duration (Yr)	Effective Duration (Yr)	WAL (Yr)	Mat (Yr)
COMMERCIAL PAPERS	1,282,609.00	.118	.118	.119	.119
DDA/PASSBKS	475,342.98	.003	.003	.003	.003
ISRAEL BDS	20,000.00	1.630	1.630	1.671	1.671
MONEY MARKETS	283,545.07	.003	.003	.003	.003
MUNIS	3,025.00	4.313	4.313	5.877	5.877
REMIC-FHLM	1,020,530.60	3.773	3.773	4.226	14.058
REMIC-FNMA	546,456.53	6.252	6.252	7.597	17.320
REMIC-GNMA	11,273.10	.900	.900	.885	4.368
Totals (000's):	3,642,782.29	2.053	2.053	2.383	6.607



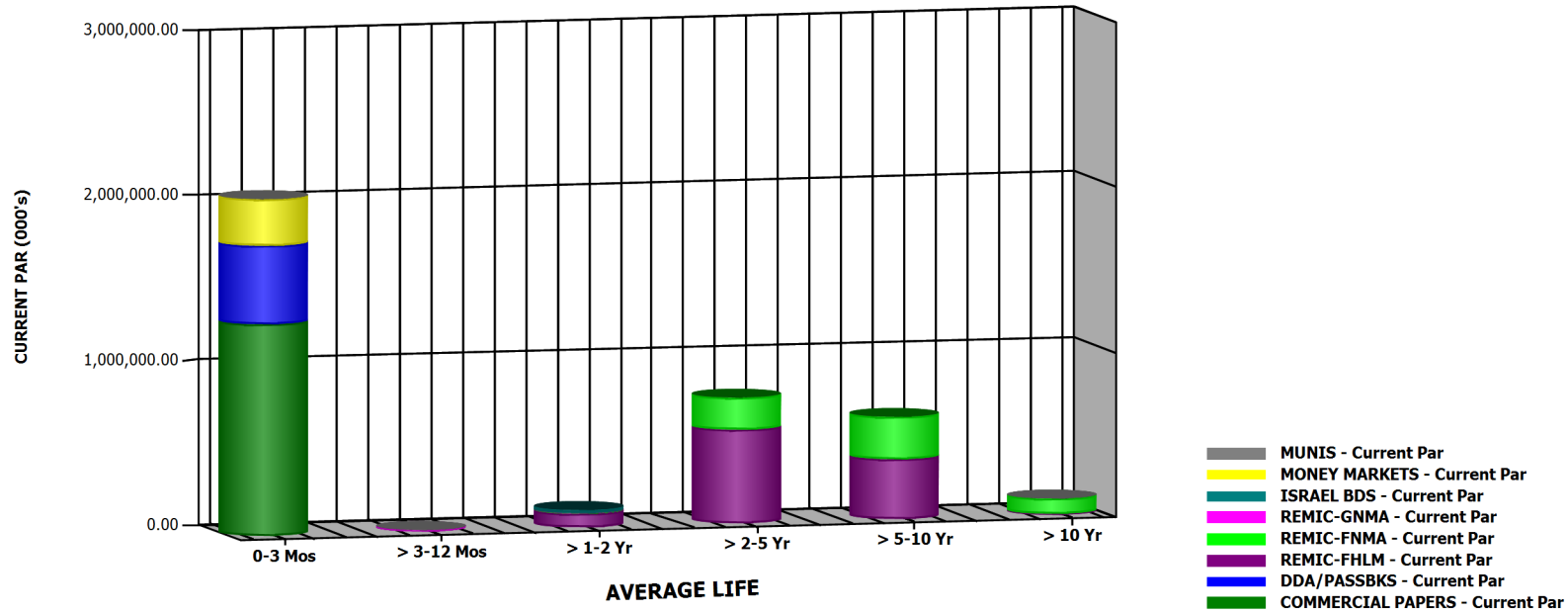


Run Date: 7/9/2018 7:17:36 AM

Investments Outstanding As Of Date: 6/30/2018

Current Par (000's)	0-3 Mos	> 3-12 Mos	> 1-2 Yr	> 2-5 Yr	> 5-10 Yr	> 10 Yr	Totals (000's)
COMMERCIAL PAPERS	1,282,609.00	0.00	0.00	0.00	0.00	0.00	1,282,609.00
DDA/PASSBKS	475,342.98	0.00	0.00	0.00	0.00	0.00	475,342.98
ISRAEL BDS	0.00	0.00	20,000.00	0.00	0.00	0.00	20,000.00
MONEY MARKETS	283,545.07	0.00	0.00	0.00	0.00	0.00	283,545.07
MUNIS	1,000.00	1,250.00	0.00	0.00	0.00	775.00	3,025.00
REMIC-FHLM	0.00	177.24	82,629.80	567,455.48	363,457.84	6,810.25	1,020,530.60
REMIC-FNMA	9.39	0.00	2,684.72	194,858.12	256,529.41	92,374.89	546,456.53
REMIC-GNMA	0.00	10,064.84	1,208.26	0.00	0.00	0.00	11,273.10
Totals (000's):	2,042,506.44	11,492.08	106,522.78	762,313.60	619,987.25	99,960.14	3,642,782.29

AVERAGE LIFE DISTRIBUTION

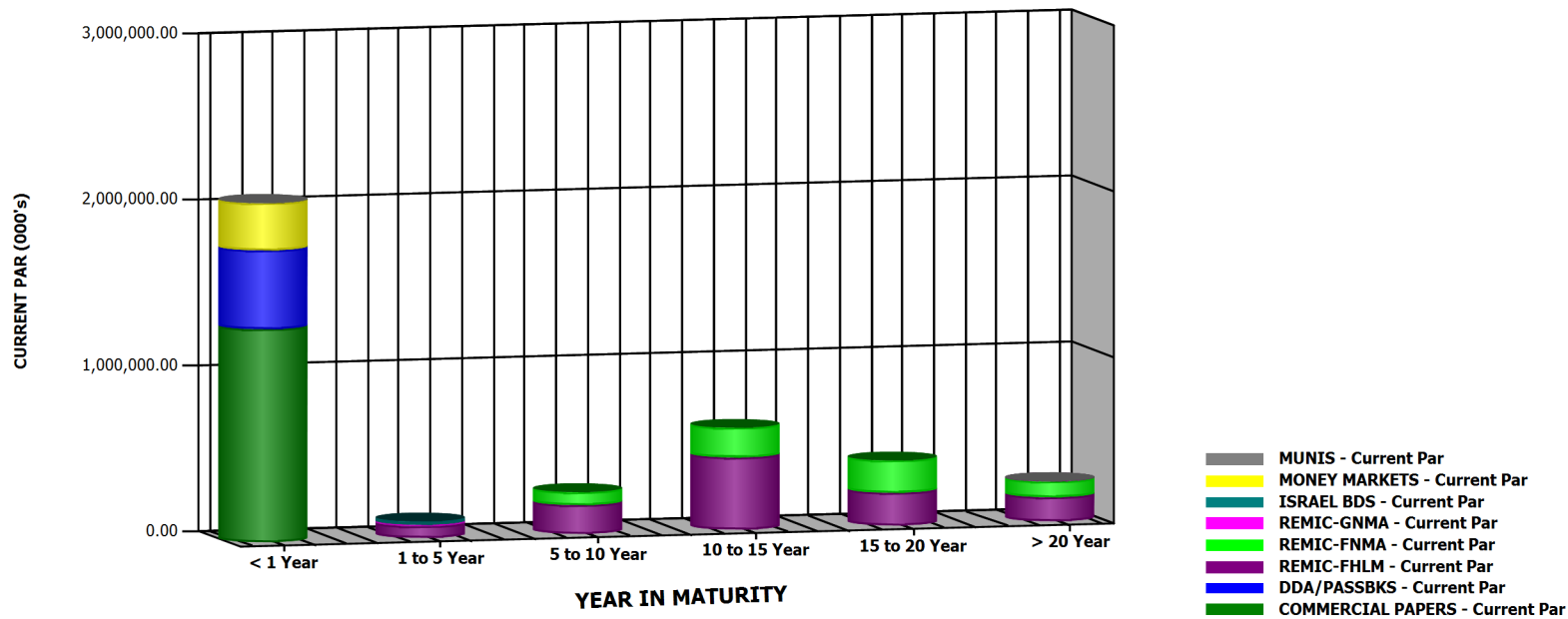




Run Date: 7/9/2018 7:17:36 AM

Investments Outstanding As Of Date: 6/30/2018

Current Par (000's)	< 1 Year	1 to 5 Year	5 to 10 Year	10 to 15 Year	15 to 20 Year	> 20 Year	Totals (000's)
COMMERCIAL PAPERS	1,282,609.00	0.00	0.00	0.00	0.00	0.00	1,282,609.00
DDA/PASSBKS	475,342.98	0.00	0.00	0.00	0.00	0.00	475,342.98
ISRAEL BDS	0.00	20,000.00	0.00	0.00	0.00	0.00	20,000.00
MONEY MARKETS	283,545.07	0.00	0.00	0.00	0.00	0.00	283,545.07
MUNIS	2,250.00	0.00	0.00	0.00	0.00	775.00	3,025.00
REMIC-FHLM	0.00	70,181.38	173,505.99	434,541.51	197,036.24	145,265.48	1,020,530.60
REMIC-FNMA	9.39	0.00	77,804.23	179,135.00	194,673.79	94,834.12	546,456.53
REMIC-GNMA	0.00	10,064.84	0.00	0.00	0.00	1,208.26	11,273.10
Totals (000's):	2,043,756.44	100,246.22	251,310.22	613,676.51	391,710.04	242,082.86	3,642,782.29

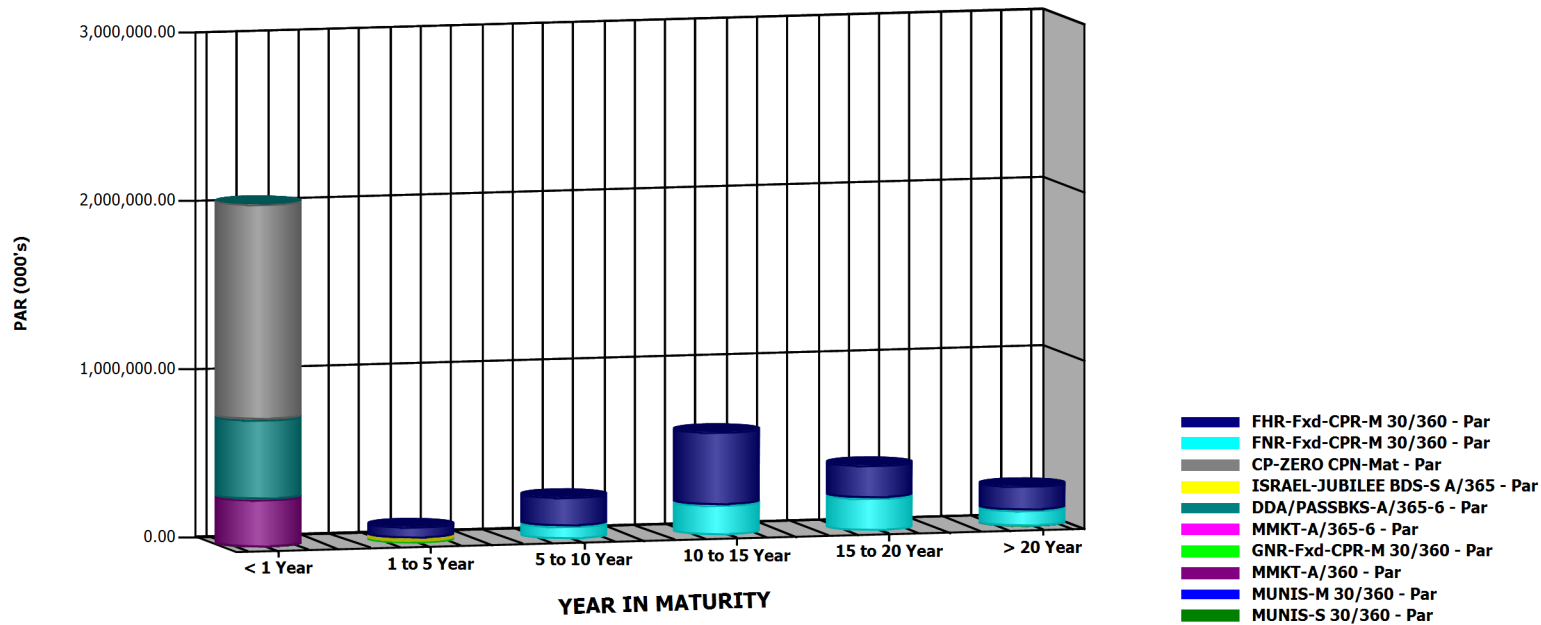




Run Date: 7/9/2018 7:17:36 AM

Investments Outstanding As Of Date: 6/30/2018

Par (000's)	< 1 Year	1 to 5 Year	5 to 10 Year	10 to 15 Year	15 to 20 Year	> 20 Year	Totals (000's)
COMMERCIAL PAPERS	1,282,609.00	0.00	0.00	0.00	0.00	0.00	1,282,609.00
DDA/PASSBKS	475,342.98	0.00	0.00	0.00	0.00	0.00	475,342.98
ISRAEL BDS	0.00	20,000.00	0.00	0.00	0.00	0.00	20,000.00
MONEY MARKETS	283,545.07	0.00	0.00	0.00	0.00	0.00	283,545.07
MUNIS	2,250.00	0.00	0.00	0.00	0.00	775.00	3,025.00
REMIC-FHLM	0.00	70,181.38	173,505.99	434,541.51	197,036.24	145,265.48	1,020,530.60
REMIC-FNMA	9.39	0.00	77,804.23	179,135.00	194,673.79	94,834.12	546,456.53
REMIC-GNMA	0.00	10,064.84	0.00	0.00	0.00	1,208.26	11,273.10
Totals (000's):	2,043,756.44	100,246.22	251,310.22	613,676.51	391,710.04	242,082.86	3,642,782.29





Run Date: 7/9/2018 7:17:36 AM

Investments Outstanding As Of Date: 6/30/2018

INVESTMENT PORTFOLIO - POSITION DETAIL

COMMERCIAL PAPERS	Moody's	S&P	CUSIP	Coupon Rate	YIELD	WAL	Durtn	Effect Durtn	Purchase Date	Maturity Date	Call Date	Current Par Value	Current Book Value	Market Price	Unrealized Gain/(Loss)
WPPCPP 0 07-13-18	P-2	A-2	92939BGD4	2.859	2.859	.036	.036	.036	04/20/2018	07/13/2018		32,500,000.00	32,469,233.33	99.933333	9,099.90
WPPCPP CP 07-18-18	P-2	A-2	92939BGJ1	2.819	2.819	.049	.049	.049	04/23/2018	07/18/2018		3,000,000.00	2,996,033.33	99.905556	1,133.35
WPPCPP CP 07-13-18	P-2	A-2	92939BGD4	2.868	2.868	.036	.036	.036	04/23/2018	07/13/2018		10,000,000.00	9,990,500.00	99.933333	2,833.30
WPPCPP 0 07-13-18	P-2	A-2	92939BGD4	2.777	2.777	.036	.036	.036	04/25/2018	07/13/2018		3,500,000.00	3,496,780.00	99.933333	886.66
ROMUPP CP 07-02-18	P-2	A-2	77619FG27	2.562	2.562	.005	.005	.005	04/26/2018	07/02/2018		6,660,000.00	6,645,375.75	99.994444	14,254.22
ROMUPP 0 07-06-18	P-2	A-2	77619FG68	2.453	2.453	.016	.016	.016	06/21/2018	07/06/2018		50,000,000.00	49,948,958.33	99.972222	37,152.67
CATHIA CP 09-26-18	P-2	A-2	14918FJS8	2.668	2.668	.241	.241	.241	06/28/2018	09/26/2018		11,401,000.00	11,327,986.10	99.494917	15,429.39
SOFDPP 0 07-06-18	P-2	A-2	8426E3G68	2.352	2.351	.016	.016	.016	06/28/2018	07/06/2018		44,400,000.00	44,376,813.33	99.972222	10,853.24
SOFDPP CP 07-10-18	P-2	A-2	8426E3GA9	2.372	2.372	.027	.027	.027	06/28/2018	07/10/2018		49,750,000.00	49,720,523.13	99.950000	4,601.87
CATHIA CP 09-07-18	P-2	A-2	14918FJ74	2.613	2.613	.189	.189	.189	06/28/2018	09/07/2018		49,950,000.00	49,704,690.00	99.605222	48,118.39
CNPCHK 0 09-14-18	P-2	A-2	12623LJE6	2.645	2.645	.208	.208	.208	06/27/2018	09/14/2018		97,959,000.00	97,422,266.32	99.564583	110,203.54
CNPCHK 0 09-14-18	P-2	A-2	12623LJE6	2.645	2.645	.208	.208	.208	06/28/2018	09/14/2018		100,000,000.00	99,452,083.34	99.564583	112,499.66
SPECEN CP 07-26-18	P-2	A-2	84757BGS7	2.425	2.425	.071	.071	.071	06/28/2018	07/26/2018		4,000,000.00	3,993,277.78	99.861111	1,166.66
PPLCRP CP 07-02-18	P-2	A-2	69354HG29	2.401	2.401	.005	.005	.005	06/28/2018	07/02/2018		11,000,000.00	10,997,066.67	99.994444	2,322.17
MGAINT 0 07-18-18	P-2	A-2	55922QGJ4	2.403	2.403	.049	.049	.049	06/28/2018	07/18/2018		20,000,000.00	19,977,333.33	99.905556	3,777.87
ROMUPP 0 07-31-18	P-2	A-2	77619FGX9	2.456	2.456	.085	.085	.085	06/28/2018	07/31/2018		20,000,000.00	19,959,166.66	99.833333	7,499.94
SILVPP CP 07-16-18	P-1	A-2	82831NGG1	2.403	2.403	.044	.044	.044	06/28/2018	07/16/2018		22,000,000.00	21,978,000.00	99.916667	3,666.74
PPLCRP 0 07-02-18	P-2	A-2	69354HG29	2.401	2.401	.005	.005	.005	06/28/2018	07/02/2018		34,154,000.00	34,144,892.27	99.994444	7,210.13
MGAINT 0 08-10-18	P-2	A-2	55922QHA2	2.457	2.457	.112	.112	.112	06/29/2018	08/10/2018		50,000,000.00	49,863,888.89	99.777778	25,000.11
PPLCRP 0 07-02-18	P-2	A-2	69354HG29	2.401	2.401	.005	.005	.005	06/28/2018	07/02/2018		24,835,000.00	24,828,377.33	99.994444	5,242.84
PPLCRP 0 07-02-18	P-2	A-2	69354HG29	2.401	2.401	.005	.005	.005	06/28/2018	07/02/2018		50,000,000.00	49,986,666.67	99.994444	10,555.33
ROMUPP 0 07-27-18	P-2	A-2	77619FGT8	2.455	2.455	.074	.074	.074	06/28/2018	07/27/2018		30,000,000.00	29,946,916.67	99.855556	9,750.13
ROMUPP 0 07-27-18	P-2	A-2	77619FGT8	2.455	2.455	.074	.074	.074	06/28/2018	07/27/2018		50,000,000.00	49,911,527.77	99.855556	16,250.23
NTR 0 08-10-18	P-2	A-2	67077VHA9	2.457	2.457	.112	.112	.112	06/29/2018	08/10/2018		50,000,000.00	49,863,888.90	99.777778	25,000.10
NTR 0 08-10-18	P-2	A-2	67077VHA9	2.457	2.457	.112	.112	.112	06/29/2018	08/10/2018		50,000,000.00	49,863,888.90	99.777778	25,000.10
INTFND 0 08-01-18	P-2	A-2	4611K1H16	2.456	2.456	.088	.088	.088	06/28/2018	08/01/2018		50,000,000.00	49,894,513.89	99.827778	19,375.11
INTFND 0 08-01-18	P-2	A-2	4611K1H16	2.456	2.456	.088	.088	.088	06/28/2018	08/01/2018		50,000,000.00	49,894,513.89	99.827778	19,375.11
INTFND 0 08-01-18	P-2	A-2	4611K1H16	2.456	2.456	.088	.088	.088	06/28/2018	08/01/2018		45,000,000.00	44,905,062.50	99.827778	17,437.60
INTFND 0 08-01-18	P-2	A-2	4611K1H16	2.456	2.456	.088	.088	.088	06/28/2018	08/01/2018		50,000,000.00	49,894,513.89	99.827778	19,375.11
BCIMIA 0 09-28-18	P-2	A-2	05990DJU7	.000	2.627	.247	.246	.246	06/29/2018	09/28/2018		50,000,000.00	49,677,375.00	99.483306	64,278.00
BCIMIA 0 09-28-18	P-2	A-2	05990DJU7	2.627	2.627	.247	.246	.246	06/29/2018	09/28/2018		50,000,000.00	49,677,375.00	99.483306	64,278.00
BCIMIA 0 09-28-18	P-2	A-2	05990DJU7	2.627	2.627	.247	.246	.246	06/29/2018	09/28/2018		45,000,000.00	44,709,637.50	99.483306	57,850.20

EXECUTIVE MANAGEMENT SUMMARIES AND GRAPHS



Run Date: 7/9/2018 7:17:36 AM

Investments Outstanding As Of Date: 6/30/2018

INVESTMENT PORTFOLIO - POSITION DETAIL

COMMERCIAL PAPERS	Moody's	S&P	CUSIP	Coupon Rate	YIELD	WAL	Durtn	Effect Durtn	Purchase Date	Maturity Date	Call Date	Current Par Value	Current Book Value	Market Price	Unrealized Gain/(Loss)
BCIMIA 0 09-28-18	P-2	A-2	05990DJU7	2.627	2.627	.247	.246	.246	06/29/2018	09/28/2018		50,000,000.00	49,677,375.00	99.483306	64,278.00
SILVPP 0 07-27-18	P-1	A-2	82831NGT3	2.505	2.505	.074	.074	.074	06/29/2018	07/27/2018		2,500,000.00	2,495,486.11	99.855556	902.79
HITCRD 0 07-31-18	P-2	A-2	43357MGX2	2.506	2.506	.085	.085	.085	06/29/2018	07/31/2018		15,000,000.00	14,968,750.00	99.833333	6,249.95
Total Count 35				2.419	2.521	.119	.118	.118				1,282,609,000.00	1,278,660,737.58	99.757888	842,908.41
DDA/PASSBKS	Moody's	S&P	CUSIP	Coupon Rate	YIELD	WAL	Durtn	Effect Durtn	Purchase Date	Maturity Date	Call Date	Current Par Value	Current Book Value	Market Price	Unrealized Gain/(Loss)
DDA BofA 8756				.078	.078	.003	.003	.003	01/01/2018	07/01/2018		1,183,946.38	1,183,946.38	100.000000	0.00
DDA Centennial 9655				2.252	2.252	.003	.003	.003	01/01/2018	07/01/2018		199,947,864.04	199,947,864.04	100.000000	0.00
DDA Regions 6470				.046	.046	.003	.003	.003	01/01/2018	07/01/2018		1,254,153.98	1,254,153.98	100.000000	0.00
DDA 1st Security 0280				.801	.801	.003	.003	.003	01/01/2018	07/01/2018		7,577.64	7,577.64	100.000000	0.00
DDA US Bank				.034	.034	.003	.003	.003	01/01/2018	07/01/2018		104,023.77	104,023.77	100.000000	0.00
DDA Bk of the Ozarks 2322				2.016	2.016	.003	.003	.003	01/01/2018	07/01/2018		3,291,585.72	3,291,585.72	100.000000	0.00
DDA Simmons 4368				2.000	2.000	.003	.003	.003	01/01/2018	07/01/2018		269,553,831.50	269,553,831.50	100.000000	0.00
Total Count 7				2.096	2.096	.003	.003	.003				475,342,983.03	475,342,983.03	100.000000	0.00
ISRAEL BDS	Moody's	S&P	CUSIP	Coupon Rate	YIELD	WAL	Durtn	Effect Durtn	Purchase Date	Maturity Date	Call Date	Current Par Value	Current Book Value	Market Price	Unrealized Gain/(Loss)
10th Series Jubilee 2YR Fixe			46513XL40	2.730	2.730	1.671	1.630	1.630	03/01/2018	03/01/2020		20,000,000.00	20,000,000.00	99.505000	-99,000.00
Total Count 1				2.730	2.730	1.671	1.630	1.630				20,000,000.00	20,000,000.00	99.505000	-99,000.00
MONEY MARKETS	Moody's	S&P	CUSIP	Coupon Rate	YIELD	WAL	Durtn	Effect Durtn	Purchase Date	Maturity Date	Call Date	Current Par Value	Current Book Value	Market Price	Unrealized Gain/(Loss)
MMKT-Treasury Money Mgm				2.350	2.350	.003	.003	.003	06/30/2017	07/01/2018		283,439,422.85	283,439,422.85	100.000000	0.00
MMKT RayJames Fed 1673				1.210	1.210	.003	.000	.000	01/01/2018	07/01/2018		0.00	0.00	.000000	0.00
MMKT BAML Fed 8405				1.581	1.581	.003	.003	.003	01/01/2018	07/01/2018		50,819.76	50,819.76	100.000000	0.00
MMKT Invesco Simmons 436				1.624	1.624	.003	.003	.003	01/01/2018	07/01/2018		54,826.60	54,826.60	100.000000	0.00
Total Count 4				2.350	2.350	.003	.003	.003				283,545,069.21	283,545,069.21	100.000000	0.00
MUNIS	Moody's	S&P	CUSIP	Coupon Rate	YIELD	WAL	Durtn	Effect Durtn	Purchase Date	Maturity Date	Call Date	Current Par Value	Current Book Value	Market Price	Unrealized Gain/(Loss)
MUNI-Russellville			782816AC6	2.000	1.461	.003	.003	.003	06/01/2016	07/01/2018		1,000,000.00	1,000,000.00	100.000000	0.00
MUNI-AR DEV			04108NZ96	1.618	1.618	.255	.255	.255	06/01/2016	10/01/2018		1,250,000.00	1,250,000.00	99.732000	-3,350.00
MUNI-S.Carolina			83712TDA6	2.950	2.971	22.523	16.420	16.420	06/01/2016	01/01/2041		775,000.00	772,385.47	97.187000	-19,186.22
Total Count 3				2.086	1.912	5.877	4.313	4.313				3,025,000.00	3,022,385.47	99.168570	-22,536.22
REMIC-FHLM	Moody's	S&P	CUSIP	Coupon Rate	YIELD	WAL	Durtn	Effect Durtn	Purchase Date	Maturity Date	Call Date	Current Par Value	Current Book Value	Market Price	Unrealized Gain/(Loss)
FHR 4470 MC			3137BJDB6	2.000	1.999	7.218	6.470	6.470	04/30/2018	10/15/2039		10,808,675.22	10,809,339.34	95.999230	-433,094.36
FHR 4077 BA			3137ASAG9	2.000	2.398	4.261	3.940	3.940	04/30/2018	09/15/2032		724,487.67	713,159.28	95.028960	-24,686.18



Run Date: 7/9/2018 7:17:36 AM

Investments Outstanding As Of Date: 6/30/2018

INVESTMENT PORTFOLIO - POSITION DETAIL

REMIC-FHLM	Moody's	S&P	CUSIP	Coupon Rate	YIELD	WAL	Durtn	Effect Durtn	Purchase Date	Maturity Date	Call Date	Current Par Value	Current Book Value	Market Price	Unrealized Gain/(Loss)
FHR 4478 PC			3137BJ6P3	2.000	1.900	3.676	3.453	3.453	04/30/2018	11/15/2036		4,425,371.02	4,440,618.96	97.099130	-143,622.20
FHR 4403 CA			3137BEK45	3.000	2.138	2.255	2.157	2.157	04/30/2018	01/15/2031		21,671,034.31	22,073,665.61	97.847760	-869,043.97
FHR 4476 B			3137BJ3Q4	2.500	2.500	1.981	1.884	1.884	04/30/2018	04/15/2044		3,579,459.74	3,579,459.75	93.075430	-247,862.21
FHR 4413 HP			3137BFB67	3.500	2.650	3.587	3.350	3.350	04/30/2018	03/15/2027		16,121,030.87	16,583,020.81	101.131520	-279,577.25
FHR 4298 PG			3137B7QN2	3.000	2.453	2.924	2.770	2.770	04/30/2018	04/15/2027		4,978,215.45	5,053,725.69	98.727520	-138,857.04
FHR 4389 AB			3137BDMU7	3.000	2.636	3.874	3.578	3.578	04/30/2018	06/15/2030		7,391,066.80	7,487,542.61	98.040370	-241,313.37
FHR 2836 L			31395FAX2	4.500	3.730	3.207	2.979	2.979	04/30/2018	11/15/2024		436,659.30	446,744.42	99.857810	-10,706.01
FHR 4550 TA			3137BN3B8	2.000	1.979	5.185	4.731	4.731	04/30/2018	11/15/2044		81,107,903.62	81,189,798.17	95.677660	-3,587,653.91
FHR 4387 KG			3137BDZX7	4.000	3.052	.822	.844	.844	04/30/2018	04/15/2020		177,242.61	178,659.38	99.996940	-1,422.19
FHR 4596 HA			3137BQNY9	3.000	1.945	2.058	1.989	1.989	04/30/2018	03/15/2027		73,812,318.44	75,362,356.38	95.819190	-4,635,990.73
FHR 4463 MG			3137BHGR2	3.000	2.637	5.931	5.287	5.287	04/30/2018	10/15/2033		269,979.92	275,176.87	97.728360	-11,329.92
FHR 4632 MA			3137BSS87	4.000	2.072	3.844	3.582	3.582	04/30/2018	02/15/2030		178,953,882.50	191,447,868.32	103.550640	-6,139,977.69
FHR 4634 MA			3137BSSL8	4.500	1.350	2.538	2.454	2.454	04/30/2018	05/15/2026		78,157,770.14	84,267,752.27	104.772870	-2,379,613.37
FHR 4634 MD			3137BSSN4	5.000	-1.225	1.341	1.360	1.360	04/30/2018	10/15/2022		70,004,134.17	75,990,948.82	106.193520	-1,651,094.60
FHR 4630 MA			3137BSY98	4.000	2.562	4.118	3.780	3.780	04/30/2018	08/15/2029		91,591,163.70	96,619,810.11	104.241770	-1,143,559.91
FHR 4632 MH			3137BSS80	4.000	2.587	4.484	4.020	4.020	04/30/2018	08/15/2053		34,856,750.74	36,837,352.37	103.758490	-670,514.14
FHR 3966 VZ			3137AJXR0	4.000	.967	1.199	1.187	1.187	04/30/2018	04/15/2040		8,102,443.29	8,392,807.27	103.954260	30,027.69
FHR 4657 JA			3137BVMP8	4.500	3.425	7.736	6.339	6.339	04/30/2018	06/15/2038		15,593,223.42	16,668,429.72	105.803700	-170,222.39
FHR 4045 HD			3137APUG3	4.500	3.760	10.572	8.161	8.161	04/30/2018	01/15/2039		6,810,247.17	7,227,756.90	105.317030	-55,406.84
FHR 4764 BT			3137F3PY4	4.500	3.578	6.582	5.521	5.521	04/30/2018	05/15/2035		52,718,750.56	55,428,264.19	104.605510	-281,546.30
FHR 4764 TJ			3137F3V43	4.500	3.495	5.151	4.479	4.479	04/30/2018	11/15/2032		20,919,270.69	21,867,579.52	105.072890	112,902.76
FHR 4769 AH			3137F3XL3	4.500	3.543	6.076	5.153	5.153	04/30/2018	02/15/2035		60,482,148.45	63,490,274.21	104.617720	-215,229.49
FHR 4769 HG			3137FEDL1	4.500	3.299	4.395	3.912	3.912	04/30/2018	06/15/2031		54,335,730.07	56,907,467.57	104.576880	-84,856.34
FHR 3500 AB			31397YSV4	4.500	1.081	1.606	1.581	1.581	04/30/2018	05/15/2038		943,758.94	994,580.72	103.225870	-20,377.34
FHR 4784 EK			3137F5ED7	5.000	3.825	5.527	4.719	4.719	05/01/2018	03/15/2032		58,954,872.00	62,259,192.19	106.087290	284,433.84
FHR 4800 EF			3137F5V48	5.500	4.025	6.044	5.018	5.018	06/01/2018	05/15/2034		62,603,012.00	67,295,931.95	106.979650	-323,448.82
Total	Count 28			4.051	2.351	4.226	3.773	3.773				1,020,530,602.81	1,073,889,283.40	102.942101	-23,333,642.28
REMIC-FNMA	Moody's	S&P	CUSIP	Coupon Rate	YIELD	WAL	Durtn	Effect Durtn	Purchase Date	Maturity Date	Call Date	Current Par Value	Current Book Value	Market Price	Unrealized Gain/(Loss)
FNR 2012-102 PA			3136A8SG6	4.500	2.231	1.915	1.844	1.844	04/30/2018	06/25/2026		2,684,723.25	2,797,317.79	101.154470	-81,600.22
FNR 2011-145 JA			3136A3AS0	4.500	3.463	4.555	4.100	4.100	04/30/2018	03/25/2027		2,345,398.00	2,446,420.60	102.506210	-42,242.00
FNR 2009-88 CB			31398F3S8	4.500	3.662	6.809	5.607	5.607	04/30/2018	04/25/2039		2,459,229.48	2,575,522.66	101.764470	-72,900.81
FNR 2013-116 YB			3136AG3J9	3.000	2.852	10.497	8.661	8.661	04/30/2018	08/25/2039		4,659,210.97	4,719,157.51	95.820700	-254,668.94



Run Date: 7/9/2018 7:17:36 AM

Investments Outstanding As Of Date: 6/30/2018

INVESTMENT PORTFOLIO - POSITION DETAIL

REMIC-FNMA	Moody's	S&P	CUSIP	Coupon Rate	YIELD	WAL	Durtn	Effect Durtn	Purchase Date	Maturity Date	Call Date	Current Par Value	Current Book Value	Market Price	Unrealized Gain/(Loss)
FNR 2016-2 EZ			3136ARBM9	2.500	2.636	4.031	3.693	3.693	04/30/2018	01/25/2034		16,473,591.08	16,391,134.28	89.648060	-1,622,879.46
FNR 2009-47 MT			31396QHD4	7.000	2.565	2.284	2.159	2.159	04/30/2018	06/25/2038		729,479.05	799,181.08	106.033810	-25,686.65
FNR 2010-83 AK			31398TUF6	3.000	2.082	.077	.111	.111	04/30/2018	10/25/2018		9,389.68	9,399.02	99.915340	-17.29
FNR 2016-93 NA			3136AUVL2	3.000	2.703	9.381	7.921	7.921	04/30/2018	01/25/2038		177,470,724.00	181,667,067.84	98.604330	-6,673,249.49
FNR 2016-94 AE			3136AULS8	4.500	2.425	3.897	3.597	3.597	04/30/2018	08/25/2028		80,077,104.62	86,142,148.16	103.039480	-3,631,115.96
FNR 2016-98 A			3136AUP96	4.000	2.967	5.308	4.694	4.694	04/30/2018	10/25/2032		35,561,647.63	37,300,990.32	103.218650	-594,737.72
FNR 2016-98 DA			3136AUQ38	4.000	2.488	3.099	2.904	2.904	04/30/2018	06/25/2028		72,774,109.16	75,988,569.67	102.474020	-1,414,014.49
FNR 2017-5 PK			3136AVCP2	4.500	3.161	5.560	4.847	4.847	04/30/2018	10/25/2032		41,037,808.40	43,734,237.12	105.301960	-520,620.53
FNR 2017-5 EY			3136AVCJ6	4.500	2.992	4.787	4.254	4.254	04/30/2018	09/25/2032		22,458,436.79	23,913,806.43	104.918290	-350,798.59
FNR 2017-102 PH			3136BOFF8	4.000	3.555	14.538	10.477	10.477	04/30/2018	09/25/2047		87,715,677.65	91,851,364.28	102.255580	-2,157,189.35
Total Count 14				3.764	2.839	7.597	6.252	6.252				546,456,529.76	570,336,316.76	101.178148	-17,441,721.50
REMIC-GNMA	Moody's	S&P	CUSIP	Coupon Rate	YIELD	WAL	Durtn	Effect Durtn	Purchase Date	Maturity Date	Call Date	Current Par Value	Current Book Value	Market Price	Unrealized Gain/(Loss)
GNR 2012-44 A			38378BRT8	2.170	1.830	1.012	.988	.988	10/01/2017	04/16/2041		1,208,261.44	1,208,261.44	99.063440	-11,316.09
GNR 2012-70 A			38378BUJ6	1.732	1.569	.637	.665	.665	10/01/2017	01/16/2020		935,281.59	936,291.32	98.053310	-19,216.76
GNR 2013 57 A			38378KGV5	1.350	1.835	.893	.913	.913	10/01/2017	09/16/2020		9,129,558.03	9,089,279.30	96.815890	-250,416.44
Total Count 3				1.470	1.813	.885	.900	.900				11,273,101.06	11,233,832.06	97.159448	-280,949.29



Run Date: 7/9/2018 7:17:36 AM

Investments Outstanding As Of Date: 6/30/2018

INVENTORY BY MATURITY REPORT

CUSIP	Investment #	Fund	Issuer	Purchase Date	Current Book	Current Rate	Maturity Date	Maturity Amount	Total Days From Purc	Current Par	YTM	Days to Maturity
782816AC6	2409	134050	MUNI-Russellville	06/01/2016	1,000,000.00	2.000	07/01/2018	1,000,000.00	760	1,000,000.00	1.461	1
	3139	134050	MMKT-Treasury Money Mgmt	06/30/2017	283,439,422.85	2.350	07/01/2018	283,439,422.85	366	283,439,422.85	2.350	1
	4488	134050	MMKT RayJames Fed 1673	01/01/2018	0.00	1.210	07/01/2018	0.00	181	0.00	1.210	1
	4490	134050	MMKT BAML Fed 8405	01/01/2018	50,819.76	1.581	07/01/2018	50,819.76	181	50,819.76	1.581	1
	4491	134050	MMKT Invesco Simmons 4368	01/01/2018	54,826.60	1.624	07/01/2018	54,826.60	181	54,826.60	1.624	1
	4492	134050	DDA BofA 8756	01/01/2018	1,183,946.38	.078	07/01/2018	1,183,946.38	181	1,183,946.38	.078	1
	4493	134050	DDA Centennial 9655	01/01/2018	199,947,864.04	2.252	07/01/2018	199,947,864.04	181	199,947,864.04	2.252	1
	4494	134050	DDA Regions 6470	01/01/2018	1,254,153.98	.046	07/01/2018	1,254,153.98	181	1,254,153.98	.046	1
	4495	134050	DDA 1st Security 0280	01/01/2018	7,577.64	.801	07/01/2018	7,577.64	181	7,577.64	.801	1
	4496	134050	DDA US Bank	01/01/2018	104,023.77	.034	07/01/2018	104,023.77	181	104,023.77	.034	1
	4497	134050	DDA Bk of the Ozarks 2322	01/01/2018	3,291,585.72	2.016	07/01/2018	3,291,585.72	181	3,291,585.72	2.016	1
	4500	134050	DDA Simmons 4368	01/01/2018	269,553,831.50	2.000	07/01/2018	269,553,831.50	181	269,553,831.50	2.000	1
77619FG27	5671	134050	ROMUPP CP 07-02-18	04/26/2018	6,645,375.75	2.562	07/02/2018	6,660,000.00	67	6,660,000.00	2.562	2
69354HG29	6553	134050	PPLCRP CP 07-02-18	06/28/2018	10,997,066.67	2.401	07/02/2018	11,000,000.00	4	11,000,000.00	2.401	2
69354HG29	6558	134050	PPLCRP 0 07-02-18	06/28/2018	34,144,892.27	2.401	07/02/2018	34,154,000.00	4	34,154,000.00	2.401	2
69354HG29	6561	134050	PPLCRP 0 07-02-18	06/28/2018	24,828,377.33	2.401	07/02/2018	24,835,000.00	4	24,835,000.00	2.401	2
69354HG29	6562	134050	PPLCRP 0 07-02-18	06/28/2018	49,986,666.67	2.401	07/02/2018	50,000,000.00	4	50,000,000.00	2.401	2
77619FG68	6440	134050	ROMUPP 0 07-06-18	06/21/2018	49,948,958.33	2.453	07/06/2018	50,000,000.00	15	50,000,000.00	2.453	6
8426E3G68	6532	134050	SOFDPP 0 07-06-18	06/28/2018	44,376,813.33	2.352	07/06/2018	44,400,000.00	8	44,400,000.00	2.351	6
8426E3GA9	6533	134050	SOFDPP CP 07-10-18	06/28/2018	49,720,523.13	2.372	07/10/2018	49,750,000.00	12	49,750,000.00	2.372	10
92939BGD4	5593	134050	WPPCPP 0 07-13-18	04/20/2018	32,469,233.33	2.859	07/13/2018	32,500,000.00	84	32,500,000.00	2.859	13
92939BGD4	5632	134050	WPPCPP CP 07-13-18	04/23/2018	9,990,500.00	2.868	07/13/2018	10,000,000.00	81	10,000,000.00	2.868	13
92939BGD4	5660	134050	WPPCPP 0 07-13-18	04/25/2018	3,496,780.00	2.777	07/13/2018	3,500,000.00	79	3,500,000.00	2.777	13
82831NGG1	6557	134050	SILVPP CP 07-16-18	06/28/2018	21,978,000.00	2.403	07/16/2018	22,000,000.00	18	22,000,000.00	2.403	16
92939BGJ1	5629	134050	WPPCPP CP 07-18-18	04/23/2018	2,996,033.33	2.819	07/18/2018	3,000,000.00	86	3,000,000.00	2.819	18
55922QGJ4	6555	134050	MGAINT 0 07-18-18	06/28/2018	19,977,333.33	2.403	07/18/2018	20,000,000.00	20	20,000,000.00	2.403	18
84757BGS7	6552	134050	SPECEN CP 07-26-18	06/28/2018	3,993,277.78	2.425	07/26/2018	4,000,000.00	28	4,000,000.00	2.425	26
77619FGT8	6563	134050	ROMUPP 0 07-27-18	06/28/2018	29,946,916.67	2.455	07/27/2018	30,000,000.00	29	30,000,000.00	2.455	27
77619FGT8	6564	134050	ROMUPP 0 07-27-18	06/28/2018	49,911,527.77	2.455	07/27/2018	50,000,000.00	29	50,000,000.00	2.455	27
82831NGT3	6578	134050	SILVPP 0 07-27-18	06/29/2018	2,495,486.11	2.505	07/27/2018	2,500,000.00	28	2,500,000.00	2.505	27
77619FGX9	6556	134050	ROMUPP 0 07-31-18	06/28/2018	19,959,166.66	2.456	07/31/2018	20,000,000.00	33	20,000,000.00	2.456	31
43357MGX2	6579	134050	HITCRD 0 07-31-18	06/29/2018	14,968,750.00	2.506	07/31/2018	15,000,000.00	32	15,000,000.00	2.506	31



Run Date: 7/9/2018 7:17:36 AM

Investments Outstanding As Of Date: 6/30/2018

INVENTORY BY MATURITY REPORT

CUSIP	Investment #	Fund	Issuer	Purchase Date	Current Book	Current Rate	Maturity Date	Maturity Amount	Total Days From Purc	Current Par	YTM	Days to Maturity
4611K1H16	6567	134050	INTFND 0 08-01-18	06/28/2018	49,894,513.89	2.456	08/01/2018	50,000,000.00	34	50,000,000.00	2.456	32
4611K1H16	6568	134050	INTFND 0 08-01-18	06/28/2018	49,894,513.89	2.456	08/01/2018	50,000,000.00	34	50,000,000.00	2.456	32
4611K1H16	6569	134050	INTFND 0 08-01-18	06/28/2018	44,905,062.50	2.456	08/01/2018	45,000,000.00	34	45,000,000.00	2.456	32
4611K1H16	6570	134050	INTFND 0 08-01-18	06/28/2018	49,894,513.89	2.456	08/01/2018	50,000,000.00	34	50,000,000.00	2.456	32
55922OHA2	6560	134050	MGAIN 0 08-10-18	06/29/2018	49,863,888.89	2.457	08/10/2018	50,000,000.00	42	50,000,000.00	2.457	41
67077VHA9	6565	134050	NTR 0 08-10-18	06/29/2018	49,863,888.90	2.457	08/10/2018	50,000,000.00	42	50,000,000.00	2.457	41
67077VHA9	6566	134050	NTR 0 08-10-18	06/29/2018	49,863,888.90	2.457	08/10/2018	50,000,000.00	42	50,000,000.00	2.457	41
14918FJ74	6534	134050	CATHIA CP 09-07-18	06/28/2018	49,704,690.00	2.613	09/07/2018	49,950,000.00	71	49,950,000.00	2.613	69
12623LJE6	6537	134050	CNPCHK 0 09-14-18	06/27/2018	97,422,266.32	2.645	09/14/2018	97,959,000.00	79	97,959,000.00	2.645	76
12623LJE6	6538	134050	CNPCHK 0 09-14-18	06/28/2018	99,452,083.34	2.645	09/14/2018	100,000,000.00	78	100,000,000.00	2.645	76
14918FJS8	6527	134050	CATHIA CP 09-26-18	06/28/2018	11,327,986.10	2.668	09/26/2018	11,401,000.00	90	11,401,000.00	2.668	88
05990DJU7	6571	134050	BCIMIA 0 09-28-18	06/29/2018	49,677,375.00	.000	09/28/2018	50,000,000.00	91	50,000,000.00	2.627	90
05990DJU7	6572	134050	BCIMIA 0 09-28-18	06/29/2018	49,677,375.00	2.627	09/28/2018	50,000,000.00	91	50,000,000.00	2.627	90
05990DJU7	6573	134050	BCIMIA 0 09-28-18	06/29/2018	44,709,637.50	2.627	09/28/2018	45,000,000.00	91	45,000,000.00	2.627	90
05990DJU7	6574	134050	BCIMIA 0 09-28-18	06/29/2018	49,677,375.00	2.627	09/28/2018	50,000,000.00	91	50,000,000.00	2.627	90
04108NZ96	2411	134050	MUNI-AR DEV	06/01/2016	1,250,000.00	1.618	10/01/2018	1,250,000.00	852	1,250,000.00	1.618	93
31398TUF6	6068	134050	FNR 2010-83 AK	04/30/2018	9,399.02	3.000	10/25/2018	9,389.68	178	9,389.68	2.082	117
38378BUJ6	3323	134050	GNR 2012-70 A	10/01/2017	936,291.32	1.732	01/16/2020	935,281.59	837	935,281.59	1.569	565
46513XL40	5095	134050	10th Series Jubilee 2YR Fixed	03/01/2018	20,000,000.00	2.730	03/01/2020	20,000,000.00	731	20,000,000.00	2.730	610
3137BDZX7	6078	134050	FHR 4387 KG	04/30/2018	178,659.38	4.000	04/15/2020	177,242.61	716	177,242.61	3.052	655
38378KGV5	3324	134050	GNR 2013 57 A	10/01/2017	9,089,279.30	1.350	09/16/2020	9,129,558.03	1081	9,129,558.03	1.835	809
3137BSSN4	6087	134050	FHR 4634 MD	04/30/2018	75,990,948.82	5.000	10/15/2022	70,004,134.17	1629	70,004,134.17	-1.225	1568
31395FAX2	6069	134050	FHR 2836 L	04/30/2018	446,744.42	4.500	11/15/2024	436,659.30	2391	436,659.30	3.730	2330
3137BSSL8	6086	134050	FHR 4634 MA	04/30/2018	84,267,752.27	4.500	05/15/2026	78,157,770.14	2937	78,157,770.14	1.350	2876
3136A8SG6	6048	134050	FNR 2012-102 PA	04/30/2018	2,797,317.79	4.500	06/25/2026	2,684,723.25	2978	2,684,723.25	2.231	2917
3137BFB67	6061	134050	FHR 4413 HP	04/30/2018	16,583,020.81	3.500	03/15/2027	16,121,030.87	3241	16,121,030.87	2.650	3180
3137BQNY9	6079	134050	FHR 4596 HA	04/30/2018	75,362,356.38	3.000	03/15/2027	73,812,318.44	3241	73,812,318.44	1.945	3180
3136A3AS0	6054	134050	FNR 2011-145 JA	04/30/2018	2,446,420.60	4.500	03/25/2027	2,345,398.00	3251	2,345,398.00	3.463	3190
3137B7QN2	6063	134050	FHR 4298 PG	04/30/2018	5,053,725.69	3.000	04/15/2027	4,978,215.45	3272	4,978,215.45	2.453	3211
3136AUQ38	6074	134050	FNR 2016-98 DA	04/30/2018	75,988,569.67	4.000	06/25/2028	72,774,109.16	3709	72,774,109.16	2.488	3648
3136AULS8	6072	134050	FNR 2016-94 AE	04/30/2018	86,142,148.16	4.500	08/25/2028	80,077,104.62	3770	80,077,104.62	2.425	3709
3137BSY98	6088	134050	FHR 4630 MA	04/30/2018	96,619,810.11	4.000	08/15/2029	91,591,163.70	4125	91,591,163.70	2.562	4064
3137BSS87	6084	134050	FHR 4632 MA	04/30/2018	191,447,868.32	4.000	02/15/2030	178,953,882.50	4309	178,953,882.50	2.072	4248



Run Date: 7/9/2018 7:17:36 AM

Investments Outstanding As Of Date: 6/30/2018

INVENTORY BY MATURITY REPORT

CUSIP	Investment #	Fund	Issuer	Purchase Date	Current Book	Current Rate	Maturity Date	Maturity Amount	Total Days From Purc	Current Par	YTM	Days to Maturity
3137BDMU7	6066	134050	FHR 4389 AB	04/30/2018	7,487,542.61	3.000	06/15/2030	7,391,066.80	4429	7,391,066.80	2.636	4368
3137BEK45	6059	134050	FHR 4403 CA	04/30/2018	22,073,665.61	3.000	01/15/2031	21,671,034.31	4643	21,671,034.31	2.138	4582
3137FEDL1	6097	134050	FHR 4769 HG	04/30/2018	56,907,467.57	4.500	06/15/2031	54,335,730.07	4794	54,335,730.07	3.299	4733
3137F5ED7	6099	134050	FHR 4784 EK	05/01/2018	62,259,192.19	5.000	03/15/2032	58,954,872.00	5067	58,954,872.00	3.825	5007
3137ASAG9	6057	134050	FHR 4077 BA	04/30/2018	713,159.28	2.000	09/15/2032	724,487.67	5252	724,487.67	2.398	5191
3136AVCJ6	6076	134050	FNR 2017-5 EY	04/30/2018	23,913,806.43	4.500	09/25/2032	22,458,436.79	5262	22,458,436.79	2.992	5201
3136AUP96	6073	134050	FNR 2016-98 A	04/30/2018	37,300,990.32	4.000	10/25/2032	35,561,647.63	5292	35,561,647.63	2.967	5231
3136AVCP2	6075	134050	FNR 2017-5 PK	04/30/2018	43,734,237.12	4.500	10/25/2032	41,037,808.40	5292	41,037,808.40	3.161	5231
3137F3V43	6095	134050	FHR 4764 TJ	04/30/2018	21,867,579.52	4.500	11/15/2032	20,919,270.69	5313	20,919,270.69	3.495	5252
3137BHGR2	6081	134050	FHR 4463 MG	04/30/2018	275,176.87	3.000	10/15/2033	269,979.92	5647	269,979.92	2.637	5586
3136ARBM9	6065	134050	FNR 2016-2 EZ	04/30/2018	16,391,134.28	2.500	01/25/2034	16,473,591.08	5749	16,473,591.08	2.636	5688
3137F5V48	6295	134050	FHR 4800 EF	06/01/2018	67,295,931.95	5.500	05/15/2034	62,603,012.00	5827	62,603,012.00	4.025	5798
3137F3XL3	6096	134050	FHR 4769 AH	04/30/2018	63,490,274.21	4.500	02/15/2035	60,482,148.45	6135	60,482,148.45	3.543	6074
3137F3PY4	6094	134050	FHR 4764 BT	04/30/2018	55,428,264.19	4.500	05/15/2035	52,718,750.56	6224	52,718,750.56	3.578	6163
3137BJ6P3	6058	134050	FHR 4478 PC	04/30/2018	4,440,618.96	2.000	11/15/2036	4,425,371.02	6774	4,425,371.02	1.900	6713
3136AUVL2	6070	134050	FNR 2016-93 NA	04/30/2018	181,667,067.84	3.000	01/25/2038	177,470,724.00	7210	177,470,724.00	2.703	7149
31397YSV4	6098	134050	FHR 3500 AB	04/30/2018	994,580.72	4.500	05/15/2038	943,758.94	7320	943,758.94	1.081	7259
3137BVMP8	6092	134050	FHR 4657 JA	04/30/2018	16,668,429.72	4.500	06/15/2038	15,593,223.42	7351	15,593,223.42	3.425	7290
31396QHD4	6067	134050	FNR 2009-47 MT	04/30/2018	799,181.08	7.000	06/25/2038	729,479.05	7361	729,479.05	2.565	7300
3137APUG3	6093	134050	FHR 4045 HD	04/30/2018	7,227,756.90	4.500	01/15/2039	6,810,247.17	7565	6,810,247.17	3.760	7504
31398F3S8	6055	134050	FNR 2009-88 CB	04/30/2018	2,575,522.66	4.500	04/25/2039	2,459,229.48	7665	2,459,229.48	3.662	7604
3136AG3J9	6062	134050	FNR 2013-116 YB	04/30/2018	4,719,157.51	3.000	08/25/2039	4,659,210.97	7787	4,659,210.97	2.852	7726
3137BJDB6	6056	134050	FHR 4470 MC	04/30/2018	10,809,339.34	2.000	10/15/2039	10,808,675.22	7838	10,808,675.22	1.999	7777
3137AJXR0	6091	134050	FHR 3966 VZ	04/30/2018	8,392,807.27	4.000	04/15/2040	8,102,443.29	8021	8,102,443.29	.967	7960
83712TDA6	2412	134050	MUNI-S.Carolina	06/01/2016	772,385.47	2.950	01/01/2041	775,000.00	8980	775,000.00	2.971	8221
38378BRT8	3322	134050	GNR 2012-44 A	10/01/2017	1,208,261.44	2.170	04/16/2041	1,208,261.44	8598	1,208,261.44	1.830	8326
3137BJ3Q4	6060	134050	FHR 4476 B	04/30/2018	3,579,459.75	2.500	04/15/2044	3,579,459.74	9482	3,579,459.74	2.500	9421
3137BN3B8	6071	134050	FHR 4550 TA	04/30/2018	81,189,798.17	2.000	11/15/2044	81,107,903.62	9696	81,107,903.62	1.979	9635
3136BOFF8	6077	134050	FNR 2017-102 PH	04/30/2018	91,851,364.28	4.000	09/25/2047	87,715,677.65	10740	87,715,677.65	3.555	10679
3137BSSB0	6089	134050	FHR 4632 MH	04/30/2018	36,837,352.37	4.000	08/15/2053	34,856,750.74	12891	34,856,750.74	2.587	12830



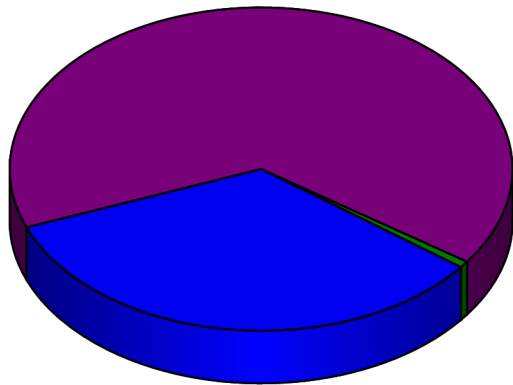
Run Date: 7/9/2018 7:17:36 AM

Investments Outstanding As Of Date: 6/30/2018

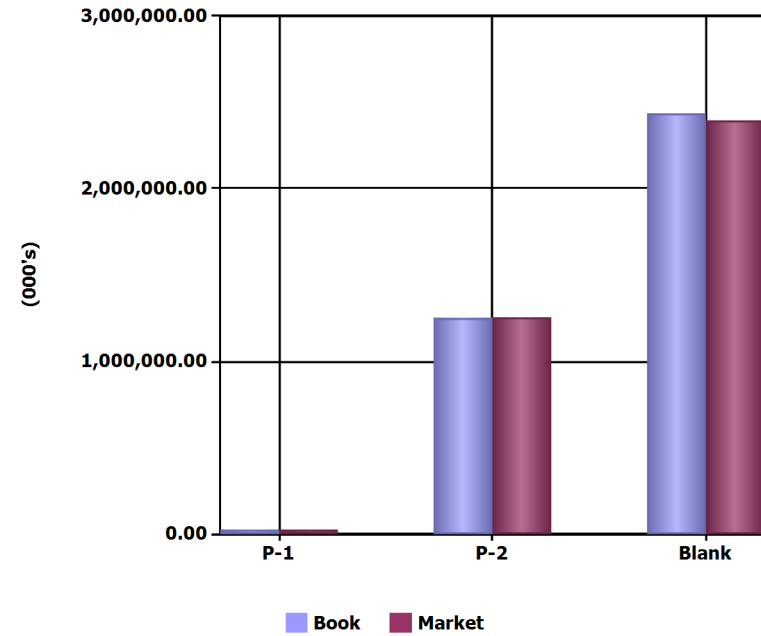
MOODY DISTRIBUTION

Moody (000's)	Par	Book	Market	MKT/Book	Yield
P-1	24,500.00	24,473.49	24,478.06	100.02 %	2.41 %
P-2	1,258,109.00	1,254,187.25	1,255,025.59	100.07 %	2.52 %
Blank	2,360,173.29	2,437,369.87	2,396,192.02	98.31 %	2.42 %
Totals (000's):	3,642,782.29	3,716,030.61	3,675,695.67	98.91 %	2.45 %

BOOK %



■ P-1 - 1% ■ Blank - 66%
■ P-2 - 34%





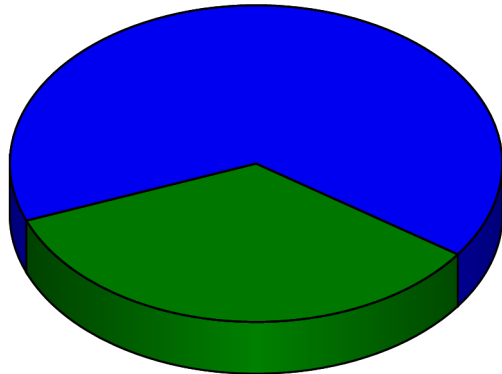
Run Date: 7/9/2018 7:17:36 AM

Investments Outstanding As Of Date: 6/30/2018

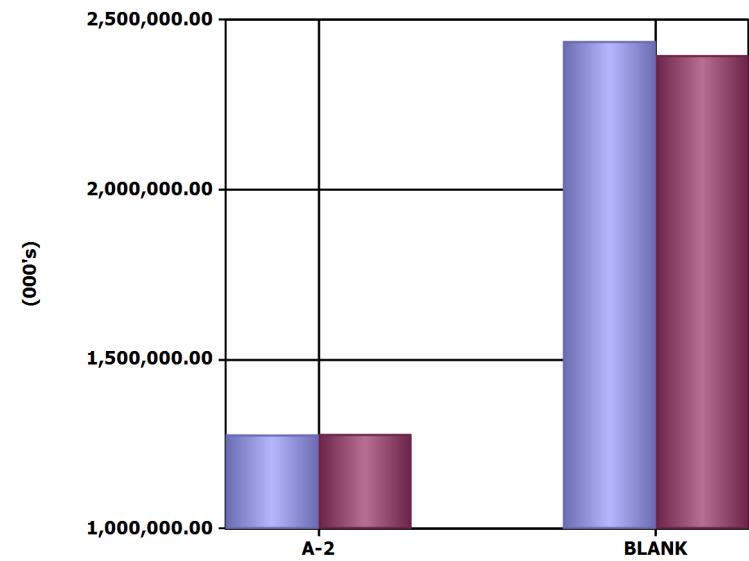
S&P DISTRIBUTION

S&P (000's)	Par	Book	Market	MKT/Book	Yield
A-2	1,282,609.00	1,278,660.74	1,279,503.65	100.07 %	2.52 %
BLANK	2,360,173.29	2,437,369.87	2,396,192.02	98.31 %	2.42 %
Totals (000's):	3,642,782.29	3,716,030.61	3,675,695.67	98.91 %	2.45 %

BOOK %



■ A-2 - 34%
 ■ BLANK - 66%



■ Book ■ Market

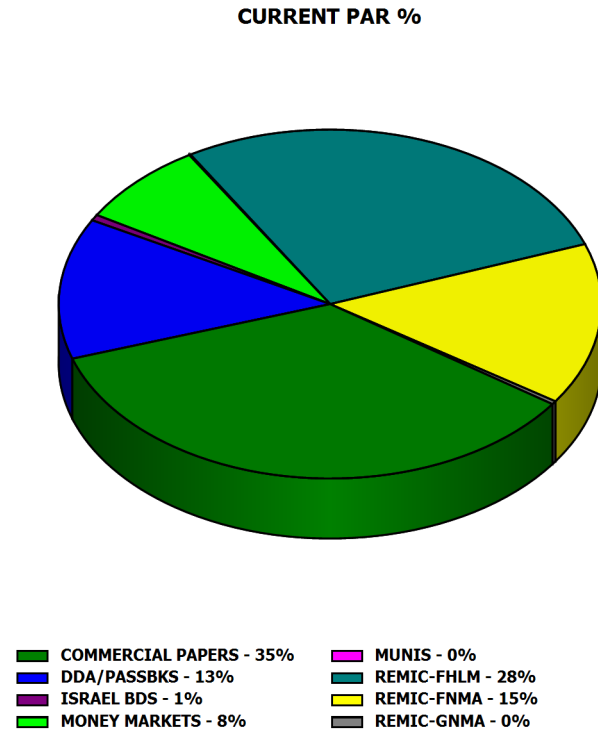
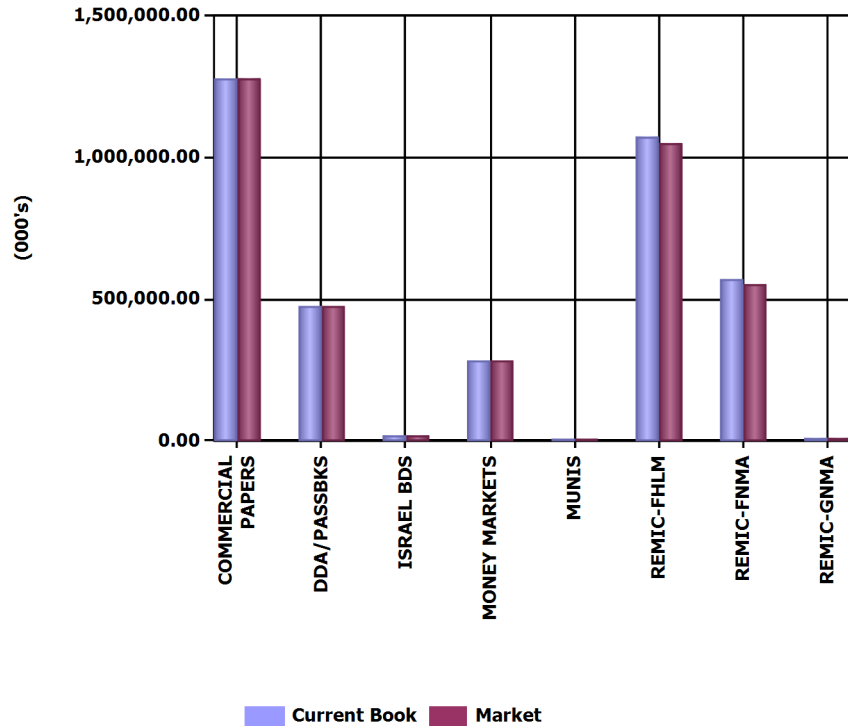


Run Date: 7/9/2018 7:17:36 AM

Investments Outstanding As Of Date: 6/30/2018

Assets (000's)	Current Par	Current Book	Current Market	Mkt/ Cur Book	Yield	WAL (Yr)	Mat (Yr)
COMMERCIAL PAPERS	1,282,609.00	1,278,660.74	1,279,503.65	100.07 %	2.52 %	.119	.119
DDA/PASSBKS	475,342.98	475,342.98	475,342.98	100.00 %	2.10 %	.003	.003
ISRAEL BDS	20,000.00	20,000.00	19,901.00	99.51 %	2.73 %	1.671	1.671
MONEY MARKETS	283,545.07	283,545.07	283,545.07	100.00 %	2.35 %	.003	.003
MUNIS	3,025.00	3,022.39	2,999.85	99.25 %	1.91 %	5.877	5.877
REMIC-FHLM	1,020,530.60	1,073,889.28	1,050,555.64	97.83 %	2.35 %	4.226	14.058
REMIC-FNMA	546,456.53	570,336.32	552,894.60	96.94 %	2.84 %	7.597	17.320
REMIC-GNMA	11,273.10	11,233.83	10,952.88	97.50 %	1.81 %	.885	4.368
Totals (000's):	3,642,782.29	3,716,030.61	3,675,695.67	98.91 %	2.45 %	2.383	6.607

PORTFOLIO ALLOCATION



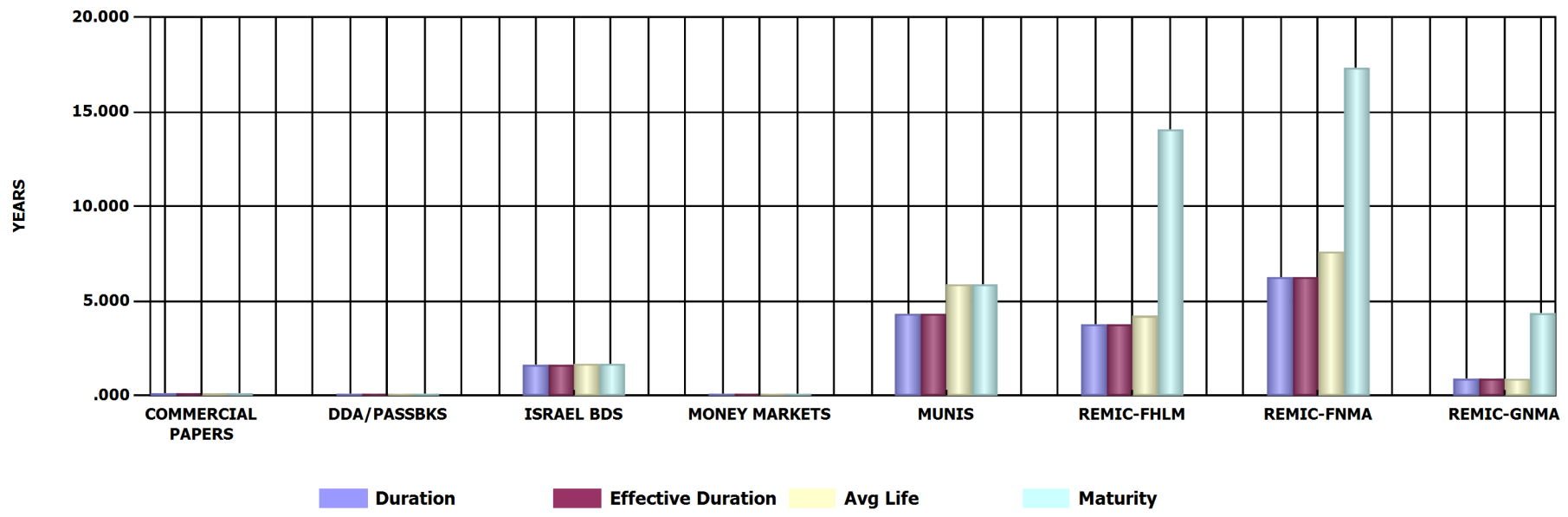


Run Date: 7/9/2018 7:17:36 AM

Investments Outstanding As Of Date: 6/30/2018

MATURITY ANALYSIS

Assets (000's)	Current Par	Duration (Yr)	Effective Duration (Yr)	WAL (Yr)	Mat (Yr)
COMMERCIAL PAPERS	1,282,609.00	.118	.118	.119	.119
DDA/PASSBKS	475,342.98	.003	.003	.003	.003
ISRAEL BDS	20,000.00	1.630	1.630	1.671	1.671
MONEY MARKETS	283,545.07	.003	.003	.003	.003
MUNIS	3,025.00	4.313	4.313	5.877	5.877
REMIC-FHLM	1,020,530.60	3.773	3.773	4.226	14.058
REMIC-FNMA	546,456.53	6.252	6.252	7.597	17.320
REMIC-GNMA	11,273.10	.900	.900	.885	4.368
Totals (000's):	3,642,782.29	2.053	2.053	2.383	6.607



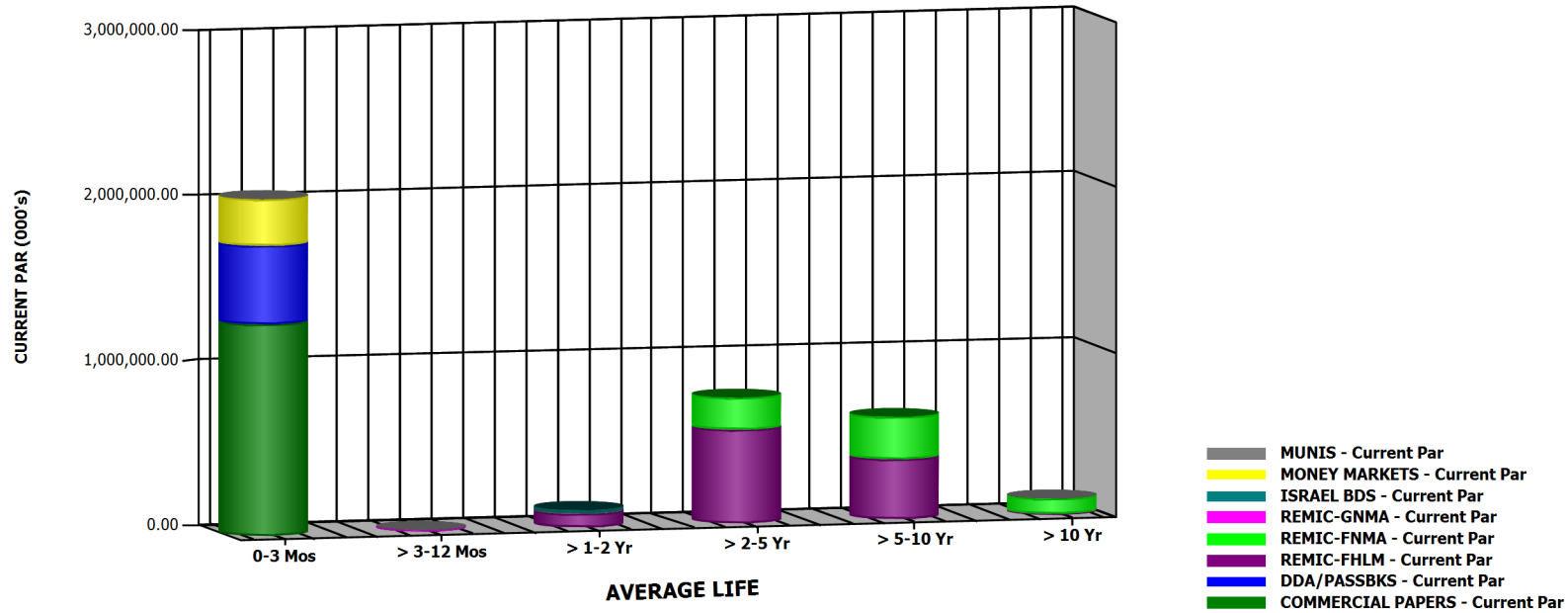


Run Date: 7/9/2018 7:17:36 AM

Investments Outstanding As Of Date: 6/30/2018

Current Par (000's)	0-3 Mos	> 3-12 Mos	> 1-2 Yr	> 2-5 Yr	> 5-10 Yr	> 10 Yr	Totals (000's)
COMMERCIAL PAPERS	1,282,609.00	0.00	0.00	0.00	0.00	0.00	1,282,609.00
DDA/PASSBKS	475,342.98	0.00	0.00	0.00	0.00	0.00	475,342.98
ISRAEL BDS	0.00	0.00	20,000.00	0.00	0.00	0.00	20,000.00
MONEY MARKETS	283,545.07	0.00	0.00	0.00	0.00	0.00	283,545.07
MUNIS	1,000.00	1,250.00	0.00	0.00	0.00	775.00	3,025.00
REMIC-FHLM	0.00	177.24	82,629.80	567,455.48	363,457.84	6,810.25	1,020,530.60
REMIC-FNMA	9.39	0.00	2,684.72	194,858.12	256,529.41	92,374.89	546,456.53
REMIC-GNMA	0.00	10,064.84	1,208.26	0.00	0.00	0.00	11,273.10
Totals (000's):	2,042,506.44	11,492.08	106,522.78	762,313.60	619,987.25	99,960.14	3,642,782.29

AVERAGE LIFE DISTRIBUTION

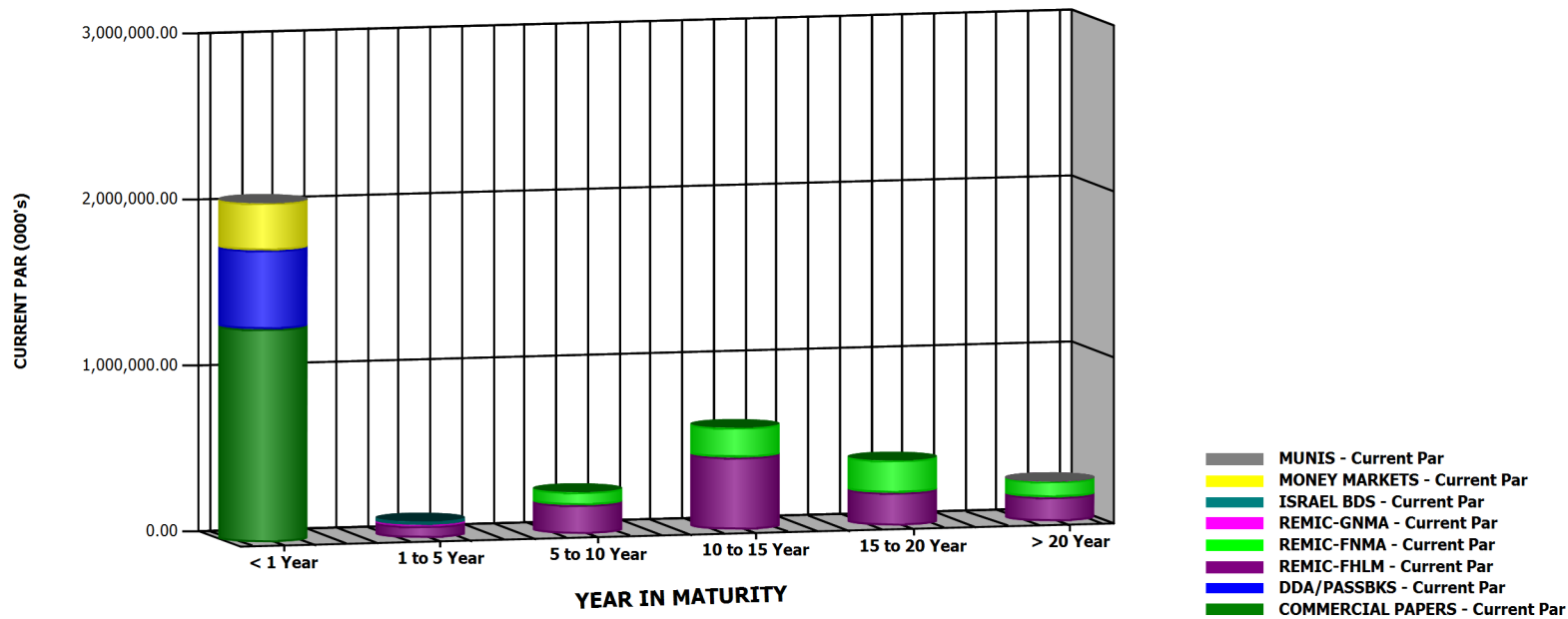




Run Date: 7/9/2018 7:17:36 AM

Investments Outstanding As Of Date: 6/30/2018

Current Par (000's)	< 1 Year	1 to 5 Year	5 to 10 Year	10 to 15 Year	15 to 20 Year	> 20 Year	Totals (000's)
COMMERCIAL PAPERS	1,282,609.00	0.00	0.00	0.00	0.00	0.00	1,282,609.00
DDA/PASSBKS	475,342.98	0.00	0.00	0.00	0.00	0.00	475,342.98
ISRAEL BDS	0.00	20,000.00	0.00	0.00	0.00	0.00	20,000.00
MONEY MARKETS	283,545.07	0.00	0.00	0.00	0.00	0.00	283,545.07
MUNIS	2,250.00	0.00	0.00	0.00	0.00	775.00	3,025.00
REMIC-FHLM	0.00	70,181.38	173,505.99	434,541.51	197,036.24	145,265.48	1,020,530.60
REMIC-FNMA	9.39	0.00	77,804.23	179,135.00	194,673.79	94,834.12	546,456.53
REMIC-GNMA	0.00	10,064.84	0.00	0.00	0.00	1,208.26	11,273.10
Totals (000's):	2,043,756.44	100,246.22	251,310.22	613,676.51	391,710.04	242,082.86	3,642,782.29

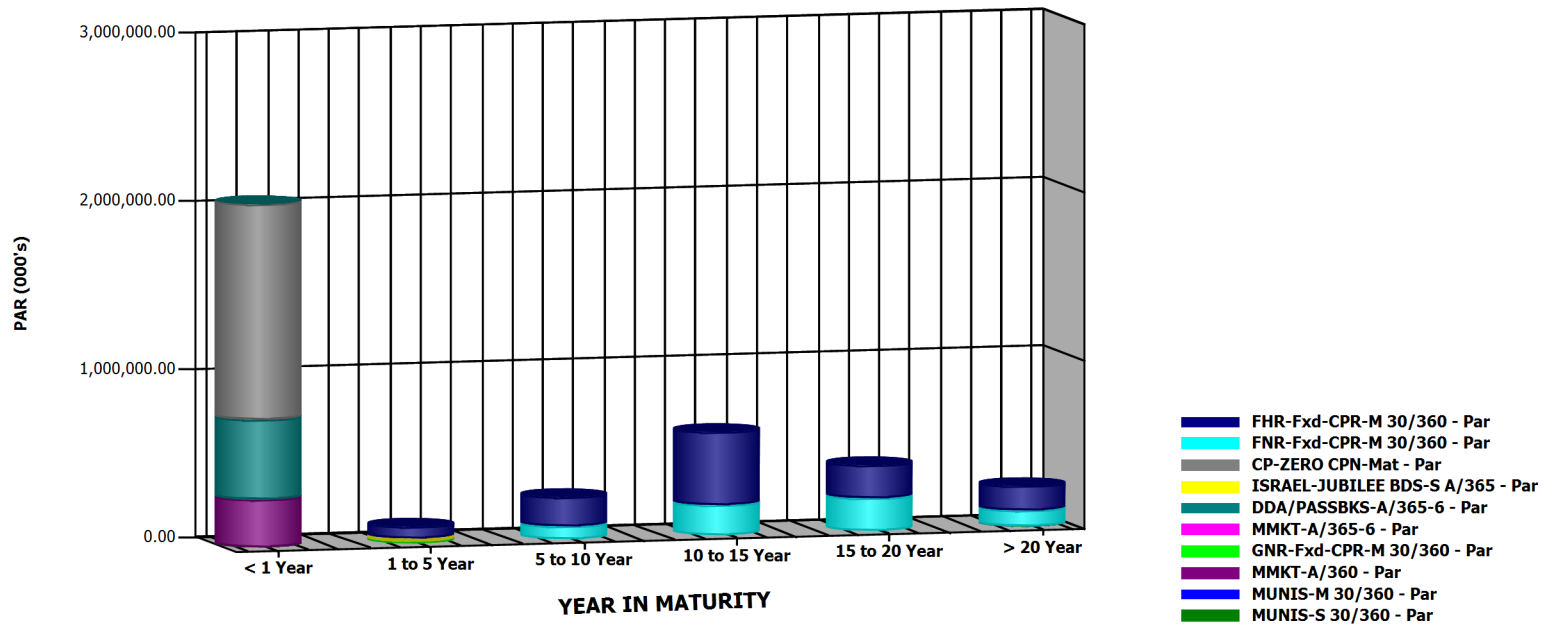




Run Date: 7/9/2018 7:17:36 AM

Investments Outstanding As Of Date: 6/30/2018

Par (000's)	< 1 Year	1 to 5 Year	5 to 10 Year	10 to 15 Year	15 to 20 Year	> 20 Year	Totals (000's)
COMMERCIAL PAPERS	1,282,609.00	0.00	0.00	0.00	0.00	0.00	1,282,609.00
DDA/PASSBKS	475,342.98	0.00	0.00	0.00	0.00	0.00	475,342.98
ISRAEL BDS	0.00	20,000.00	0.00	0.00	0.00	0.00	20,000.00
MONEY MARKETS	283,545.07	0.00	0.00	0.00	0.00	0.00	283,545.07
MUNIS	2,250.00	0.00	0.00	0.00	0.00	775.00	3,025.00
REMIC-FHLM	0.00	70,181.38	173,505.99	434,541.51	197,036.24	145,265.48	1,020,530.60
REMIC-FNMA	9.39	0.00	77,804.23	179,135.00	194,673.79	94,834.12	546,456.53
REMIC-GNMA	0.00	10,064.84	0.00	0.00	0.00	1,208.26	11,273.10
Totals (000's):	2,043,756.44	100,246.22	251,310.22	613,676.51	391,710.04	242,082.86	3,642,782.29



CALL/MATURITY DISTRIBUTION



Run Date: 7/9/2018 7:17:36 AM

Investments Outstanding As Of Date: 6/30/2018

INVESTMENT PORTFOLIO - POSITION DETAIL

COMMERCIAL PAPERS	Moody's	S&P	CUSIP	Coupon Rate	YIELD	WAL	Durtn	Effect Durtn	Purchase Date	Maturity Date	Call Date	Current Par Value	Current Book Value	Market Price	Unrealized Gain/(Loss)
WPPCPP 0 07-13-18	P-2	A-2	92939BGD4	2.859	2.859	.036	.036	.036	04/20/2018	07/13/2018		32,500,000.00	32,469,233.33	99.933333	9,099.90
WPPCPP CP 07-18-18	P-2	A-2	92939BGJ1	2.819	2.819	.049	.049	.049	04/23/2018	07/18/2018		3,000,000.00	2,996,033.33	99.905556	1,133.35
WPPCPP CP 07-13-18	P-2	A-2	92939BGD4	2.868	2.868	.036	.036	.036	04/23/2018	07/13/2018		10,000,000.00	9,990,500.00	99.933333	2,833.30
WPPCPP 0 07-13-18	P-2	A-2	92939BGD4	2.777	2.777	.036	.036	.036	04/25/2018	07/13/2018		3,500,000.00	3,496,780.00	99.933333	886.66
ROMUPP CP 07-02-18	P-2	A-2	77619FG27	2.562	2.562	.005	.005	.005	04/26/2018	07/02/2018		6,660,000.00	6,645,375.75	99.994444	14,254.22
ROMUPP 0 07-06-18	P-2	A-2	77619FG68	2.453	2.453	.016	.016	.016	06/21/2018	07/06/2018		50,000,000.00	49,948,958.33	99.972222	37,152.67
CATHIA CP 09-26-18	P-2	A-2	14918FJS8	2.668	2.668	.241	.241	.241	06/28/2018	09/26/2018		11,401,000.00	11,327,986.10	99.494917	15,429.39
SOFDPP 0 07-06-18	P-2	A-2	8426E3G68	2.352	2.351	.016	.016	.016	06/28/2018	07/06/2018		44,400,000.00	44,376,813.33	99.972222	10,853.24
SOFDPP CP 07-10-18	P-2	A-2	8426E3GA9	2.372	2.372	.027	.027	.027	06/28/2018	07/10/2018		49,750,000.00	49,720,523.13	99.950000	4,601.87
CATHIA CP 09-07-18	P-2	A-2	14918FJ74	2.613	2.613	.189	.189	.189	06/28/2018	09/07/2018		49,950,000.00	49,704,690.00	99.605222	48,118.39
CNPCHK 0 09-14-18	P-2	A-2	12623LJE6	2.645	2.645	.208	.208	.208	06/27/2018	09/14/2018		97,959,000.00	97,422,266.32	99.564583	110,203.54
CNPCHK 0 09-14-18	P-2	A-2	12623LJE6	2.645	2.645	.208	.208	.208	06/28/2018	09/14/2018		100,000,000.00	99,452,083.34	99.564583	112,499.66
SPECEN CP 07-26-18	P-2	A-2	84757BGS7	2.425	2.425	.071	.071	.071	06/28/2018	07/26/2018		4,000,000.00	3,993,277.78	99.861111	1,166.66
PPLCRP CP 07-02-18	P-2	A-2	69354HG29	2.401	2.401	.005	.005	.005	06/28/2018	07/02/2018		11,000,000.00	10,997,066.67	99.994444	2,322.17
MGAINT 0 07-18-18	P-2	A-2	55922QGJ4	2.403	2.403	.049	.049	.049	06/28/2018	07/18/2018		20,000,000.00	19,977,333.33	99.905556	3,777.87
ROMUPP 0 07-31-18	P-2	A-2	77619FGX9	2.456	2.456	.085	.085	.085	06/28/2018	07/31/2018		20,000,000.00	19,959,166.66	99.833333	7,499.94
SILVPP CP 07-16-18	P-1	A-2	82831NGG1	2.403	2.403	.044	.044	.044	06/28/2018	07/16/2018		22,000,000.00	21,978,000.00	99.916667	3,666.74
PPLCRP 0 07-02-18	P-2	A-2	69354HG29	2.401	2.401	.005	.005	.005	06/28/2018	07/02/2018		34,154,000.00	34,144,892.27	99.994444	7,210.13
MGAINT 0 08-10-18	P-2	A-2	55922QHA2	2.457	2.457	.112	.112	.112	06/29/2018	08/10/2018		50,000,000.00	49,863,888.89	99.777778	25,000.11
PPLCRP 0 07-02-18	P-2	A-2	69354HG29	2.401	2.401	.005	.005	.005	06/28/2018	07/02/2018		24,835,000.00	24,828,377.33	99.994444	5,242.84
PPLCRP 0 07-02-18	P-2	A-2	69354HG29	2.401	2.401	.005	.005	.005	06/28/2018	07/02/2018		50,000,000.00	49,986,666.67	99.994444	10,555.33
ROMUPP 0 07-27-18	P-2	A-2	77619FGT8	2.455	2.455	.074	.074	.074	06/28/2018	07/27/2018		30,000,000.00	29,946,916.67	99.855556	9,750.13
ROMUPP 0 07-27-18	P-2	A-2	77619FGT8	2.455	2.455	.074	.074	.074	06/28/2018	07/27/2018		50,000,000.00	49,911,527.77	99.855556	16,250.23
NTR 0 08-10-18	P-2	A-2	67077VHA9	2.457	2.457	.112	.112	.112	06/29/2018	08/10/2018		50,000,000.00	49,863,888.90	99.777778	25,000.10
NTR 0 08-10-18	P-2	A-2	67077VHA9	2.457	2.457	.112	.112	.112	06/29/2018	08/10/2018		50,000,000.00	49,863,888.90	99.777778	25,000.10
INTFND 0 08-01-18	P-2	A-2	4611K1H16	2.456	2.456	.088	.088	.088	06/28/2018	08/01/2018		50,000,000.00	49,894,513.89	99.827778	19,375.11
INTFND 0 08-01-18	P-2	A-2	4611K1H16	2.456	2.456	.088	.088	.088	06/28/2018	08/01/2018		50,000,000.00	49,894,513.89	99.827778	19,375.11
INTFND 0 08-01-18	P-2	A-2	4611K1H16	2.456	2.456	.088	.088	.088	06/28/2018	08/01/2018		45,000,000.00	44,905,062.50	99.827778	17,437.60
INTFND 0 08-01-18	P-2	A-2	4611K1H16	2.456	2.456	.088	.088	.088	06/28/2018	08/01/2018		50,000,000.00	49,894,513.89	99.827778	19,375.11
BCIMIA 0 09-28-18	P-2	A-2	05990DJU7	.000	2.627	.247	.246	.246	06/29/2018	09/28/2018		50,000,000.00	49,677,375.00	99.483306	64,278.00
BCIMIA 0 09-28-18	P-2	A-2	05990DJU7	2.627	2.627	.247	.246	.246	06/29/2018	09/28/2018		50,000,000.00	49,677,375.00	99.483306	64,278.00
BCIMIA 0 09-28-18	P-2	A-2	05990DJU7	2.627	2.627	.247	.246	.246	06/29/2018	09/28/2018		45,000,000.00	44,709,637.50	99.483306	57,850.20



Run Date: 7/9/2018 7:17:36 AM

Investments Outstanding As Of Date: 6/30/2018

INVESTMENT PORTFOLIO - POSITION DETAIL

COMMERCIAL PAPERS	Moody's	S&P	CUSIP	Coupon Rate	YIELD	WAL	Durtn	Effect Durtn	Purchase Date	Maturity Date	Call Date	Current Par Value	Current Book Value	Market Price	Unrealized Gain/(Loss)
BCIMIA 0 09-28-18	P-2	A-2	05990DJU7	2.627	2.627	.247	.246	.246	06/29/2018	09/28/2018		50,000,000.00	49,677,375.00	99.483306	64,278.00
SILVPP 0 07-27-18	P-1	A-2	82831NGT3	2.505	2.505	.074	.074	.074	06/29/2018	07/27/2018		2,500,000.00	2,495,486.11	99.855556	902.79
HITCRD 0 07-31-18	P-2	A-2	43357MGX2	2.506	2.506	.085	.085	.085	06/29/2018	07/31/2018		15,000,000.00	14,968,750.00	99.833333	6,249.95
Total Count 35				2.419	2.521	.119	.118	.118				1,282,609,000.00	1,278,660,737.58	99.757888	842,908.41
DDA/PASSBKS	Moody's	S&P	CUSIP	Coupon Rate	YIELD	WAL	Durtn	Effect Durtn	Purchase Date	Maturity Date	Call Date	Current Par Value	Current Book Value	Market Price	Unrealized Gain/(Loss)
DDA BofA 8756				.078	.078	.003	.003	.003	01/01/2018	07/01/2018		1,183,946.38	1,183,946.38	100.000000	0.00
DDA Centennial 9655				2.252	2.252	.003	.003	.003	01/01/2018	07/01/2018		199,947,864.04	199,947,864.04	100.000000	0.00
DDA Regions 6470				.046	.046	.003	.003	.003	01/01/2018	07/01/2018		1,254,153.98	1,254,153.98	100.000000	0.00
DDA 1st Security 0280				.801	.801	.003	.003	.003	01/01/2018	07/01/2018		7,577.64	7,577.64	100.000000	0.00
DDA US Bank				.034	.034	.003	.003	.003	01/01/2018	07/01/2018		104,023.77	104,023.77	100.000000	0.00
DDA Bk of the Ozarks 2322				2.016	2.016	.003	.003	.003	01/01/2018	07/01/2018		3,291,585.72	3,291,585.72	100.000000	0.00
DDA Simmons 4368				2.000	2.000	.003	.003	.003	01/01/2018	07/01/2018		269,553,831.50	269,553,831.50	100.000000	0.00
Total Count 7				2.096	2.096	.003	.003	.003				475,342,983.03	475,342,983.03	100.000000	0.00
ISRAEL BDS	Moody's	S&P	CUSIP	Coupon Rate	YIELD	WAL	Durtn	Effect Durtn	Purchase Date	Maturity Date	Call Date	Current Par Value	Current Book Value	Market Price	Unrealized Gain/(Loss)
10th Series Jubilee 2YR Fixe			46513XL40	2.730	2.730	1.671	1.630	1.630	03/01/2018	03/01/2020		20,000,000.00	20,000,000.00	99.505000	-99,000.00
Total Count 1				2.730	2.730	1.671	1.630	1.630				20,000,000.00	20,000,000.00	99.505000	-99,000.00
MONEY MARKETS	Moody's	S&P	CUSIP	Coupon Rate	YIELD	WAL	Durtn	Effect Durtn	Purchase Date	Maturity Date	Call Date	Current Par Value	Current Book Value	Market Price	Unrealized Gain/(Loss)
MMKT-Treasury Money Mgm				2.350	2.350	.003	.003	.003	06/30/2017	07/01/2018		283,439,422.85	283,439,422.85	100.000000	0.00
MMKT RayJames Fed 1673				1.210	1.210	.003	.000	.000	01/01/2018	07/01/2018		0.00	0.00	.000000	0.00
MMKT BAML Fed 8405				1.581	1.581	.003	.003	.003	01/01/2018	07/01/2018		50,819.76	50,819.76	100.000000	0.00
MMKT Invesco Simmons 436				1.624	1.624	.003	.003	.003	01/01/2018	07/01/2018		54,826.60	54,826.60	100.000000	0.00
Total Count 4				2.350	2.350	.003	.003	.003				283,545,069.21	283,545,069.21	100.000000	0.00
MUNIS	Moody's	S&P	CUSIP	Coupon Rate	YIELD	WAL	Durtn	Effect Durtn	Purchase Date	Maturity Date	Call Date	Current Par Value	Current Book Value	Market Price	Unrealized Gain/(Loss)
MUNI-Russellville			782816AC6	2.000	1.461	.003	.003	.003	06/01/2016	07/01/2018		1,000,000.00	1,000,000.00	100.000000	0.00
MUNI-AR DEV			04108NZ96	1.618	1.618	.255	.255	.255	06/01/2016	10/01/2018		1,250,000.00	1,250,000.00	99.732000	-3,350.00
MUNI-S.Carolina			83712TDA6	2.950	2.971	22.523	16.420	16.420	06/01/2016	01/01/2041		775,000.00	772,385.47	97.187000	-19,186.22
Total Count 3				2.086	1.912	5.877	4.313	4.313				3,025,000.00	3,022,385.47	99.168570	-22,536.22
REMIC-FHLM	Moody's	S&P	CUSIP	Coupon Rate	YIELD	WAL	Durtn	Effect Durtn	Purchase Date	Maturity Date	Call Date	Current Par Value	Current Book Value	Market Price	Unrealized Gain/(Loss)
FHR 4470 MC			3137BJDB6	2.000	1.999	7.218	6.470	6.470	04/30/2018	10/15/2039		10,808,675.22	10,809,339.34	95.999230	-433,094.36
FHR 4077 BA			3137ASAG9	2.000	2.398	4.261	3.940	3.940	04/30/2018	09/15/2032		724,487.67	713,159.28	95.028960	-24,686.18



Run Date: 7/9/2018 7:17:36 AM

Investments Outstanding As Of Date: 6/30/2018

INVESTMENT PORTFOLIO - POSITION DETAIL

REMIC-FHLM	Moody's	S&P	CUSIP	Coupon Rate	YIELD	WAL	Durtn	Effect Durtn	Purchase Date	Maturity Date	Call Date	Current Par Value	Current Book Value	Market Price	Unrealized Gain/(Loss)
FHR 4478 PC			3137BJ6P3	2.000	1.900	3.676	3.453	3.453	04/30/2018	11/15/2036		4,425,371.02	4,440,618.96	97.099130	-143,622.20
FHR 4403 CA			3137BEK45	3.000	2.138	2.255	2.157	2.157	04/30/2018	01/15/2031		21,671,034.31	22,073,665.61	97.847760	-869,043.97
FHR 4476 B			3137BJ3Q4	2.500	2.500	1.981	1.884	1.884	04/30/2018	04/15/2044		3,579,459.74	3,579,459.75	93.075430	-247,862.21
FHR 4413 HP			3137BFB67	3.500	2.650	3.587	3.350	3.350	04/30/2018	03/15/2027		16,121,030.87	16,583,020.81	101.131520	-279,577.25
FHR 4298 PG			3137B7QN2	3.000	2.453	2.924	2.770	2.770	04/30/2018	04/15/2027		4,978,215.45	5,053,725.69	98.727520	-138,857.04
FHR 4389 AB			3137BDMU7	3.000	2.636	3.874	3.578	3.578	04/30/2018	06/15/2030		7,391,066.80	7,487,542.61	98.040370	-241,313.37
FHR 2836 L			31395FAX2	4.500	3.730	3.207	2.979	2.979	04/30/2018	11/15/2024		436,659.30	446,744.42	99.857810	-10,706.01
FHR 4550 TA			3137BN3B8	2.000	1.979	5.185	4.731	4.731	04/30/2018	11/15/2044		81,107,903.62	81,189,798.17	95.677660	-3,587,653.91
FHR 4387 KG			3137BDZX7	4.000	3.052	.822	.844	.844	04/30/2018	04/15/2020		177,242.61	178,659.38	99.996940	-1,422.19
FHR 4596 HA			3137BQNY9	3.000	1.945	2.058	1.989	1.989	04/30/2018	03/15/2027		73,812,318.44	75,362,356.38	95.819190	-4,635,990.73
FHR 4463 MG			3137BHGR2	3.000	2.637	5.931	5.287	5.287	04/30/2018	10/15/2033		269,979.92	275,176.87	97.728360	-11,329.92
FHR 4632 MA			3137BSS87	4.000	2.072	3.844	3.582	3.582	04/30/2018	02/15/2030		178,953,882.50	191,447,868.32	103.550640	-6,139,977.69
FHR 4634 MA			3137BSSL8	4.500	1.350	2.538	2.454	2.454	04/30/2018	05/15/2026		78,157,770.14	84,267,752.27	104.772870	-2,379,613.37
FHR 4634 MD			3137BSSN4	5.000	-1.225	1.341	1.360	1.360	04/30/2018	10/15/2022		70,004,134.17	75,990,948.82	106.193520	-1,651,094.60
FHR 4630 MA			3137BSY98	4.000	2.562	4.118	3.780	3.780	04/30/2018	08/15/2029		91,591,163.70	96,619,810.11	104.241770	-1,143,559.91
FHR 4632 MH			3137BSS80	4.000	2.587	4.484	4.020	4.020	04/30/2018	08/15/2053		34,856,750.74	36,837,352.37	103.758490	-670,514.14
FHR 3966 VZ			3137AJXR0	4.000	.967	1.199	1.187	1.187	04/30/2018	04/15/2040		8,102,443.29	8,392,807.27	103.954260	30,027.69
FHR 4657 JA			3137BVMP8	4.500	3.425	7.736	6.339	6.339	04/30/2018	06/15/2038		15,593,223.42	16,668,429.72	105.803700	-170,222.39
FHR 4045 HD			3137APUG3	4.500	3.760	10.572	8.161	8.161	04/30/2018	01/15/2039		6,810,247.17	7,227,756.90	105.317030	-55,406.84
FHR 4764 BT			3137F3PY4	4.500	3.578	6.582	5.521	5.521	04/30/2018	05/15/2035		52,718,750.56	55,428,264.19	104.605510	-281,546.30
FHR 4764 TJ			3137F3V43	4.500	3.495	5.151	4.479	4.479	04/30/2018	11/15/2032		20,919,270.69	21,867,579.52	105.072890	112,902.76
FHR 4769 AH			3137F3XL3	4.500	3.543	6.076	5.153	5.153	04/30/2018	02/15/2035		60,482,148.45	63,490,274.21	104.617720	-215,229.49
FHR 4769 HG			3137FEDL1	4.500	3.299	4.395	3.912	3.912	04/30/2018	06/15/2031		54,335,730.07	56,907,467.57	104.576880	-84,856.34
FHR 3500 AB			31397YSV4	4.500	1.081	1.606	1.581	1.581	04/30/2018	05/15/2038		943,758.94	994,580.72	103.225870	-20,377.34
FHR 4784 EK			3137F5ED7	5.000	3.825	5.527	4.719	4.719	05/01/2018	03/15/2032		58,954,872.00	62,259,192.19	106.087290	284,433.84
FHR 4800 EF			3137F5V48	5.500	4.025	6.044	5.018	5.018	06/01/2018	05/15/2034		62,603,012.00	67,295,931.95	106.979650	-323,448.82
Total	Count	28		4.051	2.351	4.226	3.773	3.773				1,020,530,602.81	1,073,889,283.40	102.942101	-23,333,642.28
REMIC-FNMA	Moody's	S&P	CUSIP	Coupon Rate	YIELD	WAL	Durtn	Effect Durtn	Purchase Date	Maturity Date	Call Date	Current Par Value	Current Book Value	Market Price	Unrealized Gain/(Loss)
FNR 2012-102 PA			3136A8SG6	4.500	2.231	1.915	1.844	1.844	04/30/2018	06/25/2026		2,684,723.25	2,797,317.79	101.154470	-81,600.22
FNR 2011-145 JA			3136A3AS0	4.500	3.463	4.555	4.100	4.100	04/30/2018	03/25/2027		2,345,398.00	2,446,420.60	102.506210	-42,242.00
FNR 2009-88 CB			31398F3S8	4.500	3.662	6.809	5.607	5.607	04/30/2018	04/25/2039		2,459,229.48	2,575,522.66	101.764470	-72,900.81
FNR 2013-116 YB			3136AG3J9	3.000	2.852	10.497	8.661	8.661	04/30/2018	08/25/2039		4,659,210.97	4,719,157.51	95.820700	-254,668.94



Run Date: 7/9/2018 7:17:36 AM

Investments Outstanding As Of Date: 6/30/2018

INVESTMENT PORTFOLIO - POSITION DETAIL

REMIC-FNMA	Moody's	S&P	CUSIP	Coupon Rate	YIELD	WAL	Durtn	Effect Durtn	Purchase Date	Maturity Date	Call Date	Current Par Value	Current Book Value	Market Price	Unrealized Gain/(Loss)
FNR 2016-2 EZ			3136ARBM9	2.500	2.636	4.031	3.693	3.693	04/30/2018	01/25/2034		16,473,591.08	16,391,134.28	89.648060	-1,622,879.46
FNR 2009-47 MT			31396QHD4	7.000	2.565	2.284	2.159	2.159	04/30/2018	06/25/2038		729,479.05	799,181.08	106.033810	-25,686.65
FNR 2010-83 AK			31398TUF6	3.000	2.082	.077	.111	.111	04/30/2018	10/25/2018		9,389.68	9,399.02	99.915340	-17.29
FNR 2016-93 NA			3136AUVL2	3.000	2.703	9.381	7.921	7.921	04/30/2018	01/25/2038		177,470,724.00	181,667,067.84	98.604330	-6,673,249.49
FNR 2016-94 AE			3136AULS8	4.500	2.425	3.897	3.597	3.597	04/30/2018	08/25/2028		80,077,104.62	86,142,148.16	103.039480	-3,631,115.96
FNR 2016-98 A			3136AUP96	4.000	2.967	5.308	4.694	4.694	04/30/2018	10/25/2032		35,561,647.63	37,300,990.32	103.218650	-594,737.72
FNR 2016-98 DA			3136AUQ38	4.000	2.488	3.099	2.904	2.904	04/30/2018	06/25/2028		72,774,109.16	75,988,569.67	102.474020	-1,414,014.49
FNR 2017-5 PK			3136AVCP2	4.500	3.161	5.560	4.847	4.847	04/30/2018	10/25/2032		41,037,808.40	43,734,237.12	105.301960	-520,620.53
FNR 2017-5 EY			3136AVCJ6	4.500	2.992	4.787	4.254	4.254	04/30/2018	09/25/2032		22,458,436.79	23,913,806.43	104.918290	-350,798.59
FNR 2017-102 PH			3136BOFF8	4.000	3.555	14.538	10.477	10.477	04/30/2018	09/25/2047		87,715,677.65	91,851,364.28	102.255580	-2,157,189.35
Total Count 14				3.764	2.839	7.597	6.252	6.252				546,456,529.76	570,336,316.76	101.178148	-17,441,721.50
REMIC-GNMA	Moody's	S&P	CUSIP	Coupon Rate	YIELD	WAL	Durtn	Effect Durtn	Purchase Date	Maturity Date	Call Date	Current Par Value	Current Book Value	Market Price	Unrealized Gain/(Loss)
GNR 2012-44 A			38378BRT8	2.170	1.830	1.012	.988	.988	10/01/2017	04/16/2041		1,208,261.44	1,208,261.44	99.063440	-11,316.09
GNR 2012-70 A			38378BUJ6	1.732	1.569	.637	.665	.665	10/01/2017	01/16/2020		935,281.59	936,291.32	98.053310	-19,216.76
GNR 2013 57 A			38378KGV5	1.350	1.835	.893	.913	.913	10/01/2017	09/16/2020		9,129,558.03	9,089,279.30	96.815890	-250,416.44
Total Count 3				1.470	1.813	.885	.900	.900				11,273,101.06	11,233,832.06	97.159448	-280,949.29



Run Date: 7/9/2018 7:17:36 AM

Investments Outstanding As Of Date: 6/30/2018

INVENTORY BY MATURITY REPORT

CUSIP	Investment #	Fund	Issuer	Purchase Date	Current Book	Current Rate	Maturity Date	Maturity Amount	Total Days From Purc	Current Par	YTM	Days to Maturity
782816AC6	2409	134050	MUNI-Russellville	06/01/2016	1,000,000.00	2.000	07/01/2018	1,000,000.00	760	1,000,000.00	1.461	1
	3139	134050	MMKT-Treasury Money Mgmt	06/30/2017	283,439,422.85	2.350	07/01/2018	283,439,422.85	366	283,439,422.85	2.350	1
	4488	134050	MMKT RayJames Fed 1673	01/01/2018	0.00	1.210	07/01/2018	0.00	181	0.00	1.210	1
	4490	134050	MMKT BAML Fed 8405	01/01/2018	50,819.76	1.581	07/01/2018	50,819.76	181	50,819.76	1.581	1
	4491	134050	MMKT Invesco Simmons 4368	01/01/2018	54,826.60	1.624	07/01/2018	54,826.60	181	54,826.60	1.624	1
	4492	134050	DDA BofA 8756	01/01/2018	1,183,946.38	.078	07/01/2018	1,183,946.38	181	1,183,946.38	.078	1
	4493	134050	DDA Centennial 9655	01/01/2018	199,947,864.04	2.252	07/01/2018	199,947,864.04	181	199,947,864.04	2.252	1
	4494	134050	DDA Regions 6470	01/01/2018	1,254,153.98	.046	07/01/2018	1,254,153.98	181	1,254,153.98	.046	1
	4495	134050	DDA 1st Security 0280	01/01/2018	7,577.64	.801	07/01/2018	7,577.64	181	7,577.64	.801	1
	4496	134050	DDA US Bank	01/01/2018	104,023.77	.034	07/01/2018	104,023.77	181	104,023.77	.034	1
	4497	134050	DDA Bk of the Ozarks 2322	01/01/2018	3,291,585.72	2.016	07/01/2018	3,291,585.72	181	3,291,585.72	2.016	1
	4500	134050	DDA Simmons 4368	01/01/2018	269,553,831.50	2.000	07/01/2018	269,553,831.50	181	269,553,831.50	2.000	1
77619FG27	5671	134050	ROMUPP CP 07-02-18	04/26/2018	6,645,375.75	2.562	07/02/2018	6,660,000.00	67	6,660,000.00	2.562	2
69354HG29	6553	134050	PPLCRP CP 07-02-18	06/28/2018	10,997,066.67	2.401	07/02/2018	11,000,000.00	4	11,000,000.00	2.401	2
69354HG29	6558	134050	PPLCRP 0 07-02-18	06/28/2018	34,144,892.27	2.401	07/02/2018	34,154,000.00	4	34,154,000.00	2.401	2
69354HG29	6561	134050	PPLCRP 0 07-02-18	06/28/2018	24,828,377.33	2.401	07/02/2018	24,835,000.00	4	24,835,000.00	2.401	2
69354HG29	6562	134050	PPLCRP 0 07-02-18	06/28/2018	49,986,666.67	2.401	07/02/2018	50,000,000.00	4	50,000,000.00	2.401	2
77619FG68	6440	134050	ROMUPP 0 07-06-18	06/21/2018	49,948,958.33	2.453	07/06/2018	50,000,000.00	15	50,000,000.00	2.453	6
8426E3G68	6532	134050	SOFDPP 0 07-06-18	06/28/2018	44,376,813.33	2.352	07/06/2018	44,400,000.00	8	44,400,000.00	2.351	6
8426E3GA9	6533	134050	SOFDPP CP 07-10-18	06/28/2018	49,720,523.13	2.372	07/10/2018	49,750,000.00	12	49,750,000.00	2.372	10
92939BGD4	5593	134050	WPPCPP 0 07-13-18	04/20/2018	32,469,233.33	2.859	07/13/2018	32,500,000.00	84	32,500,000.00	2.859	13
92939BGD4	5632	134050	WPPCPP CP 07-13-18	04/23/2018	9,990,500.00	2.868	07/13/2018	10,000,000.00	81	10,000,000.00	2.868	13
92939BGD4	5660	134050	WPPCPP 0 07-13-18	04/25/2018	3,496,780.00	2.777	07/13/2018	3,500,000.00	79	3,500,000.00	2.777	13
82831NGG1	6557	134050	SILVPP CP 07-16-18	06/28/2018	21,978,000.00	2.403	07/16/2018	22,000,000.00	18	22,000,000.00	2.403	16
92939BGJ1	5629	134050	WPPCPP CP 07-18-18	04/23/2018	2,996,033.33	2.819	07/18/2018	3,000,000.00	86	3,000,000.00	2.819	18
55922QGJ4	6555	134050	MGAINT 0 07-18-18	06/28/2018	19,977,333.33	2.403	07/18/2018	20,000,000.00	20	20,000,000.00	2.403	18
84757BGS7	6552	134050	SPECEN CP 07-26-18	06/28/2018	3,993,277.78	2.425	07/26/2018	4,000,000.00	28	4,000,000.00	2.425	26
77619FGT8	6563	134050	ROMUPP 0 07-27-18	06/28/2018	29,946,916.67	2.455	07/27/2018	30,000,000.00	29	30,000,000.00	2.455	27
77619FGT8	6564	134050	ROMUPP 0 07-27-18	06/28/2018	49,911,527.77	2.455	07/27/2018	50,000,000.00	29	50,000,000.00	2.455	27
82831NGT3	6578	134050	SILVPP 0 07-27-18	06/29/2018	2,495,486.11	2.505	07/27/2018	2,500,000.00	28	2,500,000.00	2.505	27
77619FGX9	6556	134050	ROMUPP 0 07-31-18	06/28/2018	19,959,166.66	2.456	07/31/2018	20,000,000.00	33	20,000,000.00	2.456	31
43357MGX2	6579	134050	HITCRD 0 07-31-18	06/29/2018	14,968,750.00	2.506	07/31/2018	15,000,000.00	32	15,000,000.00	2.506	31



Run Date: 7/9/2018 7:17:36 AM

Investments Outstanding As Of Date: 6/30/2018

INVENTORY BY MATURITY REPORT

CUSIP	Investment #	Fund	Issuer	Purchase Date	Current Book	Current Rate	Maturity Date	Maturity Amount	Total Days From Purc	Current Par	YTM	Days to Maturity
4611K1H16	6567	134050	INTFND 0 08-01-18	06/28/2018	49,894,513.89	2.456	08/01/2018	50,000,000.00	34	50,000,000.00	2.456	32
4611K1H16	6568	134050	INTFND 0 08-01-18	06/28/2018	49,894,513.89	2.456	08/01/2018	50,000,000.00	34	50,000,000.00	2.456	32
4611K1H16	6569	134050	INTFND 0 08-01-18	06/28/2018	44,905,062.50	2.456	08/01/2018	45,000,000.00	34	45,000,000.00	2.456	32
4611K1H16	6570	134050	INTFND 0 08-01-18	06/28/2018	49,894,513.89	2.456	08/01/2018	50,000,000.00	34	50,000,000.00	2.456	32
55922OHA2	6560	134050	MGAIN 0 08-10-18	06/29/2018	49,863,888.89	2.457	08/10/2018	50,000,000.00	42	50,000,000.00	2.457	41
67077VHA9	6565	134050	NTR 0 08-10-18	06/29/2018	49,863,888.90	2.457	08/10/2018	50,000,000.00	42	50,000,000.00	2.457	41
67077VHA9	6566	134050	NTR 0 08-10-18	06/29/2018	49,863,888.90	2.457	08/10/2018	50,000,000.00	42	50,000,000.00	2.457	41
14918FJ74	6534	134050	CATHIA CP 09-07-18	06/28/2018	49,704,690.00	2.613	09/07/2018	49,950,000.00	71	49,950,000.00	2.613	69
12623LJE6	6537	134050	CNPCHK 0 09-14-18	06/27/2018	97,422,266.32	2.645	09/14/2018	97,959,000.00	79	97,959,000.00	2.645	76
12623LJE6	6538	134050	CNPCHK 0 09-14-18	06/28/2018	99,452,083.34	2.645	09/14/2018	100,000,000.00	78	100,000,000.00	2.645	76
14918FJS8	6527	134050	CATHIA CP 09-26-18	06/28/2018	11,327,986.10	2.668	09/26/2018	11,401,000.00	90	11,401,000.00	2.668	88
05990DJU7	6571	134050	BCIMIA 0 09-28-18	06/29/2018	49,677,375.00	.000	09/28/2018	50,000,000.00	91	50,000,000.00	2.627	90
05990DJU7	6572	134050	BCIMIA 0 09-28-18	06/29/2018	49,677,375.00	2.627	09/28/2018	50,000,000.00	91	50,000,000.00	2.627	90
05990DJU7	6573	134050	BCIMIA 0 09-28-18	06/29/2018	44,709,637.50	2.627	09/28/2018	45,000,000.00	91	45,000,000.00	2.627	90
05990DJU7	6574	134050	BCIMIA 0 09-28-18	06/29/2018	49,677,375.00	2.627	09/28/2018	50,000,000.00	91	50,000,000.00	2.627	90
04108NZ96	2411	134050	MUNI-AR DEV	06/01/2016	1,250,000.00	1.618	10/01/2018	1,250,000.00	852	1,250,000.00	1.618	93
31398TUF6	6068	134050	FNR 2010-83 AK	04/30/2018	9,399.02	3.000	10/25/2018	9,389.68	178	9,389.68	2.082	117
38378BUJ6	3323	134050	GNR 2012-70 A	10/01/2017	936,291.32	1.732	01/16/2020	935,281.59	837	935,281.59	1.569	565
46513XL40	5095	134050	10th Series Jubilee 2YR Fixed	03/01/2018	20,000,000.00	2.730	03/01/2020	20,000,000.00	731	20,000,000.00	2.730	610
3137BDZX7	6078	134050	FHR 4387 KG	04/30/2018	178,659.38	4.000	04/15/2020	177,242.61	716	177,242.61	3.052	655
38378KGV5	3324	134050	GNR 2013 57 A	10/01/2017	9,089,279.30	1.350	09/16/2020	9,129,558.03	1081	9,129,558.03	1.835	809
3137BSSN4	6087	134050	FHR 4634 MD	04/30/2018	75,990,948.82	5.000	10/15/2022	70,004,134.17	1629	70,004,134.17	-1.225	1568
31395FAX2	6069	134050	FHR 2836 L	04/30/2018	446,744.42	4.500	11/15/2024	436,659.30	2391	436,659.30	3.730	2330
3137BSSL8	6086	134050	FHR 4634 MA	04/30/2018	84,267,752.27	4.500	05/15/2026	78,157,770.14	2937	78,157,770.14	1.350	2876
3136A8SG6	6048	134050	FNR 2012-102 PA	04/30/2018	2,797,317.79	4.500	06/25/2026	2,684,723.25	2978	2,684,723.25	2.231	2917
3137BFB67	6061	134050	FHR 4413 HP	04/30/2018	16,583,020.81	3.500	03/15/2027	16,121,030.87	3241	16,121,030.87	2.650	3180
3137BQNY9	6079	134050	FHR 4596 HA	04/30/2018	75,362,356.38	3.000	03/15/2027	73,812,318.44	3241	73,812,318.44	1.945	3180
3136A3ASO	6054	134050	FNR 2011-145 JA	04/30/2018	2,446,420.60	4.500	03/25/2027	2,345,398.00	3251	2,345,398.00	3.463	3190
3137B7QN2	6063	134050	FHR 4298 PG	04/30/2018	5,053,725.69	3.000	04/15/2027	4,978,215.45	3272	4,978,215.45	2.453	3211
3136AUQ38	6074	134050	FNR 2016-98 DA	04/30/2018	75,988,569.67	4.000	06/25/2028	72,774,109.16	3709	72,774,109.16	2.488	3648
3136AULS8	6072	134050	FNR 2016-94 AE	04/30/2018	86,142,148.16	4.500	08/25/2028	80,077,104.62	3770	80,077,104.62	2.425	3709
3137BSY98	6088	134050	FHR 4630 MA	04/30/2018	96,619,810.11	4.000	08/15/2029	91,591,163.70	4125	91,591,163.70	2.562	4064
3137BSS87	6084	134050	FHR 4632 MA	04/30/2018	191,447,868.32	4.000	02/15/2030	178,953,882.50	4309	178,953,882.50	2.072	4248



Run Date: 7/9/2018 7:17:36 AM

Investments Outstanding As Of Date: 6/30/2018

INVENTORY BY MATURITY REPORT

CUSIP	Investment #	Fund	Issuer	Purchase Date	Current Book	Current Rate	Maturity Date	Maturity Amount	Total Days From Purc	Current Par	YTM	Days to Maturity
3137BDMU7	6066	134050	FHR 4389 AB	04/30/2018	7,487,542.61	3.000	06/15/2030	7,391,066.80	4429	7,391,066.80	2.636	4368
3137BEK45	6059	134050	FHR 4403 CA	04/30/2018	22,073,665.61	3.000	01/15/2031	21,671,034.31	4643	21,671,034.31	2.138	4582
3137FEDL1	6097	134050	FHR 4769 HG	04/30/2018	56,907,467.57	4.500	06/15/2031	54,335,730.07	4794	54,335,730.07	3.299	4733
3137F5ED7	6099	134050	FHR 4784 EK	05/01/2018	62,259,192.19	5.000	03/15/2032	58,954,872.00	5067	58,954,872.00	3.825	5007
3137ASAG9	6057	134050	FHR 4077 BA	04/30/2018	713,159.28	2.000	09/15/2032	724,487.67	5252	724,487.67	2.398	5191
3136AVCJ6	6076	134050	FNR 2017-5 EY	04/30/2018	23,913,806.43	4.500	09/25/2032	22,458,436.79	5262	22,458,436.79	2.992	5201
3136AUP96	6073	134050	FNR 2016-98 A	04/30/2018	37,300,990.32	4.000	10/25/2032	35,561,647.63	5292	35,561,647.63	2.967	5231
3136AVCP2	6075	134050	FNR 2017-5 PK	04/30/2018	43,734,237.12	4.500	10/25/2032	41,037,808.40	5292	41,037,808.40	3.161	5231
3137F3V43	6095	134050	FHR 4764 TJ	04/30/2018	21,867,579.52	4.500	11/15/2032	20,919,270.69	5313	20,919,270.69	3.495	5252
3137BHGR2	6081	134050	FHR 4463 MG	04/30/2018	275,176.87	3.000	10/15/2033	269,979.92	5647	269,979.92	2.637	5586
3136ARBM9	6065	134050	FNR 2016-2 EZ	04/30/2018	16,391,134.28	2.500	01/25/2034	16,473,591.08	5749	16,473,591.08	2.636	5688
3137F5V48	6295	134050	FHR 4800 EF	06/01/2018	67,295,931.95	5.500	05/15/2034	62,603,012.00	5827	62,603,012.00	4.025	5798
3137F3XL3	6096	134050	FHR 4769 AH	04/30/2018	63,490,274.21	4.500	02/15/2035	60,482,148.45	6135	60,482,148.45	3.543	6074
3137F3PY4	6094	134050	FHR 4764 BT	04/30/2018	55,428,264.19	4.500	05/15/2035	52,718,750.56	6224	52,718,750.56	3.578	6163
3137BJ6P3	6058	134050	FHR 4478 PC	04/30/2018	4,440,618.96	2.000	11/15/2036	4,425,371.02	6774	4,425,371.02	1.900	6713
3136AUVL2	6070	134050	FNR 2016-93 NA	04/30/2018	181,667,067.84	3.000	01/25/2038	177,470,724.00	7210	177,470,724.00	2.703	7149
31397YSV4	6098	134050	FHR 3500 AB	04/30/2018	994,580.72	4.500	05/15/2038	943,758.94	7320	943,758.94	1.081	7259
3137BVMP8	6092	134050	FHR 4657 JA	04/30/2018	16,668,429.72	4.500	06/15/2038	15,593,223.42	7351	15,593,223.42	3.425	7290
31396QHD4	6067	134050	FNR 2009-47 MT	04/30/2018	799,181.08	7.000	06/25/2038	729,479.05	7361	729,479.05	2.565	7300
3137APUG3	6093	134050	FHR 4045 HD	04/30/2018	7,227,756.90	4.500	01/15/2039	6,810,247.17	7565	6,810,247.17	3.760	7504
31398F3S8	6055	134050	FNR 2009-88 CB	04/30/2018	2,575,522.66	4.500	04/25/2039	2,459,229.48	7665	2,459,229.48	3.662	7604
3136AG3J9	6062	134050	FNR 2013-116 YB	04/30/2018	4,719,157.51	3.000	08/25/2039	4,659,210.97	7787	4,659,210.97	2.852	7726
3137BJDB6	6056	134050	FHR 4470 MC	04/30/2018	10,809,339.34	2.000	10/15/2039	10,808,675.22	7838	10,808,675.22	1.999	7777
3137AJXR0	6091	134050	FHR 3966 VZ	04/30/2018	8,392,807.27	4.000	04/15/2040	8,102,443.29	8021	8,102,443.29	.967	7960
83712TDA6	2412	134050	MUNI-S.Carolina	06/01/2016	772,385.47	2.950	01/01/2041	775,000.00	8980	775,000.00	2.971	8221
38378BRT8	3322	134050	GNR 2012-44 A	10/01/2017	1,208,261.44	2.170	04/16/2041	1,208,261.44	8598	1,208,261.44	1.830	8326
3137BJ3Q4	6060	134050	FHR 4476 B	04/30/2018	3,579,459.75	2.500	04/15/2044	3,579,459.74	9482	3,579,459.74	2.500	9421
3137BN3B8	6071	134050	FHR 4550 TA	04/30/2018	81,189,798.17	2.000	11/15/2044	81,107,903.62	9696	81,107,903.62	1.979	9635
3136B0FF8	6077	134050	FNR 2017-102 PH	04/30/2018	91,851,364.28	4.000	09/25/2047	87,715,677.65	10740	87,715,677.65	3.555	10679
3137BSSB0	6089	134050	FHR 4632 MH	04/30/2018	36,837,352.37	4.000	08/15/2053	34,856,750.74	12891	34,856,750.74	2.587	12830



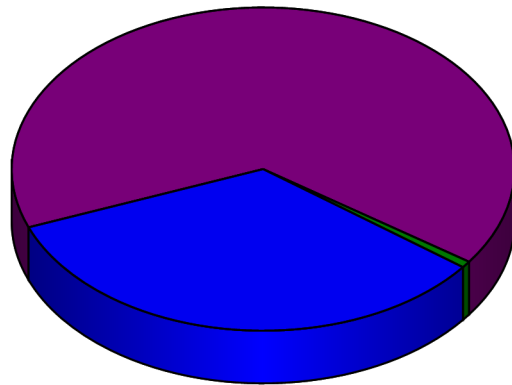
Run Date: 7/9/2018 7:17:36 AM

Investments Outstanding As Of Date: 6/30/2018

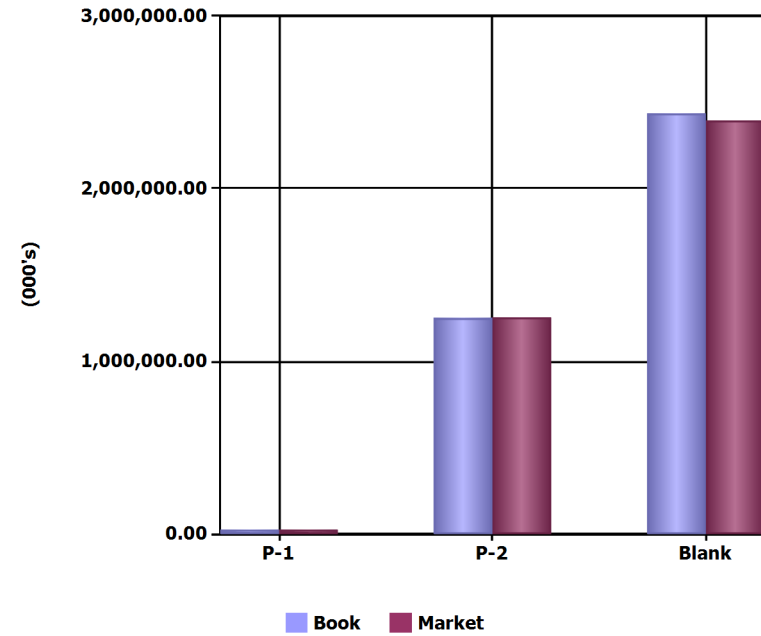
MOODY DISTRIBUTION

Moody (000's)	Par	Book	Market	MKT/Book	Yield
P-1	24,500.00	24,473.49	24,478.06	100.02 %	2.41 %
P-2	1,258,109.00	1,254,187.25	1,255,025.59	100.07 %	2.52 %
Blank	2,360,173.29	2,437,369.87	2,396,192.02	98.31 %	2.42 %
Totals (000's):	3,642,782.29	3,716,030.61	3,675,695.67	98.91 %	2.45 %

BOOK %



■ P-1 - 1% ■ Blank - 66%
■ P-2 - 34%





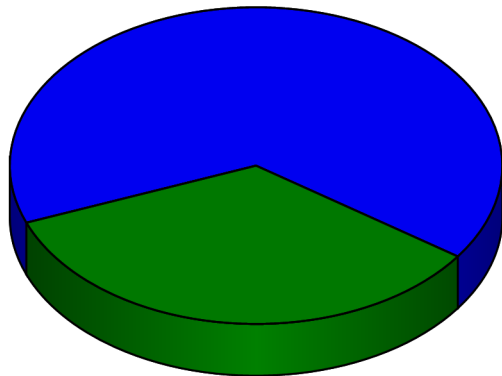
Run Date: 7/9/2018 7:17:36 AM

Investments Outstanding As Of Date: 6/30/2018

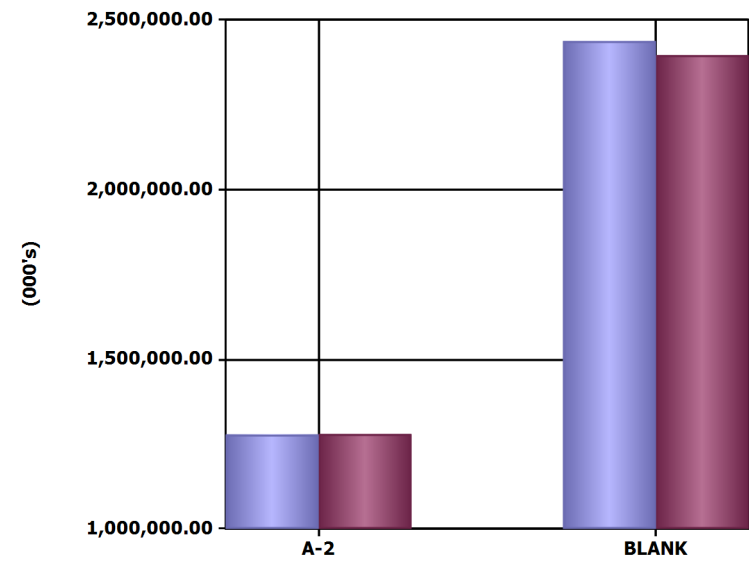
S&P DISTRIBUTION

S&P (000's)	Par	Book	Market	MKT/Book	Yield
A-2	1,282,609.00	1,278,660.74	1,279,503.65	100.07 %	2.52 %
BLANK	2,360,173.29	2,437,369.87	2,396,192.02	98.31 %	2.42 %
Totals (000's):	3,642,782.29	3,716,030.61	3,675,695.67	98.91 %	2.45 %

BOOK %



■ A-2 - 34%
■ BLANK - 66%



■ Book ■ Market

Safekeeping Inventory

Item #	Item ID	Item Type*	Safekeeping Item Description (Issuer)	Rate	Maturity	Par / Shares	Last Updated
BOE - REVOLVING FUND							
275	K3787	CI	IZARD COUNTY SD	4.950	11/1/19	23,333.32	10/19/17
290	K3792	CI	HORATIO SD #55	4.950	5/1/22	50,265.60	4/18/18
279	K3788	CI	HOWARD SD #2	4.950	11/1/18	16,106.60	10/17/17
292	K3794	CI	GUY-PERKINS SD #34	4.950	11/1/22	33,000.00	6/27/18
272	K3785	CI	HACKET SD #17	4.950	5/1/23	100,000.00	4/18/18
287	K3790	CI	HORATIO SD #55	4.950	5/1/21	52,776.00	4/18/18
291	K3793	CI	GUY-PERKINS SD #34	4.950	11/1/20	39,500.00	1/3/18
271	K3784	CI	IZARD COUNTY CONSOLIDATED SD #1	4.950	11/1/20	32,122.86	10/19/17
265	K3781	CI	MINERAL SPRINGS SD #3	4.950	11/1/21	24,800.00	10/19/17
187	K3766	CI	JONESBORO SD #1	4.950	11/1/18	14,000.00	10/17/17
180	K3764	CI	NORFORK SD #61	4.950	11/1/18	10,000.00	10/17/17
195	K3767	CI	MOUNTAINBURG SD #16	4.950	11/1/18	15,000.00	10/19/17
182	K3762	CI	OMAHA SD #6	4.950	11/1/18	4,000.00	10/17/17
289	K3791	CI	DECATUR SD #17	4.950	5/1/20	46,306.00	4/18/18
174	K3758	CI	EUREKA SPRINGS SD #21	4.950	5/1/18	0.00	4/18/18
262	K3778	CI	WESTERN YELL COUNTY SD	4.950	5/1/21	29,700.00	4/18/18
261	K3777	CI	WESTERN YELL COUNTY SD	4.950	5/1/21	22,500.00	4/18/18
285	K3789	CI	HORATIO SD #55	4.950	5/1/20	72,248.00	4/18/18
18 items for BOE - REVOLVING FUND						585,658.38	

WCC - Workmans Comp Commission

268	11605744	CD	AR MCDONALD'S SELF INSURED TRUST	1.250	6/30/17	50,382.13	8/13/12
194	10250312	CD	ARKANSAS RURAL ELECTRIC	3.560	5/21/10	100,000.00	7/31/09
227	57261076	CD	BROOKSHIRE GROCERY COMPANY	2.080	10/15/05	300,000.00	6/28/10
196	1114	CD	COLUMBIA FOREST PRODUCTS CORP	2.030	1/28/10	200,000.00	6/28/10
282	101795557	CD	ARKANSAS HOSPITAL ASSOCIATION	0.300	6/19/15	30,000.00	8/6/14
237	41356	CD	LAND O'FROST	6.000	8/27/92	100,000.00	6/28/10
281	00193718	CD	ARKANSAS HOSPITAL ASSOCIATION	0.400	6/25/15	50,000.00	8/6/14
236	20440	CD	LAND O'FROST	6.000	8/27/92	100,000.00	6/28/10
214	024555	CD	AMCA TRUCKING	6.250	4/25/96	100,000.00	6/28/10
209	14544	CD	PETERSON FARMS INC.	4.850	5/5/02	50,000.00	6/28/10
245	113806	CD	ST. BERNARDS MEDICAL CENTER	7.600	7/23/91	100,000.00	6/28/10
241	54882	CD	ARKANSAS RURAL ELECTRIC	5.500	10/28/95	100,000.00	6/28/10
240	35393	CD	ARKANSAS RURAL ELECTRIC	6.600	11/7/01	100,000.00	6/28/10
278	00192056	CD	ARKANSAS HOSPITAL ASSOCIATION	0.400	2/28/15	200,000.00	4/30/14
232	47070	CD	HARDING UNIVERSITY	6.600	2/8/96	200,000.00	6/28/10
192	1000913001	CD	ARKANSAS RURAL ELECTRIC	2.240	12/31/09	150,000.00	7/9/09
238	219976	CD	NORTH ARKANSAS MEDICAL CENTER	5.250	11/30/96	100,000.00	6/28/10

Item #	Item ID	Item Type*	Safekeeping Item Description (Issuer)	Rate	Maturity	Par / Shares	Last Updated
222	33708	CD	ARKANSAS HOSPITALITY WORKERS	5.560	12/4/07	100,000.00	6/28/10
239	1018127	CD	NORTH ARKANSAS MEDICAL CENTER	6.000	7/1/97	100,000.00	6/28/10
267	11604728	CD	AR MCDONALD'S SELF INSURED TRUST	1.250	6/20/17	201,528.51	8/13/12
205	5809	CD	SIMMONS INDUSTRIES INC.	8.250	8/17/91	100,000.00	6/28/10
288	4110970815	CD	AR MCDONALD'S SELF INSURED TRUST	0.850	2/24/18	250,000.00	6/29/16
203	991067	CD	ST. BERNARDS MEDICAL CENTER	1.790	6/17/11	100,000.00	6/28/10
228	24930	CD	BAXTER COUNTY REGIONAL HOSPITAL	7.110	6/24/91	100,000.00	6/28/10
221	6040009109	CD	ARKANSAS HOSPITALITY WORKERS	5.080	2/4/08	100,000.00	6/28/10
274	301108	CD	SIMMONS FOODS, INC.	0.400	7/17/14	300,000.00	8/7/13
276	1600024111	CD	ST. BERNARDS MEDICAL CENTER	0.550	11/18/14	100,000.00	1/31/14
234	53400	CD	JEFFERSON REGIONAL MEDICAL CENTR	7.650	6/7/91	200,000.00	6/28/10
216	40521	CD	AMCA TRUCKING	5.700	4/6/01	100,000.00	6/28/10
206	10397	CD	SIMMONS INDUSTRIES INC.	7.750	11/27/93	100,000.00	6/28/10
231	02278	CD	GILSTER-MARY LEE CORP.	7.700	6/26/91	200,000.00	6/28/10
235	140507751	CD	KLEIN TOOLS INC.	4.750	10/30/99	200,000.00	6/28/10
223	5997234	CD	ARKANSAS HOSPITALITY WORKERS	5.250	1/4/08	100,000.00	6/28/10
218	103341	CD	ARKANSAS TRUCKING ASSOCIATION	5.490	6/27/02	100,000.00	6/28/10
226	52173	CD	WHITE COUNTY MEDICAL CENTER	6.100	7/30/98	200,000.00	6/28/10
257	246082	CD	ARKANSAS SELF-INSURANCE TRUST	1.850	7/19/16	300,000.00	8/8/11
277	41315110531	CD	PAM TRANSPORT INC.	0.400	3/13/15	300,000.00	3/28/14
242	1000100001	CD	ARKANSAS RURAL ELECTRIC	4.750	3/28/07	100,000.00	6/28/10
225	873061345	CD	ARKANSAS HOSPITALITY WORKERS	5.000	1/4/08	100,000.00	6/28/10
219	873061648	CD	ARKANSAS TRUCKING ASSOCIATION	4.710	2/8/08	100,000.00	6/28/10
198	111428195	CD	BAPTIST HEALTH	1.390	8/24/10	500,000.00	9/9/09
243	2129456	CD	ARKANSAS RURAL ELECTRIC	2.450	5/15/09	100,000.00	6/28/10
207	12399	CD	SIMMONS INDUSTRIES INC.	3.250	1/3/95	100,000.00	6/28/10
191	70062968	CD	ARKANSAS RURAL ELECTRIC	1.700	6/18/10	100,000.00	7/9/09
286	111915	CD	BAXTER CO REGIONAL HOSPITAL	0.250	7/15/16	100,000.00	2/23/16
220	9510007433	CD	ARKANSAS BLUE CROSS & BLUE SHIELI	4.600	10/13/00	200,000.00	6/28/10
247	10275304	CD	ARKANSAS HOSPITAL ASSOCIATION	1.660	2/22/14	220,000.00	3/1/11
283	23065	CD	MUNI LEAGUE WORKER'S COMP TRUST	0.480	12/31/15	3,100,000.00	4/4/16
284	102586717373	CD	ATA WORKERS COMPENSATION SELF-II	1.100	1/9/20	250,000.00	3/9/15
224	1000042111	CD	ARKANSAS HOSPITALITY WORKERS	5.010	12/4/07	100,000.00	6/28/10
233	679506833	CD	HYTROL CONVEYOR CO. INC.	6.250	11/13/01	200,000.00	6/28/10
246	120587678	CD	AR TRANSIT AUTHORITY	1.830	6/20/15	250,000.00	3/1/11
217	791007	CD	ARKANSAS TRUCKING ASSOCIATION	2.280	5/3/05	100,000.00	6/28/10
215	4013329	CD	AMCA TRUCKING	5.300	4/26/97	100,000.00	6/28/10
259	6024017336	CD	ARKANSAS CHILDREN'S HOSPITAL	0.650	9/19/12	200,000.00	9/22/11
						11,201,910.64	

55 items for WCC - Workmans Comp Commission

11,201,910.64

Item #	Item ID	Item Type*	Safekeeping Item Description (Issuer)	Rate	Maturity	Par / Shares	Last Updated
					Total:	11,787,569.02	

* Legend: CI = Certificate of Indebtedness
 IB = Industrial Bond
 GM = GNMA Passthrough
 CM = Common Stock
 OTH = Other
 NA = Not Applicable