

Attachment 1 - Summary

1. Target Rate of Investment Return and Actual Rate of Investment Return
2. Liquidity Requirements and Actual Liquidity
3. Cash Flow Analysis Reports – July 2016 through December 2016
4. Checks Charged Off 20161231 – the daily report on December 31, 2016, of the amount of uncollected checks legally charged off.
5. Checks Charged Off YTD FY2017 – the report from July 1, 2016, to December 31, 2016, of the amount of uncollected checks legally charged off.
6. Demand Account Activity 20161231 – the daily report on December 31, 2016, of the amount of liquidity in the State Treasury demand accounts.
7. Demand Account Activity YTD FY2017 – the report from July 1, 2016, to December 31, 2016, of the amount of liquidity in the State Treasury demand accounts.
8. Fund Transactions by Type 20161231 – the daily report on December 31, 2016, of the summary financial transactions for the day including direct receipts, transfer receipts, disbursements by warrant redemption and disbursements by transfer.
9. Fund Transactions by Type YTD FY2017 – the report from July 1, 2016, to December 31, 2016, of the cumulative summary financial transactions for fiscal year-to-date including direct receipts, transfer receipts, disbursements by warrant redemption and disbursements by transfer.
10. Money Market Account Activity 20161231 – the daily report on December 31, 2016, of the amount of liquidity in the State Treasury money market accounts.
11. Money Market Account Activity YTD FY2017 – the report from July 1, 2016, to December 31, 2016, of the amount of liquidity in the State Treasury money market accounts.
12. Return on Investment December 2016 – the detail report from December 1, 2016, to December 31, 2016, of the State Treasury's rate of investment return.
13. Return on Investment YTD FY2017 – the detail report from July 1, 2016, to December 31, 2016, of the State Treasury's rate of investment return.
14. Safekeeping Inventory 20161231 – the report of the principal amount of securities held in trust in Safekeeping in the State Treasury.

Complying with ACT 1088, the State Board of Finance established a benchmark rate of return for the Treasury portfolio. Several factors that play a role in setting an appropriate expectation for return as investments are made within the primary mission of the Treasury in mind, to provide adequate liquidity for the State's business. Once that need is met, the available funds are invested balancing future needs with opportunities available in the marketplace.

The analysis of cash flows to more accurately assess liquidity is an ongoing process and we continue to appreciate the collective effort of all state agencies.

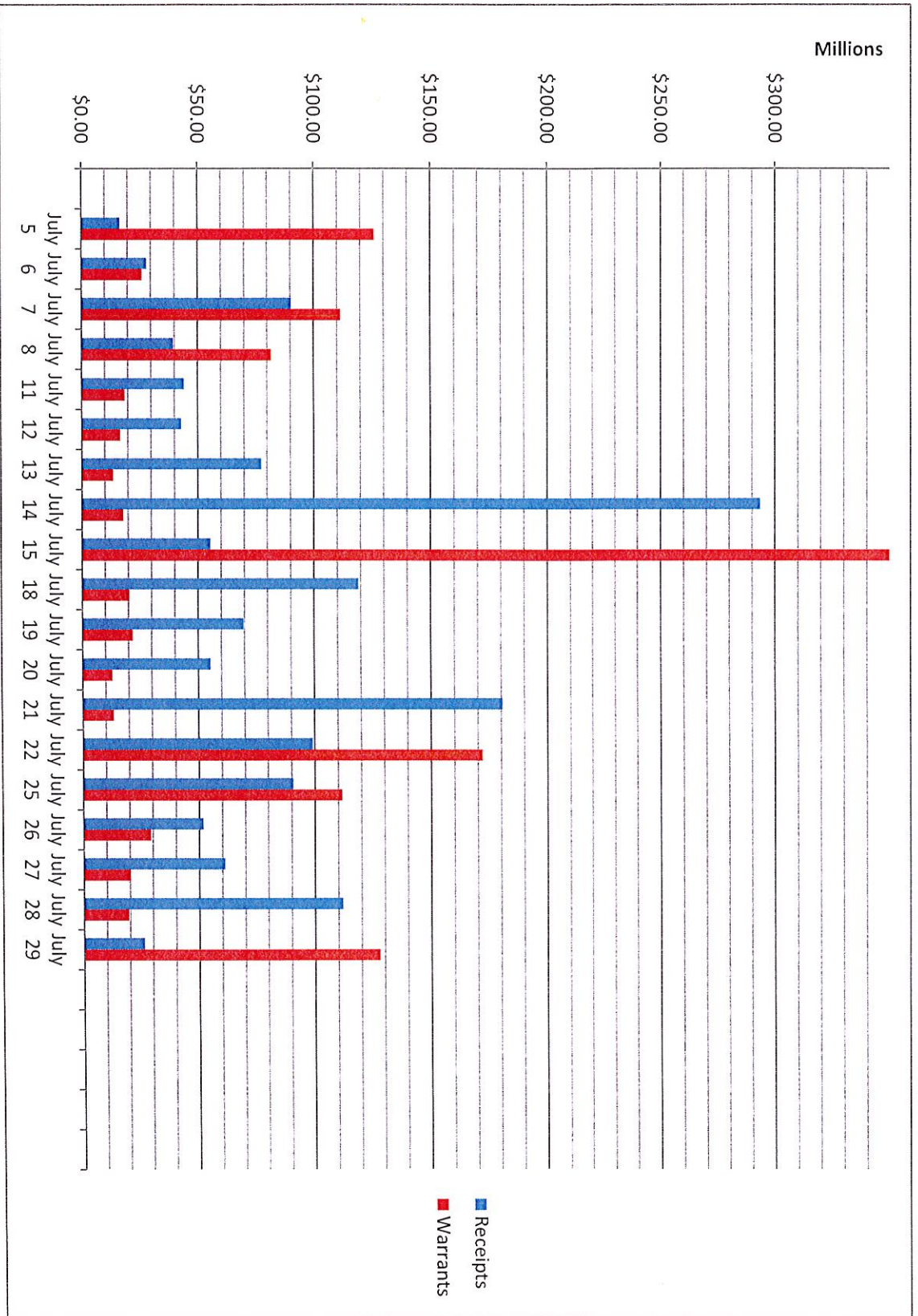
We, as the Treasury, have a fiduciary responsibility to all tax payers. Our updated investment policy remains a conservative approach to portfolio management. New management analysis software and information services have allowed the Treasury to increase overall return while the rates in the marketplace have actually declined.

Essentially, we expect continued improved performance in terms of dollars returned to the State. This being accomplished by improved management. Therefore the rate of return for as denoted by an interest rate will still best be stated as a range from 1.00% to 1.50% of investment dollars.

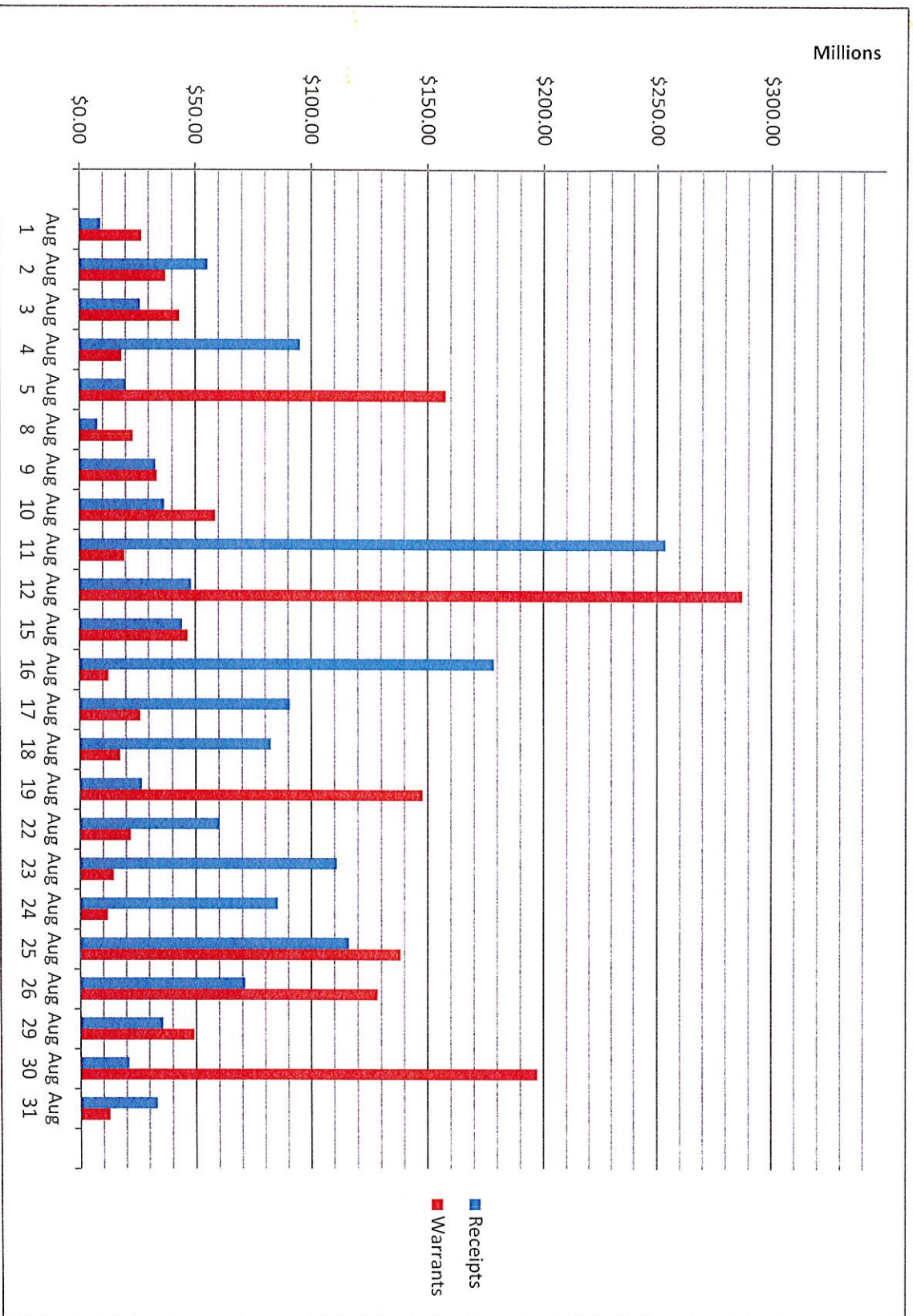
Liquidity Requirements

To appropriately address current and future liquidity requirements, we analyze daily cash flows from 2014 through 2016, make projections based on experiential data and communication with the various agencies and make short term investments so that maturities coincide with the expected warrants to be redeemed. We have moved liquid monies from low yielding money markets to commercial paper and expanded both the size and number of our bank DDA accounts. We have also negotiated higher rates of return in our liquid, collateralized DDA accounts. Not only have we generated a much higher return on these monies, we have actually succeeded in making the Treasury more liquid at the same time, moving from levels ranging from \$200 to \$600 million in money markets to approximately \$300 in collateralized or insured bank accounts and \$1 billion in highly liquid commercial paper maturing in 90 days or less.

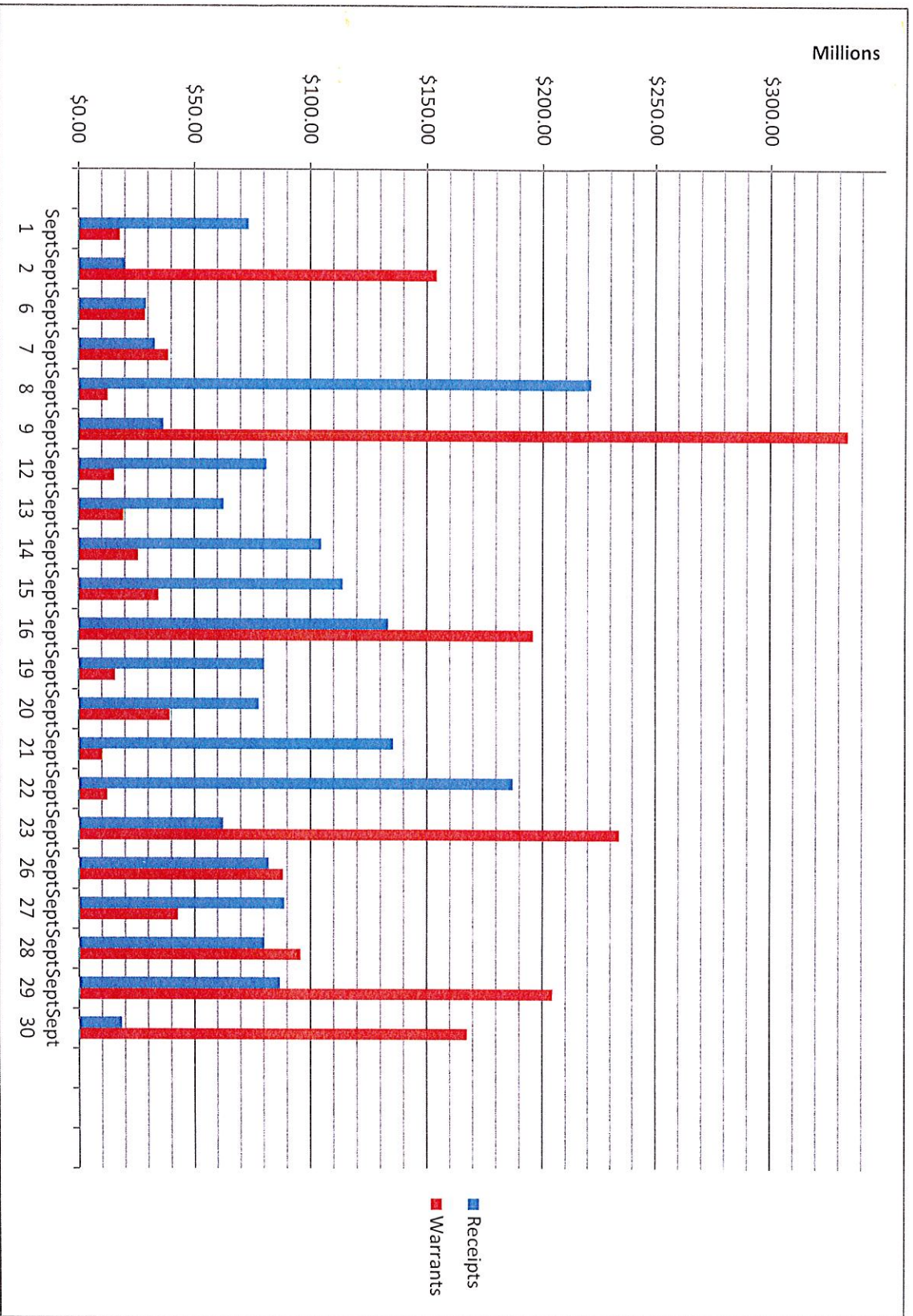
JULY 2016 DAILY CASH FLOWS



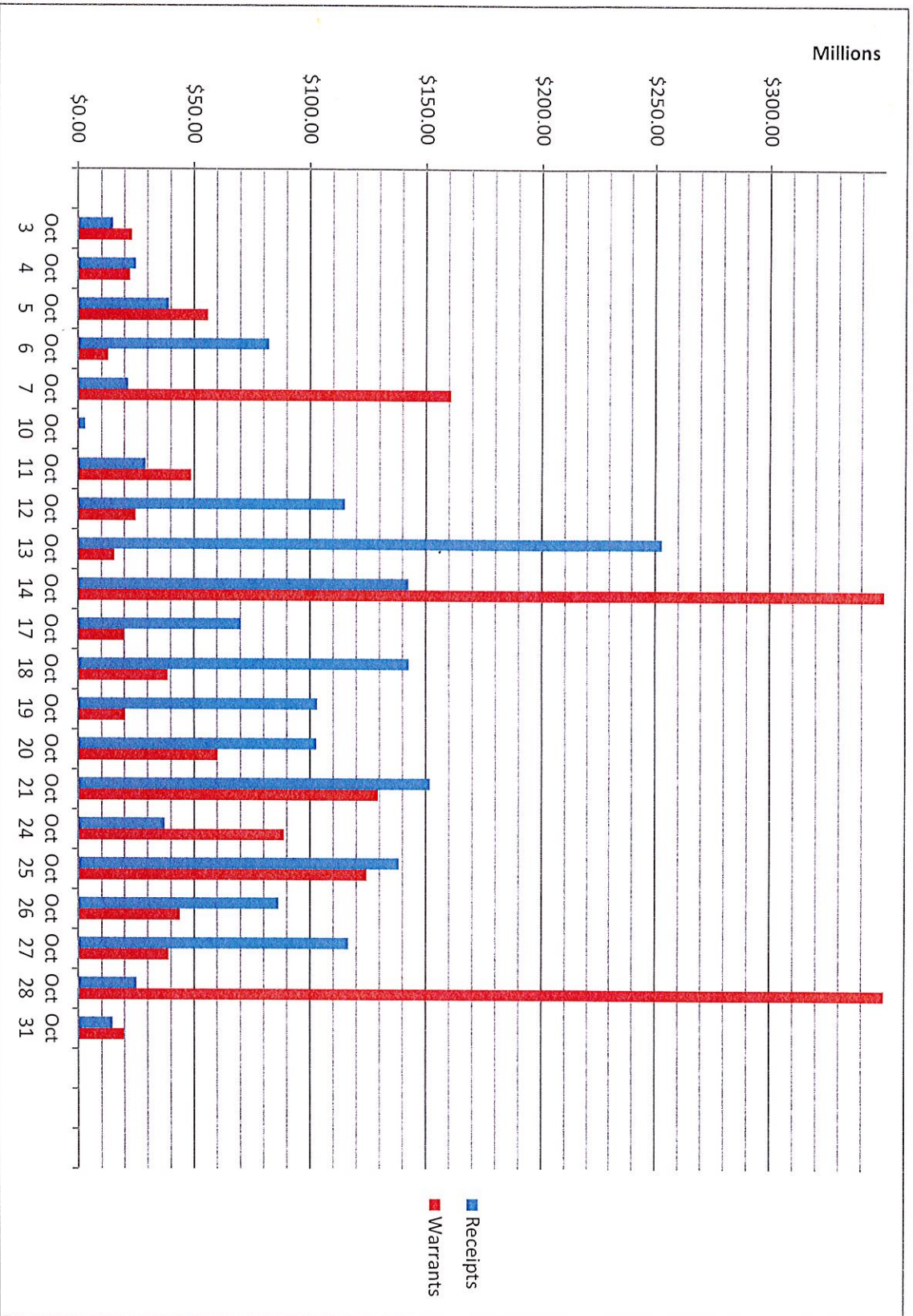
August 2016 DAILY CASH FLOWS



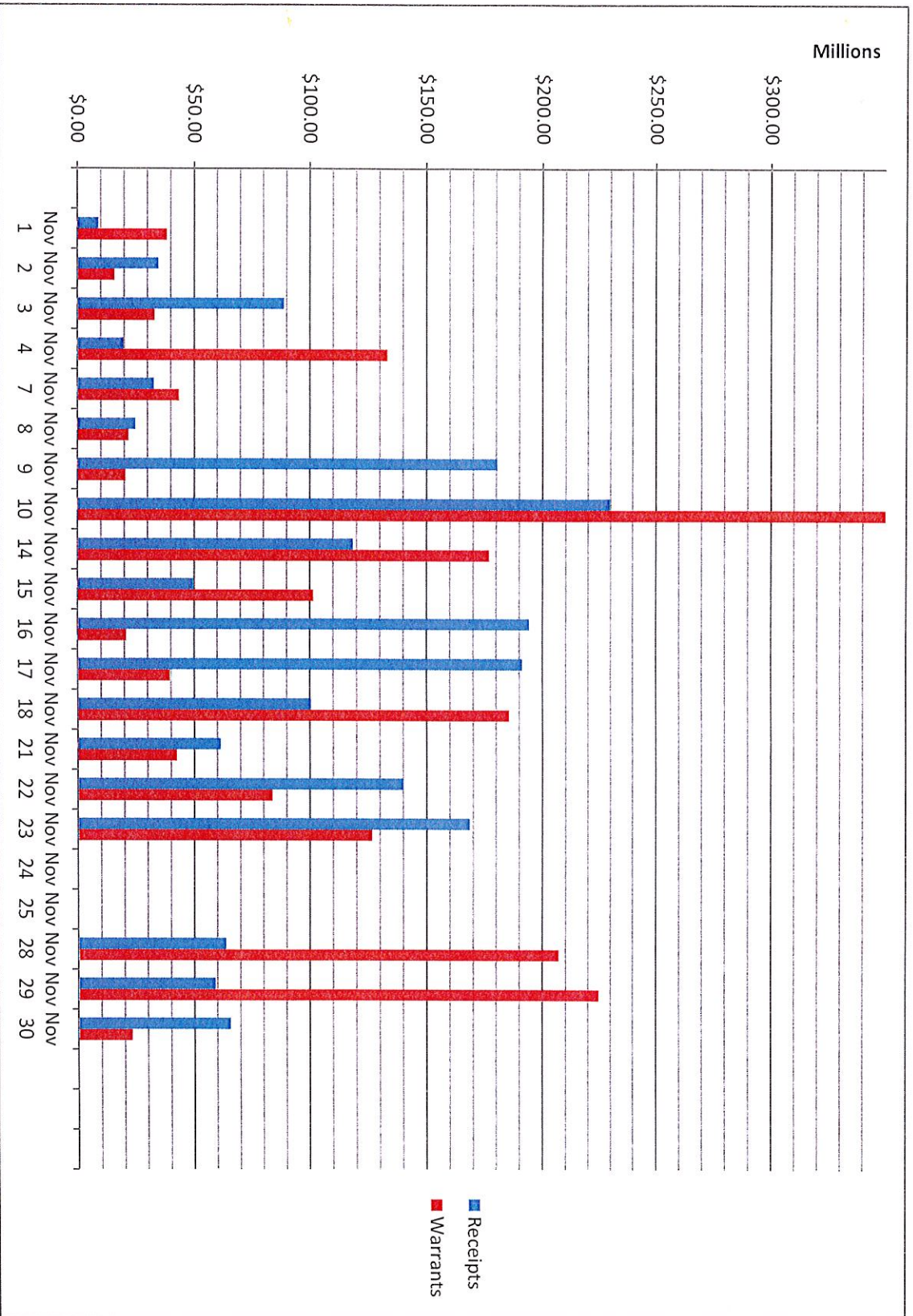
September 2016 DAILY CASH FLOWS



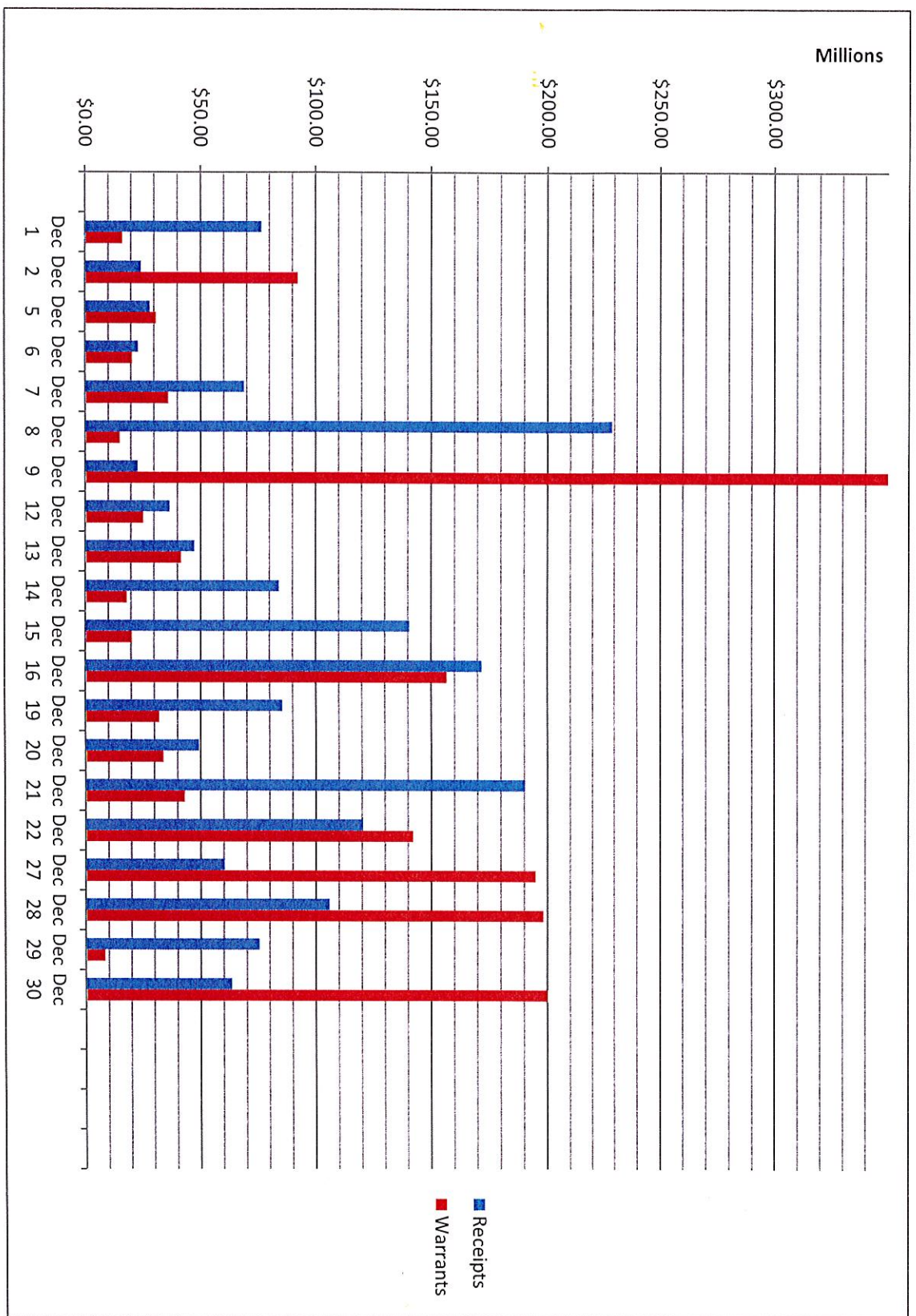
October 2016 DAILY CASH FLOWS



November 2016 DAILY CASH FLOWS



December 2016 DAILY CASH FLOWS



Run Date: 12/30/2016
Run Time: 3:20:35PM

Checks Charged Off Detail

Start Date: 12/30/2016 End Date: 12/30/2016

Page: 1
User: 0

<u>Jnl. Entry #</u>	<u>Trx. Date</u>	<u>Ref #</u>	<u>Agency</u>	<u>Fund</u>	<u>Rev Code</u>	<u>Ledger</u>	<u>Ledger Desc.</u>	<u>Description</u>	<u>Debit Amount</u>	<u>Credit Amount</u>
---------------------	------------------	--------------	---------------	-------------	-----------------	---------------	---------------------	--------------------	---------------------	----------------------

Totals for:

Count:

Grand Total

Count:

Run Date: 12/30/2016
 Run Time: 3:27:13PM

Checks Charged Off Detail

Start Date: 7/1/2016 End Date: 12/30/2016

Page: 1
 User: 0

Jnl. Entry #	Trx. Date	Ref #	Agency	Fund	Rev Code	Ledger	Ledger Desc.	Description	Debit Amount	Credit Amount
1182049	7/5/2016	REV CHG	0069	ARK0000	4099999900	120	DF&A Chargebacks			9.00
1182049	7/5/2016	REV CHG	0630	TAX0000	4040016000	999	Fund Cash Account		9.00	
Totals for: 7/5/2016							Count: 2		9.00	9.00
1184947	7/6/2016	NSF Check	0069	ARK0000	4099999900	120	DF&A Chargebacks			161,641.76
1184947	7/6/2016	NSF Check	0610	AGA0000	4010005000	999	Fund Cash Account	008006526	2,326.48	
1184947	7/6/2016	NSF Check	0610	AGA0000	4010006000	999	Fund Cash Account	008006526	11,700.00	
1184947	7/6/2016	NSF Check	0610	AGA0000	4010007000	999	Fund Cash Account	008006526	1,394.56	
1184947	7/6/2016	NSF Check	0610	AGA0000	4013009000	999	Fund Cash Account	008006526	600.00	
1184947	7/6/2016	NSF Check	0610	ARH0000	4040006000	999	Fund Cash Account	008006526	71,819.00	
1184947	7/6/2016	NSF Check	0610	AGA0000	4010001001	999	Fund Cash Account	008006526	73,701.72	
1184947	7/6/2016	NSF Check	0610	AGA0000	4010000900	999	Fund Cash Account	008006526	100.00	
1184666	7/6/2016	Various ch	0069	ARK0000	4099999900	122	Other Chargebacks			150.00
1184666	7/6/2016	Various ch	0248	NRE0001	4041012000	999	Fund Cash Account		10.00	
1184666	7/6/2016	Various ch	0248	NRE0001	4043002000	999	Fund Cash Account		50.00	
1184666	7/6/2016	Various ch	0248	NRE0002	4041028000	999	Fund Cash Account		25.00	
1184666	7/6/2016	Various ch	0610	AGA0000	4011008000	999	Fund Cash Account		15.00	
1184666	7/6/2016	Various ch	0645	BAA2000	4031019000	999	Fund Cash Account		50.00	
Totals for: 7/6/2016							Count: 14		161,791.76	161,791.76
1186572	7/8/2016	various ch	0069	ARK0000	4099999900	122	Other Chargebacks			3,532.10
1186572	7/8/2016	various ch	0710	PWD8600	4050001000	999	Fund Cash Account		3,247.10	
1186572	7/8/2016	various ch	0710	PWP2500	4047099000	999	Fund Cash Account		10.00	
1186572	7/8/2016	various ch	0960	SEF0100	4031005000	999	Fund Cash Account		15.00	
1186572	7/8/2016	various ch	0960	SMP0500	4033002000	999	Fund Cash Account		250.00	

Run Date: 12/30/2016
 Run Time: 3:27:13PM

Checks Charged Off Detail

Start Date: 7/1/2016 End Date: 12/30/2016

Page: 2
 User: 0

Jnl. Entry #	Trx. Date	Ref #	Agency	Fund	Rev Code	Ledger	Ledger Desc.	Description	Debit Amount	Credit Amount
1186572	7/8/2016	various ch	0990	MJA0100	4031005000	999	Fund Cash Account		10.00	
Totals for: 7/8/2016							Count: 6		3,532.10	3,532.10
1187057	7/11/2016	various ch	0069	ARK0000	4099999900	122	Other Chargebacks			2,733.86
1187057	7/11/2016	various ch	0080	SDG0000	4033009000	999	Fund Cash Account		25.00	
1187057	7/11/2016	various ch	0283	NPB0000	4043002000	999	Fund Cash Account		72.75	
1187057	7/11/2016	various ch	0390	TJW0100	4041028000	999	Fund Cash Account		100.00	
1187057	7/11/2016	various ch	0425	TIP0100	4041019000	999	Fund Cash Account		200.00	
1187057	7/11/2016	various ch	0400	SPS0101	4031055000	999	Fund Cash Account		126.00	
1187057	7/11/2016	various ch	0400	SPS0101	4031082000	999	Fund Cash Account		786.00	
1187057	7/11/2016	various ch	0400	SIA0101	4031082000	999	Fund Cash Account		588.00	
1187057	7/11/2016	various ch	0645	BAA2000	4031019000	999	Fund Cash Account		50.00	
1187057	7/11/2016	various ch	0645	BAA2000	4031017000	999	Fund Cash Account		25.00	
1187057	7/11/2016	various ch	0645	BAA2000	4031015000	999	Fund Cash Account		65.00	
1187057	7/11/2016	various ch	0224	NLC0000	4043002000	999	Fund Cash Account		100.00	
1187057	7/11/2016	various ch	0261	STR0000	4033031000	999	Fund Cash Account		100.00	
1187057	7/11/2016	various ch	0995	MWH0200	4046001000	999	Fund Cash Account		496.11	
1187055	7/11/2016	VARIOUS	0069	ARK0000	4099999900	122	Other Chargebacks			0.51
1187055	7/11/2016	VARIOUS	0710	PWD8600	4050001000	999	Fund Cash Account		0.51	
Totals for: 7/11/2016							Count: 16		2,734.37	2,734.37
1188003	7/13/2016	REV CHG	0069	ARK0000	4099999900	120	DF&A Chargebacks			5,800.00
1188003	7/13/2016	REV CHG	0630	AGA0000	4013006001	999	Fund Cash Account		5,800.00	
Totals for: 7/13/2016							Count: 2		5,800.00	5,800.00
1188496	7/14/2016	NSF Check	0069	ARK0000	4099999900	120	DF&A Chargebacks			75,261.08

Run Date: 12/30/2016
 Run Time: 3:27:13PM

Checks Charged Off Detail

Start Date: 7/1/2016 End Date: 12/30/2016

Page: 3
 User: 0

Jnl. Entry #	Trx. Date	Ref #	Agency	Fund	Rev Code	Ledger	Ledger Desc.	Description	Debit Amount	Credit Amount
1188496	7/14/2016	NSF Check	0610	AGA0000	4010005000	999	Fund Cash Account	008006608	3,548.10	
1188496	7/14/2016	NSF Check	0610	AGA0000	4010006000	999	Fund Cash Account	008006608	37,384.00	
1188496	7/14/2016	NSF Check	0610	AGA0000	4010001001	999	Fund Cash Account	008006608	33,512.60	
1188496	7/14/2016	NSF Check	0610	AGA0000	4010000900	999	Fund Cash Account	008006608	816.38	
Totals for: 7/14/2016							Count: 5		75,261.08	75,261.08
1188723	7/15/2016	various ch	20069	ARK0000	4099999900	122	Other Chargebacks			22,324.80
1188723	7/15/2016	various ch	20320	SAB0100	4031090000	999	Fund Cash Account		900.00	
1188723	7/15/2016	various ch	20425	TSI4500	4031026000	999	Fund Cash Account		21,359.80	
1188723	7/15/2016	various ch	20645	BAA2000	4031015000	999	Fund Cash Account		65.00	
Totals for: 7/15/2016							Count: 4		22,324.80	22,324.80
1189420	7/18/2016	various ch	20069	ARK0000	4099999900	122	Other Chargebacks			40.00
1189420	7/18/2016	various ch	20710	PWP2500	4047099000	999	Fund Cash Account		30.00	
1189420	7/18/2016	various ch	20960	SMP0100	4031075000	999	Fund Cash Account		10.00	
Totals for: 7/18/2016							Count: 3		40.00	40.00
1189512	7/19/2016	REV CHG	0069	ARK0000	4099999900	120	DF&A Chargebacks			8,250.00
1189512	7/19/2016	REV CHG	0630	AGA0000	4013006001	999	Fund Cash Account		8,250.00	
Totals for: 7/19/2016							Count: 2		8,250.00	8,250.00
1190278	7/20/2016	NSF Check	0069	ARK0000	4099999900	120	DF&A Chargebacks			29,715.30
1190278	7/20/2016	NSF Check	0610	AGA0000	4010005000	999	Fund Cash Account	008006643	6,200.91	
1190278	7/20/2016	NSF Check	0610	ARH0000	4040006000	999	Fund Cash Account	008006643	17,130.00	
1190278	7/20/2016	NSF Check	0610	AGA0000	4010001001	999	Fund Cash Account	008006643	6,173.03	
1190278	7/20/2016	NSF Check	0610	AGA0000	4010000900	999	Fund Cash Account	008006643	211.36	

Run Date: 12/30/2016
 Run Time: 3:27:13PM

Checks Charged Off Detail

Start Date: 7/1/2016 End Date: 12/30/2016

Page: 4
 User: 0

Jnl. Entry #	Trx. Date	Ref #	Agency	Fund	Rev Code	Ledger	Ledger Desc.	Description	Debit Amount	Credit Amount
1189929	7/20/2016	Various Ch0069	ARK0000	ARK0000	4099999900	122	Other Chargebacks			745.00
1189929	7/20/2016	Various Ch0610	AGA0000	AGA0000	4010012000	999	Fund Cash Account		200.00	
1189929	7/20/2016	Various Ch0645	BAA0100	BAA0100	4041028000	999	Fund Cash Account		500.00	
1189929	7/20/2016	Various Ch0645	BAA0100	BAA0100	4043003000	999	Fund Cash Account		45.00	
Totals for: 7/20/2016							Count: 9		30,460.30	30,460.30
1193033	7/26/2016	various ch20069	ARK0000	ARK0000	4099999900	122	Other Chargebacks			66.73
1193033	7/26/2016	various ch20645	BAA3000	BAA3000	4046001000	999	Fund Cash Account		66.73	
Totals for: 7/26/2016							Count: 2		66.73	66.73
1193340	7/27/2016	NSF Check0069	ARK0000	ARK0000	4099999900	120	DF&A Chargebacks			46,508.77
1193340	7/27/2016	NSF Check0610	AGA0000	AGA0000	4010005000	999	Fund Cash Account	008006680	944.33	
1193340	7/27/2016	NSF Check0610	AGA0000	AGA0000	4010006000	999	Fund Cash Account	008006680	25,292.00	
1193340	7/27/2016	NSF Check0610	AGA0000	AGA0000	4010007000	999	Fund Cash Account	008006680	1,120.28	
1193340	7/27/2016	NSF Check0610	AGA0000	AGA0000	4010001001	999	Fund Cash Account	008006680	11,839.00	
1193340	7/27/2016	NSF Check0610	AGA0000	AGA0000	4010005001	999	Fund Cash Account	008006680	1,730.00	
1193340	7/27/2016	NSF Check0610	AGA0000	AGA0000	4010000900	999	Fund Cash Account	008006680	3,958.16	
1193340	7/27/2016	NSF Check0645	BAA0100	BAA0100	4043007001	999	Fund Cash Account	008006680	1,625.00	
Totals for: 7/27/2016							Count: 8		46,508.77	46,508.77
1193875	7/28/2016	various ch20069	ARK0000	ARK0000	4099999900	122	Other Chargebacks			624.75
1193875	7/28/2016	various ch20645	BAA0100	BAA0100	4041028000	999	Fund Cash Account		50.00	
1193875	7/28/2016	various ch20645	BAA0100	BAA0100	4043003000	999	Fund Cash Account		65.00	
1193875	7/28/2016	various ch20710	PWP2500	PWP2500	4047099000	999	Fund Cash Account		10.00	
1193875	7/28/2016	various ch20800	MLS0200	MLS0200	4033027000	999	Fund Cash Account		25.00	
1193875	7/28/2016	various ch20960	SEF0100	SEF0100	4031005000	999	Fund Cash Account		2.00	

Run Date: 12/30/2016
 Run Time: 3:27:13PM

Checks Charged Off Detail

Start Date: 7/1/2016 End Date: 12/30/2016

Page: 5
 User: 0

Jnl. Entry #	Trx. Date	Ref #	Agency	Fund	Rev Code	Ledger	Ledger Desc.	Description	Debit Amount	Credit Amount
1193875	7/28/2016	various ch2	0960	SMP0100	4031075000	999	Fund Cash Account		10.00	
1193875	7/28/2016	various ch2	0385	NVA0200	4041028000	999	Fund Cash Account		300.00	
1193875	7/28/2016	various ch2	0645	BAA2000	4031019000	999	Fund Cash Account		50.00	
1193875	7/28/2016	various ch2	0645	BAA2000	4031017000	999	Fund Cash Account		25.00	
1193875	7/28/2016	various ch2	0208	NAT0000	4043002000	999	Fund Cash Account		75.00	
1193875	7/28/2016	various ch2	0960	SEF0100	4041061000	999	Fund Cash Account		12.75	
Totals for: 7/28/2016							Count: 12		624.75	624.75
1194851	8/1/2016	various ch2	0069	ARK0000	4099999900	122	Other Chargebacks			11,337.00
1194851	8/1/2016	various ch2	0610	MPH0000	4048003000	999	Fund Cash Account		11,112.00	
1194851	8/1/2016	various ch2	0930	SRS0000	4031037000	999	Fund Cash Account		225.00	
Totals for: 8/1/2016							Count: 3		11,337.00	11,337.00
1195164	8/2/2016	VARIOUS	0053	AGA0000	4011012000	999	Fund Cash Account		10.00	
1195164	8/2/2016	VARIOUS	0069	ARK0000	4099999900	122	Other Chargebacks			10.00
Totals for: 8/2/2016							Count: 2		10.00	10.00
1195627	8/3/2016	REV CHG	0069	ARK0000	4099999900	120	DF&A Chargebacks			450.00
1195627	8/3/2016	REV CHG	0630	AGA0000	4013006001	999	Fund Cash Account		450.00	
1195660	8/3/2016	VARIOUS	0069	ARK0000	4099999900	122	Other Chargebacks			500.00
1195660	8/3/2016	VARIOUS	0261	STR0000	4033031000	999	Fund Cash Account		500.00	
1195702	8/3/2016	VARIOUS	0069	ARK0000	4099999900	122	Other Chargebacks			39.75
1195702	8/3/2016	VARIOUS	0960	SEF0100	4031005000	999	Fund Cash Account		17.00	
1195702	8/3/2016	VARIOUS	0990	MJA0100	4031005000	999	Fund Cash Account		10.00	
1195702	8/3/2016	VARIOUS	0960	SEF0100	4041061000	999	Fund Cash Account		12.75	

Run Date: 12/30/2016
 Run Time: 3:27:13PM

Checks Charged Off Detail

Start Date: 7/1/2016 End Date: 12/30/2016

Page: 6
 User: 0

Jnl. Entry #	Trx. Date	Ref #	Agency	Fund	Rev Code	Ledger	Ledger Desc.	Description	Debit Amount	Credit Amount
Totals for: 8/3/2016							Count: 8		989.75	989.75
1197366	8/8/2016	VARIOUS	0069	ARK0000	4099999900	122	Other Chargebacks			47,950.97
1197366	8/8/2016	VARIOUS	0710	PWD8600	4050001000	999	Fund Cash Account		47,950.97	
Totals for: 8/8/2016							Count: 2		47,950.97	47,950.97
1198055	8/9/2016	NSF Check	0069	ARK0000	4099999900	120	DF&A Chargebacks			59,012.10
1198055	8/9/2016	NSF Check	0610	AGA0000	4010005000	999	Fund Cash Account	008006723	264.00	
1198055	8/9/2016	NSF Check	0610	AGA0000	4010007000	999	Fund Cash Account	008006723	1,700.57	
1198055	8/9/2016	NSF Check	0610	ARH0000	4040005000	999	Fund Cash Account	008006723	19,786.45	
1198055	8/9/2016	NSF Check	0610	AGA0000	4010001001	999	Fund Cash Account	008006723	37,161.08	
1198055	8/9/2016	NSF Check	0610	AGA0000	4010000900	999	Fund Cash Account	008006723	100.00	
Totals for: 8/9/2016							Count: 6		59,012.10	59,012.10
1199029	8/11/2016	various ch	0069	ARK0000	4099999900	122	Other Chargebacks			16,405.30
1199029	8/11/2016	various ch	0710	PWD8600	4050001000	999	Fund Cash Account		15,195.30	
1199029	8/11/2016	various ch	0710	PWP2500	4047099000	999	Fund Cash Account		10.00	
1199029	8/11/2016	various ch	0090	RRA0000	4041055000	999	Fund Cash Account		1,200.00	
Totals for: 8/11/2016							Count: 4		16,405.30	16,405.30
1199098	8/12/2016	Various ch	0069	ARK0000	4099999900	122	Other Chargebacks			100.00
1199098	8/12/2016	Various ch	0224	NLC0000	4043002000	999	Fund Cash Account		100.00	
1199138	8/12/2016	various ch	0069	ARK0000	4099999900	122	Other Chargebacks			100.00
1199138	8/12/2016	various ch	0390	TJW0100	4041028000	999	Fund Cash Account		100.00	
1199159	8/12/2016	various ch	0069	ARK0000	4099999900	122	Other Chargebacks			20.00
1199159	8/12/2016	various ch	0710	PWP2500	4047099000	999	Fund Cash Account		20.00	

Run Date: 12/30/2016
 Run Time: 3:27:13PM

Checks Charged Off Detail

Start Date: 7/1/2016 End Date: 12/30/2016

Page: 7
 User: 0

Jnl. Entry #	Trx. Date	Ref #	Agency	Fund	Rev Code	Ledger	Ledger Desc.	Description	Debit Amount	Credit Amount
1199188	8/12/2016	various ch2	0069	ARK0000	4099999900	122	Other Chargebacks			50.00
1199188	8/12/2016	various ch2	0261	STR0000	4033031000	999	Fund Cash Account		50.00	
1199492	8/12/2016	NSF Check	0069	ARK0000	4099999900	120	DF&A Chargebacks			46,674.84
1199492	8/12/2016	NSF Check	0610	AGA0000	4010005000	999	Fund Cash Account	008006737	1,484.09	
1199492	8/12/2016	NSF Check	0610	AGA0000	4010001001	999	Fund Cash Account	008006737	33,544.03	
1199492	8/12/2016	NSF Check	0610	AGA0000	4010000900	999	Fund Cash Account	008006737	11,646.72	
Totals for: 8/12/2016							Count: 12		46,944.84	46,944.84
1199897	8/15/2016	various ch2	0069	ARK0000	4099999900	122	Other Chargebacks			350.00
1199897	8/15/2016	various ch2	0995	SMH0100	4031074000	999	Fund Cash Account		350.00	
Totals for: 8/15/2016							Count: 2		350.00	350.00
1202614	8/19/2016	various ch2	0069	ARK0000	4099999900	122	Other Chargebacks			85.00
1202614	8/19/2016	various ch2	0645	BAA0100	4031068000	999	Fund Cash Account		35.00	
1202614	8/19/2016	various ch2	0710	PWP2000	4047099000	999	Fund Cash Account		20.00	
1202614	8/19/2016	various ch2	0710	PWP2500	4047099000	999	Fund Cash Account		30.00	
Totals for: 8/19/2016							Count: 4		85.00	85.00
1202975	8/22/2016	NSF Check	0069	ARK0000	4099999900	120	DF&A Chargebacks			16,847.18
1202975	8/22/2016	NSF Check	0610	AGA0000	4010005000	999	Fund Cash Account	008006762	3,161.82	
1202975	8/22/2016	NSF Check	0610	AGA0000	4010006000	999	Fund Cash Account	008006762	1,160.00	
1202975	8/22/2016	NSF Check	0610	AGA0000	4010007000	999	Fund Cash Account	008006762	3,585.40	
1202975	8/22/2016	NSF Check	0610	AGA0000	4010001001	999	Fund Cash Account	008006762	8,539.96	
1202975	8/22/2016	NSF Check	0610	AGA0000	4010000900	999	Fund Cash Account	008006762	400.00	
1202977	8/22/2016	various ch2	0069	ARK0000	4099999900	122	Other Chargebacks			25.00
1202977	8/22/2016	various ch2	0800	MLS0100	4031012000	999	Fund Cash Account		25.00	

Run Date: 12/30/2016
 Run Time: 3:27:13PM

Checks Charged Off Detail

Start Date: 7/1/2016 End Date: 12/30/2016

Page: 8
 User: 0

Jnl. Entry #	Trx. Date	Ref #	Agency	Fund	Rev Code	Ledger	Ledger Desc.	Description	Debit Amount	Credit Amount
1203082	8/22/2016	VARIOUS	0069	ARK0000	4099999900	122	Other Chargebacks			200.00
1203082	8/22/2016	VARIOUS	0930	TPE0000	4301004000	999	Fund Cash Account		200.00	
Totals for: 8/22/2016							Count: 10		17,072.18	17,072.18
1204018	8/25/2016	various ch2	0069	ARK0000	4099999900	122	Other Chargebacks			25.00
1204018	8/25/2016	various ch2	0645	BAA0100	4043003000	999	Fund Cash Account		25.00	
Totals for: 8/25/2016							Count: 2		25.00	25.00
1204890	8/26/2016	VARIOUS	0069	ARK0000	4099999900	122	Other Chargebacks			139.75
1204890	8/26/2016	VARIOUS	0960	SEF0100	4031005000	999	Fund Cash Account		17.00	
1204890	8/26/2016	VARIOUS	0960	SMP0100	4031062000	999	Fund Cash Account		100.00	
1204890	8/26/2016	VARIOUS	0990	MJA0100	4031005000	999	Fund Cash Account		10.00	
1204890	8/26/2016	VARIOUS	0960	SEF0100	4041061000	999	Fund Cash Account		12.75	
Totals for: 8/26/2016							Count: 5		139.75	139.75
1205046	8/29/2016	REV CHAF	0069	ARK0000	4099999900	120	DF&A Chargebacks			12.60
1205046	8/29/2016	REV CHAF	0630	TAX0000	4040016000	999	Fund Cash Account		12.60	
1205334	8/29/2016	VARIOUS	0069	ARK0000	4099999900	122	Other Chargebacks			10.00
1205334	8/29/2016	VARIOUS	0710	PWP2500	4047099000	999	Fund Cash Account		10.00	
1205393	8/29/2016	var charge	0069	ARK0000	4099999900	122	Other Chargebacks		200.00	
1205393	8/29/2016	var charge	0930	TPE0000	4301004000	999	Fund Cash Account			200.00
1205427	8/29/2016	various ch2	0069	ARK0000	4099999900	122	Other Chargebacks			200.00
1205427	8/29/2016	various ch2	0930	TPE0000	4031004000	999	Fund Cash Account		200.00	
Totals for: 8/29/2016							Count: 8		422.60	422.60
1205700	8/30/2016	NSF Check	0069	ARK0000	4099999900	120	DF&A Chargebacks			9,130.38

Run Date: 12/30/2016
 Run Time: 3:27:13PM

Checks Charged Off Detail

Start Date: 7/1/2016 End Date: 12/30/2016

Page: 9
 User: 0

Jnl. Entry #	Trx. Date	Ref #	Agency	Fund	Rev Code	Ledger	Ledger Desc.	Description	Debit Amount	Credit Amount
1205700	8/30/2016	NSF Check0610	0610	AGA0000	4010005000	999	Fund Cash Account	008006785	2,697.63	
1205700	8/30/2016	NSF Check0610	0610	AGA0000	4010006000	999	Fund Cash Account	008006785	2,740.00	
1205700	8/30/2016	NSF Check0610	0610	AGA0000	4010007000	999	Fund Cash Account	008006785	1,353.39	
1205700	8/30/2016	NSF Check0610	0610	AGA0000	4010001001	999	Fund Cash Account	008006785	2,089.36	
1205700	8/30/2016	NSF Check0610	0610	AGA0000	4010000900	999	Fund Cash Account	008006785	250.00	
1205727	8/30/2016	VARIOUS 0069	0069	ARK0000	4099999900	122	Other Chargebacks			466.67
1205727	8/30/2016	VARIOUS 0930	0930	MEE0000	4042002000	999	Fund Cash Account		46.67	
1205727	8/30/2016	VARIOUS 0930	0930	THS0000	4042002000	999	Fund Cash Account		420.00	
1205809	8/30/2016	various ch20069	0069	ARK0000	4099999900	122	Other Chargebacks			275.00
1205809	8/30/2016	various ch20610	0610	AGA0000	4013002000	999	Fund Cash Account		275.00	
Totals for: 8/30/2016							Count: 11		9,872.05	9,872.05
1208472	9/7/2016	various ch20069	0069	ARK0000	4099999900	122	Other Chargebacks			512.12
1208472	9/7/2016	various ch20645	0645	BAA0100	4041028000	999	Fund Cash Account		212.12	
1208472	9/7/2016	various ch20645	0645	BAA2000	4042002000	999	Fund Cash Account		250.00	
1208472	9/7/2016	various ch20645	0645	BAA2000	4031019000	999	Fund Cash Account		50.00	
Totals for: 9/7/2016							Count: 4		512.12	512.12
1209381	9/8/2016	NSF Check0069	0069	ARK0000	4099999900	120	DF&A Chargebacks			28,003.66
1209381	9/8/2016	NSF Check0610	0610	AGA0000	4010005000	999	Fund Cash Account	008006816	226.07	
1209381	9/8/2016	NSF Check0610	0610	AGA0000	4010007000	999	Fund Cash Account	008006816	1,280.75	
1209381	9/8/2016	NSF Check0610	0610	AGA0000	4010001001	999	Fund Cash Account	008006816	25,636.65	
1209381	9/8/2016	NSF Check0610	0610	AGA0000	4010000900	999	Fund Cash Account	008006816	860.19	
Totals for: 9/8/2016							Count: 5		28,003.66	28,003.66
1209568	9/9/2016	various ch20069	0069	ARK0000	4099999900	122	Other Chargebacks			100.00

Run Date: 12/30/2016
 Run Time: 3:27:13PM

Checks Charged Off Detail

Start Date: 7/1/2016 End Date: 12/30/2016

Page: 10
 User: 0

Jnl. Entry #	Trx. Date	Ref #	Agency	Fund	Rev Code	Ledger	Ledger Desc.	Description	Debit Amount	Credit Amount
1209568	9/9/2016	various ch2	0610	AGA0000	4012009000	999	Fund Cash Account		100.00	
Totals for: 9/9/2016							Count: 2		100.00	100.00
1210029	9/12/2016	various ch2	0069	ARK0000	4099999900	122	Other Chargebacks			10.00
1210029	9/12/2016	various ch2	0710	PWP2500	4047099000	999	Fund Cash Account		10.00	
1210322	9/12/2016	various ch2	0069	ARK0000	4099999900	122	Other Chargebacks			14.75
1210322	9/12/2016	various ch2	0960	SEF0100	4031005000	999	Fund Cash Account		2.00	
1210322	9/12/2016	various ch2	0960	SEF0100	4041061000	999	Fund Cash Account		12.75	
Totals for: 9/12/2016							Count: 5		24.75	24.75
1210663	9/13/2016	REV CHG	0069	ARK0000	4099999900	120	DF&A Chargebacks			950.00
1210663	9/13/2016	REV CHG	0630	TAX0000	4040016000	999	Fund Cash Account		100.00	
1210663	9/13/2016	REV CHG	0630	AGA0000	4013006001	999	Fund Cash Account		850.00	
1210700	9/13/2016	VARIOUS	0069	ARK0000	4099999900	122	Other Chargebacks			25.00
1210700	9/13/2016	VARIOUS	0224	NLC0000	4043002000	999	Fund Cash Account		25.00	
Totals for: 9/13/2016							Count: 5		975.00	975.00
1210822	9/14/2016	various ch2	0069	ARK0000	4099999900	122	Other Chargebacks			25.00
1210822	9/14/2016	various ch2	0800	MLS0200	4033027000	999	Fund Cash Account		25.00	
1210829	9/14/2016	various ch2	0069	ARK0000	4099999900	122	Other Chargebacks			100.00
1210829	9/14/2016	various ch2	0277	SBN0100	4033027000	999	Fund Cash Account		100.00	
1211066	9/14/2016	NSF Check	0069	ARK0000	4099999900	120	DF&A Chargebacks			18,730.64
1211066	9/14/2016	NSF Check	0610	AGA0000	4010005000	999	Fund Cash Account	008006825	787.64	
1211066	9/14/2016	NSF Check	0610	AGA0000	4010001001	999	Fund Cash Account	008006825	12,853.00	
1211066	9/14/2016	NSF Check	0610	AGA0000	4010000900	999	Fund Cash Account	008006825	5,090.00	

Run Date: 12/30/2016
 Run Time: 3:27:13PM

Checks Charged Off Detail

Start Date: 7/1/2016 End Date: 12/30/2016

Page: 11
 User: 0

Jnl. Entry #	Trx. Date	Ref #	Agency	Fund	Rev Code	Ledger	Ledger Desc.	Description	Debit Amount	Credit Amount
Totals for: 9/14/2016							Count: 8		18,855.64	18,855.64
1213897	9/20/2016	REV CHAF0069	ARK0000	4099999900	120	DF&A Chargebacks				100.00
1213897	9/20/2016	REV CHAF0630	TAX0000	4040016000	999	Fund Cash Account			100.00	
Totals for: 9/20/2016							Count: 2		100.00	100.00
1214427	9/21/2016	NSF Check0069	ARK0000	4099999900	120	DF&A Chargebacks				16,654.11
1214427	9/21/2016	NSF Check0610	AGA0000	4010005000	999	Fund Cash Account	008006837		2,340.31	
1214427	9/21/2016	NSF Check0610	AGA0000	4010006000	999	Fund Cash Account	008006837		2,869.00	
1214427	9/21/2016	NSF Check0610	AGA0000	4010007000	999	Fund Cash Account	008006837		748.92	
1214427	9/21/2016	NSF Check0610	AGA0000	4010001001	999	Fund Cash Account	008006837		10,470.88	
1214427	9/21/2016	NSF Check0610	AGA0000	4010000900	999	Fund Cash Account	008006837		225.00	
1214500	9/21/2016	VARIOUS 0069	ARK0000	4099999900	122	Other Chargebacks				2,012.15
1214500	9/21/2016	VARIOUS 0263	MFP0100	4042002000	999	Fund Cash Account			1,322.15	
1214500	9/21/2016	VARIOUS 0263	MFP0100	4043002000	999	Fund Cash Account			180.00	
1214500	9/21/2016	VARIOUS 0645	BAA0100	4031068000	999	Fund Cash Account			35.00	
1214500	9/21/2016	VARIOUS 0645	BAA0100	4043003000	999	Fund Cash Account			65.00	
1214500	9/21/2016	VARIOUS 0710	PWP2500	4047099000	999	Fund Cash Account			50.00	
1214500	9/21/2016	VARIOUS 0645	BAA2000	4031016000	999	Fund Cash Account			20.00	
1214500	9/21/2016	VARIOUS 0263	MFP0100	4043001000	999	Fund Cash Account			75.00	
1214500	9/21/2016	VARIOUS 0204	NDA0000	1100001002	999	Fund Cash Account			265.00	
Totals for: 9/21/2016							Count: 15		18,666.26	18,666.26
1214779	9/22/2016	var chgbac0069	ARK0000	4099999900	122	Other Chargebacks			265.00	
1214779	9/22/2016	var chgbac0204	NDA0000	1100001002	999	Fund Cash Account				265.00
1214782	9/22/2016	var chgbac0069	ARK0000	4099999900	122	Other Chargebacks				265.00

Run Date: 12/30/2016
 Run Time: 3:27:13PM

Checks Charged Off Detail

Start Date: 7/1/2016 End Date: 12/30/2016

Page: 12
 User: 0

Jnl. Entry #	Trx. Date	Ref #	Agency	Fund	Rev Code	Ledger	Ledger Desc.	Description	Debit Amount	Credit Amount
1214782	9/22/2016	var chgbac0204		NDA0000	4043002000	999	Fund Cash Account		265.00	
Totals for: 9/22/2016							Count: 4		530.00	530.00
1215348	9/23/2016	Various Ch0069		ARK0000	4099999900	122	Other Chargebacks			211.73
1215348	9/23/2016	Various Ch0425		TUW0100	6990003000	999	Fund Cash Account		211.73	
Totals for: 9/23/2016							Count: 2		211.73	211.73
1216036	9/27/2016	Various Ch0069		ARK0000	4099999900	122	Other Chargebacks			37.88
1216036	9/27/2016	Various Ch0425		TUW0100	6990003000	999	Fund Cash Account		37.88	
Totals for: 9/27/2016							Count: 2		37.88	37.88
1216489	9/28/2016	NSF Check0069		ARK0000	4099999900	120	DF&A Chargebacks			77,000.91
1216489	9/28/2016	NSF Check0610		AGA0000	4010005000	999	Fund Cash Account	008006852	6,165.52	
1216489	9/28/2016	NSF Check0610		AGA0000	4010006000	999	Fund Cash Account	008006852	35,799.00	
1216489	9/28/2016	NSF Check0610		AGA0000	4010007000	999	Fund Cash Account	008006852	2,555.23	
1216489	9/28/2016	NSF Check0610		ARH0000	4040005000	999	Fund Cash Account	008006852	51.00	
1216489	9/28/2016	NSF Check0610		ARH0000	4040006000	999	Fund Cash Account	008006852	2,100.00	
1216489	9/28/2016	NSF Check0610		AGA0000	4010001001	999	Fund Cash Account	008006852	16,974.77	
1216489	9/28/2016	NSF Check0400		SDF0101	4020014000	999	Fund Cash Account	008006852	13,066.00	
1216489	9/28/2016	NSF Check0610		AGA0000	4010000900	999	Fund Cash Account	008006852	260.89	
1216489	9/28/2016	NSF Check0930		TTG0100	4021009001	999	Fund Cash Account	008006852	28.50	
1216497	9/28/2016	Various Ch0069		ARK0000	4099999900	122	Other Chargebacks			10.00
1216497	9/28/2016	Various Ch0710		PWP2500	4047099000	999	Fund Cash Account		10.00	
1216586	9/28/2016	Various Ch0069		ARK0000	4099999900	122	Other Chargebacks			10.00
1216586	9/28/2016	Various Ch0248		NRE0001	4041012000	999	Fund Cash Account		10.00	

Run Date: 12/30/2016
 Run Time: 3:27:13PM

Checks Charged Off Detail

Start Date: 7/1/2016 End Date: 12/30/2016

Page: 13
 User: 0

Jnl. Entry #	Trx. Date	Ref #	Agency	Fund	Rev Code	Ledger	Ledger Desc.	Description	Debit Amount	Credit Amount
Totals for: 9/28/2016							Count: 14		77,020.91	77,020.91
1219197	10/4/2016	Various Ch0069	ARK0000	4099999900	122	Other Chargebacks				195.00
1219197	10/4/2016	Various Ch0212	NBE0000	4041007000	999	Fund Cash Account			75.00	
1219197	10/4/2016	Various Ch0645	BAA2000	4031019000	999	Fund Cash Account			100.00	
1219197	10/4/2016	Various Ch0645	BAA2000	4031016000	999	Fund Cash Account			20.00	
Totals for: 10/4/2016							Count: 4		195.00	195.00
1219486	10/5/2016	NSF Check0069	ARK0000	4099999900	120	DF&A Chargebacks				59,854.21
1219486	10/5/2016	NSF Check0610	AGA0000	4010005000	999	Fund Cash Account	008006872		10,570.66	
1219486	10/5/2016	NSF Check0610	AGA0000	4010006000	999	Fund Cash Account	008006872		66.00	
1219486	10/5/2016	NSF Check0610	AGA0000	4010001001	999	Fund Cash Account	008006872		47,592.26	
1219486	10/5/2016	NSF Check0610	AGA0000	4010000900	999	Fund Cash Account	008006872		1,625.29	
Totals for: 10/5/2016							Count: 5		59,854.21	59,854.21
1221371	10/12/2016	NSF Check0069	ARK0000	4099999900	120	DF&A Chargebacks				67,918.17
1221371	10/12/2016	NSF Check0610	AGA0000	4010005000	999	Fund Cash Account	008006883		577.25	
1221371	10/12/2016	NSF Check0610	AGA0000	4010006000	999	Fund Cash Account	008006883		42,500.00	
1221371	10/12/2016	NSF Check0610	AGA0000	4010007000	999	Fund Cash Account	008006883		5,256.24	
1221371	10/12/2016	NSF Check0610	AGA0000	4010001001	999	Fund Cash Account	008006883		19,284.68	
1221371	10/12/2016	NSF Check0610	AGA0000	4010000900	999	Fund Cash Account	008006883		300.00	
Totals for: 10/12/2016							Count: 6		67,918.17	67,918.17
1224001	10/18/2016	REV CHG 0069	ARK0000	4099999900	120	DF&A Chargebacks				38.86
1224001	10/18/2016	REV CHG 0630	TAX0000	4040016000	999	Fund Cash Account			38.86	

Run Date: 12/30/2016
 Run Time: 3:27:13PM

Checks Charged Off Detail

Start Date: 7/1/2016 End Date: 12/30/2016

Page: 14
 User: 0

Jnl. Entry #	Trx. Date	Ref #	Agency	Fund	Rev Code	Ledger	Ledger Desc.	Description	Debit Amount	Credit Amount
Totals for: 10/18/2016							Count: 2		38.86	38.86
1224459	10/19/2016	NSF Check0069	ARK0000	4099999900	120	DF&A Chargebacks				10,817.33
1224459	10/19/2016	NSF Check0610	AGA0000	4010005000	999	Fund Cash Account	008006892		3,863.59	
1224459	10/19/2016	NSF Check0610	AGA0000	4010007000	999	Fund Cash Account	008006892		966.95	
1224459	10/19/2016	NSF Check0610	AGA0000	4010001001	999	Fund Cash Account	008006892		5,342.00	
1224459	10/19/2016	NSF Check0610	AGA0000	4010000900	999	Fund Cash Account	008006892		644.79	
1224538	10/19/2016	various ch20069	ARK0000	4099999900	122	Other Chargebacks				112.75
1224538	10/19/2016	various ch20283	NPB0000	4043002000	999	Fund Cash Account			112.75	
Totals for: 10/19/2016							Count: 7		10,930.08	10,930.08
1225514	10/21/2016	VARIOUS 0069	ARK0000	4099999900	122	Other Chargebacks				755.00
1225514	10/21/2016	VARIOUS 0645	BAA0100	4031068000	999	Fund Cash Account			140.00	
1225514	10/21/2016	VARIOUS 0645	BAA2000	4031061000	999	Fund Cash Account			50.00	
1225514	10/21/2016	VARIOUS 0645	BAA2000	4031019000	999	Fund Cash Account			400.00	
1225514	10/21/2016	VARIOUS 0645	BAA2000	4031017000	999	Fund Cash Account			100.00	
1225514	10/21/2016	VARIOUS 0645	MAB0200	4043002000	999	Fund Cash Account			65.00	
1225536	10/21/2016	VARIOUS 0069	ARK0000	4099999900	122	Other Chargebacks				126.00
1225536	10/21/2016	VARIOUS 0080	SDG0000	4033009000	999	Fund Cash Account			126.00	
Totals for: 10/21/2016							Count: 8		881.00	881.00
1226454	10/25/2016	VARIOUS 0069	ARK0000	4099999900	122	Other Chargebacks				1,124.25
1226454	10/25/2016	VARIOUS 0710	PWP2000	4047099000	999	Fund Cash Account			10.00	
1226454	10/25/2016	VARIOUS 0710	PWP2500	4047099000	999	Fund Cash Account			60.00	
1226454	10/25/2016	VARIOUS 0960	SEF0100	4031005000	999	Fund Cash Account			65.00	
1226454	10/25/2016	VARIOUS 0960	SMP0100	4031062000	999	Fund Cash Account			200.00	

Run Date: 12/30/2016
 Run Time: 3:27:13PM

Checks Charged Off Detail

Start Date: 7/1/2016 End Date: 12/30/2016

Page: 15
 User: 0

Jnl. Entry #	Trx. Date	Ref #	Agency	Fund	Rev Code	Ledger	Ledger Desc.	Description	Debit Amount	Credit Amount
1226454	10/25/2016	VARIOUS	0960	SMP0500	4033002000	999	Fund Cash Account		250.00	
1226454	10/25/2016	VARIOUS	0960	SMP0600	4033021000	999	Fund Cash Account		450.00	
1226454	10/25/2016	VARIOUS	0990	MJA0100	4031005000	999	Fund Cash Account		40.00	
1226454	10/25/2016	VARIOUS	0960	SEF0100	4041061000	999	Fund Cash Account		49.25	
Totals for: 10/25/2016							Count: 9		1,124.25	1,124.25
1226749	10/26/2016	NSF Check	0069	ARK0000	4099999900	120	DF&A Chargebacks			11,360.70
1226749	10/26/2016	NSF Check	0610	AGA0000	4010005000	999	Fund Cash Account	008006905	3,571.34	
1226749	10/26/2016	NSF Check	0610	AGA0000	4010007000	999	Fund Cash Account	008006905	588.11	
1226749	10/26/2016	NSF Check	0610	AGA0000	4010001001	999	Fund Cash Account	008006905	7,065.25	
1226749	10/26/2016	NSF Check	0610	AGA0000	4010000900	999	Fund Cash Account	008006905	136.00	
1226487	10/26/2016	various ch	20069	ARK0000	4099999900	122	Other Chargebacks			140.00
1226487	10/26/2016	various ch	20292	NSA0000	4041002000	999	Fund Cash Account		140.00	
Totals for: 10/26/2016							Count: 7		11,500.70	11,500.70
1228752	10/28/2016	various ch	20069	ARK0000	4099999900	122	Other Chargebacks			3,948.55
1228752	10/28/2016	various ch	20283	NPB0000	4043002000	999	Fund Cash Account		72.75	
1228752	10/28/2016	various ch	20324	HSC3702	4041048000	999	Fund Cash Account		1,520.00	
1228752	10/28/2016	various ch	20390	TJW0100	4041028000	999	Fund Cash Account		50.00	
1228752	10/28/2016	various ch	20430	SIL0100	4031010000	999	Fund Cash Account		450.00	
1228752	10/28/2016	various ch	20430	SIL0100	4031046000	999	Fund Cash Account		70.00	
1228752	10/28/2016	various ch	20430	SIL0100	4031047000	999	Fund Cash Account		25.00	
1228752	10/28/2016	various ch	20610	MPH0000	4048003000	999	Fund Cash Account		130.80	
1228752	10/28/2016	various ch	20710	PWP2500	4047099000	999	Fund Cash Account		10.00	
1228752	10/28/2016	various ch	20645	BAA2000	4031019000	999	Fund Cash Account		50.00	

Run Date: 12/30/2016
 Run Time: 3:27:13PM

Checks Charged Off Detail

Start Date: 7/1/2016 End Date: 12/30/2016

Page: 16
 User: 0

Jnl. Entry #	Trx. Date	Ref #	Agency	Fund	Rev Code	Ledger	Ledger Desc.	Description	Debit Amount	Credit Amount
1228752	10/28/2016	various ch2	0620	MCD0100	4041012000	999	Fund Cash Account		456.00	
1228752	10/28/2016	various ch2	0211	SBL0000	4032110000	999	Fund Cash Account		304.00	
1228752	10/28/2016	various ch2	0211	MBB0200	4032110000	999	Fund Cash Account		760.00	
1228752	10/28/2016	various ch2	0261	STR0000	4033031000	999	Fund Cash Account		50.00	
Totals for: 10/28/2016							Count: 14		3,948.55	3,948.55
1230024	11/1/2016	VARIOUS	0069	ARK0000	4099999900	122	Other Chargebacks			2,227.00
1230024	11/1/2016	VARIOUS	0645	BAA0100	4031068000	999	Fund Cash Account		35.00	
1230024	11/1/2016	VARIOUS	0800	MLS0100	4031012000	999	Fund Cash Account		25.00	
1230024	11/1/2016	VARIOUS	0800	MLS0300	4031007000	999	Fund Cash Account		150.00	
1230024	11/1/2016	VARIOUS	0930	SRS0000	4031037000	999	Fund Cash Account		1,000.00	
1230024	11/1/2016	VARIOUS	0930	TPET500	4031002000	999	Fund Cash Account		1,000.00	
1230024	11/1/2016	VARIOUS	0800	MLS0100	4030006000	999	Fund Cash Account		17.00	
Totals for: 11/1/2016							Count: 7		2,227.00	2,227.00
1230041	11/2/2016	VARIOUS	0069	ARK0000	4099999900	122	Other Chargebacks		17.00	
1230041	11/2/2016	VARIOUS	0800	MLS0100	4030006000	999	Fund Cash Account			17.00
1230043	11/2/2016	VARIOUS	0069	ARK0000	4099999900	122	Other Chargebacks			17.00
1230043	11/2/2016	VARIOUS	0800	MLS0100	4033006000	999	Fund Cash Account		17.00	
Totals for: 11/2/2016							Count: 4		34.00	34.00
1230735	11/3/2016	various ch2	0069	ARK0000	4099999900	122	Other Chargebacks			3,175.00
1230735	11/3/2016	various ch2	0080	SDG0000	4033009000	999	Fund Cash Account		50.00	
1230735	11/3/2016	various ch2	0324	HSC3702	4041048000	999	Fund Cash Account		1,400.00	
1230735	11/3/2016	various ch2	0425	TSI4500	4031026000	999	Fund Cash Account		210.00	
1230735	11/3/2016	various ch2	0645	BAA0100	4031068000	999	Fund Cash Account		35.00	

Run Date: 12/30/2016
 Run Time: 3:27:13PM

Checks Charged Off Detail

Start Date: 7/1/2016 End Date: 12/30/2016

Page: 17
 User: 0

Jnl. Entry #	Trx. Date	Ref #	Agency	Fund	Rev Code	Ledger	Ledger Desc.	Description	Debit Amount	Credit Amount
1230735	11/3/2016	various ch2	0645	BAA0100	4043003000	999	Fund Cash Account		45.00	
1230735	11/3/2016	various ch2	0710	PWP2500	4047099000	999	Fund Cash Account		10.00	
1230735	11/3/2016	various ch2	0800	MLS0200	4033027000	999	Fund Cash Account		25.00	
1230735	11/3/2016	various ch2	0620	MCD0100	4041012000	999	Fund Cash Account		420.00	
1230735	11/3/2016	various ch2	0211	SBL0000	4032110000	999	Fund Cash Account		280.00	
1230735	11/3/2016	various ch2	0211	MBB0200	4032110000	999	Fund Cash Account		700.00	
Totals for: 11/3/2016							Count: 11		3,175.00	3,175.00
1232443	11/9/2016	NSF Check	0069	ARK0000	4099999900	120	DF&A Chargebacks			161,886.48
1232443	11/9/2016	NSF Check	0610	AGA0000	4010005000	999	Fund Cash Account	008006921	127,481.29	
1232443	11/9/2016	NSF Check	0610	AGA0000	4010006000	999	Fund Cash Account	008006921	8,600.00	
1232443	11/9/2016	NSF Check	0610	AGA0000	4010007000	999	Fund Cash Account	008006921	2,007.95	
1232443	11/9/2016	NSF Check	0610	AGA0000	4010001001	999	Fund Cash Account	008006921	23,311.67	
1232443	11/9/2016	NSF Check	0090	RRA0000	4020040001	999	Fund Cash Account	008006921	59.00	
1232443	11/9/2016	NSF Check	0610	AGA0000	4010000900	999	Fund Cash Account	008006921	426.57	
Totals for: 11/9/2016							Count: 7		161,886.48	161,886.48
1232621	11/10/2016	various ch2	0069	ARK0000	4099999900	122	Other Chargebacks			318.00
1232621	11/10/2016	various ch2	0090	RRA0000	4033014000	999	Fund Cash Account		68.00	
1232621	11/10/2016	various ch2	0279	SDB0100	4033027000	999	Fund Cash Account		250.00	
Totals for: 11/10/2016							Count: 3		318.00	318.00
1235643	11/17/2016	NSF Check	0069	ARK0000	4099999900	120	DF&A Chargebacks			46,621.50
1235643	11/17/2016	NSF Check	0610	AGA0000	4010005000	999	Fund Cash Account	008006931	25,684.99	
1235643	11/17/2016	NSF Check	0610	AGA0000	4010006000	999	Fund Cash Account	008006931	2,000.00	
1235643	11/17/2016	NSF Check	0610	AGA0000	4010007000	999	Fund Cash Account	008006931	2,118.60	

Run Date: 12/30/2016
 Run Time: 3:27:13PM

Checks Charged Off Detail

Start Date: 7/1/2016 End Date: 12/30/2016

Page: 18
 User: 0

Jnl. Entry #	Trx. Date	Ref #	Agency	Fund	Rev Code	Ledger	Ledger Desc.	Description	Debit Amount	Credit Amount
1235643	11/17/2016	NSF Check	0610	AGA0000	4010001001	999	Fund Cash Account	008006931	16,667.91	
1235643	11/17/2016	NSF Check	0610	AGA0000	4010000900	999	Fund Cash Account	008006931	150.00	
Totals for: 11/17/2016							Count: 6		46,621.50	46,621.50
1236652	11/21/2016	REV CHG	0069	ARK0000	4099999900	120	DF&A Chargebacks			17.00
1236652	11/21/2016	REV CHG	0630	RRA0000	4020011000	999	Fund Cash Account		17.00	
Totals for: 11/21/2016							Count: 2		17.00	17.00
1237071	11/22/2016	VARIOUS	0069	ARK0000	4099999900	122	Other Chargebacks			23,188.56
1237071	11/22/2016	VARIOUS	0710	PWD8600	4050001000	999	Fund Cash Account		23,158.56	
1237071	11/22/2016	VARIOUS	0710	PWP2500	4047099000	999	Fund Cash Account		30.00	
Totals for: 11/22/2016							Count: 3		23,188.56	23,188.56
1237484	11/23/2016	NSF Check	0069	ARK0000	4099999900	120	DF&A Chargebacks			19,788.82
1237484	11/23/2016	NSF Check	0610	AGA0000	4010005000	999	Fund Cash Account	008006945	3,075.66	
1237484	11/23/2016	NSF Check	0610	AGA0000	4010006000	999	Fund Cash Account	008006945	5,000.00	
1237484	11/23/2016	NSF Check	0610	AGA0000	4010001001	999	Fund Cash Account	008006945	11,713.16	
Totals for: 11/23/2016							Count: 4		19,788.82	19,788.82
1239288	11/29/2016	various cha	0069	ARK0000	4099999900	122	Other Chargebacks			1,507.21
1239288	11/29/2016	various cha	0080	SDG0000	4033009000	999	Fund Cash Account		10.50	
1239288	11/29/2016	various cha	0248	NRE0001	4041002000	999	Fund Cash Account		500.00	
1239288	11/29/2016	various cha	0390	TJW0100	4041028000	999	Fund Cash Account		50.00	
1239288	11/29/2016	various cha	0960	SEF0100	4031005000	999	Fund Cash Account		17.00	
1239288	11/29/2016	various cha	0960	SEF0100	4047099000	999	Fund Cash Account		2.75	
1239288	11/29/2016	various cha	0960	SMP0100	4031062000	999	Fund Cash Account		100.00	

Run Date: 12/30/2016
 Run Time: 3:27:13PM

Checks Charged Off Detail

Start Date: 7/1/2016 End Date: 12/30/2016

Page: 19
 User: 0

Jnl. Entry #	Trx. Date	Ref #	Agency	Fund	Rev Code	Ledger	Ledger Desc.	Description	Debit Amount	Credit Amount
1239288	11/29/2016	various ch2	0990	MJA0100	4031005000	999	Fund Cash Account		10.00	
1239288	11/29/2016	various ch2	0645	BAA0100	4041009000	999	Fund Cash Account		125.00	
1239288	11/29/2016	various ch2	0645	BAA2000	4031018000	999	Fund Cash Account		150.00	
1239288	11/29/2016	various ch2	0960	SEF0100	4041061000	999	Fund Cash Account		10.00	
1239288	11/29/2016	various ch2	0995	FKA1511	4050003000	999	Fund Cash Account		491.96	
1239288	11/29/2016	various ch2	0298	SXV0100	4041002000	999	Fund Cash Account		40.00	
Totals for: 11/29/2016							Count: 13		1,507.21	1,507.21
1239616	11/30/2016	NSF Check	0069	ARK0000	4099999900	120	DF&A Chargebacks			13,534.79
1239616	11/30/2016	NSF Check	0610	AGA0000	4010005000	999	Fund Cash Account	008006949	7,368.40	
1239616	11/30/2016	NSF Check	0610	AGA0000	4010007000	999	Fund Cash Account	008006949	1,781.80	
1239616	11/30/2016	NSF Check	0610	AGA0000	4010001001	999	Fund Cash Account	008006949	3,871.52	
1239616	11/30/2016	NSF Check	0610	AGA0000	4010000900	999	Fund Cash Account	008006949	513.07	
Totals for: 11/30/2016							Count: 5		13,534.79	13,534.79
1241888	12/7/2016	NSF Check	0069	ARK0000	4099999900	120	DF&A Chargebacks			45,601.21
1241888	12/7/2016	NSF Check	0610	AGA0000	4010005000	999	Fund Cash Account	008006958	1,770.35	
1241888	12/7/2016	NSF Check	0610	AGA0000	4010007000	999	Fund Cash Account	008006958	2,776.13	
1241888	12/7/2016	NSF Check	0610	ARH0000	4040005000	999	Fund Cash Account	008006958	73.00	
1241888	12/7/2016	NSF Check	0610	AGA0000	4010001001	999	Fund Cash Account	008006958	40,932.33	
1241888	12/7/2016	NSF Check	0930	TTG0100	4021009001	999	Fund Cash Account	008006958	49.40	
Totals for: 12/7/2016							Count: 6		45,601.21	45,601.21
1244460	12/13/2016	various ch2	0069	ARK0000	4099999900	122	Other Chargebacks			100.00
1244460	12/13/2016	various ch2	0228	NEC0000	4046001000	999	Fund Cash Account		5.00	
1244460	12/13/2016	various ch2	0710	PWP2500	4047099000	999	Fund Cash Account		10.00	

Run Date: 12/30/2016
 Run Time: 3:27:13PM

Checks Charged Off Detail

Start Date: 7/1/2016 End Date: 12/30/2016

Page: 20
 User: 0

Jnl. Entry #	Trx. Date	Ref #	Agency	Fund	Rev Code	Ledger	Ledger Desc.	Description	Debit Amount	Credit Amount
1244460	12/13/2016	various ch	0800	MLS0200	4033027000	999	Fund Cash Account		85.00	
1244545	12/13/2016	various ch	0069	ARK0000	4099999900	122	Other Chargebacks			10.00
1244545	12/13/2016	various ch	0400	SDP0101	4033026000	999	Fund Cash Account		10.00	
Totals for: 12/13/2016							Count: 6		110.00	110.00
1244858	12/14/2016	NSF Check	0069	ARK0000	4099999900	120	DF&A Chargebacks			27,242.93
1244858	12/14/2016	NSF Check	0610	AGA0000	4010005000	999	Fund Cash Account	008006964	4,525.08	
1244858	12/14/2016	NSF Check	0610	AGA0000	4010007000	999	Fund Cash Account	008006964	876.50	
1244858	12/14/2016	NSF Check	0610	AGA0000	4010001001	999	Fund Cash Account	008006964	21,534.21	
1244858	12/14/2016	NSF Check	0610	AGA0000	4010000900	999	Fund Cash Account	008006964	307.14	
Totals for: 12/14/2016							Count: 5		27,242.93	27,242.93
1246537	12/19/2016	various ch	0069	ARK0000	4099999900	122	Other Chargebacks			150.50
1246537	12/19/2016	various ch	0080	SDG0000	4033009000	999	Fund Cash Account		80.50	
1246537	12/19/2016	various ch	0283	NPB0000	4043002000	999	Fund Cash Account		70.00	
Totals for: 12/19/2016							Count: 3		150.50	150.50
1247365	12/21/2016	NSF Check	0069	ARK0000	4099999900	120	DF&A Chargebacks			32,133.55
1247365	12/21/2016	NSF Check	0610	AGA0000	4010005000	999	Fund Cash Account	008006977	1,034.56	
1247365	12/21/2016	NSF Check	0610	AGA0000	4010006000	999	Fund Cash Account	008006977	600.00	
1247365	12/21/2016	NSF Check	0610	AGA0000	4010007000	999	Fund Cash Account	008006977	19,760.78	
1247365	12/21/2016	NSF Check	0610	AGA0000	4010001001	999	Fund Cash Account	008006977	9,888.21	
1247365	12/21/2016	NSF Check	0610	AGA0000	4010000900	999	Fund Cash Account	008006977	850.00	
Totals for: 12/21/2016							Count: 6		32,133.55	32,133.55
1249223	12/27/2016	VARIOUS	0069	ARK0000	4099999900	122	Other Chargebacks			4,654.13

Run Date: 12/30/2016
 Run Time: 3:27:13PM

Checks Charged Off Detail

Start Date: 7/1/2016 End Date: 12/30/2016

Page: 21
 User: 0

Jnl. Entry #	Trx. Date	Ref #	Agency	Fund	Rev Code	Ledger	Ledger Desc.	Description	Debit Amount	Credit Amount
1249223	12/27/2016	VARIOUS	0390	TJW0100	4041028000	999	Fund Cash Account		100.00	
1249223	12/27/2016	VARIOUS	0645	BAA0100	4041028000	999	Fund Cash Account		65.00	
1249223	12/27/2016	VARIOUS	0710	PWP2500	4047099000	999	Fund Cash Account		10.00	
1249223	12/27/2016	VARIOUS	0930	TPE0000	4031002000	999	Fund Cash Account		200.00	
1249223	12/27/2016	VARIOUS	0995	SMH0100	4031074000	999	Fund Cash Account		300.00	
1249223	12/27/2016	VARIOUS	0224	NLC0000	4043002000	999	Fund Cash Account		75.00	
1249223	12/27/2016	VARIOUS	0292	NSA0000	4041002000	999	Fund Cash Account		140.00	
1249223	12/27/2016	VARIOUS	0645	MAB0200	4041025000	999	Fund Cash Account		1,534.13	
1249223	12/27/2016	VARIOUS	0645	MAB0200	4041031000	999	Fund Cash Account		500.00	
1249223	12/27/2016	VARIOUS	0645	MAB0200	4043001000	999	Fund Cash Account		50.00	
1249223	12/27/2016	VARIOUS	0645	MAB0200	4043002000	999	Fund Cash Account		805.00	
1249223	12/27/2016	VARIOUS	0645	MAB0200	4041012000	999	Fund Cash Account		100.00	
1249223	12/27/2016	VARIOUS	0258	NTT0000	4043001000	999	Fund Cash Account		25.00	
1249223	12/27/2016	VARIOUS	0258	NTT0000	4043002000	999	Fund Cash Account		750.00	
Totals for: 12/27/2016							Count: 15		4,654.13	4,654.13
1249569	12/28/2016	NSF Check	0069	ARK0000	4099999900	120	DF&A Chargebacks			7,030.68
1249569	12/28/2016	NSF Check	0610	AGA0000	4010005000	999	Fund Cash Account	008006987	551.53	
1249569	12/28/2016	NSF Check	0610	AGA0000	4010006000	999	Fund Cash Account	008006987	3,325.00	
1249569	12/28/2016	NSF Check	0610	AGA0000	4010007000	999	Fund Cash Account	008006987	815.44	
1249569	12/28/2016	NSF Check	0610	AGA0000	4010001001	999	Fund Cash Account	008006987	1,963.71	
1249569	12/28/2016	NSF Check	0610	AGA0000	4010000900	999	Fund Cash Account	008006987	375.00	
1249656	12/28/2016	various ch	0069	ARK0000	4099999900	122	Other Chargebacks			1,343.00
1249656	12/28/2016	various ch	0080	SDG0000	4033009000	999	Fund Cash Account		10.00	
1249656	12/28/2016	various ch	0090	RRA0000	4047099000	999	Fund Cash Account		1,333.00	

Run Date: 12/30/2016
 Run Time: 3:27:13PM

Checks Charged Off Detail

Start Date: 7/1/2016 End Date: 12/30/2016

Page: 22
 User: 0

Jnl. Entry #	Trx. Date	Ref #	Agency	Fund	Rev Code	Ledger	Ledger Desc.	Description	Debit Amount	Credit Amount
Totals for: 12/28/2016							Count: 9		8,373.68	8,373.68
1249697	12/29/2016	various ch20069	ARK0000	4099999900	122	Other Chargebacks				435.00
1249697	12/29/2016	various ch20800	MLS0100	4031012000	999	Fund Cash Account		75.00		
1249697	12/29/2016	various ch20800	MLS0100	4031012000	999	Fund Cash Account		100.00		
1249697	12/29/2016	various ch20800	MLS0300	4031032000	999	Fund Cash Account		60.00		
1249697	12/29/2016	various ch20800	MLS0300	4041031000	999	Fund Cash Account		200.00		
1249946	12/29/2016	various ch20069	ARK0000	4099999900	122	Other Chargebacks				4,030.00
1249946	12/29/2016	various ch20385	NVA0000	4044003000	999	Fund Cash Account		4,030.00		
Totals for: 12/29/2016							Count: 7		4,465.00	4,465.00
Grand Total							Count: 416		1,264,478.33	1,264,478.33

Run Date: 12/30/2016
 Run Time: 3:28:08PM

Demand Account Activity

Start Date: 12/30/2016 End Date: 12/30/2016

Page: 1
 User: 0

Jnl. Entry	Ref #	Trx. Date	Ledger	Debit Amount	Credit Amount	
<u>230 - Regions Bank</u>						
1250548	1715047	12/30/2016	230	394,354.41		
1250549	1715048	12/30/2016	230	270,079.71		
1250550	1715049	12/30/2016	230	122,086.17		
1250429	1714980	12/30/2016	230	111,884.61		
1250536	172701213	12/30/2016	230		1,000,000.00	
Totals for: 230 - Regions Bank				Count: 5	898,404.90	1,000,000.00
<u>260 - Bank of the Ozarks</u>						
1250553	172701215	12/30/2016	260	67,000,000.00		
1250536	172701213	12/30/2016	260	1,000,000.00		
Totals for: 260 - Bank of the Ozarks				Count: 2	68,000,000.00	0.00
<u>270 - Bank Of America</u>						
1250463	173001204	12/30/2016	270	208,000,000.00		
1250470	172701206	12/30/2016	270	19,000,000.00		
1250477	172701209	12/30/2016	270	15,031,947.00		
1250426	1714977	12/30/2016	270	12,412,899.86		
1250531	1715034	12/30/2016	270	10,107,337.55		
1250499	172701201AIRS EF	12/30/2016	270	3,288,097.49		
1250533	1715035	12/30/2016	270	1,642,810.92		
1250525	1715030	12/30/2016	270	1,141,017.68		
1250423	1714974	12/30/2016	270	264,649.59		
1250534	1715036	12/30/2016	270	176,795.19		
1250544	1715043	12/30/2016	270	111,421.36		
1250527	1715031	12/30/2016	270	88,197.37		
1250519	1715029	12/30/2016	270	79,494.54		
1250508	1715027	12/30/2016	270	74,662.96		
1250501	172701202CC AIRS	12/30/2016	270	72,610.47		
1250545	1715044	12/30/2016	270	50,090.26		
1250546	1715045	12/30/2016	270	47,258.13		
1250427	1714978	12/30/2016	270	24,749.58		
1250428	1714979	12/30/2016	270	20,880.00		
1250424	1714975	12/30/2016	270	16,160.33		
1250509	1715051	12/30/2016	270	12,903.09		
1250111	1714973	12/30/2016	270	11,000.00		
1250456	1715004	12/30/2016	270	7,955.00		
1250535	1715037	12/30/2016	270	5,890.00		
1250551	1715052	12/30/2016	270	4,934.00		
1250459	1715006	12/30/2016	270	2,435.00		
1250543	1715042	12/30/2016	270	2,138.59		
1250552	1715053	12/30/2016	270	1,168.00		
1250438	1714988	12/30/2016	270	948.52		
1250537	1715038	12/30/2016	270	820.00		
1250457	1715005	12/30/2016	270	650.00		
1250435	1714986	12/30/2016	270	631.13		
1250503	172701203IFTA CC	12/30/2016	270	519.13		
1250460	1715007	12/30/2016	270	460.00		
1250446	1714994	12/30/2016	270	450.00		
1250439	1714989	12/30/2016	270	348.56		
1250447	1714995	12/30/2016	270	341.60		
1250436	1714987	12/30/2016	270	330.07		
1250434	1714985	12/30/2016	270	300.00		
1250465	1715011	12/30/2016	270	239.02		
1250529	1715032	12/30/2016	270	219.73		

Run Date: 12/30/2016
 Run Time: 3:28:08PM

Demand Account Activity

Start Date: 12/30/2016 End Date: 12/30/2016

Page: 2
 User: 0

Jnl. Entry	Ref #	Trx. Date	Ledger	Debit Amount	Credit Amount	
1250432	1714984	12/30/2016	270	141.86		
1250547	1715046	12/30/2016	270	57.12		
1250425	1714976	12/30/2016	270	55.00		
1250448	1714996	12/30/2016	270	54.00		
1250530	1715033	12/30/2016	270	45.13		
1250449	1714997	12/30/2016	270	35.70		
1250461	1715008	12/30/2016	270	22.80		
1250462	1715009	12/30/2016	270	22.80		
1250442	1714990	12/30/2016	270	22.44		
1250443	1714991	12/30/2016	270	20.08		
1250444	1714992	12/30/2016	270	19.13		
1250445	1714993	12/30/2016	270	18.90		
1250464	1715010	12/30/2016	270	14.40		
1250454	8006990 EFT REV 1	12/30/2016	270		2,917.04	
1250476	172701208	12/30/2016	270		17,297,747.00	
1250478	172701210	12/30/2016	270		12,412,899.86	
1250511	172701212	12/30/2016	270		176,259,891.28	
1250553	172701215	12/30/2016	270		67,000,000.00	
Totals for:	270 - Bank Of America		Count:	59	271,706,291.08	272,973,455.18

Run Date: 12/30/2016
 Run Time: 3:28:08PM

Demand Account Activity

Start Date: 12/30/2016 End Date: 12/30/2016

Page: 3
 User: 0

Jnl. Entry	Ref #	Trx. Date	Ledger	Debit Amount	Credit Amount		
<u>300 - Simmons Pine Bluff</u>							
1250491	173001206	CHECK2	12/30/2016	300	18,222,497.79		
1250485	173001203		12/30/2016	300	4,404,858.31		
1250492	173001207	SRO AIR	12/30/2016	300	3,515,219.41		
1250488	173001204	SRO AIR	12/30/2016	300	22,007.70		
1250493	173001208	OTHER /	12/30/2016	300	13,837.08		
1250490	173001205	CASH OI	12/30/2016	300	8,889.67		
1250480	173001201		12/30/2016	300	4,768.12		
1250497	173001210	CHECK2	12/30/2016	300	4,456.91		
1250494	173001209	CASH OI	12/30/2016	300	2,360.18		
1250481	173001202		12/30/2016	300	294.00		
1250470	172701206		12/30/2016	300	19,000,000.00		
1250472	173001211		12/30/2016	300	1,148.03		
Totals for: 300 - Simmons Pine Bluff				Count:	12	26,199,189.17	19,001,148.03

Run Date: 12/30/2016
 Run Time: 3:28:08PM

Demand Account Activity

Start Date: 12/30/2016 End Date: 12/30/2016

Page: 4
 User: 0

Jnl. Entry	Ref #	Trx. Date	Ledger	Debit Amount	Credit Amount	
<u>399 - Investment Clearing Account</u>						
1250468	172701205	12/30/2016	399	207,918,493.95		
1250450	1715001	12/30/2016	399	81,506.05		
1250463	173001204	12/30/2016	399		208,000,000.00	
Totals for: 399 - Investment Clearing Account				Count: 3	208,000,000.00	208,000,000.00
Grand Total				Count: 81	574,803,885.15	500,974,603.21

Run Date: 12/30/2016
 Run Time: 3:29:09PM

Demand Account Activity

Start Date: 7/1/2016 End Date: 12/30/2016

Page: 1
 User: 0

Jnl. Entry	Ref #	Trx. Date	Ledger	Debit Amount	Credit Amount	
225 - US Bank						
1184599	162250701	7/5/2016	225	125,000.00		
1185083	162250701	7/7/2016	225		127,400.00	
1187513	1700601	7/12/2016	225	3.32		
1198984	1703386	8/11/2016	225	3.49		
1211195	VAULT CASH 9-15-	9/15/2016	225	72,000.00		
1212762	162250901	9/16/2016	225		71,750.00	
1216083	1707235	9/27/2016	225	3.36		
1228001	1709825	10/27/2016	225	2.15		
1233667	1711006	11/10/2016	225	1.23		
1238715	162251101	11/28/2016	225	232,000.00		
1239754	T11301603	11/30/2016	225		231,025.00	
1249208	1714712	12/27/2016	225	1.41		
Totals for: 225 - US Bank			Count:	12	429,014.96	430,175.00
230 - Regions Bank						
1184652	1700052	7/5/2016	230	108,603.81		
1184637	1700051	7/5/2016	230	35,752.39		
1184614	1700028	7/5/2016	230	17,794.38		
1185044	1700132	7/6/2016	230	60,334.00		
1184664	1700057	7/6/2016	230	47,332.90		
1185025	1700126	7/6/2016	230	25,660.97		
1185024	1700125	7/6/2016	230	6,069.00		
1185023	1700124	7/6/2016	230	382.93		
1185022	1700123	7/6/2016	230	210.97		
1185445	1700245	7/7/2016	230	312,480.00		
1185446	1700246	7/7/2016	230	147,933.96		
1185430	1700244	7/7/2016	230	113,936.08		
1185449	1700243	7/7/2016	230	769.42		
1185447	1700242	7/7/2016	230	410.40		
1185371	1700241	7/7/2016	230	358.89		
1186571	1700369	7/8/2016	230	140,027.30		
1186530	1700329	7/8/2016	230	137,613.32		
1186570	1700368	7/8/2016	230	66,753.80		
1186569	1700367	7/8/2016	230	66,738.03		
1186531	1700330	7/8/2016	230	19,912.84		
1186573	1700370	7/8/2016	230	3,963.02		
1186663	162300701	7/8/2016	230		1,000,000.00	
1187094	1700544	7/11/2016	230	14,438,980.00		
1186672	1700445	7/11/2016	230	72,472.85		
1186983	1700520	7/11/2016	230	67,366.12		
1187063	1700521	7/11/2016	230	12,600.00		
1186984	1700446	7/11/2016	230	10,171.23		
1187056	1700500	7/11/2016	230	6,980.35		
1186985	1700447	7/11/2016	230	6,004.60		
1187064	1700522	7/11/2016	230	170.69		
1187065	1700523	7/11/2016	230	40.08		
1187097	162300701	7/11/2016	230		15,000,000.00	
1187656	1700700	7/12/2016	230	12,434,320.00		
1187492	1700579	7/12/2016	230	384,982.59		
1187659	1700701	7/12/2016	230	244,307.00		
1187621	1700698	7/12/2016	230	136,705.12		
1187579	1700650	7/12/2016	230	89,177.15		
1187654	1700699	7/12/2016	230	50,818.55		
1187578	1700649	7/12/2016	230	44,884.94		

Run Date: 12/30/2016
 Run Time: 3:29:09PM

Demand Account Activity

Start Date: 7/1/2016 End Date: 12/30/2016

Page: 2
 User: 0

Jnl. Entry	Ref #	Trx. Date	Ledger	Debit Amount	Credit Amount
1187548	1700633	7/12/2016	230	19,850.96	
1187549	1700634	7/12/2016	230	10,141.36	
1187550	1700635	7/12/2016	230	1,976.54	
1187518	1700606	7/12/2016	230	392.06	
1187563	1700648	7/12/2016	230	229.04	
1188105	1700793	7/13/2016	230	28,480.02	
1188057	1700770	7/13/2016	230	17,138.22	
1188058	1700771	7/13/2016	230	492.10	
1188059	1700772	7/13/2016	230	303.99	
1188032	162300701	7/13/2016	230		13,000,000.00
1188543	Back Out Journal Er	7/14/2016	230	11,000,000.00	
1188645	1700938	7/14/2016	230	9,979,779.26	
1188649	1700939	7/14/2016	230	167,634.62	
1188510	1700820	7/14/2016	230	21,590.34	
1188579	1700883	7/14/2016	230	7,813.51	
1188580	1700884	7/14/2016	230	1,419.95	
1188640	162300701	7/14/2016	230		11,000,000.00
1189028	1701022	7/15/2016	230	83,675.04	
1189025	1701020	7/15/2016	230	69,066.10	
1189076	1701074	7/15/2016	230	60,091.94	
1189029	1701023	7/15/2016	230	15,694.38	
1189031	1701024	7/15/2016	230	10,957.53	
1189024	1701019	7/15/2016	230	4,845.18	
1188992	1701064	7/15/2016	230	3,228.14	
1189032	1701025	7/15/2016	230	1,314.92	
1189026	1701021	7/15/2016	230	199.71	
1188678	162300701	7/15/2016	230		11,000,000.00
1189402	1701140	7/18/2016	230	27,041.32	
1189382	1701113	7/18/2016	230	22,724.30	
1189480	1701199	7/18/2016	230	22,000.00	
1189405	1701141	7/18/2016	230	20,095.23	
1189406	1701142	7/18/2016	230	8,604.15	
1189410	1701143	7/18/2016	230	762.47	
1189411	1701144	7/18/2016	230	54.45	
1189772	1701328	7/19/2016	230	814,691.00	
1189902	1701329	7/19/2016	230	218,062.41	
1189906	1701332	7/19/2016	230	120,337.26	
1189514	1701217	7/19/2016	230	109,602.82	
1189924	1701354	7/19/2016	230	88,526.36	
1189903	1701330	7/19/2016	230	80,000.00	
1189873	1701320	7/19/2016	230	52,500.00	
1189904	1701331	7/19/2016	230	13,241.47	
1189848	1701296	7/19/2016	230	13,119.76	
1189849	1701297	7/19/2016	230	2,950.98	
1189850	1701298	7/19/2016	230	194.75	
1189851	1701299	7/19/2016	230	48.28	
1190375	1701432	7/20/2016	230	151,834.68	
1190422	1701466	7/20/2016	230	53,339.00	
1190402	1701456	7/20/2016	230	22,000.00	
1190372	1701428	7/20/2016	230	8,751.00	
1190373	1701429	7/20/2016	230	276.84	
1190374	1701430	7/20/2016	230	104.66	
1191645	1701589	7/21/2016	230	20,310,969.00	
1191616	1701563	7/21/2016	230	85,246.48	
1191618	1701564	7/21/2016	230	82,566.15	
1191646	1701590	7/21/2016	230	31,663.00	

Run Date: 12/30/2016
 Run Time: 3:29:09PM

Demand Account Activity

Page: 3
 User: 0

Start Date: 7/1/2016 End Date: 12/30/2016

Jnl. Entry	Ref #	Trx. Date	Ledger	Debit Amount	Credit Amount
1191619	1701565	7/21/2016	230	1,545.54	
1191620	1701566	7/21/2016	230	707.22	
1191617	162300701	7/21/2016	230		22,000,000.00
1192180	1701733	7/22/2016	230	373,638.20	
1192191	1701734	7/22/2016	230	10,473.68	
1192601	1701852	7/25/2016	230	24,735.23	
1192602	1701853	7/25/2016	230	10,903.25	
1192603	1701854	7/25/2016	230	44.87	
1193065	1701961	7/26/2016	230	135,646.42	
1193064	1701960	7/26/2016	230	126,499.38	
1192990	1701900	7/26/2016	230	52,150.00	
1192993	1701902	7/26/2016	230	41,486.42	
1192992	1701901	7/26/2016	230	41,265.02	
1193066	1701962	7/26/2016	230	11,524.00	
1193068	162300701	7/26/2016	230		1,000,000.00
1193359	1701989	7/27/2016	230	418,124.03	
1193411	1702033	7/27/2016	230	233,162.41	
1193453	1702069	7/27/2016	230	44,922.94	
1193452	1702068	7/27/2016	230	42,216.70	
1193412	1702034	7/27/2016	230	26,238.72	
1193454	1702070	7/27/2016	230	18,671.45	
1193455	1702071	7/27/2016	230	13,232.28	
1193456	1702072	7/27/2016	230	6,378.00	
1193413	1702035	7/27/2016	230	1,545.54	
1193414	1702036	7/27/2016	230	641.29	
1193374	162300701	7/27/2016	230		1,000,000.00
1193826	1702196	7/28/2016	230	20,593,851.06	
1193867	1702230	7/28/2016	230	13,854,251.00	
1193827	1702197	7/28/2016	230	1,040,166.23	
1193868	1702231	7/28/2016	230	222,014.00	
1193869	1702232	7/28/2016	230	181,627.72	
1193819	1702190	7/28/2016	230	38,502.47	
1193820	1702191	7/28/2016	230	22,519.62	
1193825	1702195	7/28/2016	230	22,095.50	
1193761	1702192	7/28/2016	230	297.35	
1193823	1702193	7/28/2016	230	217.96	
1193824	1702194	7/28/2016	230	100.35	
1194409	1702266	7/29/2016	230	450,000.00	
1194408	1702265	7/29/2016	230	62,567.65	
1194410	1702267	7/29/2016	230	56,244.80	
1194411	1702268	7/29/2016	230	15,692.37	
1194457	1702303	7/29/2016	230	3,294.52	
1194458	1702304	7/29/2016	230	59.35	
1194388	162700702	7/29/2016	230		36,000,000.00
1194828	1702398	8/1/2016	230	426,044.09	
1194866	1702456	8/1/2016	230	22,000.00	
1194908	1702470	8/1/2016	230	20,000.00	
1194913	1702474	8/1/2016	230	12,952.15	
1194854	1702425	8/1/2016	230	7,615.89	
1194856	1702427	8/1/2016	230	3,063.72	
1194855	1702426	8/1/2016	230	1,099.20	
1194830	1702399	8/1/2016	230	278.25	
1194853	1702424	8/1/2016	230	40.85	
1194915	162300801	8/1/2016	230		1,000,000.00
1195305	1702592	8/2/2016	230	304,093.20	
1195216	1702519	8/2/2016	230	228,913.68	

Run Date: 12/30/2016
 Run Time: 3:29:09PM

Demand Account Activity

Page: 4
 User: 0

Start Date: 7/1/2016 End Date: 12/30/2016

Jnl. Entry	Ref #	Trx. Date	Ledger	Debit Amount	Credit Amount
1195223	1702529	8/2/2016	230	105,674.05	
1195295	1702591	8/2/2016	230	57,993.00	
1195217	1702520	8/2/2016	230	26,100.00	
1195222	1702528	8/2/2016	230	2,523.31	
1195221	1702527	8/2/2016	230	1,094.57	
1195676	1702644	8/3/2016	230	151,983.46	
1195679	1702647	8/3/2016	230	37,792.24	
1195716	1702680	8/3/2016	230	21,576.34	
1195681	1702648	8/3/2016	230	1,054.66	
1195724	162300801	8/3/2016	230		1,000,000.00
1196926	1702828	8/4/2016	230	12,719,465.00	
1196853	1702776	8/4/2016	230	171,120.02	
1195751	1702700	8/4/2016	230	124,892.49	
1196857	1702778	8/4/2016	230	71,406.64	
1196852	1702775	8/4/2016	230	48,384.28	
1196819	1702726	8/4/2016	230	22,210.10	
1196859	1702779	8/4/2016	230	21,411.74	
1196855	1702777	8/4/2016	230	1,545.54	
1197334	1702961	8/5/2016	230	171,901.85	
1197210	1702857	8/5/2016	230	102,566.86	
1197262	1702890	8/5/2016	230	37,979.90	
1196942	1702856	8/5/2016	230	26,574.77	
1197265	1702891	8/5/2016	230	12,625.33	
1197261	1702889	8/5/2016	230	6,249.48	
1197305	1702909	8/5/2016	230	3,000.00	
1197259	1702887	8/5/2016	230	926.46	
1197260	1702888	8/5/2016	230	420.00	
1197247	162300801	8/5/2016	230		13,000,000.00
1197687	1703067	8/8/2016	230	278,906.96	
1197624	1703017	8/8/2016	230	34,893.14	
1197631	1703018	8/8/2016	230	8,147.71	
1197636	1703020	8/8/2016	230	7,478.20	
1197635	1703019	8/8/2016	230	3,794.69	
1197702	162300801	8/8/2016	230		1,000,000.00
1198074	1703081	8/9/2016	230	236,842.11	
1198123	1703127	8/9/2016	230	82,476.88	
1198125	1703129	8/9/2016	230	39,716.17	
1198154	1703163	8/9/2016	230	33,388.07	
1198124	1703128	8/9/2016	230	344.77	
1198559	1703273	8/10/2016	230	13,501.71	
1198556	1703272	8/10/2016	230	3,306.73	
1199052	1703448	8/11/2016	230	11,819,595.00	
1199051	1703447	8/11/2016	230	9,851,763.75	
1199050	1703446	8/11/2016	230	605,554.00	
1199053	1703449	8/11/2016	230	259,564.00	
1198996	1703393	8/11/2016	230	50,819.96	
1198993	1703391	8/11/2016	230	35,528.60	
1198987	1703389	8/11/2016	230	29,022.53	
1198943	1703364	8/11/2016	230	14,400.63	
1198986	1703388	8/11/2016	230	917.70	
1198995	1703392	8/11/2016	230	502.75	
1198990	1703390	8/11/2016	230	58.36	
1199075	1703468	8/12/2016	230	137,634.67	
1199076	1703469	8/12/2016	230	17,792.37	
1199077	1703470	8/12/2016	230	12,807.07	
1199508	1703597	8/12/2016	230	11,703.02	

Run Date: 12/30/2016
 Run Time: 3:29:09PM

Demand Account Activity

Page: 5
 User: 0

Start Date: 7/1/2016 End Date: 12/30/2016

Jnl. Entry	Ref #	Trx. Date	Ledger	Debit Amount	Credit Amount
1199494	1703596	8/12/2016	230	4,743.37	
1199509	1703598	8/12/2016	230	4,440.74	
1199172	1703530	8/12/2016	230	3,498.00	
1199544	1703637	8/12/2016	230	2,524.00	
1199173	1703531	8/12/2016	230	2,424.43	
1199171	1703529	8/12/2016	230	137.49	
1199170	1703528	8/12/2016	230	48.54	
1199589	162300801	8/12/2016	230		23,000,000.00
1199964	1703746	8/15/2016	230	20,000.00	
1199604	1703654	8/15/2016	230	4,329.33	
1199896	1703682	8/15/2016	230	163.94	
1200431	1703848	8/16/2016	230	320,033.09	
1200333	1703769	8/16/2016	230	201,377.28	
1200337	1703770	8/16/2016	230	24,382.78	
1200432	1703849	8/16/2016	230	22,000.00	
1200380	1703807	8/16/2016	230	2,796.15	
1200422	1703847	8/16/2016	230	349.69	
1200379	1703806	8/16/2016	230	249.36	
1200999	1703982	8/17/2016	230	19,203,875.00	
1201000	1703983	8/17/2016	230	152,249.99	
1201018	1703998	8/17/2016	230	74,909.57	
1200963	1703948	8/17/2016	230	54,614.00	
1200996	1703981	8/17/2016	230	25,641.00	
1200888	1703897	8/17/2016	230	23,131.00	
1200962	1703947	8/17/2016	230	260.77	
1200961	1703946	8/17/2016	230	11.00	
1200994	162600801	8/17/2016	230		2,000,000.00
1201038	162300802	8/17/2016	230		18,000,000.00
1201052	1704018	8/18/2016	230	91,717.53	
1202142	1704059	8/18/2016	230	78,997.53	
1202141	1704058	8/18/2016	230	59,503.92	
1202140	1704057	8/18/2016	230	18,015.84	
1202139	1704056	8/18/2016	230	1,545.56	
1202547	1704152	8/19/2016	230	290,129.24	
1202570	1704153	8/19/2016	230	15,795.72	
1202503	1704151	8/19/2016	230	522.04	
1202686	1704284	8/22/2016	230	1,969.49	
1203020	1704318	8/22/2016	230	34.54	
1203015	Correct #1703446	8/22/2016	230		10.00
1203496	1704469	8/23/2016	230	236,382.83	
1203374	1704373	8/23/2016	230	72,402.38	
1203087	1704372	8/23/2016	230	19,633.52	
1203478	1704451	8/23/2016	230	1,238.04	
1203490	1704453	8/23/2016	230	219.20	
1203488	1704452	8/23/2016	230	193.81	
1203947	1704529	8/24/2016	230	119,296.10	
1203946	1704528	8/24/2016	230	567.71	
1203926	1704527	8/24/2016	230	132.65	
1203510	1704482	8/24/2016	230	85.17	
1204002	162300801	8/24/2016	230		1,000,000.00
1204383	1704652	8/25/2016	230	87,798.72	
1204386	1704653	8/25/2016	230	7,444.82	
1204331	1704594	8/25/2016	230	3,461.86	
1204903	1704726	8/26/2016	230	12,119,529.00	
1204902	1704725	8/26/2016	230	276,121.00	
1205028	1704828	8/26/2016	230	144,665.94	

Run Date: 12/30/2016
 Run Time: 3:29:09PM

Demand Account Activity

Page: 6
 User: 0

Start Date: 7/1/2016 End Date: 12/30/2016

Jnl. Entry	Ref #	Trx. Date	Ledger	Debit Amount	Credit Amount
1204900	1704724	8/26/2016	230	62,345.09	
1204897	1704723	8/26/2016	230	16,241.37	
1204921	1704778	8/26/2016	230	265.83	
1205018	162300801	8/26/2016	230		6,000,000.00
1205034	162300802	8/26/2016	230		7,000,000.00
1205389	1704902	8/29/2016	230	69,721.99	
1205394	1704903	8/29/2016	230	55,765.90	
1205396	1704904	8/29/2016	230	10,619.22	
1205397	1704905	8/29/2016	230	2,457.17	
1205737	1704970	8/30/2016	230	108,565.09	
1205808	1705037	8/30/2016	230	22,000.00	
1205717	1704957	8/30/2016	230	11,373.21	
1205756	1704990	8/30/2016	230	3,510.24	
1205755	1704989	8/30/2016	230	3,250.00	
1206278	1705140	8/31/2016	230	12,611,393.00	
1206213	1705095	8/31/2016	230	268,272.51	
1206332	1705183	8/31/2016	230	100,000.00	
1206277	1705139	8/31/2016	230	51,157.00	
1206325	1705174	8/31/2016	230	166.52	
1206326	1705175	8/31/2016	230	113.30	
1206307	172700811	8/31/2016	230		13,000,000.00
1207490	1705260	9/1/2016	230	264,142.58	
1207467	1705245	9/1/2016	230	225,054.73	
1206435	1705229	9/1/2016	230	156,729.61	
1207488	1705259	9/1/2016	230	137,182.11	
1207487	1705258	9/1/2016	230	117,195.57	
1207537	1705292	9/1/2016	230	93,616.29	
1207486	1705257	9/1/2016	230	64,006.14	
1207538	1705293	9/1/2016	230	22,000.00	
1207485	1705256	9/1/2016	230	3,247.79	
1207574	1705312	9/2/2016	230	160,236.69	
1208010	1705360	9/2/2016	230	27,408.36	
1208007	1705359	9/2/2016	230	3,247.79	
1207572	1705311	9/2/2016	230	3,075.92	
1208004	1705358	9/2/2016	230	247.88	
1207991	1705357	9/2/2016	230	237.74	
1208087	172700913	9/2/2016	230		1,000,000.00
1208447	1705487	9/6/2016	230	226,552.60	
1208398	1705449	9/6/2016	230	217,651.30	
1208360	1705429	9/6/2016	230	71,373.50	
1208361	1705430	9/6/2016	230	14,827.78	
1208397	1705448	9/6/2016	230	9.90	
1209040	1705612	9/7/2016	230	8,875,895.00	
1209044	1705613	9/7/2016	230	251,933.00	
1208991	1705573	9/7/2016	230	59,307.10	
1208474	1705511	9/7/2016	230	5,047.00	
1208988	1705570	9/7/2016	230	3,824.28	
1208989	1705571	9/7/2016	230	134.35	
1208990	1705572	9/7/2016	230	24.84	
1209029	162300901	9/7/2016	230		10,000,000.00
1209539	1705750	9/8/2016	230	59,223.41	
1209058	1705630	9/8/2016	230	25,904.06	
1209488	1705696	9/8/2016	230	25,533.69	
1209533	1705747	9/8/2016	230	5,876.00	
1209793	1705768	9/9/2016	230	194,088.91	
1209978	1705883	9/9/2016	230	61,808.79	

Run Date: 12/30/2016
 Run Time: 3:29:09PM

Demand Account Activity

Start Date: 7/1/2016 End Date: 12/30/2016

Page: 7
 User: 0

Jnl. Entry	Ref #	Trx. Date	Ledger	Debit Amount	Credit Amount
1209565	1705765	9/9/2016	230	60,640.84	
1209901	1705811	9/9/2016	230	50,900.00	
1209904	1705814	9/9/2016	230	37,407.33	
1209570	1705767	9/9/2016	230	17,792.37	
1209903	1705813	9/9/2016	230	7,703.96	
1209976	1705882	9/9/2016	230	6,724.00	
1209569	1705766	9/9/2016	230	420.00	
1209902	1705812	9/9/2016	230	312.11	
1209877	162300901	9/9/2016	230		1,000,000.00
1210385	1706019	9/12/2016	230	56,630,432.65	
1210391	1706018	9/12/2016	230	631,612.00	
1210392	1706017	9/12/2016	230	69,337.71	
1210380	1706012	9/12/2016	230	15,000.00	
1210281	1705942	9/12/2016	230	1,946.90	
1210279	1705941	9/12/2016	230	281.97	
1210047	1705940	9/12/2016	230	9.67	
1210055	162300901	9/12/2016	230		56,000,000.00
1210650	1706023	9/13/2016	230	258,224.17	
1210729	1706099	9/13/2016	230	73,703.84	
1210396	1706022	9/13/2016	230	12,403.77	
1210676	1706098	9/13/2016	230	4,621.90	
1210651	1706024	9/13/2016	230	856.53	
1210732	1706101	9/13/2016	230	364.50	
1210731	1706100	9/13/2016	230	281.97	
1210772	162300901	9/13/2016	230		1,000,000.00
1210844	1706174	9/14/2016	230	11,608,107.00	
1211031	1706177	9/14/2016	230	542,013.35	
1210808	1706144	9/14/2016	230	89,674.69	
1210812	1706145	9/14/2016	230	22,000.00	
1211097	1706178	9/14/2016	230	1,812.97	
1211161	162300901	9/14/2016	230		12,000,000.00
1211201	1706260	9/15/2016	230	150,971.02	
1212326	1706309	9/15/2016	230	135,075.36	
1212325	1706308	9/15/2016	230	132,838.48	
1212275	1706262	9/15/2016	230	96,903.79	
1212274	1706261	9/15/2016	230	48,399.00	
1212328	1706311	9/15/2016	230	18,976.26	
1212327	1706310	9/15/2016	230	864.48	
1212903	Back Out Journal Er	9/16/2016	230	2,000,000.00	
1212742	1706376	9/16/2016	230	207,230.81	
1212746	1706379	9/16/2016	230	3,314.29	
1212408	1706378	9/16/2016	230	473.45	
1212791	1706417	9/16/2016	230	174.86	
1212901	162300901	9/16/2016	230		2,000,000.00
1212904	Correct Journal Entr	9/16/2016	230		1,000,000.00
1213472	1706514	9/19/2016	230	76,971.69	
1213578	1706582	9/19/2016	230	44,304.86	
1213470	1706513	9/19/2016	230	3,906.62	
1213514	1706534	9/19/2016	230	276.42	
1213586	162300901	9/19/2016	230		1,000,000.00
1214029	1706710	9/20/2016	230	21,574,985.00	
1214027	1706708	9/20/2016	230	2,000,000.00	
1213596	1706595	9/20/2016	230	441,350.49	
1214028	1706709	9/20/2016	230	372,720.00	
1213597	1706596	9/20/2016	230	10,023.26	
1214515	1706844	9/21/2016	230	7,950.29	

Run Date: 12/30/2016
 Run Time: 3:29:09PM

Demand Account Activity

Start Date: 7/1/2016 End Date: 12/30/2016

Page: 8
 User: 0

Jnl. Entry	Ref #	Trx. Date	Ledger	Debit Amount	Credit Amount
1214489	1706831	9/21/2016	230	6,950.70	
1214501	1706832	9/21/2016	230	3,000.00	
1214466	1706803	9/21/2016	230	1,512.70	
1214465	1706802	9/21/2016	230	54.59	
1214505	162300902	9/21/2016	230		5,000,000.00
1214493	162300901	9/21/2016	230		19,000,000.00
1214928	1706971	9/22/2016	230	27,763,600.00	
1214872	1706917	9/22/2016	230	26,613.62	
1214869	1706915	9/22/2016	230	2,020.64	
1214539	1706860	9/22/2016	230	991.89	
1214871	1706916	9/22/2016	230	154.33	
1214912	162300901	9/22/2016	230		28,000,000.00
1215364	1707086	9/23/2016	230	406,491.00	
1215202	1706987	9/23/2016	230	305,896.81	
1215362	1707085	9/23/2016	230	100,495.00	
1215260	1706989	9/23/2016	230	21,693.78	
1215258	1706988	9/23/2016	230	16,791.72	
1215302	1707029	9/23/2016	230	270.04	
1215740	1707190	9/26/2016	230	222,000.00	
1215741	1707191	9/26/2016	230	21,000.00	
1215739	162300901	9/26/2016	230		1,000,000.00
1216110	1707290	9/27/2016	230	14,850,052.00	
1215754	1707196	9/27/2016	230	419,102.46	
1216077	1707229	9/27/2016	230	67,569.00	
1215751	1707194	9/27/2016	230	41,941.03	
1216023	1707197	9/27/2016	230	11,652.43	
1216078	1707230	9/27/2016	230	671.39	
1216076	1707228	9/27/2016	230	636.80	
1216204	1707343	9/28/2016	230	152,510.60	
1216610	1707433	9/28/2016	230	66,875.00	
1216580	1707419	9/28/2016	230	45,583.57	
1216607	1707432	9/28/2016	230	1,539.03	
1216557	1707397	9/28/2016	230	260.86	
1216494	162700901	9/28/2016	230		15,000,000.00
1217772	1707547	9/29/2016	230	189,444.00	
1217653	1707455	9/29/2016	230	153,104.62	
1217773	1707548	9/29/2016	230	151,812.15	
1217771	1707546	9/29/2016	230	143,179.62	
1217797	1707570	9/29/2016	230	79,112.00	
1217799	1707572	9/29/2016	230	75,649.25	
1217770	1707545	9/29/2016	230	72,025.25	
1217655	1707456	9/29/2016	230	42,870.49	
1217793	1707566	9/29/2016	230	22,000.00	
1217837	1707605	9/30/2016	230	189,512.67	
1218146	1707665	9/30/2016	230	131,090.73	
1217841	1707606	9/30/2016	230	32,658.05	
1218151	1707666	9/30/2016	230	359.31	
1217860	1727015	9/30/2016	230		2,000,000.00
1218278	1707733	10/3/2016	230	52,727.74	
1218799	1707771	10/3/2016	230	43,104.42	
1218784	1707756	10/3/2016	230	37,984.72	
1218798	1707770	10/3/2016	230	2,751.64	
1218785	1707757	10/3/2016	230	8.29	
1219136	1707837	10/4/2016	230	230,939.26	
1218830	1707793	10/4/2016	230	149,956.53	
1219172	1707871	10/4/2016	230	78,006.45	

Run Date: 12/30/2016
 Run Time: 3:29:09PM

Demand Account Activity

Page: 9
 User: 0

Start Date: 7/1/2016 End Date: 12/30/2016

Jnl. Entry	Ref #	Trx. Date	Ledger	Debit Amount	Credit Amount
1219173	1707872	10/4/2016	230	10,494.85	
1219203	1707897	10/4/2016	230	5,179.47	
1218831	1707794	10/4/2016	230	2,046.49	
1219571	1707967	10/5/2016	230	494,600.34	
1219597	1707990	10/5/2016	230	85,051.89	
1219572	1707968	10/5/2016	230	43,293.36	
1219608	162301001	10/5/2016	230		1,000,000.00
1220001	1708121	10/6/2016	230	20,840.68	
1219852	1708002	10/6/2016	230	16,475.88	
1220002	1708122	10/6/2016	230	7,982.34	
1220003	1708123	10/6/2016	230	348.02	
1220351	1708157	10/7/2016	230	206,344.42	
1220352	1708158	10/7/2016	230	17,800.40	
1220464	1708232	10/7/2016	230	8,132.00	
1220465	1708233	10/7/2016	230	7,269.21	
1220353	1708159	10/7/2016	230	4,822.89	
1220470	1708260	10/7/2016	230	1,726.88	
1221063	1708384	10/11/2016	230	229,218.07	
1221064	1708385	10/11/2016	230	40,975.27	
1221080	1708401	10/11/2016	230	26,000.00	
1221065	1708386	10/11/2016	230	15,173.41	
1221067	1708387	10/11/2016	230	5,357.75	
1221068	1708388	10/11/2016	230	3,803.83	
1221500	1708519	10/12/2016	230	16,202,351.00	
1221501	1708520	10/12/2016	230	14,240,925.00	
1221502	1708521	10/12/2016	230	236,000.00	
1221435	1708464	10/12/2016	230	196,005.32	
1221530	1708548	10/12/2016	230	150,824.92	
1221515	1708534	10/12/2016	230	65,609.42	
1221516	1708535	10/12/2016	230	61,651.41	
1221529	1708547	10/12/2016	230	39,471.00	
1221436	1708465	10/12/2016	230	22,000.00	
1221556	1708558	10/12/2016	230	19,501.45	
1221554	1708557	10/12/2016	230	12,353.09	
1221553	1708556	10/12/2016	230	8,869.99	
1221517	1708536	10/12/2016	230	8,482.15	
1221539	1708555	10/12/2016	230	4,293.71	
1221518	1708537	10/12/2016	230	4,176.62	
1221431	1708463	10/12/2016	230	2,890.00	
1221541	162301001	10/12/2016	230		31,000,000.00
1222615	1708596	10/13/2016	230	139,406.29	
1222612	1708595	10/13/2016	230	113,558.37	
1222718	1708711	10/13/2016	230	68,945.40	
1222769	1708712	10/13/2016	230	30,118.89	
1223058	1708745	10/14/2016	230	18,007,926.56	
1223068	1708741	10/14/2016	230	84,918.96	
1223208	1708857	10/14/2016	230	58,384.22	
1223207	1708856	10/14/2016	230	39,554.17	
1223210	1708859	10/14/2016	230	13,080.43	
1223211	1708860	10/14/2016	230	11,321.00	
1223209	1708858	10/14/2016	230	8,244.02	
1223206	1708855	10/14/2016	230	7,488.89	
1223069	1708742	10/14/2016	230	7,072.59	
1223212	1708861	10/14/2016	230	6,360.73	
1223205	1708854	10/14/2016	230	2,182.52	
1223222	172701016	10/14/2016	230		20,000,000.00

Run Date: 12/30/2016
 Run Time: 3:29:09PM

Demand Account Activity

Page: 10
 User: 0

Start Date: 7/1/2016 End Date: 12/30/2016

Jnl. Entry	Ref #	Trx. Date	Ledger	Debit Amount	Credit Amount
1223648	Back Out Journal Er	10/17/2016	230	1,000,000.00	
1223633	1708954	10/17/2016	230	750,234.00	
1223638	1708955	10/17/2016	230	175,085.22	
1223596	1708928	10/17/2016	230	62,896.12	
1223595	1708927	10/17/2016	230	38,601.72	
1223463	1708883	10/17/2016	230	7,302.00	
1223530	1708884	10/17/2016	230	753.42	
1223646	162301001	10/17/2016	230		1,000,000.00
1223649	162301001	10/17/2016	230		1,000,000.00
1223658	1708969	10/18/2016	230	351,119.47	
1224029	1709015	10/18/2016	230	97,988.03	
1224028	1709014	10/18/2016	230	27,492.72	
1224027	1709013	10/18/2016	230	517.17	
1224142	1709083	10/19/2016	230	23,280,050.00	
1224145	1709084	10/19/2016	230	489,290.00	
1224493	1709119	10/19/2016	230	276,000.00	
1224494	1709120	10/19/2016	230	15,444.46	
1224495	1709121	10/19/2016	230	8,482.61	
1224558	1709170	10/19/2016	230	1,400.20	
1224530	162701006	10/19/2016	230		24,000,000.00
1224665	1709244	10/20/2016	230	386,232.94	
1224593	1709197	10/20/2016	230	199,677.95	
1224664	1709243	10/20/2016	230	21,213.69	
1224591	1709196	10/20/2016	230	3,173.14	
1225507	1709315	10/21/2016	230	114,542.07	
1225508	1709316	10/21/2016	230	15,692.37	
1225546	1709350	10/21/2016	230	6,388.60	
1225547	1709351	10/21/2016	230	1,042.98	
1225548	1709352	10/21/2016	230	54.59	
1225603	162301001	10/21/2016	230		1,000,000.00
1225963	1709480	10/24/2016	230	233,015.45	
1225888	1709431	10/24/2016	230	4,871.66	
1225952	1709479	10/24/2016	230	1,235.04	
1226028	1709528	10/25/2016	230	532,612.96	
1226405	1709602	10/25/2016	230	44,199.32	
1226352	1709549	10/25/2016	230	24,500.00	
1226029	1709529	10/25/2016	230	24,000.00	
1226404	1709601	10/25/2016	230	3,373.24	
1226025	1709526	10/25/2016	230	2,575.00	
1226027	1709527	10/25/2016	230	429.18	
1226866	1709752	10/26/2016	230	344,461.61	
1226872	1709758	10/26/2016	230	149,823.51	
1226865	1709751	10/26/2016	230	135,684.82	
1226908	1709784	10/26/2016	230	90,816.00	
1226870	1709756	10/26/2016	230	71,021.83	
1226869	1709755	10/26/2016	230	62,231.68	
1226867	1709753	10/26/2016	230	14,461.05	
1226871	1709757	10/26/2016	230	11,726.23	
1226868	1709754	10/26/2016	230	1,136.64	
1226863	162301001	10/26/2016	230		2,000,000.00
1228112	1709917	10/27/2016	230	13,406,262.00	
1227976	1709800	10/27/2016	230	120,834.72	
1227960	1709799	10/27/2016	230	41,520.00	
1228075	1709889	10/27/2016	230	35,160.42	
1228107	1709916	10/27/2016	230	22,000.00	
1228076	1709890	10/27/2016	230	7,226.84	

Run Date: 12/30/2016
 Run Time: 3:29:09PM

Demand Account Activity

Page: 11
 User: 0

Start Date: 7/1/2016 End Date: 12/30/2016

Jnl. Entry	Ref #	Trx. Date	Ledger	Debit Amount	Credit Amount
1228006	1709829	10/27/2016	230	1,054.05	
1228114	1709918	10/27/2016	230	228.00	
1228113	162301001	10/27/2016	230		13,000,000.00
1228648	1709938	10/28/2016	230	296,671.34	
1228647	1709937	10/28/2016	230	271,568.07	
1228646	1709936	10/28/2016	230	14,501.96	
1228635	1709935	10/28/2016	230	97.91	
1228750	162301001	10/28/2016	230		1,000,000.00
1229593	1710129	10/31/2016	230	89,264.72	
1229556	1710107	10/31/2016	230	42,542.46	
1229469	1710053	10/31/2016	230	37,300.00	
1228776	1710052	10/31/2016	230	24,906.01	
1229470	1710054	10/31/2016	230	22,340.22	
1229547	1710106	10/31/2016	230	98.85	
1229637	1710150	11/1/2016	230	164,712.86	
1229977	1710185	11/1/2016	230	76,418.62	
1229640	1710151	11/1/2016	230	37,259.75	
1229976	1710184	11/1/2016	230	35,301.09	
1229990	1710200	11/1/2016	230	30,731.39	
1229975	1710183	11/1/2016	230	76.45	
1230352	1710290	11/2/2016	230	10,517.37	
1230399	1710314	11/2/2016	230	9,901.78	
1230795	1710410	11/3/2016	230	138,491.69	
1230410	1710327	11/3/2016	230	47,516.01	
1230796	1710411	11/3/2016	230	22,776.41	
1230818	162301101	11/3/2016	230		1,000,000.00
1231268	1710598	11/4/2016	230	63,600.00	
1231123	1710467	11/4/2016	230	49,626.51	
1231121	1710466	11/4/2016	230	17,792.37	
1231264	1710595	11/4/2016	230	12,644.36	
1231265	1710596	11/4/2016	230	10,090.42	
1231207	1710541	11/4/2016	230	9,384.75	
1230866	1710465	11/4/2016	230	7,140.00	
1231266	1710597	11/4/2016	230	2,117.21	
1231666	1710718	11/7/2016	230	11,149,423.00	
1231665	1710717	11/7/2016	230	315,439.00	
1231577	1710645	11/7/2016	230	32,964.72	
1231646	162301101	11/7/2016	230		11,000,000.00
1232024	1710786	11/8/2016	230	460,448.48	
1231686	1710737	11/8/2016	230	261,623.59	
1232022	1710784	11/8/2016	230	208,567.61	
1232023	1710785	11/8/2016	230	66,451.19	
1231705	1710738	11/8/2016	230	49,826.67	
1232097	1710852	11/8/2016	230	48,035.00	
1232045	1710831	11/8/2016	230	27,500.00	
1232074	1710833	11/8/2016	230	8,340.84	
1232073	1710832	11/8/2016	230	3,200.00	
1232021	1710783	11/8/2016	230	2,085.97	
1232096	162301101	11/8/2016	230		1,000,000.00
1232472	1710875	11/9/2016	230	13,735,305.00	
1232587	1710973	11/9/2016	230	149,036.41	
1232518	1710910	11/9/2016	230	144,182.53	
1232517	1710909	11/9/2016	230	85,000.00	
1232516	1710908	11/9/2016	230	8,134.63	
1232565	162301101	11/9/2016	230		15,000,000.00
1233765	1711089	11/10/2016	230	341,366.00	

Run Date: 12/30/2016
 Run Time: 3:29:09PM

Demand Account Activity

Page: 12
 User: 0

Start Date: 7/1/2016 End Date: 12/30/2016

Jnl. Entry	Ref #	Trx. Date	Ledger	Debit Amount	Credit Amount
1233809	1711125	11/10/2016	230	82,921.73	
1233716	1711050	11/10/2016	230	59,512.90	
1233764	1711088	11/10/2016	230	31,990.40	
1233662	1711001	11/10/2016	230	31,448.37	
1233715	1711049	11/10/2016	230	26,518.51	
1233736	1711085	11/10/2016	230	22,000.00	
1233719	1711053	11/10/2016	230	20,104.47	
1233763	1711087	11/10/2016	230	18,666.78	
1233766	1711090	11/10/2016	230	15,613.31	
1233717	1711051	11/10/2016	230	4,687.94	
1233762	1711086	11/10/2016	230	2,227.91	
1233718	1711052	11/10/2016	230	1,515.09	
1233661	1711000	11/10/2016	230	431.22	
1234151	1711209	11/14/2016	230	266,758.00	
1234152	1711210	11/14/2016	230	228,854.72	
1234083	1711144	11/14/2016	230	116,657.60	
1234150	1711208	11/14/2016	230	21,155.00	
1234873	1711366	11/15/2016	230	620,937.00	
1234720	1711242	11/15/2016	230	167,206.53	
1234777	1711298	11/15/2016	230	39,946.61	
1234721	1711243	11/15/2016	230	1,891.73	
1235255	1711446	11/16/2016	230	10,166.87	
1235256	1711447	11/16/2016	230	16.19	
1235770	1711580	11/17/2016	230	13,902,394.06	
1235742	1711565	11/17/2016	230	376,188.97	
1235745	1711566	11/17/2016	230	36,904.65	
1235332	1711482	11/17/2016	230	24,616.22	
1235748	1711567	11/17/2016	230	568.75	
1236258	1711730	11/18/2016	230	28,921,471.00	
1236123	1711619	11/18/2016	230	420,515.61	
1236234	1711710	11/18/2016	230	282,137.62	
1236260	1711731	11/18/2016	230	48,854.00	
1236124	1711620	11/18/2016	230	17,157.72	
1236125	1711621	11/18/2016	230	10,289.81	
1236261	1711732	11/18/2016	230	1,000.00	
1236240	1711711	11/18/2016	230	221.25	
1236100	172701101	11/18/2016	230		16,000,000.00
1236270	172701109	11/18/2016	230		29,000,000.00
1236635	1711846	11/21/2016	230	431,000.00	
1236636	1711847	11/21/2016	230	361,680.50	
1236589	1711806	11/21/2016	230	60,984.51	
1236587	1711805	11/21/2016	230	2,069.29	
1236568	1711804	11/21/2016	230	66.17	
1236653	162301101	11/21/2016	230		1,000,000.00
1237034	1711890	11/22/2016	230	245,434.97	
1237131	1711968	11/22/2016	230	50,412.00	
1237134	1711971	11/22/2016	230	38,326.62	
1237133	1711970	11/22/2016	230	26,468.96	
1237130	1711967	11/22/2016	230	22,000.00	
1237132	1711969	11/22/2016	230	20,497.88	
1237135	1711972	11/22/2016	230	53.73	
1237124	162301101	11/22/2016	230		1,000,000.00
1237639	1712120	11/23/2016	230	150,871.69	
1237600	1712106	11/23/2016	230	135,326.11	
1237601	1712107	11/23/2016	230	64,612.58	
1237599	1712105	11/23/2016	230	48,884.29	

Run Date: 12/30/2016
 Run Time: 3:29:09PM

Demand Account Activity

Page: 13
 User: 0

Start Date: 7/1/2016 End Date: 12/30/2016

Jnl. Entry	Ref #	Trx. Date	Ledger	Debit Amount	Credit Amount
1237560	1712062	11/23/2016	230	34,590.66	
1237602	1712108	11/23/2016	230	2,697.28	
1238721	1712207	11/28/2016	230	200,344.79	
1238719	1712206	11/28/2016	230	96,608.75	
1238792	1712260	11/28/2016	230	39,730.06	
1238689	1712200	11/28/2016	230	29,904.17	
1238692	1712201	11/28/2016	230	14,941.13	
1238718	1712205	11/28/2016	230	5,779.61	
1238796	1712261	11/28/2016	230	5,271.40	
1238717	1712204	11/28/2016	230	1,944.42	
1238788	1712259	11/28/2016	230	639.17	
1239294	1712399	11/29/2016	230	11,327,153.00	
1239154	1712287	11/29/2016	230	318,605.76	
1239299	1712401	11/29/2016	230	104,530.47	
1239239	1712365	11/29/2016	230	63,225.70	
1239238	1712364	11/29/2016	230	24,611.76	
1239237	1712363	11/29/2016	230	2,190.97	
1239296	1712400	11/29/2016	230	500.00	
1239262	162301101	11/29/2016	230		12,000,000.00
1239707	1712501	11/30/2016	230	10,020.28	
1239709	1712502	11/30/2016	230	7,761.39	
1239705	1712500	11/30/2016	230	6,298.88	
1239570	1712432	11/30/2016	230	404.00	
1240056	1712582	12/1/2016	230	140,089.99	
1240055	1712581	12/1/2016	230	16,352.64	
1240054	1712580	12/1/2016	230	8,981.45	
1240125	162301201	12/1/2016	230		1,000,000.00
1240340	1712643	12/2/2016	230	109,814.31	
1240678	1712709	12/2/2016	230	7,176.21	
1240679	1712710	12/2/2016	230	502.68	
1241102	1712857	12/5/2016	230	110,077.83	
1240977	1712763	12/5/2016	230	41,752.23	
1241065	1712827	12/5/2016	230	37,432.16	
1240985	1712764	12/5/2016	230	22,000.00	
1241064	1712826	12/5/2016	230	17,792.37	
1241066	1712828	12/5/2016	230	7.73	
1241436	1712890	12/6/2016	230	100,000.00	
1241413	1712873	12/6/2016	230	56,711.61	
1241553	1712988	12/6/2016	230	31,089.29	
1241552	1712987	12/6/2016	230	25,915.74	
1241418	1712874	12/6/2016	230	21,190.10	
1241551	1712986	12/6/2016	230	6,319.87	
1241545	1712985	12/6/2016	230	2,830.12	
1241957	1713063	12/7/2016	230	15,595,732.00	
1241958	1713064	12/7/2016	230	6,985,143.00	
1241974	1713075	12/7/2016	230	505,959.45	
1242078	1713163	12/7/2016	230	149,645.21	
1241959	1713065	12/7/2016	230	110,929.00	
1242077	1713162	12/7/2016	230	57,420.00	
1241960	1713066	12/7/2016	230	13,809.00	
1241973	1713074	12/7/2016	230	3,263.55	
1242060	162301201	12/7/2016	230		9,000,000.00
1242084	162301202	12/7/2016	230		14,000,000.00
1243288	1713297	12/8/2016	230	260,000.00	
1243160	1713189	12/8/2016	230	102,223.00	
1243250	1713264	12/8/2016	230	86,977.86	

Run Date: 12/30/2016
 Run Time: 3:29:09PM

Demand Account Activity

Page: 14
 User: 0

Start Date: 7/1/2016 End Date: 12/30/2016

Jnl. Entry	Ref #	Trx. Date	Ledger	Debit Amount	Credit Amount
1243249	1713263	12/8/2016	230	38,756.84	
1243248	1713262	12/8/2016	230	21,711.23	
1243247	1713261	12/8/2016	230	1,515.13	
1243618	1713323	12/9/2016	230	369,770.78	
1243738	1713425	12/9/2016	230	82,620.14	
1243655	1713354	12/9/2016	230	14,636.33	
1243654	1713353	12/9/2016	230	10,554.57	
1243653	1713352	12/9/2016	230	840.00	
1243735	162301201	12/9/2016	230		1,000,000.00
1244063	1713495	12/12/2016	230	35,574.63	
1244073	1713496	12/12/2016	230	45.50	
1244149	162301201	12/12/2016	230		1,000,000.00
1244515	1713644	12/13/2016	230	255,657.44	
1244160	1713567	12/13/2016	230	122,493.44	
1244516	1713645	12/13/2016	230	52,005.23	
1244552	1713675	12/13/2016	230	41,917.00	
1244576	1713694	12/13/2016	230	34,311.26	
1244155	1713566	12/13/2016	230	31,058.70	
1244512	1713642	12/13/2016	230	27,373.42	
1244513	1713643	12/13/2016	230	24,139.31	
1244553	1713676	12/13/2016	230	6,137.97	
1244550	162301201	12/13/2016	230		1,000,000.00
1244910	1713740	12/14/2016	230	15,673,308.10	
1244909	1713739	12/14/2016	230	453,799.00	
1244959	1713780	12/14/2016	230	16,285.31	
1244908	1713738	12/14/2016	230	14,200.00	
1244958	1713779	12/14/2016	230	7,963.80	
1244956	1713778	12/14/2016	230	664.67	
1244961	162301201	12/14/2016	230		16,000,000.00
1245450	1713941	12/15/2016	230	333,119.96	
1245362	1713861	12/15/2016	230	38,172.30	
1245363	1713862	12/15/2016	230	25,550.95	
1245345	1713847	12/15/2016	230	21,155.00	
1245361	1713860	12/15/2016	230	4,758.28	
1246165	1714083	12/16/2016	230	21,823,724.00	
1246167	1714084	12/16/2016	230	342,616.00	
1246168	1714085	12/16/2016	230	147,158.00	
1246108	1714031	12/16/2016	230	112,294.47	
1245472	1713956	12/16/2016	230	74,425.80	
1246107	1714030	12/16/2016	230	71,317.89	
1246152	1714072	12/16/2016	230	62,971.78	
1245493	1713957	12/16/2016	230	15,692.37	
1246184	162301201	12/16/2016	230		22,000,000.00
1246539	1714151	12/19/2016	230	443,767.77	
1246536	1714149	12/19/2016	230	36,036.77	
1246200	1714101	12/19/2016	230	23,422.40	
1246580	1714194	12/19/2016	230	21,000.00	
1246538	1714150	12/19/2016	230	14,857.10	
1246199	1714100	12/19/2016	230	5,243.83	
1246587	162301201	12/19/2016	230		1,000,000.00
1246868	1714203	12/20/2016	230	489,869.87	
1246936	1714281	12/20/2016	230	51,619.59	
1246937	1714282	12/20/2016	230	5,633.43	
1246938	1714283	12/20/2016	230	508.34	
1247464	1714457	12/21/2016	230	149,914.97	
1247441	1714426	12/21/2016	230	60,620.52	

Run Date: 12/30/2016
 Run Time: 3:29:09PM

Demand Account Activity

Page: 15
 User: 0

Start Date: 7/1/2016 End Date: 12/30/2016

Jnl. Entry	Ref #	Trx. Date	Ledger	Debit Amount	Credit Amount	
1247439	1714424	12/21/2016	230	52,327.00		
1247429	1714406	12/21/2016	230	35,005.63		
1247442	1714427	12/21/2016	230	12,125.99		
1247440	1714425	12/21/2016	230	9,789.93		
1247427	1714405	12/21/2016	230	3,500.22		
1247507	162601202	12/21/2016	230		1,000,000.00	
1248681	1714529	12/22/2016	230	196,767.50		
1248592	1714471	12/22/2016	230	79,493.34		
1248745	1714585	12/22/2016	230	74,577.31		
1248682	1714530	12/22/2016	230	43,871.78		
1248689	1714532	12/22/2016	230	14,025.32		
1248609	1714472	12/22/2016	230	5,070.66		
1248687	1714531	12/22/2016	230	1,515.09		
1248734	162301201	12/22/2016	230		1,000,000.00	
1249215	1714716	12/27/2016	230	10,265,500.00		
1249128	1714652	12/27/2016	230	962,916.03		
1249065	1714605	12/27/2016	230	311,747.27		
1249210	1714714	12/27/2016	230	22,000.00		
1249123	1714650	12/27/2016	230	11,858.04		
1249066	1714606	12/27/2016	230	5,448.37		
1249212	1714715	12/27/2016	230	1,120.87		
1249067	1714607	12/27/2016	230	967.00		
1249127	1714651	12/27/2016	230	57.69		
1249184	162301201	12/27/2016	230		11,000,000.00	
1249633	1714792	12/28/2016	230	40,569.07		
1249634	1714793	12/28/2016	230	24,352.63		
1249650	1714804	12/28/2016	230	11,909.66		
1250054	1714933	12/29/2016	230	390,736.63		
1250059	1714934	12/29/2016	230	94,910.74		
1250061	1714935	12/29/2016	230	65,809.50		
1250062	1714936	12/29/2016	230	16,791.72		
1249943	1714838	12/29/2016	230	6,361.20		
1249944	1714839	12/29/2016	230	5,455.32		
1250063	1714937	12/29/2016	230	67.83		
1250548	1715047	12/30/2016	230	394,354.41		
1250549	1715048	12/30/2016	230	270,079.71		
1250550	1715049	12/30/2016	230	122,086.17		
1250429	1714980	12/30/2016	230	111,884.61		
1250536	172701213	12/30/2016	230		1,000,000.00	
Totals for:	230 - Regions Bank		Count:	806	614,704,252.09	614,000,010.00

Run Date: 12/30/2016
 Run Time: 3:29:09PM

Demand Account Activity

Start Date: 7/1/2016 End Date: 12/30/2016

Page: 16
 User: 0

Jnl. Entry	Ref #	Trx. Date	Ledger	Debit Amount	Credit Amount
<u>260 - Bank of the Ozarks</u>					
1184660	162600702	7/5/2016	260	54,000,000.00	
1184657	162600701	7/5/2016	260	44,000,000.00	
1182060	162700705	7/5/2016	260		168,000,000.00
1184661	Back Out Journal Er	7/5/2016	260		44,000,000.00
1185043	162600701	7/6/2016	260	41,000,000.00	
1185497	162600701	7/7/2016	260		26,000,000.00
1186659	162600701	7/8/2016	260	82,000,000.00	
1186663	162300701	7/8/2016	260	1,000,000.00	
1187075	162600701	7/11/2016	260		154,000,000.00
1187514	1700602	7/12/2016	260	105,813.31	
1187569	162600701	7/12/2016	260		68,000,000.00
1188111	162700706	7/13/2016	260	31,000,000.00	
1188032	162300701	7/13/2016	260	13,000,000.00	
1188647	162700720	7/14/2016	260	199,000,000.00	
1188640	162300701	7/14/2016	260	11,000,000.00	
1188543	Back Out Journal Er	7/14/2016	260		11,000,000.00
1189042	162600701	7/15/2016	260		216,000,000.00
1189473	162600701	7/18/2016	260	129,000,000.00	
1189887	162600701	7/19/2016	260		132,000,000.00
1190415	162600701	7/20/2016	260	18,000,000.00	
1191656	162600701	7/21/2016	260	138,000,000.00	
1191617	162300701	7/21/2016	260	22,000,000.00	
1192184	162600701	7/22/2016	260		8,000,000.00
1192625	162600701	7/25/2016	260		18,000,000.00
1193046	162600701	7/26/2016	260		52,000,000.00
1193464	162600701	7/27/2016	260		8,000,000.00
1193840	162600701	7/28/2016	260	90,000,000.00	
1193846	162600701	7/28/2016	260	90,000,000.00	
1193847	Back Out Journal Er	7/28/2016	260		90,000,000.00
1194579	162700725	7/29/2016	260		36,000,000.00
1194907	162600801	8/1/2016	260		59,000,000.00
1195311	162600801	8/2/2016	260	53,000,000.00	
1195723	162600801	8/3/2016	260		7,000,000.00
1196867	162600801	8/4/2016	260	76,000,000.00	
1197289	162600801	8/5/2016	260		5,000,000.00
1197704	162600801	8/8/2016	260		81,000,000.00
1198168	162600801	8/9/2016	260		2,000,000.00
1198628	162600801	8/10/2016	260		83,000,000.00
1199026	162600801	8/11/2016	260	167,000,000.00	
1198983	1703385	8/11/2016	260	203,241.72	
1199609	162600801	8/12/2016	260		224,000,000.00
1200015	162600801	8/15/2016	260	46,000,000.00	
1200022	Correct Journal Entr	8/15/2016	260	40,000,000.00	
1200021	Back Out Journal Er	8/15/2016	260		46,000,000.00
1200437	162600801	8/16/2016	260	25,000,000.00	
1201038	162300802	8/17/2016	260	18,000,000.00	
1202207	162600801	8/18/2016	260	10,000,000.00	
1202653	162700820	8/19/2016	260	31,000,000.00	
1203081	162600801	8/22/2016	260	49,000,000.00	
1203482	162600801	8/23/2016	260	90,000,000.00	
1203994	162700806	8/24/2016	260		102,000,000.00
1204438	162700805	8/25/2016	260		51,000,000.00
1205034	162300802	8/26/2016	260	7,000,000.00	
1205435	162600801	8/29/2016	260		52,000,000.00
1207564	162600901	9/1/2016	260	13,000,000.00	

Run Date: 12/30/2016
 Run Time: 3:29:09PM

Demand Account Activity

Page: 17
 User: 0

Start Date: 7/1/2016 End Date: 12/30/2016

Jnl. Entry	Ref #	Trx. Date	Ledger	Debit Amount	Credit Amount
1208086	172700912	9/2/2016	260		75,000,000.00
1208445	162700905	9/6/2016	260	12,000,000.00	
1209042	162600901	9/7/2016	260		26,000,000.00
1209507	162700915	9/8/2016	260	6,000,000.00	
1209928	162600901	9/9/2016	260		42,000,000.00
1210367	162600901	9/12/2016	260		24,000,000.00
1210798	Back Out Journal Er	9/13/2016	260	8,000,000.00	
1210797	162600901	9/13/2016	260		8,000,000.00
1210799	Correct Journal Entr	9/13/2016	260		7,000,000.00
1211137	162600901	9/14/2016	260		58,000,000.00
1212380	162600901	9/15/2016	260	20,000,000.00	
1212902	162700916	9/16/2016	260	7,000,000.00	
1212901	162300901	9/16/2016	260	2,000,000.00	
1212904	Correct Journal Entr	9/16/2016	260	1,000,000.00	
1212903	Back Out Journal Er	9/16/2016	260		2,000,000.00
1213589	Correct Journal Entr	9/19/2016	260	46,000,000.00	
1213590	162600901	9/19/2016	260	21,000,000.00	
1213586	162300901	9/19/2016	260	1,000,000.00	
1213588	Back Out Journal Er	9/19/2016	260		21,000,000.00
1213984	162600901	9/20/2016	260		16,000,000.00
1214493	162300901	9/21/2016	260	19,000,000.00	
1214828	162600901	9/22/2016	260	115,000,000.00	
1214912	162300901	9/22/2016	260	28,000,000.00	
1215382	162600901	9/23/2016	260		113,000,000.00
1215742	162600901	9/26/2016	260	17,000,000.00	
1215739	162300901	9/26/2016	260	1,000,000.00	
1216082	1707234	9/27/2016	260	234,954.21	
1216138	162600901	9/27/2016	260		41,000,000.00
1216578	162600901	9/28/2016	260	221,000,000.00	
1217809	162700907	9/29/2016	260	139,000,000.00	
1217865	1727016	9/30/2016	260		31,000,000.00
1218783	162601001	10/3/2016	260		350,000,000.00
1219180	162601001	10/4/2016	260		35,000,000.00
1219607	162601001	10/5/2016	260		23,000,000.00
1219987	162601001	10/6/2016	260	118,000,000.00	
1220396	162601001	10/7/2016	260		90,000,000.00
1221110	162601001	10/11/2016	260	7,000,000.00	
1221541	162301001	10/12/2016	260	31,000,000.00	
1222730	172701012	10/13/2016	260	98,000,000.00	
1223186	172701015	10/14/2016	260		47,000,000.00
1223627	162701015	10/17/2016	260	64,000,000.00	
1223649	162301001	10/17/2016	260	1,000,000.00	
1224073	162601001	10/18/2016	260	34,000,000.00	
1224542	162601001	10/19/2016	260		14,000,000.00
1224724	162601001	10/20/2016	260	55,000,000.00	
1225615	162601001	10/21/2016	260	9,000,000.00	
1225603	162301001	10/21/2016	260	1,000,000.00	
1226004	162601001	10/24/2016	260		120,000,000.00
1226461	162601001	10/25/2016	260		128,000,000.00
1226925	Correct Journal Entr	10/26/2016	260	68,000,000.00	
1226916	162601001	10/26/2016	260	18,000,000.00	
1226863	162301001	10/26/2016	260	2,000,000.00	
1226924	Back Out Journal Er	10/26/2016	260		18,000,000.00
1228118	Back Out Journal Er	10/27/2016	260	116,000,000.00	
1228000	1709824	10/27/2016	260	131,237.70	
1228116	162601001	10/27/2016	260		116,000,000.00

Run Date: 12/30/2016
 Run Time: 3:29:09PM

Demand Account Activity

Start Date: 7/1/2016 End Date: 12/30/2016

Page: 18
 User: 0

Jnl. Entry	Ref #	Trx. Date	Ledger	Debit Amount	Credit Amount
1228100	Correct Journal Entr	10/27/2016	260		76,000,000.00
1228749	162601001	10/28/2016	260		87,000,000.00
1229609	172701016	10/31/2016	260	76,000,000.00	
1230017	162601101	11/1/2016	260	23,000,000.00	
1230395	162601101	11/2/2016	260	39,000,000.00	
1230851	162601101	11/3/2016	260	48,000,000.00	
1230818	162301101	11/3/2016	260	1,000,000.00	
1231278	162601101	11/4/2016	260		36,000,000.00
1231652	162601101	11/7/2016	260	14,000,000.00	
1231646	162301101	11/7/2016	260	11,000,000.00	
1232046	162601101	11/8/2016	260	41,000,000.00	
1232096	162301101	11/8/2016	260	1,000,000.00	
1232609	162601101	11/9/2016	260	64,000,000.00	
1232612	Correct Journal Entr	11/9/2016	260	45,000,000.00	
1232565	162301101	11/9/2016	260	15,000,000.00	
1232611	Back Out Journal Er	11/9/2016	260		64,000,000.00
1233666	1711005	11/10/2016	260	129,617.80	
1233794	162701111	11/10/2016	260		26,000,000.00
1234205	172701118	11/14/2016	260	110,000,000.00	
1234878	172701120	11/15/2016	260		66,000,000.00
1235311	172701125	11/16/2016	260	61,000,000.00	
1235757	172701130	11/17/2016	260	30,000,000.00	
1236269	172701108	11/18/2016	260		43,000,000.00
1236650	162601101	11/21/2016	260	43,000,000.00	
1236653	162301101	11/21/2016	260	1,000,000.00	
1237088	162601101	11/22/2016	260		19,000,000.00
1237634	162601101	11/23/2016	260		160,000,000.00
1238812	162601101	11/28/2016	260	325,000,000.00	
1238706	162701101	11/28/2016	260		140,000,000.00
1239305	162601101	11/29/2016	260		81,000,000.00
1239755	162601101	11/30/2016	260		103,000,000.00
1240024	162701203	12/1/2016	260	78,086,636.23	
1240041	162601101	12/1/2016	260		78,086,636.23
1240138	162601201	12/1/2016	260		15,000,000.00
1240733	Back Out Journal Er	12/2/2016	260	16,000,000.00	
1240715	162601201	12/2/2016	260		16,000,000.00
1240732	Correct Journal Entr	12/2/2016	260		1,000,000.00
1241091	1692601201	12/5/2016	260		126,000,000.00
1242084	162301202	12/7/2016	260	14,000,000.00	
1243303	162701206	12/8/2016	260	232,000,000.00	
1243736	162601201	12/9/2016	260		245,000,000.00
1244142	162601201	12/12/2016	260		23,000,000.00
1244580	162601201	12/13/2016	260		15,000,000.00
1244961	162301201	12/14/2016	260	16,000,000.00	
1245465	Correct Journal Entr	12/15/2016	260	41,000,000.00	
1245457	162601201	12/15/2016	260	19,000,000.00	
1245464	Back Out Journal Er	12/15/2016	260		19,000,000.00
1246186	162601201	12/16/2016	260	26,000,000.00	
1246133	Back Out Journal Er	12/16/2016	260		26,000,000.00
1246153	Correct Journal Entr	12/16/2016	260		26,000,000.00
1246582	162601201	12/19/2016	260	36,000,000.00	
1246587	162301201	12/19/2016	260	1,000,000.00	
1247012	162601201	12/20/2016	260		18,000,000.00
1247514	Correct Journal Entr	12/21/2016	260	184,000,000.00	
1247491	162601201	12/21/2016	260	170,000,000.00	
1247507	162601202	12/21/2016	260	1,000,000.00	

Run Date: 12/30/2016
Run Time: 3:29:09PM

Demand Account Activity

Start Date: 7/1/2016 End Date: 12/30/2016

Page: 19
User: 0

Jnl. Entry	Ref #	Trx. Date	Ledger	Debit Amount	Credit Amount	
1247494	Back Out Journal Er	12/21/2016	260		170,000,000.00	
1248746	162601201	12/22/2016	260		207,000,000.00	
1249213	162601201	12/27/2016	260	382,000,000.00		
1249184	162301201	12/27/2016	260	11,000,000.00		
1249207	1714711	12/27/2016	260	162,715.35		
1249077	162601201	12/27/2016	260		55,000,000.00	
1249641	162601201	12/28/2016	260		153,000,000.00	
1250096	162701217	12/29/2016	260	237,000,000.00		
1250553	172701215	12/30/2016	260	67,000,000.00		
1250536	172701213	12/30/2016	260	1,000,000.00		
Totals for: 260 - Bank of the Ozarks				Count: 177	5,355,054,216.32	5,242,086,636.23

Run Date: 12/30/2016
 Run Time: 3:29:09PM

Demand Account Activity

Start Date: 7/1/2016 End Date: 12/30/2016

Page: 20
 User: 0

Jnl. Entry	Ref #	Trx. Date	Ledger	Debit Amount	Credit Amount
<u>270 - Bank Of America</u>					
1182060	162700705	7/5/2016	270	168,000,000.00	
1184644	163990701	7/5/2016	270	78,777,449.13	
1184605	162700714	7/5/2016	270	68,779,282.47	
1184661	Back Out Journal Er	7/5/2016	270	44,000,000.00	
1182065	162700711	7/5/2016	270	25,600,000.00	
1182056	162700701	7/5/2016	270	19,700,862.00	
1182066	162700712	7/5/2016	270	15,000,000.00	
1182057	162700702	7/5/2016	270	15,000,000.00	
1182071	162700707 AIRS TA	7/5/2016	270	8,543,525.10	
1182044	1700012	7/5/2016	270	835,704.73	
1182045	1700013	7/5/2016	270	141,216.21	
1184602	1700021	7/5/2016	270	104,285.51	
1182074	162700710 AIRS D€	7/5/2016	270	60,450.00	
1184617	1700031	7/5/2016	270	32,577.58	
1182072	162700708 AIRS TA	7/5/2016	270	29,130.76	
1184620	1700034	7/5/2016	270	23,982.70	
1182039	1700007	7/5/2016	270	22,792.49	
1182040	1700008	7/5/2016	270	17,000.00	
1182043	1700011	7/5/2016	270	16,050.77	
1182073	162700709 AIRS D€	7/5/2016	270	13,678.31	
1184609	1700023	7/5/2016	270	12,551.94	
1182041	1700009	7/5/2016	270	9,000.00	
1182033	1700001	7/5/2016	270	8,732.40	
1184632	1700049	7/5/2016	270	6,529.25	
1182075	162700711 AIRS D€	7/5/2016	270	6,465.00	
1184608	1700022	7/5/2016	270	3,238.50	
1184638	162700715	7/5/2016	270	3,080.00	
1184615	1700029	7/5/2016	270	2,681.11	
1184621	1700035	7/5/2016	270	2,300.00	
1184616	1700030	7/5/2016	270	1,686.99	
1182034	1700002	7/5/2016	270	1,560.00	
1184619	1700033	7/5/2016	270	1,480.00	
1184622	1700036	7/5/2016	270	1,435.00	
1182042	1700010	7/5/2016	270	1,380.28	
1184618	1700032	7/5/2016	270	1,130.00	
1184625	1700038	7/5/2016	270	220.00	
1184624	1700037	7/5/2016	270	146.00	
1182035	1700003	7/5/2016	270	88.00	
1182036	1700004	7/5/2016	270	21.25	
1184627	1700039	7/5/2016	270	20.00	
1182037	1700005	7/5/2016	270	18.00	
1182038	1700006	7/5/2016	270	6.00	
1184639	162700716	7/5/2016	270		74,287,305.95
1182058	162700703	7/5/2016	270		151,218,152.99
1182059	162700704	7/5/2016	270		51,810,927.46
1182064	162700706	7/5/2016	270		799,657.00
1184599	162250701	7/5/2016	270		125,000.00
1184656	Back Out Journal Er	7/5/2016	270		68,779,282.47
1184657	162600701	7/5/2016	270		44,000,000.00
1184660	162600702	7/5/2016	270		54,000,000.00
1184978	162700704	7/6/2016	270	42,803,715.13	
1184680	162700707 AIRS TA	7/6/2016	270	8,511,071.85	
1184668	163000703	7/6/2016	270	5,000,000.00	
1185055	1700143	7/6/2016	270	4,431,902.99	
1184957	1700066	7/6/2016	270	1,654,925.39	

Run Date: 12/30/2016
 Run Time: 3:29:09PM

Demand Account Activity

Page: 21
 User: 0

Start Date: 7/1/2016 End Date: 12/30/2016

Jnl. Entry	Ref #	Trx. Date	Ledger	Debit Amount	Credit Amount
1185020	1700119	7/6/2016	270	1,642,273.25	
1184953	1700062	7/6/2016	270	1,100,000.00	
1185066	1700158	7/6/2016	270	750,000.00	
1185052	1700136	7/6/2016	270	517,000.00	
1184988	1700091	7/6/2016	270	416,832.37	
1184995	1700096	7/6/2016	270	331,983.62	
1185047	1700140	7/6/2016	270	252,291.47	
1184994	1700095	7/6/2016	270	215,825.77	
1185067	1700159	7/6/2016	270	194,968.16	
1184991	1700093	7/6/2016	270	138,613.48	
1185053	1700137	7/6/2016	270	110,543.41	
1184954	1700063	7/6/2016	270	72,020.00	
1184990	1700092	7/6/2016	270	66,017.50	
1185054	1700142	7/6/2016	270	55,609.11	
1184955	1700064	7/6/2016	270	50,000.00	
1184684	162700711 AIRS DE	7/6/2016	270	41,225.00	
1185051	1700141	7/6/2016	270	32,102.21	
1184997	1700097	7/6/2016	270	26,724.21	
1184681	162700708 AIRS TA	7/6/2016	270	18,424.29	
1185019	1700118	7/6/2016	270	12,958.06	
1185012	1700114	7/6/2016	270	11,900.00	
1185057	1700146	7/6/2016	270	10,385.10	
1185001	1700102	7/6/2016	270	10,157.18	
1185002	1700103	7/6/2016	270	9,070.81	
1185010	1700109	7/6/2016	270	8,245.07	
1184998	1700098	7/6/2016	270	6,672.92	
1185058	1700147	7/6/2016	270	6,085.39	
1184964	1700073	7/6/2016	270	4,197.41	
1184993	1700094	7/6/2016	270	4,051.70	
1185011	1700110	7/6/2016	270	3,695.00	
1184974	1700144	7/6/2016	270	3,448.18	
1184992	1700100	7/6/2016	270	2,920.00	
1185016	1700138	7/6/2016	270	2,907.12	
1185045	1700139	7/6/2016	270	2,893.25	
1185000	1700101	7/6/2016	270	2,579.00	
1184683	162700710 AIRS DE	7/6/2016	270	2,440.65	
1184999	1700099	7/6/2016	270	2,075.00	
1184685	162700712 AIRS DE	7/6/2016	270	1,845.00	
1185018	1700117	7/6/2016	270	1,320.00	
1185003	1700113	7/6/2016	270	1,237.00	
1185056	1700145	7/6/2016	270	1,153.90	
1184951	1700060	7/6/2016	270	1,090.00	
1185013	1700111	7/6/2016	270	1,022.50	
1184956	1700065	7/6/2016	270	990.95	
1185059	1700148	7/6/2016	270	640.70	
1184949	1700058	7/6/2016	270	450.00	
1184967	1700076	7/6/2016	270	450.00	
1185004	1700104	7/6/2016	270	324.24	
1184950	1700059	7/6/2016	270	270.00	
1184952	1700061	7/6/2016	270	175.00	
1185008	1700108	7/6/2016	270	139.75	
1184965	1700074	7/6/2016	270	104.11	
1185014	1700115	7/6/2016	270	90.00	
1185048	1700134	7/6/2016	270	75.00	
1185050	1700135	7/6/2016	270	70.00	
1185046	1700133	7/6/2016	270	50.00	

Run Date: 12/30/2016
 Run Time: 3:29:09PM

Demand Account Activity

Start Date: 7/1/2016 End Date: 12/30/2016

Page: 22
 User: 0

Jnl. Entry	Ref #	Trx. Date	Ledger	Debit Amount	Credit Amount
1184682	162700709 AIRS D€	7/6/2016	270	38.16	
1185015	1700112	7/6/2016	270	25.50	
1185005	1700105	7/6/2016	270	24.00	
1185017	1700116	7/6/2016	270	18.53	
1185006	1700106	7/6/2016	270	16.00	
1185007	1700107	7/6/2016	270	12.00	
1184670	162700702	7/6/2016	270	0.01	
1184981	DFA EFT REV 7/6/1	7/6/2016	270		29,728.15
1184948	162700703	7/6/2016	270		6,670,112.29
1184979	162700705	7/6/2016	270		99,012.20
1184980	162700706	7/6/2016	270		19,471,390.45
1184669	162700701	7/6/2016	270		1,654,925.39
1185043	162600701	7/6/2016	270		41,000,000.00
1185508	1700275	7/7/2016	270	59,583,573.51	
1185497	162600701	7/7/2016	270	26,000,000.00	
1185092	162700707 AIRS TA	7/7/2016	270	7,171,899.93	
1185480	162700704	7/7/2016	270	5,009,722.22	
1185493	1700274	7/7/2016	270	4,320,016.63	
1185081	163000703	7/7/2016	270	4,000,000.00	
1185465	1700258	7/7/2016	270	1,630,752.54	
1185543	1700302	7/7/2016	270	1,027,697.22	
1185097	162700702	7/7/2016	270	511,952.29	
1185463	1700256	7/7/2016	270	488,254.07	
1185377	1700175	7/7/2016	270	445,562.16	
1185501	1700266	7/7/2016	270	384,845.00	
1185546	1700303	7/7/2016	270	350,000.00	
1185477	162700704	7/7/2016	270	314,675.00	
1185513	1700304	7/7/2016	270	222,340.37	
1185498	1700265	7/7/2016	270	157,396.95	
1185504	1700277	7/7/2016	270	107,656.42	
1185516	1700298	7/7/2016	270	70,638.33	
1185509	1700279	7/7/2016	270	69,868.62	
1185481	1700260	7/7/2016	270	62,396.41	
1185409	1700208	7/7/2016	270	44,680.25	
1185374	1700172	7/7/2016	270	41,285.05	
1185448	1700282	7/7/2016	270	41,001.76	
1185534	1700299	7/7/2016	270	28,322.35	
1185538	1700312	7/7/2016	270	27,643.00	
1185484	1700273	7/7/2016	270	24,830.74	
1185093	162700708	7/7/2016	270	24,067.39	
1185376	1700174	7/7/2016	270	20,363.39	
1185096	162700711 AIRS D€	7/7/2016	270	19,250.00	
1185535	1700306	7/7/2016	270	16,720.44	
1185539	1700307	7/7/2016	270	15,555.30	
1185486	1700261	7/7/2016	270	14,854.75	
1185467	1700283	7/7/2016	270	14,460.62	
1185375	1700173	7/7/2016	270	13,622.23	
1185490	1700262	7/7/2016	270	13,223.73	
1185512	1700281	7/7/2016	270	13,158.75	
1185405	1700204	7/7/2016	270	11,115.00	
1185506	1700278	7/7/2016	270	10,060.70	
1185095	162700710 AIRS D€	7/7/2016	270	9,944.68	
1185418	1700217	7/7/2016	270	9,854.66	
1185470	1700285	7/7/2016	270	8,213.83	
1185407	1700206	7/7/2016	270	7,352.00	
1185471	1700286	7/7/2016	270	5,121.07	

Run Date: 12/30/2016
 Run Time: 3:29:09PM

Demand Account Activity

Page: 23
 User: 0

Start Date: 7/1/2016 End Date: 12/30/2016

Jnl. Entry	Ref #	Trx. Date	Ledger	Debit Amount	Credit Amount
1185474	1700287	7/7/2016	270	4,849.82	
1185542	1700313	7/7/2016	270	4,795.00	
1185531	1700305	7/7/2016	270	4,430.00	
1185372	1700171	7/7/2016	270	4,400.00	
1185468	1700284	7/7/2016	270	3,825.00	
1185378	1700176	7/7/2016	270	3,766.64	
1185410	1700209	7/7/2016	270	3,590.00	
1185464	1700257	7/7/2016	270	3,036.75	
1185472	1700259	7/7/2016	270	2,753.36	
1185491	1700293	7/7/2016	270	2,690.00	
1185488	1700292	7/7/2016	270	2,270.12	
1185511	1700280	7/7/2016	270	2,200.15	
1185406	1700205	7/7/2016	270	2,040.00	
1185417	1700216	7/7/2016	270	1,240.00	
1185494	1700263	7/7/2016	270	1,236.00	
1185368	1700170	7/7/2016	270	1,150.00	
1185500	1700276	7/7/2016	270	1,046.00	
1185482	1700290	7/7/2016	270	955.50	
1185408	1700207	7/7/2016	270	845.00	
1185485	1700291	7/7/2016	270	690.00	
1185382	1700180	7/7/2016	270	670.00	
1185503	1700267	7/7/2016	270	611.25	
1185544	1700314	7/7/2016	270	530.00	
1185499	1700294	7/7/2016	270	505.00	
1185379	1700177	7/7/2016	270	478.18	
1185383	1700181	7/7/2016	270	475.00	
1185476	1700288	7/7/2016	270	473.00	
1185475	1700271	7/7/2016	270	405.00	
1185380	1700178	7/7/2016	270	375.00	
1185496	1700264	7/7/2016	270	347.23	
1185462	1700270	7/7/2016	270	320.00	
1185479	1700289	7/7/2016	270	281.00	
1185507	1700269	7/7/2016	270	208.00	
1185505	1700268	7/7/2016	270	185.00	
1185537	1700300	7/7/2016	270	180.00	
1185419	1700218	7/7/2016	270	129.75	
1185478	1700272	7/7/2016	270	100.00	
1185381	1700179	7/7/2016	270	75.00	
1185094	162700709 AIRS DE	7/7/2016	270	48.03	
1185414	1700213	7/7/2016	270	45.60	
1185415	1700214	7/7/2016	270	45.60	
1185411	1700210	7/7/2016	270	38.00	
1185412	1700211	7/7/2016	270	38.00	
1185416	1700215	7/7/2016	270	28.80	
1185413	1700212	7/7/2016	270	24.00	
1185540	1700301	7/7/2016	270	12.09	
1185420	1700219	7/7/2016	270	10.00	
1185403	DFA EFT REV 7/7/1	7/7/2016	270		150.19
1185082	162700701	7/7/2016	270		610,000.00
1185466	162700703	7/7/2016	270		111,384,536.31
1186575	162700702	7/8/2016	270	121,208,303.85	
1185566	162700707 AIRS TA	7/8/2016	270	12,903,410.15	
1185556	163000703	7/8/2016	270	9,000,000.00	
1186662	163990707	7/8/2016	270	6,292,630.96	
1186637	1700415	7/8/2016	270	5,923,000.00	
1186612	1700397	7/8/2016	270	4,494,013.25	

Run Date: 12/30/2016
Run Time: 3:29:09PM

Demand Account Activity

Start Date: 7/1/2016 End Date: 12/30/2016

Page: 24
User: 0

Jnl. Entry	Ref #	Trx. Date	Ledger	Debit Amount	Credit Amount
1186615	1700399	7/8/2016	270	1,718,518.06	
1186574	1700393	7/8/2016	270	837,228.40	
1186609	1700392	7/8/2016	270	779,887.15	
1186594	1700378	7/8/2016	270	201,501.46	
1186544	1700343	7/8/2016	270	163,018.49	
1185567	162700708 AIRS TA	7/8/2016	270	86,097.77	
1186616	1700400	7/8/2016	270	81,716.76	
1186547	1700346	7/8/2016	270	42,796.22	
1186617	1700401	7/8/2016	270	33,763.96	
1186603	1700390	7/8/2016	270	30,000.82	
1186611	1700396	7/8/2016	270	26,767.27	
1185570	162700711 AIRS DE	7/8/2016	270	25,750.00	
1186545	1700344	7/8/2016	270	25,614.80	
1186599	1700380	7/8/2016	270	25,050.50	
1186614	1700398	7/8/2016	270	21,031.77	
1186543	1700342	7/8/2016	270	19,246.25	
1186533	1700332	7/8/2016	270	13,642.75	
1186608	1700395	7/8/2016	270	10,547.97	
1185571	162700712 AIRS DE	7/8/2016	270	9,165.00	
1185569	162700710 AIRS DE	7/8/2016	270	8,412.81	
1186516	162700701	7/8/2016	270	6,008.33	
1186607	1700394	7/8/2016	270	5,053.86	
1186535	1700334	7/8/2016	270	3,915.00	
1186596	1700379	7/8/2016	270	2,334.00	
1186548	1700347	7/8/2016	270	2,150.00	
1186618	1700402	7/8/2016	270	1,500.00	
1186542	1700341	7/8/2016	270	1,286.38	
1186591	1700377	7/8/2016	270	1,163.30	
1186534	1700333	7/8/2016	270	1,090.00	
1186644	1700421	7/8/2016	270	1,009.84	
1186537	1700336	7/8/2016	270	993.25	
1186536	1700335	7/8/2016	270	750.00	
1186595	1700388	7/8/2016	270	619.49	
1185568	162700709 AIRS DE	7/8/2016	270	603.19	
1186549	1700348	7/8/2016	270	520.00	
1186638	1700416	7/8/2016	270	475.00	
1186649	1700423	7/8/2016	270	454.40	
1186546	1700345	7/8/2016	270	420.00	
1186604	1700382	7/8/2016	270	417.00	
1186598	1700389	7/8/2016	270	330.00	
1186606	1700391	7/8/2016	270	273.00	
1186640	1700418	7/8/2016	270	200.00	
1186639	1700417	7/8/2016	270	195.00	
1186532	1700331	7/8/2016	270	150.00	
1186538	1700337	7/8/2016	270	150.00	
1186643	1700428	7/8/2016	270	130.00	
1186641	1700419	7/8/2016	270	90.00	
1186635	1700427	7/8/2016	270	90.00	
1186657	1700437	7/8/2016	270	90.00	
1186652	1700434	7/8/2016	270	72.00	
1186651	1700433	7/8/2016	270	70.00	
1186642	1700420	7/8/2016	270	60.00	
1186658	1700426	7/8/2016	270	60.00	
1186647	1700422	7/8/2016	270	54.00	
1186650	1700432	7/8/2016	270	54.00	
1186648	1700431	7/8/2016	270	48.00	

Run Date: 12/30/2016
 Run Time: 3:29:09PM

Demand Account Activity

Start Date: 7/1/2016 End Date: 12/30/2016

Page: 25
 User: 0

Jnl. Entry	Ref #	Trx. Date	Ledger	Debit Amount	Credit Amount
1186601	1700381	7/8/2016	270	45.00	
1186655	1700425	7/8/2016	270	42.00	
1186653	1700424	7/8/2016	270	24.00	
1186645	1700429	7/8/2016	270	24.00	
1186646	1700430	7/8/2016	270	24.00	
1186654	1700435	7/8/2016	270	24.00	
1186656	1700436	7/8/2016	270	24.00	
1186586	1700385	7/8/2016	270	16.00	
1186589	1700386	7/8/2016	270	16.00	
1186539	1700338	7/8/2016	270	15.20	
1186540	1700339	7/8/2016	270	15.20	
1186605	1700383	7/8/2016	270	12.00	
1186529	1700384	7/8/2016	270	12.00	
1186541	1700340	7/8/2016	270	9.60	
1186592	1700387	7/8/2016	270	8.00	
1186526	DFA EFT REV 7/8/1	7/8/2016	270		2,439.30
1186602	162700704	7/8/2016	270		81,769,633.12
1186659	162600701	7/8/2016	270		82,000,000.00
1187075	162600701	7/11/2016	270	154,000,000.00	
1186678	162700702	7/11/2016	270	76,134,702.00	
1187097	162300701	7/11/2016	270	15,000,000.00	
1186675	163000703	7/11/2016	270	7,000,000.00	
1186687	162700707 AIRS TA	7/11/2016	270	6,709,637.10	
1187052	1700507	7/11/2016	270	1,213,513.10	
1187017	1700473	7/11/2016	270	1,123,291.00	
1187058	1700508	7/11/2016	270	382,823.87	
1187046	1700504	7/11/2016	270	220,146.57	
1187059	1700509	7/11/2016	270	205,952.17	
1187080	1700529	7/11/2016	270	164,808.52	
1187062	1700540	7/11/2016	270	154,500.00	
1186986	1700448	7/11/2016	270	49,521.00	
1186987	1700449	7/11/2016	270	46,281.01	
1187047	1700515	7/11/2016	270	44,344.85	
1187081	1700530	7/11/2016	270	37,380.31	
1187041	1700501	7/11/2016	270	34,011.24	
1186690	162700710 AIRS DE	7/11/2016	270	26,115.00	
1186994	1700456	7/11/2016	270	25,381.07	
1186988	1700450	7/11/2016	270	20,430.00	
1187088	1700548	7/11/2016	270	16,732.50	
1187093	1700541	7/11/2016	270	16,500.00	
1186989	1700451	7/11/2016	270	14,976.32	
1187003	1700462	7/11/2016	270	13,816.37	
1186688	162700708 AIRS TA	7/11/2016	270	13,499.06	
1187042	1700502	7/11/2016	270	12,976.00	
1186990	1700452	7/11/2016	270	12,560.11	
1186991	1700453	7/11/2016	270	8,732.14	
1186992	1700454	7/11/2016	270	8,455.68	
1187086	1700533	7/11/2016	270	7,677.25	
1186996	1700458	7/11/2016	270	6,071.00	
1187043	1700503	7/11/2016	270	5,304.58	
1187006	1700463	7/11/2016	270	5,069.75	
1187048	1700516	7/11/2016	270	4,845.87	
1187050	1700505	7/11/2016	270	4,294.23	
1187099	1700546	7/11/2016	270	3,932.46	
1187027	1700484	7/11/2016	270	2,565.00	
1187053	1700518	7/11/2016	270	2,040.00	

Run Date: 12/30/2016
 Run Time: 3:29:09PM

Demand Account Activity

Page: 26
 User: 0

Start Date: 7/1/2016 End Date: 12/30/2016

Jnl. Entry	Ref #	Trx. Date	Ledger	Debit Amount	Credit Amount
1187049	1700517	7/11/2016	270	1,845.00	
1187011	1700468	7/11/2016	270	1,735.00	
1187060	1700510	7/11/2016	270	1,679.82	
1186993	1700455	7/11/2016	270	1,561.37	
1187061	1700511	7/11/2016	270	1,443.99	
1187024	1700483	7/11/2016	270	1,080.00	
1187030	1700487	7/11/2016	270	775.00	
1187013	1700470	7/11/2016	270	714.25	
1187100	1700547	7/11/2016	270	664.73	
1187028	1700485	7/11/2016	270	450.00	
1187051	1700506	7/11/2016	270	422.19	
1186689	162700709 AIRS DE	7/11/2016	270	421.53	
1187007	1700464	7/11/2016	270	410.00	
1187021	1700512	7/11/2016	270	402.33	
1187012	1700469	7/11/2016	270	320.00	
1187079	1700528	7/11/2016	270	270.00	
1187054	1700519	7/11/2016	270	270.00	
1187045	1700514	7/11/2016	270	173.25	
1187029	1700486	7/11/2016	270	125.00	
1187015	1700471	7/11/2016	270	80.00	
1186995	1700457	7/11/2016	270	70.00	
1187044	1700513	7/11/2016	270	50.00	
1187008	1700465	7/11/2016	270	22.80	
1187009	1700466	7/11/2016	270	22.80	
1187010	1700467	7/11/2016	270	14.40	
1187082	1700531	7/11/2016	270	0.01	
1186676	162700701	7/11/2016	270		77,144,761.29
1186677	DFA EFT REV 7-11-	7/11/2016	270		2,370.28
1187071	162700703	7/11/2016	270		17,010,904.87
1187072	162700704	7/11/2016	270		169,369,933.50
1187569	162600701	7/12/2016	270	68,000,000.00	
1187480	162700707 AIRS TA	7/12/2016	270	15,114,310.09	
1187471	163000703	7/12/2016	270	14,000,000.00	
1187552	1700637	7/12/2016	270	2,896,113.50	
1187573	162700705	7/12/2016	270	1,005,904.17	
1187584	1700654	7/12/2016	270	808,708.47	
1187554	1700638	7/12/2016	270	502,485.17	
1187540	1700625	7/12/2016	270	185,595.51	
1187557	1700640	7/12/2016	270	130,968.23	
1187134	1700573	7/12/2016	270	111,673.99	
1187585	1700655	7/12/2016	270	75,000.00	
1187488	1700576	7/12/2016	270	71,179.42	
1187580	1700651	7/12/2016	270	67,266.84	
1187522	1700609	7/12/2016	270	67,005.81	
1187481	162700708 AIRS TA	7/12/2016	270	35,035.51	
1187531	1700614	7/12/2016	270	29,410.68	
1187527	1700610	7/12/2016	270	24,292.40	
1187528	1700611	7/12/2016	270	21,272.75	
1187508	1700595	7/12/2016	270	16,278.00	
1187586	1700656	7/12/2016	270	16,115.46	
1187491	1700578	7/12/2016	270	13,300.42	
1187555	1700639	7/12/2016	270	12,743.77	
1187581	1700652	7/12/2016	270	11,367.02	
1187507	1700594	7/12/2016	270	5,907.99	
1187523	1700618	7/12/2016	270	4,928.41	
1187489	1700577	7/12/2016	270	4,449.99	

Run Date: 12/30/2016
 Run Time: 3:29:09PM

Demand Account Activity

Page: 27
 User: 0

Start Date: 7/1/2016 End Date: 12/30/2016

Jnl. Entry	Ref #	Trx. Date	Ledger	Debit Amount	Credit Amount
1187484	162700710 AIRS DE	7/12/2016	270	3,900.00	
1187582	1700653	7/12/2016	270	3,781.36	
1187529	1700612	7/12/2016	270	3,530.48	
1187521	1700617	7/12/2016	270	3,392.24	
1187503	1700590	7/12/2016	270	3,014.00	
1187525	1700620	7/12/2016	270	2,730.00	
1187511	1700616	7/12/2016	270	2,722.30	
1187505	1700592	7/12/2016	270	1,825.00	
1187551	1700636	7/12/2016	270	1,703.91	
1187497	1700584	7/12/2016	270	1,553.92	
1187632	1700684	7/12/2016	270	1,495.00	
1187498	1700585	7/12/2016	270	1,236.00	
1187641	1700685	7/12/2016	270	1,165.00	
1187487	1700575	7/12/2016	270	839.83	
1187533	1700621	7/12/2016	270	830.00	
1187652	1700690	7/12/2016	270	708.60	
1187115	1700554	7/12/2016	270	600.21	
1187663	1700703	7/12/2016	270	531.00	
1187519	1700607	7/12/2016	270	417.76	
1187506	1700593	7/12/2016	270	350.00	
1187121	1700560	7/12/2016	270	332.59	
1187125	1700564	7/12/2016	270	332.14	
1187116	1700555	7/12/2016	270	330.73	
1187532	1700615	7/12/2016	270	318.45	
1187122	1700561	7/12/2016	270	310.00	
1187117	1700556	7/12/2016	270	302.00	
1187118	1700557	7/12/2016	270	302.00	
1187119	1700558	7/12/2016	270	302.00	
1187120	1700559	7/12/2016	270	302.00	
1187483	162700709 AIRS DE	7/12/2016	270	272.14	
1187504	1700591	7/12/2016	270	240.00	
1187662	1700694	7/12/2016	270	223.00	
1187658	1700692	7/12/2016	270	200.00	
1187524	1700619	7/12/2016	270	195.83	
1187649	1700689	7/12/2016	270	157.44	
1187541	1700626	7/12/2016	270	125.00	
1187123	1700562	7/12/2016	270	123.73	
1187499	1700586	7/12/2016	270	115.00	
1187643	1700686	7/12/2016	270	110.00	
1187667	1700697	7/12/2016	270	85.00	
1187486	1700574	7/12/2016	270	82.00	
1187520	1700608	7/12/2016	270	68.33	
1187647	1700688	7/12/2016	270	47.50	
1187655	1700691	7/12/2016	270	42.50	
1187530	1700613	7/12/2016	270	37.62	
1187124	1700563	7/12/2016	270	32.35	
1187664	1700695	7/12/2016	270	24.00	
1187500	1700587	7/12/2016	270	15.20	
1187501	1700588	7/12/2016	270	15.20	
1187665	1700696	7/12/2016	270	10.00	
1187502	1700589	7/12/2016	270	9.60	
1187645	1700687	7/12/2016	270	8.50	
1187660	1700693	7/12/2016	270	8.00	
1187482	DFA EFT REV 7-12-	7/12/2016	270		562.07
1187564	162700703	7/12/2016	270		77,557,664.72
1187490	162700702	7/12/2016	270		16,849,907.46

Run Date: 12/30/2016
 Run Time: 3:29:09PM

Demand Account Activity

Start Date: 7/1/2016 End Date: 12/30/2016

Page: 28
 User: 0

Jnl. Entry	Ref #	Trx. Date	Ledger	Debit Amount	Credit Amount
1187472	162700701	7/12/2016	270		730,000.00
1187577	162700706	7/12/2016	270		6,234,908.39
1188089	162700707 AIRS TA	7/13/2016	270	30,442,431.94	
1188000	1700726	7/13/2016	270	27,656,136.94	
1188007	163000704	7/13/2016	270	8,000,000.00	
1188043	1700756	7/13/2016	270	2,923,539.93	
1188044	1700757	7/13/2016	270	1,068,664.15	
1188045	1700758	7/13/2016	270	964,505.28	
1187901	1700717	7/13/2016	270	397,738.11	
1188011	162700703	7/13/2016	270	298,480.51	
1188050	1700763	7/13/2016	270	126,908.17	
1187914	1700720	7/13/2016	270	99,243.77	
1187902	1700718	7/13/2016	270	74,972.19	
1187995	1700721	7/13/2016	270	74,000.00	
1187903	1700719	7/13/2016	270	46,258.84	
1188108	1700794	7/13/2016	270	36,838.63	
1188090	162700708 AIRS TA	7/13/2016	270	25,441.27	
1188101	1700788	7/13/2016	270	24,993.90	
1188001	1700727	7/13/2016	270	21,195.85	
1187996	1700722	7/13/2016	270	12,782.30	
1188102	1700789	7/13/2016	270	11,868.22	
1188103	1700790	7/13/2016	270	10,849.52	
1188052	1700765	7/13/2016	270	9,525.26	
1188042	1700755	7/13/2016	270	9,000.00	
1188040	1700753	7/13/2016	270	8,036.78	
1187997	1700723	7/13/2016	270	7,675.92	
1188060	1700787	7/13/2016	270	7,245.75	
1188046	1700759	7/13/2016	270	7,137.71	
1188019	1700733	7/13/2016	270	5,169.75	
1188104	1700791	7/13/2016	270	4,657.57	
1188109	1700795	7/13/2016	270	4,440.32	
1188041	1700754	7/13/2016	270	3,640.99	
1188054	1700767	7/13/2016	270	3,000.00	
1188094	162700711 AIRS D€	7/13/2016	270	2,925.00	
1188015	1700729	7/13/2016	270	1,725.00	
1188091	162700709 AIRS D€	7/13/2016	270	1,680.03	
1187680	1700713	7/13/2016	270	1,400.00	
1187683	1700716	7/13/2016	270	1,232.25	
1188017	1700731	7/13/2016	270	1,116.00	
1187998	1700724	7/13/2016	270	1,046.56	
1188049	1700762	7/13/2016	270	770.25	
1188048	1700761	7/13/2016	270	764.87	
1187999	1700725	7/13/2016	270	749.00	
1188110	1700796	7/13/2016	270	679.00	
1187682	1700715	7/13/2016	270	525.00	
1188055	1700768	7/13/2016	270	500.00	
1188020	1700734	7/13/2016	270	410.00	
1188016	1700730	7/13/2016	270	330.00	
1188092	162700710 AIRS D€	7/13/2016	270	243.94	
1188053	1700766	7/13/2016	270	212.03	
1187678	1700712	7/13/2016	270	178.00	
1188018	1700732	7/13/2016	270	130.00	
1188047	1700760	7/13/2016	270	89.41	
1188056	1700769	7/13/2016	270	87.30	
1187681	1700714	7/13/2016	270	75.00	
1188002	1700728	7/13/2016	270	60.00	

Run Date: 12/30/2016
 Run Time: 3:29:09PM

Demand Account Activity

Page: 29
 User: 0

Start Date: 7/1/2016 End Date: 12/30/2016

Jnl. Entry	Ref #	Trx. Date	Ledger	Debit Amount	Credit Amount
1188021	1700735	7/13/2016	270	30.40	
1188023	1700736	7/13/2016	270	30.40	
1188051	1700764	7/13/2016	270	24.62	
1188024	1700737	7/13/2016	270	19.20	
1187677	1700711	7/13/2016	270	10.00	
1187679	DFA EFT REV 7/13/	7/13/2016	270		164,203.48
1188009	162700701	7/13/2016	270		27,656,136.94
1188010	162700702	7/13/2016	270		575,000.00
1188012	162700704	7/13/2016	270		1,283,537.96
1188098	Correct Journal Entr	7/13/2016	270		13,669,932.09
1188111	162700706	7/13/2016	270		31,000,000.00
1188558	1700877	7/14/2016	270	235,061,711.23	
1188498	162700707 AIRS TA	7/14/2016	270	31,332,310.21	
1188142	163000703	7/14/2016	270	18,000,000.00	
1188552	1700872	7/14/2016	270	1,138,041.50	
1188553	1700873	7/14/2016	270	1,007,422.50	
1188509	1700819	7/14/2016	270	554,745.00	
1188548	1700868	7/14/2016	270	315,465.00	
1188577	1700882	7/14/2016	270	207,015.21	
1188549	1700869	7/14/2016	270	182,320.00	
1188144	162700702	7/14/2016	270	116,290.44	
1188503	1700813	7/14/2016	270	108,436.73	
1188499	162700708 AIRS TA	7/14/2016	270	87,718.46	
1188554	1700874	7/14/2016	270	52,018.05	
1188616	1700917	7/14/2016	270	36,686.38	
1188642	1700935	7/14/2016	270	35,000.00	
1188631	162700705	7/14/2016	270	22,222.22	
1188536	1700841	7/14/2016	270	20,135.52	
1188555	1700875	7/14/2016	270	18,350.77	
1188137	1700812	7/14/2016	270	17,641.33	
1188634	1700934	7/14/2016	270	17,056.34	
1188533	1700839	7/14/2016	270	16,527.00	
1188500	162700709 AIRS DE	7/14/2016	270	15,249.34	
1188596	1700900	7/14/2016	270	14,703.00	
1188504	1700814	7/14/2016	270	11,889.42	
1188505	1700815	7/14/2016	270	10,211.58	
1188560	1700878	7/14/2016	270	9,074.98	
1188597	1700901	7/14/2016	270	8,500.00	
1188581	1700916	7/14/2016	270	8,082.24	
1188501	162700710 AIRS DE	7/14/2016	270	7,125.00	
1188598	1700902	7/14/2016	270	4,660.00	
1188550	1700870	7/14/2016	270	4,610.00	
1188618	1700918	7/14/2016	270	3,960.50	
1188606	1700910	7/14/2016	270	3,731.00	
1188529	1700832	7/14/2016	270	3,695.00	
1188621	1700919	7/14/2016	270	3,506.00	
1188623	1700920	7/14/2016	270	2,963.00	
1188643	1700936	7/14/2016	270	2,910.80	
1188625	1700921	7/14/2016	270	2,810.83	
1188627	1700922	7/14/2016	270	2,553.83	
1188644	1700937	7/14/2016	270	1,640.37	
1188629	1700923	7/14/2016	270	1,522.67	
1188630	1700924	7/14/2016	270	1,434.10	
1188535	1700840	7/14/2016	270	1,320.00	
1188532	1700834	7/14/2016	270	1,315.75	
1188622	1700932	7/14/2016	270	1,200.00	

Run Date: 12/30/2016
 Run Time: 3:29:09PM

Demand Account Activity

Start Date: 7/1/2016 End Date: 12/30/2016

Page: 30
 User: 0

Jnl. Entry	Ref #	Trx. Date	Ledger	Debit Amount	Credit Amount
1188651	1700941	7/14/2016	270	750.00	
1188551	1700871	7/14/2016	270	700.00	
1188531	1700833	7/14/2016	270	700.00	
1188508	1700818	7/14/2016	270	677.00	
1188138	1700822	7/14/2016	270	583.05	
1188624	1700933	7/14/2016	270	500.00	
1188632	1700925	7/14/2016	270	494.00	
1188612	1700926	7/14/2016	270	449.00	
1188506	1700816	7/14/2016	270	420.00	
1188614	1700927	7/14/2016	270	380.00	
1188615	1700928	7/14/2016	270	255.00	
1188599	1700903	7/14/2016	270	216.00	
1188575	1700880	7/14/2016	270	180.00	
1188534	1700835	7/14/2016	270	150.00	
1188557	1700876	7/14/2016	270	140.73	
1188617	1700929	7/14/2016	270	95.00	
1188574	1700879	7/14/2016	270	90.00	
1188619	1700930	7/14/2016	270	69.00	
1188600	1700904	7/14/2016	270	54.00	
1188656	1700942	7/14/2016	270	50.00	
1188601	1700905	7/14/2016	270	48.00	
1188537	1700836	7/14/2016	270	45.60	
1188539	1700837	7/14/2016	270	45.60	
1188620	1700931	7/14/2016	270	37.75	
1188540	1700838	7/14/2016	270	28.80	
1188602	1700906	7/14/2016	270	24.00	
1188603	1700907	7/14/2016	270	24.00	
1188604	1700908	7/14/2016	270	24.00	
1188605	1700909	7/14/2016	270	24.00	
1188576	1700881	7/14/2016	270	13.02	
1188507	1700817	7/14/2016	270	4.25	
1188525	DFA EFT REV 7/14/	7/14/2016	270		2,659.04
1188143	162700701	7/14/2016	270		15,608,947.00
1188513	162700703	7/14/2016	270		49,973,312.50
1188628	162700704	7/14/2016	270		22,222.22
1188633	162700706	7/14/2016	270		5,656,639.04
1188635	162700710	7/14/2016	270		18,058,523.46
1188647	162700720	7/14/2016	270		199,000,000.00
1189042	162600701	7/15/2016	270	216,000,000.00	
1189098	Correct Journal Entr	7/15/2016	270	67,786,876.43	
1189039	162700704	7/15/2016	270	67,786,876.37	
1188692	162700707 AIRS TA	7/15/2016	270	14,614,194.53	
1188678	162300701	7/15/2016	270	11,000,000.00	
1188675	163000703	7/15/2016	270	10,000,000.00	
1188704	1700969	7/15/2016	270	6,204,774.50	
1188690	1700960	7/15/2016	270	1,800,000.00	
1189041	1701047	7/15/2016	270	1,612,889.95	
1189044	1701049	7/15/2016	270	632,764.87	
1189048	1701053	7/15/2016	270	505,282.19	
1189030	1701043	7/15/2016	270	499,171.11	
1189096	1701093	7/15/2016	270	480,000.00	
1189110	1701101	7/15/2016	270	454,348.21	
1189062	1701042	7/15/2016	270	269,999.45	
1189043	1701048	7/15/2016	270	212,532.26	
1189063	162700705	7/15/2016	270	172,207.81	
1189050	1701055	7/15/2016	270	131,283.23	

Run Date: 12/30/2016
 Run Time: 3:29:09PM

Demand Account Activity

Start Date: 7/1/2016 End Date: 12/30/2016

Page: 31
 User: 0

Jnl. Entry	Ref #	Trx. Date	Ledger	Debit Amount	Credit Amount
1188719	1700981	7/15/2016	270	127,071.00	
1188706	1700975	7/15/2016	270	118,691.00	
1188691	1700961	7/15/2016	270	98,130.94	
1189033	1701026	7/15/2016	270	89,759.15	
1188686	1700958	7/15/2016	270	72,002.03	
1189051	1701056	7/15/2016	270	58,460.20	
1189034	1701027	7/15/2016	270	41,833.46	
1189046	1701051	7/15/2016	270	40,925.58	
1189018	1701035	7/15/2016	270	35,337.12	
1189016	1701033	7/15/2016	270	30,000.00	
1188688	1700959	7/15/2016	270	27,767.71	
1188735	1701044	7/15/2016	270	23,065.58	
1189035	1701028	7/15/2016	270	20,697.84	
1189038	1701045	7/15/2016	270	18,710.33	
1188668	1700951	7/15/2016	270	16,023.00	
1189019	1701036	7/15/2016	270	12,518.63	
1188693	1700962	7/15/2016	270	10,522.11	
1188695	1700963	7/15/2016	270	9,800.90	
1188698	1700964	7/15/2016	270	9,705.89	
1188699	1700965	7/15/2016	270	9,700.00	
1189020	1701037	7/15/2016	270	9,532.67	
1188716	1700978	7/15/2016	270	9,057.00	
1189037	1701030	7/15/2016	270	8,298.83	
1188701	1700966	7/15/2016	270	7,500.32	
1188694	162700708 AIRS TA	7/15/2016	270	6,929.04	
1189047	1701052	7/15/2016	270	6,477.49	
1188728	1700989	7/15/2016	270	5,329.25	
1188702	1700967	7/15/2016	270	5,189.56	
1188705	1700970	7/15/2016	270	4,856.55	
1188680	1700956	7/15/2016	270	4,316.00	
1188700	162700710 AIRS DE	7/15/2016	270	3,900.00	
1189021	1701038	7/15/2016	270	3,024.16	
1189022	1701039	7/15/2016	270	2,359.70	
1189049	1701054	7/15/2016	270	2,147.34	
1188720	1700982	7/15/2016	270	1,720.00	
1189023	1701040	7/15/2016	270	1,540.00	
1189052	1701057	7/15/2016	270	1,450.06	
1188697	162700709 AIRS DE	7/15/2016	270	1,319.17	
1189040	1701046	7/15/2016	270	1,052.44	
1189056	1701062	7/15/2016	270	984.64	
1188722	1700984	7/15/2016	270	893.50	
1189027	1701041	7/15/2016	270	762.50	
1189108	1701099	7/15/2016	270	750.00	
1188717	1700979	7/15/2016	270	550.00	
1189100	1701098	7/15/2016	270	450.00	
1188729	1700990	7/15/2016	270	430.00	
1188703	1700968	7/15/2016	270	391.26	
1189015	1701032	7/15/2016	270	363.75	
1188721	1700983	7/15/2016	270	320.00	
1188684	1700957	7/15/2016	270	228.00	
1189045	1701050	7/15/2016	270	200.00	
1189109	1701100	7/15/2016	270	180.00	
1188718	1700980	7/15/2016	270	180.00	
1188724	1700985	7/15/2016	270	80.00	
1188713	1701034	7/15/2016	270	76.44	
1188714	1700976	7/15/2016	270	57.75	

Run Date: 12/30/2016
 Run Time: 3:29:09PM

Demand Account Activity

Start Date: 7/1/2016 End Date: 12/30/2016

Page: 32
 User: 0

Jnl. Entry	Ref #	Trx. Date	Ledger	Debit Amount	Credit Amount
1189036	1701029	7/15/2016	270	29.10	
1188725	1700986	7/15/2016	270	15.20	
1188726	1700987	7/15/2016	270	15.20	
1188727	1700988	7/15/2016	270	9.60	
1188715	1700977	7/15/2016	270	6.00	
1188730	DFA EFT REV 7-15-	7/15/2016	270		58,172.48
1188707	162700702	7/15/2016	270		1,193,602.36
1188708	162700703	7/15/2016	270		324,196,228.60
1188677	162700701	7/15/2016	270		6,204,774.50
1189073	Back Out Journal Er	7/15/2016	270		67,786,876.37
1189105	162700715	7/15/2016	270		998,000.00
1189137	162700707 AIRS TA	7/18/2016	270	103,319,376.91	
1189485	163990710	7/18/2016	270	51,267,145.52	
1189128	163000703	7/18/2016	270	16,000,000.00	
1189403	1701132	7/18/2016	270	3,675,948.73	
1189407	1701133	7/18/2016	270	1,117,437.43	
1189483	1701203	7/18/2016	270	1,013,039.10	
1189355	162700709 AIRS DE	7/18/2016	270	711,516.73	
1189437	1701164	7/18/2016	270	374,212.88	
1189404	1701134	7/18/2016	270	309,623.74	
1189385	1701116	7/18/2016	270	280,107.00	
1189381	1701139	7/18/2016	270	123,097.29	
1189438	1701165	7/18/2016	270	107,056.40	
1189384	1701115	7/18/2016	270	98,506.00	
1189489	162700701	7/18/2016	270	88,251.48	
1189393	1701124	7/18/2016	270	69,908.54	
1189401	1701131	7/18/2016	270	53,810.33	
1189429	1701156	7/18/2016	270	48,996.00	
1189430	1701157	7/18/2016	270	47,082.43	
1189383	1701114	7/18/2016	270	35,573.91	
1189354	162700708 AIRS TA	7/18/2016	270	19,974.46	
1189439	1701166	7/18/2016	270	17,256.84	
1189391	1701122	7/18/2016	270	10,400.00	
1189408	1701135	7/18/2016	270	10,029.21	
1189440	1701167	7/18/2016	270	8,243.00	
1189425	1701153	7/18/2016	270	7,829.75	
1189478	1701197	7/18/2016	270	7,006.25	
1189386	1701117	7/18/2016	270	6,000.00	
1189419	1701147	7/18/2016	270	5,842.13	
1189477	1701196	7/18/2016	270	5,340.61	
1189479	1701198	7/18/2016	270	4,990.73	
1189428	1701155	7/18/2016	270	4,412.47	
1189441	1701168	7/18/2016	270	4,149.00	
1189436	1701193	7/18/2016	270	3,927.27	
1189442	1701169	7/18/2016	270	3,843.00	
1189387	1701118	7/18/2016	270	3,805.40	
1189376	162700711 AIRS DE	7/18/2016	270	3,600.52	
1189388	1701119	7/18/2016	270	3,500.00	
1189414	1701138	7/18/2016	270	3,239.64	
1189377	162700712 AIRS DE	7/18/2016	270	3,150.00	
1189443	1701170	7/18/2016	270	2,813.83	
1189389	1701120	7/18/2016	270	2,450.00	
1189456	1701180	7/18/2016	270	1,875.00	
1189444	1701171	7/18/2016	270	1,769.21	
1189427	1701154	7/18/2016	270	1,503.50	
1189435	1701163	7/18/2016	270	1,149.94	

Run Date: 12/30/2016
 Run Time: 3:29:09PM

Demand Account Activity

Page: 33
 User: 0

Start Date: 7/1/2016 End Date: 12/30/2016

Jnl. Entry	Ref #	Trx. Date	Ledger	Debit Amount	Credit Amount
1189390	1701121	7/18/2016	270	1,000.00	
1189375	162700710 AIRS DE	7/18/2016	270	746.52	
1189457	1701181	7/18/2016	270	530.00	
1189392	1701123	7/18/2016	270	500.00	
1189445	1701172	7/18/2016	270	383.00	
1189447	1701173	7/18/2016	270	336.00	
1189409	1701136	7/18/2016	270	217.38	
1189448	1701174	7/18/2016	270	150.00	
1189413	1701137	7/18/2016	270	35.00	
1189475	1701194	7/18/2016	270	29.10	
1189394	1701125	7/18/2016	270	29.10	
1189450	1701175	7/18/2016	270	24.00	
1189452	1701176	7/18/2016	270	24.00	
1189453	1701177	7/18/2016	270	16.00	
1189476	1701195	7/18/2016	270	9.70	
1189454	1701178	7/18/2016	270	8.00	
1189455	1701179	7/18/2016	270	4.00	
1189129	162700701	7/18/2016	270		917,000.00
1189397	DFA EFT REV 7/18/	7/18/2016	270		1,711,924.22
1189415	16270702	7/18/2016	270		33,601,650.97
1189469	162700703	7/18/2016	270		14,234,815.07
1189473	162600701	7/18/2016	270		129,000,000.00
1189887	162600701	7/19/2016	270	132,000,000.00	
1189813	162700707 AIRS TA	7/19/2016	270	47,004,397.61	
1189506	163000703	7/19/2016	270	10,000,000.00	
1189840	1701289	7/19/2016	270	2,405,337.70	
1189841	1701290	7/19/2016	270	1,408,086.26	
1189834	1701284	7/19/2016	270	1,301,875.46	
1189785	1701227	7/19/2016	270	1,050,000.00	
1189815	1701265	7/19/2016	270	473,480.52	
1189812	1701263	7/19/2016	270	333,141.23	
1189814	1701264	7/19/2016	270	238,954.52	
1189908	1701334	7/19/2016	270	184,000.00	
1189838	1701288	7/19/2016	270	181,373.39	
1189818	1701268	7/19/2016	270	149,795.30	
1189867	1701314	7/19/2016	270	95,991.50	
1189917	1701350	7/19/2016	270	53,821.70	
1189819	1701269	7/19/2016	270	51,532.51	
1189820	1701270	7/19/2016	270	51,285.39	
1189764	1701220	7/19/2016	270	41,470.34	
1189776	1701223	7/19/2016	270	40,000.00	
1189868	1701315	7/19/2016	270	39,592.50	
1189821	1701271	7/19/2016	270	37,299.17	
1189773	1701222	7/19/2016	270	30,116.97	
1189816	1701266	7/19/2016	270	23,777.58	
1189822	1701272	7/19/2016	270	23,754.10	
1189870	1701317	7/19/2016	270	19,482.98	
1189876	162700708 AIRS TA	7/19/2016	270	19,058.20	
1189843	1701291	7/19/2016	270	18,863.84	
1189844	1701292	7/19/2016	270	18,316.83	
1189779	1701224	7/19/2016	270	15,301.43	
1189833	1701283	7/19/2016	270	14,817.35	
1189909	1701335	7/19/2016	270	11,665.00	
1189920	1701352	7/19/2016	270	10,315.00	
1189823	1701273	7/19/2016	270	10,191.11	
1189869	1701316	7/19/2016	270	9,800.00	

Run Date: 12/30/2016
Run Time: 3:29:09PM

Demand Account Activity

Start Date: 7/1/2016 End Date: 12/30/2016

Page: 34
User: 0

Jnl. Entry	Ref #	Trx. Date	Ledger	Debit Amount	Credit Amount
1189756	1701218	7/19/2016	270	9,545.00	
1189824	1701274	7/19/2016	270	8,084.06	
1189760	1701229	7/19/2016	270	6,816.00	
1189769	1701245	7/19/2016	270	6,497.00	
1189879	162700711 AIRS D€	7/19/2016	270	5,925.00	
1189786	1701247	7/19/2016	270	4,858.10	
1189781	1701225	7/19/2016	270	4,297.01	
1189503	1701228	7/19/2016	270	3,619.47	
1189877	162700709 AIRS D€	7/19/2016	270	3,542.78	
1189787	1701248	7/19/2016	270	3,270.10	
1189831	1701281	7/19/2016	270	3,189.93	
1189845	1701293	7/19/2016	270	3,114.20	
1189830	1701280	7/19/2016	270	2,590.00	
1189792	1701312	7/19/2016	270	2,439.50	
1189778	1701233	7/19/2016	270	2,220.00	
1189762	1701219	7/19/2016	270	2,076.25	
1189871	1701318	7/19/2016	270	1,884.26	
1189925	1701353	7/19/2016	270	1,774.25	
1189832	1701282	7/19/2016	270	1,730.00	
1189771	1701221	7/19/2016	270	1,677.41	
1189770	1701240	7/19/2016	270	1,485.00	
1189878	162700710 AIRS D€	7/19/2016	270	1,344.20	
1189847	1701295	7/19/2016	270	1,325.22	
1189761	1701238	7/19/2016	270	1,136.50	
1189872	1701319	7/19/2016	270	1,094.23	
1189796	162700702	7/19/2016	270	1,050.00	
1189768	1701231	7/19/2016	270	913.50	
1189817	1701267	7/19/2016	270	729.96	
1189846	1701294	7/19/2016	270	599.40	
1189766	1701230	7/19/2016	270	560.00	
1189905	1701351	7/19/2016	270	555.00	
1189825	1701275	7/19/2016	270	527.00	
1189774	1701246	7/19/2016	270	520.00	
1189880	162700712 AIRS D€	7/19/2016	270	450.00	
1189780	1701234	7/19/2016	270	420.00	
1189784	1701226	7/19/2016	270	300.00	
1189757	1701241	7/19/2016	270	270.00	
1189826	1701276	7/19/2016	270	183.00	
1189921	1701345	7/19/2016	270	170.00	
1189866	1701313	7/19/2016	270	165.74	
1189767	1701239	7/19/2016	270	120.00	
1189916	1701343	7/19/2016	270	114.00	
1189827	1701277	7/19/2016	270	105.60	
1189912	1701338	7/19/2016	270	90.00	
1189918	1701347	7/19/2016	270	85.00	
1189828	1701278	7/19/2016	270	75.24	
1189922	1701348	7/19/2016	270	75.00	
1189775	1701232	7/19/2016	270	70.00	
1189829	1701279	7/19/2016	270	50.00	
1189759	1701242	7/19/2016	270	45.60	
1189763	1701243	7/19/2016	270	45.60	
1189501	1701236	7/19/2016	270	30.40	
1189782	1701235	7/19/2016	270	30.40	
1189765	1701244	7/19/2016	270	28.80	
1189915	1701342	7/19/2016	270	24.00	
1189914	1701346	7/19/2016	270	24.00	

Run Date: 12/30/2016
 Run Time: 3:29:09PM

Demand Account Activity

Start Date: 7/1/2016 End Date: 12/30/2016

Page: 35
 User: 0

Jnl. Entry	Ref #	Trx. Date	Ledger	Debit Amount	Credit Amount
1189758	1701237	7/19/2016	270	19.20	
1189842	1701349	7/19/2016	270	14.00	
1189911	1701337	7/19/2016	270	8.72	
1189910	1701336	7/19/2016	270	4.25	
1189919	1701344	7/19/2016	270	0.40	
1189502	DFA EFT REV 7/19/	7/19/2016	270		11,800.00
1189797	162700703	7/19/2016	270		1,050.00
1189883	162700701	7/19/2016	270		21,743,308.30
1189884	162700702	7/19/2016	270		174,981,691.35
1190317	162700707 AIRS TA	7/20/2016	270	31,778,281.33	
1190304	163000704	7/20/2016	270	25,000,000.00	
1190297	1701378	7/20/2016	270	5,863,545.27	
1190366	1701423	7/20/2016	270	1,207,480.22	
1190367	1701424	7/20/2016	270	961,403.65	
1190343	1701401	7/20/2016	270	610,829.22	
1190294	1701375	7/20/2016	270	490,030.19	
1190397	1701453	7/20/2016	270	344,153.46	
1190419	1701463	7/20/2016	270	227,039.11	
1190287	1701368	7/20/2016	270	87,058.78	
1190342	1701400	7/20/2016	270	84,000.00	
1190298	1701379	7/20/2016	270	79,223.54	
1190369	1701425	7/20/2016	270	59,897.44	
1190299	1701380	7/20/2016	270	51,621.82	
1190331	1701389	7/20/2016	270	51,013.97	
1190318	162700708 AIRS TA	7/20/2016	270	28,074.49	
1190344	1701402	7/20/2016	270	26,235.49	
1190289	1701369	7/20/2016	270	19,560.07	
1190290	1701370	7/20/2016	270	18,608.86	
1190291	1701371	7/20/2016	270	17,800.00	
1190418	1701462	7/20/2016	270	9,597.00	
1190392	1701450	7/20/2016	270	9,041.06	
1190394	1701451	7/20/2016	270	7,937.49	
1190399	1701454	7/20/2016	270	7,937.49	
1190340	1701398	7/20/2016	270	5,069.75	
1190396	1701452	7/20/2016	270	4,700.73	
1190295	1701376	7/20/2016	270	4,552.44	
1190296	1701377	7/20/2016	270	3,348.00	
1190284	1701365	7/20/2016	270	2,895.65	
1190285	1701366	7/20/2016	270	2,801.55	
1190370	1701426	7/20/2016	270	2,772.08	
1190319	162700709 AIRS D€	7/20/2016	270	2,719.45	
1190335	1701393	7/20/2016	270	2,465.00	
1190329	1701388	7/20/2016	270	2,095.86	
1190283	1701364	7/20/2016	270	2,077.40	
1190349	1701407	7/20/2016	270	1,730.00	
1190282	1701363	7/20/2016	270	1,443.82	
1190348	1701406	7/20/2016	270	1,177.50	
1190405	1701461	7/20/2016	270	975.00	
1190345	1701403	7/20/2016	270	948.04	
1190332	1701390	7/20/2016	270	572.82	
1190333	1701391	7/20/2016	270	549.00	
1190286	1701367	7/20/2016	270	478.18	
1190336	1701394	7/20/2016	270	460.00	
1190341	1701399	7/20/2016	270	410.00	
1190281	1701362	7/20/2016	270	400.00	
1190321	162700710 AIRS D€	7/20/2016	270	382.05	

Run Date: 12/30/2016
 Run Time: 3:29:09PM

Demand Account Activity

Start Date: 7/1/2016 End Date: 12/30/2016

Page: 36
 User: 0

Jnl. Entry	Ref #	Trx. Date	Ledger	Debit Amount	Credit Amount
1189932	1701360	7/20/2016	270	350.00	
1190322	162700711 AIRS DE	7/20/2016	270	300.00	
1190346	1701404	7/20/2016	270	178.50	
1190400	1701455	7/20/2016	270	89.33	
1190334	1701392	7/20/2016	270	80.00	
1190371	1701427	7/20/2016	270	65.76	
1190347	1701405	7/20/2016	270	42.00	
1190337	1701395	7/20/2016	270	30.40	
1190338	1701396	7/20/2016	270	30.40	
1190292	1701372	7/20/2016	270	24.00	
1190339	1701397	7/20/2016	270	19.20	
1190280	1701361	7/20/2016	270	15.00	
1190306	162700701	7/20/2016	270		2,510,000.00
1190307	162700702	7/20/2016	270		5,863,545.27
1190320	DFA EFT REV 7/20/	7/20/2016	270		19,952.95
1190352	162700703	7/20/2016	270		28,006,375.29
1190406	162700704	7/20/2016	270		12,918,116.63
1190415	162600701	7/20/2016	270		18,000,000.00
1190453	162700702	7/21/2016	270	104,871,000.00	
1190464	162700707 AIRS TA	7/21/2016	270	80,841,149.88	
1191569	1701518	7/21/2016	270	61,558,285.42	
1190451	163000703	7/21/2016	270	8,000,000.00	
1191529	1701484	7/21/2016	270	849,018.21	
1191568	1701517	7/21/2016	270	813,777.87	
1191590	1701537	7/21/2016	270	802,047.00	
1191602	1701551	7/21/2016	270	724,350.69	
1191570	1701523	7/21/2016	270	376,000.00	
1191626	1701572	7/21/2016	270	338,388.96	
1191519	1701474	7/21/2016	270	297,136.38	
1191658	1701600	7/21/2016	270	276,489.00	
1191607	1701556	7/21/2016	270	200,352.42	
1191520	1701475	7/21/2016	270	157,801.15	
1191571	1701524	7/21/2016	270	154,500.00	
1191609	1701557	7/21/2016	270	147,607.86	
1191522	1701477	7/21/2016	270	140,557.00	
1191601	1701550	7/21/2016	270	125,250.49	
1191574	1701519	7/21/2016	270	87,739.03	
1190465	162700708 AIRS TA	7/21/2016	270	83,600.23	
1191627	1701573	7/21/2016	270	83,029.25	
1190446	1701473	7/21/2016	270	76,271.78	
1191572	1701525	7/21/2016	270	74,000.00	
1191575	1701520	7/21/2016	270	55,799.84	
1191564	1701510	7/21/2016	270	45,097.87	
1191577	1701526	7/21/2016	270	40,000.00	
1191524	1701479	7/21/2016	270	21,504.41	
1191557	1701508	7/21/2016	270	20,968.25	
1191531	1701486	7/21/2016	270	17,169.31	
1191578	1701527	7/21/2016	270	15,000.00	
1191580	1701528	7/21/2016	270	14,500.00	
1191582	1701529	7/21/2016	270	10,000.00	
1191628	1701574	7/21/2016	270	10,000.00	
1191583	1701530	7/21/2016	270	8,500.00	
1191530	1701485	7/21/2016	270	6,264.00	
1191576	1701521	7/21/2016	270	6,246.63	
1191566	1701522	7/21/2016	270	5,045.91	
1191584	1701531	7/21/2016	270	5,000.00	

Run Date: 12/30/2016
 Run Time: 3:29:09PM

Demand Account Activity

Start Date: 7/1/2016 End Date: 12/30/2016

Page: 37
 User: 0

Jnl. Entry	Ref #	Trx. Date	Ledger	Debit Amount	Credit Amount
1191550	1701502	7/21/2016	270	4,883.99	
1191611	1701559	7/21/2016	270	4,113.06	
1191606	1701585	7/21/2016	270	4,113.00	
1191551	1701503	7/21/2016	270	3,850.00	
1191585	1701532	7/21/2016	270	3,500.00	
1191586	1701533	7/21/2016	270	3,500.00	
1191521	1701476	7/21/2016	270	3,500.00	
1191629	1701575	7/21/2016	270	2,934.14	
1190466	162700709 AIRS DE	7/21/2016	270	2,611.76	
1191587	1701534	7/21/2016	270	2,500.00	
1191610	1701558	7/21/2016	270	2,495.49	
1191615	1701562	7/21/2016	270	2,357.50	
1191612	1701560	7/21/2016	270	2,340.00	
1191588	1701535	7/21/2016	270	2,000.00	
1191563	1701509	7/21/2016	270	1,670.00	
1191614	1701561	7/21/2016	270	1,360.00	
1191589	1701536	7/21/2016	270	1,000.00	
1191528	1701483	7/21/2016	270	900.00	
1191605	1701554	7/21/2016	270	894.54	
1191662	1701602	7/21/2016	270	802.18	
1191552	1701504	7/21/2016	270	710.00	
1191523	1701478	7/21/2016	270	339.50	
1191630	1701576	7/21/2016	270	199.34	
1191527	1701482	7/21/2016	270	125.00	
1191525	1701480	7/21/2016	270	90.00	
1191526	1701481	7/21/2016	270	57.75	
1191603	1701552	7/21/2016	270	30.03	
1191604	1701553	7/21/2016	270	25.62	
1191553	1701505	7/21/2016	270	22.80	
1191554	1701506	7/21/2016	270	22.80	
1191556	1701507	7/21/2016	270	14.40	
1190450	1701555	7/21/2016	270	8.26	
1191545	DFA EFT REV 7/21/	7/21/2016	270		67,430.91
1191536	162700703	7/21/2016	270		111,879,519.05
1191549	162700704	7/21/2016	270		7,496,055.79
1190452	162700701	7/21/2016	270		4,354,000.00
1191656	162600701	7/21/2016	270		138,000,000.00
1192096	162700707 AIRS TA	7/22/2016	270	77,967,001.22	
1192126	162700703	7/22/2016	270	77,892,159.31	
1192071	163000703	7/22/2016	270	14,000,000.00	
1192184	162600701	7/22/2016	270	8,000,000.00	
1192086	1701662	7/22/2016	270	2,180,811.50	
1192202	1701754	7/22/2016	270	517,772.00	
1191700	1701638	7/22/2016	270	396,227.85	
1192144	1701706	7/22/2016	270	392,448.74	
1192089	1701664	7/22/2016	270	350,000.00	
1191678	1701711	7/22/2016	270	308,324.03	
1192139	1701703	7/22/2016	270	291,310.48	
1192146	1701708	7/22/2016	270	241,839.00	
1192137	1701699	7/22/2016	270	180,079.15	
1192142	1701704	7/22/2016	270	156,373.63	
1191701	1701639	7/22/2016	270	104,888.85	
1192076	1701656	7/22/2016	270	66,336.20	
1192087	1701663	7/22/2016	270	60,850.36	
1191702	1701640	7/22/2016	270	45,101.20	
1192155	1701714	7/22/2016	270	42,346.51	

Run Date: 12/30/2016
Run Time: 3:29:09PM

Demand Account Activity

Start Date: 7/1/2016 End Date: 12/30/2016

Page: 38
User: 0

Jnl. Entry	Ref #	Trx. Date	Ledger	Debit Amount	Credit Amount
1192201	1701753	7/22/2016	270	31,180.00	
1191955	1701641	7/22/2016	270	26,045.97	
1192077	1701657	7/22/2016	270	25,941.44	
1192141	1701702	7/22/2016	270	25,284.32	
1192143	1701705	7/22/2016	270	18,533.28	
1192138	1701700	7/22/2016	270	17,044.06	
1192148	1701710	7/22/2016	270	14,547.49	
1192079	1701658	7/22/2016	270	13,268.97	
1192080	1701659	7/22/2016	270	10,705.17	
1192109	1701677	7/22/2016	270	8,821.75	
1192094	1701667	7/22/2016	270	8,798.89	
1192104	162700710 AIRS DE	7/22/2016	270	8,204.47	
1192200	Correct Journal Entr	7/22/2016	270	8,024.47	
1192082	1701660	7/22/2016	270	7,986.32	
1191956	1701642	7/22/2016	270	7,743.90	
1192101	162700708 AIRS TA	7/22/2016	270	6,108.39	
1192152	1701712	7/22/2016	270	5,800.67	
1192092	1701666	7/22/2016	270	5,117.86	
1192074	1701655	7/22/2016	270	4,879.10	
1192084	1701661	7/22/2016	270	4,703.24	
1191957	1701643	7/22/2016	270	4,404.25	
1192153	1701713	7/22/2016	270	4,213.25	
1192009	1701644	7/22/2016	270	4,081.93	
1191685	1701623	7/22/2016	270	3,780.00	
1192102	162700709 AIRS DE	7/22/2016	270	3,116.90	
1192010	1701645	7/22/2016	270	2,868.00	
1192011	1701646	7/22/2016	270	2,852.39	
1192012	1701647	7/22/2016	270	2,504.00	
1192116	1701684	7/22/2016	270	2,356.50	
1192105	1701674	7/22/2016	270	2,295.00	
1192160	1701718	7/22/2016	270	2,194.56	
1192013	1701648	7/22/2016	270	2,189.33	
1192114	1701682	7/22/2016	270	2,010.00	
1192018	1701654	7/22/2016	270	1,980.00	
1192157	1701715	7/22/2016	270	1,816.51	
1192158	1701716	7/22/2016	270	1,705.00	
1191681	1701619	7/22/2016	270	925.00	
1191697	1701635	7/22/2016	270	864.79	
1192159	1701717	7/22/2016	270	835.00	
1191682	1701620	7/22/2016	270	825.00	
1192110	1701678	7/22/2016	270	730.00	
1192014	1701649	7/22/2016	270	588.00	
1192107	1701675	7/22/2016	270	550.00	
1191680	1701618	7/22/2016	270	540.00	
1192015	1701650	7/22/2016	270	501.00	
1191686	1701624	7/22/2016	270	490.00	
1191695	1701633	7/22/2016	270	447.74	
1191696	1701634	7/22/2016	270	404.79	
1191698	1701636	7/22/2016	270	380.00	
1192115	1701683	7/22/2016	270	360.00	
1191687	1701625	7/22/2016	270	341.22	
1191694	1701632	7/22/2016	270	331.96	
1191693	1701631	7/22/2016	270	302.00	
1191683	1701621	7/22/2016	270	300.00	
1192117	1701685	7/22/2016	270	250.00	
1191684	1701622	7/22/2016	270	150.00	

Run Date: 12/30/2016
 Run Time: 3:29:09PM

Demand Account Activity

Start Date: 7/1/2016 End Date: 12/30/2016

Page: 39
 User: 0

Jnl. Entry	Ref #	Trx. Date	Ledger	Debit Amount	Credit Amount
1192147	1701709	7/22/2016	270	140.14	
1192090	1701665	7/22/2016	270	130.11	
1192108	1701676	7/22/2016	270	90.00	
1191699	1701637	7/22/2016	270	82.00	
1192016	1701651	7/22/2016	270	75.00	
1192140	1701701	7/22/2016	270	73.14	
1191688	1701626	7/22/2016	270	60.66	
1192145	1701707	7/22/2016	270	52.70	
1191676	1701617	7/22/2016	270	50.00	
1192111	1701679	7/22/2016	270	30.40	
1192112	1701680	7/22/2016	270	30.40	
1191689	1701627	7/22/2016	270	24.94	
1191690	1701628	7/22/2016	270	20.88	
1192113	1701681	7/22/2016	270	19.20	
1191691	1701629	7/22/2016	270	18.66	
1191692	1701630	7/22/2016	270	18.00	
1192017	1701652	7/22/2016	270	10.00	
1192125	DFA EFT REV 7-22-	7/22/2016	270		9,367.75
1192073	162700701	7/22/2016	270		2,180,811.50
1192075	162700702	7/22/2016	270		9,644,000.00
1192170	162700704	7/22/2016	270		171,983,944.63
1192183	Back Out Journal Er	7/22/2016	270		8,204.47
1192609	162700703	7/25/2016	270	49,765,597.97	
1192483	162700707 AIRS TA	7/25/2016	270	25,956,409.49	
1192625	162600701	7/25/2016	270	18,000,000.00	
1192218	163000703	7/25/2016	270	14,000,000.00	
1192523	162700701	7/25/2016	270	1,986,437.50	
1192568	1701822	7/25/2016	270	1,198,348.53	
1192575	1701823	7/25/2016	270	913,511.27	
1192604	1701855	7/25/2016	270	515,000.00	
1192552	1701800	7/25/2016	270	412,816.60	
1192559	1701807	7/25/2016	270	315,672.40	
1192514	1701770	7/25/2016	270	213,766.40	
1192560	1701808	7/25/2016	270	169,188.88	
1192576	1701824	7/25/2016	270	144,674.29	
1192612	162700704	7/25/2016	270	130,021.05	
1192578	1701825	7/25/2016	270	114,414.41	
1192605	1701856	7/25/2016	270	68,858.04	
1192579	1701837	7/25/2016	270	67,934.52	
1192606	1701857	7/25/2016	270	41,635.25	
1192513	1701769	7/25/2016	270	27,073.88	
1192583	1701838	7/25/2016	270	26,571.47	
1192561	1701809	7/25/2016	270	23,707.49	
1192485	162700708 AIRS TA	7/25/2016	270	20,706.85	
1192585	1701839	7/25/2016	270	20,298.28	
1192588	1701831	7/25/2016	270	15,114.09	
1192486	162700709 AIRS DE	7/25/2016	270	8,135.45	
1192557	1701805	7/25/2016	270	7,544.50	
1192515	1701771	7/25/2016	270	7,500.00	
1192562	1701810	7/25/2016	270	6,604.93	
1192582	1701828	7/25/2016	270	6,216.26	
1192599	1701850	7/25/2016	270	5,491.17	
1192563	1701811	7/25/2016	270	5,056.93	
1192580	1701826	7/25/2016	270	4,915.62	
1192519	1701775	7/25/2016	270	4,825.80	
1192517	1701773	7/25/2016	270	4,611.00	

Run Date: 12/30/2016
 Run Time: 3:29:09PM

Demand Account Activity

Start Date: 7/1/2016 End Date: 12/30/2016

Page: 40
 User: 0

Jnl. Entry	Ref #	Trx. Date	Ledger	Debit Amount	Credit Amount
1192564	1701812	7/25/2016	270	3,968.80	
1192565	1701813	7/25/2016	270	3,179.41	
1192598	1701849	7/25/2016	270	2,929.08	
1192587	1701847	7/25/2016	270	2,897.41	
1192566	1701814	7/25/2016	270	2,727.31	
1192567	1701815	7/25/2016	270	2,486.00	
1192532	1701816	7/25/2016	270	2,018.00	
1192584	1701829	7/25/2016	270	1,606.23	
1192553	1701801	7/25/2016	270	1,595.00	
1192589	1701832	7/25/2016	270	1,420.00	
1192555	1701803	7/25/2016	270	1,318.50	
1192586	1701830	7/25/2016	270	1,112.50	
1192518	1701774	7/25/2016	270	766.00	
1192516	1701772	7/25/2016	270	719.25	
1192558	1701806	7/25/2016	270	620.00	
1192597	1701848	7/25/2016	270	435.29	
1192569	1701817	7/25/2016	270	415.00	
1192570	1701818	7/25/2016	270	317.00	
1192554	1701802	7/25/2016	270	310.00	
1192571	1701819	7/25/2016	270	288.00	
1192600	1701851	7/25/2016	270	282.59	
1192572	1701820	7/25/2016	270	162.00	
1192556	1701804	7/25/2016	270	120.00	
1192574	1701821	7/25/2016	270	100.00	
1192581	1701827	7/25/2016	270	31.53	
1192531	DFA EFT REV 7/25/	7/25/2016	270		2,889.66
1192533	162700702	7/25/2016	270		111,507,647.46
1192620	162700715	7/25/2016	270		595.00
1192623	162700716	7/25/2016	270		1,986,437.50
1192657	163000704	7/26/2016	270	70,000,000.00	
1193046	162600701	7/26/2016	270	52,000,000.00	
1192654	162700707 AIRS TA	7/26/2016	270	33,162,779.51	
1192644	163000703	7/26/2016	270	14,000,000.00	
1193068	162300701	7/26/2016	270	1,000,000.00	
1193013	1701923	7/26/2016	270	933,362.94	
1193011	1701921	7/26/2016	270	489,967.63	
1192975	1701888	7/26/2016	270	310,572.50	
1192964	1701877	7/26/2016	270	225,000.00	
1192976	1701889	7/26/2016	270	206,035.00	
1193006	1701916	7/26/2016	270	188,284.05	
1193027	1701936	7/26/2016	270	176,592.15	
1193003	1701914	7/26/2016	270	154,179.00	
1193014	1701924	7/26/2016	270	149,709.04	
1193018	1701928	7/26/2016	270	121,340.78	
1193015	1701925	7/26/2016	270	120,661.18	
1193062	1701958	7/26/2016	270	96,850.80	
1192966	1701879	7/26/2016	270	71,381.75	
1193019	1701929	7/26/2016	270	70,434.00	
1193020	1701930	7/26/2016	270	53,932.20	
1192962	1701876	7/26/2016	270	48,188.15	
1193005	1701915	7/26/2016	270	44,860.00	
1193021	1701931	7/26/2016	270	33,561.18	
1193061	1701957	7/26/2016	270	23,547.00	
1192655	162700708 AIRS TA	7/26/2016	270	20,962.01	
1193025	1701935	7/26/2016	270	17,632.16	
1192967	1701880	7/26/2016	270	11,890.22	

Run Date: 12/30/2016
 Run Time: 3:29:09PM

Demand Account Activity

Start Date: 7/1/2016 End Date: 12/30/2016

Page: 41
 User: 0

Jnl. Entry	Ref #	Trx. Date	Ledger	Debit Amount	Credit Amount
1193007	1701917	7/26/2016	270	11,539.00	
1193010	1701920	7/26/2016	270	11,503.28	
1193060	1701956	7/26/2016	270	10,905.00	
1193063	1701959	7/26/2016	270	10,896.14	
1192968	1701881	7/26/2016	270	10,396.32	
1193022	1701932	7/26/2016	270	10,028.94	
1192956	1701870	7/26/2016	270	9,775.00	
1192969	1701882	7/26/2016	270	9,531.93	
1193008	1701918	7/26/2016	270	9,094.25	
1193012	1701922	7/26/2016	270	8,552.24	
1193059	1701955	7/26/2016	270	8,331.82	
1193016	1701926	7/26/2016	270	8,250.70	
1192970	1701883	7/26/2016	270	7,808.70	
1193023	1701933	7/26/2016	270	6,951.00	
1193017	1701927	7/26/2016	270	6,714.06	
1192656	162700709 AIRS DC	7/26/2016	270	5,527.72	
1193035	162700703	7/26/2016	270	5,250.00	
1192987	1701898	7/26/2016	270	4,630.50	
1192977	1701890	7/26/2016	270	4,325.00	
1192971	1701884	7/26/2016	270	4,309.98	
1193028	1701937	7/26/2016	270	2,835.00	
1193009	1701919	7/26/2016	270	1,884.99	
1192957	1701871	7/26/2016	270	1,812.00	
1192965	1701878	7/26/2016	270	1,600.00	
1192982	1701893	7/26/2016	270	1,425.00	
1193029	1701938	7/26/2016	270	1,247.50	
1192979	1701891	7/26/2016	270	1,181.50	
1192974	1701887	7/26/2016	270	1,137.29	
1192972	1701885	7/26/2016	270	1,025.03	
1192959	1701873	7/26/2016	270	550.00	
1192960	1701874	7/26/2016	270	500.00	
1192988	1701899	7/26/2016	270	380.00	
1193024	1701934	7/26/2016	270	312.90	
1192958	1701872	7/26/2016	270	300.00	
1192983	1701894	7/26/2016	270	270.00	
1192973	1701886	7/26/2016	270	235.25	
1192961	1701875	7/26/2016	270	140.00	
1192981	1701892	7/26/2016	270	115.00	
1192984	1701895	7/26/2016	270	22.80	
1192985	1701896	7/26/2016	270	22.80	
1192986	1701897	7/26/2016	270	14.40	
1192996	DFA EFT REV 7/26/	7/26/2016	270		191,394.24
1192645	162700701	7/26/2016	270		71,701,000.00
1192980	162700702	7/26/2016	270		26,873,442.21
1193036	162700704	7/26/2016	270		74,564,974.19
1193093	162700707 AIRS TA	7/27/2016	270	45,599,407.71	
1193464	162600701	7/27/2016	270	8,000,000.00	
1193423	162700711	7/27/2016	270	1,993,400.00	
1193403	1702027	7/27/2016	270	1,276,975.28	
1193381	162700703	7/27/2016	270	1,034,230.55	
1193350	1701980	7/27/2016	270	1,012,954.20	
1193374	162300701	7/27/2016	270	1,000,000.00	
1193404	1702028	7/27/2016	270	656,318.34	
1193388	1702012	7/27/2016	270	614,618.60	
1193406	1702029	7/27/2016	270	358,331.63	
1193460	1702076	7/27/2016	270	225,000.00	

Run Date: 12/30/2016
 Run Time: 3:29:09PM

Demand Account Activity

Start Date: 7/1/2016 End Date: 12/30/2016

Page: 42
 User: 0

Jnl. Entry	Ref #	Trx. Date	Ledger	Debit Amount	Credit Amount
1193458	1702074	7/27/2016	270	145,264.45	
1193088	1701977	7/27/2016	270	144,504.00	
1193415	1702044	7/27/2016	270	135,158.00	
1193461	1702077	7/27/2016	270	28,768.52	
1193408	1702030	7/27/2016	270	23,706.82	
1193094	162700708 AIRS TA	7/27/2016	270	22,718.84	
1193389	1702013	7/27/2016	270	17,528.92	
1193363	1701996	7/27/2016	270	17,268.57	
1193390	1702014	7/27/2016	270	16,371.58	
1193446	1702062	7/27/2016	270	11,610.33	
1193409	1702031	7/27/2016	270	9,254.48	
1193348	1701978	7/27/2016	270	8,000.00	
1193096	162700710 AIRS DE	7/27/2016	270	7,804.92	
1193396	1702020	7/27/2016	270	6,152.02	
1193356	1701986	7/27/2016	270	3,495.60	
1193395	1702019	7/27/2016	270	3,130.00	
1193354	1701984	7/27/2016	270	2,939.10	
1193394	1702018	7/27/2016	270	2,920.00	
1193444	1702061	7/27/2016	270	2,870.00	
1193447	1702063	7/27/2016	270	2,736.52	
1193365	1701997	7/27/2016	270	2,293.40	
1193095	162700709 AIRS DE	7/27/2016	270	1,834.60	
1193459	1702075	7/27/2016	270	1,779.04	
1193351	1701981	7/27/2016	270	1,600.00	
1193391	1702015	7/27/2016	270	906.30	
1193357	1701987	7/27/2016	270	800.00	
1193355	1701985	7/27/2016	270	765.00	
1193431	1702048	7/27/2016	270	714.82	
1193430	1702047	7/27/2016	270	580.00	
1193448	1702064	7/27/2016	270	500.00	
1193352	1701982	7/27/2016	270	425.00	
1193358	1701988	7/27/2016	270	400.00	
1193393	1702017	7/27/2016	270	299.25	
1193369	1702001	7/27/2016	270	270.00	
1193371	1702003	7/27/2016	270	270.00	
1193370	1702002	7/27/2016	270	250.00	
1193428	1702045	7/27/2016	270	224.00	
1193366	1701998	7/27/2016	270	216.98	
1193451	1702067	7/27/2016	270	200.00	
1193372	1702004	7/27/2016	270	150.00	
1193349	1701979	7/27/2016	270	126.00	
1193449	1702065	7/27/2016	270	110.00	
1193353	1701983	7/27/2016	270	100.00	
1193367	1701999	7/27/2016	270	90.00	
1193440	1702057	7/27/2016	270	90.00	
1193432	1702049	7/27/2016	270	72.00	
1193441	1702058	7/27/2016	270	60.00	
1193434	1702051	7/27/2016	270	54.00	
1193435	1702052	7/27/2016	270	54.00	
1193436	1702053	7/27/2016	270	54.00	
1193368	1702000	7/27/2016	270	50.00	
1193429	1702046	7/27/2016	270	48.00	
1193433	1702050	7/27/2016	270	48.00	
1193410	1702032	7/27/2016	270	44.63	
1193442	1702059	7/27/2016	270	40.00	
1193392	1702016	7/27/2016	270	36.00	

Run Date: 12/30/2016
 Run Time: 3:29:09PM

Demand Account Activity

Start Date: 7/1/2016 End Date: 12/30/2016

Page: 43
 User: 0

Jnl. Entry	Ref #	Trx. Date	Ledger	Debit Amount	Credit Amount
1193438	1702055	7/27/2016	270	24.00	
1193437	1702054	7/27/2016	270	6.00	
1193450	1702066	7/27/2016	270	4.25	
1193439	1702056	7/27/2016	270	4.00	
1193378	DFA EFT REV 7/27/	7/27/2016	270		22,047.73
1193383	162700704	7/27/2016	270		33,834,877.19
1193386	162700705	7/27/2016	270		20,110,791.23
1193416	162700706	7/27/2016	270		1,993,400.00
1193082	162700701	7/27/2016	270		6,592,000.00
1193084	162700702	7/27/2016	270		1,012,954.20
1193847	Back Out Journal Er	7/28/2016	270	90,000,000.00	
1193836	162700703	7/28/2016	270	60,601,069.98	
1193802	1702166	7/28/2016	270	52,046,860.84	
1193739	162700707 AIRS TA	7/28/2016	270	4,408,337.35	
1193725	163000704	7/28/2016	270	3,000,000.00	
1193747	1702118	7/28/2016	270	2,057,572.00	
1193863	1702225	7/28/2016	270	152,636.65	
1193748	1702119	7/28/2016	270	86,025.00	
1193782	1702149	7/28/2016	270	57,480.76	
1193771	1702138	7/28/2016	270	52,971.00	
1193740	162700708 AIRS TA	7/28/2016	270	48,638.45	
1193469	1702085	7/28/2016	270	48,235.58	
1193862	1702224	7/28/2016	270	48,000.00	
1193474	1702086	7/28/2016	270	40,784.01	
1193805	1702167	7/28/2016	270	34,959.72	
1193798	1702165	7/28/2016	270	34,768.55	
1193796	1702164	7/28/2016	270	34,320.19	
1193487	1702098	7/28/2016	270	32,712.48	
1193485	1702096	7/28/2016	270	31,704.06	
1193754	1702125	7/28/2016	270	18,343.50	
1193741	162700709 AIRS DE	7/28/2016	270	16,226.57	
1193806	1702168	7/28/2016	270	11,776.06	
1193818	1702189	7/28/2016	270	10,193.41	
1193475	1702087	7/28/2016	270	10,000.00	
1193779	1702147	7/28/2016	270	8,794.63	
1193787	1702150	7/28/2016	270	8,382.00	
1193683	1702101	7/28/2016	270	8,082.83	
1193486	1702097	7/28/2016	270	7,524.16	
1193861	1702223	7/28/2016	270	7,279.61	
1193848	1702209	7/28/2016	270	6,685.60	
1193857	1702222	7/28/2016	270	6,300.70	
1193850	1702210	7/28/2016	270	6,129.12	
1193815	1702186	7/28/2016	270	5,708.24	
1193790	1702151	7/28/2016	270	5,085.89	
1193476	1702088	7/28/2016	270	5,000.00	
1193684	1702102	7/28/2016	270	4,589.83	
1193817	1702188	7/28/2016	270	4,449.32	
1193477	1702089	7/28/2016	270	4,399.93	
1193743	1702115	7/28/2016	270	4,220.00	
1193769	1702136	7/28/2016	270	4,052.00	
1193756	1702127	7/28/2016	270	3,615.00	
1193791	1702152	7/28/2016	270	3,498.00	
1193792	1702153	7/28/2016	270	2,988.00	
1193793	1702154	7/28/2016	270	1,669.00	
1193488	1702099	7/28/2016	270	1,643.17	
1193866	1702229	7/28/2016	270	1,564.00	

Run Date: 12/30/2016
 Run Time: 3:29:09PM

Demand Account Activity

Start Date: 7/1/2016 End Date: 12/30/2016

Page: 44
 User: 0

Jnl. Entry	Ref #	Trx. Date	Ledger	Debit Amount	Credit Amount
1193755	1702126	7/28/2016	270	1,460.00	
1193789	1702162	7/28/2016	270	1,392.50	
1193794	1702163	7/28/2016	270	1,340.00	
1193758	1702129	7/28/2016	270	1,240.00	
1193749	1702120	7/28/2016	270	983.00	
1193860	1702221	7/28/2016	270	921.50	
1193760	1702131	7/28/2016	270	908.00	
1193816	1702187	7/28/2016	270	903.01	
1193772	1702139	7/28/2016	270	800.00	
1193757	1702128	7/28/2016	270	690.00	
1193795	1702155	7/28/2016	270	668.00	
1193478	1702090	7/28/2016	270	647.67	
1193489	1702100	7/28/2016	270	625.00	
1193797	1702156	7/28/2016	270	550.00	
1193799	1702157	7/28/2016	270	490.00	
1193479	1702091	7/28/2016	270	467.00	
1193807	1702169	7/28/2016	270	459.59	
1193484	1702095	7/28/2016	270	450.00	
1193800	1702158	7/28/2016	270	422.17	
1193745	1702116	7/28/2016	270	400.00	
1193803	1702160	7/28/2016	270	344.63	
1193770	1702137	7/28/2016	270	320.00	
1193801	1702159	7/28/2016	270	276.00	
1193759	1702130	7/28/2016	270	230.00	
1193812	1702184	7/28/2016	270	201.65	
1193481	1702093	7/28/2016	270	197.50	
1193813	1702185	7/28/2016	270	183.12	
1193780	1702148	7/28/2016	270	165.38	
1193854	1702214	7/28/2016	270	159.08	
1193763	1702132	7/28/2016	270	135.00	
1193742	162700710 AIRS DE	7/28/2016	270	134.66	
1193750	1702121	7/28/2016	270	120.00	
1193804	1702161	7/28/2016	270	105.00	
1193810	1702182	7/28/2016	270	90.00	
1193864	1702226	7/28/2016	270	80.00	
1193808	1702170	7/28/2016	270	70.73	
1193482	1702094	7/28/2016	270	50.00	
1193849	1702227	7/28/2016	270	48.00	
1193746	1702117	7/28/2016	270	42.00	
1193865	1702228	7/28/2016	270	24.00	
1193853	1702213	7/28/2016	270	19.40	
1193852	1702212	7/28/2016	270	15.86	
1193765	1702133	7/28/2016	270	15.20	
1193767	1702134	7/28/2016	270	15.20	
1193851	1702211	7/28/2016	270	14.55	
1193811	1702183	7/28/2016	270	13.23	
1193768	1702135	7/28/2016	270	9.60	
1193480	1702092	7/28/2016	270	8.50	
1193751	1702122	7/28/2016	270	7.60	
1193752	1702123	7/28/2016	270	7.60	
1193753	1702124	7/28/2016	270	4.80	
1193685	DFA EFT REV 7/28	7/28/2016	270		45,613.11
1193730	162700701	7/28/2016	270		13,616,000.00
1193764	162700702	7/28/2016	270		19,330,798.40
1193840	162600701	7/28/2016	270		90,000,000.00
1193846	162600701	7/28/2016	270		90,000,000.00

Run Date: 12/30/2016
 Run Time: 3:29:09PM

Demand Account Activity

Page: 45
 User: 0

Start Date: 7/1/2016 End Date: 12/30/2016

Jnl. Entry	Ref #	Trx. Date	Ledger	Debit Amount	Credit Amount
1194388	162700702	7/29/2016	270	36,000,000.00	
1194579	162700725	7/29/2016	270	36,000,000.00	
1194545	162700706	7/29/2016	270	35,484,266.73	
1194387	162700701	7/29/2016	270	14,000,000.00	
1194444	1702290	7/29/2016	270	5,099,062.53	
1194575	162700604airs eft	7/29/2016	270	1,763,049.47	
1194443	1702289	7/29/2016	270	1,604,797.87	
1194431	1702283	7/29/2016	270	1,451,916.06	
1194540	1702368	7/29/2016	270	554,763.00	
1194439	1702286	7/29/2016	270	386,837.00	
1194442	1702288	7/29/2016	270	203,993.63	
1194405	1702263	7/29/2016	270	187,658.00	
1194546	1702369	7/29/2016	270	165,085.00	
1194435	1702284	7/29/2016	270	160,307.46	
1194455	1702301	7/29/2016	270	130,065.41	
1194502	1702346	7/29/2016	270	120,149.84	
1194404	1702262	7/29/2016	270	117,979.00	
1194456	1702302	7/29/2016	270	116,463.52	
1194488	1702322	7/29/2016	270	104,615.29	
1194390	162700704	7/29/2016	270	101,577.23	
1194533	1702357	7/29/2016	270	80,249.32	
1194490	1702323	7/29/2016	270	77,155.84	
1194491	1702324	7/29/2016	270	67,631.76	
1194526	1702342	7/29/2016	270	64,405.09	
1194400	1702258	7/29/2016	270	39,284.60	
1194493	1702325	7/29/2016	270	38,691.85	
1194547	162700707	7/29/2016	270	31,927.78	
1194398	1702256	7/29/2016	270	29,641.50	
1194437	1702285	7/29/2016	270	27,783.35	
1194401	1702259	7/29/2016	270	25,607.68	
1194576	162700605cc airs	7/29/2016	270	22,532.12	
1194495	1702326	7/29/2016	270	22,239.37	
1194402	1702260	7/29/2016	270	22,000.00	
1194497	1702327	7/29/2016	270	21,188.34	
1194539	1702367	7/29/2016	270	19,017.65	
1194407	1702264	7/29/2016	270	16,405.14	
1194403	1702261	7/29/2016	270	13,383.49	
1194522	162700608ABC BR/	7/29/2016	270	12,960.00	
1194517	1702349	7/29/2016	270	11,287.68	
1194399	1702257	7/29/2016	270	11,058.19	
1194530	1702356	7/29/2016	270	9,490.59	
1194500	1702328	7/29/2016	270	8,906.20	
1194489	1702344	7/29/2016	270	8,191.55	
1194452	1702298	7/29/2016	270	7,574.25	
1194577	162700606IFTA CC	7/29/2016	270	7,191.01	
1194486	1702321	7/29/2016	270	6,115.05	
1194498	1702329	7/29/2016	270	5,548.40	
1194578	162700607IRPCC	7/29/2016	270	4,930.22	
1194501	1702330	7/29/2016	270	4,466.23	
1194535	1702364	7/29/2016	270	2,816.13	
1194531	1702362	7/29/2016	270	2,464.11	
1194397	1702255	7/29/2016	270	2,350.00	
1194504	1702331	7/29/2016	270	2,246.83	
1194492	1702345	7/29/2016	270	2,235.00	
1194534	1702358	7/29/2016	270	2,174.36	
1194537	1702359	7/29/2016	270	1,830.00	

Run Date: 12/30/2016
 Run Time: 3:29:09PM

Demand Account Activity

Page: 46
 User: 0

Start Date: 7/1/2016 End Date: 12/30/2016

Jnl. Entry	Ref #	Trx. Date	Ledger	Debit Amount	Credit Amount
1194447	1702293	7/29/2016	270	1,755.00	
1194484	1702343	7/29/2016	270	1,550.00	
1194505	1702332	7/29/2016	270	1,479.60	
1194532	1702363	7/29/2016	270	1,355.73	
1194445	1702291	7/29/2016	270	1,200.00	
1194396	1702254	7/29/2016	270	1,041.95	
1194393	1702251	7/29/2016	270	875.00	
1194395	1702253	7/29/2016	270	800.00	
1194547	162700707	7/29/2016	270	793.33	
1194453	1702299	7/29/2016	270	630.00	
1194529	1702361	7/29/2016	270	506.49	
1194507	1702333	7/29/2016	270	483.58	
1194509	1702334	7/29/2016	270	474.00	
1194511	1702347	7/29/2016	270	410.00	
1194448	1702294	7/29/2016	270	330.00	
1194512	1702335	7/29/2016	270	315.00	
1194440	1702287	7/29/2016	270	250.00	
1194392	1702250	7/29/2016	270	180.00	
1194536	1702365	7/29/2016	270	178.46	
1194538	1702366	7/29/2016	270	164.50	
1194446	1702292	7/29/2016	270	140.00	
1194454	1702300	7/29/2016	270	125.00	
1194528	1702355	7/29/2016	270	125.00	
1194483	1702320	7/29/2016	270	119.75	
1194515	1702348	7/29/2016	270	40.00	
1194514	1702336	7/29/2016	270	24.00	
1194394	1702252	7/29/2016	270	15.00	
1194520	1702360	7/29/2016	270	10.00	
1194516	1702337	7/29/2016	270	8.00	
1194519	1702338	7/29/2016	270	8.00	
1194521	1702339	7/29/2016	270	8.00	
1194449	1702295	7/29/2016	270	7.60	
1194450	1702296	7/29/2016	270	7.60	
1194451	1702297	7/29/2016	270	4.80	
1194510	1702340	7/29/2016	270	4.00	
1194524	1702341	7/29/2016	270	4.00	
1194419	8006695	7/29/2016	270		20,299.61
1194389	162700703	7/29/2016	270		7,290,000.00
1194571	162700722	7/29/2016	270		126,736,638.20
1194907	162600801	8/1/2016	270	59,000,000.00	
1194627	163000803	8/1/2016	270	10,000,000.00	
1194906	1702469	8/1/2016	270	2,893,000.00	
1194886	1702446	8/1/2016	270	1,500,775.51	
1194629	162700802	8/1/2016	270	1,400,000.00	
1194915	162300801	8/1/2016	270	1,000,000.00	
1194823	162700803	8/1/2016	270	527,830.38	
1194874	1702447	8/1/2016	270	389,466.85	
1194844	1702409	8/1/2016	270	314,354.66	
1194842	1702406	8/1/2016	270	185,807.61	
1194878	1702448	8/1/2016	270	168,438.05	
1194890	1702468	8/1/2016	270	143,750.00	
1194859	1702430	8/1/2016	270	132,914.31	
1194879	1702449	8/1/2016	270	119,756.78	
1194884	1702451	8/1/2016	270	111,444.64	
1194887	1702452	8/1/2016	270	87,196.98	
1194858	1702429	8/1/2016	270	66,100.63	

Run Date: 12/30/2016
 Run Time: 3:29:09PM

Demand Account Activity

Start Date: 7/1/2016 End Date: 12/30/2016

Page: 47
 User: 0

Jnl. Entry	Ref #	Trx. Date	Ledger	Debit Amount	Credit Amount
1194877	1702442	8/1/2016	270	47,573.23	
1194834	1702402	8/1/2016	270	41,410.00	
1194881	1702450	8/1/2016	270	31,231.88	
1194843	1702407	8/1/2016	270	21,366.53	
1194841	1702408	8/1/2016	270	19,678.20	
1194892	1702471	8/1/2016	270	14,544.07	
1194882	1702444	8/1/2016	270	11,972.23	
1194845	1702455	8/1/2016	270	8,630.00	
1194880	1702443	8/1/2016	270	6,587.85	
1194835	1702403	8/1/2016	270	6,581.70	
1194846	1702410	8/1/2016	270	6,290.41	
1194875	1702440	8/1/2016	270	5,711.38	
1194876	1702441	8/1/2016	270	4,577.00	
1194883	1702445	8/1/2016	270	3,982.23	
1194871	1702459	8/1/2016	270	3,660.00	
1194833	1702401	8/1/2016	270	3,515.75	
1194857	1702428	8/1/2016	270	3,212.46	
1194840	1702405	8/1/2016	270	2,201.00	
1194862	1702433	8/1/2016	270	1,617.50	
1194911	1702472	8/1/2016	270	1,324.60	
1194860	1702431	8/1/2016	270	1,150.00	
1194870	1702438	8/1/2016	270	1,090.20	
1194872	1702439	8/1/2016	270	1,044.36	
1194873	1702460	8/1/2016	270	442.00	
1194863	1702434	8/1/2016	270	338.09	
1194864	1702435	8/1/2016	270	304.00	
1194865	1702436	8/1/2016	270	283.92	
1194861	1702432	8/1/2016	270	115.50	
1194831	1702400	8/1/2016	270	55.88	
1194867	1702437	8/1/2016	270	40.62	
1194838	1702404	8/1/2016	270	35.00	
1194869	1702458	8/1/2016	270	34.88	
1194868	1702457	8/1/2016	270	8.50	
1194628	162700801	8/1/2016	270		8,720,000.00
1194824	162700804	8/1/2016	270		26,776,446.49
1194893	162700805	8/1/2016	270		42,439,187.52
1195310	1702596	8/2/2016	270	35,112,509.79	
1195237	162700803	8/2/2016	270	27,283,753.06	
1195091	1630008/03	8/2/2016	270	14,000,000.00	
1195162	162700807 AIRS TA	8/2/2016	270	7,819,444.17	
1195278	1702572	8/2/2016	270	1,510,551.56	
1195238	1702540	8/2/2016	270	1,190,558.37	
1195256	1702550	8/2/2016	270	463,585.33	
1195257	1702551	8/2/2016	270	329,217.73	
1195277	1702571	8/2/2016	270	244,520.17	
1195253	1702547	8/2/2016	270	233,286.00	
1195258	1702552	8/2/2016	270	219,929.54	
1195236	1702539	8/2/2016	270	183,341.45	
1195210	1702513	8/2/2016	270	177,000.00	
1195215	1702518	8/2/2016	270	166,899.16	
1195261	1702555	8/2/2016	270	143,897.02	
1195252	1702546	8/2/2016	270	139,265.52	
1195165	162700809 AIRS DE	8/2/2016	270	119,581.13	
1195208	1702511	8/2/2016	270	102,195.74	
1195189	1702493	8/2/2016	270	89,300.85	
1195163	162700808 AIRS TA	8/2/2016	270	38,965.61	

Run Date: 12/30/2016
 Run Time: 3:29:09PM

Demand Account Activity

Page: 48
 User: 0

Start Date: 7/1/2016 End Date: 12/30/2016

Jnl. Entry	Ref #	Trx. Date	Ledger	Debit Amount	Credit Amount
1195260	1702554	8/2/2016	270	29,782.39	
1195255	1702549	8/2/2016	270	29,074.84	
1195248	1702542	8/2/2016	270	27,956.01	
1195166	162700810 AIRS DE	8/2/2016	270	25,247.90	
1195273	1702567	8/2/2016	270	23,092.46	
1194916	1702477	8/2/2016	270	19,644.96	
1195214	1702517	8/2/2016	270	16,587.72	
1195249	1702543	8/2/2016	270	15,195.26	
1195247	1702541	8/2/2016	270	10,705.12	
1195250	1702544	8/2/2016	270	9,753.89	
1195206	1702509	8/2/2016	270	8,934.85	
1195213	1702516	8/2/2016	270	8,581.06	
1195200	1702503	8/2/2016	270	6,128.00	
1195190	1702494	8/2/2016	270	5,937.50	
1195167	162700811 AIRS DE	8/2/2016	270	5,925.00	
1195171	162700802	8/2/2016	270	5,000.00	
1195212	1702515	8/2/2016	270	4,794.65	
1195254	1702548	8/2/2016	270	4,661.24	
1195259	1702553	8/2/2016	270	4,537.65	
1195211	1702514	8/2/2016	270	3,954.67	
1195262	1702556	8/2/2016	270	3,920.10	
1195264	1702558	8/2/2016	270	3,752.04	
1195274	1702568	8/2/2016	270	3,295.00	
1195307	1702595	8/2/2016	270	2,075.70	
1195263	1702557	8/2/2016	270	1,948.25	
1195275	1702569	8/2/2016	270	1,940.00	
1195193	1702496	8/2/2016	270	1,520.00	
1195202	1702505	8/2/2016	270	1,375.00	
1195195	1702498	8/2/2016	270	1,314.00	
1195266	1702560	8/2/2016	270	1,057.76	
1195265	1702559	8/2/2016	270	925.81	
1195308	1702594	8/2/2016	270	802.94	
1195204	1702507	8/2/2016	270	689.25	
1195192	1702495	8/2/2016	270	500.00	
1195201	1702504	8/2/2016	270	480.00	
1195269	1702563	8/2/2016	270	470.00	
1195251	1702545	8/2/2016	270	456.15	
1195306	1702593	8/2/2016	270	347.50	
1195209	1702512	8/2/2016	270	285.00	
1195194	1702497	8/2/2016	270	280.00	
1195203	1702506	8/2/2016	270	260.00	
1195272	1702566	8/2/2016	270	200.00	
1195276	1702570	8/2/2016	270	183.75	
1195196	1702499	8/2/2016	270	160.00	
1195205	1702508	8/2/2016	270	110.00	
1195207	1702510	8/2/2016	270	75.00	
1195197	1702500	8/2/2016	270	30.40	
1195198	1702501	8/2/2016	270	30.40	
1195271	1702565	8/2/2016	270	28.00	
1195267	1702561	8/2/2016	270	24.00	
1195268	1702562	8/2/2016	270	20.00	
1195199	1702502	8/2/2016	270	19.20	
1195270	1702564	8/2/2016	270	4.00	
1195092	162700801	8/2/2016	270		629,000.00
1195239	162700804	8/2/2016	270		37,085,383.77
1195311	162600801	8/2/2016	270		53,000,000.00

Run Date: 12/30/2016
 Run Time: 3:29:09PM

Demand Account Activity

Page: 49
 User: 0

Start Date: 7/1/2016 End Date: 12/30/2016

Jnl. Entry	Ref #	Trx. Date	Ledger	Debit Amount	Credit Amount
1195628	162700802	8/3/2016	270	14,619,343.27	
1195541	162700807 AIRS TA	8/3/2016	270	9,037,000.08	
1195723	162600801	8/3/2016	270	7,000,000.00	
1195313	163000803	8/3/2016	270	6,000,000.00	
1195683	1702650	8/3/2016	270	1,857,536.11	
1195684	1702651	8/3/2016	270	1,018,253.05	
1195724	162300801	8/3/2016	270	1,000,000.00	
1195665	1702630	8/3/2016	270	969,005.19	
1195630	1702606	8/3/2016	270	800,000.00	
1195720	1702684	8/3/2016	270	405,000.00	
1195631	1702607	8/3/2016	270	356,911.57	
1195633	1702608	8/3/2016	270	352,779.13	
1195638	1702614	8/3/2016	270	160,269.18	
1195706	1702671	8/3/2016	270	60,262.50	
1195625	1702610	8/3/2016	270	50,000.00	
1195707	1702672	8/3/2016	270	47,837.81	
1195610	162700809 AIRS D€	8/3/2016	270	30,363.02	
1195632	1702611	8/3/2016	270	22,733.52	
1195634	1702612	8/3/2016	270	18,147.10	
1195611	162700810 AIRS D€	8/3/2016	270	15,988.76	
1195609	162700808 AIRS TA	8/3/2016	270	15,286.28	
1195700	1702667	8/3/2016	270	13,951.08	
1195636	1702613	8/3/2016	270	13,908.65	
1195613	162700812 AIRS D€	8/3/2016	270	11,820.00	
1195699	1702666	8/3/2016	270	9,280.12	
1195701	1702668	8/3/2016	270	5,127.40	
1195662	1702628	8/3/2016	270	4,600.75	
1195704	1702670	8/3/2016	270	4,364.88	
1195711	1702676	8/3/2016	270	4,152.27	
1195703	1702669	8/3/2016	270	3,971.77	
1195705	1702674	8/3/2016	270	3,785.22	
1195696	1702663	8/3/2016	270	2,295.00	
1195659	1702626	8/3/2016	270	1,500.00	
1195708	1702673	8/3/2016	270	1,232.25	
1195622	1702604	8/3/2016	270	1,150.00	
1195732	1702688	8/3/2016	270	1,000.00	
1195657	1702624	8/3/2016	270	938.75	
1195671	1702662	8/3/2016	270	625.00	
1195650	1702617	8/3/2016	270	550.00	
1195637	1702615	8/3/2016	270	500.00	
1195635	1702609	8/3/2016	270	478.18	
1195629	1702605	8/3/2016	270	475.00	
1195651	1702618	8/3/2016	270	400.00	
1195664	1702629	8/3/2016	270	370.00	
1195661	1702627	8/3/2016	270	270.00	
1195717	1702681	8/3/2016	270	240.00	
1195698	1702665	8/3/2016	270	185.59	
1195697	1702664	8/3/2016	270	177.50	
1195709	1702675	8/3/2016	270	90.00	
1195712	1702677	8/3/2016	270	90.00	
1195649	1702616	8/3/2016	270	90.00	
1195719	1702683	8/3/2016	270	80.75	
1195658	1702625	8/3/2016	270	80.00	
1195718	1702682	8/3/2016	270	80.00	
1195612	162700811 AIRS D€	8/3/2016	270	75.00	
1195713	1702678	8/3/2016	270	37.00	

Run Date: 12/30/2016
 Run Time: 3:29:09PM

Demand Account Activity

Page: 50
 User: 0

Start Date: 7/1/2016 End Date: 12/30/2016

Jnl. Entry	Ref #	Trx. Date	Ledger	Debit Amount	Credit Amount
1195654	1702621	8/3/2016	270	22.80	
1195655	1702622	8/3/2016	270	22.80	
1195682	1702649	8/3/2016	270	18.55	
1195656	1702623	8/3/2016	270	14.40	
1195314	162700801	8/3/2016	270		352,779.13
1195619	DFA EFT REV 8/2/1	8/3/2016	270		25,006.58
1195693	162700803	8/3/2016	270		43,213,253.41
1196893	1702807	8/4/2016	270	53,205,007.26	
1196784	162700801	8/4/2016	270	21,224,761.20	
1196764	163000804	8/4/2016	270	7,000,000.00	
1196775	162700807 AIRS TA	8/4/2016	270	5,053,132.14	
1196896	1702808	8/4/2016	270	1,237,319.66	
1196862	1702781	8/4/2016	270	1,080,318.42	
1196905	1702817	8/4/2016	270	969,792.50	
1196788	1702719	8/4/2016	270	815,533.00	
1196900	1702812	8/4/2016	270	806,085.98	
1196755	1702703	8/4/2016	270	678,251.44	
1196899	1702811	8/4/2016	270	378,223.61	
1196930	1702830	8/4/2016	270	360,530.28	
1196860	1702780	8/4/2016	270	245,250.00	
1196757	1702705	8/4/2016	270	157,007.91	
1196789	1702720	8/4/2016	270	134,075.00	
1196865	1702783	8/4/2016	270	86,268.85	
1196897	1702809	8/4/2016	270	80,754.45	
1196927	1702829	8/4/2016	270	79,039.65	
1196878	1702795	8/4/2016	270	54,045.70	
1196777	162700808 AIRS TA	8/4/2016	270	51,681.47	
1196904	1702816	8/4/2016	270	44,320.85	
1196924	1702827	8/4/2016	270	44,307.16	
1196848	1702796	8/4/2016	270	33,128.33	
1196881	1702797	8/4/2016	270	28,527.64	
1196779	162700809 AIRS DE	8/4/2016	270	22,393.20	
1196901	1702813	8/4/2016	270	21,610.00	
1196902	1702814	8/4/2016	270	18,769.95	
1196786	1702717	8/4/2016	270	18,712.50	
1196799	1702731	8/4/2016	270	18,115.00	
1196928	1702826	8/4/2016	270	12,480.00	
1196780	162700810 AIRS DE	8/4/2016	270	11,757.32	
1196883	1702799	8/4/2016	270	10,604.19	
1196916	1702822	8/4/2016	270	9,326.50	
1196884	1702800	8/4/2016	270	9,216.43	
1195715	1702698	8/4/2016	270	9,064.50	
1195738	1702690	8/4/2016	270	7,945.88	
1196885	1702801	8/4/2016	270	7,500.95	
1196880	1702802	8/4/2016	270	7,291.50	
1196754	1702702	8/4/2016	270	6,440.00	
1196887	1702803	8/4/2016	270	5,038.58	
1196882	1702798	8/4/2016	270	4,280.04	
1196888	1702804	8/4/2016	270	4,219.20	
1196806	1702736	8/4/2016	270	3,445.00	
1196783	1702715	8/4/2016	270	2,705.00	
1196919	1702823	8/4/2016	270	2,505.00	
1196889	1702805	8/4/2016	270	2,402.01	
1196781	162700811 AIRS DE	8/4/2016	270	2,250.00	
1196872	1702789	8/4/2016	270	2,237.00	
1196866	1702784	8/4/2016	270	2,155.00	

Run Date: 12/30/2016
 Run Time: 3:29:09PM

Demand Account Activity

Start Date: 7/1/2016 End Date: 12/30/2016

Page: 51
 User: 0

Jnl. Entry	Ref #	Trx. Date	Ledger	Debit Amount	Credit Amount
1196873	1702790	8/4/2016	270	1,763.00	
1195742	1702691	8/4/2016	270	1,677.41	
1196787	1702718	8/4/2016	270	1,500.00	
1196778	1702713	8/4/2016	270	1,470.50	
1196898	1702810	8/4/2016	270	1,402.14	
1196811	1702739	8/4/2016	270	1,223.79	
1196890	1702806	8/4/2016	270	1,071.47	
1196863	1702782	8/4/2016	270	1,060.00	
1196874	1702791	8/4/2016	270	860.00	
1196807	1702737	8/4/2016	270	640.00	
1196875	1702792	8/4/2016	270	531.00	
1196785	1702716	8/4/2016	270	490.00	
1196925	1702825	8/4/2016	270	475.00	
1196876	1702793	8/4/2016	270	439.44	
1196877	1702794	8/4/2016	270	435.00	
1196756	1702704	8/4/2016	270	420.00	
1196903	1702815	8/4/2016	270	350.00	
1196782	1702714	8/4/2016	270	190.00	
1196868	1702785	8/4/2016	270	167.72	
1196910	1702820	8/4/2016	270	110.00	
1196805	1702735	8/4/2016	270	80.00	
1196869	1702786	8/4/2016	270	70.00	
1196870	1702787	8/4/2016	270	62.00	
1196922	1702824	8/4/2016	270	50.00	
1196913	1702821	8/4/2016	270	48.47	
1196752	1702701	8/4/2016	270	37.75	
1196760	1702710	8/4/2016	270	7.60	
1196774	1702711	8/4/2016	270	7.60	
1196776	1702712	8/4/2016	270	4.80	
1196871	1702788	8/4/2016	270	4.00	
1196803	DFA EFT REV 8/4/1	8/4/2016	270		10,989.81
1196849	162700802	8/4/2016	270		18,235,540.56
1196867	1626000801	8/4/2016	270		76,000,000.00
1197239	162700802	8/5/2016	270	133,805,487.34	
1197247	162300801	8/5/2016	270	13,000,000.00	
1197203	163000803	8/5/2016	270	8,000,000.00	
1197289	162600801	8/5/2016	270	5,000,000.00	
1197223	162700807 AIRS TA	8/5/2016	270	4,762,561.50	
1197336	1702962	8/5/2016	270	2,376,000.00	
1197339	1702963	8/5/2016	270	1,944,495.00	
1197319	1702899	8/5/2016	270	1,885,150.33	
1197218	1702864	8/5/2016	270	1,500,000.00	
1197286	1702925	8/5/2016	270	451,479.96	
1197287	1702898	8/5/2016	270	262,549.25	
1197284	1702924	8/5/2016	270	189,055.58	
1196935	1702846	8/5/2016	270	139,316.11	
1197264	1702912	8/5/2016	270	57,071.84	
1197279	1702896	8/5/2016	270	49,469.51	
1197278	1702920	8/5/2016	270	45,561.20	
1197226	162700809 AIRS DE	8/5/2016	270	39,792.61	
1197282	1702897	8/5/2016	270	30,765.85	
1197330	1702957	8/5/2016	270	24,420.00	
1197275	1702919	8/5/2016	270	23,099.87	
1197216	1702862	8/5/2016	270	21,195.97	
1197280	1702921	8/5/2016	270	20,719.12	
1197293	1702928	8/5/2016	270	13,380.39	

Run Date: 12/30/2016
 Run Time: 3:29:09PM

Demand Account Activity

Start Date: 7/1/2016 End Date: 12/30/2016

Page: 52
 User: 0

Jnl. Entry	Ref #	Trx. Date	Ledger	Debit Amount	Credit Amount
1197227	162700810 AIRS D€	8/5/2016	270	12,297.04	
1197271	1702893	8/5/2016	270	10,134.68	
1197273	1702917	8/5/2016	270	8,526.95	
1197225	162700808 AIRS TA	8/5/2016	270	8,235.74	
1197254	1702877	8/5/2016	270	7,904.00	
1197212	1702859	8/5/2016	270	7,627.00	
1197276	1702894	8/5/2016	270	3,826.56	
1197268	1702892	8/5/2016	270	2,841.00	
1197274	1702918	8/5/2016	270	2,727.31	
1197263	1702911	8/5/2016	270	2,665.00	
1197328	1702956	8/5/2016	270	2,135.00	
1197249	1702873	8/5/2016	270	1,940.00	
1197295	1702929	8/5/2016	270	1,746.61	
1197251	1702875	8/5/2016	270	1,657.50	
1197217	1702863	8/5/2016	270	1,561.34	
1197228	162700811 AIRS D€	8/5/2016	270	1,455.00	
1197306	1702895	8/5/2016	270	1,401.97	
1197266	1702913	8/5/2016	270	1,208.00	
1197281	1702922	8/5/2016	270	1,085.34	
1197331	1702958	8/5/2016	270	1,000.00	
1197269	1702914	8/5/2016	270	997.58	
1197256	1702879	8/5/2016	270	892.96	
1197213	1702860	8/5/2016	270	846.85	
1197255	1702878	8/5/2016	270	640.00	
1197270	1702915	8/5/2016	270	543.00	
1197241	1702910	8/5/2016	270	470.00	
1197250	1702874	8/5/2016	270	370.00	
1197272	1702916	8/5/2016	270	355.00	
1197214	1702861	8/5/2016	270	271.60	
1197230	1702867	8/5/2016	270	200.00	
1197224	1702866	8/5/2016	270	140.00	
1197253	1702876	8/5/2016	270	140.00	
1197297	1702930	8/5/2016	270	122.75	
1197211	1702858	8/5/2016	270	106.25	
1197246	1702871	8/5/2016	270	15.20	
1197248	1702872	8/5/2016	270	15.20	
1197243	1702870	8/5/2016	270	9.60	
1197283	1702923	8/5/2016	270	1.00	
1197205	162700801	8/5/2016	270		16,250,235.00
1197258	DFA EFT REV 8/5/1	8/5/2016	270		2,946.96
1197252	162700803	8/5/2016	270		157,513,230.24
1197704	162600801	8/8/2016	270	81,000,000.00	
1197375	162700801	8/8/2016	270	15,500,000.00	
1197373	163000804	8/8/2016	270	11,000,000.00	
1197384	162700807 AIRS TA	8/8/2016	270	4,347,007.64	
1197649	1703029	8/8/2016	270	1,442,402.61	
1197702	162300801	8/8/2016	270	1,000,000.00	
1197652	1703032	8/8/2016	270	622,567.85	
1197663	1703043	8/8/2016	270	457,688.38	
1197710	Correct Journal Entr	8/8/2016	270	217,090.31	
1197711	correction 1197710	8/8/2016	270	217,090.21	
1197618	1703044	8/8/2016	270	174,933.96	
1197665	1703045	8/8/2016	270	163,573.69	
1197668	1703048	8/8/2016	270	113,153.88	
1197386	162700809 AIRS D€	8/8/2016	270	61,145.85	
1197363	1702981	8/8/2016	270	43,189.01	

Run Date: 12/30/2016
 Run Time: 3:29:09PM

Demand Account Activity

Start Date: 7/1/2016 End Date: 12/30/2016

Page: 53
 User: 0

Jnl. Entry	Ref #	Trx. Date	Ledger	Debit Amount	Credit Amount
1197365	1702983	8/8/2016	270	38,965.92	
1197650	1703030	8/8/2016	270	28,066.92	
1197385	162700808 AIRS TA	8/8/2016	270	26,434.03	
1197693	162700803	8/8/2016	270	25,881.25	
1197661	1703041	8/8/2016	270	23,550.63	
1197642	1703023	8/8/2016	270	16,536.72	
1197669	1703049	8/8/2016	270	15,087.86	
1197644	1703025	8/8/2016	270	13,368.75	
1197673	1703053	8/8/2016	270	11,055.11	
1197671	1703051	8/8/2016	270	10,279.00	
1197675	1703055	8/8/2016	270	10,000.00	
1197672	1703052	8/8/2016	270	8,250.00	
1197355	1703031	8/8/2016	270	7,560.00	
1197662	1703042	8/8/2016	270	7,027.16	
1197666	1703046	8/8/2016	270	6,840.00	
1197367	1702984	8/8/2016	270	6,312.33	
1197368	1702985	8/8/2016	270	5,917.80	
1197614	1702996	8/8/2016	270	5,848.25	
1197364	1702982	8/8/2016	270	4,400.01	
1197387	162700810 AIRS DE	8/8/2016	270	4,269.98	
1197657	1703037	8/8/2016	270	2,747.95	
1197637	1703021	8/8/2016	270	2,690.64	
1197658	1703038	8/8/2016	270	2,591.00	
1197640	1703022	8/8/2016	270	1,970.00	
1197667	1703047	8/8/2016	270	1,949.01	
1197659	1703039	8/8/2016	270	1,773.00	
1197646	1703027	8/8/2016	270	1,707.53	
1197670	1703050	8/8/2016	270	1,500.00	
1197660	1703040	8/8/2016	270	1,460.00	
1197611	1702994	8/8/2016	270	1,425.00	
1197647	1703028	8/8/2016	270	1,276.40	
1197674	1703054	8/8/2016	270	1,269.00	
1197645	1703026	8/8/2016	270	1,021.82	
1197360	1702978	8/8/2016	270	840.00	
1197655	1703035	8/8/2016	270	499.00	
1197616	1702997	8/8/2016	270	470.00	
1197361	1702979	8/8/2016	270	443.00	
1197607	1702992	8/8/2016	270	434.75	
1197362	1702980	8/8/2016	270	420.00	
1197643	1703024	8/8/2016	270	370.00	
1197613	1702995	8/8/2016	270	270.00	
1197656	1703036	8/8/2016	270	95.20	
1197653	1703033	8/8/2016	270	83.75	
1197388	162700811 AIRS DE	8/8/2016	270	75.00	
1197610	1702993	8/8/2016	270	70.00	
1197359	1702977	8/8/2016	270	50.00	
1197604	1702990	8/8/2016	270	38.00	
1197605	1702991	8/8/2016	270	38.00	
1197654	1703034	8/8/2016	270	25.00	
1197594	1702989	8/8/2016	270	24.00	
1197358	1702976	8/8/2016	270	8.50	
1197376	162700802	8/8/2016	270		626,000.00
1197664	162700805	8/8/2016	270		23,094,233.89
1197692	162700804	8/8/2016	270		87,257,800.79
1197709	Back Out Journal Er	8/8/2016	270		4,347,007.64
1197711	correction 1197710	8/8/2016	270		217,090.31

Run Date: 12/30/2016
 Run Time: 3:29:09PM

Demand Account Activity

Page: 54
 User: 0

Start Date: 7/1/2016 End Date: 12/30/2016

Jnl. Entry	Ref #	Trx. Date	Ledger	Debit Amount	Credit Amount
1197966	163000803	8/9/2016	270	13,000,000.00	
1198069	162700807 AIRS TA	8/9/2016	270	10,643,323.75	
1198159	162700805	8/9/2016	270	9,941,775.26	
1198129	1703133	8/9/2016	270	5,148,444.66	
1198089	1703099	8/9/2016	270	3,100,786.00	
1198168	162600801	8/9/2016	270	2,000,000.00	
1198090	1703097	8/9/2016	270	1,217,475.00	
1198079	1703086	8/9/2016	270	1,100,000.00	
1198178	1703168	8/9/2016	270	394,386.12	
1198078	1703085	8/9/2016	270	369,000.00	
1198209	1703197	8/9/2016	270	293,133.03	
1198077	1703084	8/9/2016	270	250,000.00	
1198211	1703198	8/9/2016	270	140,159.89	
1198197	1703185	8/9/2016	270	140,000.00	
1198196	1703184	8/9/2016	270	135,158.00	
1198187	1703175	8/9/2016	270	100,731.00	
1198205	1703195	8/9/2016	270	92,565.50	
1198120	1703123	8/9/2016	270	75,165.93	
1198194	1703182	8/9/2016	270	70,000.00	
1198173	1703164	8/9/2016	270	58,606.62	
1198061	1703096	8/9/2016	270	41,200.00	
1198182	1703171	8/9/2016	270	34,785.51	
1198091	1703098	8/9/2016	270	32,720.00	
1197970	162700802	8/9/2016	270	25,204.88	
1198070	162700808 AIRS TA	8/9/2016	270	21,030.22	
1198174	1703165	8/9/2016	270	18,979.00	
1198185	1703173	8/9/2016	270	17,647.35	
1198183	1703172	8/9/2016	270	17,009.62	
1198102	1703109	8/9/2016	270	15,632.67	
1198126	1703130	8/9/2016	270	14,476.94	
1198103	1703110	8/9/2016	270	13,550.00	
1198133	1703135	8/9/2016	270	11,149.11	
1198181	1703170	8/9/2016	270	8,595.86	
1198132	1703134	8/9/2016	270	8,595.73	
1198071	162700809 AIRS DE	8/9/2016	270	7,460.40	
1198158	162700804	8/9/2016	270	6,280.56	
1198110	1703113	8/9/2016	270	5,461.28	
1198116	1703119	8/9/2016	270	5,161.13	
1198100	1703107	8/9/2016	270	4,830.50	
1198117	1703120	8/9/2016	270	4,504.00	
1198118	1703121	8/9/2016	270	3,907.58	
1198195	1703183	8/9/2016	270	3,228.50	
1198108	1703112	8/9/2016	270	2,490.00	
1198119	1703122	8/9/2016	270	1,755.12	
1198098	1703105	8/9/2016	270	1,410.00	
1198208	1703196	8/9/2016	270	1,400.68	
1198097	1703104	8/9/2016	270	847.50	
1198058	1703080	8/9/2016	270	825.00	
1198113	1703116	8/9/2016	270	590.92	
1198104	1703111	8/9/2016	270	567.50	
1198076	1703083	8/9/2016	270	510.83	
1198114	1703117	8/9/2016	270	458.00	
1198075	1703082	8/9/2016	270	450.00	
1198176	1703166	8/9/2016	270	450.00	
1198186	1703174	8/9/2016	270	425.00	
1198179	1703169	8/9/2016	270	417.39	

Run Date: 12/30/2016
 Run Time: 3:29:09PM

Demand Account Activity

Page: 55
 User: 0

Start Date: 7/1/2016 End Date: 12/30/2016

Jnl. Entry	Ref #	Trx. Date	Ledger	Debit Amount	Credit Amount
1197706	1703070	8/9/2016	270	400.00	
1198101	1703108	8/9/2016	270	380.00	
1198099	1703106	8/9/2016	270	270.00	
1198112	1703115	8/9/2016	270	181.75	
1198115	1703118	8/9/2016	270	150.00	
1198096	1703103	8/9/2016	270	145.00	
1198127	1703131	8/9/2016	270	128.92	
1197713	1703072	8/9/2016	270	125.00	
1198193	1703181	8/9/2016	270	120.00	
1197708	1703071	8/9/2016	270	90.00	
1198191	1703179	8/9/2016	270	85.00	
1198092	1703114	8/9/2016	270	77.75	
1198189	1703178	8/9/2016	270	66.00	
1198057	1703079	8/9/2016	270	50.00	
1198192	1703180	8/9/2016	270	47.50	
1198128	1703132	8/9/2016	270	41.41	
1198093	1703100	8/9/2016	270	38.00	
1198094	1703101	8/9/2016	270	38.00	
1198095	1703102	8/9/2016	270	24.00	
1198177	1703167	8/9/2016	270	10.00	
1198130	DFA EFT REV 8/9/1	8/9/2016	270		36,916.70
1198135	DFA EFT REV 8/9/1	8/9/2016	270		3,041.10
1198155	162700803	8/9/2016	270		33,517,001.22
1197967	162700801	8/9/2016	270		16,500,000.00
1198628	162600801	8/10/2016	270	83,000,000.00	
1198532	162700807 AIRS TA	8/10/2016	270	10,684,654.38	
1198497	163000803	8/10/2016	270	6,000,000.00	
1198511	1703236	8/10/2016	270	4,927,247.59	
1198562	1703276	8/10/2016	270	2,862,189.27	
1198565	1703277	8/10/2016	270	1,867,223.16	
1198518	1703243	8/10/2016	270	1,014,722.47	
1198572	1703284	8/10/2016	270	1,000,000.00	
1198507	1703232	8/10/2016	270	463,441.31	
1198560	1703274	8/10/2016	270	127,740.05	
1198618	1703328	8/10/2016	270	117,000.00	
1198598	1703308	8/10/2016	270	81,941.80	
1198555	1703268	8/10/2016	270	53,792.51	
1198517	1703242	8/10/2016	270	51,161.26	
1198519	1703244	8/10/2016	270	41,375.75	
1198230	1703219	8/10/2016	270	33,681.91	
1198520	1703245	8/10/2016	270	26,501.06	
1198533	162700808 AIRS TA	8/10/2016	270	25,200.93	
1198515	1703240	8/10/2016	270	24,400.00	
1198593	1703303	8/10/2016	270	20,514.00	
1198512	1703237	8/10/2016	270	16,678.19	
1198594	1703304	8/10/2016	270	15,245.55	
1198510	1703235	8/10/2016	270	14,380.88	
1198595	1703305	8/10/2016	270	13,400.96	
1198574	1703286	8/10/2016	270	13,201.93	
1198513	1703238	8/10/2016	270	10,939.95	
1198596	1703306	8/10/2016	270	8,808.00	
1198585	1703295	8/10/2016	270	6,949.83	
1198571	1703283	8/10/2016	270	6,505.00	
1198213	1703208	8/10/2016	270	6,305.00	
1198514	1703239	8/10/2016	270	5,637.00	
1198550	1703263	8/10/2016	270	5,509.00	

Run Date: 12/30/2016
 Run Time: 3:29:09PM

Demand Account Activity

Start Date: 7/1/2016 End Date: 12/30/2016

Page: 56
 User: 0

Jnl. Entry	Ref #	Trx. Date	Ledger	Debit Amount	Credit Amount
1198590	1703300	8/10/2016	270	5,440.79	
1198591	1703301	8/10/2016	270	5,001.79	
1198592	1703302	8/10/2016	270	4,750.26	
1198542	1703255	8/10/2016	270	4,415.36	
1198221	1703210	8/10/2016	270	2,822.50	
1198573	1703285	8/10/2016	270	2,729.94	
1198586	1703296	8/10/2016	270	2,425.00	
1198597	1703307	8/10/2016	270	1,968.97	
1198606	1703316	8/10/2016	270	1,698.95	
1198548	1703261	8/10/2016	270	1,180.00	
1198534	162700809 AIRS DE	8/10/2016	270	1,066.14	
1198588	1703298	8/10/2016	270	813.00	
1198605	1703315	8/10/2016	270	686.03	
1198509	1703234	8/10/2016	270	520.00	
1198587	1703297	8/10/2016	270	445.00	
1198551	1703264	8/10/2016	270	440.00	
1198547	1703260	8/10/2016	270	317.50	
1198549	1703262	8/10/2016	270	230.00	
1198633	1703333	8/10/2016	270	200.00	
1198220	1703209	8/10/2016	270	107.56	
1198601	1703311	8/10/2016	270	90.00	
1198602	1703312	8/10/2016	270	90.00	
1198516	1703241	8/10/2016	270	56.48	
1198546	1703259	8/10/2016	270	50.00	
1198589	1703299	8/10/2016	270	50.00	
1198603	1703313	8/10/2016	270	28.99	
1198604	1703314	8/10/2016	270	24.42	
1198222	1703211	8/10/2016	270	21.15	
1198543	1703256	8/10/2016	270	15.20	
1198544	1703257	8/10/2016	270	15.20	
1198545	1703258	8/10/2016	270	9.60	
1198508	1703233	8/10/2016	270	4.25	
1198561	1703275	8/10/2016	270	1.13	
1198535	162700810 AIRS DE	8/10/2016	270	1.00	
1198233	DFA EFT REV 8-10-	8/10/2016	270		5,871.19
1198498	162700801	8/10/2016	270		4,927,247.59
1198536	162700802	8/10/2016	270		48,369,748.82
1198621	162700803	8/10/2016	270		90,911.61
1198622	162700804	8/10/2016	270		58,768,017.13
1199020	1703415	8/11/2016	270	204,706,081.77	
1198649	162700802	8/11/2016	270	77,775,000.00	
1198953	162700807 AIRS TA	8/11/2016	270	13,410,357.26	
1198647	163000803	8/11/2016	270	6,000,000.00	
1199021	1703416	8/11/2016	270	742,031.05	
1198651	1703343	8/11/2016	270	300,000.00	
1199056	1703451	8/11/2016	270	145,000.00	
1199016	1703411	8/11/2016	270	121,968.81	
1198935	1703357	8/11/2016	270	119,638.40	
1198997	1703394	8/11/2016	270	115,457.00	
1198936	1703358	8/11/2016	270	86,542.32	
1199015	1703410	8/11/2016	270	68,430.35	
1198954	162700808 AIRS TA	8/11/2016	270	66,621.52	
1198939	1703361	8/11/2016	270	60,000.00	
1198940	1703362	8/11/2016	270	51,471.92	
1199064	1703457	8/11/2016	270	21,521.00	
1198934	1703356	8/11/2016	270	18,680.06	

Run Date: 12/30/2016
 Run Time: 3:29:09PM

Demand Account Activity

Page: 57
 User: 0

Start Date: 7/1/2016 End Date: 12/30/2016

Jnl. Entry	Ref #	Trx. Date	Ledger	Debit Amount	Credit Amount
1199003	1703399	8/11/2016	270	16,677.94	
1198937	1703359	8/11/2016	270	13,451.82	
1199017	1703412	8/11/2016	270	12,264.82	
1199019	1703414	8/11/2016	270	7,461.74	
1199024	1703419	8/11/2016	270	6,570.09	
1198932	1703354	8/11/2016	270	5,515.00	
1199058	1703453	8/11/2016	270	3,419.75	
1199000	1703396	8/11/2016	270	2,320.00	
1199057	1703452	8/11/2016	270	1,650.25	
1198922	1703344	8/11/2016	270	1,370.00	
1199009	1703404	8/11/2016	270	1,200.00	
1198931	1703353	8/11/2016	270	1,050.00	
1199018	1703413	8/11/2016	270	895.86	
1199025	1703426	8/11/2016	270	835.90	
1199054	1703450	8/11/2016	270	819.80	
1198933	1703355	8/11/2016	270	800.00	
1198926	1703348	8/11/2016	270	775.20	
1198930	1703352	8/11/2016	270	770.00	
1198928	1703350	8/11/2016	270	725.00	
1198929	1703351	8/11/2016	270	650.00	
1198927	1703349	8/11/2016	270	510.00	
1199010	1703405	8/11/2016	270	308.50	
1198998	1703395	8/11/2016	270	305.00	
1198925	1703347	8/11/2016	270	300.00	
1198960	1703370	8/11/2016	270	250.00	
1199002	1703398	8/11/2016	270	198.42	
1199011	1703406	8/11/2016	270	165.00	
1198924	1703346	8/11/2016	270	136.00	
1198938	1703360	8/11/2016	270	97.47	
1198923	1703345	8/11/2016	270	77.75	
1199012	1703407	8/11/2016	270	56.22	
1199022	1703417	8/11/2016	270	49.97	
1199001	1703397	8/11/2016	270	33.24	
1199013	1703408	8/11/2016	270	20.00	
1199014	1703409	8/11/2016	270	20.00	
1199023	1703418	8/11/2016	270	16.59	
1199004	1703400	8/11/2016	270	16.00	
1199005	1703401	8/11/2016	270	16.00	
1199007	1703402	8/11/2016	270	12.00	
1199008	1703403	8/11/2016	270	8.00	
1198643	DFA EFT REV 8/11/	8/11/2016	270		9,921.43
1198969	162700804	8/11/2016	270		14,571,837.32
1198650	162700801	8/11/2016	270		78,581,000.00
1198964	162700803	8/11/2016	270		43,352,363.78
1199026	162600801	8/11/2016	270		167,000,000.00
1199609	162600801	8/12/2016	270	224,000,000.00	
1199589	162300801	8/12/2016	270	23,000,000.00	
1199084	1703477	8/12/2016	270	14,691,511.08	
1199507	162700812	8/12/2016	270	11,544,673.24	
1199152	162700807 AIRS TA	8/12/2016	270	10,145,578.54	
1199127	163000804	8/12/2016	270	8,000,000.00	
1199174	1703532	8/12/2016	270	5,281,008.09	
1199175	1703533	8/12/2016	270	1,664,148.29	
1199202	1703568	8/12/2016	270	614,914.45	
1199201	1703567	8/12/2016	270	605,461.53	
1199495	162700811	8/12/2016	270	505,115.00	

Run Date: 12/30/2016
 Run Time: 3:29:09PM

Demand Account Activity

Page: 58
 User: 0

Start Date: 7/1/2016 End Date: 12/30/2016

Jnl. Entry	Ref #	Trx. Date	Ledger	Debit Amount	Credit Amount
1199131	162700802	8/12/2016	270	490,000.00	
1199183	1703538	8/12/2016	270	443,710.71	
1199078	1703471	8/12/2016	270	184,868.05	
1199079	1703472	8/12/2016	270	180,517.06	
1199564	1703604	8/12/2016	270	179,879.00	
1199556	1703625	8/12/2016	270	133,849.39	
1199567	1703605	8/12/2016	270	126,309.00	
1199082	1703475	8/12/2016	270	94,739.23	
1199092	1703485	8/12/2016	270	92,766.00	
1199134	162700805	8/12/2016	270	90,911.61	
1199185	1703539	8/12/2016	270	83,316.81	
1199560	1703627	8/12/2016	270	65,988.05	
1199599	1703622	8/12/2016	270	64,179.80	
1199555	1703601	8/12/2016	270	54,606.81	
1199178	1703535	8/12/2016	270	52,115.94	
1199574	1703632	8/12/2016	270	40,410.00	
1199557	1703602	8/12/2016	270	33,285.20	
1199091	1703484	8/12/2016	270	25,262.06	
1199186	1703540	8/12/2016	270	23,722.48	
1199083	1703476	8/12/2016	270	17,633.75	
1199112	1703503	8/12/2016	270	15,209.25	
1199087	1703480	8/12/2016	270	14,320.72	
1199180	1703536	8/12/2016	270	13,667.40	
1199600	1703623	8/12/2016	270	13,012.95	
1199436	1703572	8/12/2016	270	12,346.71	
1199558	1703626	8/12/2016	270	11,708.19	
1199135	163990801	8/12/2016	270	10,801.43	
1199088	1703481	8/12/2016	270	10,001.62	
1199565	1703629	8/12/2016	270	9,732.07	
1199089	1703482	8/12/2016	270	9,521.06	
1199181	1703537	8/12/2016	270	7,926.48	
1199090	1703483	8/12/2016	270	7,372.14	
1199203	1703569	8/12/2016	270	6,170.80	
1199566	1703630	8/12/2016	270	6,087.13	
1199119	1703510	8/12/2016	270	5,668.50	
1199597	1703621	8/12/2016	270	5,243.50	
1199595	1703620	8/12/2016	270	4,112.04	
1199563	1703628	8/12/2016	270	3,849.79	
1199110	1703501	8/12/2016	270	3,280.00	
1199576	1703633	8/12/2016	270	3,138.84	
1199583	1703609	8/12/2016	270	3,043.53	
1199176	1703534	8/12/2016	270	3,001.84	
1199568	1703631	8/12/2016	270	2,915.00	
1199080	1703473	8/12/2016	270	2,780.00	
1199205	1703571	8/12/2016	270	2,456.71	
1199592	1703624	8/12/2016	270	2,295.78	
1199086	1703479	8/12/2016	270	2,292.04	
1199153	162700808 AIRS TA	8/12/2016	270	2,210.93	
1199511	1703599	8/12/2016	270	2,000.00	
1199121	1703512	8/12/2016	270	1,410.00	
1199113	1703504	8/12/2016	270	1,230.00	
1199561	1703603	8/12/2016	270	1,068.67	
1199118	1703509	8/12/2016	270	923.50	
1199108	1703499	8/12/2016	270	828.25	
1199111	1703502	8/12/2016	270	620.00	
1199594	1703619	8/12/2016	270	570.00	

Run Date: 12/30/2016
 Run Time: 3:29:09PM

Demand Account Activity

Page: 59
 User: 0

Start Date: 7/1/2016 End Date: 12/30/2016

Jnl. Entry	Ref #	Trx. Date	Ledger	Debit Amount	Credit Amount
1199120	1703511	8/12/2016	270	460.00	
1199085	1703478	8/12/2016	270	378.93	
1199204	1703570	8/12/2016	270	340.96	
1199577	1703616	8/12/2016	270	307.80	
1199155	162700810 AIRS DE	8/12/2016	270	285.00	
1199581	1703617	8/12/2016	270	280.00	
1199122	1703513	8/12/2016	270	270.00	
1199081	1703474	8/12/2016	270	250.00	
1199579	1703608	8/12/2016	270	240.00	
1199571	1703606	8/12/2016	270	180.00	
1199109	1703500	8/12/2016	270	150.00	
1199590	1703611	8/12/2016	270	139.75	
1199154	162700809 AIRS DE	8/12/2016	270	137.14	
1199588	1703618	8/12/2016	270	122.95	
1199156	1703600	8/12/2016	270	115.00	
1199117	1703508	8/12/2016	270	110.00	
1199575	1703607	8/12/2016	270	39.24	
1199602	1703612	8/12/2016	270	32.00	
1199114	1703505	8/12/2016	270	30.40	
1199115	1703506	8/12/2016	270	30.40	
1199116	1703507	8/12/2016	270	19.20	
1199562	1703613	8/12/2016	270	16.00	
1199441	1703573	8/12/2016	270	11.76	
1199587	1703610	8/12/2016	270	8.72	
1199105	1703496	8/12/2016	270	7.60	
1199106	1703497	8/12/2016	270	7.60	
1199570	1703614	8/12/2016	270	5.00	
1199107	1703498	8/12/2016	270	4.80	
1199572	1703615	8/12/2016	270	4.00	
1199165	DFA EFT REV 8/11/	8/12/2016	270		22,010.04
1199157	162700806	8/12/2016	270		287,348,050.23
1199129	162700801	8/12/2016	270		270,000.00
1199132	162700803	8/12/2016	270		94,739.23
1199133	162700804	8/12/2016	270		14,691,511.08
1200021	Back Out Journal Er	8/15/2016	270	46,000,000.00	
1199983	162700807 AIRS TA	8/15/2016	270	29,838,633.78	
1200006	162700816	8/15/2016	270	25,000,000.00	
1199965	163000803	8/15/2016	270	14,000,000.00	
1199963	162700815	8/15/2016	270	2,643,504.06	
1199900	1703685	8/15/2016	270	2,399,158.25	
1199901	1703686	8/15/2016	270	1,356,186.65	
1199607	1703645	8/15/2016	270	540,707.21	
1199968	162700802	8/15/2016	270	474,977.61	
1199974	1703749	8/15/2016	270	402,000.00	
1199921	1703695	8/15/2016	270	401,209.91	
1199985	162700809 AIRS DE	8/15/2016	270	219,822.35	
1199902	1703696	8/15/2016	270	196,800.74	
1199928	1703712	8/15/2016	270	183,968.00	
1199903	1703697	8/15/2016	270	138,597.75	
1199623	1703661	8/15/2016	270	115,500.00	
1199621	1703660	8/15/2016	270	78,275.00	
1199919	1703694	8/15/2016	270	58,526.34	
1199913	1703691	8/15/2016	270	48,188.68	
1199950	1703733	8/15/2016	270	47,300.20	
1200007	162700817	8/15/2016	270	46,945.95	
1199984	162700808	8/15/2016	270	22,473.91	

Run Date: 12/30/2016
 Run Time: 3:29:09PM

Demand Account Activity

Start Date: 7/1/2016 End Date: 12/30/2016

Page: 60
 User: 0

Jnl. Entry	Ref #	Trx. Date	Ledger	Debit Amount	Credit Amount
1199898	1703683	8/15/2016	270	20,107.89	
1199907	1703700	8/15/2016	270	17,956.85	
1199911	1703690	8/15/2016	270	13,438.30	
1199608	1703659	8/15/2016	270	11,314.15	
1199922	1703707	8/15/2016	270	10,077.01	
1199912	1703702	8/15/2016	270	9,725.50	
1199899	1703684	8/15/2016	270	9,444.62	
1199905	1703699	8/15/2016	270	8,425.08	
1199626	1703658	8/15/2016	270	6,840.20	
1199906	1703687	8/15/2016	270	5,924.94	
1199904	1703698	8/15/2016	270	5,211.69	
1199947	1703732	8/15/2016	270	4,447.50	
1199909	1703701	8/15/2016	270	4,399.93	
1199908	1703688	8/15/2016	270	3,699.58	
1199625	1703657	8/15/2016	270	3,430.00	
1199880	1703664	8/15/2016	270	3,303.25	
1199610	1703646	8/15/2016	270	3,262.32	
1199958	172700802	8/15/2016	270	2,850.00	
1199910	1703689	8/15/2016	270	2,141.64	
1199627	1703708	8/15/2016	270	1,770.00	
1199883	1703666	8/15/2016	270	1,320.00	
1199920	1703706	8/15/2016	270	1,160.50	
1199885	1703668	8/15/2016	270	1,158.25	
1199620	1703655	8/15/2016	270	807.79	
1199927	1703711	8/15/2016	270	674.47	
1199914	1703703	8/15/2016	270	634.75	
1199925	1703709	8/15/2016	270	560.00	
1199926	1703710	8/15/2016	270	537.66	
1199917	1703693	8/15/2016	270	439.44	
1199979	1703747	8/15/2016	270	392.85	
1199949	1703731	8/15/2016	270	350.00	
1199987	162700810 AIRS DE	8/15/2016	270	279.54	
1199882	1703665	8/15/2016	270	270.00	
1199884	1703667	8/15/2016	270	240.00	
1199916	1703692	8/15/2016	270	173.68	
1199622	1703656	8/15/2016	270	141.75	
1199918	1703705	8/15/2016	270	134.95	
1199915	1703704	8/15/2016	270	115.00	
1199886	1703669	8/15/2016	270	85.00	
1199887	1703670	8/15/2016	270	22.80	
1199888	1703671	8/15/2016	270	22.80	
1199890	1703672	8/15/2016	270	14.40	
1199617	DFA EFT REV 8/15/	8/15/2016	270		17,445.64
1200002	172700801	8/15/2016	270		2,850.00
1199967	162700801	8/15/2016	270		1,317,000.00
1199969	162700803	8/15/2016	270		32,021,617.42
1200015	162600801	8/15/2016	270		46,000,000.00
1200019	Back Out Journal Er	8/15/2016	270		2,643,504.06
1200020	Correct Journal Entr	8/15/2016	270		2,643,504.06
1200022	Correct Journal Entr	8/15/2016	270		40,000,000.00
1200366	162700807 AIRS TA	8/16/2016	270	135,476,880.70	
1200398	1703823	8/16/2016	270	21,507,624.00	
1200316	163000803	8/16/2016	270	8,000,000.00	
1200396	1703821	8/16/2016	270	3,842,233.00	
1200389	1703816	8/16/2016	270	1,278,850.93	
1200383	1703810	8/16/2016	270	1,079,369.91	

Run Date: 12/30/2016
Run Time: 3:29:09PM

Demand Account Activity

Start Date: 7/1/2016 End Date: 12/30/2016

Page: 61
User: 0

Jnl. Entry	Ref #	Trx. Date	Ledger	Debit Amount	Credit Amount
1200382	1703809	8/16/2016	270	868,750.97	
1200433	1703850	8/16/2016	270	650,000.00	
1200458	1703858	8/16/2016	270	466,955.18	
1200441	1703862	8/16/2016	270	331,093.39	
1200386	1703813	8/16/2016	270	300,868.23	
1200381	1703808	8/16/2016	270	291,291.97	
1200385	1703812	8/16/2016	270	212,215.00	
1200442	1703863	8/16/2016	270	206,317.49	
1200346	1703774	8/16/2016	270	188,338.15	
1200447	1703864	8/16/2016	270	120,902.11	
1200440	1703852	8/16/2016	270	83,523.00	
1200322	162700803	8/16/2016	270	69,861.68	
1200313	1703775	8/16/2016	270	67,423.37	
1200345	1703782	8/16/2016	270	62,000.40	
1200399	1703824	8/16/2016	270	61,865.00	
1200439	1703861	8/16/2016	270	52,220.19	
1200388	1703815	8/16/2016	270	29,911.60	
1200454	1703857	8/16/2016	270	29,074.84	
1200373	1703866	8/16/2016	270	28,409.40	
1200397	1703822	8/16/2016	270	25,690.00	
1200384	1703811	8/16/2016	270	15,588.84	
1200367	162700808 AIRS TA	8/16/2016	270	14,470.31	
1200394	1703820	8/16/2016	270	13,654.40	
1200320	162700802	8/16/2016	270	13,404.99	
1200357	1703787	8/16/2016	270	12,030.00	
1200417	1703860	8/16/2016	270	11,415.33	
1200338	1703780	8/16/2016	270	9,830.00	
1200438	1703851	8/16/2016	270	8,878.38	
1200334	1703778	8/16/2016	270	8,525.99	
1200350	1703784	8/16/2016	270	7,575.00	
1200448	1703865	8/16/2016	270	6,733.98	
1200450	1703872	8/16/2016	270	5,640.00	
1200332	1703777	8/16/2016	270	5,626.88	
1200400	1703825	8/16/2016	270	4,919.75	
1200390	1703817	8/16/2016	270	3,681.70	
1200340	1703771	8/16/2016	270	3,608.40	
1200330	1703776	8/16/2016	270	3,260.60	
1200460	1703859	8/16/2016	270	2,546.34	
1200358	1703788	8/16/2016	270	2,529.25	
1200446	1703867	8/16/2016	270	2,310.00	
1200359	1703789	8/16/2016	270	1,677.41	
1200343	1703781	8/16/2016	270	1,661.00	
1200444	1703853	8/16/2016	270	1,515.00	
1200402	1703827	8/16/2016	270	1,510.00	
1200452	1703856	8/16/2016	270	1,416.75	
1200404	1703829	8/16/2016	270	1,412.00	
1200352	1703785	8/16/2016	270	1,359.00	
1200449	1703855	8/16/2016	270	1,168.20	
1200355	1703786	8/16/2016	270	1,015.00	
1200344	1703773	8/16/2016	270	800.00	
1200445	1703854	8/16/2016	270	748.88	
1200342	1703772	8/16/2016	270	729.94	
1200348	1703783	8/16/2016	270	680.00	
1200392	1703818	8/16/2016	270	670.00	
1200451	1703868	8/16/2016	270	655.00	
1200457	1703870	8/16/2016	270	601.02	

Run Date: 12/30/2016
 Run Time: 3:29:09PM

Demand Account Activity

Start Date: 7/1/2016 End Date: 12/30/2016

Page: 62
 User: 0

Jnl. Entry	Ref #	Trx. Date	Ledger	Debit Amount	Credit Amount
1200401	1703826	8/16/2016	270	410.00	
1200368	162700809 AIRS DC	8/16/2016	270	387.04	
1200387	1703814	8/16/2016	270	367.50	
1200455	1703869	8/16/2016	270	328.50	
1200336	1703779	8/16/2016	270	325.00	
1200453	1703873	8/16/2016	270	300.00	
1200403	1703828	8/16/2016	270	290.00	
1200370	1703830	8/16/2016	270	95.00	
1200459	1703871	8/16/2016	270	34.88	
1200393	1703819	8/16/2016	270	20.00	
1200406	1703831	8/16/2016	270	7.60	
1200407	1703832	8/16/2016	270	7.60	
1200408	1703833	8/16/2016	270	4.80	
1200027	DFA EFT REV 8/16/	8/16/2016	270		32,965.47
1200318	162700801	8/16/2016	270		957,000.00
1200424	162700804	8/16/2016	270		12,403,955.49
1200425	162700805	8/16/2016	270		29,326.39
1200426	162700806	8/16/2016	270		24,970,673.61
1200427	162700810	8/16/2016	270		112,346,156.33
1200437	162600801	8/16/2016	270		25,000,000.00
1200925	162700807 AIRS TA	8/17/2016	270	42,108,797.64	
1200906	163000804	8/17/2016	270	14,000,000.00	
1200899	1703908	8/17/2016	270	7,100,461.26	
1200991	1703962	8/17/2016	270	4,841,342.19	
1200965	1703950	8/17/2016	270	3,772,095.94	
1200994	162600801	8/17/2016	270	2,000,000.00	
1200909	162700803	8/17/2016	270	1,172,323.52	
1200964	1703949	8/17/2016	270	1,162,957.69	
1201015	1703995	8/17/2016	270	779,115.76	
1200471	1703883	8/17/2016	270	300,000.00	
1200891	1703900	8/17/2016	270	249,901.71	
1200893	1703902	8/17/2016	270	190,417.52	
1201002	1703984	8/17/2016	270	165,000.00	
1200937	1703923	8/17/2016	270	51,251.31	
1200892	1703901	8/17/2016	270	27,465.90	
1200897	1703906	8/17/2016	270	23,008.88	
1200896	1703905	8/17/2016	270	20,876.59	
1200895	1703904	8/17/2016	270	19,306.55	
1200966	1703951	8/17/2016	270	16,749.19	
1200927	162700808 AIRS TA	8/17/2016	270	16,571.47	
1200969	1703954	8/17/2016	270	9,568.29	
1201013	1703993	8/17/2016	270	8,019.00	
1201006	1703988	8/17/2016	270	7,937.49	
1200968	1703953	8/17/2016	270	5,910.13	
1201016	1703996	8/17/2016	270	5,116.93	
1200938	1703924	8/17/2016	270	4,428.00	
1201005	1703987	8/17/2016	270	4,324.11	
1200918	1703914	8/17/2016	270	3,922.25	
1201004	1703986	8/17/2016	270	3,596.00	
1200970	1703955	8/17/2016	270	3,495.50	
1201007	1703989	8/17/2016	270	2,600.00	
1200989	1703960	8/17/2016	270	2,220.00	
1200971	1703956	8/17/2016	270	1,487.53	
1201017	1703997	8/17/2016	270	1,383.00	
1200928	1703916	8/17/2016	270	1,015.00	
1200473	1703885	8/17/2016	270	915.00	

Run Date: 12/30/2016
 Run Time: 3:29:09PM

Demand Account Activity

Start Date: 7/1/2016 End Date: 12/30/2016

Page: 63
 User: 0

Jnl. Entry	Ref #	Trx. Date	Ledger	Debit Amount	Credit Amount
1201008	1703990	8/17/2016	270	898.00	
1200990	1703961	8/17/2016	270	750.00	
1200472	1703884	8/17/2016	270	700.00	
1200929	162700810 AIRS DE	8/17/2016	270	617.81	
1200470	1703882	8/17/2016	270	597.35	
1200468	1703880	8/17/2016	270	550.00	
1200474	1703886	8/17/2016	270	550.00	
1200898	1703907	8/17/2016	270	478.18	
1200894	1703903	8/17/2016	270	460.38	
1200469	1703881	8/17/2016	270	400.00	
1200926	1703915	8/17/2016	270	310.00	
1201003	1703985	8/17/2016	270	293.87	
1200931	1703917	8/17/2016	270	200.00	
1200932	1703918	8/17/2016	270	185.00	
1200889	1703898	8/17/2016	270	180.00	
1200988	1703959	8/17/2016	270	159.75	
1201010	1703991	8/17/2016	270	90.00	
1201012	1703992	8/17/2016	270	73.53	
1200890	1703899	8/17/2016	270	51.00	
1200934	1703920	8/17/2016	270	30.40	
1200935	1703921	8/17/2016	270	30.40	
1201014	1703994	8/17/2016	270	26.16	
1200936	1703922	8/17/2016	270	19.20	
1200967	1703952	8/17/2016	270	10.65	
1200933	1703919	8/17/2016	270	10.00	
1200986	1703957	8/17/2016	270	7.68	
1200987	1703958	8/17/2016	270	1.12	
1200486	DFA EFT REV 8/17/	8/17/2016	270		18,805.28
1200907	162700801	8/17/2016	270		7,100,461.26
1200908	162700802	8/17/2016	270		45,048,584.58
1200930	162700806	8/17/2016	270		26,122,580.11
1202170	1704085	8/18/2016	270	53,001,691.46	
1201070	162700807 AIRS TA	8/18/2016	270	14,332,881.02	
1201059	163000803	8/18/2016	270	6,000,000.00	
1202113	1704031	8/18/2016	270	807,355.50	
1202169	1704084	8/18/2016	270	783,559.11	
1202104	1704028	8/18/2016	270	367,506.65	
1202148	1704063	8/18/2016	270	219,467.78	
1202100	1704026	8/18/2016	270	212,303.91	
1202102	1704027	8/18/2016	270	163,726.65	
1202146	1704061	8/18/2016	270	117,821.18	
1202175	1704090	8/18/2016	270	113,780.56	
1202106	1704029	8/18/2016	270	81,775.75	
1202129	1704046	8/18/2016	270	81,680.40	
1202112	1704025	8/18/2016	270	73,448.64	
1202196	1704103	8/18/2016	270	73,295.91	
1202147	1704062	8/18/2016	270	72,725.92	
1202181	162700810	8/18/2016	270	69,044.21	
1202017	162700808 AIRS TA	8/18/2016	270	43,792.07	
1202197	1704104	8/18/2016	270	41,854.48	
1202098	162700802	8/18/2016	270	26,486.19	
1202156	1704067	8/18/2016	270	26,013.16	
1202173	1704088	8/18/2016	270	25,817.73	
1202171	1704086	8/18/2016	270	25,648.64	
1202198	1704105	8/18/2016	270	22,000.00	
1202143	1704060	8/18/2016	270	16,292.58	

Run Date: 12/30/2016
 Run Time: 3:29:09PM

Demand Account Activity

Start Date: 7/1/2016 End Date: 12/30/2016

Page: 64
 User: 0

Jnl. Entry	Ref #	Trx. Date	Ledger	Debit Amount	Credit Amount
1202158	1704080	8/18/2016	270	12,955.87	
1202189	1704098	8/18/2016	270	12,483.50	
1202116	1704032	8/18/2016	270	10,547.29	
1202154	1704066	8/18/2016	270	10,534.05	
1202131	1704047	8/18/2016	270	9,875.48	
1202172	1704087	8/18/2016	270	6,188.50	
1202103	1704021	8/18/2016	270	5,423.00	
1202150	1704064	8/18/2016	270	4,946.25	
1202160	1704081	8/18/2016	270	4,828.30	
1202121	1704065	8/18/2016	270	4,020.00	
1202159	1704068	8/18/2016	270	3,533.24	
1202162	1704082	8/18/2016	270	2,920.00	
1202163	1704070	8/18/2016	270	2,411.58	
1202161	1704069	8/18/2016	270	2,128.50	
1202165	1704083	8/18/2016	270	1,457.50	
1202107	1704023	8/18/2016	270	640.00	
1202164	1704071	8/18/2016	270	603.00	
1202174	1704089	8/18/2016	270	500.66	
1202105	1704022	8/18/2016	270	500.00	
1202152	1704076	8/18/2016	270	423.83	
1202190	1704099	8/18/2016	270	350.00	
1202110	1704030	8/18/2016	270	264.47	
1202117	1704075	8/18/2016	270	255.50	
1202018	162700810 AIRS DE	8/18/2016	270	231.58	
1202168	1704074	8/18/2016	270	151.00	
1202167	1704073	8/18/2016	270	120.00	
1202109	1704024	8/18/2016	270	110.50	
1202166	1704072	8/18/2016	270	100.00	
1202101	1704020	8/18/2016	270	97.00	
1202191	1704100	8/18/2016	270	95.91	
1202099	1704019	8/18/2016	270	48.50	
1202153	1704077	8/18/2016	270	45.00	
1202155	1704078	8/18/2016	270	35.00	
1202157	1704079	8/18/2016	270	30.00	
1201053	dfa eft rev 8/18/16	8/18/2016	270		28,239.01
1201061	162700801	8/18/2016	270		3,844,161.00
1202114	162700801	8/18/2016	270		52,884,838.62
1202130	162700804	8/18/2016	270		10,464,533.99
1202207	162600801	8/18/2016	270		10,000,000.00
1202651	162700816	8/19/2016	270	150,741,000.00	
1202538	162700807 AIRS TA	8/19/2016	270	15,540,817.30	
1202508	162700804	8/19/2016	270	12,000,000.00	
1202543	1704184	8/19/2016	270	3,369,460.55	
1202545	1704156	8/19/2016	270	708,443.02	
1202505	162700801	8/19/2016	270	490,000.00	
1202510	162700806	8/19/2016	270	404,300.99	
1202550	1704171	8/19/2016	270	300,000.00	
1202577	1704160	8/19/2016	270	270,818.13	
1202558	1704176	8/19/2016	270	187,044.64	
1202580	1704161	8/19/2016	270	131,355.36	
1202660	1704258	8/19/2016	270	109,971.39	
1202556	1704175	8/19/2016	270	91,882.58	
1202578	1704155	8/19/2016	270	88,989.62	
1202560	1704189	8/19/2016	270	84,834.45	
1202648	1704252	8/19/2016	270	76,931.35	
1202563	1704190	8/19/2016	270	70,433.41	

Run Date: 12/30/2016
 Run Time: 3:29:09PM

Demand Account Activity

Page: 65
 User: 0

Start Date: 7/1/2016 End Date: 12/30/2016

Jnl. Entry	Ref #	Trx. Date	Ledger	Debit Amount	Credit Amount
1202661	1704259	8/19/2016	270	61,722.04	
1202662	1704260	8/19/2016	270	61,653.01	
1202566	1704191	8/19/2016	270	59,234.44	
1202571	1704192	8/19/2016	270	54,805.98	
1202552	1704186	8/19/2016	270	36,700.40	
1202616	1704229	8/19/2016	270	30,000.00	
1202575	1704154	8/19/2016	270	26,152.89	
1202509	162700805	8/19/2016	270	22,803.23	
1202583	1704162	8/19/2016	270	19,850.62	
1202561	1704178	8/19/2016	270	19,773.79	
1202625	1704241	8/19/2016	270	19,092.25	
1202539	162700808 AIRS TA	8/19/2016	270	17,701.36	
1202551	1704172	8/19/2016	270	17,144.47	
1202559	1704177	8/19/2016	270	12,090.16	
1202562	1704179	8/19/2016	270	9,787.13	
1202557	1704188	8/19/2016	270	8,248.60	
1202573	1704193	8/19/2016	270	7,877.46	
1202658	1704257	8/19/2016	270	7,193.86	
1202663	1704269	8/19/2016	270	6,144.13	
1202612	1704232	8/19/2016	270	6,057.75	
1202568	1704157	8/19/2016	270	5,592.45	
1202554	1704187	8/19/2016	270	5,215.36	
1202555	1704174	8/19/2016	270	4,268.07	
1202646	1704251	8/19/2016	270	3,784.65	
1202553	1704173	8/19/2016	270	3,439.04	
1202549	1704185	8/19/2016	270	3,418.11	
1202659	1704268	8/19/2016	270	3,324.54	
1202617	1704230	8/19/2016	270	3,086.88	
1202565	1704181	8/19/2016	270	3,080.60	
1202664	1704261	8/19/2016	270	2,810.83	
1202637	1704245	8/19/2016	270	2,775.00	
1202645	1704250	8/19/2016	270	2,492.62	
1202574	1704159	8/19/2016	270	2,456.71	
1202665	1704270	8/19/2016	270	2,205.00	
1202592	1704166	8/19/2016	270	2,100.00	
1202666	1704262	8/19/2016	270	2,067.17	
1202631	1704243	8/19/2016	270	1,855.25	
1202620	1704234	8/19/2016	270	1,595.00	
1202630	1704242	8/19/2016	270	1,510.00	
1202564	1704180	8/19/2016	270	1,365.87	
1202576	1704194	8/19/2016	270	1,042.00	
1202623	1704236	8/19/2016	270	959.20	
1202670	1704271	8/19/2016	270	874.30	
1202590	1704165	8/19/2016	270	650.00	
1202640	1704246	8/19/2016	270	510.00	
1202619	1704233	8/19/2016	270	490.00	
1202618	1704231	8/19/2016	270	352.50	
1202586	1704163	8/19/2016	270	350.00	
1202622	1704235	8/19/2016	270	310.00	
1202656	1704256	8/19/2016	270	283.50	
1202667	1704263	8/19/2016	270	280.47	
1202649	1704255	8/19/2016	270	237.50	
1202598	1704169	8/19/2016	270	230.00	
1202668	1704264	8/19/2016	270	200.00	
1202540	162700810 AIRS D€	8/19/2016	270	177.71	
1202635	1704244	8/19/2016	270	140.00	

Run Date: 12/30/2016
 Run Time: 3:29:09PM

Demand Account Activity

Start Date: 7/1/2016 End Date: 12/30/2016

Page: 66
 User: 0

Jnl. Entry	Ref #	Trx. Date	Ledger	Debit Amount	Credit Amount
1202596	1704168	8/19/2016	270	105.00	
1202624	1704237	8/19/2016	270	100.00	
1202572	1704158	8/19/2016	270	93.30	
1202594	1704167	8/19/2016	270	87.30	
1202626	1704238	8/19/2016	270	60.80	
1202628	1704239	8/19/2016	270	60.80	
1202588	1704164	8/19/2016	270	50.00	
1202567	1704182	8/19/2016	270	47.96	
1202604	1704240	8/19/2016	270	38.40	
1202654	1704265	8/19/2016	270	24.00	
1202641	1704247	8/19/2016	270	22.80	
1202642	1704248	8/19/2016	270	22.80	
1202655	1704266	8/19/2016	270	16.00	
1202644	1704249	8/19/2016	270	14.40	
1202657	1704267	8/19/2016	270	12.00	
1202527	1704170	8/19/2016	270	4.25	
1202569	1704183	8/19/2016	270	1.00	
1202546	DFA EFT REV 8/19/	8/19/2016	270		32,338.98
1202544	162700815	8/19/2016	270		147,947,337.31
1202506	162700802	8/19/2016	270		2,802,000.00
1202507	162700803	8/19/2016	270		3,369,460.55
1202653	162700820	8/19/2016	270		31,000,000.00
1202702	162700807 AIRS TA	8/22/2016	270	36,845,790.31	
1203043	162700805	8/22/2016	270	17,431,100.03	
1202689	163000803	8/22/2016	270	14,000,000.00	
1203023	1704320	8/22/2016	270	2,020,641.40	
1203033	1704328	8/22/2016	270	200,878.67	
1203040	1704335	8/22/2016	270	141,685.19	
1202690	162700801	8/22/2016	270	72,679.39	
1203056	Correct Journal Entr	8/22/2016	270	65,473.10	
1202981	1704297	8/22/2016	270	59,764.15	
1203026	1704321	8/22/2016	270	59,589.20	
1203039	1704334	8/22/2016	270	55,979.13	
1202983	1704294	8/22/2016	270	47,261.90	
1203032	1704327	8/22/2016	270	41,175.72	
1202978	1704292	8/22/2016	270	33,450.00	
1203030	1704325	8/22/2016	270	27,578.85	
1202703	162700808 AIRS TA	8/22/2016	270	26,473.10	
1202989	1704289	8/22/2016	270	21,034.79	
1203044	162700806	8/22/2016	270	18,825.00	
1202985	1704288	8/22/2016	270	14,363.02	
1202982	1704286	8/22/2016	270	13,760.00	
1203029	1704324	8/22/2016	270	12,898.58	
1203065	1704354	8/22/2016	270	11,741.15	
1202987	1704295	8/22/2016	270	10,090.00	
1203061	1704350	8/22/2016	270	8,681.75	
1202986	1704298	8/22/2016	270	8,298.83	
1203022	1704319	8/22/2016	270	7,559.29	
1202980	1704293	8/22/2016	270	7,187.16	
1202999	1704304	8/22/2016	270	5,149.50	
1203057	1704347	8/22/2016	270	4,681.08	
1203066	1704355	8/22/2016	270	4,333.67	
1203059	1704349	8/22/2016	270	4,272.26	
1202992	1704290	8/22/2016	270	3,954.66	
1202694	1704291	8/22/2016	270	3,561.48	
1203058	1704348	8/22/2016	270	2,425.46	

Run Date: 12/30/2016
 Run Time: 3:29:09PM

Demand Account Activity

Start Date: 7/1/2016 End Date: 12/30/2016

Page: 67
 User: 0

Jnl. Entry	Ref #	Trx. Date	Ledger	Debit Amount	Credit Amount
1203035	1704330	8/22/2016	270	2,156.83	
1203027	1704322	8/22/2016	270	2,141.64	
1203038	1704333	8/22/2016	270	2,135.00	
1203031	1704326	8/22/2016	270	1,969.50	
1203028	1704323	8/22/2016	270	1,642.67	
1203062	1704351	8/22/2016	270	1,638.73	
1202677	1704296	8/22/2016	270	1,585.50	
1203063	1704352	8/22/2016	270	1,269.00	
1202988	1704299	8/22/2016	270	1,025.00	
1203003	1704308	8/22/2016	270	940.75	
1203001	1704306	8/22/2016	270	895.00	
1203037	1704332	8/22/2016	270	630.00	
1203034	1704329	8/22/2016	270	571.38	
1202979	1704285	8/22/2016	270	477.75	
1203000	1704305	8/22/2016	270	420.00	
1203002	1704307	8/22/2016	270	170.00	
1203006	1704309	8/22/2016	270	150.00	
1203064	1704353	8/22/2016	270	131.95	
1203036	1704331	8/22/2016	270	65.00	
1202984	1704287	8/22/2016	270	21.25	
1203007	1704310	8/22/2016	270	7.60	
1203008	1704311	8/22/2016	270	7.60	
1203009	1704312	8/22/2016	270	4.80	
1203011	DFA EFT REV 8-22-	8/22/2016	270		41,496.87
1202691	162700802	8/22/2016	270		3,706,000.00
1203014	162700803	8/22/2016	270		18,456,353.66
1203042	162700804	8/22/2016	270		18,825.00
1203055	Back Out Journal Er	8/22/2016	270		26,473.10
1203081	162600801	8/22/2016	270		49,000,000.00
1203502	162700816	8/23/2016	270	105,861,000.00	
1203387	162700807 AIRS TA	8/23/2016	270	89,535,250.64	
1203362	163000803	8/23/2016	270	6,000,000.00	
1203450	1704432	8/23/2016	270	1,104,551.15	
1203412	1704397	8/23/2016	270	577,954.12	
1203083	1704367	8/23/2016	270	300,000.00	
1203497	1704470	8/23/2016	270	293,845.38	
1203364	162700801	8/23/2016	270	212,780.64	
1203379	1704377	8/23/2016	270	150,235.56	
1203452	1704434	8/23/2016	270	97,573.63	
1203448	1704430	8/23/2016	270	75,000.00	
1203455	1704437	8/23/2016	270	59,257.92	
1203457	1704439	8/23/2016	270	52,257.12	
1203500	1704474	8/23/2016	270	44,000.00	
1203378	1704376	8/23/2016	270	43,533.83	
1203454	1704436	8/23/2016	270	38,837.41	
1203475	1704457	8/23/2016	270	26,603.54	
1203465	1704447	8/23/2016	270	24,738.76	
1203453	1704435	8/23/2016	270	24,513.10	
1203084	1704368	8/23/2016	270	19,808.61	
1203499	1704472	8/23/2016	270	19,108.22	
1203422	1704407	8/23/2016	270	18,913.05	
1203484	162700805	8/23/2016	270	17,815.19	
1203409	1704394	8/23/2016	270	13,415.00	
1203395	162700803	8/23/2016	270	13,300.00	
1203376	1704375	8/23/2016	270	9,339.75	
1203456	1704438	8/23/2016	270	8,019.00	

Run Date: 12/30/2016
 Run Time: 3:29:09PM

Demand Account Activity

Start Date: 7/1/2016 End Date: 12/30/2016

Page: 68
 User: 0

Jnl. Entry	Ref #	Trx. Date	Ledger	Debit Amount	Credit Amount
1203459	1704441	8/23/2016	270	5,180.71	
1203467	1704449	8/23/2016	270	3,885.00	
1203384	1704380	8/23/2016	270	3,857.05	
1203413	1704398	8/23/2016	270	3,542.50	
1203498	1704471	8/23/2016	270	3,013.50	
1203458	1704440	8/23/2016	270	2,380.00	
1203382	1704379	8/23/2016	270	2,371.07	
1203388	162700808 AIRS TA	8/23/2016	270	2,222.25	
1203381	1704378	8/23/2016	270	1,844.00	
1203466	1704448	8/23/2016	270	1,517.50	
1203403	1704442	8/23/2016	270	1,464.78	
1203417	1704402	8/23/2016	270	1,460.00	
1203410	1704395	8/23/2016	270	780.00	
1203085	1704369	8/23/2016	270	769.36	
1203415	1704400	8/23/2016	270	629.25	
1203375	1704374	8/23/2016	270	556.50	
1203078	1704366	8/23/2016	270	450.00	
1203414	1704399	8/23/2016	270	300.00	
1203418	1704403	8/23/2016	270	280.00	
1203385	1704381	8/23/2016	270	150.00	
1203461	1704443	8/23/2016	270	146.00	
1203416	1704401	8/23/2016	270	140.00	
1203451	1704433	8/23/2016	270	125.19	
1203464	1704446	8/23/2016	270	90.97	
1203427	1704411	8/23/2016	270	70.00	
1203411	1704396	8/23/2016	270	60.00	
1203468	1704450	8/23/2016	270	46.00	
1203449	1704431	8/23/2016	270	21.70	
1203463	1704445	8/23/2016	270	16.00	
1203462	1704444	8/23/2016	270	8.00	
1203419	1704404	8/23/2016	270	7.60	
1203420	1704405	8/23/2016	270	7.60	
1203421	1704406	8/23/2016	270	4.80	
1203460	EFT REV 08-23-16 {	8/23/2016	270		22,321.28
1203393	162700802	8/23/2016	270		95,193,324.89
1203483	162700804	8/23/2016	270		14,376,633.22
1203482	162600801	8/23/2016	270		90,000,000.00
1203494	162700815	8/23/2016	270		4,543,000.00
1203994	162700806	8/24/2016	270	102,000,000.00	
1203894	162700807 AIRS TA	8/24/2016	270	56,224,151.35	
1203906	1704492	8/24/2016	270	9,520,072.64	
1203775	163000804	8/24/2016	270	8,000,000.00	
1203907	1704493	8/24/2016	270	6,370,667.00	
1204002	162300801	8/24/2016	270	1,000,000.00	
1203944	1704555	8/24/2016	270	985,239.00	
1203922	1704508	8/24/2016	270	862,386.84	
1203974	1704554	8/24/2016	270	772,637.13	
1203897	162700803	8/24/2016	270	674,920.77	
1203973	1704553	8/24/2016	270	498,333.83	
1203908	1704494	8/24/2016	270	483,739.50	
1204009	1704576	8/24/2016	270	362,666.41	
1203975	1704556	8/24/2016	270	341,376.32	
1203911	1704497	8/24/2016	270	275,005.30	
1203977	1704558	8/24/2016	270	137,232.01	
1203951	1704533	8/24/2016	270	126,785.40	
1203910	1704496	8/24/2016	270	116,045.00	

Run Date: 12/30/2016
Run Time: 3:29:09PM

Demand Account Activity

Start Date: 7/1/2016 End Date: 12/30/2016

Page: 69
User: 0

Jnl. Entry	Ref #	Trx. Date	Ledger	Debit Amount	Credit Amount
1203914	1704500	8/24/2016	270	102,828.37	
1203949	1704531	8/24/2016	270	81,520.00	
1203955	1704537	8/24/2016	270	67,120.20	
1203956	1704538	8/24/2016	270	55,889.40	
1203976	1704557	8/24/2016	270	54,585.37	
1203954	1704536	8/24/2016	270	36,330.00	
1203506	1704478	8/24/2016	270	29,704.56	
1203913	1704499	8/24/2016	270	29,297.29	
1203917	1704503	8/24/2016	270	21,618.55	
1203915	1704501	8/24/2016	270	20,721.63	
1203950	1704532	8/24/2016	270	18,728.03	
1203957	1704539	8/24/2016	270	16,738.18	
1204010	1704577	8/24/2016	270	15,768.67	
1203895	162700808 AIRS TA	8/24/2016	270	14,501.29	
1203896	162700809 AIRS DE	8/24/2016	270	14,235.00	
1203963	1704544	8/24/2016	270	10,794.00	
1203916	1704502	8/24/2016	270	9,426.47	
1203962	1704543	8/24/2016	270	9,250.83	
1203960	1704541	8/24/2016	270	9,004.50	
1203961	1704542	8/24/2016	270	7,316.18	
1203952	1704534	8/24/2016	270	7,051.80	
1203970	1704550	8/24/2016	270	7,013.60	
1203981	1704560	8/24/2016	270	6,866.00	
1203920	1704506	8/24/2016	270	5,741.95	
1203958	1704540	8/24/2016	270	5,661.62	
1203919	1704505	8/24/2016	270	4,885.56	
1203912	1704498	8/24/2016	270	3,896.60	
1203966	1704546	8/24/2016	270	3,393.50	
1204013	1704580	8/24/2016	270	3,300.50	
1203918	1704504	8/24/2016	270	2,841.30	
1204012	1704579	8/24/2016	270	2,837.18	
1203971	1704551	8/24/2016	270	2,635.00	
1203953	1704535	8/24/2016	270	2,330.47	
1203964	1704545	8/24/2016	270	1,574.00	
1204014	1704581	8/24/2016	270	1,174.25	
1203985	1704562	8/24/2016	270	1,065.00	
1203504	1704477	8/24/2016	270	997.80	
1203972	1704552	8/24/2016	270	650.00	
1203984	1704561	8/24/2016	270	560.00	
1203909	1704495	8/24/2016	270	550.00	
1203989	1704564	8/24/2016	270	426.45	
1204003	1704575	8/24/2016	270	306.60	
1203924	1704510	8/24/2016	270	300.00	
1203967	1704547	8/24/2016	270	254.00	
1203988	1704563	8/24/2016	270	210.00	
1203921	1704507	8/24/2016	270	160.32	
1203948	1704530	8/24/2016	270	157.50	
1203979	1704559	8/24/2016	270	140.66	
1203969	1704549	8/24/2016	270	140.00	
1203991	1704565	8/24/2016	270	115.00	
1203923	1704509	8/24/2016	270	75.00	
1203507	1704479	8/24/2016	270	50.00	
1203968	1704548	8/24/2016	270	32.00	
1203993	1704566	8/24/2016	270	30.40	
1203995	1704567	8/24/2016	270	30.40	
1203996	1704568	8/24/2016	270	19.20	

Run Date: 12/30/2016
 Run Time: 3:29:09PM

Demand Account Activity

Start Date: 7/1/2016 End Date: 12/30/2016

Page: 70
 User: 0

Jnl. Entry	Ref #	Trx. Date	Ledger	Debit Amount	Credit Amount
1204011	1704578	8/24/2016	270	12.65	
1203888	DFA EFT REV 8/24/	8/24/2016	270		110,605.43
1203945	DSMV CENTRAL 13	8/24/2016	270		139.05
1203777	162700801	8/24/2016	270		862,386.84
1203778	162700802	8/24/2016	270		13,334,000.00
1203901	162700805	8/24/2016	270		163,306,437.12
1203959	162700804	8/24/2016	270		11,780,546.12
1204401	1704665	8/25/2016	270	60,997,090.94	
1204438	162700805	8/25/2016	270	51,000,000.00	
1204313	162700807 AIRS TA	8/25/2016	270	35,132,194.21	
1204466	162700806	8/25/2016	270	24,940,937.50	
1204303	163000803	8/25/2016	270	20,000,000.00	
1204434	1704696	8/25/2016	270	1,352,631.17	
1204422	172701602	8/25/2016	270	1,026,444.44	
1204400	1704664	8/25/2016	270	855,354.71	
1204457	1704704	8/25/2016	270	629,000.00	
1204351	1704614	8/25/2016	270	507,760.00	
1204337	1704600	8/25/2016	270	365,000.00	
1204343	1704606	8/25/2016	270	268,761.00	
1204404	1704668	8/25/2016	270	217,322.00	
1204458	1704707	8/25/2016	270	214,087.32	
1204440	162700803	8/25/2016	270	196,806.01	
1204435	1704697	8/25/2016	270	163,401.13	
1204402	1704666	8/25/2016	270	147,604.56	
1204350	1704613	8/25/2016	270	130,525.00	
1204403	1704667	8/25/2016	270	110,805.96	
1204454	1704703	8/25/2016	270	104,853.09	
1204409	1704673	8/25/2016	270	85,479.93	
1204338	1704601	8/25/2016	270	75,900.00	
1204349	1704612	8/25/2016	270	58,758.00	
1204421	1704702	8/25/2016	270	47,840.00	
1204344	1704607	8/25/2016	270	41,677.37	
1204314	162700808 AIRS TA	8/25/2016	270	27,399.07	
1204461	1704708	8/25/2016	270	20,123.18	
1204339	1704602	8/25/2016	270	20,000.00	
1204407	1704671	8/25/2016	270	15,994.18	
1204399	1704663	8/25/2016	270	14,808.07	
1204340	1704603	8/25/2016	270	13,800.00	
1204408	1704672	8/25/2016	270	9,411.44	
1204354	1704616	8/25/2016	270	8,996.00	
1204333	1704596	8/25/2016	270	7,797.00	
1204346	1704609	8/25/2016	270	7,536.74	
1204342	1704605	8/25/2016	270	6,052.93	
1204348	1704611	8/25/2016	270	6,020.97	
1204345	1704608	8/25/2016	270	5,468.48	
1204406	1704670	8/25/2016	270	3,362.08	
1204332	1704595	8/25/2016	270	3,275.94	
1204411	1704675	8/25/2016	270	3,268.66	
1204362	1704623	8/25/2016	270	2,935.00	
1204366	1704627	8/25/2016	270	2,698.26	
1204356	1704618	8/25/2016	270	2,690.00	
1204360	1704622	8/25/2016	270	2,676.40	
1204415	1704679	8/25/2016	270	2,650.00	
1204405	1704669	8/25/2016	270	2,362.97	
1204410	1704674	8/25/2016	270	1,315.83	
1204416	1704680	8/25/2016	270	1,277.50	

Run Date: 12/30/2016
 Run Time: 3:29:09PM

Demand Account Activity

Start Date: 7/1/2016 End Date: 12/30/2016

Page: 71
 User: 0

Jnl. Entry	Ref #	Trx. Date	Ledger	Debit Amount	Credit Amount
1204420	1704684	8/25/2016	270	1,149.45	
1204357	1704619	8/25/2016	270	1,035.00	
1204353	1704615	8/25/2016	270	739.90	
1204359	1704621	8/25/2016	270	640.00	
1204419	1704683	8/25/2016	270	630.00	
1204397	1704661	8/25/2016	270	609.34	
1204335	1704598	8/25/2016	270	600.00	
1204355	1704617	8/25/2016	270	595.66	
1204334	1704597	8/25/2016	270	558.75	
1204417	1704681	8/25/2016	270	494.43	
1204358	1704620	8/25/2016	270	390.00	
1204418	1704682	8/25/2016	270	292.00	
1204413	1704677	8/25/2016	270	288.08	
1204412	1704676	8/25/2016	270	284.85	
1204398	1704662	8/25/2016	270	255.94	
1204462	1704709	8/25/2016	270	182.28	
1204347	1704610	8/25/2016	270	126.00	
1204341	1704604	8/25/2016	270	100.00	
1204364	1704625	8/25/2016	270	90.00	
1204414	1704678	8/25/2016	270	50.00	
1204363	1704624	8/25/2016	270	25.50	
1204336	1704599	8/25/2016	270	4.25	
1204365	1704626	8/25/2016	270	4.25	
1204316	DFA EFT REV 8/25/	8/25/2016	270		90,063.00
1204396	172701601	8/25/2016	270		1,026,444.44
1204324	162700801	8/25/2016	270		137,332,157.92
1204437	162700802	8/25/2016	270		35,005,486.49
1205007	162700806	8/26/2016	270	92,405,837.86	
1204898	162700807 AIRS TA	8/26/2016	270	37,116,200.24	
1204878	163000803	8/26/2016	270	17,000,000.00	
1205018	162300801	8/26/2016	270	6,000,000.00	
1204991	1704802	8/26/2016	270	5,035,793.45	
1204993	1704804	8/26/2016	270	1,679,091.29	
1204911	1704738	8/26/2016	270	1,100,000.00	
1204914	1704739	8/26/2016	270	771,000.00	
1204973	1704798	8/26/2016	270	607,287.51	
1204992	1704803	8/26/2016	270	397,172.43	
1204923	1704743	8/26/2016	270	255,704.21	
1204910	1704732	8/26/2016	270	203,729.87	
1204916	1704740	8/26/2016	270	162,900.00	
1204882	162700803	8/26/2016	270	132,296.95	
1204909	1704731	8/26/2016	270	121,232.98	
1204972	1704783	8/26/2016	270	117,215.42	
1204971	1704782	8/26/2016	270	91,284.69	
1205005	162700805	8/26/2016	270	70,475.55	
1204918	1704736	8/26/2016	270	58,491.30	
1204875	1704737	8/26/2016	270	54,101.40	
1204899	162700808 AIRS TA	8/26/2016	270	52,453.64	
1204969	1704797	8/26/2016	270	51,167.20	
1204970	1704781	8/26/2016	270	46,209.72	
1204925	1704745	8/26/2016	270	43,386.28	
1204932	1704752	8/26/2016	270	26,991.75	
1204920	1704799	8/26/2016	270	19,878.34	
1204968	1704780	8/26/2016	270	19,193.16	
1204929	1704749	8/26/2016	270	19,015.69	
1204913	1704734	8/26/2016	270	14,694.00	

Run Date: 12/30/2016
 Run Time: 3:29:09PM

Demand Account Activity

Start Date: 7/1/2016 End Date: 12/30/2016

Page: 72
 User: 0

Jnl. Entry	Ref #	Trx. Date	Ledger	Debit Amount	Credit Amount
1204975	1704785	8/26/2016	270	14,509.25	
1205030	1704829	8/26/2016	270	14,480.00	
1204924	1704744	8/26/2016	270	13,523.76	
1204974	1704784	8/26/2016	270	12,350.80	
1204930	1704750	8/26/2016	270	11,373.33	
1204919	1704742	8/26/2016	270	11,217.61	
1204933	1704753	8/26/2016	270	8,689.26	
1204928	1704748	8/26/2016	270	8,143.31	
1204912	1704733	8/26/2016	270	7,784.09	
1204994	1704805	8/26/2016	270	6,002.75	
1205022	1704821	8/26/2016	270	5,027.97	
1205031	1704830	8/26/2016	270	4,758.69	
1204976	1704786	8/26/2016	270	3,759.92	
1204926	1704746	8/26/2016	270	2,872.31	
1204984	1704794	8/26/2016	270	2,012.19	
1204965	1704795	8/26/2016	270	1,930.00	
1204931	1704751	8/26/2016	270	1,698.00	
1204977	1704787	8/26/2016	270	1,532.41	
1204927	1704747	8/26/2016	270	1,500.66	
1204967	1704796	8/26/2016	270	987.50	
1205001	1704815	8/26/2016	270	850.00	
1204917	1704741	8/26/2016	270	522.60	
1204980	1704790	8/26/2016	270	381.00	
1205000	1704814	8/26/2016	270	363.75	
1204978	1704788	8/26/2016	270	363.00	
1204979	1704789	8/26/2016	270	315.00	
1204915	1704735	8/26/2016	270	261.50	
1204981	1704791	8/26/2016	270	210.00	
1204989	1704800	8/26/2016	270	207.10	
1204983	1704793	8/26/2016	270	125.00	
1204982	1704792	8/26/2016	270	50.00	
1204966	1704779	8/26/2016	270	49.86	
1204990	1704801	8/26/2016	270	43.11	
1205032	1704831	8/26/2016	270	21.15	
1204880	162700801	8/26/2016	270		367.00
1204881	162700802	8/26/2016	270		61,505,000.00
1204905	DFA EFT REV 8-26-	8/26/2016	270		235,796.38
1205003	162700804	8/26/2016	270		128,304,734.60
1205435	162600801	8/29/2016	270	52,000,000.00	
1205330	162700807 AIRS TA	8/29/2016	270	21,207,779.66	
1205320	163000803	8/29/2016	270	13,000,000.00	
1205418	1704927	8/29/2016	270	3,286,781.50	
1205433	162700804	8/29/2016	270	1,006,222.22	
1205439	1704939	8/29/2016	270	1,000,000.00	
1205383	1704895	8/29/2016	270	528,042.58	
1205421	1704930	8/29/2016	270	380,450.23	
1205376	1704888	8/29/2016	270	250,701.00	
1205379	1704891	8/29/2016	270	216,000.00	
1205401	1704909	8/29/2016	270	168,457.93	
1205420	1704929	8/29/2016	270	115,846.28	
1205422	1704931	8/29/2016	270	110,559.91	
1205400	1704908	8/29/2016	270	90,338.64	
1205440	1704940	8/29/2016	270	78,042.00	
1205358	1704870	8/29/2016	270	60,809.00	
1205378	1704890	8/29/2016	270	51,379.50	
1205368	1704880	8/29/2016	270	46,987.00	

Run Date: 12/30/2016
Run Time: 3:29:09PM

Demand Account Activity

Start Date: 7/1/2016 End Date: 12/30/2016

Page: 73
User: 0

Jnl. Entry	Ref #	Trx. Date	Ledger	Debit Amount	Credit Amount
1205404	1704912	8/29/2016	270	34,651.82	
1205419	1704928	8/29/2016	270	29,317.25	
1205403	1704911	8/29/2016	270	22,187.11	
1205355	1704907	8/29/2016	270	20,404.83	
1205359	1704871	8/29/2016	270	19,481.50	
1205450	163990808	8/29/2016	270	17,777.78	
1205357	1704869	8/29/2016	270	15,457.43	
1205377	1704889	8/29/2016	270	13,874.63	
1205373	1704885	8/29/2016	270	9,730.29	
1205369	1704881	8/29/2016	270	8,082.83	
1205351	1704864	8/29/2016	270	6,028.00	
1205380	1704892	8/29/2016	270	5,894.75	
1205342	1704855	8/29/2016	270	5,338.75	
1205381	1704893	8/29/2016	270	4,399.93	
1205374	1704886	8/29/2016	270	3,450.00	
1205402	1704910	8/29/2016	270	3,252.25	
1205361	1704873	8/29/2016	270	2,690.00	
1205416	1704925	8/29/2016	270	2,360.00	
1205423	1704932	8/29/2016	270	2,141.64	
1205382	1704894	8/29/2016	270	1,864.49	
1205384	1704896	8/29/2016	270	1,691.56	
1205375	1704887	8/29/2016	270	1,550.00	
1205360	1704872	8/29/2016	270	1,540.00	
1205340	1704853	8/29/2016	270	1,470.00	
1205407	1704915	8/29/2016	270	1,114.99	
1205346	1704859	8/29/2016	270	1,110.00	
1205371	1704883	8/29/2016	270	1,084.75	
1205406	1704914	8/29/2016	270	1,018.84	
1205430	1704938	8/29/2016	270	889.42	
1205370	1704882	8/29/2016	270	800.00	
1205417	1704926	8/29/2016	270	737.50	
1205344	1704857	8/29/2016	270	643.75	
1205405	1704913	8/29/2016	270	554.94	
1205338	1704851	8/29/2016	270	537.00	
1205362	1704874	8/29/2016	270	490.00	
1205352	1704865	8/29/2016	270	480.00	
1205363	1704875	8/29/2016	270	454.50	
1205343	1704856	8/29/2016	270	450.00	
1205411	1704920	8/29/2016	270	429.00	
1205410	1704919	8/29/2016	270	422.00	
1205408	1704916	8/29/2016	270	386.53	
1205412	1704921	8/29/2016	270	315.00	
1205441	1704941	8/29/2016	270	288.47	
1205409	1704917	8/29/2016	270	284.34	
1205341	1704854	8/29/2016	270	270.00	
7	1704918	8/29/2016	270	258.00	
1205347	1704860	8/29/2016	270	210.00	
1205364	1704876	8/29/2016	270	110.00	
1205345	1704858	8/29/2016	270	90.00	
1205339	1704852	8/29/2016	270	70.00	
1205372	1704884	8/29/2016	270	63.44	
1205415	1704924	8/29/2016	270	28.00	
1205316	1704848	8/29/2016	270	22.80	
1205336	1704849	8/29/2016	270	22.80	
1205365	1704877	8/29/2016	270	22.80	
1205366	1704878	8/29/2016	270	22.80	

Run Date: 12/30/2016
 Run Time: 3:29:09PM

Demand Account Activity

Start Date: 7/1/2016 End Date: 12/30/2016

Page: 74
 User: 0

Jnl. Entry	Ref #	Trx. Date	Ledger	Debit Amount	Credit Amount
1205414	1704923	8/29/2016	270	20.00	
1205337	1704850	8/29/2016	270	14.40	
1205367	1704879	8/29/2016	270	14.40	
1205413	1704922	8/29/2016	270	8.00	
1205348	1704861	8/29/2016	270	7.60	
1205349	1704862	8/29/2016	270	7.60	
1205350	1704863	8/29/2016	270	4.80	
1205335	DFA EFT REV 8/29/	8/29/2016	270		27,327.91
1205322	162700801	8/29/2016	270		8,911,000.00
1205431	162700802	8/29/2016	270		49,055,454.39
1205432	162700803	8/29/2016	270		34,109,080.56
1205451	162700805	8/29/2016	270		17,777.78
1205715	162700802	8/30/2016	270	175,974,941.42	
1205667	163000803	8/30/2016	270	9,000,000.00	
1205708	162700807 AIRS TA	8/30/2016	270	5,859,143.79	
1205759	1704993	8/30/2016	270	2,193,209.37	
1205741	1704974	8/30/2016	270	1,325,639.39	
1205725	1704965	8/30/2016	270	582,702.09	
1205758	1704992	8/30/2016	270	498,822.39	
1205775	1705005	8/30/2016	270	468,240.81	
1205780	1705010	8/30/2016	270	336,414.13	
1205743	1704976	8/30/2016	270	300,256.50	
1205781	1705011	8/30/2016	270	247,710.81	
1205745	1704977	8/30/2016	270	192,690.00	
1205718	1704958	8/30/2016	270	162,569.55	
1205779	1705009	8/30/2016	270	136,086.33	
1205710	162700808 AIRS TA	8/30/2016	270	113,776.97	
1205776	1705006	8/30/2016	270	79,907.94	
1205778	1705008	8/30/2016	270	52,669.46	
1205757	1704991	8/30/2016	270	49,873.29	
1205813	1705040	8/30/2016	270	33,000.00	
1205774	1705004	8/30/2016	270	29,074.84	
1205742	1704975	8/30/2016	270	20,647.94	
1205460	1704952	8/30/2016	270	16,500.00	
1205777	1705007	8/30/2016	270	15,558.65	
1205719	1704959	8/30/2016	270	14,607.29	
1205713	162700810 AIRS D€	8/30/2016	270	12,108.92	
1205721	1704961	8/30/2016	270	9,741.19	
1205720	1704960	8/30/2016	270	7,741.63	
1205732	1705031	8/30/2016	270	7,605.50	
1205711	162700809 AIRS D€	8/30/2016	270	6,106.59	
1205794	1705024	8/30/2016	270	6,027.89	
1205810	1705038	8/30/2016	270	5,760.00	
1205746	1704978	8/30/2016	270	5,314.68	
1205796	1705025	8/30/2016	270	5,266.58	
1205785	1705015	8/30/2016	270	4,990.73	
1205783	1705013	8/30/2016	270	4,910.61	
1205738	1704971	8/30/2016	270	3,396.85	
1205760	1704994	8/30/2016	270	3,268.63	
1205792	1705022	8/30/2016	270	3,170.00	
1205707	1704953	8/30/2016	270	3,115.82	
1205748	1704980	8/30/2016	270	3,064.00	
1205784	1705014	8/30/2016	270	2,801.25	
1205722	1704962	8/30/2016	270	2,450.00	
1205747	1704979	8/30/2016	270	2,243.29	
1205750	1704982	8/30/2016	270	1,421.75	

Run Date: 12/30/2016
 Run Time: 3:29:09PM

Demand Account Activity

Start Date: 7/1/2016 End Date: 12/30/2016

Page: 75
 User: 0

Jnl. Entry	Ref #	Trx. Date	Ledger	Debit Amount	Credit Amount
1205752	1704984	8/30/2016	270	1,375.00	
1205793	1705023	8/30/2016	270	1,165.00	
1205739	1704972	8/30/2016	270	770.00	
1205782	1705012	8/30/2016	270	620.00	
1205709	1704954	8/30/2016	270	594.50	
1205789	1705019	8/30/2016	270	558.00	
1205788	1705018	8/30/2016	270	404.00	
1205787	1705017	8/30/2016	270	345.00	
1205724	1704964	8/30/2016	270	307.00	
1205753	1704985	8/30/2016	270	260.00	
1205749	1704981	8/30/2016	270	240.00	
1205723	1704963	8/30/2016	270	139.50	
1205786	1705016	8/30/2016	270	125.00	
1205751	1704983	8/30/2016	270	120.00	
1205814	1705041	8/30/2016	270	68.84	
1205791	1705021	8/30/2016	270	36.00	
1205740	1704973	8/30/2016	270	30.00	
1205812	1705039	8/30/2016	270	25.50	
1205815	1705042	8/30/2016	270	10.90	
1205790	1705020	8/30/2016	270	4.00	
1205728	DFA EFT REV 8/30/	8/30/2016	270		14,361.42
1205802	162700803	8/30/2016	270		197,464,287.73
1205668	162700801	8/30/2016	270		1,962,000.00
1206315	172700814	8/31/2016	270	30,000,000.00	
1206392	Correct Journal Entr	8/31/2016	270	15,461,983.33	
1206307	172700811	8/31/2016	270	13,000,000.00	
1206299	172700803	8/31/2016	270	10,000,000.00	
1206264	172700805eft airs	8/31/2016	270	4,907,720.34	
1206305	1705153	8/31/2016	270	1,330,772.60	
1206329	1705178	8/31/2016	270	1,249,206.63	
1206327	1705176	8/31/2016	270	942,459.08	
1206385	1705211	8/31/2016	270	402,000.00	
1206301	172700804	8/31/2016	270	251,107.40	
1206328	1705177	8/31/2016	270	224,941.64	
1206359	1705205	8/31/2016	270	151,701.75	
1206218	1705102	8/31/2016	270	150,000.00	
1206296	172700802	8/31/2016	270	105,000.00	
1206308	1705154	8/31/2016	270	80,140.00	
1206232	1705100	8/31/2016	270	69,532.43	
1206388	1705212	8/31/2016	270	65,368.30	
1206265	172700806cc airs	8/31/2016	270	56,708.27	
1205831	1705101	8/31/2016	270	55,591.00	
1206303	1705152	8/31/2016	270	34,258.50	
1206321	1705159	8/31/2016	270	17,792.82	
1206224	1705097	8/31/2016	270	16,780.00	
1206235	1705113	8/31/2016	270	16,130.81	
1206382	1705218	8/31/2016	270	15,978.09	
1206219	1705103	8/31/2016	270	13,000.00	
1206311	1705155	8/31/2016	270	12,013.33	
1206390	1705213	8/31/2016	270	11,939.18	
1206269	172700807ifta cc air	8/31/2016	270	8,687.17	
1206316	1705157	8/31/2016	270	7,630.00	
1206381	1705209	8/31/2016	270	6,661.27	
1206212	1705094	8/31/2016	270	6,467.00	
1206280	1705142	8/31/2016	270	5,225.30	
1206281	1705143	8/31/2016	270	3,842.50	

Run Date: 12/30/2016
Run Time: 3:29:09PM

Demand Account Activity

Start Date: 7/1/2016 End Date: 12/30/2016

Page: 76
User: 0

Jnl. Entry	Ref #	Trx. Date	Ledger	Debit Amount	Credit Amount
1206372	1705216	8/31/2016	270	2,960.00	
1206221	1705104	8/31/2016	270	2,500.00	
1206222	1705105	8/31/2016	270	2,300.00	
1206360	1705220	8/31/2016	270	2,222.00	
1206374	1705207	8/31/2016	270	2,165.00	
1206314	1705156	8/31/2016	270	2,077.40	
1206225	1705106	8/31/2016	270	2,000.00	
1206272	172700808irpcc airs	8/31/2016	270	1,976.52	
1206279	1705141	8/31/2016	270	1,940.40	
1206319	1705158	8/31/2016	270	1,900.00	
1206370	1705206	8/31/2016	270	1,805.00	
1206227	1705107	8/31/2016	270	1,700.00	
1206208	1705090	8/31/2016	270	1,650.00	
1206233	1705112	8/31/2016	270	1,578.60	
1206204	1705086	8/31/2016	270	1,325.00	
1206202	1705084	8/31/2016	270	1,275.00	
1206230	1705111	8/31/2016	270	1,200.00	
1206383	1705210	8/31/2016	270	1,108.62	
1206378	1705217	8/31/2016	270	1,075.00	
1206236	1705114	8/31/2016	270	934.03	
1206080	1705081	8/31/2016	270	875.03	
1206082	1705082	8/31/2016	270	875.00	
1206206	1705088	8/31/2016	270	850.00	
1206209	1705091	8/31/2016	270	840.00	
1206228	1705108	8/31/2016	270	800.00	
1206291	1705147	8/31/2016	270	700.00	
1206285	1705145	8/31/2016	270	657.50	
1206362	1705214	8/31/2016	270	631.08	
1206076	1705078	8/31/2016	270	623.20	
1206229	1705099	8/31/2016	270	600.00	
1206210	1705092	8/31/2016	270	550.00	
1205834	1705060	8/31/2016	270	510.00	
1206231	1705109	8/31/2016	270	500.00	
1206237	1705115	8/31/2016	270	478.18	
1205851	1705077	8/31/2016	270	474.60	
1206079	1705080	8/31/2016	270	470.00	
1206387	1705219	8/31/2016	270	450.00	
1205845	1705071	8/31/2016	270	404.69	
1205841	1705067	8/31/2016	270	388.55	
1205837	1705063	8/31/2016	270	356.77	
1205838	1705064	8/31/2016	270	355.78	
1206376	1705208	8/31/2016	270	350.00	
1205839	1705065	8/31/2016	270	347.71	
1205840	1705066	8/31/2016	270	344.50	
1205844	1705070	8/31/2016	270	332.52	
1205835	1705061	8/31/2016	270	331.08	
1206077	1705079	8/31/2016	270	329.64	
1205842	1705068	8/31/2016	270	302.00	
1206283	1705144	8/31/2016	270	300.00	
1205850	1705076	8/31/2016	270	290.00	
1206369	1705215	8/31/2016	270	283.75	
1206203	1705085	8/31/2016	270	275.00	
1206220	1705096	8/31/2016	270	258.90	
1206211	1705093	8/31/2016	270	200.00	
1206293	1705148	8/31/2016	270	140.00	
1206226	1705098	8/31/2016	270	120.00	

Run Date: 12/30/2016
 Run Time: 3:29:09PM

Demand Account Activity

Page: 77
 User: 0

Start Date: 7/1/2016 End Date: 12/30/2016

Jnl. Entry	Ref #	Trx. Date	Ledger	Debit Amount	Credit Amount
1206205	1705087	8/31/2016	270	100.00	
1206223	1705110	8/31/2016	270	100.00	
1206289	1705146	8/31/2016	270	90.00	
1205843	1705069	8/31/2016	270	60.42	
1206201	1705083	8/31/2016	270	50.00	
1206207	1705089	8/31/2016	270	50.00	
1205836	1705062	8/31/2016	270	33.15	
1206295	1705149	8/31/2016	270	30.40	
1206298	1705150	8/31/2016	270	30.40	
1205846	1705072	8/31/2016	270	22.01	
1205847	1705073	8/31/2016	270	20.08	
1206302	1705151	8/31/2016	270	19.20	
1205848	1705074	8/31/2016	270	18.90	
1205849	1705075	8/31/2016	270	18.14	
1206216	8006789 EFT REV C	8/31/2016	270		3,298.00
1206274	172700801	8/31/2016	270		105,258.90
1206310	172700812	8/31/2016	270		15,461,983.33
1206324	172700813	8/31/2016	270		12,778,681.37
1206389	Back Out Journal Er	8/31/2016	270		30,000,000.00
1206377	Back Out Journal Er	8/31/2016	270		15,461,983.33
1207502	1705272	9/1/2016	270	62,291,858.10	
1207479	163000903	9/1/2016	270	6,000,000.00	
1207539	1705294	9/1/2016	270	3,051,000.00	
1207503	1705273	9/1/2016	270	1,128,915.99	
1206442	1705235	9/1/2016	270	922,382.58	
1207545	1705295	9/1/2016	270	786,134.04	
1207501	1705271	9/1/2016	270	583,174.89	
1207553	1705299	9/1/2016	270	373,206.75	
1207504	1705274	9/1/2016	270	190,988.34	
1207468	1705246	9/1/2016	270	164,620.82	
1207470	1705248	9/1/2016	270	143,205.59	
1207555	1705300	9/1/2016	270	81,032.07	
1206437	1705231	9/1/2016	270	54,684.22	
1207506	1705276	9/1/2016	270	30,072.09	
1207500	1705270	9/1/2016	270	28,199.86	
1207505	1705275	9/1/2016	270	21,652.29	
1207496	1705266	9/1/2016	270	20,477.21	
1207495	1705265	9/1/2016	270	13,602.26	
1207494	1705264	9/1/2016	270	12,016.64	
1206441	1705234	9/1/2016	270	9,595.00	
1207547	1705296	9/1/2016	270	5,955.25	
1207507	1705277	9/1/2016	270	5,803.42	
1206436	1705230	9/1/2016	270	4,273.90	
1207474	1705252	9/1/2016	270	3,775.00	
1207469	1705247	9/1/2016	270	3,179.60	
1207493	1705263	9/1/2016	270	2,609.12	
1207498	1705268	9/1/2016	270	2,065.00	
1206439	1705233	9/1/2016	270	1,925.25	
1206443	1705236	9/1/2016	270	1,332.55	
1207475	1705253	9/1/2016	270	1,267.97	
1207497	1705267	9/1/2016	270	1,102.50	
1207525	162700904	9/1/2016	270	1,050.00	
1207499	1705269	9/1/2016	270	912.50	
1206438	1705232	9/1/2016	270	695.00	
1207549	1705297	9/1/2016	270	625.00	
1207472	1705250	9/1/2016	270	540.00	

Run Date: 12/30/2016
 Run Time: 3:29:09PM

Demand Account Activity

Page: 78
 User: 0

Start Date: 7/1/2016 End Date: 12/30/2016

Jnl. Entry	Ref #	Trx. Date	Ledger	Debit Amount	Credit Amount
1206447	1705240	9/1/2016	270	525.00	
1207473	1705251	9/1/2016	270	395.00	
1206444	1705237	9/1/2016	270	326.32	
1207551	1705298	9/1/2016	270	212.50	
1206445	1705238	9/1/2016	270	150.00	
1206446	1705239	9/1/2016	270	150.00	
1207471	1705249	9/1/2016	270	75.00	
1207524	162700903	9/1/2016	270		48,163,045.30
1207523	162700902	9/1/2016	270		17,867,796.94
1207481	162700901	9/1/2016	270		1,026,000.00
1207564	162600901	9/1/2016	270		13,000,000.00
1208086	172700912	9/2/2016	270	75,000,000.00	
1208001	172700909	9/2/2016	270	58,227,342.64	
1208089	Correct Journal Entr	9/2/2016	270	57,838,017.06	
1207961	172700906	9/2/2016	270	10,000,000.00	
1207967	172700902AIRS EF	9/2/2016	270	7,849,340.12	
1207594	173000908	9/2/2016	270	3,000,000.00	
1208087	172700913	9/2/2016	270	1,000,000.00	
1208063	1705381	9/2/2016	270	792,774.36	
1208013	1705361	9/2/2016	270	620,894.30	
1208103	1705421	9/2/2016	270	264,537.29	
1208109	1705407	9/2/2016	270	184,252.43	
1208061	1705380	9/2/2016	270	174,807.67	
1208060	1705379	9/2/2016	270	159,260.08	
1208106	1705422	9/2/2016	270	115,166.09	
1207578	1705316	9/2/2016	270	95,331.50	
1207992	172700903AIRS CC	9/2/2016	270	94,052.01	
1208067	1705382	9/2/2016	270	90,048.97	
1208099	1705406	9/2/2016	270	78,733.06	
1208080	1705387	9/2/2016	270	54,967.97	
1208104	1705412	9/2/2016	270	40,821.08	
1208107	1705413	9/2/2016	270	33,575.62	
1208091	1705401	9/2/2016	270	21,922.44	
1208090	1705400	9/2/2016	270	19,341.80	
1207979	1705339	9/2/2016	270	18,742.25	
1208025	1705362	9/2/2016	270	17,773.38	
1208027	1705363	9/2/2016	270	16,857.65	
1208094	1705404	9/2/2016	270	16,043.19	
1208098	1705419	9/2/2016	270	14,696.77	
1208028	1705364	9/2/2016	270	13,598.10	
1207994	172700905IRPCC A	9/2/2016	270	11,844.49	
1208095	1705417	9/2/2016	270	11,280.00	
1207583	1705320	9/2/2016	270	9,470.91	
1208030	1705365	9/2/2016	270	8,686.00	
1208058	1705416	9/2/2016	270	8,623.55	
1208096	1705418	9/2/2016	270	8,559.76	
1207579	1705317	9/2/2016	270	8,530.00	
1208102	1705410	9/2/2016	270	7,330.66	
1207970	1705330	9/2/2016	270	6,267.25	
1208077	1705386	9/2/2016	270	5,818.76	
1208097	1705405	9/2/2016	270	4,998.25	
1208075	1705385	9/2/2016	270	3,880.63	
1207580	1705318	9/2/2016	270	3,076.46	
1208031	1705366	9/2/2016	270	2,802.75	
1207985	1705343	9/2/2016	270	2,565.00	
1208050	1705376	9/2/2016	270	2,520.00	

Run Date: 12/30/2016
 Run Time: 3:29:09PM

Demand Account Activity

Start Date: 7/1/2016 End Date: 12/30/2016

Page: 79
 User: 0

Jnl. Entry	Ref #	Trx. Date	Ledger	Debit Amount	Credit Amount
1207582	1705319	9/2/2016	270	2,434.00	
1208033	1705367	9/2/2016	270	2,237.31	
1208034	1705368	9/2/2016	270	2,229.00	
1207993	172700904IFTA CC	9/2/2016	270	2,198.30	
1208070	1705383	9/2/2016	270	1,983.01	
1208057	1705378	9/2/2016	270	1,897.52	
1207575	1705313	9/2/2016	270	1,820.00	
1207982	1705340	9/2/2016	270	1,510.00	
1207973	1705332	9/2/2016	270	1,435.00	
1207983	1705341	9/2/2016	270	1,313.25	
1208093	1705403	9/2/2016	270	1,260.00	
1207975	1705334	9/2/2016	270	1,034.50	
1208100	1705409	9/2/2016	270	970.00	
1208101	1705420	9/2/2016	270	926.51	
1208053	1705377	9/2/2016	270	760.00	
1208092	1705402	9/2/2016	270	747.20	
1207584	1705322	9/2/2016	270	638.45	
1208036	1705369	9/2/2016	270	540.00	
1208048	1705375	9/2/2016	270	525.00	
1207972	1705331	9/2/2016	270	510.00	
1207986	1705344	9/2/2016	270	480.00	
1208038	1705370	9/2/2016	270	389.00	
1208105	1705411	9/2/2016	270	383.56	
1208040	1705371	9/2/2016	270	360.00	
1207990	1705348	9/2/2016	270	350.00	
1207974	1705333	9/2/2016	270	260.00	
1208072	1705384	9/2/2016	270	237.85	
1208085	1705408	9/2/2016	270	228.22	
1207984	1705342	9/2/2016	270	210.00	
1207978	1705335	9/2/2016	270	140.00	
1208111	1705414	9/2/2016	270	90.00	
1208042	1705372	9/2/2016	270	65.00	
1208110	1705415	9/2/2016	270	49.05	
1207576	1705314	9/2/2016	270	47.50	
1207987	1705345	9/2/2016	270	45.60	
1207988	1705346	9/2/2016	270	45.60	
1208043	1705373	9/2/2016	270	45.00	
1207976	1705337	9/2/2016	270	30.40	
1207980	1705336	9/2/2016	270	30.40	
1207989	1705347	9/2/2016	270	28.80	
1207577	1705315	9/2/2016	270	21.25	
1207977	1705338	9/2/2016	270	19.20	
1208046	1705374	9/2/2016	270	12.00	
1207960	172700901	9/2/2016	270		1,077,000.00
1208006	172700911	9/2/2016	270		153,992,138.36
1208088	Back Out Journal Er	9/2/2016	270		58,227,342.64
1208108	Back Out Journal Er	9/2/2016	270		3,000,000.00
1208377	162700902	9/6/2016	270	14,553,048.00	
1208387	162700907 AIRS TA	9/6/2016	270	12,298,743.57	
1208388	162700903	9/6/2016	270	6,831,051.72	
1208401	1705452	9/6/2016	270	3,332,756.87	
1208374	163000903	9/6/2016	270	3,000,000.00	
1208367	1705436	9/6/2016	270	443,020.99	
1208400	1705451	9/6/2016	270	366,975.00	
1208449	1705489	9/6/2016	270	330,552.49	
1208404	1705454	9/6/2016	270	200,106.72	

Run Date: 12/30/2016
 Run Time: 3:29:09PM

Demand Account Activity

Page: 80
 User: 0

Start Date: 7/1/2016 End Date: 12/30/2016

Jnl. Entry	Ref #	Trx. Date	Ledger	Debit Amount	Credit Amount
1208459	1705496	9/6/2016	270	156,976.48	
1208363	1705432	9/6/2016	270	132,200.00	
1208366	1705435	9/6/2016	270	99,287.64	
1208409	1705457	9/6/2016	270	87,073.28	
1208399	1705450	9/6/2016	270	61,825.01	
1208364	1705433	9/6/2016	270	50,756.76	
1208408	1705456	9/6/2016	270	40,160.29	
1208437	1705495	9/6/2016	270	35,860.00	
1208411	1705458	9/6/2016	270	33,953.11	
1208448	1705488	9/6/2016	270	17,416.58	
1208362	1705431	9/6/2016	270	12,100.00	
1208434	1705480	9/6/2016	270	10,937.23	
1208365	1705434	9/6/2016	270	10,000.00	
1208418	1705464	9/6/2016	270	5,878.00	
1208406	1705474	9/6/2016	270	3,796.06	
1208415	1705462	9/6/2016	270	3,235.00	
1208402	1705453	9/6/2016	270	2,894.35	
1208412	1705459	9/6/2016	270	2,097.00	
1208407	1705455	9/6/2016	270	1,606.23	
1208427	1705473	9/6/2016	270	1,591.82	
1208422	1705468	9/6/2016	270	1,285.00	
1208414	1705461	9/6/2016	270	1,030.00	
1208420	1705466	9/6/2016	270	1,011.50	
1208455	1705494	9/6/2016	270	720.00	
1208417	1705463	9/6/2016	270	700.00	
1208419	1705465	9/6/2016	270	480.00	
1208413	1705460	9/6/2016	270	320.95	
1208369	1705438	9/6/2016	270	240.00	
1208423	1705469	9/6/2016	270	230.00	
1208421	1705467	9/6/2016	270	120.00	
1208424	1705470	9/6/2016	270	22.80	
1208425	1705471	9/6/2016	270	22.80	
1208461	1705497	9/6/2016	270	17.44	
1208368	1705437	9/6/2016	270	17.00	
1208426	1705472	9/6/2016	270	14.40	
1208381	1705479	9/6/2016	270	5.00	
1208392	DFA EFT REV	9/6/2016	270		47,089.62
1208394	CASH TICKET DSM	9/6/2016	270		40.17
1208436	162700904	9/6/2016	270		28,722,899.73
1208376	162700901	9/6/2016	270		1,301,729.00
1208445	162700905	9/6/2016	270		12,000,000.00
1209042	162600901	9/7/2016	270	26,000,000.00	
1209029	162300901	9/7/2016	270	10,000,000.00	
1208937	163000903	9/7/2016	270	9,000,000.00	
1208948	162700907 AIRS TA	9/7/2016	270	6,007,323.21	
1208506	1705523	9/7/2016	270	3,952,112.93	
1208995	1705582	9/7/2016	270	1,501,561.95	
1209002	1705580	9/7/2016	270	1,446,270.35	
1209047	1705618	9/7/2016	270	1,348,000.00	
1209003	1705581	9/7/2016	270	258,865.23	
1209006	1705585	9/7/2016	270	256,170.42	
1208505	1705522	9/7/2016	270	238,791.82	
1209008	1705587	9/7/2016	270	234,564.49	
1208495	1705517	9/7/2016	270	150,283.30	
1209051	1705624	9/7/2016	270	92,565.50	
1208950	162700908 AIRS TA	9/7/2016	270	84,252.76	

Run Date: 12/30/2016
 Run Time: 3:29:09PM

Demand Account Activity

Start Date: 7/1/2016 End Date: 12/30/2016

Page: 81
 User: 0

Jnl. Entry	Ref #	Trx. Date	Ledger	Debit Amount	Credit Amount
1209005	1705584	9/7/2016	270	69,718.58	
1208493	1705516	9/7/2016	270	30,596.20	
1208498	1705514	9/7/2016	270	29,590.00	
1209022	1705601	9/7/2016	270	22,403.49	
1208507	1705550	9/7/2016	270	18,673.00	
1209053	1705621	9/7/2016	270	17,003.93	
1209034	1705622	9/7/2016	270	12,068.23	
1209010	1705589	9/7/2016	270	9,388.54	
1208502	1705519	9/7/2016	270	7,674.01	
1209045	1705614	9/7/2016	270	6,935.50	
1209007	1705586	9/7/2016	270	6,830.32	
1209009	1705588	9/7/2016	270	6,791.52	
1209046	1705615	9/7/2016	270	5,460.00	
1209023	1705602	9/7/2016	270	4,090.00	
1208496	1705518	9/7/2016	270	3,954.40	
1208999	1705577	9/7/2016	270	3,149.45	
1209001	1705579	9/7/2016	270	2,961.86	
1209011	1705590	9/7/2016	270	2,915.25	
1208925	1705526	9/7/2016	270	2,854.50	
1208503	1705520	9/7/2016	270	2,845.00	
1209013	1705592	9/7/2016	270	2,810.83	
1209012	1705591	9/7/2016	270	2,501.81	
1209014	1705593	9/7/2016	270	2,480.00	
1208951	162700910 AIRS DE	9/7/2016	270	1,576.55	
1208929	1705530	9/7/2016	270	1,535.00	
1209041	1705617	9/7/2016	270	1,500.00	
1209015	1705594	9/7/2016	270	1,419.00	
1209000	1705578	9/7/2016	270	1,409.76	
1208927	1705528	9/7/2016	270	825.50	
1209024	1705603	9/7/2016	270	737.50	
1209050	1705620	9/7/2016	270	732.95	
1208499	1705515	9/7/2016	270	649.68	
1209017	1705596	9/7/2016	270	484.22	
1208504	1705521	9/7/2016	270	443.00	
1209016	1705595	9/7/2016	270	359.00	
1209019	1705598	9/7/2016	270	309.00	
1209018	1705597	9/7/2016	270	290.00	
1208930	1705531	9/7/2016	270	280.00	
1209020	1705599	9/7/2016	270	247.68	
1208926	1705527	9/7/2016	270	220.00	
1208494	1705512	9/7/2016	270	200.00	
1208964	1705551	9/7/2016	270	200.00	
1209021	1705600	9/7/2016	270	177.50	
1208497	1705513	9/7/2016	270	150.00	
1209052	1705623	9/7/2016	270	90.00	
1208928	1705529	9/7/2016	270	85.00	
1208967	1705552	9/7/2016	270	65.00	
1209004	1705583	9/7/2016	270	26.97	
1208965	1705553	9/7/2016	270	10.00	
1208931	1705532	9/7/2016	270	7.60	
1208932	1705533	9/7/2016	270	7.60	
1208933	1705534	9/7/2016	270	4.80	
1209048	1705616	9/7/2016	270	4.25	
1208943	DFA EFT REV 9/7/1	9/7/2016	270		5,575.00
1208952	162700903	9/7/2016	270		1,657,328.62
1208972	162700906	9/7/2016	270		38,706,334.16

Run Date: 12/30/2016
 Run Time: 3:29:09PM

Demand Account Activity

Start Date: 7/1/2016 End Date: 12/30/2016

Page: 82
 User: 0

Jnl. Entry	Ref #	Trx. Date	Ledger	Debit Amount	Credit Amount
1208940	162700901	9/7/2016	270		15,044,755.00
1208941	162700902	9/7/2016	270		3,952,112.93
1209481	1705708	9/8/2016	270	201,170,396.63	
1209407	162700907 AIRS TA	9/8/2016	270	9,830,324.58	
1209397	163000903	9/8/2016	270	6,000,000.00	
1209493	1705698	9/8/2016	270	806,270.59	
1209502	1705706	9/8/2016	270	343,188.52	
1209498	1705703	9/8/2016	270	284,542.50	
1209438	1705656	9/8/2016	270	236,251.71	
1209503	1705707	9/8/2016	270	148,386.93	
1209495	1705700	9/8/2016	270	84,994.78	
1209499	1705704	9/8/2016	270	65,732.50	
1209384	1705633	9/8/2016	270	38,077.44	
1209410	162700908 AIRS TA	9/8/2016	270	36,166.75	
1209496	1705701	9/8/2016	270	31,917.90	
1209497	1705702	9/8/2016	270	26,004.00	
1209505	1705710	9/8/2016	270	13,477.50	
1209435	1705653	9/8/2016	270	12,386.40	
1209415	162700910 AIRS DE	9/8/2016	270	11,307.64	
1209428	1705651	9/8/2016	270	10,470.71	
1209500	1705705	9/8/2016	270	9,905.19	
1209551	1705754	9/8/2016	270	8,298.83	
1209437	1705655	9/8/2016	270	7,906.00	
1209449	1705667	9/8/2016	270	7,295.96	
1209549	1705753	9/8/2016	270	6,615.10	
1209504	1705709	9/8/2016	270	6,260.10	
1209436	1705654	9/8/2016	270	6,134.69	
1209419	162700903	9/8/2016	270	5,541.67	
1209546	1705751	9/8/2016	270	4,885.00	
1209552	1705755	9/8/2016	270	3,785.22	
1209510	1705714	9/8/2016	270	3,608.40	
1209385	1705634	9/8/2016	270	3,240.00	
1209494	1705699	9/8/2016	270	2,935.00	
1209439	1705657	9/8/2016	270	2,704.50	
1209448	1705666	9/8/2016	270	2,536.24	
1209434	1705652	9/8/2016	270	2,475.85	
1209509	1705713	9/8/2016	270	2,455.00	
1209490	1705697	9/8/2016	270	1,841.25	
1209506	1705711	9/8/2016	270	1,822.19	
1209382	1705631	9/8/2016	270	1,739.78	
1209441	1705659	9/8/2016	270	1,225.00	
1209443	1705661	9/8/2016	270	749.00	
1209414	162700909 AIRS DE	9/8/2016	270	644.15	
1209548	1705752	9/8/2016	270	600.00	
1209452	1705672	9/8/2016	270	529.17	
1209508	1705712	9/8/2016	270	497.50	
1209511	1705715	9/8/2016	270	448.12	
1209383	1705632	9/8/2016	270	329.75	
1209442	1705660	9/8/2016	270	230.00	
1209440	1705658	9/8/2016	270	220.00	
1209553	1705756	9/8/2016	270	195.46	
1209386	1705635	9/8/2016	270	150.00	
1209444	1705662	9/8/2016	270	150.00	
1209489	162700905	9/8/2016	270	145.83	
1209387	1705636	9/8/2016	270	113.50	
1209445	1705663	9/8/2016	270	45.60	

Run Date: 12/30/2016
 Run Time: 3:29:09PM

Demand Account Activity

Start Date: 7/1/2016 End Date: 12/30/2016

Page: 83
 User: 0

Jnl. Entry	Ref #	Trx. Date	Ledger	Debit Amount	Credit Amount
1209446	1705664	9/8/2016	270	45.60	
1209447	1705665	9/8/2016	270	28.80	
1209388	1705637	9/8/2016	270	12.75	
1209492	162700906	9/8/2016	270		12,709,360.33
1209398	162700901	9/8/2016	270		599,000.00
1209416	162700902	9/8/2016	270		201,124,282.23
1209433	162700904	9/8/2016	270		145.83
1209394	DFA EFT REV 9-8-1	9/8/2016	270		27,245.63
1209515	Correct #1704802	9/8/2016	270		0.10
1209507	162700915	9/8/2016	270		6,000,000.00
1209869	162700903	9/9/2016	270	254,729,000.00	
1209928	162600901	9/9/2016	270	42,000,000.00	
1209847	163000903	9/9/2016	270	11,000,000.00	
1209859	162700907 AIRS TA	9/9/2016	270	7,766,919.06	
1209966	1705875	9/9/2016	270	5,187,530.55	
1209567	1705769	9/9/2016	270	3,238,142.74	
1209836	1705772	9/9/2016	270	2,500,000.00	
1209958	1705867	9/9/2016	270	2,246,661.06	
1209877	162300901	9/9/2016	270	1,000,000.00	
1209982	1705896	9/9/2016	270	562,561.02	
1209963	1705866	9/9/2016	270	466,969.42	
1209967	1705868	9/9/2016	270	401,923.36	
1209968	1705869	9/9/2016	270	385,024.60	
1209975	1705894	9/9/2016	270	245,796.00	
1209837	1705773	9/9/2016	270	215,079.73	
1209937	1705849	9/9/2016	270	210,195.94	
1209839	1705775	9/9/2016	270	200,705.00	
1209939	1705850	9/9/2016	270	125,326.95	
1209965	1705874	9/9/2016	270	121,701.86	
1209980	1705895	9/9/2016	270	120,085.00	
1209938	1705839	9/9/2016	270	117,000.00	
1209860	162700908 AIRS TA	9/9/2016	270	86,555.35	
1209835	1705771	9/9/2016	270	83,796.53	
1209940	1705851	9/9/2016	270	21,251.02	
1209950	1705844	9/9/2016	270	18,434.38	
1209863	162700902	9/9/2016	270	16,097.22	
1209883	1705792	9/9/2016	270	13,752.25	
1209942	1705852	9/9/2016	270	13,314.53	
1209991	1705892	9/9/2016	270	13,262.60	
1209944	1705853	9/9/2016	270	12,493.00	
1209941	1705840	9/9/2016	270	10,279.00	
1209874	162700904	9/9/2016	270	9,345.00	
1209558	1705759	9/9/2016	270	8,933.00	
1209953	1705845	9/9/2016	270	8,844.46	
1209969	1705870	9/9/2016	270	8,609.38	
1209946	1705854	9/9/2016	270	6,533.04	
1209974	1705872	9/9/2016	270	6,460.85	
1209994	1705893	9/9/2016	270	5,930.00	
1209936	1705848	9/9/2016	270	5,722.58	
1209948	1705855	9/9/2016	270	4,092.92	
1209885	1705794	9/9/2016	270	3,784.67	
1209970	1705876	9/9/2016	270	3,236.06	
1209964	1705873	9/9/2016	270	3,212.46	
1209840	1705776	9/9/2016	270	3,000.00	
1209962	1705865	9/9/2016	270	2,838.83	
1209949	1705856	9/9/2016	270	2,777.68	

Run Date: 12/30/2016
 Run Time: 3:29:09PM

Demand Account Activity

Start Date: 7/1/2016 End Date: 12/30/2016

Page: 84
 User: 0

Jnl. Entry	Ref #	Trx. Date	Ledger	Debit Amount	Credit Amount
1209845	1705785	9/9/2016	270	2,510.00	
1209960	1705863	9/9/2016	270	2,295.00	
1209972	1705871	9/9/2016	270	1,918.79	
1209878	1705787	9/9/2016	270	1,838.00	
1209861	162700909 AIRS DE	9/9/2016	270	1,757.12	
1209955	1705846	9/9/2016	270	1,535.60	
1209951	1705857	9/9/2016	270	1,444.00	
1209952	1705858	9/9/2016	270	1,372.80	
1209884	1705793	9/9/2016	270	1,110.00	
1209945	1705842	9/9/2016	270	1,090.24	
1209834	1705770	9/9/2016	270	624.24	
1209954	1705859	9/9/2016	270	575.00	
1209876	1705786	9/9/2016	270	460.00	
1209838	1705774	9/9/2016	270	423.22	
1209862	162700910 AIRS DE	9/9/2016	270	381.75	
1209961	1705864	9/9/2016	270	317.50	
1209956	1705860	9/9/2016	270	315.00	
1209957	1705861	9/9/2016	270	290.00	
1209959	1705862	9/9/2016	270	275.00	
1209947	1705843	9/9/2016	270	267.50	
1209879	1705788	9/9/2016	270	190.00	
1209833	1705847	9/9/2016	270	173.25	
1209943	1705841	9/9/2016	270	150.00	
1209880	1705789	9/9/2016	270	22.80	
1209881	1705790	9/9/2016	270	22.80	
1209882	1705791	9/9/2016	270	14.40	
1209971	1705877	9/9/2016	270	0.17	
1209875	8006821	9/9/2016	270		9,100.57
1209849	162700901	9/9/2016	270		3,238,142.74
1209911	162700906	9/9/2016	270		330,111,992.96
1209889	162700905	9/9/2016	270		9,345.00
1210051	162700901	9/12/2016	270	75,025,000.00	
1210055	162300901	9/12/2016	270	56,000,000.00	
1210367	162600901	9/12/2016	270	24,000,000.00	
1210273	162700907 AIRS TA	9/12/2016	270	9,925,356.72	
1210049	163000903	9/12/2016	270	9,000,000.00	
1210314	1705945	9/12/2016	270	2,801,879.72	
1210336	1705972	9/12/2016	270	207,026.06	
1210010	1705911	9/12/2016	270	206,979.00	
1210372	1706004	9/12/2016	270	48,467.98	
1210335	1705971	9/12/2016	270	33,865.72	
1210286	1705943	9/12/2016	270	16,204.58	
1210275	162700908 AIRS TA	9/12/2016	270	16,023.69	
1210025	1705922	9/12/2016	270	13,155.04	
1210308	1705944	9/12/2016	270	12,470.31	
1210287	1705949	9/12/2016	270	11,972.80	
1210310	1705990	9/12/2016	270	11,719.54	
1210337	1705973	9/12/2016	270	8,314.07	
1210351	1706003	9/12/2016	270	7,533.75	
1210339	1705975	9/12/2016	270	7,007.22	
1210019	1705916	9/12/2016	270	5,690.92	
1210038	1705929	9/12/2016	270	5,019.75	
1210053	162700903	9/12/2016	270	5,000.00	
1210015	1705912	9/12/2016	270	4,600.00	
1210373	1706005	9/12/2016	270	4,399.93	
1210338	1705974	9/12/2016	270	4,317.34	

Run Date: 12/30/2016
 Run Time: 3:29:09PM

Demand Account Activity

Start Date: 7/1/2016 End Date: 12/30/2016

Page: 85
 User: 0

Jnl. Entry	Ref #	Trx. Date	Ledger	Debit Amount	Credit Amount
1210350	1705986	9/12/2016	270	3,390.00	
1210036	1705928	9/12/2016	270	2,402.92	
1210037	1705931	9/12/2016	270	1,570.00	
1210016	1705913	9/12/2016	270	1,432.97	
1210342	1705978	9/12/2016	270	978.00	
1210381	1706013	9/12/2016	270	950.00	
1209997	1705900	9/12/2016	270	900.00	
1210018	1705915	9/12/2016	270	840.00	
1210383	1706014	9/12/2016	270	790.00	
1210341	1705977	9/12/2016	270	760.33	
1210042	1705933	9/12/2016	270	717.00	
1210021	1705918	9/12/2016	270	600.00	
1210384	1706015	9/12/2016	270	550.00	
1210017	1705914	9/12/2016	270	420.00	
1210041	1705930	9/12/2016	270	410.00	
1210340	1705976	9/12/2016	270	372.00	
1210349	1705985	9/12/2016	270	355.00	
1210039	1705932	9/12/2016	270	290.00	
1210334	1705970	9/12/2016	270	241.50	
1210348	1705984	9/12/2016	270	180.00	
1210020	1705917	9/12/2016	270	150.00	
1210003	1705902	9/12/2016	270	150.00	
1210007	1705935	9/12/2016	270	98.80	
1210040	1705936	9/12/2016	270	98.80	
1210046	1705934	9/12/2016	270	80.00	
1210002	1705901	9/12/2016	270	70.00	
1210043	1705937	9/12/2016	270	62.40	
1210276	162700909 AIRS DE	9/12/2016	270	58.53	
1210022	1705919	9/12/2016	270	30.00	
1210347	1705983	9/12/2016	270	24.00	
1210023	1705920	9/12/2016	270	21.25	
1210345	1705981	9/12/2016	270	8.00	
1210346	1705982	9/12/2016	270	8.00	
1210309	1705946	9/12/2016	270	6.21	
1210343	1705979	9/12/2016	270	4.00	
1210344	1705980	9/12/2016	270	4.00	
1210277	162700910 AIRS DE	9/12/2016	270	1.85	
1210316	DFA EFT REV 9-12-	9/12/2016	270		5,753.81
1210278	162700906	9/12/2016	270		15,490,931.07
1210052	162700902	9/12/2016	270		72,055,000.00
1210054	162700904	9/12/2016	270		90,283,319.58
1210768	162700907 AIRS DE	9/13/2016	270	42,613,079.06	
1210752	163000903	9/13/2016	270	12,000,000.00	
1210797	162600901	9/13/2016	270	8,000,000.00	
1210799	Correct Journal Entr	9/13/2016	270	7,000,000.00	
1210751	1706106	9/13/2016	270	1,631,557.78	
1210714	1706083	9/13/2016	270	1,450,260.56	
1210772	162300901	9/13/2016	270	1,000,000.00	
1210758	162700904	9/13/2016	270	952,360.61	
1210736	1706105	9/13/2016	270	708,642.45	
1210682	1706052	9/13/2016	270	507,864.73	
1210786	1706128	9/13/2016	270	360,000.00	
1210688	1706058	9/13/2016	270	337,710.90	
1210652	1706025	9/13/2016	270	327,000.00	
1210783	1706127	9/13/2016	270	259,724.43	
1210715	1706084	9/13/2016	270	212,167.50	

Run Date: 12/30/2016
 Run Time: 3:29:09PM

Demand Account Activity

Page: 86
 User: 0

Start Date: 7/1/2016 End Date: 12/30/2016

Jnl. Entry	Ref #	Trx. Date	Ledger	Debit Amount	Credit Amount
1210689	1706059	9/13/2016	270	201,849.66	
1210686	1706056	9/13/2016	270	144,150.41	
1210685	1706055	9/13/2016	270	79,188.65	
1210684	1706054	9/13/2016	270	75,283.04	
1210716	1706085	9/13/2016	270	64,762.50	
1210683	1706053	9/13/2016	270	56,044.19	
1210658	1706030	9/13/2016	270	50,030.94	
1210740	1706110	9/13/2016	270	49,058.80	
1210692	1706062	9/13/2016	270	47,006.68	
1210681	1706051	9/13/2016	270	31,134.56	
1210737	1706107	9/13/2016	270	28,769.13	
1210769	162700908 AIRS DE	9/13/2016	270	26,335.93	
1210735	1706104	9/13/2016	270	18,474.95	
1210690	1706060	9/13/2016	270	17,811.78	
1210738	1706108	9/13/2016	270	16,726.97	
1210796	1706136	9/13/2016	270	16,018.00	
1210687	1706057	9/13/2016	270	10,417.23	
1210717	1706086	9/13/2016	270	9,168.46	
1210787	1706133	9/13/2016	270	8,500.00	
1210661	1706033	9/13/2016	270	7,948.04	
1210680	1706050	9/13/2016	270	7,476.84	
1210656	1706028	9/13/2016	270	6,619.52	
1210691	1706061	9/13/2016	270	6,395.00	
1210657	1706029	9/13/2016	270	5,866.44	
1210730	1706123	9/13/2016	270	4,619.82	
1210777	1706124	9/13/2016	270	4,152.27	
1210702	1706071	9/13/2016	270	3,305.00	
1210704	1706073	9/13/2016	270	3,173.50	
1210771	162700910 AIRS DE	9/13/2016	270	2,999.17	
1210660	1706032	9/13/2016	270	1,865.32	
1210655	1706027	9/13/2016	270	1,677.41	
1210718	1706087	9/13/2016	270	1,593.15	
1210698	1706068	9/13/2016	270	1,470.66	
1210706	1706075	9/13/2016	270	1,095.00	
1210708	1706077	9/13/2016	270	1,025.00	
1210713	1706082	9/13/2016	270	989.43	
1210659	1706031	9/13/2016	270	708.11	
1210654	1706026	9/13/2016	270	600.00	
1210697	1706067	9/13/2016	270	501.00	
1210770	162700909 AIRS DE	9/13/2016	270	414.27	
1210696	1706066	9/13/2016	270	402.00	
1210701	1706070	9/13/2016	270	315.00	
1210695	1706065	9/13/2016	270	292.00	
1210705	1706074	9/13/2016	270	260.00	
1210703	1706072	9/13/2016	270	249.00	
1210677	1706049	9/13/2016	270	237.75	
1210709	1706078	9/13/2016	270	190.00	
1210707	1706076	9/13/2016	270	145.00	
1210794	1706134	9/13/2016	270	140.00	
1210694	1706064	9/13/2016	270	35.00	
1210693	1706063	9/13/2016	270	20.00	
1210795	1706135	9/13/2016	270	20.00	
1210710	1706079	9/13/2016	270	15.20	
1210711	1706080	9/13/2016	270	15.20	
1210712	1706081	9/13/2016	270	9.60	
1210699	1706069	9/13/2016	270	8.00	

Run Date: 12/30/2016
 Run Time: 3:29:09PM

Demand Account Activity

Start Date: 7/1/2016 End Date: 12/30/2016

Page: 87
 User: 0

Jnl. Entry	Ref #	Trx. Date	Ledger	Debit Amount	Credit Amount
1210739	1706109	9/13/2016	270	6.21	
1210671	DFA EFT REV 9-13-	9/13/2016	270		2,399.34
1210753	162700901	9/13/2016	270		856,000.00
1210754	162700902	9/13/2016	270		53,509,489.98
1210782	162700903	9/13/2016	270		16,192,437.70
1210798	Back Out Journal Er	9/13/2016	270		8,000,000.00
1211137	162600901	9/14/2016	270	58,000,000.00	
1211092	162700907 AIRS TA	9/14/2016	270	37,543,400.73	
1210819	1706152	9/14/2016	270	27,950,641.60	
1211102	1706183	9/14/2016	270	12,456,792.98	
1211161	162300901	9/14/2016	270	12,000,000.00	
1211071	163000903	9/14/2016	270	9,000,000.00	
1211170	1706248	9/14/2016	270	4,995,590.25	
1210801	1706137	9/14/2016	270	950,000.00	
1211101	1706182	9/14/2016	270	519,856.98	
1211076	162700904	9/14/2016	270	300,724.19	
1211109	1706189	9/14/2016	270	183,754.91	
1211135	1706215	9/14/2016	270	73,450.00	
1211100	1706181	9/14/2016	270	56,820.73	
1210816	1706147	9/14/2016	270	53,210.00	
1211169	1706247	9/14/2016	270	40,000.00	
1211111	1706191	9/14/2016	270	34,083.06	
1210802	1706138	9/14/2016	270	33,388.99	
1211093	162700908 AIRS TA	9/14/2016	270	33,134.06	
1211110	1706190	9/14/2016	270	29,797.37	
1210817	1706155	9/14/2016	270	18,115.00	
1211099	1706180	9/14/2016	270	17,040.00	
1210815	1706150	9/14/2016	270	13,001.73	
1211112	1706192	9/14/2016	270	10,717.80	
1211143	1706200	9/14/2016	270	8,801.98	
1210811	1706151	9/14/2016	270	8,407.66	
1211141	1706199	9/14/2016	270	7,516.75	
1211168	1706246	9/14/2016	270	7,103.25	
1211113	1706193	9/14/2016	270	6,110.72	
1210803	1706139	9/14/2016	270	5,273.00	
1211072	1706184	9/14/2016	270	4,849.09	
1210813	1706149	9/14/2016	270	4,817.56	
1210804	1706148	9/14/2016	270	4,794.63	
1210830	1706160	9/14/2016	270	3,922.25	
1211147	1706223	9/14/2016	270	3,002.00	
1211145	1706202	9/14/2016	270	3,000.00	
1211075	162700903	9/14/2016	270	2,479.72	
1211151	1706226	9/14/2016	270	2,000.00	
1211117	1706195	9/14/2016	270	1,817.20	
1211139	1706198	9/14/2016	270	1,758.68	
1211138	1706197	9/14/2016	270	1,341.33	
1211177	1706255	9/14/2016	270	1,340.00	
1211095	162700910 AIRS DE	9/14/2016	270	1,317.10	
1210836	1706162	9/14/2016	270	1,025.00	
1211098	1706179	9/14/2016	270	1,022.60	
1211173	1706251	9/14/2016	270	900.00	
1211150	1706203	9/14/2016	270	800.00	
1211120	1706196	9/14/2016	270	743.00	
1210814	1706146	9/14/2016	270	727.50	
1211175	1706253	9/14/2016	270	590.00	
1211167	1706245	9/14/2016	270	521.20	

Run Date: 12/30/2016
 Run Time: 3:29:09PM

Demand Account Activity

Start Date: 7/1/2016 End Date: 12/30/2016

Page: 88
 User: 0

Jnl. Entry	Ref #	Trx. Date	Ledger	Debit Amount	Credit Amount
1210820	1706153	9/14/2016	270	466.70	
1210834	1706169	9/14/2016	270	450.00	
1211174	1706252	9/14/2016	270	420.00	
1210842	1706164	9/14/2016	270	399.25	
1211067	1706176	9/14/2016	270	350.00	
1211094	162700909 AIRS DE	9/14/2016	270	333.44	
1210832	1706161	9/14/2016	270	310.00	
1210835	1706170	9/14/2016	270	225.00	
1210837	1706171	9/14/2016	270	225.00	
1210838	1706163	9/14/2016	270	190.00	
1211176	1706254	9/14/2016	270	180.00	
1211148	1706224	9/14/2016	270	170.00	
1211108	1706188	9/14/2016	270	137.50	
1211149	1706225	9/14/2016	270	130.00	
1210821	1706159	9/14/2016	270	100.00	
1210843	1706165	9/14/2016	270	60.00	
1210823	1706166	9/14/2016	270	22.80	
1210831	1706167	9/14/2016	270	22.80	
1210833	1706168	9/14/2016	270	14.40	
1211144	1706201	9/14/2016	270	4.00	
1211114	1706194	9/14/2016	270	1.00	
1210839	DFA EFT REV 9/14/	9/14/2016	270		17,229.17
1211096	162700906	9/14/2016	270		25,905,927.64
1211073	162700901	9/14/2016	270		27,950,641.60
1211074	162700902	9/14/2016	270		1,010,000.00
1211077	162700905	9/14/2016	270		103,732,303.00
1212332	1706315	9/15/2016	270	54,557,445.95	
1211215	162700907 AIRS TA	9/15/2016	270	26,188,496.08	
1211204	163000903	9/15/2016	270	11,000,000.00	
1212285	1706272	9/15/2016	270	4,084,306.69	
1212331	1706314	9/15/2016	270	1,712,386.17	
1212278	1706265	9/15/2016	270	801,956.28	
1212363	162700905	9/15/2016	270	575,961.11	
1212387	1706360	9/15/2016	270	563,000.00	
1212279	1706266	9/15/2016	270	356,496.71	
1212385	1706358	9/15/2016	270	325,000.00	
1212358	162700904	9/15/2016	270	271,547.64	
1212286	1706273	9/15/2016	270	163,755.72	
1212330	1706313	9/15/2016	270	138,316.83	
1212377	1706342	9/15/2016	270	132,298.00	
1212379	1706343	9/15/2016	270	96,867.70	
1212341	1706333	9/15/2016	270	79,563.11	
1211216	162700908 AIRS TA	9/15/2016	270	78,005.81	
1212386	1706359	9/15/2016	270	67,096.34	
1212322	1706305	9/15/2016	270	63,280.05	
1212284	1706271	9/15/2016	270	55,447.72	
1212319	1706302	9/15/2016	270	54,397.64	
1212323	1706306	9/15/2016	270	49,092.13	
1212329	1706312	9/15/2016	270	48,859.25	
1212280	1706267	9/15/2016	270	29,870.44	
1212367	1706344	9/15/2016	270	26,046.76	
1212339	1706318	9/15/2016	270	25,611.07	
1212281	1706268	9/15/2016	270	25,113.85	
1212373	1706347	9/15/2016	270	16,325.36	
1212368	1706345	9/15/2016	270	12,267.37	
1212302	1706286	9/15/2016	270	11,496.50	

Run Date: 12/30/2016
 Run Time: 3:29:09PM

Demand Account Activity

Start Date: 7/1/2016 End Date: 12/30/2016

Page: 89
 User: 0

Jnl. Entry	Ref #	Trx. Date	Ledger	Debit Amount	Credit Amount
1212317	1706300	9/15/2016	270	10,285.00	
1212335	1706317	9/15/2016	270	8,717.42	
1212282	1706269	9/15/2016	270	8,060.87	
1212320	1706303	9/15/2016	270	6,985.00	
1212334	1706316	9/15/2016	270	6,561.00	
1212388	1706361	9/15/2016	270	6,300.00	
1212371	1706346	9/15/2016	270	5,875.35	
1212291	1706275	9/15/2016	270	4,490.00	
1211218	162700910 AIRS D€	9/15/2016	270	3,546.58	
1212355	1706338	9/15/2016	270	3,064.20	
1212370	1706350	9/15/2016	270	2,385.00	
1212305	1706288	9/15/2016	270	2,325.00	
1212342	1706334	9/15/2016	270	2,241.05	
1211217	162700909 AIRS D€	9/15/2016	270	2,168.11	
1212289	1706274	9/15/2016	270	2,155.20	
1212283	1706270	9/15/2016	270	2,038.92	
1212318	1706301	9/15/2016	270	2,038.50	
1212290	1706276	9/15/2016	270	1,800.00	
1212369	1706339	9/15/2016	270	1,462.75	
1212277	1706264	9/15/2016	270	1,060.00	
1212321	1706304	9/15/2016	270	1,057.00	
1212307	1706290	9/15/2016	270	993.75	
1212303	1706287	9/15/2016	270	940.00	
1212378	1706351	9/15/2016	270	502.50	
1212306	1706289	9/15/2016	270	450.00	
1212375	1706341	9/15/2016	270	445.54	
1212374	1706348	9/15/2016	270	414.12	
1212372	1706340	9/15/2016	270	150.00	
1212344	1706349	9/15/2016	270	85.26	
1212304	1706291	9/15/2016	270	80.00	
1212309	1706293	9/15/2016	270	30.40	
1212311	1706294	9/15/2016	270	30.40	
1212308	1706292	9/15/2016	270	19.20	
1212276	1706263	9/15/2016	270	17.00	
1212340	1706332	9/15/2016	270	8.50	
1211195	VAULT CASH 9-15-	9/15/2016	270		72,000.00
1212297	DFA EFT REV 9-15-	9/15/2016	270		17,997.37
1211205	162700901	9/15/2016	270		1,054,000.00
1212273	162700902	9/15/2016	270		50,529,078.28
1212357	162700903	9/15/2016	270		34,678,986.52
1212364	162700906	9/15/2016	270		575,961.11
1212380	162600901	9/15/2016	270		20,000,000.00
1212775	162700907 AIRS TA	9/16/2016	270	110,074,041.47	
1212846	162700903	9/16/2016	270	45,315,052.26	
1212759	163000903	9/16/2016	270	12,000,000.00	
1212754	1706387	9/16/2016	270	2,711,363.82	
1212807	1706421	9/16/2016	270	2,106,233.72	
1212812	1706426	9/16/2016	270	1,709,037.22	
1212804	1706420	9/16/2016	270	1,442,188.61	
1212751	1706384	9/16/2016	270	740,000.00	
1212874	1706483	9/16/2016	270	270,000.00	
1212811	1706425	9/16/2016	270	238,258.14	
1212750	1706383	9/16/2016	270	147,078.51	
1212802	1706418	9/16/2016	270	108,137.16	
1212803	1706419	9/16/2016	270	53,093.99	
1212748	1706381	9/16/2016	270	48,233.13	

Run Date: 12/30/2016
 Run Time: 3:29:09PM

Demand Account Activity

Page: 90
 User: 0

Start Date: 7/1/2016 End Date: 12/30/2016

Jnl. Entry	Ref #	Trx. Date	Ledger	Debit Amount	Credit Amount
1212749	1706382	9/16/2016	270	40,359.17	
1212810	1706424	9/16/2016	270	40,112.53	
1212841	1706467	9/16/2016	270	38,006.70	
1212836	1706465	9/16/2016	270	35,758.36	
1212857	1706447	9/16/2016	270	35,496.26	
1212808	1706422	9/16/2016	270	32,950.49	
1212860	1706448	9/16/2016	270	27,519.68	
1212862	1706449	9/16/2016	270	26,389.08	
1212863	1706450	9/16/2016	270	9,442.94	
1212779	162700909 AIRS DE	9/16/2016	270	8,530.72	
1212755	1706388	9/16/2016	270	8,335.96	
1212832	1706463	9/16/2016	270	7,988.90	
1212784	1706403	9/16/2016	270	7,937.49	
1212838	1706466	9/16/2016	270	7,753.79	
1212741	1706375	9/16/2016	270	7,449.32	
1212744	1706394	9/16/2016	270	7,355.25	
1212776	162700908 AIRS TA	9/16/2016	270	5,597.24	
1212870	1706453	9/16/2016	270	5,550.59	
1212871	1706454	9/16/2016	270	5,262.28	
1212866	1706451	9/16/2016	270	3,553.00	
1212842	1706468	9/16/2016	270	3,460.38	
1212752	1706385	9/16/2016	270	3,076.46	
1212819	1706455	9/16/2016	270	2,643.79	
1212868	1706452	9/16/2016	270	2,461.00	
1212747	1706380	9/16/2016	270	1,857.39	
1212820	1706456	9/16/2016	270	1,187.79	
1212788	1706396	9/16/2016	270	920.00	
1212823	1706458	9/16/2016	270	864.00	
1212834	1706464	9/16/2016	270	667.50	
1212786	1706395	9/16/2016	270	590.00	
1212753	1706386	9/16/2016	270	504.00	
1212790	1706398	9/16/2016	270	459.25	
1212844	1706469	9/16/2016	270	411.74	
1212824	1706459	9/16/2016	270	328.00	
1212821	1706457	9/16/2016	270	288.00	
1212869	1706498	9/16/2016	270	242.50	
1212809	1706423	9/16/2016	270	234.77	
1212826	1706460	9/16/2016	270	233.55	
1212891	1706499	9/16/2016	270	174.60	
1212789	1706397	9/16/2016	270	160.00	
1212827	1706461	9/16/2016	270	150.92	
1212778	1706399	9/16/2016	270	70.00	
1212830	1706462	9/16/2016	270	62.00	
1212781	1706400	9/16/2016	270	22.80	
1212782	1706401	9/16/2016	270	22.80	
1212783	1706402	9/16/2016	270	14.40	
1212780	8006828 EFT REV C	9/16/2016	270		4,161.65
1212761	162700901	9/16/2016	270		2,711,363.82
1212840	162700902	9/16/2016	270		168,137,067.11
1212902	162700916	9/16/2016	270		7,000,000.00
1213503	162700907 AIRS TA	9/19/2016	270	61,837,520.79	
1213524	162700901	9/19/2016	270	24,929,500.00	
1213490	163000904	9/19/2016	270	21,000,000.00	
1213588	Back Out Journal Er	9/19/2016	270	21,000,000.00	
1213527	1706546	9/19/2016	270	1,875,432.04	
1213505	162700909 AIRS DE	9/19/2016	270	1,842,890.71	

Run Date: 12/30/2016
 Run Time: 3:29:09PM

Demand Account Activity

Start Date: 7/1/2016 End Date: 12/30/2016

Page: 91
 User: 0

Jnl. Entry	Ref #	Trx. Date	Ledger	Debit Amount	Credit Amount
1213528	1706547	9/19/2016	270	942,083.10	
1213560	1706580	9/19/2016	270	531,926.09	
1213526	1706545	9/19/2016	270	481,533.01	
1213564	162700904	9/19/2016	270	260,788.00	
1213580	1706585	9/19/2016	270	188,898.12	
1213547	1706568	9/19/2016	270	182,615.20	
1213557	1706577	9/19/2016	270	161,204.40	
1213507	162700902	9/19/2016	270	140,250.71	
1213525	1706544	9/19/2016	270	114,590.77	
1213554	1706575	9/19/2016	270	61,705.13	
1213548	1706569	9/19/2016	270	49,723.94	
1213476	1706518	9/19/2016	270	37,150.00	
1212909	1706500	9/19/2016	270	36,302.62	
1213550	1706571	9/19/2016	270	25,139.50	
1213551	1706572	9/19/2016	270	24,091.50	
1213504	162700908 AIRS TA	9/19/2016	270	20,466.81	
1212910	1706501	9/19/2016	270	19,996.28	
1213477	1706519	9/19/2016	270	17,211.31	
1213558	1706578	9/19/2016	270	9,332.15	
1213559	1706579	9/19/2016	270	9,258.19	
1706549	1706549	9/19/2016	270	8,418.00	
1213530	1706550	9/19/2016	270	6,187.49	
1213553	1706574	9/19/2016	270	4,400.51	
1213552	1706573	9/19/2016	270	4,313.88	
1213522	1706542	9/19/2016	270	4,031.75	
1213549	1706570	9/19/2016	270	3,458.63	
1213539	1706560	9/19/2016	270	2,280.00	
1213537	1706558	9/19/2016	270	2,145.00	
1213518	1706538	9/19/2016	270	1,293.25	
1213520	1706540	9/19/2016	270	1,155.00	
1213555	1706576	9/19/2016	270	939.60	
1213536	1706557	9/19/2016	270	812.50	
1213529	1706553	9/19/2016	270	630.00	
1213538	1706559	9/19/2016	270	495.00	
1213540	1706561	9/19/2016	270	470.00	
1213523	1706543	9/19/2016	270	330.00	
1213541	1706562	9/19/2016	270	298.00	
1213473	1706515	9/19/2016	270	294.00	
1213542	1706563	9/19/2016	270	248.00	
1213521	1706541	9/19/2016	270	210.00	
1213506	162700910 AIRS DE	9/19/2016	270	157.35	
1213519	1706539	9/19/2016	270	120.00	
1213561	1706581	9/19/2016	270	90.00	
1213478	1706522	9/19/2016	270	50.88	
1213543	1706564	9/19/2016	270	33.19	
1213515	1706535	9/19/2016	270	30.40	
1213516	1706536	9/19/2016	270	30.40	
1213517	1706537	9/19/2016	270	19.20	
1213474	1706516	9/19/2016	270	13.08	
1213475	1706517	9/19/2016	270	12.90	
1213544	1706565	9/19/2016	270	11.20	
1213545	1706566	9/19/2016	270	8.00	
1213546	1706567	9/19/2016	270	8.00	
1213510	8006829	9/19/2016	270		15,292.30
1213493	162700901	9/19/2016	270		2,757,000.00
1213563	162700903	9/19/2016	270		49,683,012.74

Run Date: 12/30/2016
 Run Time: 3:29:09PM

Demand Account Activity

Start Date: 7/1/2016 End Date: 12/30/2016

Page: 92
 User: 0

Jnl. Entry	Ref #	Trx. Date	Ledger	Debit Amount	Credit Amount
1213565	162700905	9/19/2016	270		15,809,004.29
1213590	162600901	9/19/2016	270		21,000,000.00
1213589	Correct Journal Entr	9/19/2016	270		46,000,000.00
1213929	162700907 AIRS TA	9/20/2016	270	29,918,174.94	
1213984	162600901	9/20/2016	270	16,000,000.00	
1213912	163000903	9/20/2016	270	12,000,000.00	
1213940	1706639	9/20/2016	270	1,443,479.88	
1214005	162700905	9/20/2016	270	1,015,000.00	
1213994	1706699	9/20/2016	270	750,667.03	
1213993	1706698	9/20/2016	270	176,997.74	
1213915	162700901	9/20/2016	270	175,000.00	
1213610	1706606	9/20/2016	270	170,052.67	
1213606	1706602	9/20/2016	270	161,382.38	
1213957	1706654	9/20/2016	270	119,295.00	
1213956	1706653	9/20/2016	270	115,747.12	
1214022	1706703	9/20/2016	270	111,781.95	
1213941	1706640	9/20/2016	270	97,925.03	
1213996	1706689	9/20/2016	270	80,534.54	
1213917	162700903	9/20/2016	270	41,825.46	
1213607	1706603	9/20/2016	270	22,936.61	
1214000	1706691	9/20/2016	270	22,008.57	
1213608	1706604	9/20/2016	270	20,851.04	
1213930	162700908 AIRS TA	9/20/2016	270	20,221.51	
1214009	162700911	9/20/2016	270	18,351.67	
1213609	1706605	9/20/2016	270	18,340.00	
1214002	1706692	9/20/2016	270	17,594.99	
1213599	1706597	9/20/2016	270	15,554.33	
1213939	1706638	9/20/2016	270	12,877.02	
1213999	1706690	9/20/2016	270	10,379.70	
1213598	1706693	9/20/2016	270	8,672.81	
1213987	1706694	9/20/2016	270	8,606.75	
1214020	1706701	9/20/2016	270	5,278.24	
1213992	1706684	9/20/2016	270	4,990.73	
1213989	1706695	9/20/2016	270	4,083.00	
1213910	1706628	9/20/2016	270	3,822.25	
1213997	1706686	9/20/2016	270	3,802.59	
1213986	1706682	9/20/2016	270	3,275.00	
1213603	1706599	9/20/2016	270	3,064.34	
1213604	1706600	9/20/2016	270	2,844.27	
1213960	1706657	9/20/2016	270	2,775.99	
1214021	1706702	9/20/2016	270	2,583.00	
1213973	1706700	9/20/2016	270	1,112.60	
1213998	1706687	9/20/2016	270	977.49	
1213906	1706625	9/20/2016	270	744.75	
1213937	1706681	9/20/2016	270	570.00	
1213959	1706656	9/20/2016	270	562.33	
1213605	1706601	9/20/2016	270	443.00	
1213990	1706696	9/20/2016	270	410.00	
1214001	1706688	9/20/2016	270	409.00	
1213934	1706634	9/20/2016	270	385.63	
1214026	1706707	9/20/2016	270	375.00	
1213908	1706627	9/20/2016	270	310.00	
1213955	1706652	9/20/2016	270	300.00	
1213931	162700909	9/20/2016	270	248.87	
1213602	1706598	9/20/2016	270	186.60	
1213988	1706683	9/20/2016	270	155.50	

Run Date: 12/30/2016
 Run Time: 3:29:09PM

Demand Account Activity

Page: 93
 User: 0

Start Date: 7/1/2016 End Date: 12/30/2016

Jnl. Entry	Ref #	Trx. Date	Ledger	Debit Amount	Credit Amount
1213995	1706685	9/20/2016	270	150.00	
1213900	1706619	9/20/2016	270	121.25	
1213898	1706618	9/20/2016	270	108.96	
1213991	1706697	9/20/2016	270	67.01	
1213903	1706622	9/20/2016	270	60.80	
1213904	1706623	9/20/2016	270	60.80	
1213901	1706620	9/20/2016	270	50.00	
1213611	1706607	9/20/2016	270	42.00	
1213905	1706624	9/20/2016	270	38.40	
1213907	1706626	9/20/2016	270	20.00	
1213902	1706621	9/20/2016	270	10.00	
1213615	1706609	9/20/2016	270	7.67	
1213923	DFA EFT REV 9/20/	9/20/2016	270		31,624.65
1213916	162700902	9/20/2016	270		1,810,000.00
1213932	162700904	9/20/2016	270		36,615,370.90
1214006	162700906	9/20/2016	270		24,986,795.98
1214003	162700910	9/20/2016	270		18,351.67
1214068	162700901	9/21/2016	270	104,342,000.00	
1214094	162700907 AIRS TA	9/21/2016	270	92,313,305.57	
1214067	163000903	9/21/2016	270	15,000,000.00	
1214472	1706809	9/21/2016	270	5,447,046.45	
1214505	162300902	9/21/2016	270	5,000,000.00	
1214078	1706745	9/21/2016	270	4,803,936.47	
1214081	1706748	9/21/2016	270	3,631,431.27	
1214474	1706810	9/21/2016	270	2,065,743.73	
1214484	1706823	9/21/2016	270	1,979,432.63	
1214502	1706835	9/21/2016	270	1,350,661.99	
1214476	1706811	9/21/2016	270	899,670.71	
1214071	162700904	9/21/2016	270	877,968.30	
1214063	1706740	9/21/2016	270	431,114.29	
1214075	1706742	9/21/2016	270	290,000.00	
1214451	1706789	9/21/2016	270	278,896.93	
1214456	1706793	9/21/2016	270	127,205.40	
1214471	1706808	9/21/2016	270	76,869.78	
1214455	1706792	9/21/2016	270	58,942.78	
1214454	1706791	9/21/2016	270	55,889.40	
1214447	1706784	9/21/2016	270	36,330.00	
1214448	1706785	9/21/2016	270	32,055.45	
1214458	1706795	9/21/2016	270	31,360.00	
1214095	162700908 AIRS TA	9/21/2016	270	28,472.93	
1214498	1706830	9/21/2016	270	25,420.00	
1214080	1706747	9/21/2016	270	24,000.00	
1214520	1706848	9/21/2016	270	22,859.03	
1214453	1706790	9/21/2016	270	21,695.20	
1214467	1706804	9/21/2016	270	18,126.10	
1214082	1706749	9/21/2016	270	17,666.10	
1214079	1706746	9/21/2016	270	13,115.93	
1214490	1706829	9/21/2016	270	11,311.09	
1214450	1706787	9/21/2016	270	11,151.00	
1214449	1706786	9/21/2016	270	8,659.41	
1214488	1706826	9/21/2016	270	7,370.01	
1214457	1706794	9/21/2016	270	6,631.80	
1214452	1706788	9/21/2016	270	6,426.45	
1214524	1706847	9/21/2016	270	3,857.50	
1214430	1706767	9/21/2016	270	3,273.50	
1214052	1706730	9/21/2016	270	2,300.00	

Run Date: 12/30/2016
 Run Time: 3:29:09PM

Demand Account Activity

Page: 94
 User: 0

Start Date: 7/1/2016 End Date: 12/30/2016

Jnl. Entry	Ref #	Trx. Date	Ledger	Debit Amount	Credit Amount
1214041	1706720	9/21/2016	270	2,110.00	
1214438	1706776	9/21/2016	270	2,095.00	
1214048	1706726	9/21/2016	270	1,906.00	
1214096	162700909 AIRS DE	9/21/2016	270	1,684.50	
1214442	1706780	9/21/2016	270	1,435.00	
1214480	1706822	9/21/2016	270	1,092.75	
1214443	1706781	9/21/2016	270	1,038.63	
1214523	1706849	9/21/2016	270	970.00	
1214074	1706741	9/21/2016	270	921.15	
1214055	1706733	9/21/2016	270	857.52	
1214487	1706825	9/21/2016	270	747.40	
1214445	1706783	9/21/2016	270	667.80	
1214053	1706731	9/21/2016	270	620.18	
1214437	1706775	9/21/2016	270	605.00	
1214444	1706782	9/21/2016	270	552.00	
1214098	1706755	9/21/2016	270	525.00	
1214340	1706765	9/21/2016	270	515.00	
1214049	1706727	9/21/2016	270	510.00	
1214051	1706729	9/21/2016	270	458.31	
1214087	1706754	9/21/2016	270	450.00	
1214056	1706734	9/21/2016	270	400.00	
1214100	1706756	9/21/2016	270	375.00	
1214111	1706763	9/21/2016	270	344.50	
1214058	1706736	9/21/2016	270	343.49	
1214054	1706732	9/21/2016	270	331.20	
1214432	1706768	9/21/2016	270	260.00	
1214504	1706845	9/21/2016	270	230.00	
1214042	1706721	9/21/2016	270	174.60	
1214485	1706824	9/21/2016	270	162.75	
1214097	162700910 AIRS DE	9/21/2016	270	141.42	
1214470	1706807	9/21/2016	270	129.25	
1214050	1706728	9/21/2016	270	116.79	
1214428	1706766	9/21/2016	270	100.00	
1214339	1706764	9/21/2016	270	80.00	
1214101	1706757	9/21/2016	270	75.00	
1214468	1706805	9/21/2016	270	62.66	
1214521	1706846	9/21/2016	270	55.25	
1214441	1706779	9/21/2016	270	50.00	
1214469	1706806	9/21/2016	270	39.27	
1214439	1706777	9/21/2016	270	35.75	
1214057	1706735	9/21/2016	270	28.20	
1214525	1706850	9/21/2016	270	21.25	
1214108	1706760	9/21/2016	270	7.60	
1214109	1706761	9/21/2016	270	7.60	
1214110	1706762	9/21/2016	270	4.80	
1214440	1706778	9/21/2016	270	4.00	
1214076	1706743	9/21/2016	270	1.00	
1214077	1706744	9/21/2016	270	1.00	
1214446	DFA EFT REV 9-21	9/21/2016	270		22,230.77
1214103	162700905	9/21/2016	270		219,705,104.42
1214106	162700906	9/21/2016	270		10,093,737.03
1214069	162700902	9/21/2016	270		4,246,000.00
1214070	162700903	9/21/2016	270		4,803,936.47
1214816	162700907 AIRS TA	9/22/2016	270	74,658,458.95	
1214877	1706922	9/22/2016	270	61,767,284.19	
1214785	163000903	9/22/2016	270	17,000,000.00	

Run Date: 12/30/2016
 Run Time: 3:29:09PM

Demand Account Activity

Page: 95
 User: 0

Start Date: 7/1/2016 End Date: 12/30/2016

Jnl. Entry	Ref #	Trx. Date	Ledger	Debit Amount	Credit Amount
1214873	1706918	9/22/2016	270	1,133,137.03	
1214798	1706893	9/22/2016	270	565,592.59	
1214876	1706921	9/22/2016	270	319,543.73	
1214909	1706964	9/22/2016	270	250,000.00	
1214879	1706924	9/22/2016	270	227,235.00	
1214797	162700902	9/22/2016	270	219,470.27	
1214532	1706852	9/22/2016	270	150,000.00	
1214926	1706970	9/22/2016	270	103,772.80	
1214767	1706873	9/22/2016	270	87,559.00	
1214818	162700908 AIRS TA	9/22/2016	270	87,023.87	
1214546	1706866	9/22/2016	270	83,754.91	
1214800	1706894	9/22/2016	270	83,467.50	
1214908	1706953	9/22/2016	270	70,678.76	
1214766	1706872	9/22/2016	270	39,559.24	
1214770	1706876	9/22/2016	270	34,402.58	
1214769	1706875	9/22/2016	270	29,397.57	
1214535	1706855	9/22/2016	270	29,112.30	
1214768	1706874	9/22/2016	270	28,047.12	
1214541	1706861	9/22/2016	270	26,627.29	
1214544	1706864	9/22/2016	270	25,878.41	
1214875	1706920	9/22/2016	270	22,274.14	
1214773	1706879	9/22/2016	270	18,932.32	
1214534	1706854	9/22/2016	270	17,416.25	
1214765	1706871	9/22/2016	270	13,220.41	
1214545	1706865	9/22/2016	270	12,194.87	
1214911	1706967	9/22/2016	270	9,999.99	
1214790	1706885	9/22/2016	270	9,850.25	
1214884	1706929	9/22/2016	270	9,793.00	
1214878	1706923	9/22/2016	270	7,677.25	
1214907	1706952	9/22/2016	270	7,052.15	
1214543	1706863	9/22/2016	270	6,895.67	
1214919	1706965	9/22/2016	270	6,807.28	
1214547	1706867	9/22/2016	270	6,602.71	
1214548	1706868	9/22/2016	270	5,744.38	
1214536	1706856	9/22/2016	270	5,690.25	
1214906	1706951	9/22/2016	270	4,335.59	
1214792	1706887	9/22/2016	270	3,720.00	
1214863	162700904	9/22/2016	270	3,483.33	
1214923	1706969	9/22/2016	270	2,694.56	
1214794	1706889	9/22/2016	270	2,018.00	
1214902	1706948	9/22/2016	270	1,910.00	
1214533	1706853	9/22/2016	270	1,845.08	
1214791	1706886	9/22/2016	270	790.00	
1214903	1706949	9/22/2016	270	735.00	
1214793	1706888	9/22/2016	270	690.00	
1214895	1706947	9/22/2016	270	567.00	
1214538	1706858	9/22/2016	270	525.00	
1214883	1706928	9/22/2016	270	220.00	
1214796	1706890	9/22/2016	270	190.00	
1214874	1706919	9/22/2016	270	167.51	
1214921	1706968	9/22/2016	270	159.43	
1214820	162700909 AIRS DE	9/22/2016	270	159.02	
1214772	1706878	9/22/2016	270	118.56	
1214549	1706870	9/22/2016	270	94.11	
1214904	1706950	9/22/2016	270	55.75	
1214922	1706966	9/22/2016	270	42.90	

Run Date: 12/30/2016
 Run Time: 3:29:09PM

Demand Account Activity

Start Date: 7/1/2016 End Date: 12/30/2016

Page: 96
 User: 0

Jnl. Entry	Ref #	Trx. Date	Ledger	Debit Amount	Credit Amount
1214542	1706862	9/22/2016	270	30.00	
1214781	1706882	9/22/2016	270	22.80	
1214788	1706883	9/22/2016	270	22.80	
1214789	1706884	9/22/2016	270	14.40	
1214771	1706877	9/22/2016	270	14.19	
1214882	1706927	9/22/2016	270	10.00	
1214826	dfa eft rev 9/22/16	9/22/2016	270		18,472.78
1214824	162700903	9/22/2016	270		21,136,556.34
1214868	162700906	9/22/2016	270		12,325,113.65
1214787	162700901	9/22/2016	270		8,829,000.00
1214828	162600901	9/22/2016	270		115,000,000.00
1215382	162600901	9/23/2016	270	113,000,000.00	
1215264	162700901	9/23/2016	270	49,956,642.66	
1214957	163000904	9/23/2016	270	23,000,000.00	
1214960	163000915	9/23/2016	270	18,000,000.00	
1215259	162700907 AIRS TA	9/23/2016	270	16,903,865.32	
1214947	1707038	9/23/2016	270	8,292,368.41	
1215304	1707031	9/23/2016	270	2,498,810.41	
1214951	1707052	9/23/2016	270	1,161,827.82	
1214931	1706975	9/23/2016	270	377,232.00	
1215324	1707049	9/23/2016	270	361,184.72	
1215372	1707097	9/23/2016	270	200,000.00	
1215330	1707056	9/23/2016	270	174,123.73	
1215310	1707035	9/23/2016	270	144,213.89	
1215325	1707050	9/23/2016	270	52,209.35	
1215332	1707059	9/23/2016	270	48,205.87	
1215326	1707051	9/23/2016	270	47,322.33	
1215309	1707034	9/23/2016	270	39,268.00	
1215266	1706992	9/23/2016	270	36,274.93	
1215267	1706993	9/23/2016	270	17,939.40	
1215261	162700908 AIRS TA	9/23/2016	270	16,490.72	
1215327	1707053	9/23/2016	270	12,933.26	
1215308	1707066	9/23/2016	270	12,450.01	
1215262	1706990	9/23/2016	270	10,668.73	
1215323	1707048	9/23/2016	270	10,401.38	
1215265	1706991	9/23/2016	270	8,136.65	
1215275	1707001	9/23/2016	270	7,125.50	
1215321	1707046	9/23/2016	270	5,131.83	
1215344	1707067	9/23/2016	270	4,786.90	
1215322	1707047	9/23/2016	270	4,302.17	
1215374	1707092	9/23/2016	270	3,770.00	
1215331	1707057	9/23/2016	270	3,674.12	
1215345	1707068	9/23/2016	270	3,659.92	
1215305	1707032	9/23/2016	270	2,250.00	
1215263	162700909 AIRS DE	9/23/2016	270	2,147.28	
1215303	1707030	9/23/2016	270	1,561.20	
1215273	1706999	9/23/2016	270	1,475.00	
1215366	1707087	9/23/2016	270	783.44	
1215306	1707033	9/23/2016	270	712.50	
1215329	1707055	9/23/2016	270	700.00	
1215370	1707089	9/23/2016	270	680.00	
1215276	1707002	9/23/2016	270	580.00	
1215271	1706997	9/23/2016	270	450.00	
1215316	1707043	9/23/2016	270	395.17	
1215317	1707044	9/23/2016	270	331.00	
1215274	1707000	9/23/2016	270	280.00	

Run Date: 12/30/2016
 Run Time: 3:29:09PM

Demand Account Activity

Page: 97
 User: 0

Start Date: 7/1/2016 End Date: 12/30/2016

Jnl. Entry	Ref #	Trx. Date	Ledger	Debit Amount	Credit Amount
1215319	1707045	9/23/2016	270	230.00	
1215368	1707088	9/23/2016	270	202.00	
1215328	1707054	9/23/2016	270	184.79	
1215313	1707039	9/23/2016	270	175.00	
1215373	1707091	9/23/2016	270	170.00	
1215314	1707040	9/23/2016	270	140.00	
1214943	1706977	9/23/2016	270	100.00	
1215375	1707094	9/23/2016	270	87.30	
1215272	1706998	9/23/2016	270	70.00	
1215371	1707090	9/23/2016	270	59.50	
1215268	1706994	9/23/2016	270	38.00	
1215269	1706995	9/23/2016	270	38.00	
1215270	1706996	9/23/2016	270	24.00	
1707041	1707041	9/23/2016	270	16.00	
1215312	1707037	9/23/2016	270	15.00	
1215311	1707036	9/23/2016	270	7.50	
1215315	1707042	9/23/2016	270	4.00	
1215199	DFA EFT REV 9/23/	9/23/2016	270		373,325.46
1215363	162700902	9/23/2016	270		233,840,538.49
1215726	162700906	9/26/2016	270	87,300,991.28	
1215714	1707177	9/26/2016	270	39,188,655.48	
1215647	163000904	9/26/2016	270	23,000,000.00	
1215659	162700907 AIRS TA	9/26/2016	270	12,974,440.50	
1215691	1707156	9/26/2016	270	2,465,286.12	
1215405	1707120	9/26/2016	270	2,091,302.00	
1215722	162700903	9/26/2016	270	2,022,540.00	
1215702	1707182	9/26/2016	270	2,000,000.00	
1215719	1707180	9/26/2016	270	1,988,870.57	
1215413	1707114	9/26/2016	270	522,440.73	
1215724	162700905	9/26/2016	270	256,521.61	
1215415	1707115	9/26/2016	270	199,672.54	
1215693	1707161	9/26/2016	270	195,107.50	
1215414	1707126	9/26/2016	270	134,309.44	
1215686	1707152	9/26/2016	270	45,375.36	
1215406	1707121	9/26/2016	270	39,074.72	
1215695	1707158	9/26/2016	270	38,639.98	
1215398	1707116	9/26/2016	270	36,988.80	
1215660	162700908 AIRS TA	9/26/2016	270	30,212.15	
1215401	1707117	9/26/2016	270	28,000.00	
1215694	1707157	9/26/2016	270	27,841.32	
1215412	1707125	9/26/2016	270	20,659.63	
1215689	1707153	9/26/2016	270	18,026.33	
1215402	1707118	9/26/2016	270	16,175.58	
1215696	1707162	9/26/2016	270	15,614.00	
1215718	1707179	9/26/2016	270	13,242.56	
1215698	1707163	9/26/2016	270	11,024.60	
1215408	1707122	9/26/2016	270	9,585.32	
1215690	1707154	9/26/2016	270	8,981.84	
1215732	1707189	9/26/2016	270	8,537.25	
1215699	1707164	9/26/2016	270	6,675.04	
1215670	1707136	9/26/2016	270	6,376.75	
1215701	1707165	9/26/2016	270	5,483.00	
1215703	1707166	9/26/2016	270	5,466.50	
1215669	1707135	9/26/2016	270	4,624.66	
1215717	1707178	9/26/2016	270	4,355.03	
1215396	1707107	9/26/2016	270	3,891.00	

Run Date: 12/30/2016
 Run Time: 3:29:09PM

Demand Account Activity

Page: 98
 User: 0

Start Date: 7/1/2016 End Date: 12/30/2016

Jnl. Entry	Ref #	Trx. Date	Ledger	Debit Amount	Credit Amount
1215404	1707119	9/26/2016	270	3,849.21	
1215387	1707099	9/26/2016	270	3,555.00	
1215409	1707123	9/26/2016	270	3,000.00	
1215400	1707110	9/26/2016	270	1,582.00	
1215697	1707159	9/26/2016	270	1,540.00	
1215704	1707167	9/26/2016	270	1,289.13	
1215674	1707140	9/26/2016	270	1,206.75	
1215672	1707138	9/26/2016	270	1,175.00	
1215411	1707124	9/26/2016	270	1,012.97	
1215705	1707168	9/26/2016	270	709.74	
1215706	1707169	9/26/2016	270	576.00	
1215700	1707160	9/26/2016	270	560.00	
1215671	1707137	9/26/2016	270	530.00	
1215683	1707170	9/26/2016	270	513.25	
1215707	1707171	9/26/2016	270	437.00	
1215403	1707111	9/26/2016	270	301.50	
1215673	1707139	9/26/2016	270	220.00	
1215709	1707172	9/26/2016	270	210.00	
1215710	1707173	9/26/2016	270	150.34	
1215675	1707141	9/26/2016	270	110.00	
1215661	16270909 AIRS DSI	9/26/2016	270	96.59	
1215711	1707174	9/26/2016	270	91.29	
1215410	1707113	9/26/2016	270	65.47	
1215712	1707175	9/26/2016	270	34.62	
1215692	1707155	9/26/2016	270	21.25	
1215713	1707176	9/26/2016	270	12.00	
1215676	1707142	9/26/2016	270	7.60	
1215677	1707143	9/26/2016	270	7.60	
1215678	1707144	9/26/2016	270	4.80	
1215407	1707112	9/26/2016	270	4.25	
1215682	DFA EFT REV 9/26/	9/26/2016	270		93,133.79
1215679	162700902	9/26/2016	270		88,179,848.95
1215723	162700904	9/26/2016	270		2,022,540.00
1215738	162700910	9/26/2016	270		2,408.00
1215649	162700901	9/26/2016	270		67,612,000.00
1215742	162600901	9/26/2016	270		17,000,000.00
1216138	162600901	9/27/2016	270	41,000,000.00	
1216052	162700907 AIRS TA	9/27/2016	270	32,630,566.34	
1216030	163000903	9/27/2016	270	23,000,000.00	
1216124	1707274	9/27/2016	270	13,280,133.23	
1216109	1707261	9/27/2016	270	2,555,404.71	
1216060	1707262	9/27/2016	270	1,771,181.17	
1216024	1707198	9/27/2016	270	1,400,000.00	
1216088	1707240	9/27/2016	270	1,367,699.60	
1216105	1707257	9/27/2016	270	483,887.92	
1216123	1707273	9/27/2016	270	380,894.17	
1216100	1707252	9/27/2016	270	354,627.33	
1216178	1707318	9/27/2016	270	200,000.00	
1216101	1707253	9/27/2016	270	193,872.89	
1216102	1707254	9/27/2016	270	132,551.16	
1216085	1707237	9/27/2016	270	99,557.64	
1216043	1707209	9/27/2016	270	92,882.35	
1216104	1707256	9/27/2016	270	84,694.01	
1216057	1707213	9/27/2016	270	69,373.00	
1216045	1707210	9/27/2016	270	68,250.00	
1216111	1707263	9/27/2016	270	66,773.07	

Run Date: 12/30/2016
 Run Time: 3:29:09PM

Demand Account Activity

Start Date: 7/1/2016 End Date: 12/30/2016

Page: 99
 User: 0

Jnl. Entry	Ref #	Trx. Date	Ledger	Debit Amount	Credit Amount
1216096	1707248	9/27/2016	270	60,304.75	
1216098	1707250	9/27/2016	270	53,027.41	
1216165	1707309	9/27/2016	270	52,019.78	
1216099	1707251	9/27/2016	270	43,354.65	
1216025	1707199	9/27/2016	270	40,261.84	
1216053	162700908 AIRS TA	9/27/2016	270	34,894.68	
1216106	1707258	9/27/2016	270	29,074.84	
1216151	1707295	9/27/2016	270	23,626.42	
1216033	1707204	9/27/2016	270	23,590.87	
1216040	1707208	9/27/2016	270	16,868.56	
1216034	1707205	9/27/2016	270	13,389.72	
1216108	1707260	9/27/2016	270	9,327.50	
1216029	1707202	9/27/2016	270	8,227.61	
1216031	1707203	9/27/2016	270	7,895.93	
1216107	1707259	9/27/2016	270	5,470.48	
1216152	1707296	9/27/2016	270	4,589.28	
1216037	1707206	9/27/2016	270	4,535.93	
1216163	1707307	9/27/2016	270	3,492.50	
1216147	1707291	9/27/2016	270	3,157.00	
1216095	1707247	9/27/2016	270	2,643.88	
1216047	1707212	9/27/2016	270	2,619.00	
1216103	1707255	9/27/2016	270	2,479.81	
1216086	1707238	9/27/2016	270	2,370.00	
1216155	1707299	9/27/2016	270	1,677.41	
1216027	1707201	9/27/2016	270	1,485.00	
1216148	1707292	9/27/2016	270	1,447.00	
1216150	1707294	9/27/2016	270	1,230.00	
1216093	1707245	9/27/2016	270	974.57	
1216159	1707303	9/27/2016	270	910.00	
1216113	1707264	9/27/2016	270	870.17	
1216161	1707305	9/27/2016	270	746.75	
1216087	1707239	9/27/2016	270	580.00	
1216167	1707310	9/27/2016	270	441.50	
1216094	1707246	9/27/2016	270	404.00	
1216164	1707308	9/27/2016	270	300.00	
1216097	1707249	9/27/2016	270	269.30	
1216154	1707298	9/27/2016	270	239.02	
1216055	1692700910 AIRS D	9/27/2016	270	218.44	
1216090	1707242	9/27/2016	270	172.23	
1216160	1707304	9/27/2016	270	170.00	
1216054	162700909 AIRS D€	9/27/2016	270	154.06	
1216115	1707265	9/27/2016	270	133.86	
1216091	1707243	9/27/2016	270	125.00	
1216089	1707241	9/27/2016	270	119.75	
1216162	1707306	9/27/2016	270	110.00	
1216092	1707244	9/27/2016	270	106.68	
1216039	1707207	9/27/2016	270	103.21	
1216149	1707293	9/27/2016	270	50.00	
1216156	1707300	9/27/2016	270	22.80	
1216157	1707301	9/27/2016	270	22.80	
1216158	1707302	9/27/2016	270	14.40	
1216153	1707297	9/27/2016	270	13.08	
1216026	1707200	9/27/2016	270	1.00	
1216063	DFA EFT REV 9-27-	9/27/2016	270		41,166.25
1216062	162700902	9/27/2016	270		42,663,761.64
1216133	162700903	9/27/2016	270		70,607,886.91

Run Date: 12/30/2016
 Run Time: 3:29:09PM

Demand Account Activity

Page: 100
 User: 0

Start Date: 7/1/2016 End Date: 12/30/2016

Jnl. Entry	Ref #	Trx. Date	Ledger	Debit Amount	Credit Amount
1216035	162700901	9/27/2016	270		6,213,000.00
1216527	162700904	9/28/2016	270	213,523,000.00	
1216520	162700907 AIRS TA	9/28/2016	270	43,181,194.27	
1216492	163000904	9/28/2016	270	21,000,000.00	
1216494	162700901	9/28/2016	270	15,000,000.00	
1216571	1707411	9/28/2016	270	10,340,451.42	
1216213	1707350	9/28/2016	270	3,692,435.92	
1216584	1707421	9/28/2016	270	3,390,000.00	
1216560	1707400	9/28/2016	270	2,907,878.13	
1216218	1707355	9/28/2016	270	1,163,700.50	
1216558	1707398	9/28/2016	270	1,059,239.16	
1216565	1707402	9/28/2016	270	709,506.27	
1216564	1707401	9/28/2016	270	697,121.10	
1216617	1707439	9/28/2016	270	523,489.11	
1216551	1707393	9/28/2016	270	233,027.84	
1216219	1707356	9/28/2016	270	220,300.00	
1216209	1707347	9/28/2016	270	66,726.26	
1216208	1707346	9/28/2016	270	63,750.00	
1216546	1707388	9/28/2016	270	48,574.79	
1216547	1707389	9/28/2016	270	44,569.72	
1216521	162700908 AIRS TA	9/28/2016	270	40,691.06	
1216495	1707358	9/28/2016	270	32,284.00	
1216574	1707414	9/28/2016	270	30,000.00	
1216548	1707390	9/28/2016	270	28,583.39	
1216583	1707420	9/28/2016	270	27,282.04	
1216549	1707391	9/28/2016	270	23,858.40	
1216211	1707349	9/28/2016	270	21,278.95	
1216215	1707352	9/28/2016	270	19,418.98	
1216216	1707353	9/28/2016	270	11,500.00	
1216217	1707354	9/28/2016	270	11,449.44	
1216184	1707325	9/28/2016	270	11,335.42	
1216525	162700911 AIRS DE	9/28/2016	270	10,185.00	
1216613	1707436	9/28/2016	270	9,180.00	
1216518	1707369	9/28/2016	270	8,082.83	
1216542	1707384	9/28/2016	270	7,637.62	
1216618	1707441	9/28/2016	270	6,086.75	
1216550	1707392	9/28/2016	270	4,697.60	
1216543	1707385	9/28/2016	270	4,214.88	
1216516	1707367	9/28/2016	270	4,181.75	
1216569	1707409	9/28/2016	270	3,897.75	
1216190	1707328	9/28/2016	270	3,889.87	
1216528	1707377	9/28/2016	270	3,785.22	
1216193	1707331	9/28/2016	270	2,862.93	
1216544	1707386	9/28/2016	270	2,792.00	
1216611	1707434	9/28/2016	270	2,356.60	
1216545	1707387	9/28/2016	270	1,832.23	
1216538	1707380	9/28/2016	270	1,400.00	
1216514	1707365	9/28/2016	270	895.00	
1216522	162700909 AIRS C	9/28/2016	270	678.75	
1216207	1707345	9/28/2016	270	670.00	
1216539	1707381	9/28/2016	270	655.00	
1216513	1707364	9/28/2016	270	571.50	
1216194	1707332	9/28/2016	270	432.62	
1216214	1707351	9/28/2016	270	420.43	
1216540	1707382	9/28/2016	270	375.00	
1216206	1707344	9/28/2016	270	361.25	

Run Date: 12/30/2016
 Run Time: 3:29:09PM

Demand Account Activity

Start Date: 7/1/2016 End Date: 12/30/2016

Page: 101
 User: 0

Jnl. Entry	Ref #	Trx. Date	Ledger	Debit Amount	Credit Amount
1216191	1707329	9/28/2016	270	342.68	
1216180	1707321	9/28/2016	270	330.00	
1216517	1707368	9/28/2016	270	330.00	
1216563	1707440	9/28/2016	270	300.00	
1216541	1707383	9/28/2016	270	288.00	
1216537	1707379	9/28/2016	270	231.56	
1216188	1707327	9/28/2016	270	176.50	
1216192	1707330	9/28/2016	270	172.46	
1216515	1707366	9/28/2016	270	170.00	
1216572	1707412	9/28/2016	270	90.00	
1216575	1707415	9/28/2016	270	90.00	
1216570	1707410	9/28/2016	270	83.01	
1216559	1707399	9/28/2016	270	82.44	
1216210	1707348	9/28/2016	270	79.30	
1216512	1707363	9/28/2016	270	50.00	
1216502	1707360	9/28/2016	270	45.60	
1216510	1707361	9/28/2016	270	45.60	
1216186	1707326	9/28/2016	270	43.65	
1216616	1707438	9/28/2016	270	40.00	
1216511	1707362	9/28/2016	270	28.80	
1216523	162700910 AIRS DE	9/28/2016	270	5.00	
1216612	1707435	9/28/2016	270	4.25	
1216615	1707437	9/28/2016	270	4.25	
1216573	1707413	9/28/2016	270	3.00	
1216504	DFA EFT REV 9/28/	9/28/2016	270		2,905.47
1216496	162700902	9/28/2016	270		2,629,000.00
1216498	162700903	9/28/2016	270		3,692,435.92
1216536	162700907	9/28/2016	270		90,806,894.12
1216578	162600901	9/28/2016	270		221,000,000.00
1217713	162700903	9/29/2016	270	263,044,344.21	
1217779	1707562	9/29/2016	270	57,768,281.70	
1217790	1707563	9/29/2016	270	8,824,255.32	
1217681	162700907 AIRS TA	9/29/2016	270	5,573,309.34	
1217775	1707550	9/29/2016	270	895,190.21	
1217795	1707568	9/29/2016	270	819,406.48	
1217659	1707460	9/29/2016	270	815,174.47	
1217661	1707461	9/29/2016	270	805,900.34	
1217736	1707511	9/29/2016	270	379,183.50	
1217786	1707558	9/29/2016	270	367,146.44	
1217693	1707477	9/29/2016	270	258,443.00	
1217735	1707510	9/29/2016	270	238,215.00	
1217663	1707462	9/29/2016	270	163,942.85	
1217656	1707457	9/29/2016	270	126,000.00	
1217670	162700901	9/29/2016	270	105,000.00	
1217682	162700908 AIRS TA	9/29/2016	270	100,790.41	
1217787	1707559	9/29/2016	270	100,000.00	
1217692	1707476	9/29/2016	270	80,065.00	
1217785	1707557	9/29/2016	270	79,555.35	
1217705	1707486	9/29/2016	270	65,024.82	
1217774	1707549	9/29/2016	270	59,237.47	
1217664	1707463	9/29/2016	270	55,680.58	
1217701	1707482	9/29/2016	270	49,560.76	
1217697	1707479	9/29/2016	270	45,656.87	
1217796	1707569	9/29/2016	270	34,000.00	
1217666	1707464	9/29/2016	270	28,107.85	
1217788	1707560	9/29/2016	270	25,423.04	

Run Date: 12/30/2016
 Run Time: 3:29:09PM

Demand Account Activity

Page: 102
 User: 0

Start Date: 7/1/2016 End Date: 12/30/2016

Jnl. Entry	Ref #	Trx. Date	Ledger	Debit Amount	Credit Amount
1217794	1707567	9/29/2016	270	20,647.34	
1217733	1707508	9/29/2016	270	15,379.50	
1217699	1707481	9/29/2016	270	14,025.00	
1217750	1707525	9/29/2016	270	12,667.80	
1217778	1707553	9/29/2016	270	11,986.46	
1217720	1707496	9/29/2016	270	11,180.74	
1217704	1707485	9/29/2016	270	10,755.00	
1217712	1707554	9/29/2016	270	9,351.82	
1217722	1707497	9/29/2016	270	9,039.17	
1217783	1707555	9/29/2016	270	7,776.40	
1217784	1707556	9/29/2016	270	5,476.45	
1217751	1707526	9/29/2016	270	5,009.50	
1217718	1707495	9/29/2016	270	4,450.00	
1217754	1707529	9/29/2016	270	3,313.86	
1217698	1707480	9/29/2016	270	3,284.25	
1217725	1707500	9/29/2016	270	2,957.11	
1217752	1707527	9/29/2016	270	2,594.00	
1217731	1707506	9/29/2016	270	2,280.00	
1217703	1707484	9/29/2016	270	2,227.25	
1217729	1707504	9/29/2016	270	2,224.00	
1217753	1707528	9/29/2016	270	2,182.26	
1217741	1707516	9/29/2016	270	2,065.00	
1217734	1707509	9/29/2016	270	1,220.00	
1217776	1707551	9/29/2016	270	1,216.26	
1217747	1707522	9/29/2016	270	1,195.38	
1217777	1707552	9/29/2016	270	1,072.97	
1217657	1707458	9/29/2016	270	1,060.00	
1217723	1707498	9/29/2016	270	900.00	
1217740	1707515	9/29/2016	270	712.50	
1217702	1707483	9/29/2016	270	630.00	
1216630	1707448	9/29/2016	270	517.96	
1217748	1707523	9/29/2016	270	459.00	
1217696	1707478	9/29/2016	270	450.00	
1217683	162700909 AIRS DE	9/29/2016	270	448.83	
1217732	1707507	9/29/2016	270	420.00	
1216629	1707447	9/29/2016	270	375.00	
1217711	1707494	9/29/2016	270	300.00	
1217668	1707466	9/29/2016	270	292.27	
1217730	1707505	9/29/2016	270	230.00	
1217749	1707524	9/29/2016	270	197.53	
1217724	1707499	9/29/2016	270	185.27	
1217742	1707517	9/29/2016	270	181.75	
1216628	1707446	9/29/2016	270	170.00	
1217798	1707571	9/29/2016	270	72.00	
1217743	1707518	9/29/2016	270	34.02	
1217744	1707519	9/29/2016	270	16.00	
1217745	1707520	9/29/2016	270	16.00	
1217746	1707521	9/29/2016	270	16.00	
1217726	1707501	9/29/2016	270	15.20	
1217727	1707502	9/29/2016	270	15.20	
1217728	1707503	9/29/2016	270	9.60	
1217658	1707459	9/29/2016	270	4.25	
1217789	1707561	9/29/2016	270	0.53	
1217688	8006853	9/29/2016	270		1,900.75
1217671	162700902	9/29/2016	270		1,722,000.00
1217721	162700904	9/29/2016	270		200,742,339.45

Run Date: 12/30/2016
Run Time: 3:29:09PM

Demand Account Activity

Start Date: 7/1/2016 End Date: 12/30/2016

Page: 103
User: 0

Jnl. Entry	Ref #	Trx. Date	Ledger	Debit Amount	Credit Amount
1217809	162700907	9/29/2016	270		139,000,000.00
1218236	1727024	9/30/2016	270	125,396,839.55	
1217865	1727016	9/30/2016	270	31,000,000.00	
1218153	1707668	9/30/2016	270	2,644,857.06	
1217860	1727015	9/30/2016	270	2,000,000.00	
1218152	1707667	9/30/2016	270	1,618,548.10	
1218213	172700903airs eft	9/30/2016	270	1,314,162.14	
1218225	1727017	9/30/2016	270	1,000,000.00	
1217850	1707613	9/30/2016	270	879,501.00	
1218173	1707688	9/30/2016	270	878,160.47	
1218232	1727020	9/30/2016	270	512,313.89	
1217848	1707612	9/30/2016	270	400,000.00	
1217881	1707643	9/30/2016	270	249,068.85	
1217846	1707610	9/30/2016	270	238,725.56	
1218154	1707669	9/30/2016	270	209,178.81	
1218226	1727002	9/30/2016	270	94,419.35	
1217844	1707608	9/30/2016	270	89,810.00	
1217882	1707644	9/30/2016	270	53,035.74	
1218172	1707687	9/30/2016	270	33,177.22	
1217851	1707614	9/30/2016	270	25,229.12	
1217883	1707645	9/30/2016	270	25,137.97	
1218215	172700904AIRS CC	9/30/2016	270	22,904.53	
1218176	1707689	9/30/2016	270	15,479.36	
1218171	1707686	9/30/2016	270	10,729.75	
1217847	1707611	9/30/2016	270	9,800.00	
1217820	1707587	9/30/2016	270	7,630.00	
1218168	1707683	9/30/2016	270	4,750.75	
1217874	1707636	9/30/2016	270	3,750.00	
1217884	1707646	9/30/2016	270	3,405.52	
1218156	1707671	9/30/2016	270	2,853.35	
1218170	1707685	9/30/2016	270	2,675.19	
1218165	1707680	9/30/2016	270	2,657.00	
1217810	1707577	9/30/2016	270	2,500.00	
1217875	1707637	9/30/2016	270	2,426.91	
1217870	1707632	9/30/2016	270	2,387.28	
1217869	1707631	9/30/2016	270	1,645.00	
1217876	1707638	9/30/2016	270	1,634.98	
1218177	1707690	9/30/2016	270	1,408.56	
1218166	1707681	9/30/2016	270	1,255.00	
1217817	1707584	9/30/2016	270	1,100.00	
1217811	1707578	9/30/2016	270	1,030.00	
1217877	1707639	9/30/2016	270	989.77	
1218163	1707678	9/30/2016	270	969.50	
1217867	1707629	9/30/2016	270	815.00	
1217814	1707581	9/30/2016	270	740.00	
1217835	1707602	9/30/2016	270	740.00	
1217813	1707580	9/30/2016	270	710.00	
1217842	1707607	9/30/2016	270	540.00	
1217878	1707640	9/30/2016	270	535.00	
1217812	1707579	9/30/2016	270	500.00	
1218186	1707698	9/30/2016	270	450.00	
1217818	1707585	9/30/2016	270	430.00	
1217868	1707630	9/30/2016	270	424.58	
1217816	1707583	9/30/2016	270	400.00	
1217834	1707601	9/30/2016	270	390.25	
1217825	1707592	9/30/2016	270	383.32	

Run Date: 12/30/2016
 Run Time: 3:29:09PM

Demand Account Activity

Page: 104
 User: 0

Start Date: 7/1/2016 End Date: 12/30/2016

Jnl. Entry	Ref #	Trx. Date	Ledger	Debit Amount	Credit Amount
1217815	1707582	9/30/2016	270	375.00	
1218169	1707684	9/30/2016	270	370.00	
1217830	1707597	9/30/2016	270	350.35	
1217831	1707598	9/30/2016	270	331.96	
1217836	1707603	9/30/2016	270	302.00	
1218188	1707699	9/30/2016	270	300.00	
1218167	1707682	9/30/2016	270	230.00	
1217879	1707641	9/30/2016	270	223.00	
1218183	1707696	9/30/2016	270	150.00	
1218189	1707700	9/30/2016	270	150.00	
1217832	1707599	9/30/2016	270	112.97	
1217845	1707609	9/30/2016	270	77.75	
1218184	1707697	9/30/2016	270	75.00	
1218190	1707701	9/30/2016	270	75.00	
1218157	1707672	9/30/2016	270	56.84	
1217833	1707600	9/30/2016	270	54.38	
1217819	1707586	9/30/2016	270	50.00	
1218164	1707679	9/30/2016	270	40.00	
1217880	1707642	9/30/2016	270	38.22	
1217871	1707633	9/30/2016	270	33.00	
1218160	1707675	9/30/2016	270	30.40	
1218161	1707676	9/30/2016	270	30.40	
1218155	1707670	9/30/2016	270	30.00	
1217872	1707634	9/30/2016	270	24.01	
1217829	1707596	9/30/2016	270	22.77	
1217826	1707593	9/30/2016	270	20.08	
1217827	1707594	9/30/2016	270	19.89	
1217828	1707595	9/30/2016	270	19.27	
1218162	1707677	9/30/2016	270	19.20	
1218159	1707674	9/30/2016	270	12.75	
1217873	1707635	9/30/2016	270	11.20	
1218158	1707673	9/30/2016	270	10.57	
1217849	8006870 EFT REV C	9/30/2016	270		2,269.00
1218237	1727025	9/30/2016	270		167,519,574.64
1218222	1727001	9/30/2016	270		1,152,292.27
1218783	162601001	10/3/2016	270	350,000,000.00	
1218789	1707763	10/3/2016	270	5,455,438.43	
1218791	1707772	10/3/2016	270	3,556,000.00	
1218792	1707764	10/3/2016	270	1,317,023.35	
1218275	1707730	10/3/2016	270	750,000.00	
1218282	162701001	10/3/2016	270	590,000.00	
1218793	1707765	10/3/2016	270	487,450.00	
1218289	1707737	10/3/2016	270	243,484.17	
1218770	1707744	10/3/2016	270	209,888.43	
1218786	1707758	10/3/2016	270	140,333.95	
1218277	1707731	10/3/2016	270	134,601.69	
1218787	1707759	10/3/2016	270	82,131.90	
1218796	1707768	10/3/2016	270	54,070.86	
1218290	1707738	10/3/2016	270	53,066.62	
1218809	1707773	10/3/2016	270	46,103.57	
1218772	1707745	10/3/2016	270	29,273.06	
1218797	1707769	10/3/2016	270	26,371.24	
1218273	1707729	10/3/2016	270	17,065.00	
1218270	1707727	10/3/2016	270	11,126.00	
1218769	1707743	10/3/2016	270	9,392.46	
1218788	1707760	10/3/2016	270	8,566.56	

Run Date: 12/30/2016
 Run Time: 3:29:09PM

Demand Account Activity

Page: 105
 User: 0

Start Date: 7/1/2016 End Date: 12/30/2016

Jnl. Entry	Ref #	Trx. Date	Ledger	Debit Amount	Credit Amount
1218773	1707746	10/3/2016	270	8,480.07	
1218272	1707728	10/3/2016	270	6,959.75	
1218777	1707750	10/3/2016	270	5,295.60	
1218291	1707739	10/3/2016	270	4,273.97	
1218279	1707735	10/3/2016	270	3,362.19	
1218780	1707752	10/3/2016	270	1,855.00	
1218779	1707751	10/3/2016	270	650.00	
1218288	1707736	10/3/2016	270	302.66	
1218794	1707766	10/3/2016	270	260.40	
1218776	1707749	10/3/2016	270	215.25	
1218774	1707747	10/3/2016	270	66.83	
1218795	1707767	10/3/2016	270	46.03	
1218775	1707748	10/3/2016	270	15.28	
1218283	162701002	10/3/2016	270		1,284,776.19
1218802	162701003	10/3/2016	270		23,117,226.08
1218803	162701004	10/3/2016	270		335,514,605.46
1219180	162601001	10/4/2016	270	35,000,000.00	
1219115	163001004	10/4/2016	270	20,000,000.00	
1219128	162701007 AIRS TA	10/4/2016	270	7,684,388.52	
1219125	1707835	10/4/2016	270	6,088,832.47	
1219118	162701001	10/4/2016	270	2,569,552.38	
1219135	1707836	10/4/2016	270	2,087,155.79	
1219196	1707891	10/4/2016	270	838,322.77	
1219139	1707842	10/4/2016	270	103,300.79	
1219129	162701008 AIRS TA	10/4/2016	270	58,032.83	
1219131	162701010 AIRS DE	10/4/2016	270	54,970.56	
1219117	1707831	10/4/2016	270	46,724.50	
1219200	1707894	10/4/2016	270	37,840.00	
1218828	1707791	10/4/2016	270	30,876.82	
1219167	1707877	10/4/2016	270	21,659.96	
1218829	1707792	10/4/2016	270	16,535.94	
1218826	1707790	10/4/2016	270	16,396.06	
1218813	1707778	10/4/2016	270	12,775.00	
1219105	1707830	10/4/2016	270	12,360.49	
1219187	1707882	10/4/2016	270	10,341.22	
1219183	1707878	10/4/2016	270	10,291.28	
1219192	1707885	10/4/2016	270	9,680.00	
1219198	1707892	10/4/2016	270	7,749.00	
1219199	1707893	10/4/2016	270	7,724.61	
1218818	1707810	10/4/2016	270	5,119.75	
1218832	1707795	10/4/2016	270	4,943.06	
1219078	1707796	10/4/2016	270	4,510.66	
1219093	1707819	10/4/2016	270	3,612.75	
1218814	1707779	10/4/2016	270	3,284.25	
1219121	1707833	10/4/2016	270	2,820.00	
1219100	1707812	10/4/2016	270	2,270.50	
1218815	1707780	10/4/2016	270	2,080.00	
1219188	1707883	10/4/2016	270	1,787.60	
1219145	1707846	10/4/2016	270	1,611.80	
1219171	1707870	10/4/2016	270	1,524.60	
1219193	1707886	10/4/2016	270	1,397.00	
1219119	1707832	10/4/2016	270	1,350.00	
1219186	1707881	10/4/2016	270	1,209.00	
1219106	1707814	10/4/2016	270	1,040.00	
1219095	1707821	10/4/2016	270	925.00	
1219123	1707834	10/4/2016	270	776.27	

Run Date: 12/30/2016
 Run Time: 3:29:09PM

Demand Account Activity

Page: 106
 User: 0

Start Date: 7/1/2016 End Date: 12/30/2016

Jnl. Entry	Ref #	Trx. Date	Ledger	Debit Amount	Credit Amount
1219146	1707847	10/4/2016	270	710.00	
1219098	1707823	10/4/2016	270	593.75	
1219130	162701009 AIRS D€	10/4/2016	270	559.58	
1219185	1707880	10/4/2016	270	530.00	
1219096	1707811	10/4/2016	270	410.00	
1218825	1707789	10/4/2016	270	363.92	
1219094	1707820	10/4/2016	270	290.00	
1219107	1707815	10/4/2016	270	190.00	
1219097	1707822	10/4/2016	270	170.00	
1219104	1707813	10/4/2016	270	85.00	
1219099	1707824	10/4/2016	270	80.00	
1219184	1707879	10/4/2016	270	68.18	
1219190	1707884	10/4/2016	270	56.96	
1219108	1707816	10/4/2016	270	22.80	
1219109	1707817	10/4/2016	270	22.80	
1219091	1707818	10/4/2016	270	14.40	
1219147	1707848	10/4/2016	270	10.00	
1219101	1707825	10/4/2016	270	7.60	
1219102	1707826	10/4/2016	270	7.60	
1219103	1707827	10/4/2016	270	4.80	
1219134	162701002	10/4/2016	270		55,607,671.25
1219175	162701003	10/4/2016	270		22,315,211.10
1219607	162601001	10/5/2016	270	23,000,000.00	
1219506	162701007 AIRS TA	10/5/2016	270	14,932,408.96	
1219567	1707963	10/5/2016	270	5,405,246.91	
1219512	162701002	10/5/2016	270	2,779,027.78	
1219214	1707905	10/5/2016	270	2,682,531.79	
1219568	1707964	10/5/2016	270	1,949,567.89	
1219566	1707962	10/5/2016	270	1,889,973.55	
1219608	162301001	10/5/2016	270	1,000,000.00	
1219592	1707987	10/5/2016	270	985,693.34	
1219494	1707909	10/5/2016	270	533,444.97	
1219496	1707910	10/5/2016	270	393,053.67	
1219569	1707965	10/5/2016	270	384,626.12	
1219488	1707906	10/5/2016	270	240,996.01	
1219498	1707911	10/5/2016	270	200,000.00	
1219206	1707900	10/5/2016	270	112,690.00	
1219554	1707951	10/5/2016	270	79,593.61	
1219511	162701010 AIRS D€	10/5/2016	270	54,003.49	
1219541	1707940	10/5/2016	270	41,833.46	
1219591	1707985	10/5/2016	270	28,073.20	
1219508	162701008 AIRS TA	10/5/2016	270	24,815.47	
1219570	1707966	10/5/2016	270	21,308.26	
1219542	1707941	10/5/2016	270	18,863.84	
1219544	1707942	10/5/2016	270	18,316.83	
1219545	1707943	10/5/2016	270	10,001.27	
1219596	1707988	10/5/2016	270	9,668.67	
1219546	1707944	10/5/2016	270	9,393.84	
1219538	1707939	10/5/2016	270	7,634.53	
1219501	1707912	10/5/2016	270	7,566.20	
1219547	1707945	10/5/2016	270	5,842.13	
1219530	1707932	10/5/2016	270	4,131.75	
1219548	1707946	10/5/2016	270	3,114.20	
1219551	1707949	10/5/2016	270	2,070.00	
1219490	1707907	10/5/2016	270	1,500.00	
1219503	1707913	10/5/2016	270	1,344.56	

Run Date: 12/30/2016
 Run Time: 3:29:09PM

Demand Account Activity

Start Date: 7/1/2016 End Date: 12/30/2016

Page: 107
 User: 0

Jnl. Entry	Ref #	Trx. Date	Ledger	Debit Amount	Credit Amount
1219533	1707934	10/5/2016	270	1,270.00	
1219505	1707914	10/5/2016	270	925.00	
1219492	1707908	10/5/2016	270	575.00	
1219535	1707936	10/5/2016	270	480.00	
1219600	1707993	10/5/2016	270	349.20	
1219549	1707947	10/5/2016	270	339.50	
1219532	1707933	10/5/2016	270	330.00	
1219510	162701009 AIRS DE	10/5/2016	270	321.51	
1219552	1707950	10/5/2016	270	265.00	
1219534	1707935	10/5/2016	270	230.00	
1219610	1707994	10/5/2016	270	97.00	
1219550	1707948	10/5/2016	270	42.00	
1219583	1707979	10/5/2016	270	21.40	
1219536	1707937	10/5/2016	270	20.00	
1219584	1707980	10/5/2016	270	20.00	
1219507	1707915	10/5/2016	270	4.25	
1219516	8006873	10/5/2016	270		40,110.92
1219543	162701003	10/5/2016	270		56,102,835.79
1219491	162701001	10/5/2016	270		533,444.97
1219902	162701001	10/6/2016	270	62,269,644.72	
1219935	1708065	10/6/2016	270	52,929,234.36	
1219865	162701007 AIRS TA	10/6/2016	270	6,731,566.52	
1219952	1708066	10/6/2016	270	3,034,386.89	
1219947	1708061	10/6/2016	270	2,361,286.53	
1219998	1708117	10/6/2016	270	1,653,000.00	
1219980	1708103	10/6/2016	270	285,819.69	
1219978	1708090	10/6/2016	270	207,680.72	
1219913	1708041	10/6/2016	270	156,455.00	
1219909	1708037	10/6/2016	270	145,147.50	
1220004	1708124	10/6/2016	270	84,820.84	
1219871	1708003	10/6/2016	270	84,789.84	
1219910	1708038	10/6/2016	270	80,437.50	
1219953	1708067	10/6/2016	270	74,259.17	
1219866	162701008 AIRS TA	10/6/2016	270	70,944.06	
1219914	1708042	10/6/2016	270	67,055.00	
1219949	1708062	10/6/2016	270	52,796.08	
1219872	1708004	10/6/2016	270	40,026.22	
1219954	1708068	10/6/2016	270	31,768.80	
1219955	1708069	10/6/2016	270	28,150.68	
1219879	1708011	10/6/2016	270	17,473.04	
1219873	1708005	10/6/2016	270	12,895.47	
1219888	1708020	10/6/2016	270	11,597.00	
1219958	1708072	10/6/2016	270	10,480.34	
1219950	1708063	10/6/2016	270	9,790.69	
1219996	1708116	10/6/2016	270	8,466.50	
1219956	1708070	10/6/2016	270	8,125.99	
1219951	1708064	10/6/2016	270	7,502.06	
1219612	1707996	10/6/2016	270	6,821.50	
1219957	1708071	10/6/2016	270	5,684.51	
1219960	1708074	10/6/2016	270	4,644.50	
1219874	1708006	10/6/2016	270	4,634.17	
1219961	1708075	10/6/2016	270	2,564.76	
1219962	1708076	10/6/2016	270	2,498.00	
1219890	1708022	10/6/2016	270	2,360.00	
1219989	1708105	10/6/2016	270	2,120.00	
1219963	1708077	10/6/2016	270	2,087.00	

Run Date: 12/30/2016
 Run Time: 3:29:09PM

Demand Account Activity

Start Date: 7/1/2016 End Date: 12/30/2016

Page: 108
 User: 0

Jnl. Entry	Ref #	Trx. Date	Ledger	Debit Amount	Credit Amount
1219875	1708007	10/6/2016	270	2,081.53	
1219993	1708107	10/6/2016	270	1,752.00	
1219964	1708078	10/6/2016	270	1,532.00	
1219868	162701010 AIRS DE	10/6/2016	270	1,370.82	
1219965	1708079	10/6/2016	270	1,075.58	
1219876	1708008	10/6/2016	270	1,000.00	
1219889	1708021	10/6/2016	270	960.00	
1219967	1708080	10/6/2016	270	930.00	
1219959	1708073	10/6/2016	270	798.68	
1219921	1708049	10/6/2016	270	644.87	
1219892	1708024	10/6/2016	270	529.00	
1219877	1708009	10/6/2016	270	443.00	
1219891	1708023	10/6/2016	270	430.00	
1219968	1708081	10/6/2016	270	363.03	
1219969	1708082	10/6/2016	270	358.16	
1219970	1708083	10/6/2016	270	349.00	
1219971	1708084	10/6/2016	270	310.00	
1219911	1708039	10/6/2016	270	290.43	
1219984	1708104	10/6/2016	270	196.75	
1219897	1708029	10/6/2016	270	175.00	
1219878	1708010	10/6/2016	270	168.00	
1219991	1708106	10/6/2016	270	125.00	
1219912	1708040	10/6/2016	270	94.15	
1219893	1708025	10/6/2016	270	90.00	
1219867	162701009 AIRS DE	10/6/2016	270	89.50	
1219972	1708085	10/6/2016	270	77.28	
1219894	1708026	10/6/2016	270	53.20	
1219895	1708027	10/6/2016	270	53.20	
1219997	1708118	10/6/2016	270	47.95	
1219896	1708028	10/6/2016	270	33.60	
1219973	1708086	10/6/2016	270	12.00	
1219974	1708087	10/6/2016	270	12.00	
1219975	1708088	10/6/2016	270	12.00	
1219976	1708089	10/6/2016	270	4.00	
1219870	8006874	10/6/2016	270		18,012.39
1219905	162701002	10/6/2016	270		12,916,564.27
1219987	162601001	10/6/2016	270		118,000,000.00
1220396	162601001	10/7/2016	270	90,000,000.00	
1220357	162701003	10/7/2016	270	41,676,672.22	
1220324	163001003	10/7/2016	270	19,000,000.00	
1220329	162701002	10/7/2016	270	13,497,017.00	
1220337	162701007 AIRS TA	10/7/2016	270	7,208,546.27	
1220460	1708256	10/7/2016	270	1,049,844.37	
1220469	1708259	10/7/2016	270	672,081.65	
1220457	1708255	10/7/2016	270	595,174.54	
1220013	1708131	10/7/2016	270	503,864.09	
1220319	1708143	10/7/2016	270	405,981.02	
1220455	1708254	10/7/2016	270	341,396.13	
1220382	1708182	10/7/2016	270	82,375.62	
1220453	1708253	10/7/2016	270	79,299.20	
1220380	1708180	10/7/2016	270	78,912.70	
1220313	1708137	10/7/2016	270	56,074.70	
1220468	1708258	10/7/2016	270	55,921.00	
1220420	1708203	10/7/2016	270	45,746.37	
1220315	1708139	10/7/2016	270	43,391.00	
1220421	1708204	10/7/2016	270	30,745.88	

Run Date: 12/30/2016
Run Time: 3:29:09PM

Demand Account Activity

Start Date: 7/1/2016 End Date: 12/30/2016

Page: 109
User: 0

Jnl. Entry	Ref #	Trx. Date	Ledger	Debit Amount	Credit Amount
1220452	1708252	10/7/2016	270	26,379.21	
1220316	1708140	10/7/2016	270	25,600.69	
1220384	1708184	10/7/2016	270	25,120.77	
1220451	1708251	10/7/2016	270	22,075.37	
1220476	1708266	10/7/2016	270	21,264.16	
1220449	1708250	10/7/2016	270	20,399.83	
1220427	1708207	10/7/2016	270	16,203.81	
1220443	1708215	10/7/2016	270	14,836.35	
1220467	1708257	10/7/2016	270	14,364.97	
1220314	1708138	10/7/2016	270	14,169.68	
1220317	1708141	10/7/2016	270	13,498.60	
1220447	1708249	10/7/2016	270	13,039.00	
1220445	1708248	10/7/2016	270	10,796.86	
1220433	1708210	10/7/2016	270	10,671.55	
1220340	162701010 AIRS D€	10/7/2016	270	10,218.48	
1220338	162701008 AIRS TA	10/7/2016	270	7,489.73	
1220442	1708247	10/7/2016	270	6,718.00	
1220435	1708211	10/7/2016	270	5,500.00	
1220446	1708217	10/7/2016	270	5,043.64	
1220328	1708147	10/7/2016	270	5,034.00	
1220440	1708246	10/7/2016	270	4,588.02	
1220438	1708245	10/7/2016	270	4,558.67	
1220419	1708237	10/7/2016	270	3,710.46	
1220422	1708205	10/7/2016	270	3,095.18	
1220379	1708179	10/7/2016	270	2,110.00	
1220466	1708273	10/7/2016	270	1,907.00	
1220436	1708244	10/7/2016	270	1,664.00	
1220434	1708243	10/7/2016	270	1,598.34	
1220343	1708149	10/7/2016	270	1,375.00	
1220441	1708214	10/7/2016	270	1,362.37	
1220381	1708181	10/7/2016	270	1,316.14	
1220345	1708151	10/7/2016	270	1,301.00	
1220011	1708129	10/7/2016	270	1,290.00	
1220012	1708130	10/7/2016	270	1,230.00	
1220010	1708128	10/7/2016	270	1,225.00	
1220439	1708213	10/7/2016	270	976.27	
1220009	1708127	10/7/2016	270	475.00	
1220477	1708267	10/7/2016	270	450.00	
1220431	1708209	10/7/2016	270	446.08	
1220413	1708234	10/7/2016	270	445.00	
1220432	1708242	10/7/2016	270	432.92	
1220342	1708148	10/7/2016	270	420.00	
1220430	1708241	10/7/2016	270	410.00	
1220428	1708240	10/7/2016	270	350.00	
1220478	1708268	10/7/2016	270	348.00	
1220339	162701009 AIRS D€	10/7/2016	270	310.27	
1220479	1708269	10/7/2016	270	300.00	
1220444	1708216	10/7/2016	270	289.99	
1220377	1708177	10/7/2016	270	272.50	
1220344	1708150	10/7/2016	270	260.00	
1220426	1708239	10/7/2016	270	231.00	
1220320	1708144	10/7/2016	270	200.00	
1220346	1708152	10/7/2016	270	170.00	
1220378	1708178	10/7/2016	270	152.00	
1220424	1708238	10/7/2016	270	146.00	
1220417	1708236	10/7/2016	270	105.00	

Run Date: 12/30/2016
 Run Time: 3:29:09PM

Demand Account Activity

Start Date: 7/1/2016 End Date: 12/30/2016

Page: 110
 User: 0

Jnl. Entry	Ref #	Trx. Date	Ledger	Debit Amount	Credit Amount
1220480	1708270	10/7/2016	270	75.00	
1220481	1708271	10/7/2016	270	75.00	
1220383	1708183	10/7/2016	270	59.69	
1220425	1708206	10/7/2016	270	50.74	
1220437	1708212	10/7/2016	270	40.00	
1220318	1708142	10/7/2016	270	29.00	
1220429	1708208	10/7/2016	270	19.32	
1220347	1708153	10/7/2016	270	7.60	
1220348	1708154	10/7/2016	270	7.60	
1220349	1708155	10/7/2016	270	4.80	
1220482	1708272	10/7/2016	270	4.25	
1220415	1708235	10/7/2016	270	4.00	
1220341	8006878	10/7/2016	270		22,287.18
1220387	162701004	10/7/2016	270		160,858,114.31
1220326	162701001	10/7/2016	270		14,956,227.00
1220495	173001003	10/10/2016	270	11,000,000.00	
1220722	1708300	10/10/2016	270	127,442.00	
1220756	1708327	10/10/2016	270	94,750.00	
1220706	1708284	10/10/2016	270	68,068.71	
1220738	1708315	10/10/2016	270	9,568.81	
1220723	1708301	10/10/2016	270	6,960.33	
1220713	1708291	10/10/2016	270	6,666.00	
1220735	1708314	10/10/2016	270	4,280.75	
1220749	1708324	10/10/2016	270	3,442.00	
1220753	1708325	10/10/2016	270	2,683.00	
1220724	1708302	10/10/2016	270	1,925.00	
1220707	1708285	10/10/2016	270	1,684.00	
1220715	1708293	10/10/2016	270	1,313.00	
1220717	1708295	10/10/2016	270	1,190.00	
1220714	1708292	10/10/2016	270	580.00	
1220754	1708326	10/10/2016	270	377.40	
1220716	1708294	10/10/2016	270	250.00	
1220727	1708303	10/10/2016	270	230.00	
1220718	1708296	10/10/2016	270	220.00	
1220730	1708304	10/10/2016	270	97.00	
1220757	1708328	10/10/2016	270	17.44	
1220719	1708297	10/10/2016	270	15.20	
1220720	1708298	10/10/2016	270	15.20	
1220721	1708299	10/10/2016	270	9.60	
1220737	Back Out Journal Er	10/10/2016	270		11,000,000.00
1220999	162701001	10/11/2016	270	27,843,191.00	
1220997	163001003	10/11/2016	270	11,000,000.00	
1221011	162701007 AIRS TA	10/11/2016	270	6,572,386.36	
1221028	1708344	10/11/2016	270	3,381,250.77	
1221055	1708370	10/11/2016	270	1,367,481.82	
1221103	1708415	10/11/2016	270	1,250,000.00	
1221000	162701002	10/11/2016	270	571,374.84	
1221019	1708336	10/11/2016	270	442,812.45	
1221024	1708404	10/11/2016	270	334,962.50	
1221083	1708414	10/11/2016	270	300,000.00	
1221029	1708345	10/11/2016	270	290,335.14	
1220764	1708330	10/11/2016	270	279,605.00	
1220765	1708331	10/11/2016	270	224,783.00	
1221033	1708349	10/11/2016	270	216,869.87	
1221030	1708346	10/11/2016	270	216,025.09	
1221034	1708350	10/11/2016	270	202,387.89	

Run Date: 12/30/2016
 Run Time: 3:29:09PM

Demand Account Activity

Page: 111
 User: 0

Start Date: 7/1/2016 End Date: 12/30/2016

Jnl. Entry	Ref #	Trx. Date	Ledger	Debit Amount	Credit Amount
1221020	1708337	10/11/2016	270	188,086.00	
1221021	1708338	10/11/2016	270	158,195.00	
1221035	1708351	10/11/2016	270	136,009.54	
1221022	1708339	10/11/2016	270	110,718.68	
1221031	1708347	10/11/2016	270	87,868.77	
1221077	1708398	10/11/2016	270	67,900.00	
1221107	1708418	10/11/2016	270	61,064.74	
1221023	1708340	10/11/2016	270	48,504.38	
1221012	162701008 AIRS TA	10/11/2016	270	46,680.77	
1221104	1708416	10/11/2016	270	44,779.99	
1221036	1708352	10/11/2016	270	44,452.50	
1221054	1708369	10/11/2016	270	43,901.26	
1221037	1708353	10/11/2016	270	37,065.70	
1221025	1708341	10/11/2016	270	30,144.71	
1221039	1708354	10/11/2016	270	26,151.35	
1221069	1708389	10/11/2016	270	24,742.22	
1221026	1708342	10/11/2016	270	14,999.35	
1221106	1708417	10/11/2016	270	14,221.30	
1221042	1708357	10/11/2016	270	10,767.93	
1221075	1708396	10/11/2016	270	10,517.55	
1221015	162701010 AIRS DE	10/11/2016	270	8,877.01	
1221027	1708343	10/11/2016	270	7,816.28	
1221076	1708397	10/11/2016	270	6,358.96	
1221032	1708348	10/11/2016	270	5,185.47	
1221043	1708358	10/11/2016	270	5,003.75	
1221044	1708359	10/11/2016	270	4,399.93	
1221014	162701009 AIRS DE	10/11/2016	270	3,221.83	
1221045	1708360	10/11/2016	270	1,450.00	
1221046	1708361	10/11/2016	270	1,432.97	
1221074	1708395	10/11/2016	270	1,215.13	
1221047	1708362	10/11/2016	270	563.00	
1221040	1708355	10/11/2016	270	500.22	
1221048	1708363	10/11/2016	270	372.60	
1221108	1708419	10/11/2016	270	350.00	
1221049	1708364	10/11/2016	270	331.11	
1221041	1708356	10/11/2016	270	289.27	
1221050	1708365	10/11/2016	270	283.00	
1221051	1708366	10/11/2016	270	216.00	
1221052	1708367	10/11/2016	270	72.74	
1221053	1708368	10/11/2016	270	20.00	
1221017	8006880	10/11/2016	270		5,658.48
1221110	162601001	10/11/2016	270		7,000,000.00
1221099	162701003	10/11/2016	270		48,435,027.09
1221380	162701003	10/12/2016	270	71,000,000.00	
1221420	1708452	10/12/2016	270	36,195,024.40	
1221390	162701007 AIRS TA	10/12/2016	270	25,448,157.44	
1221375	163001003	10/12/2016	270	10,000,000.00	
1221557	1708559	10/12/2016	270	6,533,917.93	
1221473	1708498	10/12/2016	270	1,745,803.06	
1221471	1708496	10/12/2016	270	1,722,928.99	
1221394	162701005	10/12/2016	270	1,019,997.11	
1221559	1708560	10/12/2016	270	419,834.12	
1221475	1708499	10/12/2016	270	223,125.98	
1221381	162701004	10/12/2016	270	208,022.92	
1221404	1708439	10/12/2016	270	105,384.53	
1221476	1708500	10/12/2016	270	100,696.03	

Run Date: 12/30/2016
Run Time: 3:29:09PM

Demand Account Activity

Start Date: 7/1/2016 End Date: 12/30/2016

Page: 112
User: 0

Jnl. Entry	Ref #	Trx. Date	Ledger	Debit Amount	Credit Amount
1221398	1708435	10/12/2016	270	77,157.00	
1221400	1708437	10/12/2016	270	75,387.70	
1221477	1708501	10/12/2016	270	31,466.39	
1221405	1708440	10/12/2016	270	29,984.68	
1221392	162701008 AIRS TA	10/12/2016	270	29,885.78	
1221399	1708436	10/12/2016	270	20,200.00	
1221406	1708441	10/12/2016	270	19,329.53	
1221408	1708443	10/12/2016	270	18,012.75	
1221562	1708567	10/12/2016	270	15,652.22	
1221520	1708539	10/12/2016	270	13,930.95	
1221424	1708461	10/12/2016	270	12,850.00	
1221446	1708471	10/12/2016	270	11,671.20	
1221410	1708444	10/12/2016	270	11,364.29	
1221478	1708502	10/12/2016	270	8,806.42	
1221484	1708505	10/12/2016	270	8,384.46	
1221411	1708445	10/12/2016	270	6,993.67	
1221397	1708434	10/12/2016	270	6,733.28	
1221480	1708503	10/12/2016	270	6,708.40	
1221412	1708446	10/12/2016	270	6,541.65	
1221498	1708517	10/12/2016	270	4,850.00	
1221413	1708447	10/12/2016	270	4,793.46	
1221454	1708479	10/12/2016	270	3,710.00	
1221403	1708438	10/12/2016	270	3,007.13	
1221566	1708564	10/12/2016	270	2,992.40	
1221429	1708462	10/12/2016	270	2,989.75	
1221485	1708506	10/12/2016	270	2,744.00	
1221414	1708448	10/12/2016	270	2,646.49	
1221486	1708507	10/12/2016	270	2,407.80	
1221472	1708497	10/12/2016	270	2,331.21	
1221565	1708563	10/12/2016	270	2,224.25	
1221488	1708508	10/12/2016	270	1,984.90	
1221560	1708566	10/12/2016	270	1,968.15	
1221441	1708504	10/12/2016	270	1,827.54	
1221453	1708478	10/12/2016	270	1,765.00	
1221490	1708510	10/12/2016	270	1,737.63	
1221416	1708449	10/12/2016	270	1,138.28	
1221417	1708450	10/12/2016	270	1,026.60	
1221456	1708481	10/12/2016	270	960.35	
1221497	1708516	10/12/2016	270	925.00	
1221491	1708511	10/12/2016	270	769.95	
1221407	1708442	10/12/2016	270	708.97	
1221449	1708475	10/12/2016	270	501.00	
1221393	162701009 AIRS DE	10/12/2016	270	482.92	
1221489	1708509	10/12/2016	270	422.69	
1221418	1708451	10/12/2016	270	420.00	
1221563	1708561	10/12/2016	270	389.00	
1221523	1708565	10/12/2016	270	370.00	
1221492	1708512	10/12/2016	270	362.39	
1221452	1708477	10/12/2016	270	320.00	
1221455	1708480	10/12/2016	270	300.00	
1221493	1708513	10/12/2016	270	289.69	
1221495	1708514	10/12/2016	270	254.00	
1221496	1708515	10/12/2016	270	235.00	
1221102	1708421	10/12/2016	270	87.30	
1221451	1708476	10/12/2016	270	80.00	
1221447	1708472	10/12/2016	270	45.60	

Run Date: 12/30/2016
 Run Time: 3:29:09PM

Demand Account Activity

Start Date: 7/1/2016 End Date: 12/30/2016

Page: 113
 User: 0

Jnl. Entry	Ref #	Trx. Date	Ledger	Debit Amount	Credit Amount
1221448	1708473	10/12/2016	270	45.60	
1221499	1708518	10/12/2016	270	42.00	
1221564	1708562	10/12/2016	270	34.00	
1221450	1708474	10/12/2016	270	28.80	
1221438	DFA EFT REV 10-1;	10/12/2016	270		2,605.28
1221445	DFA EFT CC REV 1	10/12/2016	270		1,500.00
1221378	162701001	10/12/2016	270		36,195,024.40
1221379	162701002	10/12/2016	270		68,803,158.00
1221401	162701006	10/12/2016	270		25,640,474.85
1221444	162701010	10/12/2016	270		24,949,773.50
1221540	162701011	10/12/2016	270		297.50
1222726	1708673	10/13/2016	270	209,827,458.98	
1222637	172701003 AIRS EF	10/13/2016	270	29,451,919.78	
1222636	172701004	10/13/2016	270	13,000,000.00	
1222635	172701002	10/13/2016	270	1,762,000.00	
1222724	1708671	10/13/2016	270	1,052,589.68	
1222743	1708685	10/13/2016	270	1,003,941.78	
1222605	1708589	10/13/2016	270	893,315.90	
1222626	1708602	10/13/2016	270	738,676.83	
1222759	1708701	10/13/2016	270	600,000.00	
1222729	1708675	10/13/2016	270	345,443.95	
1222731	1708676	10/13/2016	270	213,733.00	
1222599	1708583	10/13/2016	270	211,581.65	
1222672	1708634	10/13/2016	270	201,191.94	
1222673	1708635	10/13/2016	270	195,261.22	
1222611	1708579	10/13/2016	270	165,424.72	
1222747	1708688	10/13/2016	270	97,820.42	
1221577	1708580	10/13/2016	270	95,129.68	
1222745	1708686	10/13/2016	270	91,594.05	
1222733	1708678	10/13/2016	270	83,891.28	
1222734	1708679	10/13/2016	270	78,881.77	
1222770	1708714	10/13/2016	270	72,497.63	
1222639	1708603	10/13/2016	270	60,037.37	
1222776	1708719	10/13/2016	270	55,973.35	
1222597	1708581	10/13/2016	270	55,656.06	
1222674	1708636	10/13/2016	270	50,008.01	
1222598	1708582	10/13/2016	270	41,483.92	
1222725	1708672	10/13/2016	270	37,069.76	
1222773	1708715	10/13/2016	270	27,236.00	
1222668	1708630	10/13/2016	270	24,117.21	
1222760	1708702	10/13/2016	270	23,100.20	
1222757	1708700	10/13/2016	270	20,697.84	
1222600	1708584	10/13/2016	270	19,133.06	
1222765	1708707	10/13/2016	270	16,060.00	
1222764	1708706	10/13/2016	270	10,198.12	
1222669	1708631	10/13/2016	270	9,374.13	
1222774	1708716	10/13/2016	270	9,160.00	
1222601	1708585	10/13/2016	270	8,513.81	
1222767	1708709	10/13/2016	270	8,298.83	
1222602	1708586	10/13/2016	270	8,270.85	
1222735	1708680	10/13/2016	270	6,647.97	
1222705	172701009	10/13/2016	270	6,518.06	
1222736	1708681	10/13/2016	270	6,259.45	
1222603	1708587	10/13/2016	270	6,223.65	
1222664	1708720	10/13/2016	270	5,930.00	
1222604	1708588	10/13/2016	270	5,809.90	

Run Date: 12/30/2016
 Run Time: 3:29:09PM

Demand Account Activity

Start Date: 7/1/2016 End Date: 12/30/2016

Page: 114
 User: 0

Jnl. Entry	Ref #	Trx. Date	Ledger	Debit Amount	Credit Amount
1222651	1708614	10/13/2016	270	5,720.00	
1222758	172701013	10/13/2016	270	5,333.33	
1222738	1708682	10/13/2016	270	4,967.48	
1222640	1708604	10/13/2016	270	4,118.00	
1222670	1708632	10/13/2016	270	4,108.38	
1222732	1708677	10/13/2016	270	4,009.76	
1222650	1708613	10/13/2016	270	3,771.36	
1222616	1708597	10/13/2016	270	3,514.34	
1222606	1708590	10/13/2016	270	3,489.68	
1222675	1708637	10/13/2016	270	3,148.49	
1222740	1708683	10/13/2016	270	3,052.46	
1222607	1708591	10/13/2016	270	2,911.26	
1222746	1708687	10/13/2016	270	2,296.00	
1222678	1708640	10/13/2016	270	1,920.00	
1222676	1708638	10/13/2016	270	1,384.25	
1222777	1708717	10/13/2016	270	1,225.00	
1222642	1708606	10/13/2016	270	1,103.00	
1222644	1708608	10/13/2016	270	1,030.00	
1222768	1708710	10/13/2016	270	1,011.32	
1222608	1708592	10/13/2016	270	951.07	
1222677	1708639	10/13/2016	270	806.88	
1222609	1708593	10/13/2016	270	709.66	
1222681	1708642	10/13/2016	270	600.00	
1222772	1708718	10/13/2016	270	525.00	
1222610	1708594	10/13/2016	270	443.67	
1222641	1708605	10/13/2016	270	340.00	
1222742	1708684	10/13/2016	270	334.44	
1222645	1708609	10/13/2016	270	200.00	
1222775	1708721	10/13/2016	270	200.00	
1222728	1708674	10/13/2016	270	180.83	
1222761	1708703	10/13/2016	270	172.00	
1222766	1708708	10/13/2016	270	170.50	
1222643	1708607	10/13/2016	270	150.00	
1222748	1708689	10/13/2016	270	90.00	
1222749	1708690	10/13/2016	270	60.44	
1222653	1708615	10/13/2016	270	46.75	
1222762	1708704	10/13/2016	270	32.00	
1222680	1708641	10/13/2016	270	20.00	
1222646	1708610	10/13/2016	270	7.60	
1222648	1708611	10/13/2016	270	7.60	
1222649	1708612	10/13/2016	270	4.80	
1222671	1708633	10/13/2016	270	4.76	
1222763	1708705	10/13/2016	270	2.00	
1222634	172701001	10/13/2016	270		2,404,156.00
1222638	DFA EFT REV 10-1	10/13/2016	270		3,186.85
1222701	Correct #1707087	10/13/2016	270		36.60
1222667	172701005	10/13/2016	270		143,044,907.26
1222702	172701008	10/13/2016	270		6,518.06
1222727	172701011	10/13/2016	270		15,917,064.81
1222730	172701012	10/13/2016	270		98,000,000.00
1223117	172701007	10/14/2016	270	213,648,481.94	
1223186	172701015	10/14/2016	270	47,000,000.00	
1223108	172701002eft airs	10/14/2016	270	33,022,408.11	
1223222	172701016	10/14/2016	270	20,000,000.00	
1222790	1708733	10/14/2016	270	14,090,151.81	
1223107	172701001	10/14/2016	270	12,000,000.00	

Run Date: 12/30/2016
 Run Time: 3:29:09PM

Demand Account Activity

Page: 115
 User: 0

Start Date: 7/1/2016 End Date: 12/30/2016

Jnl. Entry	Ref #	Trx. Date	Ledger	Debit Amount	Credit Amount
1223199	1708847	10/14/2016	270	8,853,891.26	
1223187	1708836	10/14/2016	270	7,650,642.82	
1223176	1708849	10/14/2016	270	5,124,190.78	
1223189	1708838	10/14/2016	270	4,814,603.11	
1223188	1708837	10/14/2016	270	2,120,445.88	
1223200	1708851	10/14/2016	270	1,650,604.85	
1223213	1708862	10/14/2016	270	748,631.74	
1223201	1708852	10/14/2016	270	310,486.64	
1223195	1708850	10/14/2016	270	195,157.73	
1223190	1708839	10/14/2016	270	133,247.00	
1223113	1708781	10/14/2016	270	92,916.63	
1223109	172701003cc airs	10/14/2016	270	82,784.20	
1223115	1708783	10/14/2016	270	82,324.44	
1223220	1708868	10/14/2016	270	73,801.48	
1223191	1708840	10/14/2016	270	40,935.30	
1223061	1708736	10/14/2016	270	36,841.26	
1223163	1708815	10/14/2016	270	28,048.00	
1223225	1708869	10/14/2016	270	27,035.33	
1223164	1708834	10/14/2016	270	23,471.06	
1223064	1708739	10/14/2016	270	17,126.72	
1223226	1708870	10/14/2016	270	17,037.97	
1223227	1708871	10/14/2016	270	16,947.59	
1223081	1708756	10/14/2016	270	16,164.00	
1223185	1708835	10/14/2016	270	15,148.68	
1223147	1708801	10/14/2016	270	14,791.47	
1223118	1708784	10/14/2016	270	8,848.50	
1223062	1708737	10/14/2016	270	8,648.90	
1223198	1708846	10/14/2016	270	7,951.00	
1223193	1708842	10/14/2016	270	7,753.79	
1223111	1708780	10/14/2016	270	6,766.15	
1223059	1708734	10/14/2016	270	6,195.00	
1223063	1708738	10/14/2016	270	5,000.00	
1223083	1708758	10/14/2016	270	3,955.00	
1223120	1708785	10/14/2016	270	3,847.17	
1223090	1708765	10/14/2016	270	3,647.85	
1223122	1708786	10/14/2016	270	3,586.00	
1223085	1708760	10/14/2016	270	2,018.00	
1223142	1708799	10/14/2016	270	1,850.00	
1223060	1708735	10/14/2016	270	1,665.66	
1223192	1708841	10/14/2016	270	1,481.00	
1223082	1708757	10/14/2016	270	1,320.00	
1223123	1708787	10/14/2016	270	1,300.91	
1223194	1708843	10/14/2016	270	1,147.79	
1223110	172701004ifta cc air	10/14/2016	270	1,018.68	
1223145	1708800	10/14/2016	270	757.50	
1223084	1708759	10/14/2016	270	740.00	
1223125	1708788	10/14/2016	270	550.00	
1223127	1708789	10/14/2016	270	417.00	
1223196	1708844	10/14/2016	270	411.41	
1222783	1708725	10/14/2016	270	375.00	
1223129	1708790	10/14/2016	270	290.83	
1223130	1708791	10/14/2016	270	246.75	
1223149	1708802	10/14/2016	270	239.68	
1222780	1708722	10/14/2016	270	225.00	
1223214	1708863	10/14/2016	270	200.00	
1223132	1708792	10/14/2016	270	185.00	

Run Date: 12/30/2016
 Run Time: 3:29:09PM

Demand Account Activity

Page: 116
 User: 0

Start Date: 7/1/2016 End Date: 12/30/2016

Jnl. Entry	Ref #	Trx. Date	Ledger	Debit Amount	Credit Amount
1223114	1708782	10/14/2016	270	184.02	
1223086	1708761	10/14/2016	270	180.00	
1222781	1708723	10/14/2016	270	150.00	
1222782	1708724	10/14/2016	270	150.00	
1223134	1708793	10/14/2016	270	129.60	
1223197	1708845	10/14/2016	270	80.03	
1223073	1708748	10/14/2016	270	70.00	
1223087	1708762	10/14/2016	270	68.40	
1223088	1708763	10/14/2016	270	68.40	
1223089	1708764	10/14/2016	270	43.20	
1223215	1708864	10/14/2016	270	23.00	
1223135	1708794	10/14/2016	270	20.00	
1223137	1708795	10/14/2016	270	15.00	
1223138	1708796	10/14/2016	270	12.00	
1223074	1708749	10/14/2016	270	10.00	
1223140	1708797	10/14/2016	270	8.00	
1223141	1708798	10/14/2016	270	4.00	
1222791	DFA EFT REV 10-14	10/14/2016	270		6,408.66
1223112	172701005	10/14/2016	270		1,714,000.00
1223116	172701006	10/14/2016	270		14,090,151.81
1223148	172701010	10/14/2016	270		357,993,564.94
1223563	162701007 AIRS TA	10/17/2016	270	53,758,816.96	
1223552	163001004	10/17/2016	270	11,000,000.00	
1223551	163001003	10/17/2016	270	9,000,000.00	
1223555	162701002	10/17/2016	270	5,767,000.00	
1223598	1708930	10/17/2016	270	2,731,576.76	
1223628	162701005	10/17/2016	270	1,872,773.93	
1223646	162301001	10/17/2016	270	1,000,000.00	
1223566	162701009 AIRS DE	10/17/2016	270	654,651.99	
1223624	1708951	10/17/2016	270	531,000.00	
1223582	1708915	10/17/2016	270	219,336.00	
1223539	1708894	10/17/2016	270	195,594.22	
1223625	162701004	10/17/2016	270	187,143.30	
1223587	1708919	10/17/2016	270	131,808.65	
1223640	1708960	10/17/2016	270	80,934.84	
1223594	1708925	10/17/2016	270	52,180.78	
1223531	1708885	10/17/2016	270	47,401.82	
1223600	1708932	10/17/2016	270	41,054.00	
1223597	1708929	10/17/2016	270	37,904.41	
1223590	1708922	10/17/2016	270	32,377.85	
1223542	1708897	10/17/2016	270	27,607.47	
1223599	1708931	10/17/2016	270	20,261.59	
1223579	1708917	10/17/2016	270	20,203.20	
1223564	162701008 AIRS TA	10/17/2016	270	19,056.95	
1223636	1708953	10/17/2016	270	14,934.47	
1223567	162701010 AIRS DE	10/17/2016	270	14,916.70	
1223601	1708933	10/17/2016	270	11,556.83	
1223569	162701011 AIRS DE	10/17/2016	270	9,580.51	
1223583	1708916	10/17/2016	270	6,373.21	
1223572	1708906	10/17/2016	270	5,361.00	
1223602	1708934	10/17/2016	270	4,283.28	
1223588	1708920	10/17/2016	270	3,435.03	
1223543	1708898	10/17/2016	270	3,314.00	
1223541	1708896	10/17/2016	270	3,123.64	
1223635	1708952	10/17/2016	270	2,038.65	
1223615	1708945	10/17/2016	270	1,892.61	

Run Date: 12/30/2016
 Run Time: 3:29:09PM

Demand Account Activity

Start Date: 7/1/2016 End Date: 12/30/2016

Page: 117
 User: 0

Jnl. Entry	Ref #	Trx. Date	Ledger	Debit Amount	Credit Amount
1223591	1708923	10/17/2016	270	1,505.00	
1223576	1708910	10/17/2016	270	1,314.00	
1223574	1708908	10/17/2016	270	1,145.00	
1223585	1708887	10/17/2016	270	925.00	
1223603	1708935	10/17/2016	270	765.00	
1223532	1708886	10/17/2016	270	700.00	
1223593	1708924	10/17/2016	270	682.50	
1223533	1708888	10/17/2016	270	575.00	
1223573	1708907	10/17/2016	270	430.00	
1223589	1708921	10/17/2016	270	266.09	
1223535	1708890	10/17/2016	270	225.00	
1223575	1708909	10/17/2016	270	220.00	
1223536	1708891	10/17/2016	270	150.00	
1223537	1708892	10/17/2016	270	147.00	
1223538	1708893	10/17/2016	270	84.00	
1223577	1708911	10/17/2016	270	70.00	
1223586	1708918	10/17/2016	270	64.25	
1223540	1708895	10/17/2016	270	57.60	
1223534	1708889	10/17/2016	270	50.00	
1223578	1708912	10/17/2016	270	45.60	
1223580	1708913	10/17/2016	270	45.60	
1223581	1708914	10/17/2016	270	28.80	
1223527	DFA EFT REV 10-1;	10/17/2016	270		14,638.03
1223570	162701003	10/17/2016	270		19,997,150.18
1223554	162701001	10/17/2016	270		1,795,000.00
1223627	162701015	10/17/2016	270		64,000,000.00
1223648	Back Out Journal Er	10/17/2016	270		1,000,000.00
1223996	162701007 AIRS TA	10/18/2016	270	125,726,868.29	
1223983	163001003	10/18/2016	270	11,000,000.00	
1224033	1709019	10/18/2016	270	1,824,127.43	
1224067	1709049	10/18/2016	270	1,265,954.46	
1224032	1709018	10/18/2016	270	683,758.04	
1223928	1708980	10/18/2016	270	405,952.13	
1224066	1709048	10/18/2016	270	308,029.39	
1223901	1708971	10/18/2016	270	166,059.52	
1223924	1708976	10/18/2016	270	93,659.75	
1224030	1709016	10/18/2016	270	66,539.83	
1224035	1709021	10/18/2016	270	43,256.00	
1223926	1708978	10/18/2016	270	33,166.20	
1223997	162701008 AIRS TA	10/18/2016	270	30,746.57	
1223927	1708979	10/18/2016	270	27,409.68	
1223930	1708982	10/18/2016	270	19,342.33	
1223900	1708970	10/18/2016	270	18,888.25	
1224006	1708991	10/18/2016	270	15,695.63	
1224036	1709022	10/18/2016	270	15,635.00	
1223918	1708974	10/18/2016	270	9,536.93	
1223917	1708973	10/18/2016	270	8,546.23	
1223986	162701002	10/18/2016	270	7,208.61	
1224060	1709046	10/18/2016	270	5,823.28	
1224011	1708995	10/18/2016	270	3,456.00	
1224008	1708993	10/18/2016	270	3,400.00	
1224031	1709017	10/18/2016	270	3,049.17	
1223999	162701009 AIRS D€	10/18/2016	270	2,707.25	
1224005	1708990	10/18/2016	270	2,296.81	
1224000	162701010 AIRS D€	10/18/2016	270	1,726.49	
1224013	1708997	10/18/2016	270	1,460.00	

Run Date: 12/30/2016
 Run Time: 3:29:09PM

Demand Account Activity

Start Date: 7/1/2016 End Date: 12/30/2016

Page: 118
 User: 0

Jnl. Entry	Ref #	Trx. Date	Ledger	Debit Amount	Credit Amount
1223929	1708981	10/18/2016	270	1,257.10	
1224065	1709047	10/18/2016	270	1,176.60	
1224015	1708999	10/18/2016	270	932.00	
1224009	1708994	10/18/2016	270	742.50	
1223916	1708972	10/18/2016	270	443.00	
1224007	1708992	10/18/2016	270	328.46	
1224012	1708996	10/18/2016	270	280.00	
1224014	1708998	10/18/2016	270	280.00	
1224034	1709020	10/18/2016	270	262.10	
1224016	1709000	10/18/2016	270	140.00	
1223925	1708977	10/18/2016	270	75.00	
1224017	1709001	10/18/2016	270	7.60	
1224018	1709002	10/18/2016	270	7.60	
1224019	1709003	10/18/2016	270	4.80	
1223920	1708975	10/18/2016	270	1.00	
1223998	DFA EFT REV 10/18	10/18/2016	270		13,199.15
1223985	162701001	10/18/2016	270		1,296,000.00
1224068	162701003	10/18/2016	270		24,665,917.35
1224069	162701004	10/18/2016	270		82,282,482.47
1224073	162601001	10/18/2016	270		34,000,000.00
1224131	162701007 AIRS TA	10/19/2016	270	32,418,886.83	
1224530	162701006	10/19/2016	270	24,000,000.00	
1224108	1709065	10/19/2016	270	19,090,359.48	
1224542	162601001	10/19/2016	270	14,000,000.00	
1224118	163001003	10/19/2016	270	10,000,000.00	
1224103	1709060	10/19/2016	270	8,648,853.83	
1224499	1709125	10/19/2016	270	3,273,382.72	
1224496	1709122	10/19/2016	270	1,048,054.13	
1224137	1709077	10/19/2016	270	621,048.79	
1224113	1709070	10/19/2016	270	600,000.00	
1224509	1709152	10/19/2016	270	408,220.00	
1224138	1709078	10/19/2016	270	351,302.50	
1224497	1709123	10/19/2016	270	325,512.92	
1224141	1709079	10/19/2016	270	292,872.00	
1224109	1709066	10/19/2016	270	291,754.53	
1224510	1709128	10/19/2016	270	131,631.30	
1224513	1709130	10/19/2016	270	121,220.97	
1224498	1709124	10/19/2016	270	112,390.00	
1224143	1709080	10/19/2016	270	101,935.00	
1224104	1709061	10/19/2016	270	78,724.71	
1224528	162701004	10/19/2016	270	44,485.52	
1224562	1709173	10/19/2016	270	28,658.00	
1224132	162701008 AIRS TA	10/19/2016	270	24,694.52	
1224466	1709094	10/19/2016	270	20,128.00	
1224512	1709129	10/19/2016	270	20,106.25	
1224514	1709131	10/19/2016	270	15,969.90	
1224110	1709067	10/19/2016	270	14,933.26	
1224106	1709063	10/19/2016	270	13,491.97	
1224520	1709137	10/19/2016	270	12,259.11	
1224566	1709177	10/19/2016	270	6,841.52	
1224126	1709074	10/19/2016	270	6,835.21	
1224133	162701009 AIRS DE	10/19/2016	270	5,922.97	
1224107	1709064	10/19/2016	270	5,712.72	
1224519	1709136	10/19/2016	270	5,300.53	
1224468	1709096	10/19/2016	270	4,118.00	
1224467	1709095	10/19/2016	270	3,784.65	

Run Date: 12/30/2016
 Run Time: 3:29:09PM

Demand Account Activity

Start Date: 7/1/2016 End Date: 12/30/2016

Page: 119
 User: 0

Jnl. Entry	Ref #	Trx. Date	Ledger	Debit Amount	Credit Amount
1224105	1709062	10/19/2016	270	3,600.00	
1224521	1709138	10/19/2016	270	3,496.28	
1224518	1709135	10/19/2016	270	2,536.00	
1224135	1709075	10/19/2016	270	2,300.00	
1224505	1709146	10/19/2016	270	1,740.00	
1224136	1709076	10/19/2016	270	1,667.21	
1224472	1709100	10/19/2016	270	1,625.00	
1224134	162701010 AIRS DE	10/19/2016	270	1,601.67	
1224470	1709098	10/19/2016	270	1,498.00	
1224515	1709132	10/19/2016	270	1,081.58	
1224565	1709176	10/19/2016	270	952.90	
1224561	1709172	10/19/2016	270	867.00	
1224517	1709134	10/19/2016	270	768.25	
1224567	1709178	10/19/2016	270	750.00	
1224524	1709141	10/19/2016	270	680.00	
1224504	1709145	10/19/2016	270	648.00	
1224516	1709133	10/19/2016	270	500.00	
1224111	1709068	10/19/2016	270	400.00	
1224112	1709069	10/19/2016	270	350.00	
1224469	1709097	10/19/2016	270	340.00	
1224473	1709101	10/19/2016	270	310.00	
1224506	1709126	10/19/2016	270	275.10	
1224523	1709140	10/19/2016	270	188.00	
1224471	1709099	10/19/2016	270	180.00	
1224507	1709147	10/19/2016	270	125.00	
1224564	1709175	10/19/2016	270	97.00	
1224522	1709139	10/19/2016	270	90.00	
1224508	1709127	10/19/2016	270	76.50	
1224474	1709102	10/19/2016	270	15.20	
1224475	1709103	10/19/2016	270	15.20	
1224476	1709104	10/19/2016	270	9.60	
1224560	1709171	10/19/2016	270	4.25	
1224563	1709174	10/19/2016	270	4.25	
1224369	DFA EFT REV 10/19	10/19/2016	270		1,034.66
1224121	162701001	10/19/2016	270		19,090,359.48
1224122	162701002	10/19/2016	270		1,224,000.00
1224139	162701003	10/19/2016	270		20,462,228.20
1224529	162701005	10/19/2016	270		75,563,522.22
1224669	1709248	10/20/2016	270	61,616,860.96	
1224636	162701007 AIRS TA	10/20/2016	270	27,497,146.43	
1224608	163001003	10/20/2016	270	22,000,000.00	
1224617	163001005	10/20/2016	270	21,135,604.79	
1224668	1709247	10/20/2016	270	1,435,689.91	
1224702	1709269	10/20/2016	270	503,753.00	
1224689	1709265	10/20/2016	270	325,000.00	
1224637	162701008 AIRS TA	10/20/2016	270	224,196.34	
1224645	1709251	10/20/2016	270	150,580.08	
1224631	1709224	10/20/2016	270	95,379.24	
1224594	1709198	10/20/2016	270	81,863.69	
1224599	1709203	10/20/2016	270	69,715.00	
1224678	1709257	10/20/2016	270	60,633.00	
1224718	1709279	10/20/2016	270	46,163.45	
1224708	1709270	10/20/2016	270	22,981.00	
1224691	162701003	10/20/2016	270	21,450.00	
1224687	1709263	10/20/2016	270	21,318.36	
1224709	1709271	10/20/2016	270	18,796.00	

Run Date: 12/30/2016
 Run Time: 3:29:09PM

Demand Account Activity

Page: 120
 User: 0

Start Date: 7/1/2016 End Date: 12/30/2016

Jnl. Entry	Ref #	Trx. Date	Ledger	Debit Amount	Credit Amount
1224670	1709249	10/20/2016	270	18,225.23	
1224666	1709245	10/20/2016	270	15,138.25	
1224710	1709272	10/20/2016	270	14,326.00	
1224620	1709215	10/20/2016	270	12,635.00	
1224720	1709280	10/20/2016	270	12,450.02	
1224725	1709281	10/20/2016	270	11,290.19	
1224674	1709253	10/20/2016	270	10,863.62	
1224675	1709254	10/20/2016	270	10,414.78	
1224595	1709199	10/20/2016	270	7,494.06	
1224667	1709246	10/20/2016	270	6,997.75	
1224688	1709264	10/20/2016	270	6,200.00	
1224711	1709273	10/20/2016	270	5,346.00	
1224712	1709274	10/20/2016	270	5,250.00	
1224713	1709275	10/20/2016	270	3,920.00	
1224714	1709276	10/20/2016	270	3,525.00	
1224615	1709213	10/20/2016	270	2,750.00	
1224676	1709255	10/20/2016	270	2,720.40	
1224638	162701009 AIRS DE	10/20/2016	270	1,472.83	
1224679	1709258	10/20/2016	270	1,270.00	
1224640	162701010 AIRS DE	10/20/2016	270	1,097.00	
1224622	1709216	10/20/2016	270	1,050.00	
1224578	1709183	10/20/2016	270	920.29	
1224585	1709190	10/20/2016	270	770.00	
1224623	1709217	10/20/2016	270	752.00	
1224715	1709277	10/20/2016	270	700.00	
1224681	1709259	10/20/2016	270	637.50	
1224581	1709186	10/20/2016	270	633.86	
1224584	1709189	10/20/2016	270	610.27	
1224618	1709214	10/20/2016	270	520.00	
1224577	1709182	10/20/2016	270	360.00	
1224586	1709191	10/20/2016	270	353.04	
1224583	1709188	10/20/2016	270	330.45	
1224579	1709184	10/20/2016	270	310.00	
1224582	1709187	10/20/2016	270	302.00	
1224576	1709181	10/20/2016	270	266.00	
1224596	1709200	10/20/2016	270	230.00	
1224597	1709201	10/20/2016	270	150.00	
1224716	1709278	10/20/2016	270	138.00	
1224598	1709202	10/20/2016	270	132.75	
1224580	1709185	10/20/2016	270	121.65	
1224625	1709218	10/20/2016	270	100.00	
1224677	1709256	10/20/2016	270	56.22	
1224626	1709219	10/20/2016	270	38.00	
1224628	1709220	10/20/2016	270	38.00	
1224673	1709252	10/20/2016	270	28.09	
1224629	1709221	10/20/2016	270	24.00	
1224642	DFA EFT REV 10/20	10/20/2016	270		11,116.15
1224644	DSMV ACCT#1309	10/20/2016	270		976.16
1224619	162701001	10/20/2016	270		4,034,000.00
1224641	162701002	10/20/2016	270		41,436,000.93
1224692	162701004	10/20/2016	270		29,799,923.05
1224724	162601001	10/20/2016	270		55,000,000.00
1225484	162701001	10/21/2016	270	105,651,000.00	
1225501	163001009 AIRS TA	10/21/2016	270	95,072,381.05	
1225215	1709306	10/21/2016	270	27,349,748.88	
1225200	1709293	10/21/2016	270	1,800,000.00	

Run Date: 12/30/2016
 Run Time: 3:29:09PM

Demand Account Activity

Page: 121
 User: 0

Start Date: 7/1/2016 End Date: 12/30/2016

Jnl. Entry	Ref #	Trx. Date	Ledger	Debit Amount	Credit Amount
1225579	1709372	10/21/2016	270	1,451,242.46	
1225531	1709337	10/21/2016	270	597,525.86	
1225529	1709335	10/21/2016	270	506,009.70	
1225614	1709413	10/21/2016	270	498,814.15	
1225518	1709324	10/21/2016	270	377,712.93	
1225203	1709294	10/21/2016	270	132,940.98	
1225532	1709338	10/21/2016	270	111,044.91	
1225519	1709325	10/21/2016	270	109,886.48	
1225204	1709295	10/21/2016	270	69,837.27	
1225580	1709373	10/21/2016	270	60,643.89	
1225502	162701008 AIRS TA	10/21/2016	270	56,698.74	
1225568	1709396	10/21/2016	270	53,599.00	
1225533	1709339	10/21/2016	270	39,629.79	
1225205	1709296	10/21/2016	270	30,246.37	
1225540	1709344	10/21/2016	270	27,430.60	
1225491	1709308	10/21/2016	270	24,974.65	
1225206	1709297	10/21/2016	270	24,950.81	
1225539	1709343	10/21/2016	270	20,705.95	
1225488	1709307	10/21/2016	270	17,523.22	
1225212	1709303	10/21/2016	270	15,265.20	
1225207	1709298	10/21/2016	270	13,408.97	
1225526	1709332	10/21/2016	270	13,002.72	
1225208	1709299	10/21/2016	270	12,525.92	
1225613	1709412	10/21/2016	270	10,700.00	
1225209	1709300	10/21/2016	270	10,592.51	
1225530	1709336	10/21/2016	270	8,418.17	
1225210	1709301	10/21/2016	270	7,777.51	
1225520	1709326	10/21/2016	270	6,548.68	
1225213	1709304	10/21/2016	270	4,989.71	
1225517	1709323	10/21/2016	270	4,954.97	
1225211	1709302	10/21/2016	270	4,747.78	
1225504	162701009 AIRS DE	10/21/2016	270	3,863.08	
1225495	1709310	10/21/2016	270	3,108.00	
1225612	1709411	10/21/2016	270	2,945.66	
1225524	1709330	10/21/2016	270	2,010.00	
1225523	1709329	10/21/2016	270	1,722.20	
1225618	162701012	10/21/2016	270	1,350.00	
1225525	1709331	10/21/2016	270	362.50	
1225537	1709342	10/21/2016	270	352.63	
1225534	1709340	10/21/2016	270	163.29	
1225493	1709309	10/21/2016	270	130.00	
1225535	1709341	10/21/2016	270	109.12	
1225497	1709311	10/21/2016	270	87.30	
1225566	1709395	10/21/2016	270	75.00	
1225522	1709328	10/21/2016	270	70.00	
1225521	1709327	10/21/2016	270	59.19	
1225581	1709374	10/21/2016	270	50.00	
1225582	1709375	10/21/2016	270	15.00	
1225512	DFA EFT REV 10/2'	10/21/2016	270		42,517.01
1225485	162701002	10/21/2016	270		3,317,000.00
1225486	162701003	10/21/2016	270		27,349,748.88
1225506	162701004	10/21/2016	270		70,578,661.59
1225602	162701005	10/21/2016	270		129,234,174.76
1225615	162601001	10/21/2016	270		9,000,000.00
1225617	162701006	10/21/2016	270		1,350.00
1226004	162601001	10/24/2016	270	120,000,000.00	

Run Date: 12/30/2016
 Run Time: 3:29:09PM

Demand Account Activity

Page: 122
 User: 0

Start Date: 7/1/2016 End Date: 12/30/2016

Jnl. Entry	Ref #	Trx. Date	Ledger	Debit Amount	Credit Amount
1226000	Back Out Journal Er	10/24/2016	270	115,801,144.02	
1226010	162701006	10/24/2016	270	29,918,541.60	
1225911	162701003	10/24/2016	270	14,000,000.00	
1225896	163001004	10/24/2016	270	13,000,000.00	
1226008	1709518	10/24/2016	270	5,448,961.01	
1225945	162701007 AIRS TA	10/24/2016	270	2,688,279.13	
1225966	1709483	10/24/2016	270	2,126,286.62	
1225994	1709509	10/24/2016	270	673,878.72	
1225909	162701002	10/24/2016	270	600,000.00	
1225972	1709489	10/24/2016	270	237,545.70	
1225948	162701008 AIRS TA	10/24/2016	270	179,685.54	
1226006	1709516	10/24/2016	270	137,267.78	
1225993	1709508	10/24/2016	270	118,898.12	
1225934	1709453	10/24/2016	270	91,100.00	
1225964	1709481	10/24/2016	270	69,520.59	
1225971	1709488	10/24/2016	270	65,627.87	
1225969	1709486	10/24/2016	270	30,736.46	
1225973	1709490	10/24/2016	270	26,342.51	
1225924	1709455	10/24/2016	270	20,135.96	
1225951	162701009 AIRS DE	10/24/2016	270	17,619.13	
1225920	1709454	10/24/2016	270	16,817.99	
1225935	1709457	10/24/2016	270	14,000.00	
1225974	1709491	10/24/2016	270	12,174.60	
1225991	1709506	10/24/2016	270	9,723.59	
1225968	1709485	10/24/2016	270	9,637.38	
1225939	1709459	10/24/2016	270	7,887.43	
1226009	1709519	10/24/2016	270	7,227.88	
1225987	1709515	10/24/2016	270	6,672.75	
1225995	1709510	10/24/2016	270	5,877.88	
1225965	1709482	10/24/2016	270	5,607.93	
1225903	1709441	10/24/2016	270	4,984.00	
1226007	1709517	10/24/2016	270	4,399.92	
1225931	1709456	10/24/2016	270	4,134.00	
1225938	1709458	10/24/2016	270	4,060.11	
1225889	1709432	10/24/2016	270	4,041.00	
1225958	1709504	10/24/2016	270	2,330.00	
1225996	1709511	10/24/2016	270	1,990.44	
1225992	1709507	10/24/2016	270	1,787.60	
1225942	1709460	10/24/2016	270	1,691.56	
1225975	1709492	10/24/2016	270	1,665.00	
1225910	1709445	10/24/2016	270	1,524.00	
1225906	1709443	10/24/2016	270	1,320.00	
1225970	1709487	10/24/2016	270	1,196.71	
1225898	1709436	10/24/2016	270	1,160.00	
1225990	1709505	10/24/2016	270	723.00	
1225944	1709461	10/24/2016	270	650.00	
1225953	162701010 AIRS DE	10/24/2016	270	570.49	
1225895	1709434	10/24/2016	270	551.00	
1225905	1709442	10/24/2016	270	420.00	
1225954	1709466	10/24/2016	270	375.00	
1225997	1709512	10/24/2016	270	367.77	
1225918	1709450	10/24/2016	270	366.50	
1225892	1709433	10/24/2016	270	330.00	
1225923	1709451	10/24/2016	270	300.00	
1225978	1709493	10/24/2016	270	295.00	
1225908	1709444	10/24/2016	270	240.00	

Run Date: 12/30/2016
 Run Time: 3:29:09PM

Demand Account Activity

Start Date: 7/1/2016 End Date: 12/30/2016

Page: 123
 User: 0

Jnl. Entry	Ref #	Trx. Date	Ledger	Debit Amount	Credit Amount
1225950	1709462	10/24/2016	270	225.00	
1225949	1709465	10/24/2016	270	225.00	
1225899	1709437	10/24/2016	270	220.00	
1225998	1709513	10/24/2016	270	158.75	
1225912	1709446	10/24/2016	270	140.00	
1225928	1709452	10/24/2016	270	132.00	
1225967	1709484	10/24/2016	270	119.47	
1225941	1709463	10/24/2016	270	100.00	
1225947	1709464	10/24/2016	270	75.00	
1225956	1709467	10/24/2016	270	75.00	
1225897	1709435	10/24/2016	270	60.00	
1225914	1709447	10/24/2016	270	30.40	
1225916	1709448	10/24/2016	270	30.40	
1225900	1709438	10/24/2016	270	22.80	
1225901	1709439	10/24/2016	270	22.80	
1225919	1709449	10/24/2016	270	19.20	
1225902	1709440	10/24/2016	270	14.40	
1225936	DFA EFT REV 10-24	10/24/2016	270		39,343.46
1225946	CC REV 10/24/16	10/24/2016	270		200.00
1225907	162701001	10/24/2016	270		8,648,000.00
1225913	162701004	10/24/2016	270		115,801,144.02
1225955	162701005	10/24/2016	270		61,246,597.17
1226001	Correct Journal Entr	10/24/2016	270		115,944,005.00
1226461	162601001	10/25/2016	270	128,000,000.00	
1226342	162701007 AIRS TA	10/25/2016	270	114,248,050.46	
1226329	163001003	10/25/2016	270	30,000,000.00	
1226410	1709607	10/25/2016	270	1,850,445.69	
1226363	1709560	10/25/2016	270	1,421,201.03	
1226030	1709530	10/25/2016	270	1,350,000.00	
1226378	1709572	10/25/2016	270	604,586.51	
1226384	1709578	10/25/2016	270	437,933.26	
1226385	1709579	10/25/2016	270	298,240.69	
1226386	1709580	10/25/2016	270	197,277.56	
1226343	162701008 AIRS TA	10/25/2016	270	165,199.31	
1226451	162701002	10/25/2016	270	152,400.92	
1226329	163001003	10/25/2016	270	143,476.53	
1226406	1709603	10/25/2016	270	142,477.01	
1226382	1709576	10/25/2016	270	136,079.73	
1226409	1709606	10/25/2016	270	94,468.23	
1226375	1709574	10/25/2016	270	76,081.29	
1226379	1709573	10/25/2016	270	39,812.16	
1226377	1709571	10/25/2016	270	34,152.41	
1226388	1709582	10/25/2016	270	33,174.02	
1226412	1709609	10/25/2016	270	32,701.99	
1226364	1709561	10/25/2016	270	30,078.39	
1226407	1709604	10/25/2016	270	26,317.50	
1226408	1709605	10/25/2016	270	24,947.90	
1226365	1709562	10/25/2016	270	15,774.51	
1226353	1709550	10/25/2016	270	13,595.40	
1226387	1709581	10/25/2016	270	13,463.76	
1226411	1709608	10/25/2016	270	11,526.27	
1226416	1709613	10/25/2016	270	11,265.54	
1226376	1709570	10/25/2016	270	8,757.41	
1226393	1709587	10/25/2016	270	8,734.50	
1226261	1709533	10/25/2016	270	8,500.00	
1226260	1709532	10/25/2016	270	5,607.66	

Run Date: 12/30/2016
 Run Time: 3:29:09PM

Demand Account Activity

Start Date: 7/1/2016 End Date: 12/30/2016

Page: 124
 User: 0

Jnl. Entry	Ref #	Trx. Date	Ledger	Debit Amount	Credit Amount
1226383	1709577	10/25/2016	270	5,516.72	
1226448	1709643	10/25/2016	270	5,089.09	
1226389	1709583	10/25/2016	270	4,990.73	
1226354	1709551	10/25/2016	270	4,168.00	
1226449	1709644	10/25/2016	270	3,742.40	
1226391	1709585	10/25/2016	270	3,629.50	
1226465	1709649	10/25/2016	270	3,604.00	
1226345	162701010 AIRWS I	10/25/2016	270	2,986.66	
1226344	162701009 AIRS D	10/25/2016	270	2,783.95	
1226417	1709614	10/25/2016	270	2,759.51	
1226390	1709584	10/25/2016	270	2,529.00	
1226394	1709588	10/25/2016	270	2,385.48	
1226392	1709586	10/25/2016	270	2,235.00	
1226402	1709596	10/25/2016	270	2,220.00	
1226398	1709592	10/25/2016	270	1,759.00	
1226397	1709591	10/25/2016	270	1,669.88	
1226356	1709553	10/25/2016	270	1,445.00	
1226396	1709590	10/25/2016	270	1,277.25	
1226464	1709648	10/25/2016	270	1,243.20	
1226031	1709531	10/25/2016	270	1,012.97	
1226329	163001003	10/25/2016	270	998.54	
1226395	1709589	10/25/2016	270	953.00	
1226403	1709597	10/25/2016	270	557.50	
1226358	1709555	10/25/2016	270	499.00	
1226355	1709552	10/25/2016	270	340.00	
1226357	1709554	10/25/2016	270	250.00	
1226401	1709595	10/25/2016	270	152.00	
1226413	1709610	10/25/2016	270	138.77	
1226359	1709556	10/25/2016	270	130.00	
1226415	1709612	10/25/2016	270	119.20	
1226400	1709594	10/25/2016	270	100.00	
1226414	1709611	10/25/2016	270	76.50	
1226399	1709593	10/25/2016	270	50.00	
1226360	1709557	10/25/2016	270	30.40	
1226361	1709558	10/25/2016	270	30.40	
1226362	1709559	10/25/2016	270	19.20	
1226348	DFA EFT REV 10/2	10/25/2016	270		9,255.92
1226346	162701001	10/25/2016	270		124,359,750.16
1226452	162701003	10/25/2016	270		158,670,955.02
1226923	162701015	10/26/2016	270	49,989,791.67	
1226790	162701003	10/26/2016	270	44,707,979.26	
1226761	162701007 AIRS TA	10/26/2016	270	38,959,815.31	
1226789	1709686	10/26/2016	270	19,430,995.11	
1226748	163001004	10/26/2016	270	19,000,000.00	
1226924	Back Out Journal Er	10/26/2016	270	18,000,000.00	
1226892	1709775	10/26/2016	270	3,087,056.02	
1226901	1709780	10/26/2016	270	2,964,378.03	
1226890	1709774	10/26/2016	270	657,015.74	
1226910	1709788	10/26/2016	270	486,000.00	
1226904	1709786	10/26/2016	270	300,000.00	
1226821	1709711	10/26/2016	270	231,180.75	
1226897	1709777	10/26/2016	270	206,321.00	
1226822	1709712	10/26/2016	270	206,023.76	
1226893	1709785	10/26/2016	270	197,038.85	
1226776	1709676	10/26/2016	270	120,137.86	
1226767	1709667	10/26/2016	270	101,131.07	

Run Date: 12/30/2016
 Run Time: 3:29:09PM

Demand Account Activity

Page: 125
 User: 0

Start Date: 7/1/2016 End Date: 12/30/2016

Jnl. Entry	Ref #	Trx. Date	Ledger	Debit Amount	Credit Amount
1226768	1709668	10/26/2016	270	93,880.14	
1226766	1709666	10/26/2016	270	80,683.54	
1226763	162701008 AIRS TA	10/26/2016	270	56,111.85	
1226770	1709670	10/26/2016	270	42,067.00	
1226769	1709669	10/26/2016	270	40,716.68	
1226825	1709715	10/26/2016	270	38,408.74	
1226774	1709674	10/26/2016	270	32,549.11	
1226906	1709787	10/26/2016	270	23,467.80	
1226826	1709716	10/26/2016	270	22,891.99	
1226791	1709687	10/26/2016	270	22,532.76	
1226775	1709675	10/26/2016	270	21,823.61	
1226896	1709776	10/26/2016	270	20,055.13	
1226889	1709773	10/26/2016	270	18,072.98	
1226840	1709730	10/26/2016	270	17,439.40	
1226773	1709673	10/26/2016	270	16,766.49	
1226900	1709779	10/26/2016	270	16,735.37	
1226804	162701004	10/26/2016	270	16,545.83	
1226778	1709678	10/26/2016	270	13,098.43	
1226783	162701010 AIRS DE	10/26/2016	270	8,271.08	
1226902	1709781	10/26/2016	270	6,907.98	
1226882	1709767	10/26/2016	270	6,669.00	
1226765	162701009 AIRS DE	10/26/2016	270	6,392.59	
1226777	1709677	10/26/2016	270	6,150.99	
1226824	1709714	10/26/2016	270	5,706.75	
1226885	1709770	10/26/2016	270	5,141.75	
1226779	1709679	10/26/2016	270	5,099.20	
1226884	1709769	10/26/2016	270	4,572.00	
1226831	1709721	10/26/2016	270	3,560.00	
1226764	1709665	10/26/2016	270	3,530.00	
1226781	1709681	10/26/2016	270	2,951.76	
1226780	1709680	10/26/2016	270	2,940.01	
1226772	1709672	10/26/2016	270	2,187.47	
1226754	1709663	10/26/2016	270	2,037.00	
1226829	1709719	10/26/2016	270	1,805.00	
1226762	1709664	10/26/2016	270	1,443.03	
1226833	1709723	10/26/2016	270	1,415.00	
1226771	1709671	10/26/2016	270	1,329.58	
1226823	1709713	10/26/2016	270	1,200.00	
1226787	1709685	10/26/2016	270	1,000.00	
1226903	1709782	10/26/2016	270	895.64	
1226911	1709791	10/26/2016	270	872.03	
1226798	1709693	10/26/2016	270	700.00	
1226784	1709683	10/26/2016	270	672.00	
1226835	1709725	10/26/2016	270	639.00	
1226782	1709682	10/26/2016	270	619.53	
1226797	1709692	10/26/2016	270	550.00	
1226898	1709778	10/26/2016	270	528.68	
1226887	1709771	10/26/2016	270	504.00	
1226785	1709684	10/26/2016	270	443.00	
1226795	1709690	10/26/2016	270	400.00	
1226830	1709720	10/26/2016	270	320.00	
1226907	1709783	10/26/2016	270	319.45	
1226832	1709722	10/26/2016	270	300.00	
1226793	1709688	10/26/2016	270	295.00	
1226880	1709766	10/26/2016	270	285.00	
1226834	1709724	10/26/2016	270	250.00	

Run Date: 12/30/2016
 Run Time: 3:29:09PM

Demand Account Activity

Start Date: 7/1/2016 End Date: 12/30/2016

Page: 126
 User: 0

Jnl. Entry	Ref #	Trx. Date	Ledger	Debit Amount	Credit Amount
1226827	1709717	10/26/2016	270	228.00	
1226888	1709772	10/26/2016	270	202.56	
1226796	1709691	10/26/2016	270	200.00	
1226794	1709689	10/26/2016	270	150.00	
1226828	1709718	10/26/2016	270	146.00	
1226837	1709727	10/26/2016	270	45.60	
1226838	1709728	10/26/2016	270	45.60	
1226836	1709726	10/26/2016	270	40.00	
1226839	1709729	10/26/2016	270	28.80	
1226883	1709768	10/26/2016	270	4.25	
1226815	DFA EFT REV 10/26	10/26/2016	270		117,996.00
1226817	DSMV E TICKET RE	10/26/2016	270		71.58
1226860	162701005	10/26/2016	270		16,545.83
1226861	162701006	10/26/2016	270		43,948,383.54
1226750	162701001	10/26/2016	270		49,696,000.00
1226752	162701002	10/26/2016	270		19,430,995.11
1226916	162601001	10/26/2016	270		18,000,000.00
1226925	Correct Journal Entr	10/26/2016	270		68,000,000.00
1228116	162601001	10/27/2016	270	116,000,000.00	
1228100	Correct Journal Entr	10/27/2016	270	76,000,000.00	
1228074	1709910	10/27/2016	270	58,880,408.03	
1228115	162701015	10/27/2016	270	39,993,155.56	
1227971	162701007 AIRS TA	10/27/2016	270	23,655,852.80	
1227957	163001003	10/27/2016	270	13,000,000.00	
1228113	162301001	10/27/2016	270	13,000,000.00	
1228009	1709832	10/27/2016	270	1,793,965.33	
1227983	1709807	10/27/2016	270	905,046.63	
1228094	1709906	10/27/2016	270	781,523.14	
1228095	1709907	10/27/2016	270	548,000.00	
1228082	1709894	10/27/2016	270	378,752.48	
1228096	1709908	10/27/2016	270	294,187.51	
1228092	1709904	10/27/2016	270	273,025.11	
1227977	1709801	10/27/2016	270	170,771.25	
1228097	1709909	10/27/2016	270	144,288.66	
1228025	1709846	10/27/2016	270	136,387.10	
1227980	1709804	10/27/2016	270	87,439.54	
1228086	1709898	10/27/2016	270	81,152.50	
1227972	162701008 AIRS TA	10/27/2016	270	81,049.91	
1228080	1709892	10/27/2016	270	61,990.26	
1228044	1709864	10/27/2016	270	54,061.94	
1227985	1709809	10/27/2016	270	52,771.06	
1227987	1709811	10/27/2016	270	47,108.60	
1227982	1709806	10/27/2016	270	40,721.67	
1228083	1709895	10/27/2016	270	40,564.53	
1228029	1709849	10/27/2016	270	39,822.95	
1228027	1709848	10/27/2016	270	30,787.62	
1228024	1709845	10/27/2016	270	18,579.92	
1228020	1709842	10/27/2016	270	18,570.03	
1227988	1709812	10/27/2016	270	14,190.00	
1228088	1709900	10/27/2016	270	13,913.99	
1228010	1709833	10/27/2016	270	12,023.00	
1227979	1709803	10/27/2016	270	11,493.49	
1227978	1709802	10/27/2016	270	9,513.52	
1228056	1709868	10/27/2016	270	8,082.83	
1228047	162701004	10/27/2016	270	7,600.00	
1228098	1709911	10/27/2016	270	6,491.82	

Run Date: 12/30/2016
 Run Time: 3:29:09PM

Demand Account Activity

Page: 127
 User: 0

Start Date: 7/1/2016 End Date: 12/30/2016

Jnl. Entry	Ref #	Trx. Date	Ledger	Debit Amount	Credit Amount
1227974	162701010 AIRS D€	10/27/2016	270	5,149.61	
1227973	162701009 AIRS D€	10/27/2016	270	4,780.72	
1228054	1709867	10/27/2016	270	4,589.83	
1228090	1709902	10/27/2016	270	3,690.00	
1227989	1709813	10/27/2016	270	3,220.00	
1228023	1709891	10/27/2016	270	3,085.25	
1228046	1709865	10/27/2016	270	2,880.00	
1228087	1709899	10/27/2016	270	2,423.97	
1228093	1709905	10/27/2016	270	2,323.29	
1228084	1709896	10/27/2016	270	1,917.83	
1228012	1709835	10/27/2016	270	1,895.00	
1227984	1709808	10/27/2016	270	1,347.00	
1228091	1709903	10/27/2016	270	1,000.00	
1228011	1709834	10/27/2016	270	990.00	
1228028	1709850	10/27/2016	270	831.60	
1228051	1709866	10/27/2016	270	780.00	
1227986	1709810	10/27/2016	270	750.00	
1228089	1709901	10/27/2016	270	610.61	
1228014	1709837	10/27/2016	270	609.00	
1228030	1709851	10/27/2016	270	525.00	
1228085	1709897	10/27/2016	270	469.23	
1228007	1709830	10/27/2016	270	463.03	
1228031	1709852	10/27/2016	270	459.00	
1228035	1709856	10/27/2016	270	360.00	
1228034	1709855	10/27/2016	270	351.75	
1228033	1709854	10/27/2016	270	345.00	
1228013	1709836	10/27/2016	270	340.00	
1228036	1709857	10/27/2016	270	290.00	
1228032	1709853	10/27/2016	270	278.00	
1228043	1709863	10/27/2016	270	251.00	
1228037	1709858	10/27/2016	270	185.00	
1228040	1709861	10/27/2016	270	180.00	
1228081	1709893	10/27/2016	270	150.00	
1228041	1709862	10/27/2016	270	109.50	
1228038	1709859	10/27/2016	270	100.00	
1228039	1709860	10/27/2016	270	90.00	
1228016	1709838	10/27/2016	270	80.00	
1227990	1709814	10/27/2016	270	75.00	
1228017	1709839	10/27/2016	270	45.60	
1228018	1709840	10/27/2016	270	45.60	
1228026	1709847	10/27/2016	270	35.30	
1228019	1709841	10/27/2016	270	28.80	
1228008	1709831	10/27/2016	270	5.18	
1227981	1709805	10/27/2016	270	0.02	
1227975	8006907 EFT REV 1	10/27/2016	270		85,050.96
1227958	162701001	10/27/2016	270		31,371,000.00
1228042	162701002	10/27/2016	270		111,006,617.37
1228045	162701003	10/27/2016	270		7,600.00
1228055	162701004	10/27/2016	270		38,780,912.08
1228101	162701005	10/27/2016	270		49,989,791.67
1228118	Back Out Journal Er	10/27/2016	270		116,000,000.00
1228627	162701003	10/28/2016	270	234,033,152.78	
1228749	162601001	10/28/2016	270	87,000,000.00	
1228621	163001004	10/28/2016	270	18,000,000.00	
1228662	1709950	10/28/2016	270	5,059,442.91	
1228637	162701007 AIRS TA	10/28/2016	270	4,026,859.52	

Run Date: 12/30/2016
 Run Time: 3:29:09PM

Demand Account Activity

Page: 128
 User: 0

Start Date: 7/1/2016 End Date: 12/30/2016

Jnl. Entry	Ref #	Trx. Date	Ledger	Debit Amount	Credit Amount
1228653	1709943	10/28/2016	270	2,444,578.24	
1228710	1710007	10/28/2016	270	2,064,805.15	
1228663	1709951	10/28/2016	270	1,645,135.94	
1228626	162701002	10/28/2016	270	1,000,000.00	
1228750	162301001	10/28/2016	270	1,000,000.00	
1228668	1709956	10/28/2016	270	340,570.00	
1228688	1709975	10/28/2016	270	302,476.25	
1228689	1709976	10/28/2016	270	199,865.00	
1228130	1709923	10/28/2016	270	196,296.62	
1228661	1709949	10/28/2016	270	193,499.33	
1228656	1709944	10/28/2016	270	152,411.48	
1228652	1709942	10/28/2016	270	141,850.68	
1228693	1709980	10/28/2016	270	61,858.03	
1228742	1710024	10/28/2016	270	61,077.45	
1228672	1709960	10/28/2016	270	49,907.00	
1228638	162701008 AIRS TA	10/28/2016	270	41,469.25	
1228743	1710025	10/28/2016	270	39,497.55	
1228657	1709945	10/28/2016	270	36,574.79	
1228744	1710026	10/28/2016	270	33,000.00	
1228733	1710015	10/28/2016	270	28,111.29	
1228664	1709952	10/28/2016	270	27,847.80	
1228692	1709979	10/28/2016	270	19,827.67	
1228690	1709977	10/28/2016	270	16,486.41	
1228670	1709958	10/28/2016	270	14,882.97	
1228737	1710019	10/28/2016	270	13,468.79	
1228639	162701009 AIRS DE	10/28/2016	270	8,913.06	
1228691	1709978	10/28/2016	270	8,830.95	
1228738	1710020	10/28/2016	270	7,461.11	
1228667	1709955	10/28/2016	270	4,917.81	
1228739	1710021	10/28/2016	270	4,622.93	
1228681	1709968	10/28/2016	270	4,499.00	
1228734	1710016	10/28/2016	270	4,045.35	
1228735	1710017	10/28/2016	270	3,795.97	
1228658	1709946	10/28/2016	270	2,051.68	
1228640	162701010 AIRS DE	10/28/2016	270	1,851.79	
1228694	1709981	10/28/2016	270	1,817.00	
1228669	1709957	10/28/2016	270	1,500.00	
1228741	1710023	10/28/2016	270	1,390.68	
1228701	1709988	10/28/2016	270	1,375.00	
1228695	1709982	10/28/2016	270	1,373.83	
1228696	1709983	10/28/2016	270	1,329.00	
1228665	1709953	10/28/2016	270	1,220.00	
1228683	1709970	10/28/2016	270	1,154.00	
1228679	1709966	10/28/2016	270	1,140.00	
1228740	1710022	10/28/2016	270	776.28	
1228708	1709996	10/28/2016	270	746.25	
1228666	1709954	10/28/2016	270	650.00	
1228702	1709989	10/28/2016	270	462.50	
1228659	1709947	10/28/2016	270	410.97	
1228682	1709969	10/28/2016	270	370.00	
1228698	1709985	10/28/2016	270	369.00	
1228736	1710018	10/28/2016	270	291.25	
1228699	1709986	10/28/2016	270	279.00	
1228660	1709948	10/28/2016	270	260.00	
1228680	1709967	10/28/2016	270	210.00	
1228697	1709984	10/28/2016	270	195.00	

Run Date: 12/30/2016
 Run Time: 3:29:09PM

Demand Account Activity

Page: 129
 User: 0

Start Date: 7/1/2016 End Date: 12/30/2016

Jnl. Entry	Ref #	Trx. Date	Ledger	Debit Amount	Credit Amount
1228703	1709990	10/28/2016	270	140.45	
1228684	1709971	10/28/2016	270	140.00	
1228700	1709987	10/28/2016	270	80.00	
1228671	1709959	10/28/2016	270	62.00	
1228685	1709972	10/28/2016	270	45.60	
1228686	1709973	10/28/2016	270	45.60	
1228687	1709974	10/28/2016	270	28.80	
1228624	DFA EFT REV 10/28	10/28/2016	270		10,199.70
1228625	162701001	10/28/2016	270		2,797,000.00
1228655	162701004	10/28/2016	270		354,760,264.81
1229613	Correct Journal Entr	10/31/2016	270	82,750,000.00	
1229592	1727020	10/31/2016	270	82,712,675.00	
1229508	172701007	10/31/2016	270	9,000,000.00	
1229526	172701003EFT AIR!	10/31/2016	270	2,554,270.87	
1229557	1710108	10/31/2016	270	1,937,740.14	
1229566	1710112	10/31/2016	270	406,864.00	
1229564	1710110	10/31/2016	270	309,335.03	
1229507	172701002	10/31/2016	270	100,498.63	
1229484	1710066	10/31/2016	270	98,147.87	
1229569	1710115	10/31/2016	270	94,932.09	
1229540	1710098	10/31/2016	270	79,007.83	
1229567	1710113	10/31/2016	270	69,770.93	
1229529	172701004CC AIRS	10/31/2016	270	64,333.03	
1229531	1710093	10/31/2016	270	56,480.24	
1229471	1710055	10/31/2016	270	22,819.29	
1229563	1710109	10/31/2016	270	21,504.69	
1229595	1710130	10/31/2016	270	14,401.88	
1229533	172701005IFTA CC	10/31/2016	270	8,758.20	
1229602	1710133	10/31/2016	270	5,883.50	
1229519	1710087	10/31/2016	270	4,399.00	
1229481	1710065	10/31/2016	270	4,067.00	
1229568	1710114	10/31/2016	270	3,212.46	
1229475	1710059	10/31/2016	270	2,752.65	
1229535	1710096	10/31/2016	270	2,185.00	
1229480	1710064	10/31/2016	270	1,664.00	
1229530	1710092	10/31/2016	270	1,602.62	
1229534	1710095	10/31/2016	270	1,575.01	
1229528	1710091	10/31/2016	270	1,473.63	
1229517	1710085	10/31/2016	270	1,370.00	
1229472	1710056	10/31/2016	270	1,308.05	
1229598	1710131	10/31/2016	270	850.81	
1229538	1710097	10/31/2016	270	550.00	
1229524	1710089	10/31/2016	270	547.00	
1229477	1710061	10/31/2016	270	514.10	
1229541	1710099	10/31/2016	270	505.25	
1229597	1710135	10/31/2016	270	424.00	
1229532	1710094	10/31/2016	270	375.00	
1229521	1710088	10/31/2016	270	370.00	
1229599	1710136	10/31/2016	270	350.00	
1229604	1710138	10/31/2016	270	340.00	
1229600	1710132	10/31/2016	270	265.20	
1229518	1710086	10/31/2016	270	250.00	
1229594	1710134	10/31/2016	270	250.00	
1229476	1710060	10/31/2016	270	213.40	
1229536	172701006IRPCC A	10/31/2016	270	166.86	
1229513	1710084	10/31/2016	270	164.18	

Run Date: 12/30/2016
 Run Time: 3:29:09PM

Demand Account Activity

Start Date: 7/1/2016 End Date: 12/30/2016

Page: 130
 User: 0

Jnl. Entry	Ref #	Trx. Date	Ledger	Debit Amount	Credit Amount
1229565	1710111	10/31/2016	270	155.60	
1229601	1710137	10/31/2016	270	150.00	
1229473	1710057	10/31/2016	270	112.75	
1229527	1710090	10/31/2016	270	100.00	
1229474	1710058	10/31/2016	270	91.18	
1229478	1710062	10/31/2016	270	79.30	
1229479	1710063	10/31/2016	270	25.12	
1229605	1710139	10/31/2016	270	4.25	
1229499	8006909 EFT REV 1	10/31/2016	270		1,746.89
1229486	172701001	10/31/2016	270		2,318,000.00
1229596	172701015	10/31/2016	270		19,727,622.30
1229609	172701016	10/31/2016	270		76,000,000.00
1229612	Back Out Journal Er	10/31/2016	270		82,712,675.00
1229962	162701103	11/1/2016	270	34,742,246.58	
1230004	162701105	11/1/2016	270	14,620,533.33	
1230015	1710210	11/1/2016	270	3,380,000.00	
1229733	1710164	11/1/2016	270	1,861,672.50	
1229980	1710188	11/1/2016	270	1,468,749.42	
1229645	1710156	11/1/2016	270	250,000.00	
1229941	1710165	11/1/2016	270	171,352.50	
1229960	1710177	11/1/2016	270	87,460.91	
1229647	1710158	11/1/2016	270	48,847.64	
1229961	1710178	11/1/2016	270	23,410.00	
1229722	1710160	11/1/2016	270	23,131.16	
1229943	1710167	11/1/2016	270	9,682.06	
1229942	1710166	11/1/2016	270	9,450.00	
1229646	1710157	11/1/2016	270	9,007.00	
1229981	1710189	11/1/2016	270	8,675.79	
1230003	162701104	11/1/2016	270	5,833.33	
1229951	162701102	11/1/2016	270	4,766.67	
1229732	1710162	11/1/2016	270	4,592.48	
1229641	1710152	11/1/2016	270	3,671.00	
1229982	1710194	11/1/2016	270	3,085.25	
1229978	1710186	11/1/2016	270	2,906.42	
1229958	1710175	11/1/2016	270	2,795.00	
1230008	1710207	11/1/2016	270	2,411.80	
1229959	1710176	11/1/2016	270	1,719.54	
1229731	1710161	11/1/2016	270	1,358.00	
1229721	1710159	11/1/2016	270	1,288.00	
1229957	1710174	11/1/2016	270	910.00	
1230020	1710213	11/1/2016	270	800.00	
1229999	1710201	11/1/2016	270	397.10	
1229963	1710179	11/1/2016	270	330.00	
1229644	1710155	11/1/2016	270	313.00	
1229956	1710173	11/1/2016	270	110.00	
1229979	1710187	11/1/2016	270	53.95	
1229643	1710154	11/1/2016	270	48.00	
1229642	1710153	11/1/2016	270	35.04	
1229950	162701101	11/1/2016	270		201,003.88
1230005	162701106	11/1/2016	270		14,620,533.33
1230006	162701107	11/1/2016	270		5,833.33
1230007	162701108	11/1/2016	270		18,976,412.99
1230017	162601101	11/1/2016	270		23,000,000.00
1230226	162701103	11/2/2016	270	36,697,855.48	
1230048	1710219	11/2/2016	270	15,651,822.17	
1230036	162701107 AIRS TA	11/2/2016	270	10,438,026.66	

Run Date: 12/30/2016
Run Time: 3:29:09PM

Demand Account Activity

Start Date: 7/1/2016 End Date: 12/30/2016

Page: 131
User: 0

Jnl. Entry	Ref #	Trx. Date	Ledger	Debit Amount	Credit Amount
1230029	163001103	11/2/2016	270	7,000,000.00	
1230376	1710301	11/2/2016	270	929,607.39	
1230402	1710318	11/2/2016	270	446,599.75	
1230374	1710299	11/2/2016	270	441,490.35	
1230348	1710273	11/2/2016	270	362,653.50	
1230400	1710316	11/2/2016	270	311,000.00	
1230375	1710300	11/2/2016	270	203,014.65	
1230378	1710303	11/2/2016	270	185,546.00	
1230344	1710269	11/2/2016	270	155,259.71	
1230037	162701108 AIRS TA	11/2/2016	270	92,764.57	
1230383	1710308	11/2/2016	270	79,158.69	
1230345	1710270	11/2/2016	270	75,570.62	
1230398	1710313	11/2/2016	270	61,148.68	
1230377	1710302	11/2/2016	270	34,796.00	
1230038	162701109 AIRS D€	11/2/2016	270	32,416.12	
1230346	1710271	11/2/2016	270	26,164.44	
1230046	1710217	11/2/2016	270	20,494.66	
1230049	1710220	11/2/2016	270	17,997.98	
1230026	1710215	11/2/2016	270	12,656.86	
1230363	1710294	11/2/2016	270	11,380.00	
1230050	1710221	11/2/2016	270	10,582.99	
1230366	1710295	11/2/2016	270	6,357.00	
1230340	1710265	11/2/2016	270	5,628.50	
1230341	1710266	11/2/2016	270	5,264.00	
1230314	1710239	11/2/2016	270	5,011.00	
1230347	1710272	11/2/2016	270	3,845.87	
1230371	1710298	11/2/2016	270	3,411.77	
1230404	1710319	11/2/2016	270	3,259.95	
1230342	1710267	11/2/2016	270	2,840.17	
1230343	1710268	11/2/2016	270	2,651.63	
1230380	1710305	11/2/2016	270	2,578.28	
1230329	1710254	11/2/2016	270	2,575.00	
1230382	1710307	11/2/2016	270	1,883.83	
1230039	162701110 AIRS D€	11/2/2016	270	1,869.95	
1230367	1710296	11/2/2016	270	1,277.00	
1230312	1710237	11/2/2016	270	1,045.00	
1230384	1710312	11/2/2016	270	1,032.05	
1230333	1710258	11/2/2016	270	831.00	
1230330	1710255	11/2/2016	270	692.50	
1230334	1710259	11/2/2016	270	621.00	
1230310	1710235	11/2/2016	270	611.00	
1230047	1710218	11/2/2016	270	588.65	
1230381	1710306	11/2/2016	270	461.52	
1230045	1710216	11/2/2016	270	455.79	
1230315	1710240	11/2/2016	270	430.00	
1230335	1710260	11/2/2016	270	387.83	
1230336	1710261	11/2/2016	270	350.00	
1230337	1710262	11/2/2016	270	242.00	
1230338	1710263	11/2/2016	270	225.00	
1230369	1710297	11/2/2016	270	208.15	
1230313	1710238	11/2/2016	270	200.00	
1230339	1710264	11/2/2016	270	190.34	
1230331	1710256	11/2/2016	270	115.00	
1230311	1710236	11/2/2016	270	100.00	
1230328	1710253	11/2/2016	270	97.00	
1230358	1710293	11/2/2016	270	85.00	

Run Date: 12/30/2016
 Run Time: 3:29:09PM

Demand Account Activity

Start Date: 7/1/2016 End Date: 12/30/2016

Page: 132
 User: 0

Jnl. Entry	Ref #	Trx. Date	Ledger	Debit Amount	Credit Amount
1230332	1710257	11/2/2016	270	61.00	
1230307	1710232	11/2/2016	270	30.40	
1230308	1710233	11/2/2016	270	30.40	
1230309	1710234	11/2/2016	270	19.20	
1230030	162701101	11/2/2016	270		15,651,822.17
1230040	162701102	11/2/2016	270		2,609,393.37
1230388	162701104	11/2/2016	270		16,022,011.11
1230395	162601101	11/2/2016	270		39,000,000.00
1230824	1710432	11/3/2016	270	61,720,844.36	
1230837	162701103	11/3/2016	270	14,988,673.61	
1230731	162701107 AIRS TA	11/3/2016	270	11,617,693.35	
1230831	1710445	11/3/2016	270	3,312,147.42	
1230718	163001104	11/3/2016	270	2,000,000.00	
1230708	1710343	11/3/2016	270	567,047.88	
1230701	1710336	11/3/2016	270	348,274.43	
1230845	1710451	11/3/2016	270	252,101.05	
1230832	1710446	11/3/2016	270	203,813.57	
1230826	1710434	11/3/2016	270	179,306.81	
1230764	1710379	11/3/2016	270	172,496.35	
1230706	1710341	11/3/2016	270	150,000.00	
1230707	1710342	11/3/2016	270	100,465.38	
1230849	1710455	11/3/2016	270	84,000.00	
1230732	162701108 AIRS TA	11/3/2016	270	63,383.91	
1230825	1710433	11/3/2016	270	53,000.00	
1230765	1710380	11/3/2016	270	37,447.33	
1230772	1710387	11/3/2016	270	29,462.57	
1230771	1710386	11/3/2016	270	25,769.92	
1230770	1710385	11/3/2016	270	24,088.76	
1230827	1710435	11/3/2016	270	22,540.20	
1230700	1710335	11/3/2016	270	17,857.00	
1230766	1710381	11/3/2016	270	13,995.76	
1230835	162701101	11/3/2016	270	13,337.91	
1230830	1710444	11/3/2016	270	11,539.00	
1230733	162701109 AIRS DE	11/3/2016	270	10,963.63	
1230823	1710431	11/3/2016	270	10,778.61	
1230817	1710426	11/3/2016	270	10,653.00	
1230702	1710337	11/3/2016	270	7,000.00	
1230759	1710374	11/3/2016	270	5,628.32	
1230760	1710375	11/3/2016	270	5,358.90	
1230829	1710443	11/3/2016	270	4,639.50	
1230704	1710339	11/3/2016	270	4,353.88	
1230761	1710376	11/3/2016	270	3,961.50	
1230847	1710453	11/3/2016	270	3,740.00	
1230769	1710384	11/3/2016	270	3,349.57	
1230804	1710419	11/3/2016	270	3,179.00	
1230705	1710340	11/3/2016	270	3,066.00	
1230820	1710428	11/3/2016	270	2,845.00	
1230742	1710357	11/3/2016	270	2,500.00	
1230762	1710377	11/3/2016	270	2,452.67	
1230768	1710383	11/3/2016	270	2,303.13	
1230744	1710359	11/3/2016	270	1,729.67	
1230709	1710344	11/3/2016	270	1,622.61	
1230811	1710424	11/3/2016	270	1,602.00	
1230800	1710415	11/3/2016	270	1,360.00	
1230819	1710427	11/3/2016	270	890.00	
1230763	1710378	11/3/2016	270	552.94	

Run Date: 12/30/2016
 Run Time: 3:29:09PM

Demand Account Activity

Page: 133
 User: 0

Start Date: 7/1/2016 End Date: 12/30/2016

Jnl. Entry	Ref #	Trx. Date	Ledger	Debit Amount	Credit Amount
1230821	1710429	11/3/2016	270	530.00	
1230802	1710417	11/3/2016	270	452.50	
1230822	1710430	11/3/2016	270	368.67	
1230753	1710368	11/3/2016	270	310.00	
1230696	1710331	11/3/2016	270	300.00	
1230743	1710358	11/3/2016	270	275.00	
1230805	1710420	11/3/2016	270	270.00	
1230801	1710416	11/3/2016	270	260.00	
1230698	1710333	11/3/2016	270	225.00	
1230703	1710338	11/3/2016	270	183.13	
1230754	1710369	11/3/2016	270	159.00	
1230693	1710328	11/3/2016	270	150.00	
1230815	1710425	11/3/2016	270	90.00	
1230803	1710418	11/3/2016	270	80.00	
1230694	1710329	11/3/2016	270	75.00	
1230695	1710330	11/3/2016	270	75.00	
1230697	1710332	11/3/2016	270	75.00	
1230711	1710345	11/3/2016	270	44.36	
1230797	1710412	11/3/2016	270	30.40	
1230798	1710413	11/3/2016	270	30.40	
1230740	1710442	11/3/2016	270	27.44	
1230755	1710370	11/3/2016	270	20.00	
1230799	1710414	11/3/2016	270	19.20	
1230756	1710371	11/3/2016	270	16.00	
1230806	1710421	11/3/2016	270	15.20	
1230808	1710422	11/3/2016	270	15.20	
1230699	1710334	11/3/2016	270	12.75	
1230745	1710360	11/3/2016	270	12.00	
1230757	1710372	11/3/2016	270	12.00	
1230758	1710373	11/3/2016	270	12.00	
1230809	1710423	11/3/2016	270	9.60	
1230746	1710361	11/3/2016	270	8.00	
1230747	1710362	11/3/2016	270	8.00	
1230748	1710363	11/3/2016	270	8.00	
1230749	1710364	11/3/2016	270	8.00	
1230750	1710365	11/3/2016	270	4.00	
1230751	1710366	11/3/2016	270	4.00	
1230752	1710367	11/3/2016	270	4.00	
1230767	1710382	11/3/2016	270	1.00	
1230622	DFA EFT REV 11/3/	11/3/2016	270		19,403.15
1230836	162701102	11/3/2016	270		33,136,882.83
1230839	162701104	11/3/2016	270		14,988,673.61
1230851	162601101	11/3/2016	270		48,000,000.00
1231132	162701101	11/4/2016	270	79,931,765.59	
1231278	162601101	11/4/2016	270	36,000,000.00	
1231114	163001104	11/4/2016	270	6,000,000.00	
1231126	162701107 AIRS TA	11/4/2016	270	5,111,589.83	
1231226	1710558	11/4/2016	270	3,360,887.73	
1231262	1710593	11/4/2016	270	1,319,692.37	
1231228	1710560	11/4/2016	270	215,617.60	
1231283	1710606	11/4/2016	270	172,494.23	
1231227	1710559	11/4/2016	270	154,655.89	
1231209	1710542	11/4/2016	270	106,079.99	
1231128	162701109 AIRS DE	11/4/2016	270	96,899.82	
1231155	1710493	11/4/2016	270	51,925.20	
1231181	1710515	11/4/2016	270	42,862.00	

Run Date: 12/30/2016
 Run Time: 3:29:09PM

Demand Account Activity

Page: 134
 User: 0

Start Date: 7/1/2016 End Date: 12/30/2016

Jnl. Entry	Ref #	Trx. Date	Ledger	Debit Amount	Credit Amount
1231151	1710489	11/4/2016	270	35,082.51	
1231179	1710513	11/4/2016	270	27,515.62	
1231210	1710543	11/4/2016	270	27,130.92	
1231152	1710490	11/4/2016	270	25,194.38	
1231150	1710488	11/4/2016	270	23,303.56	
1231192	1710526	11/4/2016	270	16,056.08	
1231238	1710566	11/4/2016	270	14,078.39	
1231174	1710509	11/4/2016	270	13,498.60	
1231127	162701108 AIRS TA	11/4/2016	270	11,435.65	
1231221	1710553	11/4/2016	270	11,195.13	
1231180	1710514	11/4/2016	270	10,449.76	
1231218	1710550	11/4/2016	270	10,029.20	
1231225	1710557	11/4/2016	270	8,895.22	
1231217	1710549	11/4/2016	270	5,730.45	
1231212	1710544	11/4/2016	270	5,691.46	
1231190	1710524	11/4/2016	270	5,542.00	
1231176	1710510	11/4/2016	270	5,260.00	
1231134	1710483	11/4/2016	270	5,150.00	
1231144	1710486	11/4/2016	270	4,553.44	
1231213	1710545	11/4/2016	270	4,552.36	
1231130	162701110 AIRS DE	11/4/2016	270	3,960.74	
1231129	1710469	11/4/2016	270	3,458.44	
1231172	1710507	11/4/2016	270	3,286.00	
1231284	1710607	11/4/2016	270	2,360.26	
1231149	1710487	11/4/2016	270	2,323.31	
1231173	1710508	11/4/2016	270	2,287.70	
1231220	1710552	11/4/2016	270	2,263.73	
1231166	1710504	11/4/2016	270	2,255.00	
1231236	1710565	11/4/2016	270	2,224.25	
1231142	1710478	11/4/2016	270	2,213.66	
1231224	1710556	11/4/2016	270	1,680.00	
1231219	1710551	11/4/2016	270	1,500.00	
1231223	1710555	11/4/2016	270	1,403.25	
1231188	1710522	11/4/2016	270	1,310.00	
1231214	1710546	11/4/2016	270	1,285.10	
1231216	1710548	11/4/2016	270	1,246.64	
1231145	1710479	11/4/2016	270	1,179.10	
1231215	1710547	11/4/2016	270	1,148.77	
1231147	1710481	11/4/2016	270	887.11	
1231186	1710520	11/4/2016	270	879.00	
1231140	1710476	11/4/2016	270	580.00	
1231191	1710525	11/4/2016	270	460.00	
1231135	1710472	11/4/2016	270	438.82	
1231138	1710484	11/4/2016	270	428.10	
1230869	1710482	11/4/2016	270	420.00	
1231170	1710506	11/4/2016	270	361.00	
1231139	1710475	11/4/2016	270	333.80	
1231276	1710603	11/4/2016	270	250.00	
1231189	1710523	11/4/2016	270	250.00	
1231143	1710485	11/4/2016	270	218.00	
1231234	1710564	11/4/2016	270	164.11	
1231178	1710512	11/4/2016	270	162.90	
1231261	1710592	11/4/2016	270	162.00	
1231222	1710554	11/4/2016	270	155.56	
1231168	1710505	11/4/2016	270	105.00	
1231187	1710521	11/4/2016	270	100.00	

Run Date: 12/30/2016
 Run Time: 3:29:09PM

Demand Account Activity

Start Date: 7/1/2016 End Date: 12/30/2016

Page: 135
 User: 0

Jnl. Entry	Ref #	Trx. Date	Ledger	Debit Amount	Credit Amount
1231182	1710516	11/4/2016	270	77.00	
1231260	1710591	11/4/2016	270	74.00	
1231125	1710468	11/4/2016	270	72.75	
1231141	1710477	11/4/2016	270	54.42	
1231146	1710480	11/4/2016	270	26.43	
1231131	1710470	11/4/2016	270	22.86	
1231183	1710517	11/4/2016	270	22.80	
1231184	1710518	11/4/2016	270	22.80	
1231137	1710474	11/4/2016	270	20.22	
1231136	1710473	11/4/2016	270	18.94	
1231133	1710471	11/4/2016	270	18.09	
1231185	1710519	11/4/2016	270	14.40	
1231177	1710511	11/4/2016	270	0.70	
1230868	DFA EFT REV 11/4/	11/4/2016	270		21,706.53
1231175	162701105	11/4/2016	270		133,135,463.23
1231534	162701101	11/7/2016	270	26,840,339.00	
1231533	163001104	11/7/2016	270	7,000,000.00	
1231545	162701107 AIRS TA	11/7/2016	270	6,331,828.92	
1231586	1710652	11/7/2016	270	1,662,058.70	
1231667	1710719	11/7/2016	270	1,300,000.00	
1231668	1710720	11/7/2016	270	376,596.03	
1231587	1710653	11/7/2016	270	358,512.43	
1231588	1710654	11/7/2016	270	203,975.10	
1231615	1710680	11/7/2016	270	185,083.20	
1231660	1710712	11/7/2016	270	177,400.97	
1231568	1710636	11/7/2016	270	165,182.00	
1231582	1710648	11/7/2016	270	154,198.46	
1231614	1710679	11/7/2016	270	145,373.80	
1231664	1710716	11/7/2016	270	57,717.14	
1231546	162701108 AIRS TA	11/7/2016	270	55,252.29	
1231547	162701109 AIRS DE	11/7/2016	270	55,006.10	
1231626	1710688	11/7/2016	270	52,000.00	
1231609	1710674	11/7/2016	270	44,938.48	
1231567	1710635	11/7/2016	270	41,472.00	
1231620	1710689	11/7/2016	270	40,327.50	
1231565	1710633	11/7/2016	270	39,500.00	
1231616	1710681	11/7/2016	270	35,137.22	
1231566	1710634	11/7/2016	270	33,269.34	
1231622	1710690	11/7/2016	270	24,158.64	
1231562	1710630	11/7/2016	270	18,737.60	
1231610	1710675	11/7/2016	270	18,617.38	
1231569	1710637	11/7/2016	270	13,961.92	
1231669	1710721	11/7/2016	270	9,147.70	
1231611	1710676	11/7/2016	270	7,279.69	
1231585	1710651	11/7/2016	270	6,710.99	
1231663	1710715	11/7/2016	270	5,239.93	
1231553	1710621	11/7/2016	270	5,150.00	
1231552	1710620	11/7/2016	270	4,410.00	
1231613	1710678	11/7/2016	270	4,302.73	
1231596	1710662	11/7/2016	270	4,095.00	
1231563	1710631	11/7/2016	270	3,396.48	
1231662	1710714	11/7/2016	270	2,941.75	
1231623	1710687	11/7/2016	270	2,737.00	
1231608	1710673	11/7/2016	270	2,174.54	
1231583	1710649	11/7/2016	270	2,155.23	
1231592	1710658	11/7/2016	270	1,705.00	

Run Date: 12/30/2016
 Run Time: 3:29:09PM

Demand Account Activity

Page: 136
 User: 0

Start Date: 7/1/2016 End Date: 12/30/2016

Jnl. Entry	Ref #	Trx. Date	Ledger	Debit Amount	Credit Amount
1231580	1710647	11/7/2016	270	1,590.00	
1231564	1710632	11/7/2016	270	1,432.97	
1231655	1710711	11/7/2016	270	1,425.34	
1231598	1710664	11/7/2016	270	1,204.16	
1231594	1710660	11/7/2016	270	1,153.00	
1231556	1710624	11/7/2016	270	1,070.00	
1231584	1710650	11/7/2016	270	960.44	
1231624	1710691	11/7/2016	270	418.72	
1231621	1710686	11/7/2016	270	361.00	
1231597	1710663	11/7/2016	270	350.00	
1231637	1710699	11/7/2016	270	341.00	
1231557	1710625	11/7/2016	270	339.50	
1231593	1710659	11/7/2016	270	320.00	
1231560	1710628	11/7/2016	270	300.00	
1231599	1710665	11/7/2016	270	285.00	
1231578	1710646	11/7/2016	270	267.50	
1231595	1710661	11/7/2016	270	255.00	
1231555	1710623	11/7/2016	270	225.00	
1231291	1710619	11/7/2016	270	200.00	
1231558	1710626	11/7/2016	270	150.00	
1231554	1710622	11/7/2016	270	84.00	
1231559	1710627	11/7/2016	270	75.00	
1231561	1710629	11/7/2016	270	75.00	
1231612	1710677	11/7/2016	270	44.15	
1231589	1710655	11/7/2016	270	38.00	
1231590	1710656	11/7/2016	270	38.00	
1231661	1710713	11/7/2016	270	30.94	
1231591	1710657	11/7/2016	270	24.00	
1231576	8006914 EFT REV 1	11/7/2016	270		10,175.55
1231581	162701102	11/7/2016	270		3,369,493.61
1231635	162701104	11/7/2016	270		28,098,157.64
1231652	162601101	11/7/2016	270		14,000,000.00
1232002	162701101	11/8/2016	270	49,326,236.11	
1231702	163001104	11/8/2016	270	10,000,000.00	
1231697	162701107 AIRS TA	11/8/2016	270	6,899,895.32	
1231689	163001103	11/8/2016	270	6,000,000.00	
1232043	1710804	11/8/2016	270	3,018,357.21	
1232088	1710843	11/8/2016	270	1,289,122.84	
1232103	1710855	11/8/2016	270	700,000.00	
1232080	1710837	11/8/2016	270	574,567.47	
1232037	1710799	11/8/2016	270	473,044.94	
1232033	1710795	11/8/2016	270	388,684.19	
1232090	1710845	11/8/2016	270	342,723.00	
1232093	1710848	11/8/2016	270	315,000.00	
1232040	1710801	11/8/2016	270	237,167.13	
1231998	1710805	11/8/2016	270	230,291.86	
1232032	1710794	11/8/2016	270	190,936.28	
1232034	1710796	11/8/2016	270	125,396.83	
1232028	1710790	11/8/2016	270	112,840.62	
1232099	1710854	11/8/2016	270	85,663.50	
1231936	1710749	11/8/2016	270	80,934.84	
1231714	1710747	11/8/2016	270	76,291.84	
1232089	1710844	11/8/2016	270	73,799.76	
1232041	1710802	11/8/2016	270	56,087.31	
1232084	1710840	11/8/2016	270	42,675.79	
1231698	162701108 AIRS TA	11/8/2016	270	41,883.02	

Run Date: 12/30/2016
 Run Time: 3:29:09PM

Demand Account Activity

Page: 137
 User: 0

Start Date: 7/1/2016 End Date: 12/30/2016

Jnl. Entry	Ref #	Trx. Date	Ledger	Debit Amount	Credit Amount
1232035	1710797	11/8/2016	270	37,889.31	
1231708	1710741	11/8/2016	270	22,566.79	
1232042	1710803	11/8/2016	270	22,043.76	
1232030	1710792	11/8/2016	270	16,114.85	
1231712	1710745	11/8/2016	270	15,716.72	
1232076	1710835	11/8/2016	270	15,453.85	
1231701	162701110 AIRS DE	11/8/2016	270	5,519.76	
1231986	1710757	11/8/2016	270	5,342.00	
1232038	1710800	11/8/2016	270	5,297.26	
1232095	1710851	11/8/2016	270	5,220.00	
1232036	1710798	11/8/2016	270	4,284.05	
1232031	1710793	11/8/2016	270	3,596.00	
1232026	1710788	11/8/2016	270	3,490.00	
1231707	1710740	11/8/2016	270	3,412.79	
1232086	1710842	11/8/2016	270	3,204.50	
1231699	162701109 AIRS DE	11/8/2016	270	2,866.26	
1231713	1710746	11/8/2016	270	2,459.00	
1232091	1710846	11/8/2016	270	1,677.41	
1232092	1710847	11/8/2016	270	1,494.01	
1231988	1710759	11/8/2016	270	1,360.00	
1231706	1710739	11/8/2016	270	1,209.00	
1231990	1710761	11/8/2016	270	1,100.00	
1232027	1710789	11/8/2016	270	767.20	
1231987	1710758	11/8/2016	270	460.00	
1231715	1710748	11/8/2016	270	436.32	
1231709	1710742	11/8/2016	270	425.00	
1231710	1710743	11/8/2016	270	420.00	
1232029	1710791	11/8/2016	270	283.16	
1232025	1710787	11/8/2016	270	277.50	
1231989	1710760	11/8/2016	270	260.00	
1232081	1710838	11/8/2016	270	210.00	
1232085	1710841	11/8/2016	270	154.75	
1231991	1710762	11/8/2016	270	110.00	
1232082	1710839	11/8/2016	270	90.00	
1232078	1710836	11/8/2016	270	30.00	
1231993	1710763	11/8/2016	270	15.20	
1231994	1710764	11/8/2016	270	15.20	
1231711	1710744	11/8/2016	270	13.99	
1231995	1710765	11/8/2016	270	9.60	
1231997	DFA EFT REV 11-8-	11/8/2016	270		483.40
1232010	162701102	11/8/2016	270		17,736,000.00
1232016	162701103	11/8/2016	270		21,977,790.81
1232046	162601101	11/8/2016	270		41,000,000.00
1232109	1710860	11/9/2016	270	134,235,399.86	
1232611	Back Out Journal Er	11/9/2016	270	64,000,000.00	
1232500	162701104	11/9/2016	270	43,448,511.67	
1232520	1710912	11/9/2016	270	12,016,757.73	
1232466	163001103	11/9/2016	270	9,000,000.00	
1232460	162701107 AIRS TA	11/9/2016	270	5,681,240.81	
1232586	1710972	11/9/2016	270	1,952,396.58	
1232521	1710913	11/9/2016	270	1,496,515.95	
1232483	1710885	11/9/2016	270	688,295.28	
1232519	1710911	11/9/2016	270	261,347.20	
1232559	1710946	11/9/2016	270	197,785.00	
1232554	1710941	11/9/2016	270	127,444.62	
1232555	1710942	11/9/2016	270	120,943.00	

Run Date: 12/30/2016
 Run Time: 3:29:09PM

Demand Account Activity

Start Date: 7/1/2016 End Date: 12/30/2016

Page: 138
 User: 0

Jnl. Entry	Ref #	Trx. Date	Ledger	Debit Amount	Credit Amount
1232556	1710943	11/9/2016	270	44,386.46	
1232557	1710944	11/9/2016	270	25,479.31	
1232110	1710861	11/9/2016	270	23,996.52	
1232461	162701108 AIRS TA	11/9/2016	270	20,210.23	
1232558	1710945	11/9/2016	270	17,999.78	
1232111	1710862	11/9/2016	270	16,370.70	
1232573	1710959	11/9/2016	270	15,132.65	
1232547	1710934	11/9/2016	270	8,023.12	
1232575	1710961	11/9/2016	270	7,634.10	
1232548	1710935	11/9/2016	270	6,802.10	
1232549	1710936	11/9/2016	270	5,703.17	
1232492	162701103	11/9/2016	270	4,555.56	
1232550	1710937	11/9/2016	270	4,078.01	
1232560	1710947	11/9/2016	270	3,844.26	
1232551	1710938	11/9/2016	270	3,604.00	
1232583	1710969	11/9/2016	270	3,558.30	
1232552	1710939	11/9/2016	270	3,055.00	
1232479	1710881	11/9/2016	270	2,517.00	
1232553	1710940	11/9/2016	270	2,006.62	
1232542	1710929	11/9/2016	270	1,941.14	
1232535	1710922	11/9/2016	270	1,505.00	
1232481	1710883	11/9/2016	270	1,480.00	
1232463	162701110 AIRS DE	11/9/2016	270	1,464.87	
1232584	1710970	11/9/2016	270	1,420.37	
1232572	1710958	11/9/2016	270	1,350.24	
1232462	162701109 AIRS DE	11/9/2016	270	1,122.04	
1232588	1710976	11/9/2016	270	1,000.00	
1232585	1710971	11/9/2016	270	837.00	
1232536	1710923	11/9/2016	270	492.50	
1232108	1710859	11/9/2016	270	478.18	
1232543	1710930	11/9/2016	270	412.50	
1232544	1710931	11/9/2016	270	363.83	
1232477	1710879	11/9/2016	270	361.00	
1232545	1710932	11/9/2016	270	313.00	
1232546	1710933	11/9/2016	270	300.00	
1232574	1710960	11/9/2016	270	292.87	
1232482	1710884	11/9/2016	270	290.00	
1232494	1710894	11/9/2016	270	273.08	
1232480	1710882	11/9/2016	270	210.00	
1232107	1710858	11/9/2016	270	99.91	
1232478	1710880	11/9/2016	270	90.00	
1232538	1710925	11/9/2016	270	50.00	
1232537	1710924	11/9/2016	270	42.00	
1232100	1710857	11/9/2016	270	32.70	
1232473	1710876	11/9/2016	270	22.80	
1232475	1710877	11/9/2016	270	22.80	
1232476	1710878	11/9/2016	270	14.40	
1232539	1710926	11/9/2016	270	12.00	
1232540	1710927	11/9/2016	270	10.00	
1232488	1710928	11/9/2016	270	4.00	
1232493	DFA EFT REV 11-9-	11/9/2016	270		12,376.69
1232498	DSMV E TICKET RE	11/9/2016	270		200.00
1232446	162701101	11/9/2016	270		9,803,757.00
1232447	162701102	11/9/2016	270		134,235,399.86
1232506	162701104	11/9/2016	270		20,705,073.17
1232609	162601101	11/9/2016	270		64,000,000.00

Run Date: 12/30/2016
 Run Time: 3:29:09PM

Demand Account Activity

Start Date: 7/1/2016 End Date: 12/30/2016

Page: 139
 User: 0

Jnl. Entry	Ref #	Trx. Date	Ledger	Debit Amount	Credit Amount
1232612	Correct Journal Entr	11/9/2016	270		45,000,000.00
1233725	1711059	11/10/2016	270	202,933,777.56	
1233761	162701110	11/10/2016	270	53,976,000.00	
1233670	162701103	11/10/2016	270	53,019,251.16	
1233794	162701111	11/10/2016	270	26,000,000.00	
1233635	163001103	11/10/2016	270	10,000,000.00	
1233645	162701107 AIRS TA	11/10/2016	270	4,999,729.19	
1233785	1711114	11/10/2016	270	1,429,509.70	
1233674	1711061	11/10/2016	270	1,285,782.38	
1233796	1711117	11/10/2016	270	450,465.48	
1233735	1711068	11/10/2016	270	420,609.79	
1233650	1710989	11/10/2016	270	384,421.70	
1233723	1711057	11/10/2016	270	376,342.75	
1233778	1711102	11/10/2016	270	364,681.12	
1233659	1710998	11/10/2016	270	326,577.98	
1233636	162701101	11/10/2016	270	191,761.29	
1233653	1710992	11/10/2016	270	170,084.87	
1233728	1711063	11/10/2016	270	135,953.00	
1233654	1710993	11/10/2016	270	105,892.21	
1233720	1711054	11/10/2016	270	97,556.92	
1233655	1710994	11/10/2016	270	81,735.87	
1233733	1711067	11/10/2016	270	77,803.23	
1233724	1711058	11/10/2016	270	69,078.13	
1233646	162701108 AIRS TA	11/10/2016	270	67,493.58	
1233656	1710995	11/10/2016	270	66,213.43	
1233657	1710996	11/10/2016	270	58,032.04	
1233727	1711062	11/10/2016	270	52,089.00	
1233658	1710997	11/10/2016	270	47,221.76	
1233730	1711064	11/10/2016	270	38,979.66	
1233660	1710999	11/10/2016	270	36,828.35	
1233701	1711032	11/10/2016	270	36,431.96	
1233651	1710990	11/10/2016	270	29,397.30	
1233787	1711109	11/10/2016	270	28,405.38	
1233732	1711066	11/10/2016	270	25,003.18	
1233779	1711103	11/10/2016	270	17,900.00	
1233652	1710991	11/10/2016	270	17,143.13	
1233700	1711031	11/10/2016	270	17,094.29	
1233692	1711025	11/10/2016	270	12,685.00	
1233672	1711010	11/10/2016	270	10,517.55	
1233771	1711095	11/10/2016	270	10,342.12	
1233726	1711060	11/10/2016	270	8,911.80	
1233786	1711108	11/10/2016	270	7,753.79	
1233721	1711055	11/10/2016	270	7,628.89	
1233774	1711098	11/10/2016	270	6,355.00	
1233722	1711056	11/10/2016	270	5,754.48	
1233731	1711065	11/10/2016	270	4,822.08	
1233782	1711106	11/10/2016	270	3,491.16	
1233702	1711033	11/10/2016	270	3,464.00	
1233784	1711107	11/10/2016	270	2,879.61	
1233688	1711021	11/10/2016	270	2,860.00	
1233793	1711116	11/10/2016	270	2,600.00	
1233780	1711104	11/10/2016	270	2,067.75	
1233696	1711029	11/10/2016	270	2,040.00	
1233697	1711030	11/10/2016	270	1,790.00	
1233682	1711016	11/10/2016	270	1,559.76	
1233694	1711027	11/10/2016	270	1,463.32	

Run Date: 12/30/2016
 Run Time: 3:29:09PM

Demand Account Activity

Start Date: 7/1/2016 End Date: 12/30/2016

Page: 140
 User: 0

Jnl. Entry	Ref #	Trx. Date	Ledger	Debit Amount	Credit Amount
1233690	1711023	11/10/2016	270	1,349.00	
1233647	162701109 AIRS DE	11/10/2016	270	1,179.68	
1233693	1711026	11/10/2016	270	1,050.00	
1233689	1711022	11/10/2016	270	530.00	
1233798	1711118	11/10/2016	270	485.00	
1233752	162701104	11/10/2016	270	342.22	
1233781	1711105	11/10/2016	270	313.14	
1232620	1710987	11/10/2016	270	241.59	
1233777	1711101	11/10/2016	270	225.00	
1233772	1711096	11/10/2016	270	192.29	
1233691	1711024	11/10/2016	270	160.00	
1233695	1711028	11/10/2016	270	117.00	
1233769	1711093	11/10/2016	270	85.46	
1233685	1711018	11/10/2016	270	45.60	
1233686	1711019	11/10/2016	270	45.60	
1233770	1711094	11/10/2016	270	42.50	
1233776	1711100	11/10/2016	270	41.37	
1233687	1711020	11/10/2016	270	28.80	
1233775	1711099	11/10/2016	270	21.80	
1233649	1710988	11/10/2016	270	11.11	
1233773	1711097	11/10/2016	270	4.25	
1233676	DFA EFT REV 11/10	11/10/2016	270		12,145.97
1233637	162701102	11/10/2016	270		966,000.00
1233754	162701105	11/10/2016	270		342.22
1233755	162701106	11/10/2016	270		356,431,830.25
1234213	Back Out Journal Er	11/14/2016	270	74,822,837.41	
1234078	1711139	11/14/2016	270	74,822,837.14	
1234177	172701111	11/14/2016	270	67,950,000.00	
1234174	172701104	11/14/2016	270	47,961,525.00	
1234201	172701105airs eft	11/14/2016	270	18,284,440.93	
1234179	172701113	11/14/2016	270	10,000,000.00	
1234147	1711205	11/14/2016	270	5,395,163.10	
1234156	1711214	11/14/2016	270	3,851,394.70	
1234180	172701114	11/14/2016	270	667,751.36	
1234167	172701102	11/14/2016	270	501,882.22	
1234117	1711174	11/14/2016	270	439,287.00	
1233820	1711136	11/14/2016	270	255,915.08	
1234105	1711215	11/14/2016	270	226,000.00	
1234145	1711204	11/14/2016	270	202,081.42	
1234123	1711181	11/14/2016	270	199,136.59	
1234194	1711228	11/14/2016	270	67,569.87	
1234195	1711229	11/14/2016	270	47,741.94	
1234158	1711216	11/14/2016	270	41,036.65	
1234161	1711219	11/14/2016	270	38,807.86	
1234079	1711140	11/14/2016	270	37,252.57	
1234124	1711182	11/14/2016	270	22,573.23	
1234155	1711213	11/14/2016	270	19,802.78	
1234148	1711206	11/14/2016	270	15,055.30	
1234084	1711145	11/14/2016	270	12,286.83	
1234125	1711183	11/14/2016	270	11,943.93	
1234126	1711184	11/14/2016	270	9,981.17	
1234162	1711220	11/14/2016	270	8,435.09	
1234159	1711217	11/14/2016	270	8,301.47	
1234196	1711230	11/14/2016	270	7,581.25	
1234108	1711165	11/14/2016	270	6,404.00	
1233818	1711134	11/14/2016	270	5,421.00	

Run Date: 12/30/2016
 Run Time: 3:29:09PM

Demand Account Activity

Start Date: 7/1/2016 End Date: 12/30/2016

Page: 141
 User: 0

Jnl. Entry	Ref #	Trx. Date	Ledger	Debit Amount	Credit Amount
1234182	172701116	11/14/2016	270	5,075.00	
1234172	1711226	11/14/2016	270	4,573.63	
1234122	1711180	11/14/2016	270	4,254.70	
1234127	1711185	11/14/2016	270	4,150.10	
1234076	1711137	11/14/2016	270	3,703.21	
1234128	1711186	11/14/2016	270	3,646.69	
1234160	1711218	11/14/2016	270	2,702.25	
1234136	1711194	11/14/2016	270	2,322.19	
1234112	1711167	11/14/2016	270	2,120.00	
1233817	1711133	11/14/2016	270	2,109.00	
1234129	1711187	11/14/2016	270	2,099.00	
1234138	1711196	11/14/2016	270	1,725.00	
1234137	1711195	11/14/2016	270	1,661.17	
1234149	1711207	11/14/2016	270	1,619.82	
1234077	1711138	11/14/2016	270	1,558.46	
1234130	1711188	11/14/2016	270	1,032.39	
1234080	1711141	11/14/2016	270	850.00	
1234109	1711169	11/14/2016	270	802.00	
1234106	1711164	11/14/2016	270	750.00	
1234202	172701106airs cc	11/14/2016	270	689.74	
1234087	1711148	11/14/2016	270	590.00	
1234111	1711166	11/14/2016	270	520.00	
1234131	1711189	11/14/2016	270	508.00	
1234107	1711168	11/14/2016	270	400.00	
1234139	1711197	11/14/2016	270	370.00	
1234132	1711190	11/14/2016	270	335.00	
1233797	1711127	11/14/2016	270	313.00	
1234133	1711191	11/14/2016	270	302.50	
1234193	1711227	11/14/2016	270	177.38	
1234203	172701107ifta ccc a	11/14/2016	270	169.33	
1234204	172701108irpcc airs	11/14/2016	270	169.33	
1234110	1711170	11/14/2016	270	120.00	
1234134	1711192	11/14/2016	270	113.40	
1234081	1711142	11/14/2016	270	90.00	
1234164	1711221	11/14/2016	270	76.50	
1234086	1711147	11/14/2016	270	60.00	
1234135	1711193	11/14/2016	270	35.00	
1234113	1711171	11/14/2016	270	30.40	
1234115	1711172	11/14/2016	270	30.40	
1234082	1711143	11/14/2016	270	19.62	
1234116	1711173	11/14/2016	270	19.20	
1234216	172701108irpcc	11/14/2016	270	1.11	
1234205	172701118	11/14/2016	270		110,000,000.00
1233816	172701101	11/14/2016	270		42,728,228.68
1234176	172701110	11/14/2016	270		2,517,904.00
1234178	172701112	11/14/2016	270		74,822,837.41
1234181	172701115	11/14/2016	270		5,075.00
1234214	Correct Journal Entr	11/14/2016	270		74,822,837.14
1234215	Back Out Journal Er	11/14/2016	270		169.33
1234878	172701120	11/15/2016	270	66,000,000.00	
1234838	172701105	11/15/2016	270	27,079,556.98	
1234823	172701102	11/15/2016	270	12,000,000.00	
1234798	1711318	11/15/2016	270	2,450,458.16	
1234795	1711316	11/15/2016	270	1,513,456.00	
1234749	1711271	11/15/2016	270	1,416,348.04	
1234870	1711363	11/15/2016	270	583,000.00	

Run Date: 12/30/2016
Run Time: 3:29:09PM

Demand Account Activity

Start Date: 7/1/2016 End Date: 12/30/2016

Page: 142
User: 0

Jnl. Entry	Ref #	Trx. Date	Ledger	Debit Amount	Credit Amount
1234738	1711257	11/15/2016	270	508,057.61	
1234868	1711362	11/15/2016	270	500,000.00	
1234800	1711319	11/15/2016	270	216,000.97	
1234739	1711258	11/15/2016	270	186,250.10	
1234802	1711320	11/15/2016	270	185,856.23	
1234727	1711246	11/15/2016	270	182,462.20	
1234865	172701113	11/15/2016	270	164,793.42	
1234728	1711247	11/15/2016	270	159,968.58	
1234803	1711321	11/15/2016	270	157,804.58	
1234796	1711317	11/15/2016	270	126,941.30	
1234729	1711248	11/15/2016	270	106,030.87	
1234804	1711322	11/15/2016	270	82,811.42	
1234853	1711349	11/15/2016	270	78,649.66	
1234776	1711297	11/15/2016	270	61,162.29	
1234769	1711290	11/15/2016	270	46,446.00	
1234805	1711323	11/15/2016	270	46,317.55	
1234806	1711324	11/15/2016	270	37,452.84	
1234839	172701106cc airs	11/15/2016	270	35,261.65	
1234730	1711249	11/15/2016	270	21,086.77	
1234724	1711244	11/15/2016	270	20,835.86	
1234844	1711344	11/15/2016	270	20,672.12	
1234807	1711325	11/15/2016	270	19,138.62	
1234731	1711250	11/15/2016	270	17,587.81	
1234732	1711251	11/15/2016	270	13,500.00	
1234733	1711252	11/15/2016	270	12,397.76	
1234745	1711268	11/15/2016	270	11,400.00	
1234847	1711345	11/15/2016	270	7,801.09	
1234770	1711291	11/15/2016	270	7,200.00	
1234734	1711253	11/15/2016	270	6,893.00	
1234741	1711263	11/15/2016	270	6,440.00	
1234841	172701108irpcc airs	11/15/2016	270	6,192.78	
1234735	1711254	11/15/2016	270	5,340.26	
1234743	1711326	11/15/2016	270	4,279.97	
1234773	1711294	11/15/2016	270	4,010.00	
1234726	1711245	11/15/2016	270	3,954.65	
1234736	1711255	11/15/2016	270	3,285.17	
1234747	1711269	11/15/2016	270	2,641.85	
1234849	1711346	11/15/2016	270	2,415.00	
1234750	1711272	11/15/2016	270	2,410.00	
1234809	1711327	11/15/2016	270	2,066.00	
1234810	1711328	11/15/2016	270	1,807.27	
1234854	1711350	11/15/2016	270	1,626.00	
1234851	1711347	11/15/2016	270	1,327.29	
1234748	1711270	11/15/2016	270	1,062.50	
1234811	1711329	11/15/2016	270	910.05	
1234863	1711359	11/15/2016	270	766.44	
1234740	1711259	11/15/2016	270	630.00	
1234775	1711296	11/15/2016	270	630.00	
1234812	1711330	11/15/2016	270	622.33	
1234742	1711264	11/15/2016	270	600.00	
1234852	1711348	11/15/2016	270	600.00	
1234737	1711256	11/15/2016	270	404.00	
1234813	1711331	11/15/2016	270	362.00	
1234760	1711281	11/15/2016	270	315.00	
1234752	1711274	11/15/2016	270	300.00	
1234754	1711276	11/15/2016	270	300.00	

Run Date: 12/30/2016
 Run Time: 3:29:09PM

Demand Account Activity

Page: 143
 User: 0

Start Date: 7/1/2016 End Date: 12/30/2016

Jnl. Entry	Ref #	Trx. Date	Ledger	Debit Amount	Credit Amount
1234814	1711332	11/15/2016	270	255.00	
1234840	172701107ifta cc air	11/15/2016	270	227.38	
1234753	1711275	11/15/2016	270	150.00	
1234866	1711360	11/15/2016	270	135.16	
1234867	1711361	11/15/2016	270	90.00	
1234816	1711333	11/15/2016	270	79.02	
1234751	1711273	11/15/2016	270	75.00	
1234774	1711295	11/15/2016	270	42.00	
1234758	1711280	11/15/2016	270	30.00	
1234759	DFA EFT REV 11-1!	11/15/2016	270		2,293.45
1234815	172701109	11/15/2016	270		26,536,926.17
1234819	172701101	11/15/2016	270		532,000.00
1234825	172701103	11/15/2016	270		87,959,587.16
1235293	172701120	11/16/2016	270	133,664,364.06	
1234898	1711388	11/16/2016	270	50,085,219.86	
1234906	172701101	11/16/2016	270	13,000,000.00	
1235231	1711429	11/16/2016	270	725,266.64	
1234927	1711408	11/16/2016	270	212,134.00	
1235296	172701122non-air	11/16/2016	270	157,606.36	
1235273	1711458	11/16/2016	270	157,202.85	
1235306	172701128	11/16/2016	270	100,452.56	
1235249	1711442	11/16/2016	270	57,626.11	
1234886	1711376	11/16/2016	270	40,690.00	
1235234	1711430	11/16/2016	270	30,902.53	
1235267	172701105	11/16/2016	270	28,000.00	
1234934	1711431	11/16/2016	270	25,776.03	
1235295	172701121airs cc	11/16/2016	270	25,235.23	
1235228	1711426	11/16/2016	270	22,971.65	
1234908	1711396	11/16/2016	270	22,173.18	
1234887	1711377	11/16/2016	270	21,060.00	
1235307	172701130	11/16/2016	270	12,637.01	
1235274	1711459	11/16/2016	270	10,279.00	
1234900	1711389	11/16/2016	270	10,236.24	
1235229	1711427	11/16/2016	270	9,809.22	
1234894	1711384	11/16/2016	270	6,316.89	
1235276	1711461	11/16/2016	270	5,399.01	
1234889	1711379	11/16/2016	270	3,830.00	
1234890	1711380	11/16/2016	270	3,625.00	
1235250	1711443	11/16/2016	270	2,985.20	
1234888	1711378	11/16/2016	270	2,340.00	
1235277	1711462	11/16/2016	270	2,056.50	
1235254	1711445	11/16/2016	270	2,020.00	
1235298	172701124irpccairs	11/16/2016	270	1,847.51	
1235239	1711432	11/16/2016	270	1,449.89	
1235272	1711457	11/16/2016	270	1,215.69	
1235275	1711460	11/16/2016	270	1,180.80	
1235240	1711433	11/16/2016	270	688.00	
1235297	172701123oifta cc a	11/16/2016	270	654.16	
1235314	Correct Journal Entr	11/16/2016	270	654.16	
1234903	1711392	11/16/2016	270	637.00	
1235241	1711434	11/16/2016	270	369.00	
1235251	1711444	11/16/2016	270	295.00	
1234891	1711381	11/16/2016	270	250.00	
1235271	1711456	11/16/2016	270	206.22	
1235242	1711435	11/16/2016	270	102.50	
1234901	1711390	11/16/2016	270	77.00	

Run Date: 12/30/2016
 Run Time: 3:29:09PM

Demand Account Activity

Page: 144
 User: 0

Start Date: 7/1/2016 End Date: 12/30/2016

Jnl. Entry	Ref #	Trx. Date	Ledger	Debit Amount	Credit Amount
1235243	1711436	11/16/2016	270	20.00	
1235244	1711437	11/16/2016	270	16.00	
1235230	1711428	11/16/2016	270	9.33	
1235245	1711438	11/16/2016	270	8.00	
1235246	1711439	11/16/2016	270	8.00	
1234902	1711391	11/16/2016	270	4.25	
1235247	1711440	11/16/2016	270	4.00	
1235248	1711441	11/16/2016	270	4.00	
1234909	172701102	11/16/2016	270		50,085,219.86
1235237	E TIC REV DSMV #	11/16/2016	270		10.39
1235238	E TIC DSMV ACCT#	11/16/2016	270		4,787.00
1235253	Correct Journal Entr	11/16/2016	270		100.00
1235260	172701103	11/16/2016	270		66,536,465.15
1235261	172701104	11/16/2016	270		20,840,040.90
1235311	172701125	11/16/2016	270		61,000,000.00
1235312	Back Out Journal Er	11/16/2016	270		654.16
1235316	CORR ENTRY 270/1	11/16/2016	270		9.00
1235708	1711551	11/17/2016	270	70,396,639.19	
1235723	173001103EFT AIR!	11/17/2016	270	44,875,263.70	
1235759	1711570	11/17/2016	270	25,193,065.36	
1235333	1711483	11/17/2016	270	14,189,945.31	
1235721	172701101	11/17/2016	270	13,000,000.00	
1235749	172701107	11/17/2016	270	1,499,037.50	
1235730	1711548	11/17/2016	270	180,698.74	
1235697	1711552	11/17/2016	270	180,638.00	
1235760	1711571	11/17/2016	270	150,335.00	
1235736	1711556	11/17/2016	270	102,274.84	
1235738	1711557	11/17/2016	270	87,613.93	
1235777	1711586	11/17/2016	270	66,250.54	
1235732	1711553	11/17/2016	270	63,524.27	
1235733	1711554	11/17/2016	270	31,893.83	
1235731	1711549	11/17/2016	270	19,607.36	
1235675	1711510	11/17/2016	270	18,300.00	
1235735	1711555	11/17/2016	270	15,348.99	
1235334	1711484	11/17/2016	270	13,919.94	
1235724	172701104CC AIRS	11/17/2016	270	11,832.00	
1235330	1711480	11/17/2016	270	10,904.94	
1235740	1711558	11/17/2016	270	8,752.32	
1235743	1711560	11/17/2016	270	7,588.88	
1235656	1711496	11/17/2016	270	6,022.11	
1235752	1711576	11/17/2016	270	5,075.00	
1235657	1711497	11/17/2016	270	4,384.63	
1235667	1711502	11/17/2016	270	4,245.00	
1235677	1711512	11/17/2016	270	4,055.00	
1235763	1711574	11/17/2016	270	3,976.46	
1235669	1711504	11/17/2016	270	3,814.00	
1235327	1711477	11/17/2016	270	3,590.00	
1235725	172701105IRPCC A	11/17/2016	270	3,049.23	
1235325	1711475	11/17/2016	270	2,294.00	
1235676	1711511	11/17/2016	270	1,500.00	
1235758	1711569	11/17/2016	270	1,445.00	
1235671	1711506	11/17/2016	270	1,375.00	
1235662	1711500	11/17/2016	270	1,348.00	
1235659	1711498	11/17/2016	270	1,260.00	
1235746	1711562	11/17/2016	270	815.64	
1235329	1711479	11/17/2016	270	805.00	

Run Date: 12/30/2016
 Run Time: 3:29:09PM

Demand Account Activity

Start Date: 7/1/2016 End Date: 12/30/2016

Page: 145
 User: 0

Jnl. Entry	Ref #	Trx. Date	Ledger	Debit Amount	Credit Amount
1235331	1711481	11/17/2016	270	764.16	
1235678	1711513	11/17/2016	270	760.00	
1235673	1711508	11/17/2016	270	641.00	
1235655	1711495	11/17/2016	270	616.75	
1235737	1711563	11/17/2016	270	610.61	
1235741	1711559	11/17/2016	270	399.08	
1235679	1711514	11/17/2016	270	397.00	
1235668	1711503	11/17/2016	270	350.00	
1235670	1711505	11/17/2016	270	320.00	
1235744	1711561	11/17/2016	270	300.00	
1235326	1711476	11/17/2016	270	278.00	
1235750	1711568	11/17/2016	270	272.50	
1235764	1711575	11/17/2016	270	266.00	
1235672	1711507	11/17/2016	270	260.00	
1235661	1711499	11/17/2016	270	240.00	
1235674	1711509	11/17/2016	270	110.00	
1235328	1711478	11/17/2016	270	95.65	
1235681	1711516	11/17/2016	270	68.40	
1235682	1711517	11/17/2016	270	68.40	
1235734	1711550	11/17/2016	270	64.23	
1235665	1711501	11/17/2016	270	50.00	
1235680	1711515	11/17/2016	270	50.00	
1235683	1711518	11/17/2016	270	43.20	
1235647	DFA EFT REV 11-1;	11/17/2016	270		107,352.07
1235722	172701102	11/17/2016	270		2,641,000.00
1235726	172701106	11/17/2016	270		39,563,312.72
1235751	172701108	11/17/2016	270		1,499,037.50
1235756	172701113	11/17/2016	270		75,219,869.31
1235757	172701130	11/17/2016	270		30,000,000.00
1236269	172701108	11/18/2016	270	43,000,000.00	
1236119	1711615	11/18/2016	270	40,193,857.40	
1236270	172701109	11/18/2016	270	29,000,000.00	
1236100	172701101	11/18/2016	270	16,000,000.00	
1236196	172701106airs eft	11/18/2016	270	15,030,553.14	
1236106	172701103	11/18/2016	270	14,000,000.00	
1236213	1711685	11/18/2016	270	1,543,391.25	
1236108	1711605	11/18/2016	270	1,145,052.00	
1236180	1711661	11/18/2016	270	751,768.66	
1236177	1711658	11/18/2016	270	724,397.16	
1236241	1711714	11/18/2016	270	466,647.50	
1236185	1711662	11/18/2016	270	267,809.30	
1236263	1711734	11/18/2016	270	234,508.37	
1236211	1711684	11/18/2016	270	208,767.66	
1236126	1711622	11/18/2016	270	120,811.52	
1236110	1711606	11/18/2016	270	117,798.94	
1236197	172701107cc airs	11/18/2016	270	94,528.12	
1236187	1711663	11/18/2016	270	65,808.94	
1236188	1711664	11/18/2016	270	63,458.88	
1236111	1711607	11/18/2016	270	55,955.22	
1236247	1711720	11/18/2016	270	55,800.00	
1236113	1711609	11/18/2016	270	41,756.30	
1236262	1711733	11/18/2016	270	41,756.28	
1236217	1711686	11/18/2016	270	32,140.31	
1236190	1711665	11/18/2016	270	29,412.22	
1236115	1711611	11/18/2016	270	15,281.80	
1236120	1711616	11/18/2016	270	15,136.86	

Run Date: 12/30/2016
 Run Time: 3:29:09PM

Demand Account Activity

Page: 146
 User: 0

Start Date: 7/1/2016 End Date: 12/30/2016

Jnl. Entry	Ref #	Trx. Date	Ledger	Debit Amount	Credit Amount
1236112	1711608	11/18/2016	270	14,376.02	
1236114	1711610	11/18/2016	270	12,860.13	
1236103	1711603	11/18/2016	270	12,634.19	
1236192	1711666	11/18/2016	270	12,337.14	
1236193	1711667	11/18/2016	270	11,508.38	
1235809	1711596	11/18/2016	270	10,080.00	
1236116	1711612	11/18/2016	270	9,809.75	
1235810	1711597	11/18/2016	270	9,450.00	
1236117	1711613	11/18/2016	270	8,223.81	
1236242	1711715	11/18/2016	270	7,925.60	
1236249	1711722	11/18/2016	270	7,709.89	
1236178	1711659	11/18/2016	270	5,306.38	
1236179	1711660	11/18/2016	270	5,216.17	
1236107	1711604	11/18/2016	270	5,193.84	
1236151	1711641	11/18/2016	270	4,880.00	
1236200	172701109irpcc airs	11/18/2016	270	4,124.17	
1236224	1711689	11/18/2016	270	2,035.00	
1236155	1711645	11/18/2016	270	1,630.00	
1236153	1711643	11/18/2016	270	1,625.00	
1236220	1711687	11/18/2016	270	1,587.86	
1236243	1711716	11/18/2016	270	1,270.18	
1236244	1711717	11/18/2016	270	1,088.44	
1236252	1711725	11/18/2016	270	868.00	
1236199	172701108ifta ccairs	11/18/2016	270	554.44	
1236152	1711642	11/18/2016	270	400.00	
1236245	1711718	11/18/2016	270	371.28	
1236154	1711644	11/18/2016	270	310.00	
1235807	1711594	11/18/2016	270	300.00	
1235811	1711598	11/18/2016	270	300.00	
1236223	1711688	11/18/2016	270	275.00	
1236246	1711719	11/18/2016	270	261.65	
1236194	1711668	11/18/2016	270	259.96	
1235805	1711592	11/18/2016	270	220.00	
1235806	1711593	11/18/2016	270	193.75	
1235808	1711595	11/18/2016	270	150.00	
1236156	1711646	11/18/2016	270	140.00	
1236121	1711617	11/18/2016	270	117.00	
1236118	1711614	11/18/2016	270	76.23	
1236122	1711618	11/18/2016	270	75.00	
1236248	1711721	11/18/2016	270	50.00	
1236157	1711647	11/18/2016	270	30.40	
1236158	1711648	11/18/2016	270	30.40	
1236159	1711649	11/18/2016	270	19.20	
1236105	172701102	11/18/2016	270		40,193,857.40
1236131	DFA EFT REV 11/18	11/18/2016	270		33,301.47
1236168	1172701106	11/18/2016	270		8,101,280.09
1236268	172701107	11/18/2016	270		135,517,022.78
1236560	162701102	11/21/2016	270	103,999,314.00	
1236628	162701107 AIRS TA	11/21/2016	270	43,044,188.25	
1236556	163001103	11/21/2016	270	17,000,000.00	
1236599	1711818	11/21/2016	270	7,009,740.48	
1236641	1711853	11/21/2016	270	1,500,000.00	
1236548	1711787	11/21/2016	270	422,329.00	
1236591	1711819	11/21/2016	270	231,099.21	
1236593	1711820	11/21/2016	270	188,943.42	
1236596	1711822	11/21/2016	270	158,930.69	

Run Date: 12/30/2016
 Run Time: 3:29:09PM

Demand Account Activity

Start Date: 7/1/2016 End Date: 12/30/2016

Page: 147
 User: 0

Jnl. Entry	Ref #	Trx. Date	Ledger	Debit Amount	Credit Amount
1236584	1711814	11/21/2016	270	119,807.48	
1236601	1711825	11/21/2016	270	113,542.68	
1236598	1711823	11/21/2016	270	84,549.18	
1236600	1711824	11/21/2016	270	52,705.80	
1236602	1711826	11/21/2016	270	50,172.58	
1236581	1711811	11/21/2016	270	48,472.49	
1236597	1711810	11/21/2016	270	46,915.22	
1236603	1711827	11/21/2016	270	36,506.40	
1236631	162701108 AIRS TA	11/21/2016	270	31,374.17	
1236294	1711758	11/21/2016	270	22,451.77	
1236306	1711769	11/21/2016	270	21,292.58	
1236547	1711786	11/21/2016	270	17,198.17	
1236307	1711770	11/21/2016	270	11,915.60	
1236623	1711843	11/21/2016	270	10,116.75	
1236637	1711852	11/21/2016	270	10,062.00	
1236541	1711774	11/21/2016	270	9,037.31	
1236540	1711773	11/21/2016	270	7,819.48	
1236604	1711828	11/21/2016	270	7,391.88	
1236619	1711842	11/21/2016	270	6,200.00	
1236595	1711809	11/21/2016	270	5,367.69	
1236611	1711840	11/21/2016	270	4,025.69	
1236630	162701110 AIRS DE	11/21/2016	270	3,778.75	
1236582	1711812	11/21/2016	270	2,956.26	
1236585	1711815	11/21/2016	270	2,882.88	
1236605	1711829	11/21/2016	270	2,850.08	
1236539	1711772	11/21/2016	270	2,817.00	
1236629	162701109 AIRS DE	11/21/2016	270	2,507.83	
1236594	1711821	11/21/2016	270	2,349.87	
1236592	1711808	11/21/2016	270	2,265.00	
1236606	1711830	11/21/2016	270	1,743.00	
1236586	1711816	11/21/2016	270	1,260.00	
1236295	1711759	11/21/2016	270	1,244.45	
1236607	1711831	11/21/2016	270	1,093.09	
1236608	1711832	11/21/2016	270	1,077.00	
1236303	1711768	11/21/2016	270	1,012.97	
1236609	1711833	11/21/2016	270	620.00	
1236610	1711834	11/21/2016	270	453.00	
1236612	1711835	11/21/2016	270	425.00	
1236546	1711785	11/21/2016	270	414.76	
1236613	1711836	11/21/2016	270	340.55	
1236614	1711837	11/21/2016	270	314.17	
1236583	1711813	11/21/2016	270	236.00	
1236302	1711767	11/21/2016	270	200.00	
1236590	1711807	11/21/2016	270	167.50	
1236617	1711841	11/21/2016	270	113.02	
1236549	1711788	11/21/2016	270	75.00	
1236615	1711838	11/21/2016	270	52.50	
1236588	1711817	11/21/2016	270	48.73	
1236537	1711771	11/21/2016	270	48.50	
1236300	1711766	11/21/2016	270	47.50	
1236542	1711775	11/21/2016	270	38.80	
1236533	DFA EFT REV 11/2'	11/21/2016	270		31,392.84
1236559	162701101	11/21/2016	270		6,153,000.00
1236562	162701103	11/21/2016	270		83,190,713.72
1236558	162701104	11/21/2016	270		42,771,109.87
1236650	162601101	11/21/2016	270		43,000,000.00

Run Date: 12/30/2016
 Run Time: 3:29:09PM

Demand Account Activity

Page: 148
 User: 0

Start Date: 7/1/2016 End Date: 12/30/2016

Jnl. Entry	Ref #	Trx. Date	Ledger	Debit Amount	Credit Amount
1236673	162701107 AIRS TA	11/22/2016	270	79,303,878.40	
1237088	162601101	11/22/2016	270	19,000,000.00	
1237129	1711973	11/22/2016	270	18,630,214.95	
1237136	1711974	11/22/2016	270	14,367,929.89	
1236678	163001103	11/22/2016	270	9,000,000.00	
1237022	1711878	11/22/2016	270	7,460,712.07	
1237113	1711951	11/22/2016	270	5,724,742.29	
1237021	1711877	11/22/2016	270	1,354,755.75	
1237124	162301101	11/22/2016	270	1,000,000.00	
1237143	1711985	11/22/2016	270	533,602.48	
1237038	1711892	11/22/2016	270	478,018.40	
1237046	1711895	11/22/2016	270	383,807.44	
1237047	1711896	11/22/2016	270	248,620.25	
1237084	1711952	11/22/2016	270	237,859.24	
1237145	1711975	11/22/2016	270	165,000.00	
1237048	1711897	11/22/2016	270	150,686.13	
1237052	1711901	11/22/2016	270	135,901.00	
1237019	1711875	11/22/2016	270	122,159.10	
1237023	1711879	11/22/2016	270	106,512.10	
1237114	1711953	11/22/2016	270	103,154.83	
1237024	1711880	11/22/2016	270	70,395.91	
1237115	1711954	11/22/2016	270	70,000.00	
1237053	1711902	11/22/2016	270	67,258.11	
1237054	1711903	11/22/2016	270	67,083.16	
1237139	1711981	11/22/2016	270	52,276.78	
1236675	162701108 AIRS TA	11/22/2016	270	49,845.12	
1237140	1711982	11/22/2016	270	49,741.92	
1237112	1711950	11/22/2016	270	42,777.08	
1237032	1711888	11/22/2016	270	22,805.38	
1237081	1711930	11/22/2016	270	22,587.42	
1237025	1711881	11/22/2016	270	21,307.21	
1237026	1711882	11/22/2016	270	21,050.59	
1237138	1711980	11/22/2016	270	18,000.00	
1237020	1711876	11/22/2016	270	15,868.81	
1237039	172701101	11/22/2016	270	11,305.56	
1237056	Back Out Journal Er	11/22/2016	270	11,305.56	
1237150	Back Out Journal Er	11/22/2016	270	11,305.56	
1237055	1711904	11/22/2016	270	9,678.00	
1237057	1711905	11/22/2016	270	9,118.28	
1237146	1711976	11/22/2016	270	8,888.05	
1237027	1711883	11/22/2016	270	8,718.21	
1237093	1711931	11/22/2016	270	7,338.08	
1237049	1711898	11/22/2016	270	6,456.55	
1237028	1711884	11/22/2016	270	6,347.33	
1237029	1711885	11/22/2016	270	5,708.09	
1237044	1711893	11/22/2016	270	5,297.26	
1237101	1711939	11/22/2016	270	5,061.00	
1237050	1711899	11/22/2016	270	4,674.32	
1237118	1711957	11/22/2016	270	4,373.91	
1236658	1711857	11/22/2016	270	4,265.32	
1237141	1711983	11/22/2016	270	4,099.22	
1237045	1711894	11/22/2016	270	3,728.46	
1237147	1711977	11/22/2016	270	3,444.00	
1237077	1711923	11/22/2016	270	3,315.00	
1237059	1711906	11/22/2016	270	3,267.50	
1237103	1711941	11/22/2016	270	2,771.00	

Run Date: 12/30/2016
 Run Time: 3:29:09PM

Demand Account Activity

Start Date: 7/1/2016 End Date: 12/30/2016

Page: 149
 User: 0

Jnl. Entry	Ref #	Trx. Date	Ledger	Debit Amount	Credit Amount
1237030	1711886	11/22/2016	270	2,742.24	
1237148	1711978	11/22/2016	270	2,565.00	
1237051	1711900	11/22/2016	270	2,012.07	
1237031	1711887	11/22/2016	270	1,798.72	
1236677	162701110 AIRS DE	11/22/2016	270	1,697.23	
1237105	1711943	11/22/2016	270	1,555.00	
1237117	1711956	11/22/2016	270	982.43	
1237060	1711907	11/22/2016	270	952.00	
1237096	1711934	11/22/2016	270	949.00	
1237094	1711932	11/22/2016	270	760.00	
1237066	1711913	11/22/2016	270	747.90	
1237107	1711945	11/22/2016	270	569.00	
1237076	1711922	11/22/2016	270	486.50	
1237102	1711940	11/22/2016	270	430.00	
1237061	1711908	11/22/2016	270	340.00	
1236676	162701109 AIRS DE	11/22/2016	270	302.67	
1237142	1711984	11/22/2016	270	301.92	
1237106	1711944	11/22/2016	270	290.00	
1237116	1711955	11/22/2016	270	232.06	
1237104	1711942	11/22/2016	270	230.00	
1237062	1711909	11/22/2016	270	185.00	
1237097	1711935	11/22/2016	270	170.00	
1237063	1711910	11/22/2016	270	167.00	
1237095	1711933	11/22/2016	270	140.00	
1237137	1711979	11/22/2016	270	93.50	
1237065	1711912	11/22/2016	270	77.00	
1236663	1711860	11/22/2016	270	75.00	
1237108	1711946	11/22/2016	270	50.00	
1237109	1711947	11/22/2016	270	45.60	
1237110	1711948	11/22/2016	270	45.60	
1237111	1711949	11/22/2016	270	28.80	
1237098	1711936	11/22/2016	270	15.20	
1237099	1711937	11/22/2016	270	15.20	
1237100	1711938	11/22/2016	270	9.60	
1237064	1711911	11/22/2016	270	5.00	
1237007	Correct Journal Entr	11/22/2016	270		13,365.31
1237040	172701102	11/22/2016	270		11,305.56
1237042	172701102	11/22/2016	270		11,305.56
1237005	162701102	11/22/2016	270		108,330,072.77
1237018	162701103	11/22/2016	270		43,496,679.42
1236664	162701101	11/22/2016	270		3,571,000.00
1237144	Back Out Journal Er	11/22/2016	270		11,305.56
1237634	162601101	11/23/2016	270	160,000,000.00	
1237626	1712118	11/23/2016	270	64,234,785.05	
1237173	162701107 AIRS TA	11/23/2016	270	59,375,830.45	
1237507	1712010	11/23/2016	270	26,190,040.25	
1237157	163001103	11/23/2016	270	8,000,000.00	
1237619	1712116	11/23/2016	270	1,222,854.93	
1237653	1712148	11/23/2016	270	1,176,388.06	
1237509	1712011	11/23/2016	270	778,793.55	
1237641	1712121	11/23/2016	270	406,502.43	
1237644	1712122	11/23/2016	270	355,427.49	
1237623	1712117	11/23/2016	270	355,015.89	
1237617	1712115	11/23/2016	270	256,824.00	
1237583	1712087	11/23/2016	270	231,434.00	
1237497	1712007	11/23/2016	270	184,325.70	

Run Date: 12/30/2016
Run Time: 3:29:09PM

Demand Account Activity

Start Date: 7/1/2016 End Date: 12/30/2016

Page: 150
User: 0

Jnl. Entry	Ref #	Trx. Date	Ledger	Debit Amount	Credit Amount
1237565	1712074	11/23/2016	270	105,337.60	
1237570	1712075	11/23/2016	270	105,060.29	
1237567	1712123	11/23/2016	270	80,000.00	
1237655	1712149	11/23/2016	270	48,604.17	
1237525	1712043	11/23/2016	270	23,557.91	
1237571	1712076	11/23/2016	270	22,705.67	
1237519	1712041	11/23/2016	270	21,620.39	
1237176	162701108 AIRS TA	11/23/2016	270	19,948.06	
1237486	1712002	11/23/2016	270	17,891.72	
1237572	1712077	11/23/2016	270	16,638.44	
1237491	1712003	11/23/2016	270	15,066.28	
1237636	1712119	11/23/2016	270	14,485.57	
1237624	1712127	11/23/2016	270	12,336.75	
1237584	1712088	11/23/2016	270	12,282.00	
1237536	162701102	11/23/2016	270	11,305.56	
1237535	1712050	11/23/2016	270	10,559.79	
1237573	1712078	11/23/2016	270	9,726.99	
1237593	1712094	11/23/2016	270	8,298.83	
1237548	1712051	11/23/2016	270	7,453.03	
1237586	1712089	11/23/2016	270	7,090.00	
1237605	1712111	11/23/2016	270	6,475.05	
1237588	1712090	11/23/2016	270	6,200.00	
1237608	162701105	11/23/2016	270	5,413.33	
1237550	1712053	11/23/2016	270	5,311.00	
1237590	1712091	11/23/2016	270	5,295.00	
1237613	1712113	11/23/2016	270	5,058.97	
1237625	1712128	11/23/2016	270	4,858.99	
1237591	1712092	11/23/2016	270	4,740.00	
1237549	1712052	11/23/2016	270	4,624.65	
1237604	1712110	11/23/2016	270	3,540.00	
1237574	1712079	11/23/2016	270	3,499.33	
1237616	1712114	11/23/2016	270	3,408.02	
1237575	1712080	11/23/2016	270	3,334.62	
1237592	1712093	11/23/2016	270	3,180.00	
1237576	1712081	11/23/2016	270	2,287.50	
1237492	1712004	11/23/2016	270	1,998.89	
1237620	1712124	11/23/2016	270	1,962.95	
1237516	1712013	11/23/2016	270	1,776.40	
1237547	1712067	11/23/2016	270	1,565.00	
1237493	1712005	11/23/2016	270	1,351.68	
1237553	1712055	11/23/2016	270	810.00	
1237609	1712112	11/23/2016	270	682.71	
1237502	1712028	11/23/2016	270	603.89	
1237562	1712068	11/23/2016	270	602.50	
1237527	1712044	11/23/2016	270	545.00	
1237489	1712014	11/23/2016	270	500.00	
1237501	1712008	11/23/2016	270	478.18	
1237551	1712054	11/23/2016	270	430.00	
1237496	1712026	11/23/2016	270	420.00	
1237621	1712125	11/23/2016	270	389.36	
1237512	1712021	11/23/2016	270	344.83	
1237498	1712016	11/23/2016	270	338.72	
1237503	1712018	11/23/2016	270	338.63	
1237499	1712027	11/23/2016	270	328.13	
1237494	1712006	11/23/2016	270	313.00	
1237508	1712030	11/23/2016	270	302.00	

Run Date: 12/30/2016
 Run Time: 3:29:09PM

Demand Account Activity

Page: 151
 User: 0

Start Date: 7/1/2016 End Date: 12/30/2016

Jnl. Entry	Ref #	Trx. Date	Ledger	Debit Amount	Credit Amount
1237506	1712019	11/23/2016	270	290.00	
1237577	1712082	11/23/2016	270	264.00	
1237511	1712031	11/23/2016	270	250.00	
1237603	1712109	11/23/2016	270	227.75	
1237514	1712012	11/23/2016	270	220.00	
1237555	1712057	11/23/2016	270	174.00	
1237554	1712056	11/23/2016	270	150.00	
1237660	1712153	11/23/2016	270	150.00	
1237515	1712022	11/23/2016	270	132.46	
1237504	1712009	11/23/2016	270	126.00	
1237495	1712015	11/23/2016	270	125.00	
1237523	1712042	11/23/2016	270	100.00	
1237661	1712154	11/23/2016	270	75.00	
1237528	1712045	11/23/2016	270	70.00	
1237510	1712020	11/23/2016	270	55.04	
1237579	1712083	11/23/2016	270	50.85	
1237177	162701109 AIRS DE	11/23/2016	270	49.52	
1237622	1712126	11/23/2016	270	46.91	
1237557	1712059	11/23/2016	270	45.60	
1237558	1712060	11/23/2016	270	45.60	
1237556	1712058	11/23/2016	270	40.00	
1237500	1712017	11/23/2016	270	34.33	
1237559	1712061	11/23/2016	270	28.80	
1237518	1712023	11/23/2016	270	22.15	
1237520	1712024	11/23/2016	270	19.23	
1237505	1712029	11/23/2016	270	18.14	
1237521	1712025	11/23/2016	270	18.00	
1237580	1712085	11/23/2016	270	8.00	
1237582	1712086	11/23/2016	270	4.00	
1237543	DFA EFT REV 11-2:	11/23/2016	270		16,669.24
1237158	162701101	11/23/2016	270		26,190,040.25
1237544	162701103	11/23/2016	270		11,305.56
1237546	162701104	11/23/2016	270		173,285,927.43
1237618	162701105	11/23/2016	270		126,505,792.46
1238774	162701106	11/28/2016	270	346,911,016.66	
1238706	162701101	11/28/2016	270	140,000,000.00	
1238808	162701107 AIRS TA	11/28/2016	270	35,695,646.69	
1238709	162701104	11/28/2016	270	25,796,043.67	
1238705	163001105	11/28/2016	270	24,000,000.00	
1238757	1712234	11/28/2016	270	5,025,206.70	
1238777	162701112	11/28/2016	270	3,500,000.00	
1238749	1712228	11/28/2016	270	2,808,397.45	
1238756	1712233	11/28/2016	270	1,648,539.97	
1238738	1712225	11/28/2016	270	774,645.48	
1238746	1712226	11/28/2016	270	337,055.40	
1238708	162701103	11/28/2016	270	179,726.86	
1238658	1712161	11/28/2016	270	166,319.32	
1238659	1712162	11/28/2016	270	150,860.63	
1238791	1712264	11/28/2016	270	135,158.00	
1238660	1712163	11/28/2016	270	129,649.85	
1238748	1712227	11/28/2016	270	100,000.00	
1238778	1712262	11/28/2016	270	72,000.00	
1238809	162701108 AIRS TA	11/28/2016	270	66,741.16	
1238810	162701109 AIRS DE	11/28/2016	270	61,764.83	
1238661	1712164	11/28/2016	270	47,968.52	
1238669	1712172	11/28/2016	270	41,010.83	

Run Date: 12/30/2016
 Run Time: 3:29:09PM

Demand Account Activity

Page: 152
 User: 0

Start Date: 7/1/2016 End Date: 12/30/2016

Jnl. Entry	Ref #	Trx. Date	Ledger	Debit Amount	Credit Amount
1238780	162701114	11/28/2016	270	36,470.00	
1237607	1712158	11/28/2016	270	34,722.08	
1238772	162701105	11/28/2016	270	32,375.00	
1238725	1712211	11/28/2016	270	29,024.69	
1238723	1712209	11/28/2016	270	27,701.20	
1238726	1712212	11/28/2016	270	25,599.79	
1238724	1712210	11/28/2016	270	20,565.28	
1238683	1712187	11/28/2016	270	11,719.00	
1238759	1712235	11/28/2016	270	8,082.83	
1238753	1712230	11/28/2016	270	6,560.99	
1238754	1712231	11/28/2016	270	6,446.52	
1238662	1712165	11/28/2016	270	6,362.37	
1238673	1712176	11/28/2016	270	5,099.20	
1238722	1712208	11/28/2016	270	5,000.46	
1238737	1712224	11/28/2016	270	4,990.73	
1238752	1712229	11/28/2016	270	4,899.42	
1238674	1712177	11/28/2016	270	4,299.86	
1238755	1712232	11/28/2016	270	3,484.47	
1238691	1712189	11/28/2016	270	3,135.00	
1238734	1712220	11/28/2016	270	2,245.00	
1238663	1712166	11/28/2016	270	1,509.58	
1238736	1712222	11/28/2016	270	1,170.00	
1238729	1712215	11/28/2016	270	995.67	
1238690	1712188	11/28/2016	270	970.00	
1238686	1712223	11/28/2016	270	947.50	
1238664	1712167	11/28/2016	270	702.06	
1238728	1712214	11/28/2016	270	700.00	
1238672	1712175	11/28/2016	270	672.00	
1238727	1712213	11/28/2016	270	575.00	
1238693	1712190	11/28/2016	270	570.00	
1238694	1712191	11/28/2016	270	521.00	
1238668	1712171	11/28/2016	270	450.00	
1238735	1712221	11/28/2016	270	397.50	
1238671	1712174	11/28/2016	270	331.00	
1238665	1712168	11/28/2016	270	231.51	
1238666	1712169	11/28/2016	270	210.00	
1238787	1712263	11/28/2016	270	97.00	
1238696	1712192	11/28/2016	270	80.00	
1238730	1712216	11/28/2016	270	42.00	
1238667	1712170	11/28/2016	270	32.39	
1238733	1712219	11/28/2016	270	16.00	
1238698	1712193	11/28/2016	270	15.20	
1238699	1712194	11/28/2016	270	15.20	
1238700	1712195	11/28/2016	270	9.60	
1238741	1712246	11/28/2016	270	8.72	
1238732	1712218	11/28/2016	270	8.00	
1238731	1712217	11/28/2016	270	0.80	
1238670	1712173	11/28/2016	270	0.02	
1238657	DFA EFT REV 11/2	11/28/2016	270		248,966.76
1238707	162701102	11/28/2016	270		203,021,627.89
1238715	162251101	11/28/2016	270		232,000.00
1238773	162701113	11/28/2016	270		36,470.00
1238775	162701110	11/28/2016	270		4,030,623.26
1238776	162701111	11/28/2016	270		3,500,000.00
1238812	162601101	11/28/2016	270		325,000,000.00
1238794	162701120	11/28/2016	270		53,399,000.00

Run Date: 12/30/2016
 Run Time: 3:29:09PM

Demand Account Activity

Page: 153
 User: 0

Start Date: 7/1/2016 End Date: 12/30/2016

Jnl. Entry	Ref #	Trx. Date	Ledger	Debit Amount	Credit Amount
1239250	162701105	11/29/2016	270	92,654,083.06	
1239305	162601101	11/29/2016	270	81,000,000.00	
1239141	162701107 AIRS TA	11/29/2016	270	20,494,327.90	
1239262	162301101	11/29/2016	270	12,000,000.00	
1239129	163001103	11/29/2016	270	3,000,000.00	
1239246	1712373	11/29/2016	270	1,992,527.23	
1239184	1712326	11/29/2016	270	1,489,845.00	
1239131	162701102	11/29/2016	270	1,019,789.57	
1239187	1712327	11/29/2016	270	1,007,299.50	
1239192	1712328	11/29/2016	270	800,000.00	
1239212	1712352	11/29/2016	270	744,615.30	
1239198	1712329	11/29/2016	270	600,000.00	
1239199	1712330	11/29/2016	270	585,000.00	
1239216	1712310	11/29/2016	270	257,635.75	
1239201	1712331	11/29/2016	270	239,000.00	
1239266	1712379	11/29/2016	270	217,209.55	
1239204	1712332	11/29/2016	270	184,600.00	
1239217	1712311	11/29/2016	270	180,585.00	
1239244	1712371	11/29/2016	270	173,359.80	
1239158	1712289	11/29/2016	270	171,289.32	
1239206	1712333	11/29/2016	270	150,000.00	
1239209	1712334	11/29/2016	270	140,000.00	
1239300	1712402	11/29/2016	270	130,000.00	
1239243	1712370	11/29/2016	270	112,045.30	
1239245	1712372	11/29/2016	270	103,462.21	
1239232	1712322	11/29/2016	270	101,731.04	
1239211	1712335	11/29/2016	270	86,500.00	
1239228	1712374	11/29/2016	270	52,105.41	
1239177	1712336	11/29/2016	270	47,000.00	
1239180	1712337	11/29/2016	270	45,000.00	
1239264	1712377	11/29/2016	270	43,939.37	
1239259	1712375	11/29/2016	270	40,908.91	
1239182	1712338	11/29/2016	270	40,000.00	
1239185	1712339	11/29/2016	270	35,000.00	
1239159	1712290	11/29/2016	270	31,325.25	
1239287	1712403	11/29/2016	270	26,576.00	
1239186	1712340	11/29/2016	270	20,000.00	
1239160	1712291	11/29/2016	270	19,668.39	
1239142	162701108 AIARS T	11/29/2016	270	12,754.15	
1239188	1712341	11/29/2016	270	12,500.00	
1239292	1712409	11/29/2016	270	11,164.19	
1239241	1712406	11/29/2016	270	10,259.25	
1239191	1712342	11/29/2016	270	10,000.00	
1239194	1712343	11/29/2016	270	10,000.00	
1239197	1712344	11/29/2016	270	9,800.00	
1239200	1712345	11/29/2016	270	9,200.00	
1239234	1712369	11/29/2016	270	8,471.89	
1239291	1712408	11/29/2016	270	7,363.49	
1239265	1712378	11/29/2016	270	6,960.33	
1239157	1712288	11/29/2016	270	6,171.93	
1239249	162701104	11/29/2016	270	5,750.00	
1239202	1712346	11/29/2016	270	5,270.00	
1239144	162701110 AIRS D€	11/29/2016	270	5,027.82	
1239175	1712324	11/29/2016	270	5,020.00	
1239156	1712301	11/29/2016	270	4,753.00	
1239162	1712293	11/29/2016	270	4,340.00	

Run Date: 12/30/2016
 Run Time: 3:29:09PM

Demand Account Activity

Page: 154
 User: 0

Start Date: 7/1/2016 End Date: 12/30/2016

Jnl. Entry	Ref #	Trx. Date	Ledger	Debit Amount	Credit Amount
1239218	1712312	11/29/2016	270	3,891.00	
1239214	1712353	11/29/2016	270	3,003.08	
1239293	1712404	11/29/2016	270	2,490.00	
1239215	1712354	11/29/2016	270	2,087.98	
1239203	1712347	11/29/2016	270	2,000.00	
1239289	1712407	11/29/2016	270	1,960.00	
1239169	1712299	11/29/2016	270	1,950.00	
1239233	1712323	11/29/2016	270	1,894.87	
1239297	1712405	11/29/2016	270	1,766.20	
1239205	1712348	11/29/2016	270	1,564.89	
1239161	1712292	11/29/2016	270	1,556.00	
1239179	1712325	11/29/2016	270	1,544.53	
1239164	1712294	11/29/2016	270	1,417.65	
1239166	1712296	11/29/2016	270	1,400.00	
1239231	1712321	11/29/2016	270	1,176.48	
1239221	1712314	11/29/2016	270	1,040.00	
1239167	1712297	11/29/2016	270	1,026.36	
1239168	1712298	11/29/2016	270	900.57	
1239224	1712316	11/29/2016	270	851.00	
1239170	1712300	11/29/2016	270	725.00	
1239143	162701109 AIRS DE	11/29/2016	270	475.81	
1239207	1712349	11/29/2016	270	395.00	
1239178	1712303	11/29/2016	270	395.00	
1239176	1712302	11/29/2016	270	390.00	
1239165	1712295	11/29/2016	270	362.33	
1239219	1712313	11/29/2016	270	330.00	
1239222	1712315	11/29/2016	270	190.00	
1239225	1712317	11/29/2016	270	120.00	
1239183	1712305	11/29/2016	270	92.00	
1239301	1712411	11/29/2016	270	75.00	
1239181	1712304	11/29/2016	270	70.00	
1239189	1712306	11/29/2016	270	40.00	
1239263	1712376	11/29/2016	270	35.04	
1239227	1712318	11/29/2016	270	30.40	
1239229	1712319	11/29/2016	270	30.40	
1239190	1712307	11/29/2016	270	30.40	
1239193	1712308	11/29/2016	270	30.40	
1239208	1712350	11/29/2016	270	20.00	
1239230	1712320	11/29/2016	270	19.20	
1239195	1712309	11/29/2016	270	19.20	
1239210	1712351	11/29/2016	270	4.25	
1239295	1712410	11/29/2016	270	0.30	
1239153	DFA EFT REV 11/29	11/29/2016	270		146,609.15
1239145	162701103	11/29/2016	270		198,966,866.90
1239130	162701101	11/29/2016	270		20,198,000.00
1239755	162601101	11/30/2016	270	103,000,000.00	
1239315	162701107 AIRS TA	11/30/2016	270	48,954,218.73	
1239318	163001103	11/30/2016	270	13,000,000.00	
1239727	1712506	11/30/2016	270	691,826.70	
1239719	1712504	11/30/2016	270	623,480.90	
1239624	1712437	11/30/2016	270	600,301.47	
1239675	1712479	11/30/2016	270	227,013.60	
1239724	1712505	11/30/2016	270	189,772.96	
1239749	1712533	11/30/2016	270	186,704.36	
1239669	1712469	11/30/2016	270	129,339.03	
1239307	162701102	11/30/2016	270	105,000.00	

Run Date: 12/30/2016
 Run Time: 3:29:09PM

Demand Account Activity

Page: 155
 User: 0

Start Date: 7/1/2016 End Date: 12/30/2016

Jnl. Entry	Ref #	Trx. Date	Ledger	Debit Amount	Credit Amount
1239739	1712511	11/30/2016	270	99,365.18	
1239737	1712509	11/30/2016	270	78,909.30	
1239666	1712468	11/30/2016	270	70,709.90	
1239740	1712512	11/30/2016	270	58,357.00	
1239730	1712524	11/30/2016	270	51,404.77	
1239743	1712514	11/30/2016	270	50,049.63	
1239734	1712507	11/30/2016	270	41,982.07	
1239622	1712436	11/30/2016	270	21,999.64	
1239738	1712510	11/30/2016	270	17,252.23	
1239721	1712515	11/30/2016	270	16,267.67	
1239746	1712530	11/30/2016	270	11,539.00	
1239748	1712532	11/30/2016	270	10,195.32	
1239744	1712528	11/30/2016	270	7,052.48	
1239742	1712513	11/30/2016	270	6,361.66	
1239618	1712433	11/30/2016	270	6,001.74	
1239630	1712445	11/30/2016	270	5,254.01	
1239629	1712444	11/30/2016	270	5,171.44	
1239676	1712472	11/30/2016	270	3,129.00	
1239729	1712521	11/30/2016	270	3,090.00	
1239317	162701109 AIRS DE	11/30/2016	270	2,412.90	
1239672	1712470	11/30/2016	270	2,168.00	
1239745	1712529	11/30/2016	270	1,867.57	
1239720	1712522	11/30/2016	270	1,731.00	
1239722	1712516	11/30/2016	270	1,706.81	
1239663	1712474	11/30/2016	270	1,260.00	
1239628	1712443	11/30/2016	270	898.71	
1239316	162701108 AIRS DE	11/30/2016	270	821.84	
1239735	1712508	11/30/2016	270	659.56	
1239621	1712440	11/30/2016	270	595.00	
1239747	1712531	11/30/2016	270	458.35	
1239665	1712467	11/30/2016	270	454.52	
1239620	1712434	11/30/2016	270	354.71	
1239677	1712473	11/30/2016	270	270.00	
1239726	1712519	11/30/2016	270	258.00	
1239617	1712439	11/30/2016	270	254.00	
1239667	1712475	11/30/2016	270	240.00	
1239674	1712471	11/30/2016	270	160.00	
1239732	1712523	11/30/2016	270	126.51	
1239680	1712480	11/30/2016	270	92.15	
1239626	1712438	11/30/2016	270	90.00	
1239619	1712435	11/30/2016	270	88.15	
1239725	1712518	11/30/2016	270	70.00	
1239728	1712520	11/30/2016	270	55.00	
1239625	1712442	11/30/2016	270	54.32	
1239723	1712517	11/30/2016	270	50.00	
1239681	1712481	11/30/2016	270	29.10	
1239668	1712476	11/30/2016	270	15.20	
1239670	1712477	11/30/2016	270	15.20	
1239671	1712478	11/30/2016	270	9.60	
1239623	1712441	11/30/2016	270	4.85	
1239657	8006950 EFT REV	11/30/2016	270		195.00
1239306	162701101	11/30/2016	270		7,034,000.00
1239633	162701103	11/30/2016	270		138,808,866.34
1239645	162701104	11/30/2016	270		744.75
1239752	162701106	11/30/2016	270		23,062,387.50
1240017	162701202	12/1/2016	270	78,086,636.23	

Run Date: 12/30/2016
Run Time: 3:29:09PM

Demand Account Activity

Start Date: 7/1/2016 End Date: 12/30/2016

Page: 156
User: 0

Jnl. Entry	Ref #	Trx. Date	Ledger	Debit Amount	Credit Amount
1240041	162601101	12/1/2016	270	78,086,636.23	
1240092	1712621	12/1/2016	270	43,264,237.85	
1240119	162801201	12/1/2016	270	35,000,000.00	
1240071	1712595	12/1/2016	270	17,804,098.63	
1240012	163001204	12/1/2016	270	15,000,000.00	
1240138	162601201	12/1/2016	270	15,000,000.00	
1240072	1712596	12/1/2016	270	7,355,058.00	
1240134	1712636	12/1/2016	270	2,814,000.00	
1240125	162301201	12/1/2016	270	1,000,000.00	
1240089	1712619	12/1/2016	270	631,213.63	
1240103	1627006	12/1/2016	270	595,527.78	
1240096	1712615	12/1/2016	270	531,972.58	
1240073	1712597	12/1/2016	270	529,256.00	
1240090	1712620	12/1/2016	270	175,457.47	
1240033	1712566	12/1/2016	270	120,263.93	
1240085	1712618	12/1/2016	270	107,824.95	
1240097	1712616	12/1/2016	270	76,412.58	
1240078	1712601	12/1/2016	270	74,338.12	
1240023	1712558	12/1/2016	270	67,269.43	
1240019	1712554	12/1/2016	270	63,154.65	
1240121	1712628	12/1/2016	270	52,266.45	
1240018	1712553	12/1/2016	270	44,219.90	
1240098	1712617	12/1/2016	270	42,070.46	
1240074	1712598	12/1/2016	270	38,340.81	
1240120	1712627	12/1/2016	270	36,762.00	
1240101	1712623	12/1/2016	270	24,428.79	
1240026	1712559	12/1/2016	270	23,750.00	
1240020	1712555	12/1/2016	270	23,490.00	
1240029	1712562	12/1/2016	270	18,195.00	
1240015	1712551	12/1/2016	270	17,455.00	
1240100	1712622	12/1/2016	270	14,863.69	
1240083	1712603	12/1/2016	270	14,689.88	
1240117	162701215	12/1/2016	270	12,114.67	
1240035	1712568	12/1/2016	270	11,279.91	
1240036	1712569	12/1/2016	270	5,935.00	
1240027	1712560	12/1/2016	270	5,705.00	
1240021	1712556	12/1/2016	270	5,635.00	
1240079	1712606	12/1/2016	270	4,896.94	
1240030	1712563	12/1/2016	270	4,585.00	
1240034	1712567	12/1/2016	270	4,552.33	
1240016	1712552	12/1/2016	270	4,235.00	
1240037	1712570	12/1/2016	270	3,910.00	
1240070	1712604	12/1/2016	270	3,733.41	
1240032	1712565	12/1/2016	270	3,593.53	
1240095	1712614	12/1/2016	270	3,552.43	
1240081	1712607	12/1/2016	270	3,285.17	
1240102	1712626	12/1/2016	270	3,013.50	
1240082	1712608	12/1/2016	270	2,849.45	
1240076	1712600	12/1/2016	270	2,629.76	
1240088	1712612	12/1/2016	270	2,375.00	
1240093	1712613	12/1/2016	270	1,662.50	
1240028	1712561	12/1/2016	270	1,620.00	
1240022	1712557	12/1/2016	270	650.00	
1240031	1712564	12/1/2016	270	540.00	
1240068	1712594	12/1/2016	270	320.00	
1240086	1712610	12/1/2016	270	305.00	

Run Date: 12/30/2016
 Run Time: 3:29:09PM

Demand Account Activity

Start Date: 7/1/2016 End Date: 12/30/2016

Page: 157
 User: 0

Jnl. Entry	Ref #	Trx. Date	Ledger	Debit Amount	Credit Amount
1240084	1712609	12/1/2016	270	278.00	
1239790	1712550	12/1/2016	270	270.00	
1240087	1712611	12/1/2016	270	257.00	
1240075	1712599	12/1/2016	270	114.91	
1240133	1712635	12/1/2016	270	12.81	
1240077	1712605	12/1/2016	270	7.47	
1240080	1712602	12/1/2016	270	3.61	
1240014	162701201	12/1/2016	270		2,466,000.00
1240024	162701203	12/1/2016	270		78,086,636.23
1240040	162701204	12/1/2016	270		78,086,636.23
1240046	1627005	12/1/2016	270		595,527.78
1240109	162701207	12/1/2016	270		121,612,956.64
1240118	162701216	12/1/2016	270		16,185,506.06
1240616	162701202	12/2/2016	270	56,500,000.00	
1240715	162601201	12/2/2016	270	16,000,000.00	
1240736	1639902	12/2/2016	270	12,997,472.22	
1240593	162701107 AIRS TA	12/2/2016	270	11,263,563.91	
1240598	163001203	12/2/2016	270	3,000,000.00	
1240726	1712749	12/2/2016	270	2,557,746.20	
1240735	1639901	12/2/2016	270	1,999,611.11	
1240732	Correct Journal Entr	12/2/2016	270	1,000,000.00	
1240686	1712717	12/2/2016	270	771,655.91	
1240680	1712711	12/2/2016	270	316,742.00	
1240728	1712748	12/2/2016	270	284,000.00	
1240695	1712724	12/2/2016	270	204,818.42	
1240594	162701108 AIRS TA	12/2/2016	270	138,933.79	
1240604	1712647	12/2/2016	270	115,000.00	
1240685	1712716	12/2/2016	270	103,762.84	
1240712	1712740	12/2/2016	270	99,611.12	
1240700	1712729	12/2/2016	270	62,554.48	
1240699	1712728	12/2/2016	270	55,212.79	
1240683	1712714	12/2/2016	270	53,293.55	
1240605	1712648	12/2/2016	270	43,500.00	
1240684	1712715	12/2/2016	270	39,386.54	
1240692	1712722	12/2/2016	270	33,226.51	
1240682	1712713	12/2/2016	270	30,152.83	
1240681	1712712	12/2/2016	270	22,009.00	
1240716	1712743	12/2/2016	270	21,508.08	
1240727	1712747	12/2/2016	270	18,929.67	
1240606	1712649	12/2/2016	270	13,000.00	
1240693	1712723	12/2/2016	270	11,515.72	
1240642	1712675	12/2/2016	270	9,579.00	
1240597	162701111 AIRS DE	12/2/2016	270	7,770.00	
1240626	1712666	12/2/2016	270	5,084.00	
1240596	162701110 AIRS DE	12/2/2016	270	4,927.04	
1240724	1712746	12/2/2016	270	4,378.72	
1240711	1712739	12/2/2016	270	4,352.50	
1240609	1712652	12/2/2016	270	4,140.58	
1240607	1712650	12/2/2016	270	4,000.00	
1240696	1712725	12/2/2016	270	3,978.42	
1240688	1712718	12/2/2016	270	3,800.00	
1240610	1712653	12/2/2016	270	3,535.00	
1240649	1712682	12/2/2016	270	2,935.00	
1240701	1712730	12/2/2016	270	2,731.51	
1240627	162701203	12/2/2016	270	2,527.78	
1240599	1712644	12/2/2016	270	2,232.00	

Run Date: 12/30/2016
 Run Time: 3:29:09PM

Demand Account Activity

Start Date: 7/1/2016 End Date: 12/30/2016

Page: 158
 User: 0

Jnl. Entry	Ref #	Trx. Date	Ledger	Debit Amount	Credit Amount
1240595	162701109 AIRS DE	12/2/2016	270	2,229.53	
1240714	1712742	12/2/2016	270	2,153.77	
1240703	1712732	12/2/2016	270	1,815.00	
1240702	1712731	12/2/2016	270	1,710.00	
1240698	1712727	12/2/2016	270	1,666.42	
1240608	1712651	12/2/2016	270	1,500.00	
1240635	1712668	12/2/2016	270	1,395.00	
1240689	1712719	12/2/2016	270	1,332.11	
1240644	1712677	12/2/2016	270	1,310.00	
1240697	1712726	12/2/2016	270	1,286.20	
1240713	1712741	12/2/2016	270	1,119.99	
1240734	1712750	12/2/2016	270	1,074.35	
1240690	1712720	12/2/2016	270	906.52	
1240643	1712676	12/2/2016	270	770.00	
1240637	1712670	12/2/2016	270	533.00	
1240634	1712667	12/2/2016	270	420.00	
1240636	1712669	12/2/2016	270	270.00	
1240645	1712678	12/2/2016	270	250.00	
1240691	1712721	12/2/2016	270	158.10	
1240600	1712645	12/2/2016	270	75.00	
1240601	1712646	12/2/2016	270	75.00	
1240638	1712671	12/2/2016	270	50.00	
1240646	1712679	12/2/2016	270	15.20	
1240647	1712680	12/2/2016	270	15.20	
1240639	1712672	12/2/2016	270	15.20	
1240640	1712673	12/2/2016	270	15.20	
1240648	1712681	12/2/2016	270	9.60	
1240641	1712674	12/2/2016	270	9.60	
1240631	8006952 EFT REV 1	12/2/2016	270		30,532.61
1240632	8006951 EFT REV	12/2/2016	270		6,810.55
1240587	162701201	12/2/2016	270		2,417,000.00
1240628	162701204	12/2/2016	270		2,527.78
1240633	162701216	12/2/2016	270		88,991,256.98
1240733	Back Out Journal Er	12/2/2016	270		16,000,000.00
1241091	1692601201	12/5/2016	270	126,000,000.00	
1240996	162701207 AIRS TA	12/5/2016	270	10,913,480.39	
1240979	163001203	12/5/2016	270	7,000,000.00	
1241095	1712852	12/5/2016	270	2,606,139.62	
1241078	1712838	12/5/2016	270	1,705,905.48	
1240980	162701201	12/5/2016	270	569,729.00	
1241076	1712836	12/5/2016	270	332,409.47	
1240999	1712771	12/5/2016	270	330,442.09	
1241093	1712850	12/5/2016	270	323,118.38	
1241034	1712795	12/5/2016	270	216,500.38	
1241077	1712837	12/5/2016	270	191,472.79	
1241041	1712802	12/5/2016	270	152,723.08	
1240987	1712765	12/5/2016	270	134,078.00	
1241081	1712841	12/5/2016	270	130,052.39	
1240989	1712766	12/5/2016	270	124,966.00	
1240990	1712767	12/5/2016	270	80,934.84	
1241042	1712803	12/5/2016	270	68,492.60	
1241047	1712807	12/5/2016	270	64,364.13	
1240992	1712768	12/5/2016	270	50,000.00	
1241092	1712849	12/5/2016	270	46,500.00	
1241048	1712808	12/5/2016	270	46,370.31	
1240998	162701208 AIRS TA	12/5/2016	270	40,496.58	

Run Date: 12/30/2016
 Run Time: 3:29:09PM

Demand Account Activity

Page: 159
 User: 0

Start Date: 7/1/2016 End Date: 12/30/2016

Jnl. Entry	Ref #	Trx. Date	Ledger	Debit Amount	Credit Amount
1241001	162701209 AIRS D€	12/5/2016	270	38,443.72	
1241002	162701210 AIRS D€	12/5/2016	270	19,566.21	
1241071	1712831	12/5/2016	270	16,572.00	
1241043	1712804	12/5/2016	270	15,813.76	
1241049	1712809	12/5/2016	270	14,967.21	
1240994	1712769	12/5/2016	270	13,995.53	
1240997	1712770	12/5/2016	270	13,298.57	
1241094	1712851	12/5/2016	270	12,579.00	
1241050	1712810	12/5/2016	270	11,857.50	
1241035	1712796	12/5/2016	270	11,432.40	
1241036	1712797	12/5/2016	270	11,292.58	
1241019	1712839	12/5/2016	270	7,350.47	
1241045	1712806	12/5/2016	270	6,031.79	
1241082	1712842	12/5/2016	270	5,889.51	
1241044	1712805	12/5/2016	270	5,325.00	
1241003	1712773	12/5/2016	270	4,700.00	
1241080	1712840	12/5/2016	270	4,510.00	
1241096	1712853	12/5/2016	270	4,399.93	
1241058	1712818	12/5/2016	270	4,345.00	
1241079	1712848	12/5/2016	270	2,281.00	
1241053	1712813	12/5/2016	270	1,842.00	
1241052	1712812	12/5/2016	270	1,814.51	
1241059	1712819	12/5/2016	270	1,777.50	
1241037	1712798	12/5/2016	270	1,217.05	
1241072	1712832	12/5/2016	270	788.50	
1241008	1712777	12/5/2016	270	718.70	
1241040	1712801	12/5/2016	270	578.10	
1241054	1712814	12/5/2016	270	449.00	
1241074	1712834	12/5/2016	270	333.28	
1241051	1712811	12/5/2016	270	327.00	
1241073	1712833	12/5/2016	270	310.00	
1241038	1712799	12/5/2016	270	249.20	
1241104	1712858	12/5/2016	270	195.05	
1241033	1712794	12/5/2016	270	184.65	
1241057	1712817	12/5/2016	270	80.00	
1241000	1712772	12/5/2016	270	40.00	
1241039	1712800	12/5/2016	270	31.27	
1241056	1712816	12/5/2016	270	30.00	
1241067	1712830	12/5/2016	270	26.12	
1241075	1712835	12/5/2016	270	15.00	
1241055	1712815	12/5/2016	270	10.00	
1241022	8006953 EFT REV 1	12/5/2016	270		2,678.11
1241027	162701202	12/5/2016	270		120,383,979.73
1241030	162701203	12/5/2016	270		30,850,400.02
1241441	162701202	12/6/2016	270	18,000,000.00	
1241394	163001204	12/6/2016	270	8,000,000.00	
1241403	162701207 AIRS TA	12/6/2016	270	7,201,115.75	
1241431	1712884	12/6/2016	270	1,479,086.63	
1241564	1712998	12/6/2016	270	1,040,667.24	
1241440	1712893	12/6/2016	270	470,684.45	
1241450	1712899	12/6/2016	270	381,909.16	
1241556	1712990	12/6/2016	270	275,000.00	
1241444	1712894	12/6/2016	270	225,684.39	
1241455	1712901	12/6/2016	270	136,981.02	
1241428	1712881	12/6/2016	270	86,956.34	
1241423	1712878	12/6/2016	270	47,977.98	

Run Date: 12/30/2016
Run Time: 3:29:09PM

Demand Account Activity

Start Date: 7/1/2016 End Date: 12/30/2016

Page: 160
User: 0

Jnl. Entry	Ref #	Trx. Date	Ledger	Debit Amount	Credit Amount
1241453	1712900	12/6/2016	270	47,049.17	
1241558	1712992	12/6/2016	270	44,258.43	
1241557	1712991	12/6/2016	270	33,544.00	
1241570	1712999	12/6/2016	270	30,179.59	
1241405	162701208 AIRS TA	12/6/2016	270	27,289.30	
1241419	1712875	12/6/2016	270	23,786.08	
1241422	1712877	12/6/2016	270	19,063.99	
1241429	1712882	12/6/2016	270	18,472.32	
1241421	1712876	12/6/2016	270	12,665.15	
1241407	162701210 AIRS DE	12/6/2016	270	12,216.25	
1241559	1712993	12/6/2016	270	10,949.52	
1241427	1712880	12/6/2016	270	9,852.57	
1241445	1712895	12/6/2016	270	9,538.25	
1241563	1712997	12/6/2016	270	9,504.83	
1241458	1712902	12/6/2016	270	9,118.28	
1241446	1712896	12/6/2016	270	7,337.81	
1241561	1712995	12/6/2016	270	6,529.25	
1241426	1712879	12/6/2016	270	6,043.59	
1241447	1712897	12/6/2016	270	5,297.24	
1241555	1712989	12/6/2016	270	4,353.97	
1241483	1712932	12/6/2016	270	3,964.00	
1241457	1712917	12/6/2016	270	3,845.00	
1241462	1712919	12/6/2016	270	3,384.00	
1241473	1712923	12/6/2016	270	3,102.00	
1241485	1712934	12/6/2016	270	1,337.00	
1241478	1712927	12/6/2016	270	1,280.00	
1241562	1712996	12/6/2016	270	1,278.75	
1241487	1712936	12/6/2016	270	1,060.00	
1241460	1712918	12/6/2016	270	925.00	
1241406	162701209 AIRS DE	12/6/2016	270	871.33	
1241560	1712994	12/6/2016	270	838.90	
1241476	1712925	12/6/2016	270	718.00	
1241469	1712910	12/6/2016	270	610.00	
1241461	1712904	12/6/2016	270	595.00	
1241467	1712908	12/6/2016	270	510.00	
1241459	1712903	12/6/2016	270	497.00	
1241463	1712905	12/6/2016	270	417.00	
1241432	1712885	12/6/2016	270	330.00	
1241484	1712933	12/6/2016	270	320.00	
1241475	1712924	12/6/2016	270	260.00	
1241479	1712928	12/6/2016	270	250.00	
1241492	1712941	12/6/2016	270	239.02	
1241486	1712935	12/6/2016	270	215.00	
1241488	1712937	12/6/2016	270	200.00	
1241466	1712907	12/6/2016	270	166.20	
1241477	1712926	12/6/2016	270	80.00	
1241430	1712883	12/6/2016	270	62.00	
1241468	1712909	12/6/2016	270	35.00	
1241464	1712906	12/6/2016	270	24.00	
1241489	1712938	12/6/2016	270	22.80	
1241490	1712939	12/6/2016	270	22.80	
1241491	1712940	12/6/2016	270	14.40	
1241454	1712915	12/6/2016	270	12.00	
1241456	1712916	12/6/2016	270	12.00	
1241449	1712912	12/6/2016	270	8.00	
1241451	1712913	12/6/2016	270	8.00	

Run Date: 12/30/2016
 Run Time: 3:29:09PM

Demand Account Activity

Page: 161
 User: 0

Start Date: 7/1/2016 End Date: 12/30/2016

Jnl. Entry	Ref #	Trx. Date	Ledger	Debit Amount	Credit Amount
1241452	1712914	12/6/2016	270	8.00	
1241480	1712929	12/6/2016	270	7.60	
1241481	1712930	12/6/2016	270	7.60	
1241448	1712898	12/6/2016	270	5.71	
1241482	1712931	12/6/2016	270	4.80	
1241438	1712911	12/6/2016	270	4.00	
1241425	8006956 EFT REV 1	12/6/2016	270		8,370.64
1241439	8006954 EFT DSMV	12/6/2016	270		3.89
1241395	162701201	12/6/2016	270		100,000.00
1241518	162701204	12/6/2016	270		20,419,983.43
1241547	163991203	12/6/2016	270		1,999,611.11
1241548	163991204	12/6/2016	270		12,997,472.22
1241902	1713024	12/7/2016	270	16,250,494.07	
1242060	162301201	12/7/2016	270	9,000,000.00	
1241939	162701207 AIRS TA	12/7/2016	270	8,987,511.00	
1241926	163001203	12/7/2016	270	8,000,000.00	
1241977	1713078	12/7/2016	270	2,833,967.27	
1241976	1713077	12/7/2016	270	2,750,387.92	
1242080	1713165	12/7/2016	270	1,867,000.00	
1241963	162701205	12/7/2016	270	1,334,399.38	
1242062	1713147	12/7/2016	270	1,038,514.42	
1242079	1713164	12/7/2016	270	1,000,000.00	
1241899	1713022	12/7/2016	270	217,106.24	
1241930	162701203	12/7/2016	270	178,488.51	
1241978	1713079	12/7/2016	270	124,914.70	
1241979	1713080	12/7/2016	270	84,534.30	
1242045	1713135	12/7/2016	270	72,436.85	
1242047	1713136	12/7/2016	270	51,286.96	
1241914	1713040	12/7/2016	270	50,266.21	
1242028	1713125	12/7/2016	270	49,170.64	
1242042	1713133	12/7/2016	270	48,192.71	
1241897	1713035	12/7/2016	270	45,153.96	
1241940	162701208 AIRS TA	12/7/2016	270	43,055.73	
1241981	1713082	12/7/2016	270	36,385.02	
1241891	1713017	12/7/2016	270	22,479.91	
1241911	1713039	12/7/2016	270	20,560.00	
1241916	1713042	12/7/2016	270	19,700.00	
1241898	1713021	12/7/2016	270	19,690.31	
1241893	1713018	12/7/2016	270	12,450.03	
1241896	1713020	12/7/2016	270	12,450.00	
1241903	1713025	12/7/2016	270	11,138.52	
1242036	1713129	12/7/2016	270	10,290.58	
1241904	1713037	12/7/2016	270	9,135.00	
1242059	1713145	12/7/2016	270	8,835.00	
1241895	1713019	12/7/2016	270	7,126.72	
1242038	1713130	12/7/2016	270	6,123.07	
1242043	1713134	12/7/2016	270	5,358.90	
1241951	1713057	12/7/2016	270	4,853.00	
1241920	1713046	12/7/2016	270	4,749.56	
1241917	1713043	12/7/2016	270	4,445.00	
1242049	1713137	12/7/2016	270	2,183.69	
1242054	1713140	12/7/2016	270	2,055.84	
1242051	1713138	12/7/2016	270	2,044.67	
1241908	1713038	12/7/2016	270	1,960.00	
1242024	1713123	12/7/2016	270	1,938.09	
1241949	1713055	12/7/2016	270	1,690.00	

Run Date: 12/30/2016
 Run Time: 3:29:09PM

Demand Account Activity

Start Date: 7/1/2016 End Date: 12/30/2016

Page: 162
 User: 0

Jnl. Entry	Ref #	Trx. Date	Ledger	Debit Amount	Credit Amount
1241919	1713045	12/7/2016	270	1,677.41	
1242055	1713141	12/7/2016	270	1,627.29	
1242030	1713126	12/7/2016	270	1,615.47	
1241905	1713026	12/7/2016	270	1,432.97	
1242040	1713131	12/7/2016	270	1,275.43	
1242015	1713122	12/7/2016	270	1,174.75	
1241892	1713033	12/7/2016	270	1,014.00	
1241956	1713062	12/7/2016	270	894.89	
1242052	1713139	12/7/2016	270	876.01	
1242035	1713128	12/7/2016	270	827.05	
1242041	1713132	12/7/2016	270	597.00	
1241918	1713044	12/7/2016	270	583.50	
1241953	1713059	12/7/2016	270	579.00	
1242061	1713146	12/7/2016	270	575.50	
1241915	1713041	12/7/2016	270	520.00	
1241900	1713023	12/7/2016	270	478.18	
1242056	1713142	12/7/2016	270	420.51	
1241906	1713027	12/7/2016	270	390.00	
1241952	1713058	12/7/2016	270	390.00	
1241580	1713015	12/7/2016	270	355.00	
1241577	1713031	12/7/2016	270	335.00	
1241950	1713056	12/7/2016	270	320.00	
1241901	1713036	12/7/2016	270	320.00	
1241909	1713028	12/7/2016	270	255.00	
1241912	1713030	12/7/2016	270	165.00	
1241955	1713061	12/7/2016	270	164.60	
1241941	162701209 AIRS DE	12/7/2016	270	100.29	
1241954	1713060	12/7/2016	270	100.00	
1242081	1713166	12/7/2016	270	90.00	
1242032	1713127	12/7/2016	270	83.08	
1241980	1713081	12/7/2016	270	70.58	
1242026	1713124	12/7/2016	270	58.12	
1241910	1713029	12/7/2016	270	42.50	
1242057	1713143	12/7/2016	270	40.00	
1241889	1713032	12/7/2016	270	21.25	
1242058	1713144	12/7/2016	270	20.00	
1241890	1713016	12/7/2016	270	4.25	
1241894	1713034	12/7/2016	270	4.25	
1241942	8006957 EFT REV 1	12/7/2016	270		16,574.62
1241928	162701201	12/7/2016	270		16,250,494.07
1241929	162701202	12/7/2016	270		150,000.00
1241962	162701204	12/7/2016	270		2,793,681.11
1241968	162701206	12/7/2016	270		36,088,874.96
1243257	1713271	12/8/2016	270	199,918,565.39	
1243289	162701203	12/8/2016	270	17,013,475.00	
1243158	163001204	12/8/2016	270	13,000,000.00	
1243161	162701201	12/8/2016	270	10,029,000.00	
1243171	162701207 AIRS TA	12/8/2016	270	7,846,507.35	
1243194	1713209	12/8/2016	270	2,000,000.00	
1243300	1713304	12/8/2016	270	893,998.96	
1243252	1713266	12/8/2016	270	849,147.29	
1243208	1713218	12/8/2016	270	760,238.11	
1243312	1713313	12/8/2016	270	498,466.24	
1243308	1713309	12/8/2016	270	444,239.26	
1243293	1713300	12/8/2016	270	385,245.19	
1243305	1713306	12/8/2016	270	364,163.06	

Run Date: 12/30/2016
 Run Time: 3:29:09PM

Demand Account Activity

Page: 163
 User: 0

Start Date: 7/1/2016 End Date: 12/30/2016

Jnl. Entry	Ref #	Trx. Date	Ledger	Debit Amount	Credit Amount
1243187	1713202	12/8/2016	270	249,139.90	
1243191	1713206	12/8/2016	270	166,921.71	
1243192	1713207	12/8/2016	270	133,414.66	
1243254	1713268	12/8/2016	270	118,051.31	
1243306	1713307	12/8/2016	270	115,410.28	
1243193	1713208	12/8/2016	270	114,431.83	
1243253	1713267	12/8/2016	270	107,978.60	
1243251	1713265	12/8/2016	270	106,186.60	
1243231	1713245	12/8/2016	270	104,461.28	
1243296	1713302	12/8/2016	270	86,536.50	
1243189	1713204	12/8/2016	270	73,962.00	
1243188	1713203	12/8/2016	270	65,989.00	
1243195	1713210	12/8/2016	270	65,448.64	
1243184	1713199	12/8/2016	270	59,541.24	
1243215	1713223	12/8/2016	270	59,029.40	
1243294	1713301	12/8/2016	270	41,027.70	
1243258	1713272	12/8/2016	270	40,859.07	
1243196	1713211	12/8/2016	270	40,826.05	
1243309	1713310	12/8/2016	270	37,205.96	
1243232	1713246	12/8/2016	270	32,535.33	
1243307	1713308	12/8/2016	270	23,044.59	
1243230	1713244	12/8/2016	270	20,112.38	
1243197	1713212	12/8/2016	270	19,029.44	
1243213	1713221	12/8/2016	270	14,175.00	
1243233	1713247	12/8/2016	270	14,091.49	
1243175	1713190	12/8/2016	270	10,368.00	
1243290	1713298	12/8/2016	270	10,332.00	
1243201	1713229	12/8/2016	270	9,255.00	
1243202	1713230	12/8/2016	270	8,250.00	
1243223	1713228	12/8/2016	270	7,560.00	
1243199	1713214	12/8/2016	270	7,377.31	
1243256	1713270	12/8/2016	270	6,561.03	
1243218	1713225	12/8/2016	270	6,550.00	
1243255	1713269	12/8/2016	270	6,447.05	
1243222	1713227	12/8/2016	270	6,225.00	
1243227	1713241	12/8/2016	270	5,590.00	
1243238	1713252	12/8/2016	270	5,520.00	
1243297	1713303	12/8/2016	270	5,302.49	
1243220	1713226	12/8/2016	270	4,815.00	
1243298	162701206	12/8/2016	270	4,025.00	
1243198	1713213	12/8/2016	270	3,776.17	
1243214	1713222	12/8/2016	270	3,150.00	
1243177	1713192	12/8/2016	270	3,020.00	
1243173	162701209 AIRS DE	12/8/2016	270	2,977.96	
1243237	1713251	12/8/2016	270	2,925.00	
1243216	1713224	12/8/2016	270	2,913.50	
1243228	1713242	12/8/2016	270	2,846.32	
1243207	1713233	12/8/2016	270	2,691.26	
1243234	1713248	12/8/2016	270	2,598.39	
1243236	1713250	12/8/2016	270	2,200.00	
1243190	1713205	12/8/2016	270	1,979.70	
1243206	1713217	12/8/2016	270	1,596.70	
1243203	1713216	12/8/2016	270	1,556.05	
1243179	1713194	12/8/2016	270	1,312.00	
1243176	1713191	12/8/2016	270	840.00	
1243172	1692701208 AIRS T	12/8/2016	270	626.89	

Run Date: 12/30/2016
 Run Time: 3:29:09PM

Demand Account Activity

Start Date: 7/1/2016 End Date: 12/30/2016

Page: 164
 User: 0

Jnl. Entry	Ref #	Trx. Date	Ledger	Debit Amount	Credit Amount
1243178	1713193	12/8/2016	270	580.00	
1243229	1713243	12/8/2016	270	512.41	
1243211	1713220	12/8/2016	270	510.00	
1243304	1713305	12/8/2016	270	313.00	
1243204	1713231	12/8/2016	270	300.00	
1243200	1713215	12/8/2016	270	291.79	
1243185	1713200	12/8/2016	270	239.02	
1243235	1713249	12/8/2016	270	201.75	
1243180	1713195	12/8/2016	270	180.00	
1243186	1713201	12/8/2016	270	150.00	
1243205	1713232	12/8/2016	270	150.00	
1243210	1713219	12/8/2016	270	44.21	
1243310	1713311	12/8/2016	270	15.28	
1243181	1713196	12/8/2016	270	7.60	
1243182	1713197	12/8/2016	270	7.60	
1243183	1713198	12/8/2016	270	4.80	
1243291	1713299	12/8/2016	270	0.02	
1243174	8006959 EFT REV 1	12/8/2016	270		1,165.65
1243162	162701202	12/8/2016	270		10,362,000.00
1243292	162701204	12/8/2016	270		14,964,417.46
1243295	162701205	12/8/2016	270		4,025.00
1243303	162701206	12/8/2016	270		232,000,000.00
1243736	162601201	12/9/2016	270	245,000,000.00	
1243617	162701206	12/9/2016	270	36,349,120.73	
1243720	162701200	12/9/2016	270	24,271,657.60	
1243590	163001204	12/9/2016	270	12,000,000.00	
1243592	162701201	12/9/2016	270	9,803,757.00	
1243602	162701207 AIRS TA	12/9/2016	270	5,083,713.49	
1243657	1713356	12/9/2016	270	5,035,441.27	
1243642	1713336	12/9/2016	270	1,950,731.17	
1243751	1713438	12/9/2016	270	1,579,018.27	
1243619	162701211	12/9/2016	270	1,006,477.78	
1243735	162301201	12/9/2016	270	1,000,000.00	
1243662	1713360	12/9/2016	270	861,390.45	
1243740	1713427	12/9/2016	270	713,479.82	
1243660	1713358	12/9/2016	270	294,492.12	
1243745	1713432	12/9/2016	270	195,977.45	
1243754	1713440	12/9/2016	270	165,804.00	
1243603	162701208 AIRS TA	12/9/2016	270	109,850.16	
1243749	1713436	12/9/2016	270	77,324.68	
1243750	1713437	12/9/2016	270	70,331.58	
1243661	1713359	12/9/2016	270	57,687.18	
1243635	1713332	12/9/2016	270	50,000.00	
1243746	1713433	12/9/2016	270	48,172.94	
1243641	1713335	12/9/2016	270	30,120.67	
1243695	1713382	12/9/2016	270	26,294.60	
1243620	1713324	12/9/2016	270	25,010.92	
1243669	1713367	12/9/2016	270	23,854.18	
1243668	1713366	12/9/2016	270	23,599.13	
1243666	1713364	12/9/2016	270	21,256.39	
1243663	1713361	12/9/2016	270	21,083.90	
1243645	1713339	12/9/2016	270	19,614.03	
1243670	1713368	12/9/2016	270	19,469.52	
1243667	1713365	12/9/2016	270	16,992.03	
1243644	1713338	12/9/2016	270	14,969.68	
1243744	1713431	12/9/2016	270	10,834.00	

Run Date: 12/30/2016
 Run Time: 3:29:09PM

Demand Account Activity

Start Date: 7/1/2016 End Date: 12/30/2016

Page: 165
 User: 0

Jnl. Entry	Ref #	Trx. Date	Ledger	Debit Amount	Credit Amount
1243752	1713439	12/9/2016	270	10,380.00	
1243636	1713333	12/9/2016	270	9,900.00	
1243614	162701204	12/9/2016	270	9,118.06	
1243605	162701210 AIRS D€	12/9/2016	270	8,777.20	
1243624	1713326	12/9/2016	270	7,500.00	
1243739	1713426	12/9/2016	270	7,098.00	
1243646	1713340	12/9/2016	270	6,400.00	
1243692	1713379	12/9/2016	270	5,930.00	
1243630	1713328	12/9/2016	270	5,057.21	
1243622	1713325	12/9/2016	270	4,881.46	
1243761	1713449	12/9/2016	270	4,783.17	
1243627	1713327	12/9/2016	270	4,763.19	
1243634	1713331	12/9/2016	270	4,761.99	
1243633	1713330	12/9/2016	270	4,063.82	
1243755	1713441	12/9/2016	270	3,417.42	
1243757	1713443	12/9/2016	270	3,283.59	
1243643	1713337	12/9/2016	270	3,000.00	
1243632	1713329	12/9/2016	270	2,631.22	
1243748	1713435	12/9/2016	270	2,207.23	
1243672	1713370	12/9/2016	270	2,061.75	
1243664	1713362	12/9/2016	270	1,802.77	
1243665	1713363	12/9/2016	270	1,680.00	
1243659	1713357	12/9/2016	270	1,611.57	
1243637	1713334	12/9/2016	270	1,560.13	
1243689	1713377	12/9/2016	270	1,471.00	
1243647	1713341	12/9/2016	270	1,350.00	
1243673	1713371	12/9/2016	270	1,085.67	
1243690	1713378	12/9/2016	270	1,026.36	
1243604	162701209 AIRS D€	12/9/2016	270	548.54	
1243693	1713380	12/9/2016	270	505.00	
1243742	1713429	12/9/2016	270	449.60	
1243671	1713369	12/9/2016	270	427.26	
1243676	1713374	12/9/2016	270	414.00	
1243675	1713373	12/9/2016	270	400.00	
1243674	1713372	12/9/2016	270	275.00	
1243678	1713376	12/9/2016	270	231.00	
1243747	1713434	12/9/2016	270	127.68	
1243694	1713381	12/9/2016	270	84.00	
1243741	1713428	12/9/2016	270	57.20	
1243743	1713430	12/9/2016	270	50.00	
1243677	1713375	12/9/2016	270	50.00	
1243756	1713442	12/9/2016	270	24.25	
1243608	8006960 EFT REV 1	12/9/2016	270		3,483.33
1243616	162701205	12/9/2016	270		9,118.06
1243639	162701212	12/9/2016	270		334,150,127.22
1243593	162701202	12/9/2016	270		10,120,994.00
1243594	162701203	12/9/2016	270		1,950,731.17
1244142	162601201	12/12/2016	270	23,000,000.00	
1244047	162701207 AIRS TA	12/12/2016	270	15,891,184.69	
1243959	163001204	12/12/2016	270	9,000,000.00	
1243764	1713456	12/12/2016	270	5,714,218.75	
1244092	1713513	12/12/2016	270	1,925,484.77	
1244049	162701209 AIRS D€	12/12/2016	270	1,878,020.50	
1244149	162301201	12/12/2016	270	1,000,000.00	
1244045	1713478	12/12/2016	270	820,000.00	
1244097	1713518	12/12/2016	270	548,410.58	

Run Date: 12/30/2016
 Run Time: 3:29:09PM

Demand Account Activity

Page: 166
 User: 0

Start Date: 7/1/2016 End Date: 12/30/2016

Jnl. Entry	Ref #	Trx. Date	Ledger	Debit Amount	Credit Amount
1244098	1713519	12/12/2016	270	295,278.24	
1244044	1713477	12/12/2016	270	179,000.00	
1244093	1713514	12/12/2016	270	161,313.96	
1244043	1713476	12/12/2016	270	145,000.00	
1244096	1713517	12/12/2016	270	139,873.92	
1244042	1713475	12/12/2016	270	95,000.00	
1244078	1713499	12/12/2016	270	90,486.37	
1244038	1713473	12/12/2016	270	90,000.00	
1244041	1713474	12/12/2016	270	90,000.00	
1244103	1713525	12/12/2016	270	72,197.01	
1244109	1713529	12/12/2016	270	57,839.23	
1244029	1713460	12/12/2016	270	56,978.56	
1244085	1713506	12/12/2016	270	54,166.66	
1244086	1713507	12/12/2016	270	36,819.84	
1244048	162701208 AIRS TA	12/12/2016	270	24,474.10	
1244110	1713530	12/12/2016	270	23,481.58	
1244094	1713515	12/12/2016	270	21,607.18	
1243971	1713472	12/12/2016	270	19,100.00	
1243970	1713471	12/12/2016	270	18,000.00	
1243969	1713470	12/12/2016	270	17,000.00	
1244095	1713516	12/12/2016	270	14,000.62	
1244111	1713531	12/12/2016	270	10,649.71	
1243968	1713469	12/12/2016	270	10,600.00	
1244115	1713534	12/12/2016	270	10,224.17	
1243967	1713468	12/12/2016	270	9,545.00	
1244145	1713564	12/12/2016	270	8,298.83	
1244112	1713532	12/12/2016	270	8,045.95	
1244087	1713508	12/12/2016	270	7,851.25	
1244088	1713509	12/12/2016	270	7,067.64	
1244102	1713524	12/12/2016	270	6,863.75	
1244077	1713498	12/12/2016	270	5,870.00	
1244089	1713510	12/12/2016	270	5,075.42	
1243966	1713467	12/12/2016	270	4,800.00	
1244114	1713533	12/12/2016	270	4,313.27	
1244090	1713511	12/12/2016	270	4,282.99	
1243965	1713466	12/12/2016	270	4,000.00	
1244052	162701211 AIRS DE	12/12/2016	270	3,380.03	
1244104	1713526	12/12/2016	270	3,300.67	
1244079	1713500	12/12/2016	270	3,212.46	
1243961	1713465	12/12/2016	270	3,200.00	
1244037	1713464	12/12/2016	270	3,000.00	
1244074	1713497	12/12/2016	270	2,627.50	
1244091	1713512	12/12/2016	270	2,394.39	
1244080	1713501	12/12/2016	270	2,324.42	
1244081	1713502	12/12/2016	270	2,100.37	
1244035	1713463	12/12/2016	270	1,800.00	
1244033	1713462	12/12/2016	270	1,150.00	
1244082	1713503	12/12/2016	270	720.00	
1244106	1713527	12/12/2016	270	658.41	
1244107	1713528	12/12/2016	270	450.15	
1244083	1713504	12/12/2016	270	265.00	
1244084	1713505	12/12/2016	270	240.34	
1243986	1713458	12/12/2016	270	222.00	
1244050	162701210 AIRS DE	12/12/2016	270	220.60	
1244056	1713486	12/12/2016	270	202.04	
1244031	1713461	12/12/2016	270	175.00	

Run Date: 12/30/2016
 Run Time: 3:29:09PM

Demand Account Activity

Start Date: 7/1/2016 End Date: 12/30/2016

Page: 167
 User: 0

Jnl. Entry	Ref #	Trx. Date	Ledger	Debit Amount	Credit Amount
1243987	1713459	12/12/2016	270	55.00	
1243985	1713457	12/12/2016	270	4.25	
1244064	DSMV E TICKET	12/12/2016	270		100.00
1244072	Correct Journal Entr	12/12/2016	270		2,912.70
1244054	162701201	12/12/2016	270		36,661,994.42
1244068	162701203	12/12/2016	270		25,258,185.03
1244445	162701207 AIRS TA	12/13/2016	270	36,419,509.19	
1244580	162601201	12/13/2016	270	15,000,000.00	
1244432	163001203	12/13/2016	270	6,000,000.00	
1244518	1713647	12/13/2016	270	1,652,134.65	
1244550	162301201	12/13/2016	270	1,000,000.00	
1244519	1713648	12/13/2016	270	295,957.39	
1244520	1713649	12/13/2016	270	260,900.06	
1244161	1713568	12/13/2016	270	198,260.25	
1244511	1713630	12/13/2016	270	120,851.48	
1244521	1713650	12/13/2016	270	115,960.00	
1244172	1713579	12/13/2016	270	99,656.07	
1244556	1713679	12/13/2016	270	72,462.94	
1244567	1713688	12/13/2016	270	72,111.00	
1244523	1713652	12/13/2016	270	51,520.16	
1244522	1713651	12/13/2016	270	40,387.97	
1244168	1713574	12/13/2016	270	26,275.00	
1244472	1713602	12/13/2016	270	18,115.00	
1244169	1713575	12/13/2016	270	17,693.84	
1244446	162701208 AIRS TA	12/13/2016	270	17,067.54	
1244164	1713571	12/13/2016	270	13,012.74	
1244569	1713689	12/13/2016	270	12,000.00	
1244557	1713680	12/13/2016	270	8,124.76	
1244165	1713572	12/13/2016	270	7,688.02	
1244468	1713598	12/13/2016	270	6,250.00	
1244566	1713687	12/13/2016	270	6,247.57	
1244166	1713573	12/13/2016	270	4,537.24	
1244470	1713600	12/13/2016	270	3,972.96	
1244495	1713619	12/13/2016	270	3,610.00	
1244480	1713610	12/13/2016	270	3,306.00	
1244555	1713678	12/13/2016	270	3,013.50	
1244467	1713597	12/13/2016	270	2,990.00	
1244447	162701209 AIRS DE	12/13/2016	270	2,819.29	
1244559	1713681	12/13/2016	270	2,781.17	
1244563	1713684	12/13/2016	270	2,779.18	
1244170	1713576	12/13/2016	270	2,767.48	
1244509	1713628	12/13/2016	270	2,236.00	
1244448	162701210 AIRS DE	12/13/2016	270	1,917.78	
1244478	1713608	12/13/2016	270	1,680.00	
1244491	1713617	12/13/2016	270	1,425.00	
1244471	1713601	12/13/2016	270	1,347.95	
1244504	1713624	12/13/2016	270	1,230.00	
1244456	162701203	12/13/2016	270	1,050.00	
1244476	1713606	12/13/2016	270	988.00	
1244485	1713615	12/13/2016	270	937.00	
1244506	1713626	12/13/2016	270	875.00	
1244560	1713682	12/13/2016	270	741.65	
1244469	1713599	12/13/2016	270	476.67	
1244162	1713569	12/13/2016	270	420.00	
1244479	1713609	12/13/2016	270	330.00	
1244497	1713620	12/13/2016	270	300.00	

Run Date: 12/30/2016
 Run Time: 3:29:09PM

Demand Account Activity

Page: 168
 User: 0

Start Date: 7/1/2016 End Date: 12/30/2016

Jnl. Entry	Ref #	Trx. Date	Ledger	Debit Amount	Credit Amount
1244481	1713611	12/13/2016	270	280.00	
1244493	1713618	12/13/2016	270	270.00	
1244565	1713686	12/13/2016	270	244.71	
1244505	1713625	12/13/2016	270	240.00	
1244510	1713629	12/13/2016	270	180.00	
1244507	1713627	12/13/2016	270	160.00	
1244517	1713646	12/13/2016	270	91.05	
1244477	1713607	12/13/2016	270	90.00	
1244489	1713616	12/13/2016	270	80.00	
1244163	1713570	12/13/2016	270	57.66	
1244564	1713685	12/13/2016	270	50.82	
1244561	1713683	12/13/2016	270	25.00	
1244499	1713621	12/13/2016	270	22.80	
1244501	1713622	12/13/2016	270	22.80	
1244554	1713677	12/13/2016	270	21.80	
1244473	1713603	12/13/2016	270	15.20	
1244474	1713604	12/13/2016	270	15.20	
1244482	1713612	12/13/2016	270	15.20	
1244483	1713613	12/13/2016	270	15.20	
1244503	1713623	12/13/2016	270	14.40	
1244475	1713605	12/13/2016	270	9.60	
1244484	1713614	12/13/2016	270	9.60	
1244159	DFA EFT REV 12-1:	12/13/2016	270		60,124.03
1244546	162701205	12/13/2016	270		20,880,466.39
1244434	162701201	12/13/2016	270		746,000.00
1244449	162701202	12/13/2016	270		1,050.00
1244458	162701204	12/13/2016	270		39,597,287.23
1244881	162701207 AIRS TA	12/14/2016	270	42,018,372.84	
1244975	1713790	12/14/2016	270	9,582,293.20	
1244861	163001203	12/14/2016	270	8,000,000.00	
1244890	1713722	12/14/2016	270	4,708,666.54	
1244976	1713791	12/14/2016	270	1,992,592.40	
1244938	162701206	12/14/2016	270	1,733,212.15	
1244994	1713810	12/14/2016	270	982,875.49	
1244934	162701205	12/14/2016	270	642,385.08	
1244977	1713792	12/14/2016	270	550,697.14	
1244995	1713811	12/14/2016	270	268,567.13	
1244866	1713710	12/14/2016	270	77,216.86	
1244874	1713714	12/14/2016	270	49,000.37	
1244864	1713709	12/14/2016	270	43,119.10	
1244876	1713715	12/14/2016	270	37,497.28	
1244982	1713797	12/14/2016	270	31,851.50	
1244859	1713707	12/14/2016	270	30,555.66	
1244883	162701208 AIRS TA	12/14/2016	270	27,607.73	
1244978	1713793	12/14/2016	270	23,662.00	
1244880	1713717	12/14/2016	270	15,687.53	
1244979	1713794	12/14/2016	270	13,389.79	
1244981	1713796	12/14/2016	270	13,289.18	
1244896	1713727	12/14/2016	270	9,205.00	
1244897	1713728	12/14/2016	270	9,200.00	
1244893	1713724	12/14/2016	270	9,080.00	
1244878	1713716	12/14/2016	270	8,088.86	
1244895	1713726	12/14/2016	270	7,025.00	
1244894	1713725	12/14/2016	270	6,810.00	
1244898	1713729	12/14/2016	270	6,370.00	
1244887	1713721	12/14/2016	270	6,366.49	

Run Date: 12/30/2016
 Run Time: 3:29:09PM

Demand Account Activity

Page: 169
 User: 0

Start Date: 7/1/2016 End Date: 12/30/2016

Jnl. Entry	Ref #	Trx. Date	Ledger	Debit Amount	Credit Amount
1244983	1713798	12/14/2016	270	6,308.12	
1244862	1713708	12/14/2016	270	4,819.70	
1244992	1713807	12/14/2016	270	4,295.00	
1244871	1713713	12/14/2016	270	3,971.30	
1244867	1713711	12/14/2016	270	3,971.28	
1244913	1713741	12/14/2016	270	3,914.00	
1244869	1713712	12/14/2016	270	3,663.49	
1244886	1713720	12/14/2016	270	3,074.69	
1244888	162701210 AIRS DE	12/14/2016	270	3,054.68	
1244988	1713803	12/14/2016	270	2,933.00	
1244996	1713812	12/14/2016	270	2,826.25	
1244884	1713719	12/14/2016	270	2,584.00	
1244993	1713808	12/14/2016	270	2,415.00	
1244899	1713730	12/14/2016	270	2,318.00	
1244922	1713750	12/14/2016	270	2,103.21	
1244987	1713802	12/14/2016	270	1,664.00	
1244915	1713743	12/14/2016	270	1,345.00	
1244968	1713784	12/14/2016	270	1,235.00	
1244967	1713783	12/14/2016	270	1,183.67	
1244984	1713799	12/14/2016	270	1,042.50	
1244980	1713795	12/14/2016	270	997.93	
1244974	1713789	12/14/2016	270	721.40	
1244985	1713800	12/14/2016	270	507.41	
1244891	1713723	12/14/2016	270	450.15	
1244986	1713801	12/14/2016	270	388.00	
1244917	1713745	12/14/2016	270	386.00	
1244882	1713718	12/14/2016	270	331.00	
1244914	1713742	12/14/2016	270	320.00	
1244989	1713804	12/14/2016	270	310.00	
1244916	1713744	12/14/2016	270	260.00	
1244969	1713785	12/14/2016	270	195.00	
1244971	1713787	12/14/2016	270	125.00	
1244991	1713806	12/14/2016	270	110.00	
1244990	1713805	12/14/2016	270	95.00	
1244918	1713746	12/14/2016	270	80.00	
1244885	162701209 AIRS DE	12/14/2016	270	64.09	
1244973	1713788	12/14/2016	270	55.25	
1244919	1713747	12/14/2016	270	15.20	
1244920	1713748	12/14/2016	270	15.20	
1244921	1713749	12/14/2016	270	9.60	
1244970	1713786	12/14/2016	270	8.50	
1244903	DFA EFT REV 12/14	12/14/2016	270		9,287.36
1244863	162701201	12/14/2016	270		4,708,666.54
1244865	162701202	12/14/2016	270		702,000.00
1244901	162701203	12/14/2016	270		46,839,523.82
1244912	162701204	12/14/2016	270		18,026,769.52
1245386	1713873	12/15/2016	270	71,778,217.75	
1245026	162701207 AIRS TA	12/15/2016	270	25,952,980.72	
1245466	1713951	12/15/2016	270	21,854,899.79	
1245464	Back Out Journal Er	12/15/2016	270	19,000,000.00	
1245029	163001203	12/15/2016	270	9,000,000.00	
1245015	162701202	12/15/2016	270	577,271.76	
1245445	1713936	12/15/2016	270	544,854.42	
1245455	1713948	12/15/2016	270	403,000.00	
1245444	1713935	12/15/2016	270	256,081.94	
1245395	1713881	12/15/2016	270	210,760.47	

Run Date: 12/30/2016
 Run Time: 3:29:09PM

Demand Account Activity

Page: 170
 User: 0

Start Date: 7/1/2016 End Date: 12/30/2016

Jnl. Entry	Ref #	Trx. Date	Ledger	Debit Amount	Credit Amount
1245388	1713874	12/15/2016	270	202,716.10	
1245379	1713866	12/15/2016	270	186,333.00	
1245331	162701203	12/15/2016	270	162,991.61	
1245037	1713828	12/15/2016	270	88,949.36	
1245389	1713875	12/15/2016	270	86,033.85	
1245390	1713876	12/15/2016	270	56,126.07	
1245449	1713940	12/15/2016	270	55,691.62	
1245463	1713950	12/15/2016	270	52,545.94	
1245027	162701208 AIRS DE	12/15/2016	270	52,120.35	
1245391	1713877	12/15/2016	270	49,859.40	
1245392	1713878	12/15/2016	270	49,071.93	
1245433	1713925	12/15/2016	270	31,462.00	
1245451	1713942	12/15/2016	270	27,601.00	
1245393	1713879	12/15/2016	270	23,601.63	
1245441	1713933	12/15/2016	270	10,857.00	
1245410	162701206	12/15/2016	270	10,000.00	
1245448	1713939	12/15/2016	270	10,000.00	
1245394	1713880	12/15/2016	270	9,250.29	
1245380	1713867	12/15/2016	270	8,500.00	
1245432	1713924	12/15/2016	270	7,318.50	
1245339	1713843	12/15/2016	270	6,180.00	
1245396	1713882	12/15/2016	270	5,496.39	
1245376	1713863	12/15/2016	270	5,030.00	
1245378	1713865	12/15/2016	270	4,230.30	
1245439	1713931	12/15/2016	270	3,155.00	
1245383	1713870	12/15/2016	270	2,926.00	
1245446	1713937	12/15/2016	270	2,480.40	
1245426	1713949	12/15/2016	270	2,276.10	
1245447	1713938	12/15/2016	270	2,226.63	
1245384	1713871	12/15/2016	270	2,123.31	
1245028	162701209 AIRS DE	12/15/2016	270	1,050.13	
1245443	1713934	12/15/2016	270	910.00	
1245437	1713929	12/15/2016	270	846.00	
1245031	1713822	12/15/2016	270	820.00	
1245385	1713872	12/15/2016	270	785.07	
1245440	1713932	12/15/2016	270	610.00	
1245377	1713864	12/15/2016	270	557.50	
1245033	1713824	12/15/2016	270	518.09	
1245035	1713826	12/15/2016	270	510.75	
1245336	1713842	12/15/2016	270	500.00	
1245013	1713821	12/15/2016	270	402.05	
1245032	1713823	12/15/2016	270	300.00	
1245340	1713844	12/15/2016	270	290.20	
1245036	1713827	12/15/2016	270	250.00	
1245409	1713920	12/15/2016	270	225.00	
1245034	1713825	12/15/2016	270	175.00	
1245381	1713868	12/15/2016	270	156.99	
1245431	1713923	12/15/2016	270	150.00	
1245438	1713930	12/15/2016	270	140.00	
1245429	1713921	12/15/2016	270	75.00	
1245397	1713895	12/15/2016	270	44.94	
1245430	1713922	12/15/2016	270	30.10	
1245434	1713927	12/15/2016	270	22.80	
1245435	1713926	12/15/2016	270	22.80	
1245436	1713928	12/15/2016	270	14.40	
1245382	1713869	12/15/2016	270	4.29	

Run Date: 12/30/2016
 Run Time: 3:29:09PM

Demand Account Activity

Start Date: 7/1/2016 End Date: 12/30/2016

Page: 171
 User: 0

Jnl. Entry	Ref #	Trx. Date	Ledger	Debit Amount	Credit Amount
1245004	DFA EFT REV 12/16	12/15/2016	270		4,168.43
1245011	162701201	12/15/2016	270		805,000.00
1245337	162701204	12/15/2016	270		70,068,867.61
1245350	162701205	12/15/2016	270		10,000.00
1245428	Correct Journal Entr	12/15/2016	270		20,379,248.96
1245457	162601201	12/15/2016	270		19,000,000.00
1245465	Correct Journal Entr	12/15/2016	270		41,000,000.00
1245488	162701207 AIRS TA	12/16/2016	270	117,633,695.35	
1246133	Back Out Journal Er	12/16/2016	270	26,000,000.00	
1246153	Correct Journal Entr	12/16/2016	270	26,000,000.00	
1246184	162301201	12/16/2016	270	22,000,000.00	
1245509	1713972	12/16/2016	270	10,623,154.12	
1245477	163001203	12/16/2016	270	9,000,000.00	
1245517	1713980	12/16/2016	270	7,500,000.00	
1246116	1714038	12/16/2016	270	2,686,654.79	
1246111	1714033	12/16/2016	270	1,637,228.10	
1246180	1714090	12/16/2016	270	559,249.83	
1246097	1714020	12/16/2016	270	475,925.22	
1245507	1713970	12/16/2016	270	321,712.31	
1246112	1714034	12/16/2016	270	211,104.79	
1245512	1713975	12/16/2016	270	144,469.91	
1246098	1714021	12/16/2016	270	141,834.50	
1246117	1714048	12/16/2016	270	115,694.20	
1245513	1713976	12/16/2016	270	98,799.09	
1246135	1714047	12/16/2016	270	90,646.00	
1246182	1714091	12/16/2016	270	80,786.94	
1246109	1714032	12/16/2016	270	78,865.67	
1246096	1714019	12/16/2016	270	72,649.00	
1245514	1713977	12/16/2016	270	53,517.31	
1245502	1713967	12/16/2016	270	50,000.00	
1245518	1713981	12/16/2016	270	42,652.65	
1246114	1714036	12/16/2016	270	42,623.79	
1245497	1713961	12/16/2016	270	41,084.52	
1245515	1713978	12/16/2016	270	30,000.00	
1246134	1714046	12/16/2016	270	25,920.00	
1246115	1714037	12/16/2016	270	23,314.39	
1245516	1713979	12/16/2016	270	22,633.24	
1246113	1714035	12/16/2016	270	22,343.19	
1246172	162701204	12/16/2016	270	21,572.22	
1246118	1714039	12/16/2016	270	19,369.26	
1245508	1713971	12/16/2016	270	18,018.50	
1246136	1714054	12/16/2016	270	16,416.97	
1246154	1714073	12/16/2016	270	16,017.96	
1245495	1713959	12/16/2016	270	13,885.00	
1245501	1713966	12/16/2016	270	11,079.00	
1245500	1713965	12/16/2016	270	10,555.54	
1245510	1713973	12/16/2016	270	10,154.82	
1245499	1713964	12/16/2016	270	10,091.09	
1246071	1713995	12/16/2016	270	8,520.24	
1246183	1714092	12/16/2016	270	8,112.88	
1245520	1713983	12/16/2016	270	7,064.54	
1246069	1713993	12/16/2016	270	6,331.00	
1245489	162701208 AIRS TA	12/16/2016	270	5,306.60	
1245498	1713963	12/16/2016	270	5,185.19	
1246087	1714011	12/16/2016	270	4,910.00	
1246178	1714089	12/16/2016	270	4,706.86	

Run Date: 12/30/2016
 Run Time: 3:29:09PM

Demand Account Activity

Page: 172
 User: 0

Start Date: 7/1/2016 End Date: 12/30/2016

Jnl. Entry	Ref #	Trx. Date	Ledger	Debit Amount	Credit Amount
1245491	162701210 AIRS DE	12/16/2016	270	4,098.92	
1245511	1713974	12/16/2016	270	4,086.53	
1246155	1714074	12/16/2016	270	3,601.32	
1246095	1714018	12/16/2016	270	3,195.17	
1245494	1713958	12/16/2016	270	2,940.00	
1246086	1713962	12/16/2016	270	2,352.16	
1246099	1714022	12/16/2016	270	1,946.18	
1245525	1713989	12/16/2016	270	1,350.00	
1245527	1713991	12/16/2016	270	1,025.00	
1246077	1714010	12/16/2016	270	827.50	
1246170	1714086	12/16/2016	270	768.97	
1246070	1713994	12/16/2016	270	530.00	
1246091	1714014	12/16/2016	270	474.58	
1245496	1713960	12/16/2016	270	350.00	
1245506	1713969	12/16/2016	270	340.00	
1245760	1713992	12/16/2016	270	190.00	
1245526	1713990	12/16/2016	270	170.00	
1245519	1713982	12/16/2016	270	114.49	
1245503	1713968	12/16/2016	270	104.00	
1246177	1714088	12/16/2016	270	82.45	
1245521	1713987	12/16/2016	270	45.60	
1245505	1713986	12/16/2016	270	45.60	
1245490	162701209 AIRS DE	12/16/2016	270	33.25	
1245523	1713988	12/16/2016	270	28.80	
1246092	1714015	12/16/2016	270	24.00	
1246175	1714087	12/16/2016	270	21.15	
1246093	1714016	12/16/2016	270	12.00	
1246094	1714017	12/16/2016	270	12.00	
1246089	1714012	12/16/2016	270	8.00	
1246090	1714013	12/16/2016	270	8.00	
1245474	DFA EFT REV 12/16	12/16/2016	270		8,781.74
1245524	162701203	12/16/2016	270		34,152,662.01
1245478	162701201	12/16/2016	270		10,623,154.12
1245479	162701202	12/16/2016	270		3,238,216.00
1246173	162701205	12/16/2016	270		152,000,071.24
1246186	162601201	12/16/2016	270		26,000,000.00
1246495	162701207 AIRS TA	12/19/2016	270	65,186,866.35	
1246505	162701202	12/19/2016	270	30,024,125.90	
1246507	163001203	12/19/2016	270	14,000,000.00	
1246535	1714168	12/19/2016	270	4,073,966.14	
1246481	1714114	12/19/2016	270	2,149,326.49	
1246504	162701201	12/19/2016	270	265,634.84	
1246557	1714169	12/19/2016	270	250,568.34	
1246526	1714141	12/19/2016	270	241,656.56	
1246579	1714190	12/19/2016	270	240,949.28	
1246543	1714155	12/19/2016	270	216,077.98	
1246483	1714116	12/19/2016	270	152,499.00	
1246550	1714162	12/19/2016	270	134,355.24	
1246552	1714164	12/19/2016	270	85,347.70	
1246484	1714117	12/19/2016	270	76,502.41	
1246208	1714106	12/19/2016	270	58,835.44	
1246554	1714166	12/19/2016	270	53,536.41	
1246525	1714140	12/19/2016	270	52,004.75	
1246435	1714110	12/19/2016	270	50,000.00	
1246485	1714118	12/19/2016	270	48,237.06	
1246561	1714171	12/19/2016	270	37,726.00	

Run Date: 12/30/2016
 Run Time: 3:29:09PM

Demand Account Activity

Start Date: 7/1/2016 End Date: 12/30/2016

Page: 173
 User: 0

Jnl. Entry	Ref #	Trx. Date	Ledger	Debit Amount	Credit Amount
1246496	162701208 AIRS TA	12/19/2016	270	35,702.49	
1246482	1714115	12/19/2016	270	32,427.00	
1246553	1714165	12/19/2016	270	27,774.10	
1246558	1714170	12/19/2016	270	21,460.13	
1246555	1714167	12/19/2016	270	21,392.29	
1246437	1714112	12/19/2016	270	11,826.56	
1246436	1714111	12/19/2016	270	11,386.65	
1246542	1714154	12/19/2016	270	11,311.56	
1246438	1714113	12/19/2016	270	11,306.93	
1246432	1714107	12/19/2016	270	10,808.79	
1246501	162701210 AIRS DE	12/19/2016	270	5,550.00	
1246433	1714108	12/19/2016	270	5,383.47	
1246434	1714109	12/19/2016	270	4,187.51	
1246523	1714138	12/19/2016	270	3,991.00	
1246541	1714153	12/19/2016	270	3,745.00	
1246545	1714157	12/19/2016	270	2,535.59	
1246546	1714158	12/19/2016	270	2,132.00	
1246197	1714099	12/19/2016	270	1,890.00	
1246519	1714134	12/19/2016	270	1,230.00	
1246551	1714163	12/19/2016	270	737.51	
1246521	1714136	12/19/2016	270	703.00	
1246540	1714152	12/19/2016	270	440.00	
1246547	1714159	12/19/2016	270	371.00	
1246524	1714139	12/19/2016	270	330.00	
1246548	1714160	12/19/2016	270	330.00	
1246194	1714096	12/19/2016	270	322.25	
1246520	1714135	12/19/2016	270	240.00	
1246206	1714104	12/19/2016	270	198.00	
1246549	1714161	12/19/2016	270	170.68	
1246207	1714105	12/19/2016	270	156.99	
1246544	1714156	12/19/2016	270	137.00	
1246522	1714137	12/19/2016	270	120.00	
1246193	1714095	12/19/2016	270	93.00	
1246565	1714186	12/19/2016	270	90.00	
1246564	1714185	12/19/2016	270	75.00	
1246204	1714102	12/19/2016	270	75.00	
1246205	1714103	12/19/2016	270	75.00	
1246516	1714131	12/19/2016	270	38.00	
1246517	1714132	12/19/2016	270	38.00	
1246498	162701209 AIRS DE	12/19/2016	270	30.40	
1246518	1714133	12/19/2016	270	24.00	
1246190	DFA EFT REV 12/19	12/19/2016	270		73,978.00
1246513	162701204	12/19/2016	270		21,461,886.79
1246582	162601201	12/19/2016	270		36,000,000.00
1246589	Back Out Journal Er	12/19/2016	270		30,024,125.90
1246593	Correct Journal Entr	12/19/2016	270		30,024,125.90
1246874	162701201	12/20/2016	270	104,002,000.00	
1246887	162701207 AIRS TA	12/20/2016	270	30,507,280.14	
1247012	162601201	12/20/2016	270	18,000,000.00	
1246873	163001204	12/20/2016	270	7,000,000.00	
1246999	1714313	12/20/2016	270	1,816,560.56	
1246945	1714288	12/20/2016	270	1,319,456.08	
1246944	1714287	12/20/2016	270	1,272,019.95	
1246973	1714245	12/20/2016	270	557,563.07	
1246977	1714319	12/20/2016	270	363,295.40	
1246985	1714321	12/20/2016	270	346,887.44	

Run Date: 12/30/2016
 Run Time: 3:29:09PM

Demand Account Activity

Start Date: 7/1/2016 End Date: 12/30/2016

Page: 174
 User: 0

Jnl. Entry	Ref #	Trx. Date	Ledger	Debit Amount	Credit Amount
1247024	1714333	12/20/2016	270	331,000.00	
1246919	1714216	12/20/2016	270	270,000.00	
1247019	1714315	12/20/2016	270	261,472.89	
1246908	1714214	12/20/2016	270	235,837.50	
1247006	1714314	12/20/2016	270	181,639.17	
1246918	1714215	12/20/2016	270	170,000.00	
1247021	1714316	12/20/2016	270	115,673.67	
1246979	1714307	12/20/2016	270	112,460.50	
1246998	1714323	12/20/2016	270	95,727.80	
1246915	1714224	12/20/2016	270	84,939.39	
1246943	1714286	12/20/2016	270	65,472.73	
1246983	1714308	12/20/2016	270	55,592.94	
1247004	1714325	12/20/2016	270	53,607.00	
1246980	1714320	12/20/2016	270	46,607.37	
1246988	1714309	12/20/2016	270	42,556.30	
1246992	1714310	12/20/2016	270	41,690.56	
1246994	1714311	12/20/2016	270	33,106.63	
1246916	1714225	12/20/2016	270	28,982.30	
1246888	162701208 AIRS TA	12/20/2016	270	16,537.95	
1714233	1714233	12/20/2016	270	15,903.42	
1246970	1714303	12/20/2016	270	14,978.00	
1246971	1714304	12/20/2016	270	11,532.23	
1246972	1714305	12/20/2016	270	11,470.93	
1246905	1714231	12/20/2016	270	11,447.01	
1246907	1714232	12/20/2016	270	11,176.86	
1247023	1714317	12/20/2016	270	11,079.67	
1247032	1714222	12/20/2016	270	9,840.73	
1246900	1714209	12/20/2016	270	9,751.30	
1246914	1714223	12/20/2016	270	9,343.57	
1246975	1714306	12/20/2016	270	8,754.84	
1246899	1714208	12/20/2016	270	8,745.72	
1246897	1714206	12/20/2016	270	7,766.14	
1246911	1714219	12/20/2016	270	6,262.44	
1246959	1714297	12/20/2016	270	6,257.26	
1247001	1714324	12/20/2016	270	5,740.00	
1246969	1714244	12/20/2016	270	5,434.00	
1246968	1714302	12/20/2016	270	4,990.73	
1246941	1714285	12/20/2016	270	4,880.00	
1246920	1714217	12/20/2016	270	4,450.41	
1246995	1714312	12/20/2016	270	4,426.22	
1246960	1714298	12/20/2016	270	4,053.54	
1246967	1714243	12/20/2016	270	3,965.77	
1246917	1714318	12/20/2016	270	3,908.63	
1246901	1714210	12/20/2016	270	3,470.67	
1246987	1714250	12/20/2016	270	3,279.00	
1246964	1714300	12/20/2016	270	3,265.72	
1246890	162701209 AIRS D€	12/20/2016	270	3,160.08	
1246962	1714299	12/20/2016	270	3,037.83	
1246912	1714220	12/20/2016	270	2,698.24	
1246892	162701205	12/20/2016	270	2,450.00	
1246939	1714284	12/20/2016	270	2,185.00	
1246898	1714207	12/20/2016	270	2,141.61	
1247037	1714334	12/20/2016	270	1,858.80	
1246913	1714221	12/20/2016	270	1,798.98	
1246966	1714301	12/20/2016	270	1,633.32	
1246984	1714248	12/20/2016	270	1,460.00	

Run Date: 12/30/2016
 Run Time: 3:29:09PM

Demand Account Activity

Start Date: 7/1/2016 End Date: 12/30/2016

Page: 175
 User: 0

Jnl. Entry	Ref #	Trx. Date	Ledger	Debit Amount	Credit Amount
1246895	1714204	12/20/2016	270	1,345.94	
1246921	1714218	12/20/2016	270	1,012.97	
1246906	1714213	12/20/2016	270	447.00	
1246976	1714246	12/20/2016	270	412.00	
1246947	1714290	12/20/2016	270	319.00	
1246948	1714291	12/20/2016	270	287.17	
1246986	1714249	12/20/2016	270	280.00	
1246989	1714251	12/20/2016	270	270.00	
1246949	1714292	12/20/2016	270	267.00	
1246950	1714293	12/20/2016	270	193.32	
1246951	1714294	12/20/2016	270	180.00	
1246955	1714295	12/20/2016	270	133.97	
1246896	1714205	12/20/2016	270	113.22	
1246982	1714247	12/20/2016	270	60.00	
1246903	1714211	12/20/2016	270	60.00	
1246958	1714296	12/20/2016	270	35.00	
1246904	1714212	12/20/2016	270	17.00	
1246946	1714289	12/20/2016	270	15.00	
1246993	1714322	12/20/2016	270	10.00	
1246596	DFA EFT REV 12-20	12/20/2016	270		195,556.18
1246875	162701202	12/20/2016	270		7,886,000.00
1246876	162701203	12/20/2016	270		125,795,216.46
1246891	162701204	12/20/2016	270		2,450.00
1246894	162701206	12/20/2016	270		33,790,847.82
1247494	Back Out Journal Er	12/21/2016	270	170,000,000.00	
1247069	162701207 AIRS TA	12/21/2016	270	84,508,774.93	
1247466	1714418	12/21/2016	270	67,148,493.52	
1247364	162701203	12/21/2016	270	54,451,388.89	
1247057	162701203	12/21/2016	270	14,000,000.00	
1247378	1714356	12/21/2016	270	8,987,540.97	
1247461	1714416	12/21/2016	270	6,395,261.76	
1247377	1714355	12/21/2016	270	1,300,000.00	
1247480	1714423	12/21/2016	270	1,016,626.70	
1247477	1714419	12/21/2016	270	523,291.59	
1247367	1714348	12/21/2016	270	331,329.00	
1247474	1714455	12/21/2016	270	232,964.26	
1247420	1714394	12/21/2016	270	210,188.21	
1247463	1714448	12/21/2016	270	183,066.39	
1247459	1714415	12/21/2016	270	137,344.31	
1247468	1714449	12/21/2016	270	125,043.16	
1247469	1714450	12/21/2016	270	84,653.49	
1247471	1714452	12/21/2016	270	68,413.31	
1247488	1714463	12/21/2016	270	58,663.00	
1247070	162701208 AIRS TA	12/21/2016	270	55,912.06	
1247479	1714420	12/21/2016	270	41,759.54	
1247390	1714367	12/21/2016	270	34,167.52	
1247481	1714421	12/21/2016	270	27,658.71	
1247476	1714422	12/21/2016	270	27,387.07	
1247385	1714363	12/21/2016	270	18,479.61	
1247383	1714360	12/21/2016	270	16,900.52	
1247473	1714454	12/21/2016	270	16,494.40	
1247379	1714357	12/21/2016	270	16,339.11	
1247382	1714359	12/21/2016	270	16,055.57	
1247486	1714460	12/21/2016	270	15,277.80	
1247386	1714364	12/21/2016	270	15,257.86	
1247465	1714417	12/21/2016	270	12,352.66	

Run Date: 12/30/2016
 Run Time: 3:29:09PM

Demand Account Activity

Start Date: 7/1/2016 End Date: 12/30/2016

Page: 176
 User: 0

Jnl. Entry	Ref #	Trx. Date	Ledger	Debit Amount	Credit Amount
1247375	1714354	12/21/2016	270	11,970.00	
1247387	1714365	12/21/2016	270	11,909.96	
1247421	1714397	12/21/2016	270	11,843.31	
1247300	162701210 AIRS DE	12/21/2016	270	11,079.75	
1247376	1714361	12/21/2016	270	10,875.51	
1247380	1714362	12/21/2016	270	9,487.62	
1247446	1714432	12/21/2016	270	8,211.79	
1247370	1714351	12/21/2016	270	7,330.00	
1247371	1714352	12/21/2016	270	6,755.00	
1247369	1714350	12/21/2016	270	6,640.00	
1247457	1714414	12/21/2016	270	5,213.50	
1247460	1714446	12/21/2016	270	4,514.26	
1247434	1714443	12/21/2016	270	4,353.97	
1247448	1714434	12/21/2016	270	3,518.04	
1247458	1714445	12/21/2016	270	3,475.00	
1247404	1714382	12/21/2016	270	3,306.00	
1247373	1714353	12/21/2016	270	2,940.00	
1247472	1714453	12/21/2016	270	2,648.63	
1247398	1714378	12/21/2016	270	1,795.00	
1247400	1714380	12/21/2016	270	1,275.00	
1247493	1714462	12/21/2016	270	1,225.00	
1247455	1714444	12/21/2016	270	1,032.50	
1247470	1714451	12/21/2016	270	992.92	
1247381	1714358	12/21/2016	270	365.09	
1247417	1714393	12/21/2016	270	313.00	
1247492	1714461	12/21/2016	270	286.00	
1247405	1714383	12/21/2016	270	280.00	
1247071	162701209 AIRS DE	12/21/2016	270	262.48	
1247402	1714381	12/21/2016	270	240.00	
1247447	1714433	12/21/2016	270	213.25	
1247399	1714379	12/21/2016	270	130.00	
1247368	1714349	12/21/2016	270	62.00	
1247425	1714404	12/21/2016	270	57.00	
1247393	1714375	12/21/2016	270	15.20	
1247396	1714376	12/21/2016	270	15.20	
1247462	1714447	12/21/2016	270	10.77	
1247397	1714377	12/21/2016	270	9.60	
1247389	1714366	12/21/2016	270	1.00	
1247394	DFA EFT REV 12/2'	12/21/2016	270		99,342.57
1247418	162701204	12/21/2016	270		43,129,894.30
1247058	162701201	12/21/2016	270		4,270,000.00
1247059	162701202	12/21/2016	270		8,987,540.97
1247491	162601201	12/21/2016	270		170,000,000.00
1247514	Correct Journal Entr	12/21/2016	270		184,000,000.00
1248746	162601201	12/22/2016	270	207,000,000.00	
1248606	162701207 AIRS TA	12/22/2016	270	70,134,576.10	
1248726	1714555	12/22/2016	270	15,730,060.04	
1248750	162701215	12/22/2016	270	14,988,541.67	
1248752	162701216	12/22/2016	270	14,988,541.67	
1248725	1714556	12/22/2016	270	13,275,418.80	
1248596	163001203	12/22/2016	270	10,000,000.00	
1248734	162301201	12/22/2016	270	1,000,000.00	
1248721	1714557	12/22/2016	270	875,633.64	
1248626	1714479	12/22/2016	270	791,728.38	
1248615	1714474	12/22/2016	270	467,407.50	
1248629	1714489	12/22/2016	270	393,641.19	

Run Date: 12/30/2016
 Run Time: 3:29:09PM

Demand Account Activity

Page: 177
 User: 0

Start Date: 7/1/2016 End Date: 12/30/2016

Jnl. Entry	Ref #	Trx. Date	Ledger	Debit Amount	Credit Amount
1248665	1714537	12/22/2016	270	337,983.65	
1248686	1714546	12/22/2016	270	226,371.40	
1248678	1714542	12/22/2016	270	189,553.66	
1248618	1714484	12/22/2016	270	168,896.75	
1248719	1714573	12/22/2016	270	160,151.32	
1248701	1714553	12/22/2016	270	125,543.14	
1248614	1714473	12/22/2016	270	113,332.50	
1248619	1714485	12/22/2016	270	102,314.79	
1248607	162701208 AIRS TA	12/22/2016	270	76,286.88	
1248622	1714486	12/22/2016	270	46,678.74	
1248683	1714543	12/22/2016	270	46,231.55	
1248690	1714562	12/22/2016	270	41,950.20	
1248692	1714549	12/22/2016	270	38,554.63	
1248630	1714490	12/22/2016	270	35,770.00	
1248702	1714550	12/22/2016	270	31,019.45	
1248624	1714487	12/22/2016	270	27,439.03	
1248733	1714580	12/22/2016	270	23,117.72	
1248613	162701201	12/22/2016	270	20,622.22	
1248723	1714554	12/22/2016	270	19,461.69	
1248623	1714477	12/22/2016	270	18,280.00	
1248694	1714563	12/22/2016	270	15,340.00	
1248616	1714482	12/22/2016	270	9,626.34	
1248675	1714541	12/22/2016	270	8,472.39	
1248684	1714544	12/22/2016	270	7,821.38	
1248703	1714551	12/22/2016	270	6,834.97	
1248704	1714552	12/22/2016	270	6,450.07	
1248685	1714545	12/22/2016	270	6,339.29	
1248672	1714540	12/22/2016	270	5,019.61	
1248617	1714483	12/22/2016	270	4,093.48	
1248697	162701203	12/22/2016	270	3,675.00	
1248695	1714564	12/22/2016	270	3,430.00	
1248668	1714539	12/22/2016	270	2,715.00	
1248593	1714481	12/22/2016	270	2,703.15	
1248663	1714535	12/22/2016	270	2,494.00	
1248627	1714488	12/22/2016	270	1,613.82	
1248666	1714538	12/22/2016	270	922.50	
1248662	1714534	12/22/2016	270	741.65	
1248696	1714565	12/22/2016	270	445.00	
1248625	1714478	12/22/2016	270	375.00	
1248718	1714572	12/22/2016	270	278.00	
1248664	1714536	12/22/2016	270	277.35	
1248628	1714480	12/22/2016	270	239.09	
1248621	1714476	12/22/2016	270	157.00	
1248620	1714475	12/22/2016	270	75.00	
1248716	1714571	12/22/2016	270	75.00	
1248645	1714570	12/22/2016	270	70.00	
1248661	1714533	12/22/2016	270	64.31	
1248608	162701209 AIRS DE	12/22/2016	270	55.35	
1248720	1714574	12/22/2016	270	41.53	
1248691	1714548	12/22/2016	270	21.54	
1248688	1714547	12/22/2016	270	0.01	
1248633	DFA EFT REV 12/22/2016	12/22/2016	270		43,418.01
1248644	162701202	12/22/2016	270		187,944,023.53
1248705	162701204	12/22/2016	270		3,675.00
1248717	162701205	12/22/2016	270		133,199,934.13
1248740	Back Out Journal Er	12/22/2016	270		14,988,541.67

Run Date: 12/30/2016
 Run Time: 3:29:09PM

Demand Account Activity

Start Date: 7/1/2016 End Date: 12/30/2016

Page: 178
 User: 0

Jnl. Entry	Ref #	Trx. Date	Ledger	Debit Amount	Credit Amount
1249093	162701205	12/27/2016	270	399,732,161.21	
1249074	162701202	12/27/2016	270	103,193,000.00	
1249077	162601201	12/27/2016	270	55,000,000.00	
1249089	162701207 AIRS TA	12/27/2016	270	28,945,526.29	
1249050	163001203	12/27/2016	270	26,000,000.00	
1249052	163001204	12/27/2016	270	7,000,000.00	
1249108	1714626	12/27/2016	270	2,467,155.15	
1249111	1714629	12/27/2016	270	1,749,143.54	
1249109	1714627	12/27/2016	270	1,512,378.59	
1249137	1714656	12/27/2016	270	609,786.32	
1249226	1714726	12/27/2016	270	555,000.00	
1249051	1714593	12/27/2016	270	353,452.42	
1249160	162701206	12/27/2016	270	181,449.19	
1249103	1714624	12/27/2016	270	125,840.40	
1249195	1714700	12/27/2016	270	106,188.87	
1249068	1714609	12/27/2016	270	90,271.40	
1249196	1714701	12/27/2016	270	86,083.64	
1249060	1714601	12/27/2016	270	66,389.60	
1249061	1714602	12/27/2016	270	62,614.32	
1249224	1714724	12/27/2016	270	56,471.91	
1248761	1714591	12/27/2016	270	52,579.84	
1249225	1714725	12/27/2016	270	48,669.75	
1249197	1714702	12/27/2016	270	47,935.12	
1249054	1714595	12/27/2016	270	33,927.43	
1249221	1714722	12/27/2016	270	30,000.00	
1249216	1714717	12/27/2016	270	28,699.00	
1249092	162701210 AIRS DE	12/27/2016	270	25,322.82	
1249222	1714723	12/27/2016	270	19,689.91	
1249198	1714703	12/27/2016	270	19,210.99	
1249058	1714599	12/27/2016	270	16,987.70	
1249057	1714598	12/27/2016	270	15,899.42	
1249150	1714696	12/27/2016	270	15,288.16	
1249136	1714655	12/27/2016	270	14,064.45	
1249134	1714647	12/27/2016	270	10,218.00	
1249069	1714610	12/27/2016	270	9,877.28	
1249055	1714596	12/27/2016	270	9,385.38	
1249049	1714592	12/27/2016	270	9,348.51	
1249229	1714729	12/27/2016	270	8,204.50	
1249217	1714718	12/27/2016	270	7,318.50	
1249063	1714603	12/27/2016	270	6,818.19	
1249090	162701208 AIRS TA	12/27/2016	270	6,761.75	
1249140	1714657	12/27/2016	270	5,184.23	
1249192	1714697	12/27/2016	270	5,165.82	
1249059	1714600	12/27/2016	270	4,819.70	
1249220	1714721	12/27/2016	270	3,983.75	
1249107	1714625	12/27/2016	270	3,761.46	
1249193	1714698	12/27/2016	270	3,756.00	
1249119	1714637	12/27/2016	270	3,710.00	
1249194	1714699	12/27/2016	270	3,346.92	
1249158	1714675	12/27/2016	270	3,265.00	
1249155	1714672	12/27/2016	270	3,250.00	
1249188	1714693	12/27/2016	270	3,225.75	
1249056	1714597	12/27/2016	270	3,076.46	
1249162	162701212	12/27/2016	270	2,572.50	
1249189	1714694	12/27/2016	270	2,237.00	
1249125	1714642	12/27/2016	270	2,135.00	

Demand Account Activity

Start Date: 7/1/2016 End Date: 12/30/2016

Jnl. Entry	Ref #	Trx. Date	Ledger	Debit Amount	Credit Amount
1249070	1714611	12/27/2016	270	1,709.31	
1249129	1714644	12/27/2016	270	1,452.00	
1249190	1714695	12/27/2016	270	1,403.94	
1249110	1714628	12/27/2016	270	1,286.30	
1249115	1714633	12/27/2016	270	1,265.00	
1249185	1714690	12/27/2016	270	1,236.36	
1249227	1714727	12/27/2016	270	1,202.89	
1249186	1714691	12/27/2016	270	895.00	
1249133	1714646	12/27/2016	270	840.00	
1249117	1714635	12/27/2016	270	577.40	
1249064	1714604	12/27/2016	270	499.00	
1249187	1714692	12/27/2016	270	497.00	
1249091	162701209 AIRS DE	12/27/2016	270	455.04	
1249126	1714643	12/27/2016	270	400.00	
1249157	1714674	12/27/2016	270	390.00	
1249156	1714673	12/27/2016	270	350.00	
1249120	1714638	12/27/2016	270	300.00	
1249180	1714687	12/27/2016	270	262.00	
1249116	1714634	12/27/2016	270	250.00	
1249181	1714688	12/27/2016	270	200.00	
1249183	1714689	12/27/2016	270	182.50	
1249175	1714684	12/27/2016	270	144.00	
1249228	1714728	12/27/2016	270	141.44	
1249132	1714654	12/27/2016	270	137.23	
1249053	1714594	12/27/2016	270	135.43	
1249176	1714685	12/27/2016	270	135.00	
1249131	1714645	12/27/2016	270	130.00	
1249178	1714686	12/27/2016	270	117.17	
1249168	1714678	12/27/2016	270	95.00	
1249166	1714677	12/27/2016	270	92.01	
1249219	1714720	12/27/2016	270	90.00	
1249159	1714676	12/27/2016	270	72.00	
1249170	1714679	12/27/2016	270	55.00	
1249118	1714636	12/27/2016	270	50.00	
1249130	1714653	12/27/2016	270	46.19	
1249121	1714639	12/27/2016	270	22.80	
1249122	1714640	12/27/2016	270	22.80	
1249218	1714719	12/27/2016	270	17.44	
1249171	1714680	12/27/2016	270	16.00	
1249124	1714641	12/27/2016	270	14.40	
1249112	1714630	12/27/2016	270	7.60	
1249113	1714631	12/27/2016	270	7.60	
1249114	1714632	12/27/2016	270	4.80	
1249172	1714681	12/27/2016	270	4.00	
1249173	1714682	12/27/2016	270	4.00	
1249174	1714683	12/27/2016	270	4.00	
1248753	DFA EFT REV 12-2	12/27/2016	270		42,360.41
1249073	162701201	12/27/2016	270		14,988,541.67
1249075	162701203	12/27/2016	270		52,000,000.00
1249076	162701204	12/27/2016	270		190,008,447.59
1249161	162701211	12/27/2016	270		2,572.50
1249163	162701213	12/27/2016	270		4,989,269.43
1249213	162601201	12/27/2016	270		382,000,000.00
1249641	162601201	12/28/2016	270	153,000,000.00	
1249246	162701207 AIRS TA	12/28/2016	270	35,104,119.48	
1249613	1714774	12/28/2016	270	29,035,647.84	

Run Date: 12/30/2016
 Run Time: 3:29:09PM

Demand Account Activity

Page: 180
 User: 0

Start Date: 7/1/2016 End Date: 12/30/2016

Jnl. Entry	Ref #	Trx. Date	Ledger	Debit Amount	Credit Amount
1249571	1714735	12/28/2016	270	23,905,905.71	
1249251	163001205	12/28/2016	270	3,000,000.00	
1249610	1714771	12/28/2016	270	1,222,348.78	
1249647	1714803	12/28/2016	270	274,785.81	
1249625	1714784	12/28/2016	270	157,179.00	
1249631	1714790	12/28/2016	270	141,614.20	
1249615	1714775	12/28/2016	270	140,095.89	
1249611	1714772	12/28/2016	270	109,097.33	
1249630	1714789	12/28/2016	270	89,484.53	
1249238	1714733	12/28/2016	270	61,035.33	
1249248	162701208 AIRS TA	12/28/2016	270	35,455.25	
1249617	1714776	12/28/2016	270	34,079.70	
1249619	1714777	12/28/2016	270	28,451.57	
1249623	1714781	12/28/2016	270	27,862.22	
1249594	1714755	12/28/2016	270	4,990.00	
1249570	1714734	12/28/2016	270	4,399.93	
1249645	1714801	12/28/2016	270	4,353.97	
1249572	1714736	12/28/2016	270	2,958.90	
1249632	1714791	12/28/2016	270	1,742.25	
1249643	1714799	12/28/2016	270	1,500.00	
1249250	162701210 AIRS DE	12/28/2016	270	1,484.25	
1249624	1714782	12/28/2016	270	1,410.75	
1249646	1714802	12/28/2016	270	1,152.10	
1249612	1714773	12/28/2016	270	1,014.17	
1249620	1714778	12/28/2016	270	945.00	
1249591	1714788	12/28/2016	270	621.08	
1249595	1714756	12/28/2016	270	480.00	
1249622	1714780	12/28/2016	270	414.44	
1249249	162701209 AIRS DE	12/28/2016	270	254.93	
1249642	1714798	12/28/2016	270	222.00	
1249621	1714779	12/28/2016	270	210.13	
1249573	1714737	12/28/2016	270	84.00	
1249644	1714800	12/28/2016	270	17.00	
1249639	1714797	12/28/2016	270	4.25	
1249592	DFA EFT REV 12/28	12/28/2016	270		100,212.12
1249575	162701203	12/28/2016	270		195,655,039.98
1249236	162701201	12/28/2016	270		26,000,000.00
1249237	162701202	12/28/2016	270		23,905,905.71
1249649	return items/boa/var	12/28/2016	270		4,030.00
1249699	162701203	12/29/2016	270	178,810,069.44	
1249692	162701207 AIRS TA	12/29/2016	270	52,665,675.91	
1250072	162701216	12/29/2016	270	16,996,033.33	
1249698	163001204	12/29/2016	270	11,000,000.00	
1250033	1714904	12/29/2016	270	2,140,102.87	
1249940	1714835	12/29/2016	270	2,000,000.00	
1249965	162701204	12/29/2016	270	1,009,666.67	
1250015	162701205	12/29/2016	270	1,003,966.67	
1250043	1714905	12/29/2016	270	505,972.35	
1249974	1714855	12/29/2016	270	422,033.92	
1250044	1714906	12/29/2016	270	278,796.35	
1250046	1714907	12/29/2016	270	265,411.20	
1249975	1714856	12/29/2016	270	228,212.50	
1250093	1714960	12/29/2016	270	217,359.28	
1250026	1714902	12/29/2016	270	189,101.32	
1249976	1714857	12/29/2016	270	161,110.00	
1249942	1714837	12/29/2016	270	145,400.88	

Run Date: 12/30/2016
 Run Time: 3:29:09PM

Demand Account Activity

Start Date: 7/1/2016 End Date: 12/30/2016

Page: 181
 User: 0

Jnl. Entry	Ref #	Trx. Date	Ledger	Debit Amount	Credit Amount
1249683	162701201	12/29/2016	270	105,000.00	
1250089	1714956	12/29/2016	270	80,934.84	
1249678	1714827	12/29/2016	270	77,627.00	
1249693	162701208 AIRS TA	12/29/2016	270	61,666.59	
1249967	1714853	12/29/2016	270	60,168.95	
1249939	1714834	12/29/2016	270	48,697.51	
1250065	1714959	12/29/2016	270	41,081.33	
1250047	1714908	12/29/2016	270	36,515.20	
1250048	1714909	12/29/2016	270	35,543.88	
1250095	1714961	12/29/2016	270	33,000.00	
1249681	1714831	12/29/2016	270	22,025.00	
1250087	1714958	12/29/2016	270	20,000.00	
1249671	1714822	12/29/2016	270	11,325.00	
1250040	1714921	12/29/2016	270	11,205.00	
1249972	1714854	12/29/2016	270	10,842.15	
1249676	1714825	12/29/2016	270	10,430.00	
1250018	162701212	12/29/2016	270	10,069.44	
1249672	1714823	12/29/2016	270	9,850.00	
1250070	1714939	12/29/2016	270	9,781.51	
1249674	1714824	12/29/2016	270	9,480.00	
1250041	1714922	12/29/2016	270	8,082.83	
1249677	1714826	12/29/2016	270	7,276.00	
1250042	1714923	12/29/2016	270	6,215.00	
1250074	1714942	12/29/2016	270	5,080.09	
1249695	162701210 AIRS DE	12/29/2016	270	5,018.15	
1250031	1714903	12/29/2016	270	3,900.61	
1249996	1714875	12/29/2016	270	3,737.00	
1250049	1714910	12/29/2016	270	3,680.00	
1249941	1714836	12/29/2016	270	3,338.74	
1250000	1714881	12/29/2016	270	3,075.00	
1250071	1714940	12/29/2016	270	2,923.55	
1250050	1714911	12/29/2016	270	2,807.33	
1250064	1714938	12/29/2016	270	2,700.00	
1250076	1714944	12/29/2016	270	2,374.00	
1250073	1714941	12/29/2016	270	2,317.92	
1249977	1714858	12/29/2016	270	1,855.00	
1250051	1714912	12/29/2016	270	1,840.31	
1250090	1714957	12/29/2016	270	1,708.42	
1250083	1714954	12/29/2016	270	1,363.25	
1250002	1714883	12/29/2016	270	1,284.30	
1249694	162701209 AIRS DE	12/29/2016	270	1,082.98	
1250004	1714885	12/29/2016	270	1,040.00	
1250030	1714913	12/29/2016	270	1,026.37	
1250075	1714943	12/29/2016	270	983.50	
1250088	1714955	12/29/2016	270	883.08	
1249979	1714860	12/29/2016	270	845.00	
1249987	1714868	12/29/2016	270	814.00	
1249990	1714870	12/29/2016	270	700.00	
1250032	1714914	12/29/2016	270	674.63	
1249981	1714862	12/29/2016	270	625.00	
1250045	1714924	12/29/2016	270	572.50	
1250034	1714915	12/29/2016	270	515.00	
1249680	1714829	12/29/2016	270	496.23	
1249938	1714833	12/29/2016	270	360.00	
1249997	1714876	12/29/2016	270	310.00	
1250001	1714882	12/29/2016	270	250.00	

Run Date: 12/30/2016
 Run Time: 3:29:09PM

Demand Account Activity

Start Date: 7/1/2016 End Date: 12/30/2016

Page: 182
 User: 0

Jnl. Entry	Ref #	Trx. Date	Ledger	Debit Amount	Credit Amount
1250035	1714916	12/29/2016	270	200.00	
1250006	1714886	12/29/2016	270	190.00	
1249980	1714861	12/29/2016	270	160.00	
1249978	1714859	12/29/2016	270	150.00	
1249991	1714871	12/29/2016	270	140.00	
1249937	1714832	12/29/2016	270	117.00	
1250036	1714917	12/29/2016	270	110.00	
1250079	1714947	12/29/2016	270	90.00	
1250003	1714884	12/29/2016	270	80.00	
1249982	1714863	12/29/2016	270	80.00	
1250077	1714945	12/29/2016	270	65.00	
1249989	1714869	12/29/2016	270	60.00	
1250037	1714918	12/29/2016	270	55.00	
1250038	1714919	12/29/2016	270	50.00	
1250039	1714920	12/29/2016	270	40.89	
1250007	1714887	12/29/2016	270	22.80	
1250009	1714888	12/29/2016	270	22.80	
1250010	1714889	12/29/2016	270	14.40	
1250078	1714946	12/29/2016	270	10.00	
1249992	1714872	12/29/2016	270	7.60	
1249994	1714873	12/29/2016	270	7.60	
1249984	1714864	12/29/2016	270	7.60	
1249985	1714865	12/29/2016	270	7.60	
1249995	1714874	12/29/2016	270	4.80	
1249986	1714866	12/29/2016	270	4.80	
1249949	DFA EFT REV 12/29	12/29/2016	270		254.00
1250016	162701206	12/29/2016	270		1,003,966.67
1250017	162701211	12/29/2016	270		10,069.44
1250019	162701215	12/29/2016	270		8,317,598.90
1249684	162701202	12/29/2016	270		5,000,000.00
1250096	162701217	12/29/2016	270		237,000,000.00
1250098	162701218	12/29/2016	270		16,996,033.33
1250463	173001204	12/30/2016	270	208,000,000.00	
1250470	172701206	12/30/2016	270	19,000,000.00	
1250477	172701209	12/30/2016	270	15,031,947.00	
1250426	1714977	12/30/2016	270	12,412,899.86	
1250531	1715034	12/30/2016	270	10,107,337.55	
1250499	172701201AIRS EF	12/30/2016	270	3,288,097.49	
1250533	1715035	12/30/2016	270	1,642,810.92	
1250525	1715030	12/30/2016	270	1,141,017.68	
1250423	1714974	12/30/2016	270	264,649.59	
1250534	1715036	12/30/2016	270	176,795.19	
1250544	1715043	12/30/2016	270	111,421.36	
1250527	1715031	12/30/2016	270	88,197.37	
1250519	1715029	12/30/2016	270	79,494.54	
1250508	1715027	12/30/2016	270	74,662.96	
1250501	172701202CC AIRS	12/30/2016	270	72,610.47	
1250545	1715044	12/30/2016	270	50,090.26	
1250546	1715045	12/30/2016	270	47,258.13	
1250427	1714978	12/30/2016	270	24,749.58	
1250428	1714979	12/30/2016	270	20,880.00	
1250424	1714975	12/30/2016	270	16,160.33	
1250509	1715051	12/30/2016	270	12,903.09	
1250111	1714973	12/30/2016	270	11,000.00	
1250456	1715004	12/30/2016	270	7,955.00	
1250535	1715037	12/30/2016	270	5,890.00	

Run Date: 12/30/2016
 Run Time: 3:29:09PM

Demand Account Activity

Start Date: 7/1/2016 End Date: 12/30/2016

Page: 183
 User: 0

Jnl. Entry	Ref #	Trx. Date	Ledger	Debit Amount	Credit Amount	
1250551	1715052	12/30/2016	270	4,934.00		
1250459	1715006	12/30/2016	270	2,435.00		
1250543	1715042	12/30/2016	270	2,138.59		
1250552	1715053	12/30/2016	270	1,168.00		
1250438	1714988	12/30/2016	270	948.52		
1250537	1715038	12/30/2016	270	820.00		
1250457	1715005	12/30/2016	270	650.00		
1250435	1714986	12/30/2016	270	631.13		
1250503	172701203IFTA CC	12/30/2016	270	519.13		
1250460	1715007	12/30/2016	270	460.00		
1250446	1714994	12/30/2016	270	450.00		
1250439	1714989	12/30/2016	270	348.56		
1250447	1714995	12/30/2016	270	341.60		
1250436	1714987	12/30/2016	270	330.07		
1250434	1714985	12/30/2016	270	300.00		
1250465	1715011	12/30/2016	270	239.02		
1250529	1715032	12/30/2016	270	219.73		
1250432	1714984	12/30/2016	270	141.86		
1250547	1715046	12/30/2016	270	57.12		
1250425	1714976	12/30/2016	270	55.00		
1250448	1714996	12/30/2016	270	54.00		
1250530	1715033	12/30/2016	270	45.13		
1250449	1714997	12/30/2016	270	35.70		
1250461	1715008	12/30/2016	270	22.80		
1250462	1715009	12/30/2016	270	22.80		
1250442	1714990	12/30/2016	270	22.44		
1250443	1714991	12/30/2016	270	20.08		
1250444	1714992	12/30/2016	270	19.13		
1250445	1714993	12/30/2016	270	18.90		
1250464	1715010	12/30/2016	270	14.40		
1250454	8006990 EFT REV 1	12/30/2016	270		2,917.04	
1250476	172701208	12/30/2016	270		17,297,747.00	
1250478	172701210	12/30/2016	270		12,412,899.86	
1250511	172701212	12/30/2016	270		176,259,891.28	
1250553	172701215	12/30/2016	270		67,000,000.00	
Totals for:	270 - Bank Of America		Count:	9,162	22,332,873,873.58	22,333,525,461.31

Run Date: 12/30/2016
Run Time: 3:29:09PM

Demand Account Activity

Start Date: 7/1/2016 End Date: 12/30/2016

Page: 184
User: 0

Jnl. Entry	Ref #	Trx. Date	Ledger	Debit Amount	Credit Amount	
<u>280 - Centennial Bank</u>						
1182057	162700702	7/5/2016	280		15,000,000.00	
1187517	1700605	7/12/2016	280	50,443.00		
1187516	1700604	7/12/2016	280	20,195.22		
1187625	Correct Receipt Led	7/12/2016	280		20,195.22	
1198980	1703382	8/11/2016	280	51,482.39		
1216079	1707231	9/27/2016	280	51,512.91		
1227995	1709821	10/27/2016	280	49,880.76		
1233663	1711002	11/10/2016	280	51,573.03		
1240123	162821201	12/1/2016	280	35,216,790.75		
1240119	162801201	12/1/2016	280		35,000,000.00	
1249205	1714709	12/27/2016	280	49,938.97		
Totals for:	280 - Centennial Bank		Count:	11	35,541,817.03	50,020,195.22

Run Date: 12/30/2016
Run Time: 3:29:09PM

Demand Account Activity

Start Date: 7/1/2016 End Date: 12/30/2016

Page: 185
User: 0

<u>Jnl. Entry</u>	<u>Ref #</u>	<u>Trx. Date</u>	<u>Ledger</u>	<u>Debit Amount</u>	<u>Credit Amount</u>	
<u>282 - Centennial ICS Account</u>						
1187625	Correct Receipt Led	7/12/2016	282	20,195.22		
1198981	1703383	8/11/2016	282	20,880.44		
1216080	1707232	9/27/2016	282	20,892.86		
1227998	1709822	10/27/2016	282	20,230.83		
1233664	1711003	11/10/2016	282	20,917.58		
1240132	1712634	12/1/2016	282	20,254.47		
1240123	162821201	12/1/2016	282		35,216,790.75	
Totals for:			282 - Centennial ICS Account	Count: 7	123,371.40	35,216,790.75

Run Date: 12/30/2016
 Run Time: 3:29:09PM

Demand Account Activity

Start Date: 7/1/2016 End Date: 12/30/2016

Page: 186
 User: 0

Jnl. Entry	Ref #	Trx. Date	Ledger	Debit Amount	Credit Amount
300 - Simmons Pine Bluff					
1182054	163000704	7/5/2016	300	5,236,560.54	
1182068	163000708 AIRS D€	7/5/2016	300	4,744,621.47	
1182052	163000702	7/5/2016	300	784,328.45	
1182067	163000707 AIRS TA	7/5/2016	300	22,634.70	
1182069	163000709 AIRS D€	7/5/2016	300	12,930.12	
1182070	163000710 AIRS D€	7/5/2016	300	8,963.26	
1182051	163000701	7/5/2016	300	6,348.04	
1182053	163000703	7/5/2016	300	2,692.28	
1182066	162700712	7/5/2016	300		15,000,000.00
1182077	163000715	7/5/2016	300		26,603.21
1182055	163000705	7/5/2016	300		163,798.51
1184674	163000709 AIRS TA	7/6/2016	300	3,272,037.30	
1184675	163000710 AIRS D€	7/6/2016	300	2,750,860.24	
1184667	163000702	7/6/2016	300	1,984,818.40	
1184678	163000713 AIRS D€	7/6/2016	300	90,700.00	
1184672	163000708 AIRS TA	7/6/2016	300	48,073.57	
1184676	163000711 AIRS D€	7/6/2016	300	33,484.32	
1185040	163000706	7/6/2016	300	28,507.18	
1184671	163000707 AIRS TA	7/6/2016	300	8,111.40	
1184679	163000714 AIRS D€	7/6/2016	300	1,251.53	
1184665	163000701	7/6/2016	300	420.00	
1184677	163000712 AIRS D€	7/6/2016	300	150.00	
1185039	163000705	7/6/2016	300	100.00	
1185032	1700131	7/6/2016	300	24.40	
1184686	163000704	7/6/2016	300		39,535.48
1184668	163000703	7/6/2016	300		5,000,000.00
1185087	163000710 AIRS D€	7/7/2016	300	3,028,628.75	
1185086	163000709 AIRS TA	7/7/2016	300	2,542,106.02	
1185079	163000702	7/7/2016	300	1,006,781.79	
1185090	163000713 AIRS D€	7/7/2016	300	577,323.11	
1185084	163000707 AIRS TA	7/7/2016	300	32,868.00	
1185085	163000708 AIRS TA	7/7/2016	300	30,824.33	
1185089	163000712 AIRS D€	7/7/2016	300	8,528.35	
1185077	163000701	7/7/2016	300	4,471.00	
1185088	163000711 AIRS D€	7/7/2016	300	924.00	
1185091	163000714 AIRS D€	7/7/2016	300	254.20	
1185545	163000701	7/7/2016	300	53.41	
1185453	returned items	7/7/2016	300		66.73
1185081	163000703	7/7/2016	300		4,000,000.00
1185366	163000704	7/7/2016	300		800.00
1185555	163000702	7/8/2016	300	5,513,033.18	
1185561	163000710 AIRS D€	7/8/2016	300	3,833,390.63	
1185560	163000709 AIRS TA	7/8/2016	300	2,809,542.80	
1185562	163000711 AIRS D€	7/8/2016	300	1,601,284.19	
1185564	163000713 AIRS D€	7/8/2016	300	45,307.45	
1185558	163000708 AIRS TA	7/8/2016	300	24,277.86	
1185557	163000707 AIRS TA	7/8/2016	300	18,783.60	
1185563	163000712 AIR DSM	7/8/2016	300	4,309.32	
1185553	163000701	7/8/2016	300	2,053.50	
1185565	163000714 AIRS D€	7/8/2016	300	1,263.75	
1185556	163000703	7/8/2016	300		9,000,000.00
1185572	163000704	7/8/2016	300		13,736.61
1186681	163000709 AIRS TA	7/11/2016	300	3,212,697.91	
1186674	163000702	7/11/2016	300	2,939,920.83	
1186683	163000710 AIRS D€	7/11/2016	300	1,988,503.72	

Demand Account Activity

Start Date: 7/1/2016 End Date: 12/30/2016

Jnl. Entry	Ref #	Trx. Date	Ledger	Debit Amount	Credit Amount
1186684	163000711 AIRS D€	7/11/2016	300	73,190.55	
1186686	163000713 AIRS D€	7/11/2016	300	36,636.83	
1186679	163000707 AIRS TA	7/11/2016	300	16,714.50	
1186673	163000701	7/11/2016	300	4,333.50	
1186680	163000708 AIRS TA	7/11/2016	300	3,176.44	
1186685	163000712 AIRS D€	7/11/2016	300	1,411.93	
1186675	163000703	7/11/2016	300		7,000,000.00
1187000	163000704	7/11/2016	300		2,609.50
1187470	163000702	7/12/2016	300	13,550,660.44	
1187475	163000709 AIRS TA	7/12/2016	300	2,482,624.53	
1187476	163000710 AIRS D€	7/12/2016	300	1,961,487.54	
1187479	163000713 AIRS D€	7/12/2016	300	25,417.82	
1187477	163000711 AIRS D€	7/12/2016	300	15,950.83	
1187515	1700603	7/12/2016	300	13,153.90	
1187473	163000707 AIRS TA	7/12/2016	300	7,332.60	
1187474	163000708 AIRS TA	7/12/2016	300	7,023.32	
1187478	163000712 AIRS D€	7/12/2016	300	3,727.37	
1187469	163000701	7/12/2016	300	970.89	
1187485	163000704	7/12/2016	300		23,809.80
1187471	163000703	7/12/2016	300		14,000,000.00
1188006	163000703	7/13/2016	300	4,504,858.10	
1188084	163000710 AIRS D€	7/13/2016	300	2,679,420.60	
1188083	163000709 AIRS TA	7/13/2016	300	2,180,971.31	
1188085	163000711 AIRS D€	7/13/2016	300	74,007.23	
1188087	163000713 AIRS D€	7/13/2016	300	32,905.11	
1188081	163000707 AIRS TA	7/13/2016	300	6,514.20	
1188086	163000712 AIRS D€	7/13/2016	300	3,326.40	
1188082	163000708 AIRS TA	7/13/2016	300	3,026.60	
1188004	163000701	7/13/2016	300	1,768.80	
1188005	163000702	7/13/2016	300	10.00	
1188007	163000704	7/13/2016	300		8,000,000.00
1188008	163000705	7/13/2016	300		21,751.32
1188141	163000702	7/14/2016	300	8,404,824.37	
1188366	163000709 AIRS TA	7/14/2016	300	4,713,803.36	
1188367	163000710 AIRS D€	7/14/2016	300	2,861,886.58	
1188145	163000707 AIRS TA	7/14/2016	300	15,229.50	
1188495	163000713 AIRS D€	7/14/2016	300	6,868.86	
1188365	163000708 AIRS TA	7/14/2016	300	5,602.12	
1188140	163000701	7/14/2016	300	3,677.87	
1188494	163000712 AIRS D€	7/14/2016	300	2,202.03	
1188368	163000711 AIRS D€	7/14/2016	300	1,301.00	
1188497	163000714 AIRS D€	7/14/2016	300	60.48	
1188142	163000703	7/14/2016	300		18,000,000.00
1188502	163000704	7/14/2016	300		1,535.95
1188674	163000702	7/15/2016	300	5,324,244.62	
1188682	163000709 AIRS TA	7/15/2016	300	3,028,308.31	
1188683	163000710 AIRS D€	7/15/2016	300	2,087,624.75	
1188687	163000712 AIRS D€	7/15/2016	300	20,832.23	
1188689	163000713 AIRS D€	7/15/2016	300	19,971.50	
1188681	163000708 AIRS TA	7/15/2016	300	10,122.74	
1188685	163000711 AIRS D€	7/15/2016	300	9,803.11	
1188679	163000707 AIRS TA	7/15/2016	300	5,999.40	
1188673	163000701	7/15/2016	300	3,461.74	
1188675	163000703	7/15/2016	300		10,000,000.00
1188676	163000704	7/15/2016	300		5,389.80
1189127	163000702	7/18/2016	300	20,295,594.90	

Run Date: 12/30/2016
 Run Time: 3:29:09PM

Demand Account Activity

Start Date: 7/1/2016 End Date: 12/30/2016

Page: 188
 User: 0

Jnl. Entry	Ref #	Trx. Date	Ledger	Debit Amount	Credit Amount
1189133	163000709 AIRS TA	7/18/2016	300	2,183,328.76	
1189134	163000710 AIRS D€	7/18/2016	300	1,957,967.19	
1189378	163000713 AIRS D€	7/18/2016	300	9,267.28	
1189130	163000707 AIRS TA	7/18/2016	300	6,992.70	
1189126	163000701	7/18/2016	300	2,748.25	
1189131	163000708 AIRS TA	7/18/2016	300	1,940.03	
1189135	163000711 AIRS D€	7/18/2016	300	871.00	
1189136	163000712 AIRS D€	7/18/2016	300	100.00	
1189128	163000703	7/18/2016	300		16,000,000.00
1189379	163000704	7/18/2016	300		10,002.51
1189802	163000709 AIRS TA	7/19/2016	300	3,336,328.79	
1189505	163000702	7/19/2016	300	2,972,380.25	
1189804	163000710 AIRS D€	7/19/2016	300	2,062,414.30	
1189806	163000711 AIRSS C	7/19/2016	300	20,886.62	
1189799	163000707 AIRS TA	7/19/2016	300	14,734.50	
1189504	163000701	7/19/2016	300	8,304.19	
1189801	163000708 AIRS TA	7/19/2016	300	4,196.63	
1189807	163000712 AIRS D€	7/19/2016	300	1,296.04	
1189809	163000713	7/19/2016	300	1,154.34	
1189811	163000714 AIRS D€	7/19/2016	300	21.01	
1189506	163000703	7/19/2016	300		10,000,000.00
1189507	163000704	7/19/2016	300		480.72
1190303	163000703	7/20/2016	300	7,151,827.72	
1190310	163000709 AIRS TA	7/20/2016	300	3,794,758.18	
1190312	163000711 AIRS D€	7/20/2016	300	3,088,095.70	
1190315	163000714 AIRS D€	7/20/2016	300	22,232.05	
1190308	163000707 AIRS TA	7/20/2016	300	12,797.40	
1190314	163000712 AIRS D€	7/20/2016	300	11,732.58	
1190313	163000713 AIRS D€	7/20/2016	300	6,463.72	
1190309	163000708 AIRS TA	7/20/2016	300	5,348.34	
1190301	163000701	7/20/2016	300	1,106.70	
1190316	163000715 AIRS D€	7/20/2016	300	132.50	
1190311	163000710 AIRS TA	7/20/2016	300	50.00	
1190302	163000702	7/20/2016	300	10.00	
1190304	163000704	7/20/2016	300		25,000,000.00
1190305	163000705	7/20/2016	300		2,330.16
1190448	163000702	7/21/2016	300	6,014,676.70	
1190456	163000709 AIRS TA	7/21/2016	300	4,654,720.10	
1190458	163000711 AIRS D€	7/21/2016	300	2,382,117.25	
1190459	163000712 AIRS D€	7/21/2016	300	72,283.72	
1190461	163000714 AIRS D€	7/21/2016	300	28,245.95	
1190455	163000708 AIRS TA	7/21/2016	300	7,930.12	
1190454	163000707 AIRS TA	7/21/2016	300	5,494.50	
1190460	163000713 AIRS D€	7/21/2016	300	5,405.11	
1190447	163000701	7/21/2016	300	3,212.21	
1190463	163000715 AIRS D€	7/21/2016	300	451.98	
1190457	163000710 AIRS TA	7/21/2016	300	4.00	
1190451	163000703	7/21/2016	300		8,000,000.00
1191516	163000704	7/21/2016	300		575.00
1192083	163000709 AIRS TA	7/22/2016	300	7,863,755.34	
1192070	163000702	7/22/2016	300	4,540,757.58	
1192085	163000710 AIRS D€	7/22/2016	300	2,062,348.32	
1192093	163000713 AIRS D€	7/22/2016	300	13,044.35	
1192088	163000711 AIRS D€	7/22/2016	300	10,100.36	
1192078	163000707 AIRS TA	7/22/2016	300	8,712.00	
1192081	163000708 AIRS TA	7/22/2016	300	7,531.59	

Run Date: 12/30/2016
 Run Time: 3:29:09PM

Demand Account Activity

Start Date: 7/1/2016 End Date: 12/30/2016

Page: 189
 User: 0

Jnl. Entry	Ref #	Trx. Date	Ledger	Debit Amount	Credit Amount
1192091	163000712 AIRS D€	7/22/2016	300	2,886.05	
1192020	163000701	7/22/2016	300	2,489.21	
1192181	163000705	7/22/2016	300	1,861.43	
1192179	163000706	7/22/2016	300	45.00	
1192071	163000703	7/22/2016	300		14,000,000.00
1192072	163000704	7/22/2016	300		32,815.00
1192217	163000702	7/25/2016	300	4,908,136.49	
1192221	163000709 AIRS TA	7/25/2016	300	4,858,323.08	
1192222	163000710 AIRS D€	7/25/2016	300	2,224,152.20	
1192482	163000713 AIRS D€	7/25/2016	300	27,133.07	
1192220	163000708 AIRS TA	7/25/2016	300	14,842.24	
1192219	163000707 AIRS TA	7/25/2016	300	9,553.50	
1192216	163000701	7/25/2016	300	7,515.75	
1192224	163000712 AIRS D€	7/25/2016	300	5,298.81	
1192223	163000711	7/25/2016	300	500.00	
1192218	163000703	7/25/2016	300		14,000,000.00
1192487	163000704	7/25/2016	300		5,198.47
1192643	163000702	7/26/2016	300	52,190,864.03	
1192649	163000709 AIRS TA	7/26/2016	300	6,458,977.02	
1192650	163000710 AIRS D€	7/26/2016	300	2,301,180.09	
1192648	163000708 AIRS TA	7/26/2016	300	25,196.99	
1192651	163000711 AIRS D€	7/26/2016	300	15,721.70	
1192652	163000712 AIRS D€	7/26/2016	300	7,589.52	
1192647	163000707 AIRS TA	7/26/2016	300	5,679.30	
1192642	163000701	7/26/2016	300	3,661.38	
1192653	163000713 AIRS D€	7/26/2016	300	3,353.06	
1192644	163000703	7/26/2016	300		14,000,000.00
1192657	163000704	7/26/2016	300		70,000,000.00
1192951	163000705	7/26/2016	300		6,639.89
1193089	163000709 AIRS TA	7/27/2016	300	6,415,755.29	
1193080	163000702	7/27/2016	300	5,566,273.33	
1193090	163000710 AIRS D€	7/27/2016	300	2,539,002.25	
1193086	163000707 AIRS TA	7/27/2016	300	9,075.00	
1193092	163000712 AIRS D€	7/27/2016	300	5,561.88	
1193425	163000705	7/27/2016	300	4,000.00	
1193078	163000701	7/27/2016	300	2,508.69	
1193087	163000708 AIRS TA	7/27/2016	300	1,744.80	
1193091	163000711 AIRS D€	7/27/2016	300	550.00	
1193097	163000703	7/27/2016	300		399.00
1193733	163000709 AIRS TA	7/28/2016	300	4,505,505.19	
1193734	163000710 AIRS D€	7/28/2016	300	2,788,176.87	
1193724	163000703	7/28/2016	300	991,306.09	
1193735	163000711 AIRS D€	7/28/2016	300	968,115.68	
1193727	163000706	7/28/2016	300	44,177.71	
1193738	163000713 AIRS D€	7/28/2016	300	13,025.66	
1193731	163000707 AIRS TA	7/28/2016	300	8,339.10	
1193732	163000708 AIRS TA	7/28/2016	300	6,920.35	
1193722	163000701	7/28/2016	300	3,329.50	
1193737	163000712 AIRS D€	7/28/2016	300	1,696.76	
1193726	163000705	7/28/2016	300	140.00	
1193723	163000702	7/28/2016	300	60.00	
1193725	163000704	7/28/2016	300		3,000,000.00
1193729	163000714	7/28/2016	300		31,450.48
1194385	163000703	7/29/2016	300	7,920,781.50	
1194569	163000605check21	7/29/2016	300	3,652,262.91	
1194570	163000606sro airs d	7/29/2016	300	2,390,234.38	

Run Date: 12/30/2016
 Run Time: 3:29:09PM

Demand Account Activity

Start Date: 7/1/2016 End Date: 12/30/2016

Page: 190
 User: 0

Jnl. Entry	Ref #	Trx. Date	Ledger	Debit Amount	Credit Amount
1194574	163000609	check21	7/29/2016	300	55,625.81
1194572	163000607	other airt	7/29/2016	300	11,209.47
1194567	163000603	SRO AIR	7/29/2016	300	6,959.70
1194383	163000701		7/29/2016	300	6,404.75
1194568	163000604	Cash off	7/29/2016	300	5,695.95
1194566	163000720		7/29/2016	300	1,500.00
1194573	163000608	cash off :	7/29/2016	300	1,055.26
1194384	163000702		7/29/2016	300	506.00
1194386	163000704		7/29/2016	300	11,673.56
1194387	162700701		7/29/2016	300	14,000,000.00
1194626	163000802		8/1/2016	300	6,434,657.05
1194625	163000801		8/1/2016	300	5,301.04
1194627	163000803		8/1/2016	300	10,000,000.00
1194630	163000804		8/1/2016	300	8,865.38
1195096	163000809	AIRS DE	8/2/2016	300	4,802,300.00
1195090	163000802		8/2/2016	300	2,413,496.64
1195097	163000810	AIRS DE	8/2/2016	300	32,614.55
1195303	Correct Journal Entr		8/2/2016	300	16,139.00
1195093	163000807	AIRS TA	8/2/2016	300	15,939.00
1195094	163000808	AIRS TA	8/2/2016	300	15,939.00
1195099	163000811	AIRS DE	8/2/2016	300	5,798.14
1195089	163000801		8/2/2016	300	1,450.88
1195091	1630008/03		8/2/2016	300	14,000,000.00
1195168	163000804		8/2/2016	300	11,528.00
1195246	Back Out Journal Er		8/2/2016	300	15,939.00
1195302	Back Out Journal Er		8/2/2016	300	15,939.00
1195318	163000810	AIRS DE	8/3/2016	300	2,927,861.52
1195319	163000811	AIRS DE	8/3/2016	300	2,159,514.91
1195317	163000809	AIRS TA	8/3/2016	300	1,449,994.77
1195312	163000802		8/3/2016	300	1,161,549.12
1195540	163000813	AIRS DE	8/3/2016	300	53,452.47
1195315	163000807	AIRS TA	8/3/2016	300	14,289.00
1195316	163000808	AIRS TA	8/3/2016	300	6,802.43
1195309	163000801		8/3/2016	300	3,347.46
1195539	163000812	AIRS DE	8/3/2016	300	418.75
1195614	163000804		8/3/2016	300	7,032.43
1195313	163000803		8/3/2016	300	6,000,000.00
1196762	163000802		8/4/2016	300	4,044,546.14
1196769	163000811	AIRS DE	8/4/2016	300	3,609,249.69
1196767	163000809	AIRS TA	8/4/2016	300	2,983,177.05
1196772	163000814	AIRS DE	8/4/2016	300	57,936.06
1196765	163000807	AIRS TA	8/4/2016	300	11,870.10
1196766	163000808	AIRS TA	8/4/2016	300	6,501.39
1196771	163000813	AIRS DE	8/4/2016	300	5,984.81
1196770	163000812	AIRS DE	8/4/2016	300	3,627.63
1196758	163000801		8/4/2016	300	3,170.91
1196773	163000815	AIRS DE	8/4/2016	300	2,926.00
1196879	1702774		8/4/2016	300	370.10
1196768	163000810	AIRS TA	8/4/2016	300	91.73
1196763	163000803		8/4/2016	300	69,179.73
1196764	163000804		8/4/2016	300	7,000,000.00
1197202	163000802		8/5/2016	300	9,316,935.48
1197209	163000810	AIRS DE	8/5/2016	300	2,140,429.70
1197208	163000809	AIRS TA	8/5/2016	300	1,185,693.63
1197221	163000813	AIRS DE	8/5/2016	300	64,631.61
1197215	163000811	AIRS DE	8/5/2016	300	11,882.26

Run Date: 12/30/2016
 Run Time: 3:29:09PM

Demand Account Activity

Page: 191
 User: 0

Start Date: 7/1/2016 End Date: 12/30/2016

Jnl. Entry	Ref #	Trx. Date	Ledger	Debit Amount	Credit Amount
1197206	163000807 AIRS TA	8/5/2016	300	8,167.50	
1197207	163000808 AIRS TA	8/5/2016	300	7,504.66	
1197201	163000801	8/5/2016	300	4,897.05	
1197219	163000812 AIRS D€	8/5/2016	300	3,137.82	
1197285	163000805	8/5/2016	300	100.00	
1197222	163000814 AIRS D€	8/5/2016	300	12.60	
1197203	163000803	8/5/2016	300		8,000,000.00
1197204	163000804	8/5/2016	300		1,140.86
1197372	163000803	8/8/2016	300	2,295,305.58	
1197380	163000810 AIRS D€	8/8/2016	300	2,273,704.22	
1197379	163000809 AIRS TA	8/8/2016	300	2,212,545.41	
1197707	Correct Journal Entr	8/8/2016	300	834,311.91	
1197383	163000813 AIRS D€	8/8/2016	300	86,643.05	
1197381	163000811 AIRS D€	8/8/2016	300	29,640.48	
1197377	163000807 AIRS TA	8/8/2016	300	10,246.50	
1197382	163000812 AIRS D€	8/8/2016	300	7,908.29	
1197370	163000801	8/8/2016	300	3,397.50	
1197378	163000808 AIRS TA	8/8/2016	300	1,604.98	
1197371	163000802	8/8/2016	300	50.00	
1197373	163000804	8/8/2016	300		11,000,000.00
1197374	163000805	8/8/2016	300		3,587.64
1197705	Back Out Journal Er	8/8/2016	300		2,212,545.41
1198063	163000809 AIRS TA	8/9/2016	300	3,030,411.52	
1198064	163000810 AIRS D€	8/9/2016	300	2,305,057.57	
1197717	163000802	8/9/2016	300	778,347.90	
1198060	163000807 AIRS TA	8/9/2016	300	9,820.80	
1198066	163000812 AIRS D€	8/9/2016	300	5,123.24	
1198067	163000813 AIRS D€	8/9/2016	300	3,623.78	
1198062	163000808 AIRS TA	8/9/2016	300	1,548.56	
1198065	163000811 AIRS D€	8/9/2016	300	1,239.00	
1197714	163000801	8/9/2016	300	914.94	
1198068	163000814 AIRS D€	8/9/2016	300	236.00	
1197966	163000803	8/9/2016	300		13,000,000.00
1198072	163000804	8/9/2016	300		16,465.88
1198496	163000802	8/10/2016	300	3,479,583.60	
1198528	163000810 AIRS D€	8/10/2016	300	2,628,923.81	
1198526	163000809 AIRS TA	8/10/2016	300	2,105,637.84	
1198530	163000812 AIRS D€	8/10/2016	300	16,975.79	
1198531	163000813 AIRS D€	8/10/2016	300	11,649.72	
1198523	163000807 AIRS TA	8/10/2016	300	8,441.40	
1198495	163000801	8/10/2016	300	4,313.91	
1198524	163000808 AIRS TA	8/10/2016	300	1,709.11	
1198529	163000811 AIRS D€	8/10/2016	300	675.00	
1198497	163000803	8/10/2016	300		6,000,000.00
1198499	163000804	8/10/2016	300		20,857.00
1198646	163000802	8/11/2016	300	8,134,994.66	
1198948	163000810 AIRS D€	8/11/2016	300	3,104,587.48	
1198947	163000809 AIRS TA	8/11/2016	300	3,096,218.26	
1198951	163000813 AIRS D€	8/11/2016	300	18,477.46	
1198982	1703384	8/11/2016	300	10,593.82	
1198945	163000807 AIRS TA	8/11/2016	300	6,435.00	
1198946	163000808 AIRS TA	8/11/2016	300	4,179.36	
1198645	163000801	8/11/2016	300	3,275.08	
1198949	163000811 AIRS D€	8/11/2016	300	525.00	
1198952	163000814 AIRS D€	8/11/2016	300	356.86	
1198950	163000812 AIRS D€	8/11/2016	300	84.00	

Run Date: 12/30/2016
 Run Time: 3:29:09PM

Demand Account Activity

Start Date: 7/1/2016 End Date: 12/30/2016

Page: 192
 User: 0

Jnl. Entry	Ref #	Trx. Date	Ledger	Debit Amount	Credit Amount
1198647	163000803	8/11/2016	300		6,000,000.00
1198652	163000804	8/11/2016	300		280.57
1199126	163000803	8/12/2016	300	4,556,942.77	
1199145	163000810 AIRS D€	8/12/2016	300	1,903,107.84	
1199144	163000809 AIRS TA	8/12/2016	300	1,485,274.11	
1199149	163000813 AIRS D€	8/12/2016	300	63,407.15	
1199148	163000812 AIRS D€	8/12/2016	300	15,250.09	
1199146	163000811 AIRS D€	8/12/2016	300	14,507.48	
1199143	163000808 AIRS TA	8/12/2016	300	7,833.36	
1199140	163000807 AIRS TA	8/12/2016	300	2,626.80	
1199151	163000814 AIRS D€	8/12/2016	300	2,158.80	
1199124	163000801	8/12/2016	300	1,318.23	
1199125	163000802	8/12/2016	300	88.00	
1199127	163000804	8/12/2016	300		8,000,000.00
1199128	163000805	8/12/2016	300		10,044.65
1199962	163000802	8/15/2016	300	9,409,586.02	
1199976	163000809 AIRS TA	8/15/2016	300	2,434,821.90	
1199977	163000810 AIRS D€	8/15/2016	300	1,888,462.22	
1199975	163000808 AIRS TA	8/15/2016	300	9,001.64	
1199978	163000811 AIRS D€	8/15/2016	300	6,114.00	
1199973	163000807 AIRS TA	8/15/2016	300	5,900.40	
1199893	163000801	8/15/2016	300	3,699.42	
1199982	163000813 AIRS D€	8/15/2016	300	1,952.00	
1199981	163000812 AIRS D€	8/15/2016	300	1,786.41	
1199965	163000803	8/15/2016	300		14,000,000.00
1200017	Correct Journal Entr	8/15/2016	300		3,511.00
1200315	163000802	8/16/2016	300	2,460,276.10	
1200341	163000809 AIRS TA	8/16/2016	300	2,247,874.59	
1200347	163000810 AIRS D€	8/16/2016	300	2,174,611.83	
1200335	163000807 AIRS TA	8/16/2016	300	11,863.50	
1200339	163000808 AIRS TA	8/16/2016	300	4,969.04	
1200351	163000812 AIRS D€	8/16/2016	300	3,093.65	
1200314	163000801	8/16/2016	300	3,025.47	
1200349	163000811 AIRS D€	8/16/2016	300	1,050.00	
1200362	163000813 AIRS D€	8/16/2016	300	436.58	
1200364	163000814 AIRS D€	8/16/2016	300	24.60	
1200316	163000803	8/16/2016	300		8,000,000.00
1200317	163000804	8/16/2016	300		2,020.00
1200904	163000802	8/17/2016	300	6,219,153.64	
1200921	163000810 AIRS D€	8/17/2016	300	2,614,189.70	
1200920	163000809 AIRS TA	8/17/2016	300	2,319,830.37	
1200924	163000813 AIRS D€	8/17/2016	300	19,125.20	
1200922	163000811 AIRS D€	8/17/2016	300	9,970.74	
1200917	163000807 AIRS TA	8/17/2016	300	6,877.20	
1200919	163000808 AIRS TA	8/17/2016	300	3,377.32	
1200903	163000801	8/17/2016	300	2,084.90	
1200923	163000812 AIRS D€	8/17/2016	300	10.00	
1200905	163000803	8/17/2016	300		955.96
1200906	163000804	8/17/2016	300		14,000,000.00
1201064	163000809 AIRS TA	8/18/2016	300	6,625,266.53	
1201058	163000802	8/18/2016	300	5,194,474.26	
1201065	163000810 AIRS D€	8/18/2016	300	2,796,714.63	
1201062	163000807 AIRS TA	8/18/2016	300	10,012.20	
1201068	163000813 AIRS D€	8/18/2016	300	6,283.55	
1201067	163000812 AIRS D€	8/18/2016	300	4,559.76	
1201057	163000801	8/18/2016	300	4,514.60	

Run Date: 12/30/2016
 Run Time: 3:29:09PM

Demand Account Activity

Page: 193
 User: 0

Start Date: 7/1/2016 End Date: 12/30/2016

Jnl. Entry	Ref #	Trx. Date	Ledger	Debit Amount	Credit Amount
1201063	163000808 AIRS TA	8/18/2016	300	4,472.12	
1201066	163000811 AIRS DE	8/18/2016	300	400.00	
1201069	163000814 AIRS DE	8/18/2016	300	292.62	
1201059	163000803	8/18/2016	300		6,000,000.00
1201060	163000804	8/18/2016	300		380.00
1202533	163000809 AIRS TA	8/19/2016	300	2,778,566.29	
1202500	163000802	8/19/2016	300	1,855,835.94	
1202534	163000811 AIRS DE	8/19/2016	300	443,763.07	
1202537	163000814 AIRS DE	8/19/2016	300	6,645.23	
1202532	163000807 AIRS TA	8/19/2016	300	3,587.10	
1202536	163000813 AIRS DE	8/19/2016	300	3,108.98	
1202499	163000801	8/19/2016	300	917.66	
1202535	163000812 AIRS DE	8/19/2016	300	325.00	
1202542	163000810 AIRS TA	8/19/2016	300	100.00	
1202501	163000803	8/19/2016	300		160.00
1202508	162700804	8/19/2016	300		12,000,000.00
1202697	163000809 AIRS TA	8/22/2016	300	4,126,987.82	
1202698	163000810 AIRS DE	8/22/2016	300	2,701,292.87	
1202688	163000802	8/22/2016	300	1,482,475.48	
1202699	163000811 AIRS DE	8/22/2016	300	22,054.63	
1202695	163000807 AIRS TA	8/22/2016	300	9,919.80	
1202687	163000801	8/22/2016	300	4,671.02	
1202696	163000808 AIRS TA	8/22/2016	300	3,386.74	
1202700	163000812 AIRS DE	8/22/2016	300	3,003.09	
1202701	163000812 AIRS DE	8/22/2016	300	69.93	
1203080	163000805	8/22/2016	300	50.00	
1202689	163000803	8/22/2016	300		14,000,000.00
1202704	163000804	8/22/2016	300		837.99
1203361	163000802	8/23/2016	300	13,233,503.19	
1203371	163000809 AIRS TA	8/23/2016	300	3,952,253.12	
1203372	163000810 AIRS DE	8/23/2016	300	2,413,825.62	
1203373	163000811 AIRS DE	8/23/2016	300	13,733.62	
1203370	163000808 AIRS TA	8/23/2016	300	11,883.58	
1203359	163000801	8/23/2016	300	10,118.87	
1203369	163000807 AIRS TA	8/23/2016	300	6,765.00	
1203380	163000812 AIRS DE	8/23/2016	300	5,179.89	
1203383	163000813 AIRS DE	8/23/2016	300	1,641.88	
1203362	163000803	8/23/2016	300		6,000,000.00
1203363	163000804	8/23/2016	300		705.36
1203773	163000803	8/24/2016	300	11,657,940.30	
1203887	163000809 AIRS TA	8/24/2016	300	3,078,001.50	
1203889	163000810 AIRS DE	8/24/2016	300	2,723,519.67	
1203790	163000807 AIRS TA	8/24/2016	300	8,695.50	
1203892	163000812 AIRS DE	8/24/2016	300	8,300.66	
1203886	163000808 AIRS TA	8/24/2016	300	7,003.76	
1203513	163000801	8/24/2016	300	2,630.22	
1203891	163000811 AIRS DE	8/24/2016	300	2,250.01	
1203893	163000813 AIRS DE	8/24/2016	300	12.60	
1203772	163000802	8/24/2016	300	10.00	
1203775	163000804	8/24/2016	300		8,000,000.00
1203776	163000805	8/24/2016	300		1,894.36
1204307	163000809 AIRS TA	8/25/2016	300	8,444,712.31	
1204308	163000810 AIRS DE	8/25/2016	300	2,685,323.58	
1204302	163000802	8/25/2016	300	1,584,901.72	
1204311	163000813 AIRS DE	8/25/2016	300	24,870.43	
1204306	163000808 AIRS TA	8/25/2016	300	16,625.69	

Run Date: 12/30/2016
 Run Time: 3:29:09PM

Demand Account Activity

Start Date: 7/1/2016 End Date: 12/30/2016

Page: 194
 User: 0

Jnl. Entry	Ref #	Trx. Date	Ledger	Debit Amount	Credit Amount
1204305	163000807 AIRS TA	8/25/2016	300	14,424.30	
1204301	163000801	8/25/2016	300	2,119.83	
1204310	163000812 AIRS D€	8/25/2016	300	1,211.97	
1204309	163000811 AIRS D€	8/25/2016	300	400.00	
1204312	163000814 AIRS D€	8/25/2016	300	74.56	
1204303	163000803	8/25/2016	300		20,000,000.00
1204304	163000804	8/25/2016	300		4,333.86
1204889	163000809 AIRS TA	8/26/2016	300	5,030,404.24	
1204877	163000802	8/26/2016	300	2,319,386.65	
1204891	163000810 AIRS D€	8/26/2016	300	2,089,775.09	
1204888	163000808 AIRS TA	8/26/2016	300	36,447.02	
1204894	163000813 AIRS D€	8/26/2016	300	6,412.83	
1204887	163000807 AIRS TA	8/26/2016	300	5,982.90	
1204893	163000812 AIRS D€	8/26/2016	300	3,086.97	
1204876	163000801	8/26/2016	300	3,006.00	
1204892	163000811 AIRS D€	8/26/2016	300	550.00	
1204896	163000814 AIRS D€	8/26/2016	300	49.36	
1204878	163000803	8/26/2016	300		17,000,000.00
1204879	163000804	8/26/2016	300		1,796.16
1205325	163000809 AIRS TA	8/29/2016	300	3,692,933.95	
1205319	163000802	8/29/2016	300	2,871,708.81	
1205326	163000810 AIRS D€	8/29/2016	300	2,093,436.90	
1205327	163000811 AIRS D€	8/29/2016	300	921,117.24	
1205323	163000807 AIRS TA	8/29/2016	300	29,983.80	
1205328	163000812 AIRS D€	8/29/2016	300	7,227.77	
1205324	163000808 AIRS TA	8/29/2016	300	4,785.58	
1205317	163000801	8/29/2016	300	3,756.64	
1205329	163000813 AIRS D€	8/29/2016	300	1,408.88	
1205320	163000803	8/29/2016	300		13,000,000.00
1205321	163000804	8/29/2016	300		12,316.39
1205703	163000810 AIRS D€	8/30/2016	300	2,511,050.45	
1205702	163000809 AIRS TA	8/30/2016	300	2,116,862.48	
1205464	163000802	8/30/2016	300	891,438.45	
1205704	163000811 AIRS D€	8/30/2016	300	43,501.60	
1205698	163000807 AIRS TA	8/30/2016	300	7,883.70	
1205706	163000813 AIRS D€	8/30/2016	300	3,327.55	
1205463	163000801	8/30/2016	300	1,906.06	
1205699	163000808 AIRS TA	8/30/2016	300	1,549.76	
1205705	163000812 AIRS D€	8/30/2016	300	100.00	
1205803	163000801	8/30/2016	300	100.00	
1205667	163000803	8/30/2016	300		9,000,000.00
1205714	163000804	8/30/2016	300		4,618.51
1206258	173000805check21	8/31/2016	300	5,445,074.34	
1206255	173000802	8/31/2016	300	2,972,889.41	
1206259	173000806sro airs d	8/31/2016	300	2,027,087.67	
1206262	173000809check21	8/31/2016	300	36,786.09	
1206257	173000804cash off	8/31/2016	300	10,504.44	
1206256	173000803sro airs	8/31/2016	300	5,808.00	
1206261	173000808cash off	8/31/2016	300	2,231.12	
1206217	173000801	8/31/2016	300	1,723.50	
1206260	173000807other airs	8/31/2016	300	525.00	
1206299	172700803	8/31/2016	300		10,000,000.00
1206403	Correct Journal Entr	8/31/2016	300		654.75
1207478	163000902	9/1/2016	300	2,738,324.24	
1207477	163000901	9/1/2016	300	3,809.36	
1207479	163000903	9/1/2016	300		6,000,000.00

Run Date: 12/30/2016
Run Time: 3:29:09PM

Demand Account Activity

Page: 195
User: 0

Start Date: 7/1/2016 End Date: 12/30/2016

Jnl. Entry	Ref #	Trx. Date	Ledger	Debit Amount	Credit Amount
1207480	163000904	9/1/2016	300		505.00
1207963	173000905sroairs d	9/2/2016	300	5,606,825.25	
1208108	Back Out Journal Er	9/2/2016	300	3,000,000.00	
1207959	173000902	9/2/2016	300	2,380,052.11	
1207965	173000906other airs	9/2/2016	300	1,301,569.48	
1207962	173000904sro airs	9/2/2016	300	41,368.80	
1207966	173000907cash off :	9/2/2016	300	3,653.62	
1207958	173000901	9/2/2016	300	3,608.50	
1207594	173000908	9/2/2016	300		3,000,000.00
1207957	173000909	9/2/2016	300		4,767.48
1207961	172700906	9/2/2016	300		10,000,000.00
1208380	163000908 AIRS TA	9/6/2016	300	2,429,102.40	
1208382	163000910 AIRS D€	9/6/2016	300	2,340,546.03	
1208373	163000902	9/6/2016	300	1,548,394.93	
1208385	163000913 AIRS D€	9/6/2016	300	157,450.69	
1208378	163000907 AIRS TA	9/6/2016	300	22,354.20	
1208359	163000901	9/6/2016	300	12,813.63	
1208379	163000908 AIRS TA	9/6/2016	300	12,050.07	
1208383	163000911 AIRS D€	9/6/2016	300	400.00	
1208386	163000914 AIRS D€	9/6/2016	300	298.62	
1208384	163000912 AIRS D€	9/6/2016	300	250.00	
1208374	163000903	9/6/2016	300		3,000,000.00
1208375	163000904	9/6/2016	300		5,295.32
1208936	163000902	9/7/2016	300	5,945,600.14	
1208946	163000910 AIRS D€	9/7/2016	300	2,266,798.05	
1208945	163000909 AIRS TA	9/7/2016	300	2,257,840.24	
1208949	163000912 AIRS D€	9/7/2016	300	65,725.56	
1208944	163000908 AIRS TA	9/7/2016	300	8,421.76	
1208942	163000907 AIRS TA	9/7/2016	300	8,240.10	
1208947	163000911 AIRS D€	9/7/2016	300	4,314.45	
1208934	163000901	9/7/2016	300	292.56	
1208937	163000903	9/7/2016	300		9,000,000.00
1208939	163000904	9/7/2016	300		1,300.00
1209396	163000902	9/8/2016	300	3,280,378.89	
1209403	163000910 AIRS D€	9/8/2016	300	3,232,784.95	
1209402	163000909 AIRS TA	9/8/2016	300	2,067,674.56	
1209404	163000911 AIRS D€	9/8/2016	300	14,112.37	
1209405	163000912 AIRS D€	9/8/2016	300	10,202.37	
1209401	163000908 AIRS TA	9/8/2016	300	9,880.23	
1209406	163000913 AIRS D€	9/8/2016	300	8,381.56	
1209400	163000907 AIRS TA	9/8/2016	300	7,273.20	
1209395	163000901	9/8/2016	300	2,333.17	
1209397	163000903	9/8/2016	300		6,000,000.00
1209399	163000904	9/8/2016	300		5,574.75
1209852	163000909 AIRS TA	9/9/2016	300	5,956,743.68	
1209854	163000911 AIRS D€	9/9/2016	300	3,487,177.02	
1209846	163000902	9/9/2016	300	2,956,288.44	
1209851	163000908 AIRS TA	9/9/2016	300	11,788.58	
1209855	163000912 AIRS D€	9/9/2016	300	10,349.80	
1209856	163000913	9/9/2016	300	9,464.51	
1209563	163000901	9/9/2016	300	8,923.14	
1209857	163000914 AIRS D€	9/9/2016	300	8,869.35	
1209850	163000907 AIRS TA	9/9/2016	300	8,652.60	
1209853	163000910 AIRS TA	9/9/2016	300	121.00	
1209858	163000915 AIRS D€	9/9/2016	300	12.60	
1209847	163000903	9/9/2016	300		11,000,000.00

Run Date: 12/30/2016
Run Time: 3:29:09PM

Demand Account Activity

Page: 196
User: 0

Start Date: 7/1/2016 End Date: 12/30/2016

Jnl. Entry	Ref #	Trx. Date	Ledger	Debit Amount	Credit Amount
1209848	163000904	9/9/2016	300		7,379.64
1210062	163000909 AIRS TA	9/12/2016	300	4,367,389.15	
1210063	163000910 AIRS DE	9/12/2016	300	2,296,917.69	
1210048	163000902	9/12/2016	300	2,042,705.66	
1210066	163000913	9/12/2016	300	45,127.56	
1210065	163000912 AIRS DE	9/12/2016	300	8,859.72	
1210061	163000908 AIRS TA	9/12/2016	300	7,101.35	
1210059	163000907 AIRS TA	9/12/2016	300	5,313.00	
1210030	163000901	9/12/2016	300	3,780.10	
1210064	163000911 AIRS DE	9/12/2016	300	425.00	
1210049	163000903	9/12/2016	300		9,000,000.00
1210050	163000904	9/12/2016	300		6,801.00
1210761	163000909 AIRS TA	9/13/2016	300	5,274,822.88	
1210750	163000902	9/13/2016	300	3,634,705.13	
1210762	163000910 AIRS DE	9/13/2016	300	2,341,249.64	
1210760	163000908 AIRS TA	9/13/2016	300	9,328.14	
1210744	163000901	9/13/2016	300	7,049.25	
1210759	163000907 AIRS TA	9/13/2016	300	5,685.90	
1210764	163000912 AIRS DE	9/13/2016	300	4,851.94	
1210765	163000913 AIRS DE	9/13/2016	300	3,356.60	
1210763	163000911 AIRS DE	9/13/2016	300	325.00	
1210767	163000914 AIRS DE	9/13/2016	300	100.00	
1210752	163000903	9/13/2016	300		12,000,000.00
1211070	163000902	9/14/2016	300	5,387,287.68	
1211086	163000909 AIRS TA	9/14/2016	300	3,831,461.85	
1211087	163000910 AIRS DE	9/14/2016	300	2,645,373.65	
1211088	163000911 AIRS DE	9/14/2016	300	48,348.14	
1211090	163000913 AIRS DE	9/14/2016	300	20,501.73	
1211085	163000908 AIRS TA	9/14/2016	300	14,730.77	
1211084	163000907 AIRS TA	9/14/2016	300	8,781.30	
1211089	163000912 AIRS DE	9/14/2016	300	5,032.41	
1210825	163000901	9/14/2016	300	3,037.76	
1211091	163000914 AIRS DE	9/14/2016	300	100.00	
1211071	163000903	9/14/2016	300		9,000,000.00
1211068	163000904	9/14/2016	300		7,439.87
1211208	163000909 AIRS TA	9/15/2016	300	17,334,311.94	
1211210	163000911 AIRS DE	9/15/2016	300	2,499,436.16	
1211203	163000902	9/15/2016	300	702,553.89	
1211212	163000913 AIRS DE	9/15/2016	300	17,887.25	
1211213	163000914 AIRS DE	9/15/2016	300	11,859.02	
1211206	163000907 AIRS TA	9/15/2016	300	10,015.50	
1211207	163000908 AIRS TA	9/15/2016	300	8,476.99	
1211202	163000901	9/15/2016	300	1,452.00	
1211209	163000910 AIRS TA	9/15/2016	300	1,210.00	
1211214	163000915 AIRS DE	9/15/2016	300	400.00	
1211211	163000912 AIRS DE	9/15/2016	300	325.00	
1211204	163000903	9/15/2016	300		11,000,000.00
1211219	163000904	9/15/2016	300		6,170.16
1212765	163000909 AIRS TA	9/16/2016	300	6,602,080.60	
1212758	163000902	9/16/2016	300	2,469,030.51	
1212767	163000911 AIRS DE	9/16/2016	300	2,248,998.59	
1212771	163000914 AIRS DE	9/16/2016	300	43,506.74	
1212763	163000907 AIRS TA	9/16/2016	300	8,190.60	
1212764	163000908 AIRS TA	9/16/2016	300	7,756.71	
1212768	163000912 AIRS DE	9/16/2016	300	7,706.00	
1212770	163000913 AIRS DE	9/16/2016	300	4,242.76	

Run Date: 12/30/2016
 Run Time: 3:29:09PM

Demand Account Activity

Start Date: 7/1/2016 End Date: 12/30/2016

Page: 197
 User: 0

Jnl. Entry	Ref #	Trx. Date	Ledger	Debit Amount	Credit Amount
1212757	163000901	9/16/2016	300	534.47	
1212773	163000915 AIRS D€	9/16/2016	300	126.50	
1212766	163000910 AIRS TA	9/16/2016	300	70.00	
1212759	163000903	9/16/2016	300		12,000,000.00
1212760	163000904	9/16/2016	300		5,610.71
1213499	163000909 AIRS TA	9/19/2016	300	8,640,763.27	
1213489	163000903	9/19/2016	300	4,219,704.03	
1213500	163000910 AIRS D€	9/19/2016	300	2,005,104.94	
1213496	163000907 AIRS TA	9/19/2016	300	7,243.50	
1213501	163000913 AIRS D€	9/19/2016	300	6,754.07	
1213502	163000914 AIRS D€	9/19/2016	300	4,025.95	
1213487	163000901	9/19/2016	300	3,513.36	
1213498	163000908 AIRS TA	9/19/2016	300	1,422.36	
1213488	163000902	9/19/2016	300	10.00	
1213491	163000905	9/19/2016	300	4.05	
1213490	163000904	9/19/2016	300		21,000,000.00
1213492	163000906	9/19/2016	300		420.00
1213922	163000909 AIRS TA	9/20/2016	300	13,522,392.51	
1213924	163000910 AIRS D€	9/20/2016	300	2,486,159.40	
1213909	163000902	9/20/2016	300	720,985.77	
1213927	163000913 AIRS D€	9/20/2016	300	55,193.76	
1213925	163000911 AIRS D€	9/20/2016	300	7,811.00	
1213921	163000908 AIRS TA	9/20/2016	300	7,270.15	
1213920	163000907 AIRS TA	9/20/2016	300	5,286.60	
1213899	163000901	9/20/2016	300	2,064.97	
1213928	163000914	9/20/2016	300	238.86	
1213926	163000912 AIRS D€	9/20/2016	300	214.52	
1213913	163000904	9/20/2016	300	210.00	
1213912	163000903	9/20/2016	300		12,000,000.00
1213914	163000905	9/20/2016	300		21,316.46
1214089	163000909 AIRS TA	9/21/2016	300	17,802,459.09	
1214066	163000902	9/21/2016	300	3,819,246.45	
1214090	163000910 AIRS D€	9/21/2016	300	2,499,240.23	
1214073	163000908 AIRS TA	9/21/2016	300	12,144.37	
1214093	163000913 AIRS D€	9/21/2016	300	10,051.49	
1214072	163000907 AIRS TA	9/21/2016	300	6,840.90	
1214092	163000912 AIRS D€	9/21/2016	300	2,643.86	
1214091	163000911 AIRS D€	9/21/2016	300	1,503.45	
1214064	163000901	9/21/2016	300	1,357.30	
1214099	163000904	9/21/2016	300		16,065.95
1214067	163000903	9/21/2016	300		15,000,000.00
1214806	163000909 AIRS TA	9/22/2016	300	13,476,715.67	
1214808	163000910 AIRS D€	9/22/2016	300	2,798,736.44	
1214784	163000902	9/22/2016	300	1,221,980.67	
1214805	163000908 AIRS TA	9/22/2016	300	15,308.09	
1214804	163000907 AIRS TA	9/22/2016	300	6,530.70	
1214783	163000901	9/22/2016	300	3,172.75	
1214810	163000912	9/22/2016	300	3,046.88	
1214809	163000911 AIRS D€	9/22/2016	300	400.00	
1214815	163000914 AIRS D€	9/22/2016	300	100.00	
1214812	163000913 AIRS D€	9/22/2016	300	50.00	
1214785	163000903	9/22/2016	300		17,000,000.00
1214786	163000904	9/22/2016	300		1,936.88
1215201	163000909 AIRS TA	9/23/2016	300	17,230,857.75	
1214956	163000903	9/23/2016	300	3,049,678.44	
1215253	163000910 AIRS D€	9/23/2016	300	2,447,685.00	

Run Date: 12/30/2016
 Run Time: 3:29:09PM

Demand Account Activity

Start Date: 7/1/2016 End Date: 12/30/2016

Page: 198
 User: 0

Jnl. Entry	Ref #	Trx. Date	Ledger	Debit Amount	Credit Amount
1215256	163000913 AIRS D€	9/23/2016	300	37,643.80	
1214961	163000907 AIRS TA	9/23/2016	300	12,325.94	
1215254	163000911 AIRS D€	9/23/2016	300	10,728.80	
1214962	163000908 AIRS TA	9/23/2016	300	10,064.34	
1214954	163000901	9/23/2016	300	4,595.58	
1215255	163000912 AIRS D€	9/23/2016	300	1,627.90	
1214955	163000902	9/23/2016	300	564.00	
1215257	163000914 AIRS D€	9/23/2016	300	300.00	
1214958	163000905	9/23/2016	300	50.00	
1214957	163000904	9/23/2016	300		23,000,000.00
1214960	163000915	9/23/2016	300		18,000,000.00
1215336	Correct Journal Entr	9/23/2016	300		18,836.89
1215646	163000903	9/26/2016	300	11,247,732.00	
1215652	16330909 AIRS TA>	9/26/2016	300	9,815,100.06	
1215654	163000911 AIRS D€	9/26/2016	300	2,219,933.65	
1215657	163000914 AIRS D€	9/26/2016	300	87,976.13	
1215651	163000908 AIRS TA	9/26/2016	300	29,416.50	
1215650	163000907 AIRS TA	9/26/2016	300	15,110.70	
1215644	163000901	9/26/2016	300	4,526.75	
1215656	163000913 AIRSS C	9/26/2016	300	1,627.42	
1215658	163000915 AIRS D€	9/26/2016	300	815.50	
1215655	163000912 AIRS D€	9/26/2016	300	400.00	
1215653	163000910 AIRS TA	9/26/2016	300	248.00	
1215645	163000902	9/26/2016	300	10.00	
1215647	163000904	9/26/2016	300		23,000,000.00
1215648	163000905	9/26/2016	300		16,685.11
1216042	163000909 AIRS TA	9/27/2016	300	12,221,845.67	
1216028	163000902	9/27/2016	300	6,637,511.15	
1216046	163000911 AIRS D€	9/27/2016	300	2,383,217.63	
1216050	163000914 AIRS D€	9/27/2016	300	140,131.14	
1216048	163000912 AIRS D€	9/27/2016	300	35,249.89	
1216081	1707233	9/27/2016	300	9,728.41	
1216038	163000907 AIRS TA	9/27/2016	300	9,068.40	
1216041	163000908 AIRS TA	9/27/2016	300	8,570.43	
1216049	163000913 AIRS D€	9/27/2016	300	1,333.45	
1216020	163000901	9/27/2016	300	1,093.75	
1216051	163000915 AIRS D€	9/27/2016	300	100.00	
1216044	163000910 AIRS TA	9/27/2016	300	26.00	
1216030	163000903	9/27/2016	300		23,000,000.00
1216032	163000904	9/27/2016	300		2,237.50
1216501	163000909 AIRS TA	9/28/2016	300	4,852,595.55	
1216491	163000903	9/28/2016	300	2,481,753.93	
1216506	163000911 AIRS D€	9/28/2016	300	2,460,253.02	
1216507	163000912 AIRS D€	9/28/2016	300	1,004,164.16	
1216509	163000914 AIRS D€	9/28/2016	300	22,566.54	
1216499	163000907 AIRS TA	9/28/2016	300	10,111.20	
1216500	163000908 AIRS TA	9/28/2016	300	2,872.37	
1216212	163000901	9/28/2016	300	2,120.82	
1216508	163000913 AIRS D€	9/28/2016	300	155.57	
1216490	163000901	9/28/2016	300	54.00	
1216505	163000910 AIARS T	9/28/2016	300	41.00	
1216492	163000904	9/28/2016	300		21,000,000.00
1216493	163000905	9/28/2016	300		13,589.74
1217675	163000910 AIRS D€	9/29/2016	300	2,969,274.13	
1217674	163000909 AIRS TA	9/29/2016	300	2,738,612.05	
1217669	163000902	9/29/2016	300	2,537,883.24	

Run Date: 12/30/2016
 Run Time: 3:29:09PM

Demand Account Activity

Start Date: 7/1/2016 End Date: 12/30/2016

Page: 199
 User: 0

Jnl. Entry	Ref #	Trx. Date	Ledger	Debit Amount	Credit Amount
1217672	163000907 AIRS TA	9/29/2016	300	14,202.76	
1217677	163000912 AIRS DE	9/29/2016	300	11,884.05	
1217673	163000908 AIRS TA	9/29/2016	300	9,333.35	
1217667	163000901	9/29/2016	300	4,709.38	
1217679	163000913 AIRS DE	9/29/2016	300	734.20	
1217676	163000911 AIRS DE	9/29/2016	300	325.00	
1217680	163000914 AIRS DE	9/29/2016	300	11.98	
1217684	163000903	9/29/2016	300		640.86
1218202	173000906check21	9/30/2016	300	3,888,300.06	
1218204	173000907sro airs d	9/30/2016	300	2,130,423.44	
1218228	1730002	9/30/2016	300	1,960,217.01	
1218198	173000905cash off i	9/30/2016	300	46,624.98	
1218208	173000908other airs	9/30/2016	300	8,907.07	
1218209	173000909cash off i	9/30/2016	300	7,253.28	
1217855	173000904sro airs	9/30/2016	300	6,237.00	
1218227	1730001	9/30/2016	300	1,278.07	
1218211	143000910ck21 airs	9/30/2016	300	53.56	
1218225	1727017	9/30/2016	300		1,000,000.00
1218229	1730011	9/30/2016	300		26,438.61
1218281	163001002	10/3/2016	300	3,199,347.44	
1218280	163001001	10/3/2016	300	7,757.55	
1218284	163001003	10/3/2016	300		10,390.82
1219122	163001008 AIRS DE	10/4/2016	300	4,846,655.02	
1219112	163001002	10/4/2016	300	2,232,766.78	
1219120	163001007 AIRS TA	10/4/2016	300	12,018.60	
1219126	163001012 AIRS DE	10/4/2016	300	3,614.72	
1219124	163001011 AIRS DE	10/4/2016	300	1,350.00	
1219111	163001001	10/4/2016	300	429.44	
1219116	163001005	10/4/2016	300	68.00	
1219113	163001003	10/4/2016	300		10,915.98
1219115	163001004	10/4/2016	300		20,000,000.00
1219499	163001010 AIRS DE	10/5/2016	300	2,978,642.18	
1219487	163001002	10/5/2016	300	2,294,807.78	
1219497	163001009 AIRS TA	10/5/2016	300	1,812,869.63	
1219500	163001011 AIRS DE	10/5/2016	300	1,585,853.04	
1219495	163001008 AIRS TA	10/5/2016	300	20,574.79	
1219493	163001007 AIRS TA	10/5/2016	300	6,022.50	
1219504	163001013 AIRS DE	10/5/2016	300	5,922.50	
1219408	163001001	10/5/2016	300	3,864.47	
1219502	163001012 AIRS DE	10/5/2016	300	124.08	
1219588	163001005	10/5/2016	300		6,227,999.75
1219489	163001003	10/5/2016	300		8,116.50
1219859	163001009 AIRS TA	10/6/2016	300	4,198,547.53	
1219860	163001010 AIRS DE	10/6/2016	300	3,212,566.47	
1219854	163001002	10/6/2016	300	1,847,764.33	
1219863	163001013 AIRS DE	10/6/2016	300	1,756,252.38	
1219857	163001007 AIRS TA	10/6/2016	300	7,939.80	
1219858	163001008 AIRS TA	10/6/2016	300	6,879.71	
1219853	163001001	10/6/2016	300	6,085.64	
1219862	163001012 AIRS DE	10/6/2016	300	4,831.79	
1219864	163001014 AIRS DE	10/6/2016	300	2,359.00	
1219861	163001011 AIRS DE	10/6/2016	300	601.56	
1219856	163001004	10/6/2016	300	100.00	
1219855	163001003	10/6/2016	300	50.00	
1219869	163001005	10/6/2016	300		2,051.25
1220323	163001002	10/7/2016	300	4,739,270.70	

Run Date: 12/30/2016
 Run Time: 3:29:09PM

Demand Account Activity

Page: 200
 User: 0

Start Date: 7/1/2016 End Date: 12/30/2016

Jnl. Entry	Ref #	Trx. Date	Ledger	Debit Amount	Credit Amount
1220333	163001010 AIRS D€	10/7/2016	300	2,348,410.54	
1220332	163001009 AIRS TA	10/7/2016	300	2,030,356.66	
1220336	163001013 AIRS D€	10/7/2016	300	622,232.93	
1220334	163001011 AIRS D€	10/7/2016	300	41,437.51	
1220331	163001008 AIRS TA	10/7/2016	300	10,435.04	
1220330	163001007 AIRS TA	10/7/2016	300	5,346.00	
1220321	163001001	10/7/2016	300	1,999.44	
1220335	163001012 AIRS D€	10/7/2016	300	1,758.93	
1220324	163001003	10/7/2016	300		19,000,000.00
1220325	163001004	10/7/2016	300		6,531.85
1220737	Back Out Journal Er	10/10/2016	300	11,000,000.00	
1220492	173001002	10/10/2016	300	4,601,290.16	
1220491	173001001	10/10/2016	300	4,075.50	
1220495	173001003	10/10/2016	300		11,000,000.00
1221006	163001009 AIRS TA	10/11/2016	300	5,343,002.38	
1221007	163001010 AIRS D€	10/11/2016	300	4,304,216.58	
1220996	163001002	10/11/2016	300	2,986,963.93	
1221010	163001013 AIRS D€	10/11/2016	300	123,904.00	
1221005	163001008 AIRS TA	10/11/2016	300	28,591.32	
1221004	163001007 AIRS TA	10/11/2016	300	16,787.10	
1221009	163001012 AIRS D€	10/11/2016	300	12,396.61	
1221008	163001011 AIRS D€	10/11/2016	300	4,219.74	
1220941	163001001	10/11/2016	300	2,045.10	
1220997	163001003	10/11/2016	300		11,000,000.00
1220998	163001004	10/11/2016	300		51,615.07
1221386	163001009 AIRS TA	10/12/2016	300	3,543,846.34	
1221374	163001002	10/12/2016	300	2,639,080.39	
1221387	163001010 AIRS TA	10/12/2016	300	1,119,491.74	
1221389	163001012 AIRS D€	10/12/2016	300	1,057,623.42	
1221384	163001007 AIRS TA	10/12/2016	300	4,742.10	
1221373	163001001	10/12/2016	300	2,469.22	
1221385	163001008 AIRS TA	10/12/2016	300	2,424.19	
1221388	163001011 AIRS D€	10/12/2016	300	1,027.19	
1221376	163001004	10/12/2016	300	10.00	
1221487	Correct Journal Entr	10/12/2016	300	10.00	
1221375	163001003	10/12/2016	300		10,000,000.00
1221377	163001005	10/12/2016	300		1,042.36
1221483	Back Out Journal Er	10/12/2016	300		10.00
1222621	173001003	10/13/2016	300	5,085,893.06	
1222629	173001007SRO AIR	10/13/2016	300	3,248,155.17	
1222628	173001006CHECK2	10/13/2016	300	73,648.41	
1222631	173001009CASH OI	10/13/2016	300	14,916.03	
1222623	173001004SRO AIR	10/13/2016	300	7,751.70	
1222632	173001010CHECK2	10/13/2016	300	7,349.60	
1222627	173001005CASH OI	10/13/2016	300	3,973.34	
1222633	173001011FOREIGI	10/13/2016	300	3,962.10	
1222619	173001001	10/13/2016	300	3,361.10	
1222630	173001008OTHER /	10/13/2016	300	1,976.09	
1222620	173001002	10/13/2016	300	10.00	
1222622	173001012	10/13/2016	300		335.75
1222636	172701004	10/13/2016	300		13,000,000.00
1223133	173001005check 21	10/14/2016	300	4,241,403.56	
1223126	173001002	10/14/2016	300	3,321,795.57	
1223136	173001006sro airs d	10/14/2016	300	2,151,122.56	
1223144	173001009CK21AIF	10/14/2016	300	683,925.48	
1223128	173001003sro airs	10/14/2016	300	8,992.50	

Run Date: 12/30/2016
 Run Time: 3:29:09PM

Demand Account Activity

Start Date: 7/1/2016 End Date: 12/30/2016

Page: 201
 User: 0

Jnl. Entry	Ref #	Trx. Date	Ledger	Debit Amount	Credit Amount
1223143	173001008	cash offa	10/14/2016	300	8,271.77
1223131	173001004	cash off :	10/14/2016	300	8,188.50
1223124	173001001		10/14/2016	300	3,759.14
1223146	173001010	FOREIGI	10/14/2016	300	530.50
1223139	173001007	other airc	10/14/2016	300	500.00
1223107	172701001		10/14/2016	300	12,000,000.00
1223184	173001011		10/14/2016	300	9,351.29
1223550	163001002		10/17/2016	300	37,630,548.37
1223558	163001009	AIRS TA	10/17/2016	300	2,657,776.24
1223559	163001010	AIRS D€	10/17/2016	300	2,204,324.95
1223562	163001013		10/17/2016	300	734,614.32
1223560	163001011	AIRS D€	10/17/2016	300	8,702.32
1223556	163001007	AIRS TA	10/17/2016	300	8,692.20
1223557	163001008	AIRS TA	10/17/2016	300	4,285.97
1223549	163001001		10/17/2016	300	3,392.10
1223561	163001012	AIRS D€	10/17/2016	300	3,267.16
1223551	163001003		10/17/2016	300	9,000,000.00
1223552	163001004		10/17/2016	300	11,000,000.00
1223647	Correct Journal Entr		10/17/2016	300	649.00
1223991	163001009	AIRS TA	10/18/2016	300	6,071,509.34
1223982	163001002		10/18/2016	300	3,752,975.47
1223992	163001010	AIRS D€	10/18/2016	300	2,271,282.04
1223995	163001013	AIRS D€	10/18/2016	300	186,129.45
1223993	163001011	AIRS D€	10/18/2016	300	15,857.15
1223994	163001012	AIRS D€	10/18/2016	300	6,974.54
1223989	163001007	AIRS TA	10/18/2016	300	4,903.80
1223990	163001008	AIRS TA	10/18/2016	300	3,050.91
1223933	163001001		10/18/2016	300	1,181.00
1223983	163001003		10/18/2016	300	11,000,000.00
1223984	163001004		10/18/2016	300	267.79
1224125	163001009	AIRS TA	10/19/2016	300	4,239,646.90
1224116	163001002		10/19/2016	300	2,950,392.26
1224127	163001010	AIRS D€	10/19/2016	300	2,432,120.09
1224130	163001013	AIRS D€	10/19/2016	300	169,429.01
1224124	163001008	AIRS TA	10/19/2016	300	12,028.89
1224123	163001007	AIRS TA	10/19/2016	300	10,998.90
1224129	163001012	AIRS D€	10/19/2016	300	4,197.61
1224115	163001001		10/19/2016	300	3,058.10
1224128	163001011	AIRS D€	10/19/2016	300	557.55
1224118	163001003		10/19/2016	300	10,000,000.00
1224120	163001004		10/19/2016	300	7,106.50
1224627	163001009	AIRS TA	10/20/2016	300	5,502,579.85
1224607	163001002		10/20/2016	300	4,087,938.22
1224630	163001010	AIRS D€	10/20/2016	300	2,359,036.04
1224634	163001013	AIRS D€	10/20/2016	300	31,586.35
1224621	163001007	AIRS TA	10/20/2016	300	10,058.40
1224624	163001008	AIRS TA	10/20/2016	300	6,712.52
1224606	163001001		10/20/2016	300	5,135.59
1224633	163001012	AIRS D€	10/20/2016	300	1,008.34
1224635	163001014	AIRS D€	10/20/2016	300	441.20
1224632	163001011	AIRS D€	10/20/2016	300	350.00
1224608	163001003		10/20/2016	300	22,000,000.00
1224616	163001004		10/20/2016	300	250.00
1224617	163001005		10/20/2016	300	21,135,604.79
1225490	163001009	AIRS TA	10/21/2016	300	9,073,255.50
1225492	163001010	AIRS D€	10/21/2016	300	1,972,096.61

Run Date: 12/30/2016
 Run Time: 3:29:09PM

Demand Account Activity

Page: 202
 User: 0

Start Date: 7/1/2016 End Date: 12/30/2016

Jnl. Entry	Ref #	Trx. Date	Ledger	Debit Amount	Credit Amount
1225482	163001002	10/21/2016	300	1,866,326.49	
1225498	163001013 AIRS D€	10/21/2016	300	157,568.52	
1225487	163001007 AIRS TA	10/21/2016	300	10,309.20	
1225489	163001008 AIRS TA	10/21/2016	300	4,913.36	
1225480	163001001	10/21/2016	300	2,642.50	
1225496	163001012 AIRS D€	10/21/2016	300	861.79	
1225494	163001011 AIRS D€	10/21/2016	300	500.00	
1225499	163001014 AIRS D€	10/21/2016	300	200.00	
1225483	163001003	10/21/2016	300		2,560.17
1225933	163001009 AIRS TA	10/24/2016	300	16,265,830.32	
1225893	163001003	10/24/2016	300	11,976,103.42	
1225937	163001010 AIRS D€	10/24/2016	300	1,829,396.06	
1225943	163001012 AIRS D€	10/24/2016	300	38,544.47	
1225930	163001008 AIRS TA	10/24/2016	300	28,166.70	
1225882	163001001	10/24/2016	300	7,782.95	
1225940	163001011 AIRS D€	10/24/2016	300	5,331.55	
1225925	163001007 AIRS TA	10/24/2016	300	4,233.90	
1225890	163001002	10/24/2016	300	10.00	
1225911	162701003	10/24/2016	300		14,000,000.00
1225896	163001004	10/24/2016	300		13,000,000.00
1225904	163001005	10/24/2016	300		576.19
1226333	163001009 AIRS TA	10/25/2016	300	11,244,827.18	
1226325	163001002	10/25/2016	300	6,696,719.52	
1226334	163001010 AIRS D€	10/25/2016	300	1,870,057.05	
1226339	163001013 AIRS D€	10/25/2016	300	17,432.95	
1226331	163001007 AIRS TA	10/25/2016	300	7,009.20	
1226336	163001011 AIRS D€	10/25/2016	300	6,430.00	
1226332	163001008 AIRS TA	10/25/2016	300	4,791.23	
1226324	163001001	10/25/2016	300	2,267.64	
1226337	163001012 AIRS D€	10/25/2016	300	902.12	
1226341	163001014 AIRS D€	10/25/2016	300	640.50	
1226329	163001003	10/25/2016	300		30,144,475.07
1226330	163001004	10/25/2016	300		2,170.34
1226756	163001009 AIRS TA	10/26/2016	300	8,809,936.98	
1226746	163001002	10/26/2016	300	2,643,261.06	
1226757	163001010 AIRS D€	10/26/2016	300	2,151,969.76	
1226755	163001008 AIRS TA	10/26/2016	300	36,060.71	
1226758	163001011 AIRS D€	10/26/2016	300	12,211.39	
1226753	163001007 AIRS TA	10/26/2016	300	5,916.90	
1226693	163001001	10/26/2016	300	1,978.80	
1226759	163001012 AIRS D€	10/26/2016	300	274.00	
1226760	163001013 AIRS D€	10/26/2016	300	56.00	
1226747	163001003	10/26/2016	300		6,308.13
1226748	163001004	10/26/2016	300		19,000,000.00
1227966	163001009 AIRS TA	10/27/2016	300	8,039,405.10	
1227956	163001002	10/27/2016	300	6,655,143.59	
1227967	163001010 AIRS D€	10/27/2016	300	2,630,517.60	
1227970	163001013 AIRS D€	10/27/2016	300	14,980.61	
1227964	163001007 AIRS TA	10/27/2016	300	12,645.60	
1227999	1709823	10/27/2016	300	10,282.61	
1227968	163001011 AIRS D€	10/27/2016	300	3,716.00	
1227965	163001008 AIRS TA	10/27/2016	300	3,652.41	
1227969	163001012 AIRS D€	10/27/2016	300	3,196.26	
1226927	163001001	10/27/2016	300	1,701.04	
1227957	163001003	10/27/2016	300		13,000,000.00
1227963	163001004	10/27/2016	300		15,101.71

Run Date: 12/30/2016
 Run Time: 3:29:09PM

Demand Account Activity

Page: 203
 User: 0

Start Date: 7/1/2016 End Date: 12/30/2016

Jnl. Entry	Ref #	Trx. Date	Ledger	Debit Amount	Credit Amount
1228619	163001002	10/28/2016	300	3,189,672.19	
1228632	163001009 AIRS TA	10/28/2016	300	2,734,983.55	
1228633	163001010 AIRS DE	10/28/2016	300	1,916,427.30	
1228634	163001011 AIRS DE	10/28/2016	300	915,254.80	
1228636	163001012 AIRS DE	10/28/2016	300	15,236.19	
1228631	163001008 AIRS TA	10/28/2016	300	13,257.91	
1228630	163001007 AIRS TA	10/28/2016	300	6,052.20	
1228618	163001001	10/28/2016	300	3,160.03	
1228620	163001003	10/28/2016	300	79.60	
1228621	163001004	10/28/2016	300		18,000,000.00
1228622	163001005	10/28/2016	300		9,437.04
1229515	173001005CHECK2	10/31/2016	300	2,706,824.60	
1229516	173001006SRO AIR	10/31/2016	300	2,245,290.03	
1229510	173001002	10/31/2016	300	1,134,053.36	
1229520	173001007OTHER /	10/31/2016	300	44,793.07	
1229525	1730010009CHECK	10/31/2016	300	28,764.51	
1229512	173001004CASH OI	10/31/2016	300	14,545.94	
1229522	173001008CASH OI	10/31/2016	300	13,991.04	
1229511	173001003sro airs	10/31/2016	300	5,520.90	
1229509	173001001	10/31/2016	300	3,719.00	
1229508	172701007	10/31/2016	300		9,000,000.00
1229537	173001010RETURN	10/31/2016	300		10,973.94
1229948	163001103	11/1/2016	300	3,723,760.62	
1229973	163001105	11/1/2016	300	137,748.23	
1229940	163001101	11/1/2016	300	5,518.83	
1229947	163001102	11/1/2016	300	286.00	
1229949	163001104	11/1/2016	300		113,310.73
1230032	163001108 AIRS DE	11/2/2016	300	4,367,380.99	
1230028	163001102	11/2/2016	300	921,758.91	
1230031	163001107 AIRS TA	11/2/2016	300	17,590.65	
1230027	163001101	11/2/2016	300	1,893.75	
1230035	163001110 AIRS DE	11/2/2016	300	1,512.11	
1230034	163001109 AIRS DE	11/2/2016	300	1,250.00	
1230029	163001103	11/2/2016	300		7,000,000.00
1230042	163001104	11/2/2016	300		5,924.72
1230725	163001109 AIRS TA	11/3/2016	300	2,938,733.68	
1230726	163001110 AIRS DE	11/3/2016	300	2,415,596.94	
1230727	163001111 AIRS DE	11/3/2016	300	1,820,726.06	
1230717	163001103	11/3/2016	300	714,675.97	
1230729	163001113 AIRS DE	11/3/2016	300	240,765.76	
1230722	163001107 AIRS TA	11/3/2016	300	16,226.10	
1230724	163001108 AIRS TA	11/3/2016	300	9,692.90	
1230715	163001101	11/3/2016	300	5,458.83	
1230730	163001114 AIRS DE	11/3/2016	300	699.40	
1230728	163001112 AIRS DE	11/3/2016	300	493.88	
1230719	163001105	11/3/2016	300	100.00	
1230716	163001102	11/3/2016	300	10.00	
1230718	163001104	11/3/2016	300		2,000,000.00
1230720	163001106	11/3/2016	300		3,828.14
1231119	163001110 AIRS DE	11/4/2016	300	2,055,463.78	
1231113	163001103	11/4/2016	300	2,029,821.81	
1231118	163001109 AIRS TA	11/4/2016	300	1,380,484.70	
1231124	163001113 AIRS DE	11/4/2016	300	180,724.33	
1231117	163001108 AIRS TA	11/4/2016	300	14,622.19	
1231116	163001107 AIRS TA	11/4/2016	300	9,223.50	
1231111	163001101	11/4/2016	300	3,430.53	

Run Date: 12/30/2016
 Run Time: 3:29:09PM

Demand Account Activity

Start Date: 7/1/2016 End Date: 12/30/2016

Page: 204
 User: 0

Jnl. Entry	Ref #	Trx. Date	Ledger	Debit Amount	Credit Amount
1231122	163001112 AIRS D€	11/4/2016	300	1,826.22	
1231120	1630011111 AIRS C	11/4/2016	300	275.00	
1231112	163001102	11/4/2016	300	30.00	
1231114	163001104	11/4/2016	300		6,000,000.00
1231115	163001105	11/4/2016	300		2,493.07
1231532	163001103	11/7/2016	300	4,636,529.00	
1231537	163001109 AIRS TA	11/7/2016	300	2,472,196.57	
1231538	163001110 AIRS D€	11/7/2016	300	1,932,809.57	
1231543	163001113 AIRS D€	11/7/2016	300	26,997.27	
1231535	163001107 AIRS TA	11/7/2016	300	12,658.80	
1231536	163001108 AIRS TA	11/7/2016	300	10,820.07	
1231542	163001112 AIRS D€	11/7/2016	300	7,907.61	
1231530	163001101	11/7/2016	300	2,346.00	
1231540	163001111 AIRS D€	11/7/2016	300	450.00	
1231531	163001102	11/7/2016	300	55.00	
1231533	163001104	11/7/2016	300		7,000,000.00
1231579	163001105	11/7/2016	300		1,527.00
1231688	163001102	11/8/2016	300	5,149,870.08	
1231692	163001109 AIRS TA	11/8/2016	300	2,524,730.64	
1231693	163001110 AIRS D€	11/8/2016	300	2,062,517.03	
1231691	163001108 AIRS TA	11/8/2016	300	10,891.21	
1231694	163001111 AIRS D€	11/8/2016	300	10,582.12	
1231690	163001107 AIRS TA	11/8/2016	300	8,763.15	
1231687	163001101	11/8/2016	300	5,570.82	
1231696	163001113 AIRS D€	11/8/2016	300	3,864.26	
1231695	163001112 AIRS D€	11/8/2016	300	1,928.60	
1231703	163001105	11/8/2016	300	50.00	
1231689	163001103	11/8/2016	300		6,000,000.00
1231702	163001104	11/8/2016	300		10,000,000.00
1232001	163001106	11/8/2016	300		2,301.44
1232455	163001109 AIRS TA	11/9/2016	300	4,045,783.23	
1232445	163001102	11/9/2016	300	3,463,489.62	
1232456	163001110 AIRS D€	11/9/2016	300	2,255,453.62	
1232448	163001107 AIRS TA	11/9/2016	300	9,424.80	
1232458	163001112 AIRS D€	11/9/2016	300	3,740.27	
1232444	163001101	11/9/2016	300	3,651.33	
1232459	163001113 AIRS D€	11/9/2016	300	3,423.22	
1232454	163001108 AIRS TA	11/9/2016	300	2,188.22	
1232457	163001111 AIRS D€	11/9/2016	300	550.00	
1232464	163001103	11/9/2016	300		23,267.97
1232466	163001103	11/9/2016	300		9,000,000.00
1233640	163001109 AIRS TA	11/10/2016	300	3,510,365.41	
1233553	163001102	11/10/2016	300	3,039,284.03	
1233641	163001110 AIRS D€	11/10/2016	300	2,458,577.68	
1233665	1711004	11/10/2016	300	10,491.52	
1233644	163001113 AIRS D€	11/10/2016	300	8,843.72	
1233638	163001107 AIRS TA	11/10/2016	300	8,068.50	
1232823	163001101	11/10/2016	300	4,880.81	
1233643	163001112 AIRS D€	11/10/2016	300	4,680.11	
1233639	163001108 AIRS TA	11/10/2016	300	4,252.78	
1233642	163001111 AIRS D€	11/10/2016	300	450.00	
1233635	163001103	11/10/2016	300		10,000,000.00
1233648	163001104	11/10/2016	300		7,363.00
1234186	173001103	11/14/2016	300	8,578,332.80	
1234218	Correct Journal Entr	11/14/2016	300	8,578,322.80	
1234190	173001107ck21 airs	11/14/2016	300	2,781,322.69	

Run Date: 12/30/2016
 Run Time: 3:29:09PM

Demand Account Activity

Page: 205
 User: 0

Start Date: 7/1/2016 End Date: 12/30/2016

Jnl. Entry	Ref #	Trx. Date	Ledger	Debit Amount	Credit Amount
1234191	173001108sro dsmv	11/14/2016	300	1,874,903.70	
1234197	173001110cash off :	11/14/2016	300	15,231.18	
1234189	173001106cash off :	11/14/2016	300	13,567.60	
1234188	173001105sro airs	11/14/2016	300	6,177.60	
1234199	173001111check21	11/14/2016	300	2,636.85	
1234184	173001101	11/14/2016	300	1,996.25	
1234200	173001112	11/14/2016	300	1,760.00	
1234185	173001102	11/14/2016	300	620.00	
1234192	173001109other airs	11/14/2016	300	375.00	
1234187	173001104	11/14/2016	300		10,002.95
1234179	172701113	11/14/2016	300		10,000,000.00
1234217	Back Out Journal Er	11/14/2016	300		8,578,332.80
1234846	173001102	11/15/2016	300	8,869,225.65	
1234833	173001105CHECK2	11/15/2016	300	2,003,702.37	
1234834	173001106SROAIR:	11/15/2016	300	1,740,981.44	
1234832	173001104CASH OI	11/15/2016	300	20,472.74	
1234836	173001108CASH OI	11/15/2016	300	11,869.36	
1234845	173001101	11/15/2016	300	5,045.61	
1234829	173001103SRO AIR	11/15/2016	300	4,719.00	
1234835	173001107OTHER /	11/15/2016	300	2,116.00	
1234837	173001109CHECK :	11/15/2016	300	215.69	
1234848	173001110	11/15/2016	300		3,991.14
1234823	172701102	11/15/2016	300		12,000,000.00
1234912	173001103	11/16/2016	300	7,893,871.34	
1235288	173001105CHECK2	11/16/2016	300	2,264,841.10	
1235289	173001106SRO AIR	11/16/2016	300	2,158,838.11	
1235292	173001109 ck21 airs	11/16/2016	300	19,698.98	
1235290	173001107OTHER /	11/16/2016	300	17,001.89	
1235264	173001103SRO AIR	11/16/2016	300	9,471.00	
1235287	173001104CASH OI	11/16/2016	300	8,853.21	
1235291	173001108CASH OI	11/16/2016	300	5,972.49	
1235310	Back Out Journal Er	11/16/2016	300	5,017.00	
1234910	173001101	11/16/2016	300	889.34	
1234911	163001102	11/16/2016	300	30.00	
1234906	172701101	11/16/2016	300		13,000,000.00
1234913	173001104	11/16/2016	300		5,017.00
1235259	173001104	11/16/2016	300		5,017.00
1235716	173001107check21	11/17/2016	300	6,222,863.83	
1235710	173001103	11/17/2016	300	4,417,582.68	
1235717	173001108sro airs d	11/17/2016	300	3,136,574.03	
1235720	173001111CHECK2	11/17/2016	300	26,176.90	
1235715	173001106CASH OI	11/17/2016	300	8,498.65	
1235714	173001105SRO AIR	11/17/2016	300	5,402.10	
1235685	173001101	11/17/2016	300	2,108.94	
1235709	173001102	11/17/2016	300	925.00	
1235719	173001110cash off :	11/17/2016	300	879.14	
1235718	173001109other airs	11/17/2016	300	450.00	
1235711	173001104	11/17/2016	300		2,760.86
1235721	172701101	11/17/2016	300		13,000,000.00
1236130	173001102	11/18/2016	300	11,868,152.61	
1236181	173001105CASH OI	11/18/2016	300	3,558,429.77	
1236182	173001106CHECK2	11/18/2016	300	3,558,429.77	
1236184	173001108SRO AIR	11/18/2016	300	2,167,046.38	
1236257	Correct Journal Entr	11/18/2016	300	13,695.24	
1236169	173001104sroairs	11/18/2016	300	13,609.20	
1236191	173001111check21	11/18/2016	300	5,937.18	

Run Date: 12/30/2016
 Run Time: 3:29:09PM

Demand Account Activity

Start Date: 7/1/2016 End Date: 12/30/2016

Page: 206
 User: 0

Jnl. Entry	Ref #	Trx. Date	Ledger	Debit Amount	Credit Amount
1236129	173001101	11/18/2016	300	4,271.71	
1236189	173001110cash off	11/18/2016	300	883.11	
1236186	17301109OTHER A	11/18/2016	300	425.00	
1236183	173001107FOREIGI	11/18/2016	300	16.21	
1236106	172701103	11/18/2016	300		14,000,000.00
1236109	173001103	11/18/2016	300		34,257.48
1236239	Back Out Journal Er	11/18/2016	300		3,558,429.77
1236555	163001102	11/21/2016	300	3,329,372.10	
1236622	163001109 AIRS TA	11/21/2016	300	3,317,951.34	
1236624	163001110 AIRS D	11/21/2016	300	2,022,617.85	
1236620	163001108 AIRS TA	11/21/2016	300	55,602.10	
1236616	163001107 AIRS TA	11/21/2016	300	13,374.90	
1236554	163001101	11/21/2016	300	6,671.47	
1236627	163001113 AIRS D	11/21/2016	300	4,750.53	
1236626	163001112 AIRS D	11/21/2016	300	2,294.34	
1236625	163001111 AIRS D	11/21/2016	300	300.00	
1236556	163001103	11/21/2016	300		17,000,000.00
1236557	163001104	11/21/2016	300		1,941.50
1236668	163001109 AIRS TA	11/22/2016	300	4,217,156.61	
1236662	163001102	11/22/2016	300	1,936,066.27	
1236669	163001110 AIRS D	11/22/2016	300	1,668,797.71	
1236670	163001111 AIRS D	11/22/2016	300	49,531.50	
1236672	163001113 AIRS D	11/22/2016	300	27,040.55	
1236666	163001107 AIRS TA	11/22/2016	300	9,170.70	
1236659	163001101	11/22/2016	300	8,342.17	
1236667	163001108 AIRS TA	11/22/2016	300	5,809.57	
1236671	163001112 AIRS D	11/22/2016	300	500.00	
1237002	163001104	11/22/2016	300		1,791.80
1236678	163001103	11/22/2016	300		9,000,000.00
1237164	163001109 AIRS TA	11/23/2016	300	3,740,357.19	
1237155	163001102	11/23/2016	300	3,565,134.03	
1237166	163001110 AIRS D	11/23/2016	300	2,364,306.44	
1237167	163001111 AIRS D	11/23/2016	300	221,572.00	
1237170	163001113 AIRS D	11/23/2016	300	24,696.90	
1237162	163001108 AIRS TA	11/23/2016	300	12,314.68	
1237159	163001107 AIRS T	11/23/2016	300	4,105.20	
1237153	163001101	11/23/2016	300	3,891.00	
1237169	163001112 AIRS D	11/23/2016	300	3,880.78	
1237157	163001103	11/23/2016	300		8,000,000.00
1237179	163001104	11/23/2016	300		154.00
1238803	163001109 AIRS TA	11/28/2016	300	8,788,409.48	
1238703	163001103	11/28/2016	300	6,324,727.70	
1238804	163001110 AIRS D	11/28/2016	300	2,792,326.90	
1238801	163001107 AIRS TA	11/28/2016	300	18,189.60	
1238807	163001113 AIRS D	11/28/2016	300	11,208.18	
1238802	163001108 AIRS TA	11/28/2016	300	10,941.23	
1238806	163001112 AIRS D	11/28/2016	300	4,098.60	
1238697	163001101	11/28/2016	300	3,998.17	
1238702	163001102	11/28/2016	300	1,390.26	
1238805	163001111 AIRS D	11/28/2016	300	525.00	
1238704	163001104	11/28/2016	300		9,417.44
1238705	163001105	11/28/2016	300		24,000,000.00
1239136	163001109 AIRS TA	11/29/2016	300	5,867,892.32	
1239128	163001102	11/29/2016	300	3,084,244.93	
1239137	163001110 AIRS D	11/29/2016	300	2,638,871.99	
1239138	163001111 AIRS D	11/29/2016	300	873,110.00	

Run Date: 12/30/2016
 Run Time: 3:29:09PM

Demand Account Activity

Start Date: 7/1/2016 End Date: 12/30/2016

Page: 207
 User: 0

Jnl. Entry	Ref #	Trx. Date	Ledger	Debit Amount	Credit Amount
1239135	163001108 AIRS TA	11/29/2016	300	28,656.93	
1239133	163001107 AIRS TA	11/29/2016	300	5,883.90	
1239127	163001101	11/29/2016	300	4,012.00	
1239139	163001112 AIRS D€	11/29/2016	300	1,977.36	
1239140	163001113 AIRS D€	11/29/2016	300	84.13	
1239129	163001103	11/29/2016	300		3,000,000.00
1239132	163001104	11/29/2016	300		2,381.30
1239310	163001109 AIRS TA	11/30/2016	300	9,375,501.26	
1239304	163001102	11/30/2016	300	7,302,318.51	
1239311	163001110 AIRS D€	11/30/2016	300	2,254,243.31	
1239314	163001113 AIRS D€	11/30/2016	300	119,297.05	
1239309	163001108 AIRS TA	11/30/2016	300	11,868.81	
1239313	163001112 AIRS D€	11/30/2016	300	3,568.78	
1239308	163001107 AIRS TA	11/30/2016	300	2,662.10	
1239302	163001101	11/30/2016	300	2,084.57	
1239312	163001111 AIRS D€	11/30/2016	300	1,050.00	
1239318	163001103	11/30/2016	300		13,000,000.00
1239646	163001104	11/30/2016	300		1,673.30
1240011	163001203	12/1/2016	300	1,531,838.09	
1240009	163001201	12/1/2016	300	4,958.61	
1240010	163001202	12/1/2016	300	100.00	
1240013	163001205	12/1/2016	300	100.00	
1240137	Correct Journal Entr	12/1/2016	300	100.00	
1240012	163001204	12/1/2016	300		15,000,000.00
1240039	163001106	12/1/2016	300		20,801.35
1240105	163001215	12/1/2016	300		3,338,442.01
1240126	Back Out Journal Er	12/1/2016	300		100.00
1240590	163001108 AIRS D€	12/2/2016	300	6,065,813.51	
1240586	163001202	12/2/2016	300	2,086,522.64	
1240588	163001107 AIRS TA	12/2/2016	300	22,183.60	
1240591	163001109 AIRS D€	12/2/2016	300	9,701.58	
1240592	163001110 AIRS D€	12/2/2016	300	3,536.23	
1240585	163001201	12/2/2016	300	609.50	
1240615	163001205	12/2/2016	300	90.00	
1240598	163001203	12/2/2016	300		3,000,000.00
1240602	163001204	12/2/2016	300		17,545.21
1240983	163001209	12/5/2016	300	2,078,498.42	
1240988	163001212 AIRS D€	12/5/2016	300	2,052,723.09	
1240986	163001211 AIRS D€	12/5/2016	300	2,005,360.81	
1240978	163001202	12/5/2016	300	1,813,752.61	
1240993	163001214 AIRS D€	12/5/2016	300	60,995.86	
1240982	163001208 AIRS TA	12/5/2016	300	20,294.76	
1240981	163001207 AIRS TA	12/5/2016	300	5,867.40	
1240924	163001201	12/5/2016	300	4,221.15	
1240991	163001213 AIRS D€	12/5/2016	300	281.13	
1240984	163001210 AIRS TA	12/5/2016	300	86.85	
1240995	163001215 AIRS D€	12/5/2016	300	15.00	
1241004	163001204	12/5/2016	300		5,931.35
1240979	163001203	12/5/2016	300		7,000,000.00
1241393	163001203	12/6/2016	300	4,081,446.20	
1241399	163001210 AIRS D€	12/6/2016	300	2,188,568.56	
1241398	163001209 AIRS TA	12/6/2016	300	1,495,845.43	
1241402	163001213 AIRS D€	12/6/2016	300	23,825.20	
1241397	163001208 AIRS TA	12/6/2016	300	6,128.10	
1241396	163001207 AIRS TA	12/6/2016	300	4,425.30	
1241391	163001201	12/6/2016	300	3,893.11	

Run Date: 12/30/2016
 Run Time: 3:29:09PM

Demand Account Activity

Page: 208
 User: 0

Start Date: 7/1/2016 End Date: 12/30/2016

Jnl. Entry	Ref #	Trx. Date	Ledger	Debit Amount	Credit Amount
1241401	163001212 AIRS D€	12/6/2016	300	2,363.28	
1241400	163001211 AIRS D€	12/6/2016	300	1,125.00	
1241392	163001202	12/6/2016	300	260.00	
1241519	163001206	12/6/2016	300	50.00	
1241394	163001204	12/6/2016	300		8,000,000.00
1241408	163001205	12/6/2016	300		10,914.79
1241925	163001202	12/7/2016	300	7,510,017.86	
1241934	163001210 AIRS D€	12/7/2016	300	2,315,942.45	
1241933	163001209 AIRS TA	12/7/2016	300	2,230,299.50	
1241935	163001211 AIRS D€	12/7/2016	300	31,506.90	
1241937	163001213 AIRS D€	12/7/2016	300	16,782.45	
1241931	163001207 AIRS TA	12/7/2016	300	8,055.30	
1241936	163001212 AIRS D€	12/7/2016	300	5,194.47	
1241932	163001208 AIRS TA	12/7/2016	300	2,748.52	
1241924	163001201	12/7/2016	300	2,235.39	
1241938	163001214 AIRS D€	12/7/2016	300	211.81	
1241926	163001203	12/7/2016	300		8,000,000.00
1241927	163001204	12/7/2016	300		1,127.50
1243157	163001203	12/8/2016	300	5,197,041.27	
1243165	163001209 AIRS TA	12/8/2016	300	4,187,483.80	
1243167	163001211 AIRS D€	12/8/2016	300	2,842,672.23	
1243169	163001213 AIRS D€	12/8/2016	300	32,836.65	
1243163	163001207 AIRS TA	12/8/2016	300	6,458.10	
1243164	163001208 AIRS TA	12/8/2016	300	4,896.42	
1243168	163001212 AIRS D€	12/8/2016	300	4,210.10	
1243150	163001201	12/8/2016	300	4,108.00	
1243166	163001210 AIRS TA	12/8/2016	300	488.48	
1243170	163001214 AIRS D€	12/8/2016	300	171.25	
1243156	163001202	12/8/2016	300	10.00	
1243158	163001204	12/8/2016	300		13,000,000.00
1243159	163001205	12/8/2016	300		8,112.00
1243589	163001203	12/9/2016	300	5,572,641.14	
1243598	163001210 AIRS D€	12/9/2016	300	1,849,389.98	
1243597	163001209 AIRS TA	12/9/2016	300	1,602,993.97	
1243601	163001213 AIRS D€	12/9/2016	300	52,621.53	
1243599	163001211 AIRS D€	12/9/2016	300	51,537.64	
1243596	163001208 AIRS TA	12/9/2016	300	4,624.27	
1243595	163001207 AIRS TA	12/9/2016	300	3,768.60	
1243587	163001201	12/9/2016	300	2,896.70	
1243600	163001212 AIRS D€	12/9/2016	300	375.33	
1243588	163001202	12/9/2016	300	168.68	
1243590	163001204	12/9/2016	300		12,000,000.00
1243591	163001205	12/9/2016	300		1,112.50
1243957	163001203	12/12/2016	300	2,195,033.67	
1243981	163001209 AIRS TA	12/12/2016	300	2,116,482.00	
1243984	163001210 AIRS D€	12/12/2016	300	1,812,028.09	
1244032	163001213 AIRS D€	12/12/2016	300	84,437.69	
1243962	163001207 AIRS TA	12/12/2016	300	9,870.30	
1244030	163001212 AIRS FL	12/12/2016	300	9,339.08	
1243963	163001208 AIRS TA	12/12/2016	300	8,395.61	
1243766	163001201	12/12/2016	300	5,177.73	
1243988	163001211 AIRS D€	12/12/2016	300	325.00	
1243956	163001202	12/12/2016	300	100.00	
1244153	Correct Journal Entr	12/12/2016	300	100.00	
1243960	163001205	12/12/2016	300	30.46	
1244065	163001206	12/12/2016	300		7,289.50

Run Date: 12/30/2016
 Run Time: 3:29:09PM

Demand Account Activity

Start Date: 7/1/2016 End Date: 12/30/2016

Page: 209
 User: 0

Jnl. Entry	Ref #	Trx. Date	Ledger	Debit Amount	Credit Amount
1243959	163001204	12/12/2016	300		9,000,000.00
1244150	Back Out Journal Er	12/12/2016	300		100.00
1244431	163001202	12/13/2016	300	3,888,919.59	
1244439	163001209 AIRS TA	12/13/2016	300	2,217,083.00	
1244440	163001210 AIRS DE	12/13/2016	300	1,743,418.91	
1244442	163001212 AIRS DE	12/13/2016	300	12,867.54	
1244443	163001213 AIRS DE	12/13/2016	300	9,277.47	
1244437	163001207 AIRS TA	12/13/2016	300	7,834.20	
1244441	163001211 AIRS DE	12/13/2016	300	3,622.82	
1244426	163001201	12/13/2016	300	1,938.00	
1244438	163001208 AIRS TA	12/13/2016	300	1,311.26	
1244444	163001214 AIRS DE	12/13/2016	300	228.75	
1244432	163001203	12/13/2016	300		6,000,000.00
1244551	Correct Journal Entr	12/13/2016	300		217.14
1244860	163001202	12/14/2016	300	3,180,690.61	
1244872	163001209 AIRS TA	12/14/2016	300	2,527,141.51	
1244873	163001210 AIRS DE	12/14/2016	300	2,403,391.89	
1244875	163001211 AIRS DE	12/14/2016	300	186,732.00	
1244868	163001207 AIRS TA	12/14/2016	300	5,491.00	
1244877	163001212 AIRS DE	12/14/2016	300	3,897.66	
1244870	163001208 AIRS TA	12/14/2016	300	1,641.08	
1244594	163001201	12/14/2016	300	907.34	
1244879	163001213 AIRS DE	12/14/2016	300	20.00	
1244861	163001203	12/14/2016	300		8,000,000.00
1244889	163001204	12/14/2016	300		22,005.88
1245020	163001209 AIRS TA	12/15/2016	300	5,019,076.10	
1245022	163001211 AIRS DE	12/15/2016	300	2,279,535.50	
1245006	163001202	12/15/2016	300	2,216,937.12	
1245018	163001207 AIRS TA	12/15/2016	300	9,398.40	
1245019	163001208 AIRS TA	12/15/2016	300	5,984.59	
1245023	163001212 AIRS DE	12/15/2016	300	4,127.00	
1245024	163001213 AIRS DE	12/15/2016	300	4,012.92	
1245025	163001214 AIRS DE	12/15/2016	300	3,080.56	
1245001	163001201	12/15/2016	300	2,145.02	
1245021	163001210 AIRS TA	12/15/2016	300	317.00	
1245029	163001203	12/15/2016	300		9,000,000.00
1245030	163001204	12/15/2016	300		3,590.06
1245476	163001202	12/16/2016	300	10,005,470.71	
1245482	163001209 AIRS TA	12/16/2016	300	2,130,553.84	
1245483	163001210 AIRS DE	12/16/2016	300	1,710,506.08	
1245480	163001207 AIRS TA	12/16/2016	300	11,998.80	
1245481	163001208 AIRS TA	12/16/2016	300	11,680.70	
1245484	163001211 AIRS DE	12/16/2016	300	9,920.83	
1245485	163001212 AIRS DE	12/16/2016	300	4,193.71	
1245475	163001201	12/16/2016	300	3,605.35	
1245487	163001214 AIRS DE	12/16/2016	300	918.98	
1245486	163001213 AIRS DE	12/16/2016	300	899.94	
1245477	163001203	12/16/2016	300		9,000,000.00
1245492	163001204	12/16/2016	300		6,678.53
1246489	163001209 AIRS TA	12/19/2016	300	3,030,014.30	
1246188	163001202	12/19/2016	300	2,172,050.72	
1246491	163001211 AIRS DE	12/19/2016	300	2,087,398.39	
1246494	163001214 AIRS DE	12/19/2016	300	125,326.26	
1246189	163001207 AIRS TA	12/19/2016	300	7,184.10	
1246488	163001208 AIRS TA	12/19/2016	300	6,985.76	
1246187	163001201	12/19/2016	300	6,307.06	

Run Date: 12/30/2016
 Run Time: 3:29:09PM

Demand Account Activity

Start Date: 7/1/2016 End Date: 12/30/2016

Page: 210
 User: 0

Jnl. Entry	Ref #	Trx. Date	Ledger	Debit Amount	Credit Amount
1246493	163001213 AIRS D€	12/19/2016	300	6,025.63	
1246490	163001210 AIRS TA	12/19/2016	300	659.71	
1246492	163001212 AIRS D€	12/19/2016	300	235.00	
1246506	163001204	12/19/2016	300		3,173.21
1246507	163001203	12/19/2016	300		14,000,000.00
1246872	163001203	12/20/2016	300	6,263,584.57	
1246882	163001209 AIRS TA	12/20/2016	300	4,911,013.06	
1246883	163001210 AIRS D€	12/20/2016	300	2,066,833.63	
1246880	163001207 AIRS TA	12/20/2016	300	8,402.00	
1246885	163001212 AIRS D€	12/20/2016	300	7,697.83	
1246881	163001208 AIRS TA	12/20/2016	300	5,374.07	
1246884	163001211 AIRS D€	12/20/2016	300	3,447.46	
1246870	163001201	12/20/2016	300	2,872.82	
1246886	163001213 AIRS D€	12/20/2016	300	121.16	
1246963	163001206	12/20/2016	300	50.00	
1246871	163001202	12/20/2016	300	10.00	
1246873	163001204	12/20/2016	300		7,000,000.00
1246961	163001205	12/20/2016	300		1,783.00
1247062	163001209 AIRS TA	12/21/2016	300	4,449,413.47	
1247055	163001202	12/21/2016	300	2,861,029.77	
1247063	163001210 AIRS D€	12/21/2016	300	2,144,987.66	
1247060	163001207 AIRS TA	12/21/2016	300	17,143.50	
1247066	163001213 AIRS D€	12/21/2016	300	15,661.39	
1247061	163001208 AIRS TA	12/21/2016	300	5,294.63	
1247065	163001212 AIRS D€	12/21/2016	300	3,141.90	
1247053	163001201	12/21/2016	300	1,584.93	
1247067	163001214D AIRS [12/21/2016	300	465.62	
1247064	163001211 AIRS D€	12/21/2016	300	175.00	
1247057	162701203	12/21/2016	300		14,000,000.00
1248605	163001214 AIRS D€	12/22/2016	300	12,051,658.40	
1248600	163001209 AIRS TA	12/22/2016	300	12,047,970.24	
1248595	163001202	12/22/2016	300	11,872,823.71	
1248602	163001211 AIRS D€	12/22/2016	300	2,429,974.97	
1248598	163001207 AIRS TA	12/22/2016	300	6,543.90	
1248599	163001208 AIRS TA	12/22/2016	300	6,460.64	
1248604	163001213 AIRS D€	12/22/2016	300	5,940.99	
1248749	Correct Journal Entr	12/22/2016	300	3,688.16	
1248594	163001201	12/22/2016	300	2,565.51	
1248603	163001212 AIRS D€	12/22/2016	300	150.00	
1248601	163001210 AIRS TA	12/22/2016	300	138.00	
1248597	163001204	12/22/2016	300	63.00	
1248596	163001203	12/22/2016	300		10,000,000.00
1248706	163001205	12/22/2016	300		3,388.71
1248748	Back Out Journal Er	12/22/2016	300		12,051,658.40
1249083	163001209 AIRS TA	12/27/2016	300	6,161,622.54	
1249085	163001211 AIRS D€	12/27/2016	300	2,313,223.74	
1249048	163001202	12/27/2016	300	1,795,985.47	
1249081	163001207 AIRS TA	12/27/2016	300	38,157.90	
1249082	163001208 AIRS TA	12/27/2016	300	7,737.61	
1249206	1714710	12/27/2016	300	6,014.38	
1249088	163001214 AIRS D€	12/27/2016	300	4,933.47	
1248757	163001201	12/27/2016	300	4,043.63	
1249087	163001213 AIRS D€	12/27/2016	300	2,661.21	
1249086	163001212 AIRS D€	12/27/2016	300	450.00	
1249084	163001210 AIRS TA	12/27/2016	300	268.00	
1249050	163001203	12/27/2016	300		26,000,000.00

Run Date: 12/30/2016
 Run Time: 3:29:09PM

Demand Account Activity

Page: 211
 User: 0

Start Date: 7/1/2016 End Date: 12/30/2016

Jnl. Entry	Ref #	Trx. Date	Ledger	Debit Amount	Credit Amount
1249052	163001204	12/27/2016	300		7,000,000.00
1249072	163001205	12/27/2016	300		3,226.97
1249241	163001209 AIRS TA	12/28/2016	300	8,089,593.85	
1249242	163001210 AIRS DE	12/28/2016	300	1,889,527.64	
1249232	163001203	12/28/2016	300	1,807,485.04	
1249240	163001208 AIRS TA	12/28/2016	300	31,031.79	
1249239	163001207 AIRS TA	12/28/2016	300	4,002.90	
1249214	163001201	12/28/2016	300	2,871.44	
1249243	163001211 AIRS DE	12/28/2016	300	1,820.27	
1249245	163001213 AIRS DE	12/28/2016	300	1,610.97	
1249244	163001212 AIRS DE	12/28/2016	300	1,200.26	
1249230	163001202	12/28/2016	300	1,200.00	
1249507	163001206	12/28/2016	300		17,020.52
1249251	163001205	12/28/2016	300		3,000,000.00
1249233	163001204	12/28/2016	300		2,792,035.67
1249687	163001209 AIRS TA	12/29/2016	300	6,490,711.06	
1249682	163001202	12/29/2016	300	5,370,999.45	
1249688	163001210 AIRS DE	12/29/2016	300	3,111,798.43	
1249689	163001211 AIRS DE	12/29/2016	300	837,376.28	
1249685	163001207 AIRS TA	12/29/2016	300	8,441.40	
1249686	163001208 AIRS TA	12/29/2016	300	3,954.82	
1249690	163001212 AIRS DE	12/29/2016	300	859.39	
1249655	163001201	12/29/2016	300	798.05	
1249691	163001213 AIRS DE	12/29/2016	300	98.94	
1249696	163001201	12/29/2016	300		160.00
1249698	163001204	12/29/2016	300		11,000,000.00
1250491	173001206CHECK2	12/30/2016	300	18,222,497.79	
1250485	173001203	12/30/2016	300	4,404,858.31	
1250492	173001207SRO AIR	12/30/2016	300	3,515,219.41	
1250488	173001204SRO AIR	12/30/2016	300	22,007.70	
1250493	173001208OTHER /	12/30/2016	300	13,837.08	
1250490	173001205CASH OI	12/30/2016	300	8,889.67	
1250480	173001201	12/30/2016	300	4,768.12	
1250497	173001210CHECK2	12/30/2016	300	4,456.91	
1250494	173001209CASH OI	12/30/2016	300	2,360.18	
1250481	173001202	12/30/2016	300	294.00	
1250470	172701206	12/30/2016	300		19,000,000.00
1250472	173001211	12/30/2016	300		1,148.03
Totals for:	300 - Simmons Pine Bluff		Count:	1,437	1,546,941,273.53
					1,540,354,391.55

Run Date: 12/30/2016
Run Time: 3:29:09PM

Demand Account Activity

Start Date: 7/1/2016 End Date: 12/30/2016

Page: 212
User: 0

<u>Jnl. Entry</u>	<u>Ref #</u>	<u>Trx. Date</u>	<u>Ledger</u>	<u>Debit Amount</u>	<u>Credit Amount</u>	
<u>310 - First Security Bank</u>						
1187512	1700600	7/12/2016	310	2.76		
1198985	1703387	8/11/2016	310	2.67		
1216084	1707236	9/27/2016	310	3.04		
1228002	1709826	10/27/2016	310	2.77		
1233668	1711007	11/10/2016	310	2.86		
1249209	1714713	12/27/2016	310	2.77		
Totals for: 310 - First Security Bank				Count: 6	16.87	0.00

Run Date: 12/30/2016
 Run Time: 3:29:09PM

Demand Account Activity

Start Date: 7/1/2016 End Date: 12/30/2016

Page: 213
 User: 0

Jnl. Entry	Ref #	Trx. Date	Ledger	Debit Amount	Credit Amount
399 - Investment Clearing Account					
1182058	162700703	7/5/2016	399	151,218,152.99	
1184659	Back Out Journal Er	7/5/2016	399	96,915,054.17	
1184656	Back Out Journal Er	7/5/2016	399	68,779,282.47	
1182076	163990704	7/5/2016	399	19,996,111.11	
1182061	163990701	7/5/2016	399	4,995,000.00	
1184648	163990709	7/5/2016	399	2,998,950.00	
1184645	163990705	7/5/2016	399	1,199,580.00	
1182063	163990703	7/5/2016	399	15,000.00	
1184598	1700019	7/5/2016	399	12,593.54	
1184600	1700020	7/5/2016	399	5,000.00	
1184654	1700054	7/5/2016	399	3,888.89	
1184653	1700053	7/5/2016	399	1,050.00	
1184651	1700055	7/5/2016	399	420.00	
1184638	162700715	7/5/2016	399		3,080.00
1184646	163990707	7/5/2016	399		96,915,054.17
1184647	163990708	7/5/2016	399		4,196,920.00
1182062	163990702	7/5/2016	399		156,245,746.53
1184605	162700714	7/5/2016	399		68,779,282.47
1184644	163990701	7/5/2016	399		78,777,449.13
1184655	163990702	7/5/2016	399		86,916,887.50
1185035	163990701	7/6/2016	399	27,041,558.50	
1185036	163990702	7/6/2016	399	19,958,044.44	
1184979	162700705	7/6/2016	399	99,012.20	
1185065	1700157	7/6/2016	399	41,955.56	
1185064	1700156	7/6/2016	399	2,441.50	
1184978	162700704	7/6/2016	399		42,803,715.13
1184670	162700702	7/6/2016	399		0.01
1185037	163990703	7/6/2016	399		20,099,012.20
1185038	163990704	7/6/2016	399		64,962,277.78
1185495	163990705	7/7/2016	399	225,015,603.03	
1185483	163990701	7/7/2016	399	19,257,882.41	
1185492	163990704	7/7/2016	399	14,992,208.33	
1185532	1700309	7/7/2016	399	1,353,005.31	
1185510	1700308	7/7/2016	399	47,721.21	
1185533	1700310	7/7/2016	399	41,117.59	
1185536	1700311	7/7/2016	399	7,791.67	
1185477	162700704	7/7/2016	399		314,675.00
1185480	162700704	7/7/2016	399		5,009,722.22
1185487	163990702	7/7/2016	399		18,984,325.00
1185489	163990703	7/7/2016	399		9,990,277.78
1186578	163990703	7/8/2016	399	314,749,023.62	
1186580	163990705	7/8/2016	399	9,993,991.67	
1186610	163990706	7/8/2016	399	6,292,630.96	
1186627	1700413	7/8/2016	399	250,976.38	
1186634	1700414	7/8/2016	399	6,008.33	
1186516	162700701	7/8/2016	399		6,008.33
1186575	162700702	7/8/2016	399		121,208,303.85
1186576	163990701	7/8/2016	399		9,993,991.67
1186577	163990702	7/8/2016	399		193,137,219.97
1186579	163990704	7/8/2016	399		654,476.18
1186662	163990707	7/8/2016	399		6,292,630.96
1187072	162700704	7/11/2016	399	169,369,933.50	
1187074	163990702	7/11/2016	399	4,998,104.17	
1187083	1700532	7/11/2016	399	1,895.83	
1187073	163990701	7/11/2016	399		174,369,933.50

Run Date: 12/30/2016
 Run Time: 3:29:09PM

Demand Account Activity

Start Date: 7/1/2016 End Date: 12/30/2016

Page: 214
 User: 0

Jnl. Entry	Ref #	Trx. Date	Ledger	Debit Amount	Credit Amount
1187564	162700703	7/12/2016	399	77,557,664.72	
1187576	163990703	7/12/2016	399	7,993,600.00	
1187661	1700702	7/12/2016	399	6,400.00	
1187565	1639*90704	7/12/2016	399		6,994,095.83
1187573	162700705	7/12/2016	399		1,005,904.17
1187574	163990701	7/12/2016	399		2,567,009.15
1187575	163990702	7/12/2016	399		74,990,655.57
1188077	163990702	7/13/2016	399	2,567,009.15	
1188012	162700704	7/13/2016	399	1,283,537.96	
1188075	163990701	7/13/2016	399		2,513,845.58
1188079	163990703	7/13/2016	399		1,336,701.53
1188513	162700703	7/14/2016	399	49,973,312.50	
1188515	1700823	7/14/2016	399	15,020.83	
1188637	163990702	7/14/2016	399	7,201.39	
1188631	162700705	7/14/2016	399		22,222.22
1188636	163990701	7/14/2016	399		49,973,312.50
1189068	163990703	7/15/2016	399	89,870,383.29	
1189073	Back Out Journal Er	7/15/2016	399	67,786,876.37	
1189103	Correct Journal Entr	7/15/2016	399	34,795,903.82	
1189069	163990704	7/15/2016	399	34,795,903.76	
1189104	1701096	7/15/2016	399	1,221,250.71	
1189066	163990702	7/15/2016	399	156,043.85	
1189101	1701095	7/15/2016	399	129,616.71	
1189099	1701094	7/15/2016	399	16,163.96	
1189039	162700704	7/15/2016	399		67,786,876.37
1189063	162700705	7/15/2016	399		172,207.81
1189064	163990701	7/15/2016	399		58,230,278.10
1189098	Correct Journal Entr	7/15/2016	399		67,786,876.43
1189102	Back Out Journal Er	7/15/2016	399		34,795,903.76
1189470	163990701	7/18/2016	399	144,771,844.44	
1189465	164300701	7/18/2016	399	51,267,145.52	
1189415	16270702	7/18/2016	399	33,601,650.97	
1189471	163990702	7/18/2016	399	647,946.90	
1189481	1701200	7/18/2016	399	39,293.49	
1189482	1701201	7/18/2016	399	28,155.56	
1189472	163990703	7/18/2016	399		179,088,891.36
1189485	163990710	7/18/2016	399		51,267,145.52
1189489	162700701	7/18/2016	399		88,251.48
1189884	162700702	7/19/2016	399	174,981,691.35	
1189885	163990705	7/19/2016	399	9,675,131.17	
1189511	163990704	7/19/2016	399	1,336,701.53	
1189509	163990702	7/19/2016	399	654,476.18	
1189852	1701300	7/19/2016	399	2,333.33	
1189907	1701333	7/19/2016	399	868.83	
1189794	16270701	7/19/2016	399		1,283.33
1189796	162700702	7/19/2016	399		1,050.00
1189508	163990701	7/19/2016	399		625,468.98
1189510	163990703	7/19/2016	399		1,277,457.25
1189886	163990706	7/19/2016	399		184,657,691.35
1190409	163990703	7/20/2016	399	30,983,398.61	
1190352	162700703	7/20/2016	399	28,006,375.29	
1190407	163990701	7/20/2016	399	2,136,131.68	
1190421	1701465	7/20/2016	399	16,601.39	
1190420	1701464	7/20/2016	399	3,582.36	
1190408	163990702	7/20/2016	399		44,966,055.55
1190410	163990704	7/20/2016	399		3,518,098.82

Run Date: 12/30/2016
 Run Time: 3:29:09PM

Demand Account Activity

Start Date: 7/1/2016 End Date: 12/30/2016

Page: 215
 User: 0

Jnl. Entry	Ref #	Trx. Date	Ledger	Debit Amount	Credit Amount
1190411	163990705	7/20/2016	399		3,587,795.19
1190412	163990706	7/20/2016	399		7,449,472.87
1190413	163990707	7/20/2016	399		835,022.47
1190414	163990708	7/20/2016	399		789,644.43
1191536	162700703	7/21/2016	399	111,879,519.05	
1191547	163990701	7/21/2016	399		822,686.90
1191548	163990702	7/21/2016	399		111,056,832.15
1192177	163990703	7/22/2016	399	178,335,496.53	
1192203	1701756	7/22/2016	399	164,503.47	
1192126	162700703	7/22/2016	399		77,892,159.31
1192172	163990701	7/22/2016	399		94,432,153.34
1192174	163990702	7/22/2016	399		6,175,687.35
1192616	163990704	7/25/2016	399	215,745,859.13	
1192619	163990707	7/25/2016	399	23,465,343.60	
1192623	162700716	7/25/2016	399	1,986,437.50	
1192608	1701859	7/25/2016	399	758,185.08	
1192610	1701860	7/25/2016	399	124,140.87	
1192618	163990706	7/25/2016	399	111,731.72	
1192527	1701783	7/25/2016	399	24,375.00	
1192607	1701858	7/25/2016	399	18,289.33	
1192609	162700703	7/25/2016	399		49,765,597.97
1192612	162700704	7/25/2016	399		130,021.05
1192613	163990701	7/25/2016	399		751,467.17
1192614	163990702	7/25/2016	399		2,387,451.76
1192615	163900703	7/25/2016	399		1,421,322.09
1192617	163990705	7/25/2016	399		185,767,689.69
1192624	163990710	7/25/2016	399		2,010,812.50
1193037	163990701	7/26/2016	399	111,702,851.94	
1193036	162700704	7/26/2016	399	74,564,974.19	
1193044	163990706	7/26/2016	399	5,994,225.00	
1193069	1701964	7/26/2016	399	97,148.06	
1193067	1701963	7/26/2016	399	5,775.00	
1193035	162700703	7/26/2016	399		5,250.00
1193038	163990702	7/26/2016	399		144,942,766.66
1193039	163990703	7/26/2016	399		38,474,278.81
1193040	163990704	7/26/2016	399		1,106,368.63
1193041	163990705	7/26/2016	399		1,841,560.09
1193045	163990707	7/26/2016	399		5,994,750.00
1193383	162700704	7/27/2016	399	33,834,877.19	
1193385	163990702	7/27/2016	399	21,824,986.62	
1193416	162700706	7/27/2016	399	1,993,400.00	
1193463	1702079	7/27/2016	399	11,013.38	
1193397	1702021	7/27/2016	399	1,050.00	
1193384	163990701	7/27/2016	399		55,670,877.19
1193421	163990703	7/27/2016	399		1,994,450.00
1193837	163990701	7/28/2016	399	113,935,649.89	
1193855	1702217	7/28/2016	399	64,350.11	
1193836	162700703	7/28/2016	399		60,601,069.98
1193838	163990702	7/28/2016	399		49,039,795.58
1193839	163770703	7/28/2016	399		4,359,134.44
1194550	162700708	7/29/2016	399	220,336,919.45	
1194563	162700717	7/29/2016	399	24,975,694.44	
1194565	162700719	7/29/2016	399	9,993,991.67	
1194562	162700716	7/29/2016	399	2,997,800.00	
1194564	162700718	7/29/2016	399	1,199,120.00	
1194548	1702370	7/29/2016	399	163,080.55	

Run Date: 12/30/2016
 Run Time: 3:29:09PM

Demand Account Activity

Start Date: 7/1/2016 End Date: 12/30/2016

Page: 216
 User: 0

Jnl. Entry	Ref #	Trx. Date	Ledger	Debit Amount	Credit Amount
1194552	1702372	7/29/2016	399	24,305.56	
1194553	1702373	7/29/2016	399	6,008.33	
1194556	1702374	7/29/2016	399	2,200.00	
1194549	1702371	7/29/2016	399	880.00	
1194415	162700705	7/29/2016	399		180,381,075.26
1194545	162700706	7/29/2016	399		35,484,266.73
1194547	162700707	7/29/2016	399		32,721.11
1194551	162700709	7/29/2016	399		9,986,583.33
1194554	162700710	7/29/2016	399		27,981,488.89
1194555	162700711	7/29/2016	399		1,199,206.67
1194557	162700712	7/29/2016	399		1,633,016.79
1194559	16270713	7/29/2016	399		718,418.39
1194560	162700714	7/29/2016	399		692,729.06
1194561	162700715	7/29/2016	399		1,590,493.77
1194893	162700805	8/1/2016	399	42,439,187.52	
1194905	163990804	8/1/2016	399	5,000.00	
1194910	1702473	8/1/2016	399	2,556.67	
1194901	163990801	8/1/2016	399		1,399,217.94
1194902	163990802	8/1/2016	399		1,066,692.92
1194903	163990803	8/1/2016	399		39,980,833.33
1195245	163990806	8/2/2016	399	44,991,479.17	
1195242	163990803	8/2/2016	399	5,996,175.00	
1194914	1702589	8/2/2016	399	8,520.83	
1195304	1702590	8/2/2016	399	3,825.00	
1195171	162700802	8/2/2016	399		5,000.00
1195237	162700803	8/2/2016	399		27,283,753.06
1195240	163990801	8/2/2016	399		5,995,000.00
1195241	163990802	8/2/2016	399		14,993,000.00
1195243	163990804	8/2/2016	399		1,753,991.23
1195244	163990805	8/2/2016	399		969,255.71
1195644	163990805	8/3/2016	399	42,241,301.12	
1195678	1702645	8/3/2016	399	8,698.88	
1195628	162700802	8/3/2016	399		14,619,343.27
1195640	163990801	8/3/2016	399		649,850.37
1195641	163990802	8/3/2016	399		592,834.30
1195642	163990803	8/3/2016	399		882,918.55
1195643	163990804	8/3/2016	399		511,428.51
1195645	163990806	8/3/2016	399		24,993,625.00
1196850	163990801	8/4/2016	399	24,984,979.17	
1196908	1702819	8/4/2016	399	15,020.83	
1196784	162700801	8/4/2016	399		21,224,761.20
1196851	1639000802	8/4/2016	399		517,894.10
1196854	163990803	8/4/2016	399		407,868.69
1196856	163990804	8/4/2016	399		323,165.61
1196858	163990805	8/4/2016	399		436,373.34
1196861	163990806	8/4/2016	399		1,482,814.30
1196864	163990807	8/4/2016	399		607,122.76
1197242	163990801	8/5/2016	399	154,952,949.79	
1197303	1702908	8/5/2016	399	89,050.21	
1197239	162700802	8/5/2016	399		133,805,487.34
1197244	163990802	8/5/2016	399		6,750,609.88
1197245	163990803	8/5/2016	399		14,485,902.78
1197692	162700804	8/8/2016	399	87,257,800.79	
1197612	163990818	8/8/2016	399	16,289,453.18	
1197694	163990819	8/8/2016	399	10,491,818.75	
1197696	163990820	8/8/2016	399	3,611,018.45	

Run Date: 12/30/2016
 Run Time: 3:29:09PM

Demand Account Activity

Start Date: 7/1/2016 End Date: 12/30/2016

Page: 217
 User: 0

Jnl. Entry	Ref #	Trx. Date	Ledger	Debit Amount	Credit Amount
1197651	1703057	8/8/2016	399	8,546.82	
1197686	1703059	8/8/2016	399	8,181.25	
1197685	1703058	8/8/2016	399	2,981.55	
1197389	163990801	8/8/2016	399		605,633.67
1197589	163990802	8/8/2016	399		805,247.57
1197590	163990803	8/8/2016	399		689,396.93
1197591	163990804	8/8/2016	399		1,019,452.50
1197592	163990805	8/8/2016	399		544,619.65
1197595	163990806	8/8/2016	399		820,682.89
1197596	163990807	8/8/2016	399		206,454.97
1197597	163990808	8/8/2016	399		520,102.04
1197598	163990809	8/8/2016	399		2,512,761.19
1197599	163990810	8/8/2016	399		254,388.00
1197600	163990811	8/8/2016	399		1,760,421.05
1197601	163990812	8/8/2016	399		5,775,521.38
1197602	163990813	8/8/2016	399		1,863,395.51
1197603	163990814	8/8/2016	399		1,074,652.76
1197606	163990815	8/8/2016	399		5,316,875.00
1197608	163990816	8/8/2016	399		5,026,042.45
1197609	163990817	8/8/2016	399		347,051.48
1197693	162700803	8/8/2016	399		25,881.25
1197697	163990821	8/8/2016	399		14,088,118.75
1197698	163990822	8/8/2016	399		74,413,101.75
1198166	163990808	8/9/2016	399	90,790,210.17	
1198164	163990806	8/9/2016	399	18,984,325.00	
1198056	163990802	8/9/2016	399	407,868.69	
1198198	1703186	8/9/2016	399	29,789.83	
1198199	1703187	8/9/2016	399	15,675.00	
1197970	162700802	8/9/2016	399		25,204.88
1197972	163990801	8/9/2016	399		382,663.81
1198158	162700804	8/9/2016	399		6,280.56
1198159	162700805	8/9/2016	399		9,941,775.26
1198160	163990803	8/9/2016	399		1,414,904.09
1198161	163990804	8/9/2016	399		518,220.65
1198163	163990805	8/9/2016	399		18,993,719.44
1198165	163990807	8/9/2016	399		78,945,100.00
1198536	162700802	8/10/2016	399	48,369,748.82	
1198626	163990803	8/10/2016	399	24,819,922.94	
1198621	162700803	8/10/2016	399	90,911.61	
1198619	1703329	8/10/2016	399	17,077.06	
1198623	163990801	8/10/2016	399		231,291.04
1198624	163990802	8/10/2016	399		72,975,457.78
1198627	163990804	8/10/2016	399		90,911.61
1198966	163990801	8/11/2016	399	199,673,079.60	
1198964	162700803	8/11/2016	399	43,352,363.78	
1199047	1703445	8/11/2016	399	162,920.40	
1198967	163990802	8/11/2016	399		243,188,363.78
1199515	163990805	8/12/2016	399	48,542,969.20	
1199519	163990807	8/12/2016	399	6,494,962.50	
1199139	163990804	8/12/2016	399	231,291.04	
1199136	163990802	8/12/2016	399	90,911.61	
1199524	163990809	8/12/2016	399	17,598.02	
1199163	1703635	8/12/2016	399	16,030.80	
1199540	1703636	8/12/2016	399	5,037.50	
1199518	163990806	8/12/2016	399		27,379,562.00
1199522	163990808	8/12/2016	399		5,994,885.00

Run Date: 12/30/2016
 Run Time: 3:29:09PM

Demand Account Activity

Page: 218
 User: 0

Start Date: 7/1/2016 End Date: 12/30/2016

Jnl. Entry	Ref #	Trx. Date	Ledger	Debit Amount	Credit Amount
1199495	162700811	8/12/2016	399		505,115.00
1199507	162700812	8/12/2016	399		11,544,673.24
1199134	162700805	8/12/2016	399		90,911.61
1199135	163990801	8/12/2016	399		10,801.43
1199137	163990803	8/12/2016	399		220,489.61
1199527	39901	8/12/2016	399		118,396.40
1199569	39915	8/12/2016	399		251,336.68
1199573	39916	8/12/2016	399		382,993.36
1199578	39917	8/12/2016	399		177,756.94
1199582	39918	8/12/2016	399		901,167.47
1199585	39919	8/12/2016	399		17,228.82
1199532	39902	8/12/2016	399		980,821.33
1199533	39903	8/12/2016	399		41,667.44
1199534	39904	8/12/2016	399		1,169,743.92
1199536	39905	8/12/2016	399		1,424,307.52
1199537	39906	8/12/2016	399		64,851.12
1199539	39907	8/12/2016	399		1,181,002.47
1199541	39908	8/12/2016	399		435,663.51
1199542	39909	8/12/2016	399		255,874.47
1199543	39910	8/12/2016	399		564,779.26
1199546	39911	8/12/2016	399		404,573.93
1199549	39912	8/12/2016	399		234,686.34
1199551	39913	8/12/2016	399		362,435.55
1199559	39914	8/12/2016	399		683,076.25
1200008	163990810	8/15/2016	399	24,090,438.15	
1200009	163990811	8/15/2016	399	7,448,551.39	
1199994	163990807	8/15/2016	399	6,750,609.88	
1200019	Back Out Journal Er	8/15/2016	399	2,643,504.06	
1200020	Correct Journal Entr	8/15/2016	399	2,643,504.06	
1199988	163990801	8/15/2016	399	1,482,814.30	
1199980	1703748	8/15/2016	399	1,324,403.73	
1199996	163990809	8/15/2016	399	1,074,652.76	
1199992	163990805	8/15/2016	399	1,066,692.92	
1199990	163990803	8/15/2016	399	592,834.30	
1199934	1703730	8/15/2016	399	4,777.78	
1199961	1703737	8/15/2016	399	1,448.61	
1199986	172700803	8/15/2016	399		1,927.78
1199958	172700802	8/15/2016	399		2,850.00
1200006	162700816	8/15/2016	399		25,000,000.00
1200007	162700817	8/15/2016	399		46,945.95
1200010	163990812	8/15/2016	399		1,752,484.39
1200011	163990813	8/15/2016	399		804,141.65
1200012	163990814	8/15/2016	399		677,979.78
1200013	163990815	8/15/2016	399		901,021.11
1200014	163990816	8/15/2016	399		31,414,300.98
1199968	162700802	8/15/2016	399		474,977.61
1199989	163990802	8/15/2016	399		1,341,393.16
1199991	163990804	8/15/2016	399		555,826.47
1199993	163990806	8/15/2016	399		1,032,139.78
1199995	163990808	8/15/2016	399		6,541,894.93
1199997	163990810	8/15/2016	399		1,021,372.20
1199963	162700815	8/15/2016	399		2,643,504.06
1200427	162700810	8/16/2016	399	112,346,156.33	
1200429	163990808	8/16/2016	399	99,948,658.33	
1200426	162700806	8/16/2016	399	24,970,673.61	
1200326	163990803	8/16/2016	399	1,399,217.94	

Run Date: 12/30/2016
 Run Time: 3:29:09PM

Demand Account Activity

Start Date: 7/1/2016 End Date: 12/30/2016

Page: 219
 User: 0

Jnl. Entry	Ref #	Trx. Date	Ledger	Debit Amount	Credit Amount
1200328	163990805	8/16/2016	399	649,850.37	
1200430	163990809	8/16/2016	399	595,151.51	
1200323	163990801	8/16/2016	399	347,051.48	
1200467	1703877	8/16/2016	399	78,803.51	
1200466	1703876	8/16/2016	399	51,341.67	
1200435	163990811	8/16/2016	399	31,198.18	
1200462	1703874	8/16/2016	399	22,222.22	
1200464	1703875	8/16/2016	399	15,747.77	
1200436	163990812	8/16/2016	399	7,104.17	
1200320	162700802	8/16/2016	399		13,404.99
1200322	162700803	8/16/2016	399		69,861.68
1200325	163990802	8/16/2016	399		333,646.49
1200327	163990804	8/16/2016	399		1,359,234.98
1200331	163990806	8/16/2016	399		619,971.65
1200428	163990807	8/16/2016	399		17,861,873.84
1200434	163990810	8/16/2016	399		195,158,237.51
1200908	162700802	8/17/2016	399	45,048,584.58	
1200883	1639903	8/17/2016	399	24,130,832.48	
1200913	163990802	8/17/2016	399	6,722,938.68	
1200960	1703945	8/17/2016	399	5,061.32	
1200959	1703944	8/17/2016	399	1,187.65	
1200884	Back Out Journal Er	8/17/2016	399	0.01	
1200886	Correct Journal Entr	8/17/2016	399	0.01	
1200488	1639901	8/17/2016	399		0.01
1200882	1639902	8/17/2016	399		24,090,438.15
1200887	CORRECT FOR 399	8/17/2016	399		0.01
1200887	CORRECT FOR 399	8/17/2016	399		0.01
1200912	163990801	8/17/2016	399		48,959,066.39
1200914	163990803	8/17/2016	399		2,817,518.19
1201039	163990801	8/17/2016	399		0.01
1202180	163990805	8/18/2016	399	120,914,979.17	
1202114	162700801	8/18/2016	399	52,884,838.62	
1202204	163990810	8/18/2016	399	1,752,484.39	
1202108	163990801	8/18/2016	399	511,428.51	
1202195	1704102	8/18/2016	399	85,020.83	
1202178	163990803	8/18/2016	399		166,173,697.22
1202179	163990804	8/18/2016	399		7,711,141.40
1202098	162700802	8/18/2016	399		26,486.19
1202111	163990802	8/18/2016	399		484,943.32
1202181	162700810	8/18/2016	399		69,044.21
1202205	163990811	8/18/2016	399		1,683,440.18
1202652	163990820	8/19/2016	399	150,631,897.26	
1202528	163990813	8/19/2016	399	5,026,042.45	
1202531	163990816	8/19/2016	399	1,414,904.09	
1202515	163990803	8/19/2016	399	804,141.65	
1202512	163990801	8/19/2016	399	677,979.77	
1202525	163990811	8/19/2016	399	607,122.76	
1202523	163990809	8/19/2016	399	517,894.10	
1202519	163990806	8/19/2016	399	436,373.34	
1202520	163990807	8/19/2016	399	323,165.61	
1202629	1704274	8/19/2016	399	109,102.74	
1202518	163990805	8/19/2016	399		421,565.32
1202521	163990808	8/19/2016	399		304,686.47
1202524	163990810	8/19/2016	399		490,447.97
1202526	163990812	8/19/2016	399		574,131.25
1202529	163990814	8/19/2016	399		4,790,462.09

Run Date: 12/30/2016
 Run Time: 3:29:09PM

Demand Account Activity

Start Date: 7/1/2016 End Date: 12/30/2016

Page: 220
 User: 0

Jnl. Entry	Ref #	Trx. Date	Ledger	Debit Amount	Credit Amount
1202530	163990815	8/19/2016	399		1,392,099.86
1202651	162700816	8/19/2016	399		150,741,000.00
1202509	162700805	8/19/2016	399		22,803.23
1202510	162700806	8/19/2016	399		404,300.99
1202513	163990802	8/19/2016	399		634,673.60
1202516	163990804	8/19/2016	399		772,451.99
1203047	163990805	8/22/2016	399	24,942,037.50	
1203048	163990806	8/22/2016	399	3,473,400.03	
1202693	163990802	8/22/2016	399	882,918.55	
1202996	1704303	8/22/2016	399	52,500.00	
1203025	1704346	8/22/2016	399	7,962.50	
1202690	162700801	8/22/2016	399		72,679.39
1202692	163990801	8/22/2016	399		810,239.16
1203043	162700805	8/22/2016	399		17,431,100.03
1203044	162700806	8/22/2016	399		18,825.00
1203045	163990803	8/22/2016	399		10,992,300.00
1203046	163990804	8/22/2016	399		33,675.00
1203079	Back Out Journal Er	8/22/2016	399		3,473,400.03
1203393	162700802	8/23/2016	399	95,193,324.89	
1203389	163990805	8/23/2016	399	31,348,346.96	
1203390	163990806	8/23/2016	399	18,993,719.44	
1203396	163990806	8/23/2016	399	18,993,719.44	
1203365	163990801	8/23/2016	399	1,753,991.23	
1203366	163990802	8/23/2016	399	969,255.71	
1203487	163990810	8/23/2016	399	254,388.00	
1203495	1704468	8/23/2016	399	11,653.04	
1203492	1704467	8/23/2016	399	6,280.56	
1203395	162700803	8/23/2016	399		13,300.00
1203398	163990807	8/23/2016	399		18,986,700.00
1203401	163990808	8/23/2016	399		1,233,727.39
1203402	163990809	8/23/2016	399		125,319,597.50
1203484	162700805	8/23/2016	399		17,815.19
1203489	163990811	8/23/2016	399		236,572.81
1203364	162700801	8/23/2016	399		212,780.64
1203367	163990803	8/23/2016	399		1,599,290.24
1203368	163990804	8/23/2016	399		911,176.06
1203491	Back Out Journal Er	8/23/2016	399		18,993,719.44
1203901	162700805	8/24/2016	399	163,306,437.12	
1204001	163990803	8/24/2016	399	26,319,338.11	
1204015	1704583	8/24/2016	399	10,661.89	
1203997	163990801	8/24/2016	399		16,869,806.55
1204000	163990802	8/24/2016	399		172,766,630.57
1204446	163990804	8/25/2016	399	167,303,051.00	
1204437	162700802	8/25/2016	399	35,005,486.49	
1204468	163990815	8/25/2016	399	24,940,937.50	
1204445	163990803	8/25/2016	399	18,059,692.66	
1204448	163990806	8/25/2016	399	5,994,750.00	
1204463	Correct Journal Entr	8/25/2016	399	3,494,231.68	
1204452	163990808	8/25/2016	399	3,494,231.67	
1204423	172701603	8/25/2016	399	1,012,881.94	
1204449	1704699	8/25/2016	399	612,680.15	
1204451	163990807	8/25/2016	399	169,131.82	
1204436	1704698	8/25/2016	399	116,949.00	
1204453	1704701	8/25/2016	399	16,340.86	
1204387	1704654	8/25/2016	399	13,562.50	
1204450	1704700	8/25/2016	399	5,250.00	

Run Date: 12/30/2016
 Run Time: 3:29:09PM

Demand Account Activity

Start Date: 7/1/2016 End Date: 12/30/2016

Page: 221
 User: 0

Jnl. Entry	Ref #	Trx. Date	Ledger	Debit Amount	Credit Amount
1204422	172701602	8/25/2016	399		1,026,444.44
1204440	162700803	8/25/2016	399		196,806.01
1204442	163990801	8/25/2016	399		185,477,660.05
1204444	163990802	8/25/2016	399		35,641,030.90
1204447	163990805	8/25/2016	399		5,988,666.67
1204466	162700806	8/25/2016	399		24,940,937.50
1204469	Back Out Journal Er	8/25/2016	399		3,494,231.67
1205012	163990805	8/26/2016	399	173,407,935.30	
1205014	163990806	8/26/2016	399	27,981,488.89	
1204886	163990802	8/26/2016	399	1,760,421.05	
1205016	163990807	8/26/2016	399	1,199,206.67	
1205023	1704822	8/26/2016	399	272,064.70	
1205026	1704824	8/26/2016	399	18,511.11	
1205025	1704823	8/26/2016	399	793.33	
1204882	162700803	8/26/2016	399		132,296.95
1204884	163990801	8/26/2016	399		1,628,124.10
1205005	162700805	8/26/2016	399		70,475.55
1205007	162700806	8/26/2016	399		92,405,837.86
1205008	163990804	8/26/2016	399		12,993,490.61
1205009	163990803	8/26/2016	399		68,280,671.53
1205017	163990808	8/26/2016	399		29,129,524.45
1205432	162700803	8/29/2016	399	34,109,080.56	
1205436	163990802	8/29/2016	399	7,496,368.75	
1205445	163990804	8/29/2016	399	1,630,263.93	
1205443	163990803	8/29/2016	399	499,133.33	
1205356	1704868	8/29/2016	399	16,361.11	
1205449	163990807	8/29/2016	399	1,416.67	
1205433	162700804	8/29/2016	399		1,006,222.22
1205434	163990801	8/29/2016	399		6,993,777.78
1205447	163990805	8/29/2016	399		26,479,902.78
1205448	163990806	8/29/2016	399		9,259,441.71
1205450	163990808	8/29/2016	399		17,777.78
1205731	163990802	8/30/2016	399	337,002,772.00	
1205754	1704988	8/30/2016	399	247,228.00	
1205716	1704956	8/30/2016	399	3,631.25	
1205712	1704955	8/30/2016	399	866.67	
1205715	162700802	8/30/2016	399		175,974,941.42
1205730	163990801	8/30/2016	399		275,209.13
1205733	163990803	8/30/2016	399		160,999,849.45
1206313	172700813	8/31/2016	399	30,000,000.00	
1206389	Back Out Journal Er	8/31/2016	399	30,000,000.00	
1206310	172700812	8/31/2016	399	15,461,983.33	
1206377	Back Out Journal Er	8/31/2016	399	15,461,983.33	
1206304	172700809	8/31/2016	399	14,990,833.33	
1206323	1705173	8/31/2016	399	9,166.67	
1206306	172700810	8/31/2016	399		10,566,150.00
1206315	172700814	8/31/2016	399		30,000,000.00
1206392	Correct Journal Entr	8/31/2016	399		15,461,983.33
1206404	0820	8/31/2016	399		49,895,833.33
1207529	163990904	9/1/2016	399	85,125,961.44	
1207524	162700903	9/1/2016	399	48,163,045.30	
1207528	163990903	9/1/2016	399	5,995,000.00	
1207530	163990905	9/1/2016	399	25,000.00	
1207535	1705290	9/1/2016	399	24,038.56	
1207534	1705289	9/1/2016	399	5,000.00	
1207536	1705291	9/1/2016	399	2,544.38	

Run Date: 12/30/2016
 Run Time: 3:29:09PM

Demand Account Activity

Start Date: 7/1/2016 End Date: 12/30/2016

Page: 222
 User: 0

Jnl. Entry	Ref #	Trx. Date	Ledger	Debit Amount	Credit Amount
1207525	162700904	9/1/2016	399		1,050.00
1207526	163990901	9/1/2016	399		5,998,950.00
1207527	163990902	9/1/2016	399		129,936,922.22
1207531	163990906	9/1/2016	399		3,403,667.46
1208000	172700908	9/2/2016	399	216,658,402.02	
1208088	Back Out Journal Er	9/2/2016	399	58,227,342.64	
1208082	1705399	9/2/2016	399	159,597.98	
1207996	172700907	9/2/2016	399		158,590,657.36
1208001	172700909	9/2/2016	399		58,227,342.64
1208003	172700910	9/2/2016	399		389,325.58
1208089	Correct Journal Entr	9/2/2016	399		57,838,017.06
1208443	163990902	9/6/2016	399	56,183,089.58	
1208438	1705486	9/6/2016	399	16,910.42	
1208388	162700903	9/6/2016	399		6,831,051.72
1208442	163990901	9/6/2016	399		45,718,310.42
1208444	163990903	9/6/2016	399		3,650,637.86
1208952	162700903	9/7/2016	399	1,657,328.62	
1208971	163990901	9/7/2016	399		1,657,328.62
1209416	162700902	9/8/2016	399	201,124,282.23	
1209430	163990904	9/8/2016	399	33,975,687.50	
1209431	163990905	9/8/2016	399	5,998,950.00	
1209532	1705746	9/8/2016	399	24,312.50	
1209531	1705745	9/8/2016	399	1,050.00	
1209417	1705646	9/8/2016	399	725.00	
1209489	162700905	9/8/2016	399		145.83
1209491	163990906	9/8/2016	399		579.17
1209419	162700903	9/8/2016	399		5,541.67
1209420	163990901	9/8/2016	399		5,994,458.33
1209421	163990902	9/8/2016	399		2,829,046.51
1209429	163990903	9/8/2016	399		232,295,235.72
1209871	163990902	9/9/2016	399	254,544,935.84	
1209872	163990903	9/9/2016	399	9,986,583.33	
1209899	1705810	9/9/2016	399	184,064.16	
1209900	1705809	9/9/2016	399	13,416.67	
1209894	1705800	9/9/2016	399	8,725.00	
1209910	163990904	9/9/2016	399	620.00	
1209863	162700902	9/9/2016	399		16,097.22
1209869	162700903	9/9/2016	399		254,729,000.00
1209870	163990901	9/9/2016	399		9,983,902.78
1209874	162700904	9/9/2016	399		9,345.00
1210054	162700904	9/12/2016	399	90,283,319.58	
1210058	163990903	9/12/2016	399	5,994,885.00	
1210368	1705999	9/12/2016	399	5,115.00	
1210053	162700903	9/12/2016	399		5,000.00
1210056	163990901	9/12/2016	399		5,995,000.00
1210057	163990902	9/12/2016	399		90,283,319.58
1210754	162700902	9/13/2016	399	53,509,489.98	
1210755	163990901	9/13/2016	399	32,738,185.42	
1210778	1706126	9/13/2016	399	11,814.58	
1210756	163990902	9/13/2016	399		85,620,996.67
1210757	163990903	9/13/2016	399		638,493.31
1211077	162700905	9/14/2016	399	103,732,303.00	
1211079	163990902	9/14/2016	399	3,792,153.23	
1211081	163990904	9/14/2016	399	416,063.20	
1211075	162700903	9/14/2016	399		2,479.72
1211076	162700904	9/14/2016	399		300,724.19

Run Date: 12/30/2016
 Run Time: 3:29:09PM

Demand Account Activity

Start Date: 7/1/2016 End Date: 12/30/2016

Page: 223
 User: 0

Jnl. Entry	Ref #	Trx. Date	Ledger	Debit Amount	Credit Amount
1211078	163990901	9/14/2016	399		3,491,429.04
1211080	163990903	9/14/2016	399		413,583.48
1211082	163990905	9/14/2016	399		103,732,303.00
1212273	162700902	9/15/2016	399	50,529,078.28	
1212360	163990902	9/15/2016	399	30,932,360.65	
1212359	163990901	9/15/2016	399	25,989,675.00	
1212392	1706355	9/15/2016	399	1,148,929.19	
1212364	162700906	9/15/2016	399	575,961.11	
1212362	163990904	9/15/2016	399	255,580.88	
1212390	1706357	9/15/2016	399	15,966.76	
1212287	1706280	9/15/2016	399	14,185.83	
1212391	1706356	9/15/2016	399	10,325.00	
1212358	162700904	9/15/2016	399		271,547.64
1212361	163990903	9/15/2016	399		108,610,368.12
1212365	163990905	9/15/2016	399		590,146.94
1212851	163990901	9/16/2016	399	151,861,245.83	
1212858	163990903	9/16/2016	399	1,518,742.58	
1212743	1706489	9/16/2016	399	138,754.17	
1212883	1706490	9/16/2016	399	46,320.58	
1212846	162700903	9/16/2016	399		45,315,052.26
1212855	163990902	9/16/2016	399		108,250,010.90
1213571	163990910	9/19/2016	399	90,283,319.58	
1213563	162700903	9/19/2016	399	49,683,012.74	
1213577	163990915	9/19/2016	399	24,929,500.00	
1213570	163990909	9/19/2016	399	2,829,046.51	
1213494	163990902	9/19/2016	399	1,515,812.91	
1213569	163990908	9/19/2016	399	389,325.58	
1213579	1706586	9/19/2016	399	16,680.42	
1213495	163990903	9/19/2016	399		1,375,562.20
1213507	162700902	9/19/2016	399		140,250.71
1213564	162700904	9/19/2016	399		260,788.00
1213566	163990904	9/19/2016	399		527,540.03
1213567	163990905	9/19/2016	399		139,455,472.71
1213568	163990907	9/19/2016	399		347,541.69
1213574	163990906	9/19/2016	399		2,610,042.40
1213524	162700901	9/19/2016	399		24,929,500.00
1214012	163990905	9/20/2016	399	164,396,218.33	
1214006	162700906	9/20/2016	399	24,986,795.98	
1214010	163990903	9/20/2016	399	18,986,700.00	
1214015	163990908	9/20/2016	399	4,600,393.85	
1213919	163990902	9/20/2016	399	638,493.60	
1214008	1706715	9/20/2016	399	81,830.32	
1214019	1706714	9/20/2016	399	53,781.67	
1214035	163990915	9/20/2016	399	13,566.67	
1214032	1706713	9/20/2016	399	13,300.00	
1213617	1706610	9/20/2016	399	4,785.00	
1213917	162700903	9/20/2016	399		41,825.46
1213918	163990901	9/20/2016	399		596,668.14
1214005	162700905	9/20/2016	399		1,015,000.00
1214009	162700911	9/20/2016	399		18,351.67
1214011	163990904	9/20/2016	399		17,985,000.00
1214013	163990906	9/20/2016	399		342,261.39
1214014	163990907	9/20/2016	399		193,776,758.76
1214103	162700905	9/21/2016	399	219,705,104.42	
1214105	163990902	9/21/2016	399	29,979,861.13	
1214429	1706771	9/21/2016	399	20,138.87	

Run Date: 12/30/2016
 Run Time: 3:29:09PM

Demand Account Activity

Start Date: 7/1/2016 End Date: 12/30/2016

Page: 224
 User: 0

Jnl. Entry	Ref #	Trx. Date	Ledger	Debit Amount	Credit Amount
1214104	163990901	9/21/2016	399		249,705,104.42
1214866	163990905	9/22/2016	399	26,770,818.21	
1214824	162700903	9/22/2016	399	21,136,556.34	
1214867	163990906	9/22/2016	399	6,591,750.00	
1214801	163990901	9/22/2016	399	3,403,667.47	
1214920	1706962	9/22/2016	399	9,181.79	
1214924	1706963	9/22/2016	399	8,250.00	
1214863	162700904	9/22/2016	399		3,483.33
1214864	163990903	9/22/2016	399		6,596,516.67
1214865	163990904	9/22/2016	399		47,916,556.34
1214797	162700902	9/22/2016	399		219,470.27
1214803	163990902	9/22/2016	399		3,184,197.20
1215369	163990902	9/23/2016	399	131,892,588.89	
1215349	1707071	9/23/2016	399	107,411.11	
1215264	162700901	9/23/2016	399		49,956,642.66
1215367	163990901	9/23/2016	399		81,433,107.78
1215376	163990903	9/23/2016	399		610,249.56
1215728	163990901	9/26/2016	399	79,856,613.50	
1215736	163990904	9/26/2016	399	26,613,809.21	
1215737	163990905	9/26/2016	399	1,993,213.61	
1215725	1707183	9/26/2016	399	531,122.03	
1215735	163990903	9/26/2016	399	242,714.41	
1215727	1707184	9/26/2016	399	43,386.50	
1215640	1707127	9/26/2016	399	29,326.39	
1215729	1707185	9/26/2016	399	13,807.20	
1215722	162700903	9/26/2016	399		2,022,540.00
1215724	162700905	9/26/2016	399		256,521.61
1215726	162700906	9/26/2016	399		87,300,991.28
1215730	163990902	9/26/2016	399		19,743,939.96
1216133	162700903	9/27/2016	399	70,607,886.91	
1216136	163990903	9/27/2016	399	63,688,233.19	
1216137	163990904	9/27/2016	399	14,982,433.59	
1216175	1707315	9/27/2016	399	11,766.81	
1216134	163990901	9/27/2016	399		145,296,165.69
1216135	163990902	9/27/2016	399		3,994,154.81
1216533	163990902	9/28/2016	399	333,359,685.04	
1216576	1707416	9/28/2016	399	58,314.96	
1216527	162700904	9/28/2016	399		213,523,000.00
1216532	163990901	9/28/2016	399		119,895,000.00
1217716	163990903	9/29/2016	399	318,331,281.55	
1217739	1707514	9/29/2016	399	250,718.45	
1217713	162700903	9/29/2016	399		263,044,344.21
1217714	163990901	9/29/2016	399		53,952,311.12
1217715	163990902	9/29/2016	399		1,585,344.67
1218234	1727022	9/30/2016	399	144,884,033.59	
1218230	1727018	9/30/2016	399	6,993,777.78	
1218210	1707711	9/30/2016	399	115,966.41	
1218214	1707713	9/30/2016	399	5,777.78	
1218212	1707712	9/30/2016	399	444.44	
1218231	1727019	9/30/2016	399		6,487,686.11
1218232	1727020	9/30/2016	399		512,313.89
1218233	1727021	9/30/2016	399		13,988,022.22
1218235	1727023	9/30/2016	399		5,615,138.23
1218236	1727024	9/30/2016	399		125,396,839.55
1218803	162701004	10/3/2016	399	335,514,605.46	
1218805	163991002	10/3/2016	399	4,994,652.78	

Run Date: 12/30/2016
 Run Time: 3:29:09PM

Demand Account Activity

Start Date: 7/1/2016 End Date: 12/30/2016

Page: 225
 User: 0

Jnl. Entry	Ref #	Trx. Date	Ledger	Debit Amount	Credit Amount
1218806	163991003	10/3/2016	399	20,000.00	
1218810	1707774	10/3/2016	399	10,112.52	
1218808	1707775	10/3/2016	399	7,391.46	
1218811	1707776	10/3/2016	399	5,347.22	
1218812	1707777	10/3/2016	399	2,482.92	
1218804	163991001	10/3/2016	399		6,703,543.74
1218807	163991004	10/3/2016	399		333,851,048.62
1219134	162701002	10/4/2016	399	55,607,671.25	
1219177	163991001	10/4/2016	399	11,023,808.88	
1219201	1707895	10/4/2016	399	10,191.12	
1219179	163991002	10/4/2016	399		66,641,671.25
1219515	163991002	10/5/2016	399	26,474,979.58	
1219518	1707919	10/5/2016	399	25,020.42	
1219514	163991001	10/5/2016	399		23,720,972.22
1219512	162701002	10/5/2016	399		2,779,027.78
1219903	163991001	10/6/2016	399	101,650,287.92	
1219915	1708043	10/6/2016	399	99,712.08	
1219902	162701001	10/6/2016	399		62,269,644.72
1219904	163991002	10/6/2016	399		39,480,355.28
1220386	1639911002	10/7/2016	399	85,588,089.38	
1220471	1708261	10/7/2016	399	43,910.62	
1220357	162701003	10/7/2016	399		41,676,672.22
1220370	163991001	10/7/2016	399		43,955,327.78
1221002	163991002	10/11/2016	399	104,955,161.11	
1221078	1708399	10/11/2016	399	44,838.89	
1220999	162701001	10/11/2016	399		27,843,191.00
1221001	163991001	10/11/2016	399		76,971,552.78
1221003	163991003	10/11/2016	399		185,256.22
1221536	Back Out Journal Er	10/12/2016	399	137,711,340.14	
1221409	163991003	10/12/2016	399	112,665,129.45	
1221401	162701006	10/12/2016	399	25,640,474.85	
1221382	163991001	10/12/2016	399	6,703,543.74	
1221430	163991006	10/12/2016	399	6,596,516.67	
1221432	163991007	10/12/2016	399	5,995,000.00	
1221526	1708543	10/12/2016	399	34,870.55	
1221527	1708544	10/12/2016	399	5,000.00	
1221525	1708542	10/12/2016	399	3,483.33	
1221540	162701011	10/12/2016	399	297.50	
1221381	162701004	10/12/2016	399		208,022.92
1221383	163991002	10/12/2016	399		6,495,520.82
1221394	162701005	10/12/2016	399		1,019,997.11
1221415	163991004	10/12/2016	399		629,134.71
1221428	163991005	10/12/2016	399		137,711,340.14
1221433	163991008	10/12/2016	399		11,580,002.89
1221537	Correct Journal Entr	10/12/2016	399		137,711,637.64
1222667	172701005	10/13/2016	399	143,044,907.26	
1222700	172701008	10/13/2016	399	5,994,458.33	
1222617	1708598	10/13/2016	399	14,038.89	
1222771	1708713	10/13/2016	399	5,541.67	
1222695	172701006	10/13/2016	399		143,044,907.26
1222698	172701007	10/13/2016	399		5,994,666.67
1222705	172701009	10/13/2016	399		6,518.06
1222707	172701010	10/13/2016	399		7,520.83
1222758	172701013	10/13/2016	399		5,333.33
1223119	172701008	10/14/2016	399	332,300,925.39	
1223202	1708848	10/14/2016	399	282,074.61	

Run Date: 12/30/2016
 Run Time: 3:29:09PM

Demand Account Activity

Page: 226
 User: 0

Start Date: 7/1/2016 End Date: 12/30/2016

Jnl. Entry	Ref #	Trx. Date	Ledger	Debit Amount	Credit Amount
1223117	172701007	10/14/2016	399		213,648,481.94
1223121	172701009	10/14/2016	399		118,934,518.06
1223629	163991001	10/17/2016	399	44,451,718.89	
1223639	1708957	10/17/2016	399	1,138,492.37	
1223632	163991003	10/17/2016	399	171,709.07	
1223637	1708956	10/17/2016	399	15,434.23	
1223625	162701004	10/17/2016	399		187,143.30
1223628	162701005	10/17/2016	399		1,872,773.93
1223630	163991002	10/17/2016	399		43,717,437.33
1224069	162701004	10/18/2016	399	82,282,482.47	
1223988	163991002	10/18/2016	399	185,256.22	
1223986	162701002	10/18/2016	399		7,208.61
1223987	163991001	10/18/2016	399		178,047.61
1224070	163991003	10/18/2016	399		82,282,482.47
1224529	162701005	10/19/2016	399	75,563,522.22	
1224535	163991007	10/19/2016	399	7,357,640.63	
1224531	163991003	10/19/2016	399	510,195.95	
1224533	163991005	10/19/2016	399	118,938.76	
1224526	1709153	10/19/2016	399	1,359.37	
1224528	162701004	10/19/2016	399		44,485.52
1224532	163991004	10/19/2016	399		472,308.80
1224534	163991006	10/19/2016	399		82,922,522.22
1224536	163991008	10/19/2016	399		112,340.39
1224694	163991002	10/20/2016	399	34,507,960.05	
1224692	162701004	10/20/2016	399	29,799,923.05	
1224701	Back Out Journal Er	10/20/2016	399	19,978,550.00	
1224690	163991004	10/20/2016	399	17,985,000.00	
1224695	163991003	10/20/2016	399	4,504,940.01	
1224723	1709283	10/20/2016	399	87,473.34	
1224721	1709282	10/20/2016	399	15,000.00	
1224726	1709284	10/20/2016	399	6,039.95	
1224691	162701003	10/20/2016	399		21,450.00
1224693	163991001	10/20/2016	399		19,978,550.00
1224696	163991005	10/20/2016	399		68,906,336.40
1225192	Correct Journal Entr	10/20/2016	399		17,978,550.00
1225506	162701004	10/21/2016	399	70,578,661.59	
1225621	163991003	10/21/2016	399	19,995,916.67	
1225196	1709288	10/21/2016	399	9,345.00	
1225598	1709380	10/21/2016	399	4,083.33	
1225618	162701012	10/21/2016	399		1,350.00
1225619	163991001	10/21/2016	399		7,995.00
1225620	163991002	10/21/2016	399		68,381.59
1225622	163991004	10/21/2016	399		90,510,280.00
1226001	Correct Journal Entr	10/24/2016	399	115,944,005.00	
1225913	162701004	10/24/2016	399	115,801,144.02	
1226002	Back Out Journal Er	10/24/2016	399	115,397,502.29	
1226011	163991010	10/24/2016	399	29,918,541.60	
1225915	163991001	10/24/2016	399		115,397,502.29
1225917	163991002	10/24/2016	399		403,641.73
1226000	Back Out Journal Er	10/24/2016	399		115,801,144.02
1226003	Correct Journal Entr	10/24/2016	399		115,540,363.27
1226010	162701006	10/24/2016	399		29,918,541.60
1226457	163991003	10/25/2016	399	249,377,944.17	
1226452	162701003	10/25/2016	399	158,670,955.02	
1226453	163991001	10/25/2016	399	27,654,082.92	
1226462	1709646	10/25/2016	399	634,837.64	

Run Date: 12/30/2016
 Run Time: 3:29:09PM

Demand Account Activity

Page: 227
 User: 0

Start Date: 7/1/2016 End Date: 12/30/2016

Jnl. Entry	Ref #	Trx. Date	Ledger	Debit Amount	Credit Amount
1226456	163991002	10/25/2016	399	135,892.14	
1226450	1709645	10/25/2016	399	122,055.83	
1226463	1709647	10/25/2016	399	16,508.78	
1226451	162701002	10/25/2016	399		152,400.92
1226458	163991004	10/25/2016	399		436,459,875.58
1226803	163991002	10/26/2016	399	194,398,543.06	
1226922	163991015	10/26/2016	399	49,989,791.67	
1226820	1709710	10/26/2016	399	101,456.94	
1226862	163991003	10/26/2016	399	10,027.77	
1226819	1709709	10/26/2016	399	6,518.06	
1226790	162701003	10/26/2016	399		44,707,979.26
1226802	163991001	10/26/2016	399		149,792,020.74
1226804	162701004	10/26/2016	399		16,545.83
1226923	162701015	10/26/2016	399		49,989,791.67
1228042	162701002	10/27/2016	399	111,006,617.37	
1228101	162701005	10/27/2016	399	49,989,791.67	
1228122	163991010	10/27/2016	399	39,993,155.56	
1228048	163991001	10/27/2016	399	4,972,178.07	
1228050	163991003	10/27/2016	399	6,250.00	
1228005	1709888	10/27/2016	399	1,350.00	
1228106	1709915	10/27/2016	399	821.93	
1228047	162701004	10/27/2016	399		7,600.00
1228049	163991002	10/27/2016	399		115,979,617.37
1228102	163991005	10/27/2016	399		49,989,791.67
1228115	162701015	10/27/2016	399		39,993,155.56
1228628	163991001	10/28/2016	399	408,658,656.94	
1228651	1709941	10/28/2016	399	341,343.06	
1228627	162701003	10/28/2016	399		234,033,152.78
1228629	163991002	10/28/2016	399		174,966,847.22
1229585	172701008	10/31/2016	399	82,712,675.00	
1229612	Back Out Journal Er	10/31/2016	399	82,712,675.00	
1229587	1710128	10/31/2016	399	37,325.00	
1229592	1727020	10/31/2016	399		82,712,675.00
1229613	Correct Journal Entr	10/31/2016	399		82,750,000.00
1229968	163991104	11/1/2016	399	59,176,537.55	
1230010	163991109	11/1/2016	399	14,571,548.89	
1229969	163991105	11/1/2016	399	5,988,666.67	
1229972	163991107	11/1/2016	399	1,197,766.67	
1229964	163991101	11/1/2016	399	1,067,076.55	
1229955	1710190	11/1/2016	399	48,984.44	
1229996	1710208	11/1/2016	399	40,462.45	
1229983	1710191	11/1/2016	399	17,777.78	
1230012	1710209	11/1/2016	399	11,333.33	
1230018	1710211	11/1/2016	399	2,233.33	
1229951	162701102	11/1/2016	399		4,766.67
1229962	162701103	11/1/2016	399		34,742,246.58
1229966	163991102	11/1/2016	399		7,195,233.33
1229967	163991103	11/1/2016	399		24,994,895.83
1229970	163991106	11/1/2016	399		564,367.89
1230003	162701104	11/1/2016	399		5,833.33
1230004	162701105	11/1/2016	399		14,620,533.33
1230009	163991108	11/1/2016	399		11,944.45
1230390	163991102	11/2/2016	399	148,767,498.80	
1230353	1710291	11/2/2016	399	28,501.20	
1230391	163991103	11/2/2016	399	14,987.85	
1230356	1710292	11/2/2016	399	2,445.90	

Run Date: 12/30/2016
 Run Time: 3:29:09PM

Demand Account Activity

Page: 228
 User: 0

Start Date: 7/1/2016 End Date: 12/30/2016

Jnl. Entry	Ref #	Trx. Date	Ledger	Debit Amount	Credit Amount
1230226	162701103	11/2/2016	399		36,697,855.48
1230389	163991101	11/2/2016	399		112,098,144.52
1230841	163991101	11/3/2016	399	75,986,461.81	
1230839	162701104	11/3/2016	399	14,988,673.61	
1230828	1710454	11/3/2016	399	13,538.19	
1230835	162701101	11/3/2016	399		13,337.91
1230842	163991102	11/3/2016	399		75,986,662.09
1230843	163991103	11/3/2016	399		14,988,673.61
1231169	163991102	11/4/2016	399	257,855,116.53	
1231263	1710594	11/4/2016	399	144,883.47	
1231132	162701101	11/4/2016	399		79,931,765.59
1231167	163991101	11/4/2016	399		6,844,828.16
1231171	163991103	11/4/2016	399		171,223,406.25
1231633	163991102	11/7/2016	399	27,491,136.73	
1231581	162701102	11/7/2016	399	3,369,493.61	
1231639	1710710	11/7/2016	399	20,863.27	
1231631	163991101	11/7/2016	399		30,881,493.61
1232012	163991102	11/8/2016	399	95,756,316.39	
1232075	1710834	11/8/2016	399	43,683.61	
1232002	162701101	11/8/2016	399		49,326,236.11
1232011	163991101	11/8/2016	399		46,473,763.89
1232503	163991103	11/9/2016	399	122,087,755.63	
1232504	163991104	11/9/2016	399	9,983,902.78	
1232595	1710978	11/9/2016	399	30,244.37	
1232594	1710977	11/9/2016	399	16,097.22	
1232492	162701103	11/9/2016	399		4,555.56
1232500	162701104	11/9/2016	399		43,448,511.67
1232501	163991101	11/9/2016	399		9,995,444.44
1232502	163991102	11/9/2016	399		78,669,488.33
1233756	163991101	11/10/2016	399	284,187,457.23	
1233795	163991105	11/10/2016	399	53,976,000.00	
1233767	1711091	11/10/2016	399	62,542.77	
1233768	1711092	11/10/2016	399	330.56	
1233758	163991103	11/10/2016	399	11.66	
1233670	162701103	11/10/2016	399		53,019,251.16
1233752	162701104	11/10/2016	399		342.22
1233757	163991102	11/10/2016	399		231,230,748.84
1233761	162701110	11/10/2016	399		53,976,000.00
1234173	172701103	11/14/2016	399	197,177,979.15	
1234208	172701119	11/14/2016	399	5,994,666.67	
1234154	1711212	11/14/2016	399	222,020.85	
1234085	1711146	11/14/2016	399	10,000.00	
1234153	1711211	11/14/2016	399	5,333.33	
1234211	172701120	11/14/2016	399		5,498,117.78
1234167	172701102	11/14/2016	399		501,882.22
1234174	172701104	11/14/2016	399		47,961,525.00
1234175	172701109	11/14/2016	399		149,438,475.00
1234182	172701116	11/14/2016	399		5,075.00
1234183	172701117	11/14/2016	399		4,925.00
1234826	172701104	11/15/2016	399	112,420,893.17	
1234825	172701103	11/15/2016	399	87,959,587.16	
1234850	172701111	11/15/2016	399	37,709,399.32	
1234859	1711355	11/15/2016	399	1,030,925.95	
1234864	172701112	11/15/2016	399	149,675.57	
1234860	1711356	11/15/2016	399	65,106.83	
1234808	1711354	11/15/2016	399	15,117.85	

Run Date: 12/30/2016
 Run Time: 3:29:09PM

Demand Account Activity

Start Date: 7/1/2016 End Date: 12/30/2016

Page: 229
 User: 0

Jnl. Entry	Ref #	Trx. Date	Ledger	Debit Amount	Credit Amount
1234865	172701113	11/15/2016	399		164,793.42
1234869	172701114	11/15/2016	399		239,185,912.43
1235260	172701103	11/16/2016	399	66,536,465.15	
1235284	172701107	11/16/2016	399	49,990,277.78	
1235283	172701110	11/16/2016	399	27,931,757.78	
1235301	172701126	11/16/2016	399	6,844,828.16	
1235285	172701108	11/16/2016	399	1,419,283.51	
1235309	172701131	11/16/2016	399	564,367.89	
1235281	1711465	11/16/2016	399	68,242.22	
1235279	1711464	11/16/2016	399	42,310.66	
1235278	1711463	11/16/2016	399	9,722.22	
1235286	172701109	11/16/2016	399		27,972,000.00
1235267	172701105	11/16/2016	399		28,000.00
1235280	172701106	11/16/2016	399		117,998,059.32
1235307	172701130	11/16/2016	399		12,637.01
1235304	172701127	11/16/2016	399		6,744,375.60
1235306	172701128	11/16/2016	399		100,452.56
1235315	1727030	11/16/2016	399		551,730.88
1235755	172701110	11/17/2016	399	107,293,637.73	
1235756	172701113	11/17/2016	399	75,219,869.31	
1235751	172701108	11/17/2016	399	1,499,037.50	
1235766	1711577	11/17/2016	399	18,362.27	
1235739	1711564	11/17/2016	399	342.22	
1235753	172701109	11/17/2016	399		1,499,379.72
1235754	172701111	11/17/2016	399		182,531,869.31
1236134	172701104	11/18/2016	399	123,172,238.69	
1236168	1172701106	11/18/2016	399	8,101,280.09	
1236237	1711712	11/18/2016	399	106,761.31	
1236164	172701005	11/18/2016	399		131,380,280.09
1236562	162701103	11/21/2016	399	83,190,713.72	
1236564	163991101	11/21/2016	399	10,895,549.17	
1236566	163991103	11/21/2016	399	4,415,386.54	
1236633	1711844	11/21/2016	399	83,547.19	
1236634	1711845	11/21/2016	399	4,450.83	
1236565	163991102	11/21/2016	399		98,589,647.45
1237005	162701102	11/22/2016	399	108,330,072.77	
1237144	Back Out Journal Er	11/22/2016	399	11,305.56	
1236657	1711856	11/22/2016	399	5,833.33	
1237058	Back Out Journal Er	11/22/2016	399	5,472.23	
1237152	Back Out Journal Er	11/22/2016	399	5,472.23	
1237039	172701101	11/22/2016	399		11,305.56
1237041	172701103	11/22/2016	399		5,472.23
1237043	172701103	11/22/2016	399		5,472.23
1237017	163991101	11/22/2016	399		108,330,072.77
1237546	162701104	11/23/2016	399	173,285,927.43	
1237614	163991105	11/23/2016	399	137,246,922.65	
1237610	163991102	11/23/2016	399	70,000,000.00	
1237612	163991104	11/23/2016	399	5,996,333.33	
1237664	1712157	11/23/2016	399	83,077.35	
1237545	163991101	11/23/2016	399	5,472.23	
1237663	1712156	11/23/2016	399	3,666.67	
1237536	162701102	11/23/2016	399		11,305.56
1237608	162701105	11/23/2016	399		5,413.33
1237611	163991103	11/23/2016	399		5,994,586.67
1237615	163991106	11/23/2016	399		380,615,927.43
1238782	163991103	11/28/2016	399	422,448,310.39	

Run Date: 12/30/2016
 Run Time: 3:29:09PM

Demand Account Activity

Page: 230
 User: 0

Start Date: 7/1/2016 End Date: 12/30/2016

Jnl. Entry	Ref #	Trx. Date	Ledger	Debit Amount	Credit Amount
1238711	163991102	11/28/2016	399	25,174,225.99	
1238790	163991106	11/28/2016	399	17,978,550.00	
1238786	163991105	11/28/2016	399	5,498,117.78	
1238797	163991108	11/28/2016	399	3,499,037.50	
1238743	1712253	11/28/2016	399	621,817.60	
1238785	1712255	11/28/2016	399	456,689.61	
1238710	163991101	11/28/2016	399	164,320.84	
1238742	1712247	11/28/2016	399	24,145.83	
1238789	1712256	11/28/2016	399	21,450.00	
1238795	1712257	11/28/2016	399	15,406.02	
1238800	163991109	11/28/2016	399	12,324.17	
1238779	1712258	11/28/2016	399	1,882.22	
1238744	1712248	11/28/2016	399	962.50	
1238783	1712254	11/28/2016	399	0.08	
1238708	162701103	11/28/2016	399		179,726.86
1238709	162701104	11/28/2016	399		25,796,043.67
1238772	162701105	11/28/2016	399		32,375.00
1238774	162701106	11/28/2016	399		346,911,016.66
1238777	162701112	11/28/2016	399		3,500,000.00
1238780	162701114	11/28/2016	399		36,470.00
1238784	163991104	11/28/2016	399		23,467,625.00
1238793	163991107	11/28/2016	399		75,993,983.34
1239253	163991103	11/29/2016	399	328,891,841.42	
1239252	163991102	11/29/2016	399	9,995,444.44	
1239290	1712398	11/29/2016	399	199,158.58	
1239280	1712397	11/29/2016	399	4,555.56	
1239249	162701104	11/29/2016	399		5,750.00
1239250	162701105	11/29/2016	399		92,654,083.06
1239251	163991101	11/29/2016	399		9,994,250.00
1239254	163991104	11/29/2016	399		236,436,916.94
1239649	163991102	11/30/2016	399	686,575,068.77	
1239633	162701103	11/30/2016	399	138,808,866.34	
1239627	1712446	11/30/2016	399	233,931.23	
1239648	163991101	11/30/2016	399		695,082,548.00
1239650	163991103	11/30/2016	399		130,535,318.34
1240112	163991204	12/1/2016	399	395,071,487.09	
1240109	162701207	12/1/2016	399	121,612,956.64	
1240040	162701204	12/1/2016	399	78,086,636.23	
1240114	163991206	12/1/2016	399	6,487,686.11	
1240113	163991205	12/1/2016	399	1,198,900.00	
1240046	1627005	12/1/2016	399	595,527.78	
1240129	1712632	12/1/2016	399	78,512.91	
1240038	1712573	12/1/2016	399	20,533.33	
1240110	163991202	12/1/2016	399	19,988.10	
1240127	1712630	12/1/2016	399	12,313.89	
1240128	1712631	12/1/2016	399	2,408.78	
1240131	1712633	12/1/2016	399	1,100.00	
1240017	162701202	12/1/2016	399		78,086,636.23
1240104	163991201	12/1/2016	399		616,061.11
1240111	163991203	12/1/2016	399		459,922,530.30
1240115	1639912007	12/1/2016	399		7,687,885.33
1240116	163991208	12/1/2016	399		56,862,823.22
1240117	162701215	12/1/2016	399		12,114.67
1240630	163991202	12/2/2016	399	56,449,509.02	
1240737	162351201	12/2/2016	399	12,997,472.22	
1240738	164701201	12/2/2016	399	1,999,611.11	

Run Date: 12/30/2016
 Run Time: 3:29:09PM

Demand Account Activity

Page: 231
 User: 0

Start Date: 7/1/2016 End Date: 12/30/2016

Jnl. Entry	Ref #	Trx. Date	Ledger	Debit Amount	Credit Amount
1240710	1712738	12/2/2016	399	50,490.98	
1240611	1712654	12/2/2016	399	10,995.83	
1240616	162701202	12/2/2016	399		56,500,000.00
1240627	162701203	12/2/2016	399		2,527.78
1240709	Correct Journal Entr	12/2/2016	399		8,468.05
1240735	1639901	12/2/2016	399		1,999,611.11
1240736	1639902	12/2/2016	399		12,997,472.22
1241027	162701202	12/5/2016	399	120,383,979.73	
1241028	163991201	12/5/2016	399	8,393,630.00	
1241060	1712825	12/5/2016	399	6,370.00	
1241029	163991202	12/5/2016	399		128,783,979.73
1241442	163991201	12/6/2016	399	17,999,515.00	
1241548	163991204	12/6/2016	399	12,997,472.22	
1241547	163991203	12/6/2016	399	1,999,611.11	
1241493	1712942	12/6/2016	399	485.00	
1241441	162701202	12/6/2016	399		18,000,000.00
1241549	163991205	12/6/2016	399		12,997,472.22
1241546	163991202	12/6/2016	399		1,999,611.11
1241966	163991202	12/7/2016	399	6,595,765.00	
1241962	162701204	12/7/2016	399	2,793,681.11	
1241972	1713073	12/7/2016	399	4,235.00	
1241964	163991201	12/7/2016	399		9,393,681.11
1243299	163991201	12/8/2016	399	49,990,000.00	
1243311	1713312	12/8/2016	399	10,000.00	
1243225	1713240	12/8/2016	399	4,472.22	
1243289	162701203	12/8/2016	399		17,013,475.00
1243298	162701206	12/8/2016	399		4,025.00
1243301	163991202	12/8/2016	399		32,986,525.00
1243302	163991203	12/8/2016	399		447.22
1243621	163991201	12/9/2016	399	203,398,692.40	
1243734	163991210	12/9/2016	399	24,271,657.60	
1243626	163991204	12/9/2016	399	6,588,622.33	
1243628	163991205	12/9/2016	399	4,991,380.56	
1243760	1713446	12/9/2016	399	41,307.60	
1243759	1713445	12/9/2016	399	11,377.67	
1243758	1713444	12/9/2016	399	8,619.44	
1243629	163991206	12/9/2016	399	6,590.28	
1243652	1713351	12/9/2016	399	2,527.78	
1243614	162701204	12/9/2016	399		9,118.06
1243617	162701206	12/9/2016	399		36,349,120.73
1243619	162701211	12/9/2016	399		1,006,477.78
1243623	163991202	12/9/2016	399		10,593,522.22
1243625	163991203	12/9/2016	399		167,090,879.27
1243720	162701200	12/9/2016	399		24,271,657.60
1244067	163991202	12/12/2016	399	138,663,141.67	
1244054	162701201	12/12/2016	399	36,661,994.42	
1244139	1713560	12/12/2016	399	150,858.33	
1244066	163991201	12/12/2016	399		175,475,994.42
1244548	163991203	12/13/2016	399	64,974,722.22	
1244546	162701205	12/13/2016	399	20,880,466.39	
1244539	1713674	12/13/2016	399	25,277.78	
1244466	1713596	12/13/2016	399	5,075.00	
1244547	163991202	12/13/2016	399		85,880,466.39
1244456	162701203	12/13/2016	399		1,050.00
1244457	163991201	12/13/2016	399		4,025.00
1244960	163991205	12/14/2016	399	128,744,184.73	

Run Date: 12/30/2016
 Run Time: 3:29:09PM

Demand Account Activity

Page: 232
 User: 0

Start Date: 7/1/2016 End Date: 12/30/2016

Jnl. Entry	Ref #	Trx. Date	Ledger	Debit Amount	Credit Amount
1244937	163991203	12/14/2016	399	50,492,405.34	
1244901	162701203	12/14/2016	399	46,839,523.82	
1244911	163991201	12/14/2016	399		46,839,523.82
1244934	162701205	12/14/2016	399		642,385.08
1244936	163991202	12/14/2016	399		49,850,020.26
1244938	162701206	12/14/2016	399		1,733,212.15
1244957	163991204	12/14/2016	399		127,010,972.58
1245016	163991201	12/15/2016	399	160,150,410.46	
1245337	162701204	12/15/2016	399	70,068,867.61	
1245343	163991203	12/15/2016	399	42,923,063.63	
1245344	163991204	12/15/2016	399	21,247,656.25	
1245359	1713858	12/15/2016	399	703,693.77	
1245348	163991205	12/15/2016	399	148,128.50	
1245360	1713859	12/15/2016	399	14,863.11	
1245412	163991206	12/15/2016	399	5,975.00	
1245341	1713845	12/15/2016	399	4,025.00	
1245358	1713857	12/15/2016	399	2,343.75	
1245015	162701202	12/15/2016	399		577,271.76
1245017	163991202	12/15/2016	399		159,573,138.70
1245331	162701203	12/15/2016	399		162,991.61
1245338	163991202	12/15/2016	399		134,945,625.01
1245410	162701206	12/15/2016	399		10,000.00
1245524	162701203	12/16/2016	399	34,152,662.01	
1246179	163991203	12/16/2016	399	28,000,000.00	
1246172	162701204	12/16/2016	399		21,572.22
1246174	163991201	12/16/2016	399		34,985,027.78
1246176	163991202	12/16/2016	399		27,978,427.78
1246512	163991204	12/19/2016	399	142,870,374.72	
1246589	Back Out Journal Er	12/19/2016	399	30,024,125.90	
1246593	Correct Journal Entr	12/19/2016	399	30,024,125.90	
1246508	163991201	12/19/2016	399	27,972,000.00	
1246510	163991203	12/19/2016	399	785,739.42	
1246586	1714193	12/19/2016	399	46,626.35	
1246585	1714192	12/19/2016	399	29,625.28	
1246583	1714191	12/19/2016	399	28,000.00	
1246505	162701202	12/19/2016	399		30,024,125.90
1246509	163991202	12/19/2016	399		28,000,000.00
1246511	163991204	12/19/2016	399		172,924,125.90
1246876	162701203	12/20/2016	399	125,795,216.46	
1246877	163991201	12/20/2016	399	81,353,971.77	
1246879	163991203	12/20/2016	399	4,626,612.77	
1246909	1714234	12/20/2016	399	176,028.23	
1246910	1714235	12/20/2016	399	60,227.57	
1246902	1714230	12/20/2016	399	19,401.67	
1246878	163991202	12/20/2016	399		212,012,056.80
1246892	162701205	12/20/2016	399		2,450.00
1246893	163991204	12/20/2016	399		16,951.67
1247413	163991201	12/21/2016	399	104,434,139.93	
1247478	1714458	12/21/2016	399	15,860.07	
1247364	162701203	12/21/2016	399		54,451,388.89
1247415	163991202	12/21/2016	399		49,998,611.11
1248644	162701202	12/22/2016	399	187,944,023.53	
1248714	163991205	12/22/2016	399	149,346,184.85	
1248735	163991215	12/22/2016	399	14,988,541.67	
1248740	Back Out Journal Er	12/22/2016	399	14,988,541.67	
1248751	163991216	12/22/2016	399	14,988,541.67	

Run Date: 12/30/2016
 Run Time: 3:29:09PM

Demand Account Activity

Page: 233
 User: 0

Start Date: 7/1/2016 End Date: 12/30/2016

Jnl. Entry	Ref #	Trx. Date	Ledger	Debit Amount	Credit Amount
1248710	163991201	12/22/2016	399	9,994,250.00	
1248712	163991203	12/22/2016	399	5,994,586.67	
1248742	1714582	12/22/2016	399	103,815.15	
1248743	1714583	12/22/2016	399	5,750.00	
1248744	1714584	12/22/2016	399	5,413.33	
1248741	1714581	12/22/2016	399	3,500.00	
1248715	163991206	12/22/2016	399	175.00	
1248613	162701201	12/22/2016	399		20,622.22
1248697	162701203	12/22/2016	399		3,675.00
1248711	163991202	12/22/2016	399		15,979,377.78
1248713	163991204	12/22/2016	399		337,394,023.53
1248750	162701215	12/22/2016	399		14,988,541.67
1248747	Back Out Journal Er	12/22/2016	399		14,988,541.67
1248752	162701216	12/22/2016	399		14,988,541.67
1249167	163991205	12/27/2016	399	393,225,644.15	
1249079	163991202	12/27/2016	399	103,170,571.03	
1249169	163991206	12/27/2016	399	25,734,874.64	
1249073	162701201	12/27/2016	399	14,988,541.67	
1249203	1714707	12/27/2016	399	559,064.35	
1249204	1714708	12/27/2016	399	205,355.85	
1249164	163991203	12/27/2016	399	166,424.91	
1249202	1714706	12/27/2016	399	22,428.97	
1249200	1714705	12/27/2016	399	15,024.28	
1249071	1714615	12/27/2016	399	2,450.00	
1249177	163991207	12/27/2016	399	122.50	
1249074	162701202	12/27/2016	399		103,193,000.00
1249078	163991201	12/27/2016	399		14,988,541.67
1249093	162701205	12/27/2016	399		399,732,161.21
1249160	162701206	12/27/2016	399		181,449.19
1249162	162701212	12/27/2016	399		2,572.50
1249165	163991204	12/27/2016	399		19,992,777.78
1249969	163991202	12/29/2016	399	188,743,210.00	
1250097	163991210	12/29/2016	399	16,996,033.33	
1249971	163991204	12/29/2016	399	6,096,272.22	
1249970	163991203	12/29/2016	399	4,497,250.00	
1249983	163991206	12/29/2016	399	1,000,291.67	
1250091	1714962	12/29/2016	399	56,790.00	
1249679	1714828	12/29/2016	399	14,980.56	
1250092	1714963	12/29/2016	399	3,727.78	
1250094	1714964	12/29/2016	399	2,750.00	
1250012	163991207	12/29/2016	399		1,236.12
1250015	162701205	12/29/2016	399		1,003,966.67
1250018	162701212	12/29/2016	399		10,069.44
1249965	162701204	12/29/2016	399		1,009,666.67
1249968	163991201	12/29/2016	399		9,590,333.33
1249973	163991205	12/29/2016	399		9,989,930.56
1249699	162701203	12/29/2016	399		178,810,069.44
1250072	162701216	12/29/2016	399		16,996,033.33
1250468	172701205	12/30/2016	399	207,918,493.95	
1250450	1715001	12/30/2016	399	81,506.05	
1250463	173001204	12/30/2016	399		208,000,000.00
Totals for:	399 - Investment Clearing Account			Count: 1,170 21,499,534,867.55	21,499,534,867.55
	Grand Total			Count: 12,788 51,385,202,703.33	51,315,168,527.61

Fund Transaction by Type

Start Date:12/30/16 End Date:12/30/16

Fund	Fund Description	Beginning Balance		Ending Balance
Type	Type Description	Debits	Credits	
AGA0000	General Revenue Allotment	-299,831,440.79		
CTAX	Claims & Taxes	185.00	0.00	
DXFR	Transfer (Deduction)	17,180,191.87	0.00	
GDIS	Distribution (General Fund)	332,168,175.55	0.00	
LCRT	General Letter of Cert	37,294,149.25	0.00	
NDXF	Transfer (Non-Distribution)	1,404,237.95	0.00	
RADJ	Receipt Adjustment	0.01	63,174,775.04	
RCPT	Receipt	0.00	26,245,012.73	
RXFR	Transfer (Regular)	22,652,845.12	21,451,473.23	
TELL	Teller	2,917.04	0.00	
				0.00
ARH0000	Revenue Holding	-64,603,145.12		
RADJ	Receipt Adjustment	65,718,174.06	0.00	
RCPT	Receipt	0.00	1,109,162.54	
RXFR	Transfer (Regular)	16,242.00	22,108.40	
				0.00
ARHDSMV	RevHold DSMV (0610)	-46,664.99		
RCPT	Receipt	0.00	3,717,483.64	
RXFR	Transfer (Regular)	4,040,008.75	322,868.31	
				-47,008.19
ASA0000	Special Revenue Allotment	-175,850,544.91		
4LHC	Four Lane Highway Constructio	22,458,442.80	0.00	
DXFR	Transfer (Deduction)	4,811,596.67	0.00	
HDIS	Distribution (Highway Fund)	44,645,056.83	0.00	
HSDIS	Highway Severance Distribution	3,830,506.54	0.00	
SDIS	Distribution (Special Fund)	109,605,429.68	0.00	
SPEC	Special Reversing Entry	0.00	9,500,487.61	
				0.00
BAA0000	Public Health	-5,243,891.91		
GDIS	Distribution (General Fund)	0.00	2,084,014.25	
RXFR	Transfer (Regular)	80,952.68	10,752.44	
				-7,257,705.92
BAA0100	Public Health	-15,817,094.21		
CTAX	Claims & Taxes	6.78	0.00	
RCPT	Receipt	0.00	40,211.27	
RXFR	Transfer (Regular)	14,702.20	268,113.43	
SDIS	Distribution (Special Fund)	0.00	764,268.89	
SPEC	Special Reversing Entry	39,017.57	0.00	
				-16,835,961.25
BAA0200	Health NonDiscretionary Rev	-6,059,814.84		
RCPT	Receipt	0.00	113,166.10	
RXFR	Transfer (Regular)	3,044.26	0.00	
SDIS	Distribution (Special Fund)	0.00	13,109.23	
				-6,183,045.91
BAA0300	Trauma System Exp 1386/09	-4,982,150.89		
WARR	Warrants	165,017.30	0.00	
				-4,817,133.59
BAA0310	Trauma GR Hold (0645)	-1,266,415.42		
RXFR	Transfer (Regular)	36,157.07	5,376.22	

Fund Transaction by Type

Start Date:12/30/16 End Date:12/30/16

Fund	Fund Description	Beginning Balance			Ending Balance
Type	Type Description	Debits	Credits		
					-1,235,634.57
BAA2000	Cosmetology Revenue 4/09	-4,960,831.64			
RCPT	Receipt	0.00	5,890.00		
SDIS	Distribution (Special Fund)	0.00	212,189.76		
SPEC	Special Reversing Entry	5,890.00	0.00		
					-5,173,021.40
BAA9000	PH Salary Alloc Hold (0645)	-1,040,913.74			
RXFR	Transfer (Regular)	17,899.68	0.00		
					-1,023,014.06
CAA0000	Univ of AR Fayetteville	0.00			
GDIS	Distribution (General Fund)	0.00	17,078,043.79		
					-17,078,043.79
CAA0100	Univ of AR Fayetteville	-978,440.67			
SDIS	Distribution (Special Fund)	0.00	3.30		
					-978,443.97
CAA0300	UAF Law School SR	-196,454.16			
SDIS	Distribution (Special Fund)	0.00	34,556.00		
					-231,010.16
CCA0000	Univ of AR Medical Center	-1,964.86			
GDIS	Distribution (General Fund)	0.00	1,736,250.25		
					-1,738,215.11
CCA0100	UAMS College of Pharmacy	-188.75			
RXFR	Transfer (Regular)	0.00	523.86		
SDIS	Distribution (Special Fund)	0.00	31,338.05		
SPEC	Special Reversing Entry	523.86	0.00		
					-31,526.80
CCA0200	UAMS 4% Mixed Drink Tax SR	0.00			
RXFR	Transfer (Regular)	0.00	11,224.49		
SDIS	Distribution (Special Fund)	0.00	285,005.80		
SPEC	Special Reversing Entry	11,224.49	0.00		
					-285,005.80
CEA0000	Univ of AR Little Rock	-4,347,000.00			
GDIS	Distribution (General Fund)	0.00	1,108,100.92		
					-5,455,100.92
CEA0100	UA Little Rock Law School SR	-232,428.31			
SDIS	Distribution (Special Fund)	0.00	34,556.00		
					-266,984.31
CGA0000	Univ AR Pine Bluff	-5,683,032.16			
GDIS	Distribution (General Fund)	0.00	2,282,320.16		
					-7,965,352.32
CIA0000	Univ AR Monticello	-7.31			
GDIS	Distribution (General Fund)	0.00	1,431,769.06		
					-1,431,776.37
CKA0000	AR State Univ Jonesboro	-4,228,000.00			
GDIS	Distribution (General Fund)	0.00	1,077,683.56		
					-5,305,683.56
CMA0000	AR State Univ Beebe	-409,324.96			
GDIS	Distribution (General Fund)	0.00	1,062,710.59		
					-1,472,035.55
CMN0000	AR State Univ Newport	0.00			

Fund Transaction by Type

Start Date:12/30/16 End Date:12/30/16

Fund	Fund Description	Beginning Balance	Ending Balance
Type	Type Description	Debits	Credits
GDIS	Distribution (General Fund)	0.00	538,038.20
			-538,038.20
CMS0000	School for Math/Sci/Arts	-2,169,287.49	
GDIS	Distribution (General Fund)	0.00	99,935.80
			-2,269,223.29
COA0000	AR Tech University	-2,000.00	
GDIS	Distribution (General Fund)	0.00	2,892,669.69
			-2,894,669.69
CQA0000	Henderson State University	0.00	
GDIS	Distribution (General Fund)	0.00	344,846.19
			-344,846.19
CSA0000	Southern AR University	-3,240.65	
GDIS	Distribution (General Fund)	0.00	1,399,349.54
			-1,402,590.19
CSS0000	SAU Tech	-599,067.49	
GDIS	Distribution (General Fund)	0.00	693,627.34
			-1,292,694.83
CTB0000	Black River Tech College	0.00	
GDIS	Distribution (General Fund)	0.00	548,922.62
			-548,922.62
CTC0000	Cossatot Comm College UA	-360,871.40	
GDIS	Distribution (General Fund)	0.00	304,903.51
			-665,774.91
CTG0000	UA Comm College Batesville	-409.53	
GDIS	Distribution (General Fund)	0.00	370,921.22
			-371,330.75
CTH0000	AR State University Mt Home	-1,132.53	
GDIS	Distribution (General Fund)	0.00	327,557.84
			-328,690.37
CTJ0000	UA Comm College Morrilton	0.00	
GDIS	Distribution (General Fund)	0.00	450,931.09
			-450,931.09
CTM0000	Mid-South Comm College	-3,133,969.54	
GDIS	Distribution (General Fund)	0.00	481,086.70
SDIS	Distribution (Special Fund)	0.00	1,670.29
			-3,616,726.53
CTO0000	Ozarka College	0.00	
GDIS	Distribution (General Fund)	0.00	280,721.08
			-280,721.08
CTP0000	Pulaski Technical College	0.00	
GDIS	Distribution (General Fund)	0.00	1,359,165.74
			-1,359,165.74
CTR0000	UA Comm College at Hope	-396,103.10	
GDIS	Distribution (General Fund)	0.00	403,329.07
			-799,432.17
CTT0000	Southeast AR College	-5,819.37	
GDIS	Distribution (General Fund)	0.00	506,118.88
			-511,938.25
CTW0000	Coll of the Ouachitas	0.00	
GDIS	Distribution (General Fund)	0.00	316,707.00

Fund Transaction by Type

Start Date:12/30/16 End Date:12/30/16

Fund	Fund Description	Beginning Balance		Ending Balance
Type	Type Description	Debits	Credits	
				-316,707.00
CUA0000	University of Central AR	-3,800,000.00		
GDIS	Distribution (General Fund)	0.00	969,082.60	
				-4,769,082.60
CWA0000	Northwest AR Comm College	-2,266.70		
GDIS	Distribution (General Fund)	0.00	953,480.80	
				-955,747.50
CWE0000	East AR Comm College	0.00		
GDIS	Distribution (General Fund)	0.00	519,700.27	
				-519,700.27
CWG0000	National Park Comm College	-866,439.03		
GDIS	Distribution (General Fund)	0.00	812,269.47	
				-1,678,708.50
CWM0000	AR Northeastern College	-82,675.68		
GDIS	Distribution (General Fund)	0.00	770,119.49	
				-852,795.17
CWN0000	North AR College	-651.96		
GDIS	Distribution (General Fund)	0.00	715,340.68	
				-715,992.64
CWP0000	Phillips Co Comm College	-296,866.18		
GDIS	Distribution (General Fund)	0.00	813,759.87	
				-1,110,626.05
CWR0000	Rich Mountain Comm College	-8,848.85		
GDIS	Distribution (General Fund)	0.00	287,939.53	
				-296,788.38
CWS0000	South AR Community College	0.00		
GDIS	Distribution (General Fund)	0.00	541,810.57	
				-541,810.57
CWW0000	University of AR Ft Smith	0.00		
GDIS	Distribution (General Fund)	0.00	1,849,156.84	
				-1,849,156.84
DAS0000	Dept Human Svc Admin	-107.97		
GDIS	Distribution (General Fund)	0.00	294,847.98	
RXFR	Transfer (Regular)	105,000.00	105,000.00	
				-294,955.95
DBA0000	DHS Behavioral Health Svc	-3,000,731.37		
GDIS	Distribution (General Fund)	0.00	4,081,643.84	
RXFR	Transfer (Regular)	2,250,203.65	203.65	
				-4,832,375.21
DBA0300	DHS Mental Health Ctr	-36,601.80		
RXFR	Transfer (Regular)	0.00	550,000.00	
				-586,601.80
DBA9600	DHS MH Patient Svcs	-227,064.58		
RXFR	Transfer (Regular)	0.00	1,400,000.00	
WARR	Warrants	4,000.00	0.00	
				-1,623,064.58
DCC0000	DHS Childcare/Early Ed	-975.36		
GDIS	Distribution (General Fund)	0.00	21,554.69	
				-22,530.05
DCF0000	DHS Children/Family Svc	-602.44		

Fund Transaction by Type

Start Date:12/30/16 End Date:12/30/16

Fund	Fund Description	Beginning Balance		Ending Balance
Type	Type Description	Debits	Credits	
GDIS	Distribution (General Fund)	0.00	1,668,964.44	
RXFR	Transfer (Regular)	441,647.99	513,927.49	
				-1,741,846.38
DCF1100	DHS Child/Fam Res Treatment	-324,635.00		
RXFR	Transfer (Regular)	350.00	44,883.00	
WARR	Warrants	46,284.00	0.00	
				-322,884.00
DCF2600	DHS Child/Family Foster Care	-1,870,720.57		
RXFR	Transfer (Regular)	25,255.00	150,000.00	
WARR	Warrants	137,257.40	0.00	
				-1,858,208.17
DCO0000	DHS County Operations	-224.54		
GDIS	Distribution (General Fund)	0.00	884,073.52	
				-884,298.06
DEA0000	DHS Development Disabilities	-576,083.45		
GDIS	Distribution (General Fund)	0.00	1,201,446.71	
RXFR	Transfer (Regular)	348,697.67	81.63	
				-1,428,914.12
DEA0100	DHS DDS State/Federal	-165,911.46		
SDIS	Distribution (Special Fund)	0.00	674.64	
				-166,586.10
DEA0200	DHS DDS Interdivision Prog	-11,523.04		
WARR	Warrants	6,262.56	0.00	
				-5,260.48
DEA0300	DHS DDS Grant Payments	-68,810.66		
RXFR	Transfer (Regular)	0.00	38,000.00	
				-106,810.66
DEA1700	DHS DDS Special Olympics	-4,281.30		
RXFR	Transfer (Regular)	0.00	10,616.04	
				-14,897.34
DEM0000	DHS Medical Services	-229.81		
GDIS	Distribution (General Fund)	0.00	131,251.77	
				-131,481.58
DGF0000	DHS Grants	-464,057.64		
GDIS	Distribution (General Fund)	0.00	32,331,574.61	
RXFR	Transfer (Regular)	414,780.35	255.98	
				-32,381,107.88
DGF1841	DHS Grants Beer Tax	-41,504.73		
SDIS	Distribution (Special Fund)	0.00	29.87	
				-41,534.60
DGF5100	DHS Childrens Medical Svc	-72,647.36		
RXFR	Transfer (Regular)	0.00	50,000.00	
				-122,647.36
DHP0000	DHS Aging/Adult Svcs	-139,930.79		
GDIS	Distribution (General Fund)	0.00	301,787.90	
RXFR	Transfer (Regular)	50,003.60	0.00	
				-391,715.09
DHP1500	DHS Aging/Adult Svcs Transp	-190,451.90		
RXFR	Transfer (Regular)	0.00	3,754.96	
SDIS	Distribution (Special Fund)	0.00	166,640.67	

Fund Transaction by Type

Start Date:12/30/16 End Date:12/30/16

Fund	Fund Description	Beginning Balance	Ending Balance	
Type	Type Description	Debits	Credits	
SPEC	Special Reversing Entry	3,754.96	0.00	
WARR	Warrants	86,726.00	0.00	
				-270,366.57
DHR5500	Dept Of Human Svcs-Dds Renc	-6,759,153.42		
RCPT	Receipt	0.00	187,350.96	
				-6,946,504.38
DHR8000	Dept Of Human Svcs-Yth Sev F	-1,461,961.15		
WARR	Warrants	825.00	0.00	
				-1,461,136.15
DSB0000	DHS State Services/Blind	-60,635.17		
GDIS	Distribution (General Fund)	0.00	35,109.56	
RXFR	Transfer (Regular)	60,000.00	0.00	
				-35,744.73
DYS0000	DHS Youth Services	-885,512.06		
GDIS	Distribution (General Fund)	0.00	871,643.17	
RXFR	Transfer (Regular)	141,365.57	30,565.57	
				-1,646,355.23
DYS0200	DHS Youth Services Grants	-852,697.93		
RXFR	Transfer (Regular)	0.00	10,800.00	
				-863,497.93
EFP0000	Educ Facilities Partnership	-163,199,530.67		
GDIS	Distribution (General Fund)	0.00	3,755,753.18	
				-166,955,283.85
EFT0000	Pub School Acad Fac/Trans	-15,385.52		
GDIS	Distribution (General Fund)	0.00	140,302.00	
				-155,687.52
EGA0000	Department of Education	0.00		
GDIS	Distribution (General Fund)	0.00	1,451,198.55	
RXFR	Transfer (Regular)	0.00	293,695.62	
				-1,744,894.17
EGB0000	Department of Workforce Edu	0.00		
GDIS	Distribution (General Fund)	0.00	430,132.07	
				-430,132.07
EGB0100	Department of Workforce Edu	-944,197.45		
WARR	Warrants	25,358.11	0.00	
				-918,839.34
EGR0000	Rehabilitation Services	0.00		
GDIS	Distribution (General Fund)	0.00	1,178,620.55	
RXFR	Transfer (Regular)	657.29	657.29	
				-1,178,620.55
EMA0000	Educational Television	0.00		
GDIS	Distribution (General Fund)	0.00	97,271.10	
				-97,271.10
EMA0100	Educational Television	-27,366.67		
WARR	Warrants	27.84	0.00	
				-27,338.83
EMA0200	Spec Rev Land Comm Dep (05	-15,398.93		
SDIS	Distribution (Special Fund)	0.00	231.86	
				-15,630.79
EPA0000	State Library	0.00		

Fund Transaction by Type

Start Date:12/30/16 End Date:12/30/16

Fund	Fund Description	Beginning Balance	Ending Balance
Type	Type Description	Debits	Credits
GDIS	Distribution (General Fund)	0.00	65,463.52
			-65,463.52
EPA0100	State Library	-80,786.42	
WARR	Warrants	3,249.07	0.00
			-77,537.35
ESA0000	School for the Blind	0.00	
GDIS	Distribution (General Fund)	0.00	128,039.67
RXFR	Transfer (Regular)	222.03	222.03
			-128,039.67
ESA0100	School for the Blind	-191,457.86	
RXFR	Transfer (Regular)	222.03	0.00
WARR	Warrants	325.00	0.00
			-190,910.83
ETC0000	Crowleys Ridge Tech Inst	0.00	
GDIS	Distribution (General Fund)	0.00	237,436.45
			-237,436.45
ETC1500	Crowleys Ridge TI Wrkfr	-59,101.78	
WARR	Warrants	150.00	0.00
			-58,951.78
ETN0000	Northwest Tech Inst	0.00	
GDIS	Distribution (General Fund)	0.00	56,178.78
RXFR	Transfer (Regular)	200.00	200.00
			-56,178.78
ETN1500	Northwest TI Workforce	-309,702.30	
WARR	Warrants	483.48	0.00
			-309,218.82
ETN2000	Northwest Tech Inst GED	-82,921.27	
RXFR	Transfer (Regular)	200.00	0.00
			-82,721.27
ETR0000	Riverside Vo Tech-State	0.00	
GDIS	Distribution (General Fund)	0.00	42,620.90
			-42,620.90
ETR0100	Riverside Vo Tech-Gen Rev	-25,192.70	
WARR	Warrants	187.06	0.00
			-25,005.64
EVA0000	School for the Deaf	0.00	
GDIS	Distribution (General Fund)	0.00	185,643.76
			-185,643.76
EVA0100	School for the Deaf	-74,850.18	
RXFR	Transfer (Regular)	45.28	0.00
WARR	Warrants	8,533.66	0.00
			-66,271.24
FAK2000	ADED CDBG 00 Grant	-428,551.90	
WARR	Warrants	537.12	0.00
			-428,014.78
FCG0100	DWS Workforce Investment Ac	0.00	
RCPT	Receipt	0.00	111,884.61
			-111,884.61
FCP0500	ADHE Tech Ed Program	-9,184.92	
WARR	Warrants	83.02	0.00

Fund Transaction by Type

Start Date:12/30/16 End Date:12/30/16

Fund	Fund Description	Beginning Balance	Ending Balance	
Type	Type Description	Debits	Credits	
				-9,101.90
FCP1100	ADHE-Tanf (0700)	-210.30		
RXFR	Transfer (Regular)	0.00	11,539.00	
WARR	Warrants	0.04	0.00	
				-11,749.26
FCT0000	FDA Tobacco Insp Prog (0261)	-19,390.27		
RCPT	Receipt	0.00	74,662.96	
				-94,053.23
FEA0100	Adult Basic Ed-Grant 02	-80,061.02		
WARR	Warrants	3,759.20	0.00	
				-76,301.82
FEV0100	Fed Vocational Ed-Oprs	-35,324.24		
WARR	Warrants	1,039.36	0.00	
				-34,284.88
FEW0100	Fed Vet Apprv Ag-Vet Approv	-500,174.85		
WARR	Warrants	42.96	0.00	
				-500,131.89
FFA9901	DFA US Dept Agri Econ Assts	-54,408.13		
WARR	Warrants	1,883.42	0.00	
				-52,524.71
FHB1625	CN FFVP 2016 (0500)	-1,564.57		
RXFR	Transfer (Regular)	0.00	1,260.00	
				-2,824.57
FHB1725	CN FFVP 2017 (0500)	-14,098.45		
RXFR	Transfer (Regular)	1,260.00	0.00	
				-12,838.45
FHH1717	FY17 AAC STATE PLANNING (-21,477.21		
WARR	Warrants	800.00	0.00	
				-20,677.21
FHT0200	SHARE-IAPD Act 285 14 S5	-448,521.18		
SDIS	Distribution (Special Fund)	0.00	0.00	
				-448,521.18
FID0600	MIPPA-3	-4,550.00		
WARR	Warrants	900.00	0.00	
				-3,650.00
FIGS001	DFA IGS JAG TRUST FUND	-2,250,688.76		
DXFR	Transfer (Deduction)	0.00	1,941.22	
WARR	Warrants	45,480.53	0.00	
				-2,207,149.45
FIT1201	AR Agri Dept Forestry Nat'l Fir	-596,187.56		
WARR	Warrants	1,000.00	0.00	
				-595,187.56
FIT1901	Agri AFC Silvicultural Non Poi	-32,514.78		
WARR	Warrants	344.42	0.00	
				-32,170.36
FJD0600	Jud Dept Fed Trng Research	-65,461.88		
WARR	Warrants	51,507.91	0.00	
				-13,953.97
FKA1402	State & Local ImplGr (0995)	-5,294.39		
WARR	Warrants	606.45	0.00	

Fund Transaction by Type

Start Date:12/30/16 End Date:12/30/16

Fund	Fund Description	Beginning Balance		Ending Balance
Type	Type Description	Debits	Credits	
				-4,687.94
FKA1601	ODP 15 (995)	-283,364.17		
RCPT	Receipt	0.00	129,153.49	
				-412,517.66
FKA1605	EMPG LOCALS 15 (0995)	-212,033.91		
RCPT	Receipt	0.00	60,164.66	
WARR	Warrants	16,032.91	0.00	
				-256,165.66
FKA1606	EMPG SOFT 15 (0995)	-38,769.01		
WARR	Warrants	4,428.72	0.00	
				-34,340.29
FKE0500	Weatherization Prog-ACT 1111	-32,006.57		
WARR	Warrants	22,949.83	0.00	
				-9,056.74
FKM5000	DEV DIS COUNCIL-FED (0610)	-19,840.66		
WARR	Warrants	6,450.40	0.00	
				-13,390.26
FLA8402	INTER CRIMES AGAINST CHIL	0.00		
RCPT	Receipt	0.00	239.02	
				-239.02
FMD1501	Disaster Relief Pub Ass (0995)	-6,162.88		
WARR	Warrants	621.40	0.00	
				-5,541.48
FMF0300	Fed-275 Trng Site	3,042,776.86		
RXFR	Transfer (Regular)	0.00	390.64	
WARR	Warrants	10,580.37	0.00	
				3,052,966.59
FMF2300	Fed-Ft Chaffee Exp	895,101.43		
RXFR	Transfer (Regular)	0.00	3,920.04	
				891,181.39
FPT0100	PT-SCORP Oprs	-348,479.66		
WARR	Warrants	283.60	0.00	
				-348,196.06
FSC1000	NRCS CONV TECH ASST (045)	-20,295.28		
WARR	Warrants	95.90	0.00	
				-20,199.38
FSC4034	ANRC Flood Mgmt Asst FY17(-4,088.22		
WARR	Warrants	475.00	0.00	
				-3,613.22
FSD0100	Dis Determination-Oprs	-637,138.03		
WARR	Warrants	19,743.47	0.00	
				-617,394.56
FSS0800	2008 HAVA TITLE III (0063)	-10,433.94		
DXFR	Transfer (Deduction)	0.00	8.86	
				-10,442.80
FSS0900	2009 HAVA TITLS III (0063)	-749,559.23		
DXFR	Transfer (Deduction)	0.00	636.61	
				-750,195.84
FSS1000	2010 HAVA Title III EAC (0063)	-704,821.03		
DXFR	Transfer (Deduction)	0.00	598.62	

Fund Transaction by Type

Start Date:12/30/16 End Date:12/30/16

Fund	Fund Description	Beginning Balance			Ending Balance
Type	Type Description	Debits	Credits		
					-705,419.65
FST0700	EPSCOR Ark Asset Initiative II	-71,499.02			
RCPT	Receipt	0.00	11,000.00		
WARR	Warrants	282.69	0.00		
					-82,216.33
FVD0000	Victimes Justice Assistance	-146,479.43			
WARR	Warrants	89,947.66	0.00		
					-56,531.77
FWF2900	County Oprs-Emerg Food	-15,519.88			
RCPT	Receipt	0.00	56,293.70		
WARR	Warrants	2,049.06	0.00		
					-69,764.52
FWF5400	DHS-Crippled Children	-295,256.10			
WARR	Warrants	1,500.00	0.00		
					-293,756.10
FWF6900	DHS-DCCECE-Childhood Gar	-873,236.45			
RCPT	Receipt	0.00	589,286.92		
WARR	Warrants	89,286.92	0.00		
					-1,373,236.45
FYP0000	Dept of Envir Quality-Fed	-1,320,339.05			
WARR	Warrants	989.26	0.00		
					-1,319,349.79
GADHOLD	GR Allot Reserve Set Aside	0.00			
RXFR	Transfer (Regular)	5,376.22	67,863.68		
					-62,487.46
HAD0000	AR Agriculture Dept §19-5-302	0.00			
GDIS	Distribution (General Fund)	0.00	315,356.97		
					-315,356.97
HAD0200	AAD AFC §19-5-302(14)	-87,628.22			
WARR	Warrants	51,491.81	0.00		
					-36,136.41
HAD0300	AAD PB §19-5-302(14)	-102,616.60			
WARR	Warrants	424.76	0.00		
					-102,191.84
HAD0400	AAD Secretary Office (0400)	-9,074.58			
WARR	Warrants	1,185.41	0.00		
					-7,889.17
HCA0000	ADC Inmate Care/Custody	0.00			
GDIS	Distribution (General Fund)	0.00	18,228,443.72		
RXFR	Transfer (Regular)	25.47	25.47		
					-18,228,443.72
HCA0100	ADC Inmate Care/Custody	-2,469,887.71			
RCPT	Receipt	0.00	470,650.70		
RXFR	Transfer (Regular)	25.47	783.42		
WARR	Warrants	128,311.93	0.00		
					-2,812,984.43
HCP0000	Dept Community Correction	0.00			
GDIS	Distribution (General Fund)	0.00	1,433,319.97		
RXFR	Transfer (Regular)	102.57	102.57		
					-1,433,319.97

Fund Transaction by Type

Start Date:12/30/16 End Date:12/30/16

Fund	Fund Description	Beginning Balance		Ending Balance
Type	Type Description	Debits	Credits	
HCP0100	Dept Community Correction	-1,249,918.37		
RXFR	Transfer (Regular)	102.57	0.00	
WARR	Warrants	225,042.37	0.00	
				-1,024,773.43
HCP0400	Public Safety Plan (0485)	-7,331,550.30		
WARR	Warrants	492.85	0.00	
				-7,331,057.45
HEG0000	Higher Education Grants	-10,255,607.87		
GDIS	Distribution (General Fund)	0.00	3,593,102.90	
				-13,848,710.77
HEG7024	HE National Guard Tuition	-8,681.25		
WARR	Warrants	5,000.00	0.00	
				-3,681.25
HEG7038	HE Workforce Improvement	-15,876.62		
WARR	Warrants	4,569.50	0.00	
				-11,307.12
HEG7047	Scholarship Adm 1116/09	-427,594.64		
WARR	Warrants	20.92	0.00	
				-427,573.72
HGA0000	Parks & Tourism	0.00		
GDIS	Distribution (General Fund)	0.00	422,127.22	
				-422,127.22
HGA0100	Parks & Tourism	-547,544.14		
WARR	Warrants	333.86	0.00	
				-547,210.28
HMA0000	Dept Environmental Quality	0.00		
GDIS	Distribution (General Fund)	0.00	381,796.12	
				-381,796.12
HMA0100	Dept Environmental Quality	-250,964.15		
WARR	Warrants	114.30	0.00	
				-250,849.85
HMD0000	State Military Dept	0.00		
GDIS	Distribution (General Fund)	0.00	172,497.96	
				-172,497.96
HMD0100	State Military Dept	-143,667.59		
RXFR	Transfer (Regular)	0.00	78.65	
WARR	Warrants	6,165.13	0.00	
				-137,581.11
HOA0000	Dept Economic Development	0.00		
GDIS	Distribution (General Fund)	0.00	958,080.66	
				-958,080.66
HOA0100	Dept Economic Development	-1,814,804.35		
WARR	Warrants	6,746.08	0.00	
				-1,808,058.27
HQA0000	Higher Education	0.00		
GDIS	Distribution (General Fund)	0.00	305,207.00	
				-305,207.00
HQA0100	Higher Education	-321,619.30		
WARR	Warrants	3,132.41	0.00	
				-318,486.89

Fund Transaction by Type

Start Date:12/30/16 End Date:12/30/16

Fund	Fund Description	Beginning Balance	Ending Balance
Type	Type Description	Debits	Credits
HRA0000	Dept AR Heritage	-143,217.03	
GDIS	Distribution (General Fund)	0.00	154,531.07
			-297,748.10
HRA0430	DAH-NHC Gas Royal (0865)	-680,777.34	
SDIS	Distribution (Special Fund)	0.00	10,018.85
WARR	Warrants	40.00	0.00
			-690,756.19
HRA0610	DAH-Hist Comm-GR (0865)	-6,152.29	
WARR	Warrants	59.30	0.00
			-6,092.99
HSA0000	Department of Labor	0.00	
GDIS	Distribution (General Fund)	0.00	289,796.89
			-289,796.89
HSA0100	Department of Labor	-26,802.25	
WARR	Warrants	499.80	0.00
			-26,302.45
HSC0000	State Central Services	-2,953,823.98	
CTAX	Claims & Taxes	106.33	0.00
DXFR	Transfer (Deduction)	0.00	15,136,483.44
RCPT	Receipt	0.00	104,727.31
RXFR	Transfer (Regular)	0.00	10,185.26
SDIS	Distribution (Special Fund)	0.00	626,808.07
SPEC	Special Reversing Entry	113,499.43	0.00
			-18,718,422.30
HSC0500	State Central Svcs Senate	-336,147.74	
WARR	Warrants	2,068.62	0.00
			-334,079.12
HSC0900	St Cent Serv-Legislative Audit	-448,303.19	
WARR	Warrants	3,218.93	0.00
			-445,084.26
HSC1100	State Central Svcs Leg Council	-270,453.18	
WARR	Warrants	2,127.04	0.00
			-268,326.14
HSC1200	State Central Svcs Leg Council	-107,051.97	
WARR	Warrants	1,629.54	0.00
			-105,422.43
HSC2300	AOC Judicial	-1,243,956.05	
WARR	Warrants	158,179.37	0.00
			-1,085,776.68
HSC3001	DFA Revenue Division Operati	-2,175,848.96	
CTAX	Claims & Taxes	31.94	0.00
RCPT	Receipt	0.00	176.05
RXFR	Transfer (Regular)	10,961.86	57,307.32
SDIS	Distribution (Special Fund)	0.00	534,191.50
SPEC	Special Reversing Entry	41,307.92	0.00
WARR	Warrants	66,761.47	0.00
			-2,648,460.64
HSC3200	AR Supreme Court	-280,243.50	
WARR	Warrants	7,874.93	0.00
			-272,368.57

Fund Transaction by Type

Start Date:12/30/16 End Date:12/30/16

Fund	Fund Description	Beginning Balance		Ending Balance
Type	Type Description	Debits	Credits	
HSC3600	Claims Commission	-52,548.64		
WARR	Warrants	415.35	0.00	
				-52,133.29
HSC3701	PDC Trial Officers	-509,693.64		
WARR	Warrants	363.78	0.00	
				-509,329.86
HSC3702	PDC User Fees	-2,349,521.75		
SDIS	Distribution (Special Fund)	0.00	198.44	
WARR	Warrants	2,501.95	0.00	
				-2,347,218.24
HSC3704	PDC Administration	-369,997.32		
WARR	Warrants	1,566.96	0.00	
				-368,430.36
HSC5100	Lt Governors Office	-70,004.69		
WARR	Warrants	6,586.03	0.00	
				-63,418.66
HSC5300	Attorney General	-401,352.79		
WARR	Warrants	418.08	0.00	
				-400,934.71
HSC5900	Auditor of the State	-1,713,694.67		
WARR	Warrants	752,597.96	0.00	
				-961,096.71
HSC6000	Land Department	-447,058.45		
WARR	Warrants	7,694.76	0.00	
				-439,363.69
HSC6101	St Cent Serv-DFA Adm Svcs-(6	-620,162.50		
RXFR	Transfer (Regular)	1,165.69	0.00	
WARR	Warrants	6,502.94	0.00	
				-612,493.87
HSC6102	DFA Management Services IT	-2,704,779.39		
WARR	Warrants	1,357.38	0.00	
				-2,703,422.01
HSC6300	Secretary of the State	-735,843.77		
RCPT	Receipt	0.00	6,075.00	
WARR	Warrants	7,141.88	0.00	
				-734,776.89
HTD0100	Tax Division Fund-Oper	-1,579,274.60		
WARR	Warrants	550.00	0.00	
				-1,578,724.60
HUA0000	Miscellaneous Agencies	-558,574.25		
GDIS	Distribution (General Fund)	0.00	5,442,685.43	
RXFR	Transfer (Regular)	282,374.77	4,445.78	
				-5,723,330.69
HUA0112	Prostate Cancer Foundation	0.00		
RXFR	Transfer (Regular)	0.00	164.48	
SDIS	Distribution (Special Fund)	0.00	10,078.54	
SPEC	Special Reversing Entry	164.48	0.00	
				-10,078.54
HUA0118	Intrastate MetroPlan	-11,250.00		
WARR	Warrants	11,250.00	0.00	

Fund Transaction by Type

Start Date:12/30/16 End Date:12/30/16

Fund	Fund Description	Beginning Balance			Ending Balance
Type	Type Description	Debits	Credits		
					0.00
HUA0121	Criminal Detention Comm	0.00			
RXFR	Transfer (Regular)	0.00	84.42		
					-84.42
HUA0129	Juvenile Offenders Transport	-135.15			
RXFR	Transfer (Regular)	0.00	4,147.00		
					-4,282.15
HUA0600	Waterways Commission Oper:	-6,406.47			
WARR	Warrants	474.10	0.00		
					-5,932.37
HUA0801	AEDC-SciTech Oper (790)	-247,892.78			
WARR	Warrants	569.06	0.00		
					-247,323.72
HUA0900	Elec Comm-Oprs-(232)	-780,405.19			
WARR	Warrants	264.80	0.00		
					-780,140.39
HUA1100	Spinal Cord Commission	-11,284.59			
WARR	Warrants	992.34	0.00		
					-10,292.25
HUA1800	Martin Luther King-Gr-Oprs-(3	-683.36			
RXFR	Transfer (Regular)	0.00	19,000.00		
WARR	Warrants	330.41	0.00		
					-19,352.95
HUA2201	DVA Veterans Services	-67,952.61			
WARR	Warrants	1,422.32	0.00		
					-66,530.29
HUA2203	DVA Veterans Cemetery	-11,837.89			
WARR	Warrants	830.93	0.00		
					-11,006.96
HUA2502	AEDC-Rural Srvs Div (790)	-18,086.75			
WARR	Warrants	119.82	0.00		
					-17,966.93
HUA2601	DFA Building Auth (615)	-41,359.37			
WARR	Warrants	719.43	0.00		
					-40,639.94
HUA2700	Capitol Zoning Commission	-9,450.63			
WARR	Warrants	335.44	0.00		
					-9,115.19
HUA2800	Judicial Disc&Disabl Comm (0	-33,542.70			
WARR	Warrants	615.19	0.00		
					-32,927.51
HUA3100	Racing Commission	-37,001.20			
WARR	Warrants	201.92	0.00		
					-36,799.28
HUA3700	ACL CLEST	-126,814.61			
RXFR	Transfer (Regular)	4,445.78	0.00		
SDIS	Distribution (Special Fund)	0.00	111.96		
WARR	Warrants	309.89	0.00		
					-122,170.90
HUA3800	ACL GR Operations	-50,269.04			

Fund Transaction by Type

Start Date:12/30/16 End Date:12/30/16

Fund	Fund Description	Beginning Balance		Ending Balance
Type	Type Description	Debits	Credits	
RXFR	Transfer (Regular)	0.00	250,000.00	
SDIS	Distribution (Special Fund)	0.00	115,451.35	
WARR	Warrants	3,124.25	0.00	
				-412,596.14
HUA4033	EMPG GENERAL FUND15 (099	-90,783.03		
RCPT	Receipt	0.00	75,331.44	
WARR	Warrants	3,261.14	0.00	
				-162,853.33
HUA4100	ABC Administration	-35,849.90		
WARR	Warrants	73.36	0.00	
				-35,776.54
HUA4200	ABC Enforcement	-50,571.01		
WARR	Warrants	193.18	0.00	
				-50,377.83
HUA4700	HUA-Assmt Coord Dept	-1,671,518.42		
WARR	Warrants	1,892.08	0.00	
				-1,669,626.34
HUA4800	ASWCC General Revenue	-73,867.42		
WARR	Warrants	901.64	0.00	
				-72,965.78
HUA6101	DFA DLEP Grants	-9,828.49		
RXFR	Transfer (Regular)	0.00	4,697.57	
WARR	Warrants	9,441.61	0.00	
				-5,084.45
HUA6501	Health Services Operating	-142,296.94		
WARR	Warrants	779.25	0.00	
				-141,517.69
HUA7001	AR Geographic Info 296/09	-106,245.58		
WARR	Warrants	5,000.00	0.00	
				-101,245.58
HUA9800	Sentencing Commission	-23,440.02		
WARR	Warrants	125.25	0.00	
				-23,314.77
JAA0000	Public School Fund	-25,625,681.94		
GDIS	Distribution (General Fund)	0.00	190,131,317.91	
RXFR	Transfer (Regular)	0.00	40,466,414.60	
				-256,223,414.45
JAA1002	PSF-Misc Programs-(500)	-35,124,098.22		
WARR	Warrants	212.50	0.00	
				-35,123,885.72
JAA1005	PSF-Crt Ordered Deseg-(500)	0.00		
LCRT	General Letter of Cert	0.00	5,981,297.00	
				-5,981,297.00
JAA1006	Public School Teachers Salary	0.00		
RXFR	Transfer (Regular)	0.00	82.62	
SDIS	Distribution (Special Fund)	0.00	121,779.63	
SPEC	Special Reversing Entry	82.62	0.00	
				-121,779.63
JSL0000	State Library	-209,361.45		
GDIS	Distribution (General Fund)	0.00	416,790.32	

Fund Transaction by Type

Start Date:12/30/16 End Date:12/30/16

Fund	Fund Description	Beginning Balance		Ending Balance
Type	Type Description	Debits	Credits	
WARR	Warrants	6,750.00	0.00	-619,401.77
JWE0000	Public Sch-Career Ed	0.00		
GDIS	Distribution (General Fund)	0.00	2,870,036.20	-2,870,036.20
JWE0300	Public Sch-Workforce Ed	-2,436,097.50		
WARR	Warrants	2,106.25	0.00	-2,433,991.25
KBQ4G04	Agri Realty Disaster Purch/M&	-40,381.75		
WARR	Warrants	1,659.07	0.00	-38,722.68
KBR0000	90th Session GIF Leg (0610)	0.00		
RXFR	Transfer (Regular)	200.00	200.00	0.00
KBR0N96	DPA Salary/Matching (0059)	-61,442.90		
WARR	Warrants	2,547.79	0.00	-58,895.11
KBR3Q69	Juvenile Resentence (0324)	-495,848.74		
WARR	Warrants	129.36	0.00	-495,719.38
KBR4Q95	Existing Fac Maint (0480)	-5,314,217.34		
RXFR	Transfer (Regular)	0.00	8,158.26	-5,322,375.60
KBRRDAY	90th GIF Exec S-A (0610)	-37,856,239.17		
GDIS	Distribution (General Fund)	0.00	1,239,079.46	-39,095,318.63
KBRTI00	90th Session Tech (0610)	-648,891.17		
RXFR	Transfer (Regular)	0.00	200.00	-649,091.17
MBC0000	ADH Breast Cancer	-4,101,334.05		
RXFR	Transfer (Regular)	0.00	4,226.95	
SDIS	Distribution (Special Fund)	0.00	254,207.11	
SPEC	Special Reversing Entry	4,226.95	0.00	-4,355,541.16
MBR0100	Breast Cancer Research	0.00		
RXFR	Transfer (Regular)	0.00	1,180.26	
SDIS	Distribution (Special Fund)	0.00	71,100.30	
SPEC	Special Reversing Entry	1,180.26	0.00	-71,100.30
MBR0200	UAMS S Komen Plate (0150)	0.00		
RXFR	Transfer (Regular)	0.00	975.00	
SDIS	Distribution (Special Fund)	0.00	10,753.39	
SPEC	Special Reversing Entry	975.00	0.00	-10,753.39
MCE0000	Child Support Enforcement	0.00		
GDIS	Distribution (General Fund)	0.00	1,165,816.91	-1,165,816.91
MCE0100	Child Support Enforcement	-4,206,859.76		
WARR	Warrants	59,116.50	0.00	-4,147,743.26

Fund Transaction by Type

Start Date:12/30/16 End Date:12/30/16

Fund	Fund Description	Beginning Balance		Ending Balance
Type	Type Description	Debits	Credits	
MCF0000	Constitutional Officers	-9,510,932.37		
CTAX	Claims & Taxes	48.35	0.00	
DXFR	Transfer (Deduction)	0.00	6,880,219.75	
RXFR	Transfer (Regular)	0.00	6,055.43	
SDIS	Distribution (Special Fund)	0.00	84,694.64	
SPEC	Special Reversing Entry	6,055.43	0.00	
				-16,475,798.41
MCF0200	Constitutional Officers House	-617,136.82		
WARR	Warrants	11,183.30	0.00	
				-605,953.52
MCF5900	Constl Officers-Auditor Of St-	-1,378,321.24		
WARR	Warrants	2,863.14	0.00	
				-1,375,458.10
MCF5901	Const Off-Auditor Unapp (005)	-2,977,211.69		
WARR	Warrants	1,462,388.99	0.00	
				-1,514,822.70
MCJ0000	County Jail Reimbursement	0.00		
GDIS	Distribution (General Fund)	0.00	1,477,342.50	
				-1,477,342.50
MCR0200	AOC Court Report (0023)	-71,751.62		
WARR	Warrants	540.40	0.00	
				-71,211.22
MCV0000	Co Voting Sys Grant Act 1189/	-324,584.74		
RCPT	Receipt	0.00	44,279.50	
SDIS	Distribution (Special Fund)	0.00	119,147.73	
SPEC	Special Reversing Entry	44,279.50	0.00	
				-443,732.47
MDA0100	Drug/Alcohol Abuse Prev/Trea	-760,501.03		
RCPT	Receipt	0.00	212,197.37	
SDIS	Distribution (Special Fund)	0.00	7,071.98	
				-979,770.38
MEE0000	Environmental Ed Fund	-152,031.85		
WARR	Warrants	370.71	0.00	
				-151,661.14
MEM0000	Emergency Med Svcs (0645)	-115,100.08		
RCPT	Receipt	0.00	10.00	
SDIS	Distribution (Special Fund)	0.00	885.60	
SPEC	Special Reversing Entry	10.00	0.00	
				-115,985.68
MHC0100	Computer Svcs Revl-Oprs	-13,261,305.81		
WARR	Warrants	17,092.46	0.00	
				-13,244,213.35
MHF0000	Health Facility Svc Revolving	-822,213.71		
SDIS	Distribution (Special Fund)	0.00	233,705.90	
				-1,055,919.61
MHI0100	Health Info Tech 19-5-1244	-1,121,949.64		
SDIS	Distribution (Special Fund)	0.00	619,237.89	
				-1,741,187.53
MHR0100	AR Home Inspectors Reg	-428,582.09		
RCPT	Receipt	0.00	850.00	

Fund Transaction by Type

Start Date:12/30/16 End Date:12/30/16

Fund	Fund Description	Beginning Balance	Ending Balance
Type	Type Description	Debits	Credits
WARR	Warrants	154.56	0.00
			-429,277.53
MJA0000	Crime Information System	-592,074.78	
GDIS	Distribution (General Fund)	0.00	337,567.71
			-929,642.49
MJA0100	Crime Information System	-1,990,234.69	
RCPT	Receipt	0.00	74,377.81
SDIS	Distribution (Special Fund)	0.00	196,789.77
SPEC	Special Reversing Entry	2,622.80	0.00
			-2,258,779.47
MJA0200	Crime Info System Backgrnd	-4,055,476.67	
RCPT	Receipt	0.00	1,380.00
			-4,056,856.67
MLC0000	County Aid Fund	0.00	
4LHC	Four Lane Highway Constructio	0.00	3,368,766.42
DXFR	Transfer (Deduction)	0.00	113,050.22
GDIS	Distribution (General Fund)	0.00	1,730,207.23
HDIS	Distribution (Highway Fund)	0.00	6,696,758.52
HSDIS	Highway Severance Distribution	0.00	574,575.98
			-12,483,358.37
MLC0200	County Aid Fund-Sp-(074)	-877,050.14	
CTAX	Claims & Taxes	688.77	0.00
RXFR	Transfer (Regular)	13,818.54	15,040.89
SDIS	Distribution (Special Fund)	0.00	555,910.95
SPEC	Special Reversing Entry	9,035.06	0.00
WARR	Warrants	38.33	0.00
			-1,424,421.28
MLM0000	Municipal Aid	0.00	
4LHC	Four Lane Highway Constructio	0.00	3,368,766.42
DXFR	Transfer (Deduction)	0.00	113,050.22
GDIS	Distribution (General Fund)	0.00	2,540,356.19
HDIS	Distribution (Highway Fund)	0.00	6,696,758.53
HSDIS	Highway Severance Distribution	0.00	574,575.98
			-13,293,507.34
MLM0200	Municipal Aid Highway Reveni	-72,895.32	
CTAX	Claims & Taxes	688.77	0.00
			-72,206.55
MLS0100	DOL-Boiler Admin	-430,749.09	
RCPT	Receipt	0.00	32,012.41
SDIS	Distribution (Special Fund)	0.00	90,646.27
SPEC	Special Reversing Entry	32,012.41	0.00
			-521,395.36
MLS0200	DOL-Elec Bd Oprs	-760,057.75	
RCPT	Receipt	0.00	2,150.00
SDIS	Distribution (Special Fund)	0.00	16,737.84
SPEC	Special Reversing Entry	2,150.00	0.00
			-776,795.59
MLS0300	DOL-Other Revenue Receipts	-512,752.99	
RCPT	Receipt	0.00	10,381.61
SDIS	Distribution (Special Fund)	0.00	21,177.26
SPEC	Special Reversing Entry	7,661.61	0.00

Fund Transaction by Type

Start Date:12/30/16 End Date:12/30/16

Fund	Fund Description	Beginning Balance			Ending Balance
Type	Type Description	Debits	Credits		
					-536,650.25
MMA1613	DIS ASST 1613 PA ACA 19-5-1	0.00			
RXFR	Transfer (Regular)	0.00	101,072.19		
					-101,072.19
MMT0200	Massage Therapy (0645)	-16,910.32			
SDIS	Distribution (Special Fund)	0.00	5,569.44		
					-22,479.76
MMV4B00	Agri Dept (0620)	-114,437.82			
RXFR	Transfer (Regular)	41,090.00	0.00		
					-73,347.82
MMV9A00	MVAR Dept of Parks & Tourisr	-640,719.47			
RXFR	Transfer (Regular)	42,199.64	0.00		
					-598,519.83
MPH0100	Property Sales Holding	-488,340.84			
WARR	Warrants	323.93	0.00		
					-488,016.91
MPL0645	Lead Based Paint Haz (0645)	-293,543.58			
SDIS	Distribution (Special Fund)	0.00	2,804.40		
					-296,347.98
MPT0200	AR Parks & Trsm-Outdoor Grn	-4,824,475.34			
RXFR	Transfer (Regular)	40.48	13,333.85		
SDIS	Distribution (Special Fund)	0.00	243,674.27		
SPEC	Special Reversing Entry	13,333.85	40.48		
					-5,068,149.61
MRF0101	Rural Fire Protection 19-5-1011	-532,709.98			
WARR	Warrants	8,105.35	0.00		
					-524,604.63
MTA0000	Miscellaneous Revolving	-15,661.93			
RXFR	Transfer (Regular)	15,661.93	0.00		
					0.00
MTA0201	Misc Revl-Widow/Depnd Chldr	-317,994.52			
RXFR	Transfer (Regular)	0.00	21,868.61		
WARR	Warrants	45.28	0.00		
					-339,817.85
MTA0300	DFA-Miscellaneous Revl-Reve	-120,395.85			
CTAX	Claims & Taxes	0.00	5,018.59		
RXFR	Transfer (Regular)	7,713.82	0.00		
					-117,700.62
MTA0301	Sales/Use Tax Refunds (0630)	-7,432,529.79			
RXFR	Transfer (Regular)	0.00	51,604.60		
WARR	Warrants	303,505.30	0.00		
					-7,180,629.09
MTA0322	Misc Revol RET Tx/AdVal (063	-4,989.60			
RXFR	Transfer (Regular)	0.00	211.20		
					-5,200.80
MTA03DS	Misc Revolv DrvSvcs (0630)	-24,902.30			
RXFR	Transfer (Regular)	0.00	500.00		
WARR	Warrants	25.00	0.00		
					-25,377.30
MTA03MV	MiscRevolv MotorVeh (0630)	-481,034.15			

Fund Transaction by Type

Start Date:12/30/16 End Date:12/30/16

Fund	Fund Description	Beginning Balance	Ending Balance	
Type	Type Description	Debits	Credits	
RXFR	Transfer (Regular)	0.00	5,566.26	
WARR	Warrants	5,085.74	0.00	
				-481,514.67
MTA6300	Misc Rev-Corp Fees & Tax Ref	-34,982.04		
WARR	Warrants	300.00	0.00	
				-34,682.04
MUI0000	Unemploy Ins Adm §19-5-1230	-4,744,505.19		
WARR	Warrants	25,000.00	0.00	
				-4,719,505.19
MWF0000	COUNTY ROAD CONST & MAI	0.00		
RXFR	Transfer (Regular)	13,818.54	13,818.54	
				0.00
MWH0200	ADEM Federal Surplus 1187/05	-900,624.33		
WARR	Warrants	8,763.67	0.00	
				-891,860.66
MWJ0101	DFA Build Auth Admin (615)	-6,249,828.18		
RXFR	Transfer (Regular)	200,000.00	487.78	
WARR	Warrants	21,458.47	0.00	
				-6,028,857.49
MWJ0201	Justice Bldg Oper (0615)	-34,365.65		
RXFR	Transfer (Regular)	487.78	0.00	
WARR	Warrants	71.82	0.00	
				-33,806.05
MWJ0301	Critical Maintenance (615)	-5,543,749.43		
RXFR	Transfer (Regular)	0.00	200,000.00	
WARR	Warrants	28,286.25	0.00	
				-5,715,463.18
MWS0000	Workforce Services § 19-5-123	-1,586,710.93		
GDIS	Distribution (General Fund)	0.00	347,017.67	
				-1,933,728.60
NAB0000	DFA-ABC-Admin-Int Treas	-5,390.89		
DXFR	Transfer (Deduction)	0.00	4.57	
				-5,395.46
NAC0000	Admin Off Of Crts-Interest Tre	-127,401.44		
DXFR	Transfer (Deduction)	0.00	108.27	
				-127,509.71
NAC0200	Adm Office of Courts Treas Int	-271,301.36		
DXFR	Transfer (Deduction)	0.00	236.74	
				-271,538.10
NAC0300	AOC Court Mgmt Prog (0023)	-19,849.74		
DXFR	Transfer (Deduction)	0.00	16.86	
				-19,866.60
NAC0500	Court Automation Project (002	-10,000.68		
DXFR	Transfer (Deduction)	0.00	8.49	
				-10,009.17
NAC0600	Court Interpreters Act 1050 13	-10,561.92		
DXFR	Transfer (Deduction)	0.00	8.97	
				-10,570.89
NAD0000	Agri Cash Operations (0400)	-43,936.82		
DXFR	Transfer (Deduction)	0.00	30.85	

Fund Transaction by Type

Start Date:12/30/16 End Date:12/30/16

Fund	Fund Description	Beginning Balance		Ending Balance
Type	Type Description	Debits	Credits	
				-43,967.67
NAG2015	Cash Fund for AG FY2015	-35.43		
DXFR	Transfer (Deduction)	0.00	0.03	
				-35.46
NAI0000	Architect/Landscape/Int Desig	-1,956,605.67		
DXFR	Transfer (Deduction)	0.00	1,666.20	
				-1,958,271.87
NAT0000	AR St Athletic Trng Brd (0208)	-157,736.42		
DXFR	Transfer (Deduction)	0.00	133.99	
RCPT	Receipt	0.00	315.00	
				-158,185.41
NBA0301	Cash in Treasury (615)	-3,090,504.73		
DXFR	Transfer (Deduction)	0.00	2,624.81	
				-3,093,129.54
NBE0000	Barber Examiners Bd 50/09	-235,132.00		
DXFR	Transfer (Deduction)	0.00	203.92	
				-235,335.92
NBF0000	Burial Board (0215)	-256,899.68		
DXFR	Transfer (Deduction)	0.00	222.08	
				-257,121.76
NBF0100	Burial Board Guaranty (0215)	-96,861.95		
DXFR	Transfer (Deduction)	0.00	82.27	
				-96,944.22
NBP0000	Psychology Bd Operations Cl	-450,847.14		
DXFR	Transfer (Deduction)	0.00	387.41	
				-451,234.55
NCA0000	Assessment Coordination (0485)	-155,628.20		
DXFR	Transfer (Deduction)	0.00	132.10	
				-155,760.30
NCB0000	Cemetery Bd-Interest Treas	-27,139.40		
DXFR	Transfer (Deduction)	0.00	23.21	
				-27,162.61
NCB0100	CB Insolvent Loan Fund (0218)	-105,298.74		
DXFR	Transfer (Deduction)	0.00	89.43	
				-105,388.17
NCC0000	ACC Residents Services (0485)	-1,487,795.64		
DXFR	Transfer (Deduction)	0.00	1,282.26	
				-1,489,077.90
NCC1600	DCC Cash Administration	-17,488.16		
DXFR	Transfer (Deduction)	0.00	14.85	
				-17,503.01
NCD0001	ACIC-Sys Conf-Int Treas	-815.91		
DXFR	Transfer (Deduction)	0.00	0.69	
				-816.60
NCE0100	Career Ed-LESO (0590)	-290,351.20		
DXFR	Transfer (Deduction)	0.00	249.42	
WARR	Warrants	101.94	0.00	
				-290,498.68
NCG0300	Landslide Rsch (0420)	-104,425.95		
DXFR	Transfer (Deduction)	0.00	91.07	

Fund Transaction by Type

Start Date:12/30/16 End Date:12/30/16

Fund	Fund Description	Beginning Balance		Ending Balance
Type	Type Description	Debits	Credits	
				-104,517.02
NCH0000	Chiropractic Exam Brd (0265)	-450,145.83		
DXFR	Transfer (Deduction)	0.00	349.82	
WARR	Warrants	153.63	0.00	
				-450,342.02
NCS0000	Supreme Court Cash (0032)	-11,890.78		
DXFR	Transfer (Deduction)	0.00	10.10	
				-11,900.88
NDA0000	Alcohol/Drug Abuse (0204)	-29,031.06		
DXFR	Transfer (Deduction)	0.00	24.79	
				-29,055.85
NDB0000	Dental Board-Cash in Treas	0.00		
DXFR	Transfer (Deduction)	0.00	10.96	
RCPT	Receipt	0.00	200,000.00	
				-200,010.96
NDC0100	ADC Inmate Telephone	-2,274,359.60		
DXFR	Transfer (Deduction)	0.00	1,938.06	
WARR	Warrants	5,690.91	0.00	
				-2,270,606.75
NDC0200	ADC Inmate Welfare	-5,541,448.54		
DXFR	Transfer (Deduction)	0.00	5,136.29	
WARR	Warrants	2,703.00	0.00	
				-5,543,881.83
NDC0300	ADC Work Release	-7,743,355.01		
DXFR	Transfer (Deduction)	0.00	6,572.59	
RCPT	Receipt	0.00	15,069.18	
WARR	Warrants	733.91	0.00	
				-7,764,262.87
NDC0400	NDC0400 **Review**	-14,889.94		
DXFR	Transfer (Deduction)	0.00	12.65	
				-14,902.59
NDC0500	ADC Paws in Prison	-25,095.04		
DXFR	Transfer (Deduction)	0.00	22.58	
WARR	Warrants	1,861.72	0.00	
				-23,255.90
NDD0001	Insurance-MM-Interest Treas	-69,435.43		
DXFR	Transfer (Deduction)	0.00	58.98	
				-69,494.41
NDD0002	Insurance-Travel-Interest Trea	-2,832.80		
DXFR	Transfer (Deduction)	0.00	2.52	
				-2,835.32
NDD0003	INS-Criminal Background Che	-12,099.22		
DXFR	Transfer (Deduction)	0.00	11.31	
				-12,110.53
NDD0005	REGULATORY CONTACTS (04	-65,900.29		
DXFR	Transfer (Deduction)	0.00	55.97	
				-65,956.26
NDE0000	Energy Efficiency Cash (0790)	-383,402.13		
DXFR	Transfer (Deduction)	0.00	329.55	
				-383,731.68

Fund Transaction by Type

Start Date:12/30/16 End Date:12/30/16

Fund	Fund Description	Beginning Balance			Ending Balance
Type	Type Description	Debits	Credits		
NDE0200	Clean Cities Coalition19-5-104	-83,086.70			
DXFR	Transfer (Deduction)	0.00	70.57		-83,157.27
NDE0300	Gaseous Fuels Rebate Prg (07	-423,705.27			
DXFR	Transfer (Deduction)	0.00	359.86		-424,065.13
NDE0400	EnergyPerfContractPrg (0790)	-32,510.26			
DXFR	Transfer (Deduction)	0.00	27.61		-32,537.87
NDE0700	AG-Grant-ArgentaCtr (0790)	-8.65			
DXFR	Transfer (Deduction)	0.00	0.01		-8.66
NDE0800	RURAL FIRE DEPT GRANTS ((-509,851.29			
DXFR	Transfer (Deduction)	0.00	433.02		-510,284.31
NDE0900	RURAL SERV CONF CASH FD	-28,549.32			
DXFR	Transfer (Deduction)	0.00	24.25		-28,573.57
NDE0901	SMB CONFERENCE(0790)	-16.36			
DXFR	Transfer (Deduction)	0.00	0.01		-16.37
NDL0000	Dietetics Lic. Brd Oper. Cash	-212,892.78			
DXFR	Transfer (Deduction)	0.00	180.93		-213,073.71
NDP0001	DFA-Gov Conf Family-Int Trea	-510.94			
DXFR	Transfer (Deduction)	0.00	0.43		-511.37
NDP0002	DFA-Gas Pipeline-Int Treas	-707,651.92			
DXFR	Transfer (Deduction)	0.00	601.02		-708,252.94
NDP0003	DFA-Drug Director-Int Treas	-169.93			
DXFR	Transfer (Deduction)	0.00	0.14		-170.07
NDP0007	Albert Pike Area Disaster(0620	-5,490.93			
DXFR	Transfer (Deduction)	0.00	4.66		-5,495.59
NDP0008	Trial Court Asst Fnd Supp 062	-86,862.11			
DXFR	Transfer (Deduction)	0.00	73.77		-86,935.88
NDP0009	Fire Prevention Comm Gr (062	-9,381.52			
DXFR	Transfer (Deduction)	0.00	7.97		-9,389.49
NDP0012	Asbestos Settlement (0620)	-2,601.02			
DXFR	Transfer (Deduction)	0.00	2.21		-2,603.23
NDP0013	Disaster Donations	-31.01			
DXFR	Transfer (Deduction)	0.00	0.03		-31.04
NDP0014	2014 GovernorTransOut (0620	-19,953.30			
DXFR	Transfer (Deduction)	0.00	16.95		

Fund Transaction by Type

Start Date:12/30/16 End Date:12/30/16

Fund	Fund Description	Beginning Balance		Ending Balance
Type	Type Description	Debits	Credits	
				-19,970.25
NDP0015	2014 Governor Trans In (0620)	-21,178.92		
DXFR	Transfer (Deduction)	0.00	17.99	
				-21,196.91
NDP0016	DFA ARK MED MARIJUANA A	-525,115.07		
DXFR	Transfer (Deduction)	0.00	445.99	
				-525,561.06
NDR0100	Fish&WildlifeConservGrant 02	-700,874.55		
DXFR	Transfer (Deduction)	0.00	595.26	
				-701,469.81
NDS0100	CIT DS Asbestos (0513)	-13,258.81		
DXFR	Transfer (Deduction)	0.00	11.26	
				-13,270.07
NDW0002	Labor-Seminar/Conf-Int Treas	-10,537.10		
DXFR	Transfer (Deduction)	0.00	8.95	
				-10,546.05
NEC0000	Board Examiners In Counselin	-674,130.18		
DXFR	Transfer (Deduction)	0.00	579.15	
WARR	Warrants	53.69	0.00	
				-674,655.64
NED0001	ADE-AIt	-168,976.21		
DXFR	Transfer (Deduction)	0.00	143.51	
				-169,119.72
NED0004	ADE-Multiple-Int Treas	-988,253.47		
DXFR	Transfer (Deduction)	0.00	840.11	
				-989,093.58
NED0006	ADE-Medicaid-Int Treas	-8,671.99		
DXFR	Transfer (Deduction)	0.00	152.03	
				-8,824.02
NED0010	ADE Treas Cash For Conf Fee:	-642,261.44		
DXFR	Transfer (Deduction)	0.00	545.99	
				-642,807.43
NED0012	AR Medicaid Admin Claims	-5,248.69		
DXFR	Transfer (Deduction)	0.00	4.46	
				-5,253.15
NED0013	Pro Lic Standards Brd (0500)	-2,004,407.68		
DXFR	Transfer (Deduction)	0.00	1,691.14	
				-2,006,098.82
NED0015	Opn Enrollmnt Chrter Sch (0500)	-71,445.10		
DXFR	Transfer (Deduction)	0.00	60.68	
				-71,505.78
NED0016	LR Deseg Escrow Acct (0500)	-2,047,250.63		
DXFR	Transfer (Deduction)	0.00	1,739.40	
				-2,048,990.03
NEF0000	E&FD Board (0233)	-195,491.25		
DXFR	Transfer (Deduction)	0.00	142.28	
RCPT	Receipt	0.00	8,310.00	
				-203,943.53
NEM0001	ADEM-Radiological Emrg-Int T	-149,803.39		
DXFR	Transfer (Deduction)	0.00	126.12	

Fund Transaction by Type

Start Date:12/30/16 End Date:12/30/16

Fund	Fund Description	Beginning Balance		Ending Balance
Type	Type Description	Debits	Credits	
				-149,929.51
NEM0002	ADEM-Oprs-Int Treas	-433,199.50		
DXFR	Transfer (Deduction)	0.00	367.94	
				-433,567.44
NEM0006	911 Rural Enhancement Fund	-1,029,994.42		
DXFR	Transfer (Deduction)	0.00	875.03	
				-1,030,869.45
NEM0007	School Panic Button (0995)	-1,050.62		
DXFR	Transfer (Deduction)	0.00	0.89	
				-1,051.51
NES0000	PELS Treasury Pay	-1,184,100.67		
DXFR	Transfer (Deduction)	0.00	928.03	
				-1,185,028.70
NET0001	ETV-Oprs-Interest Treas	-123,104.98		
DXFR	Transfer (Deduction)	0.00	289.73	
WARR	Warrants	92.71	0.00	
				-123,302.00
NET0002	ETV-Cmty Serv Grnt A-Int Treas	-1,797,343.11		
DXFR	Transfer (Deduction)	0.00	1,761.00	
RXFR	Transfer (Regular)	0.00	19.94	
WARR	Warrants	4,168.37	0.00	
				-1,794,955.68
NET0003	ETV-ADE Prof Dev (0516)	-2,018,517.82		
DXFR	Transfer (Deduction)	0.00	1,812.38	
RXFR	Transfer (Regular)	0.00	386.84	
				-2,020,717.04
NFA0003	DFA-Training-Int Treas	-374,439.15		
DXFR	Transfer (Deduction)	0.00	317.66	
WARR	Warrants	1,162.72	0.00	
				-373,594.09
NFA0004	DFA-EBD-Cash Fund	-197,179.63		
DXFR	Transfer (Deduction)	0.00	178.60	
				-197,358.23
NFA0007	DFA-Vendor Fees-Int Treas	-320,900.05		
DXFR	Transfer (Deduction)	0.00	272.37	
				-321,172.42
NFA0009	DFA-Boards & Comm. Semina	-5,938.56		
DXFR	Transfer (Deduction)	0.00	5.04	
				-5,943.60
NFA0010	DFA OSP Rebates	-1,291,657.87		
DXFR	Transfer (Deduction)	0.00	1,097.12	
				-1,292,754.99
NFA0011	DFA EBD CMS	-162,906.54		
DXFR	Transfer (Deduction)	0.00	151.30	
				-163,057.84
NFA0012	IRC Treas Cash Conf Fee (061)	-21,014.39		
DXFR	Transfer (Deduction)	0.00	17.85	
				-21,032.24
NFA0013	ODP-DHS Ext Proc Consult Tr	-293,723.36		
DXFR	Transfer (Deduction)	0.00	152.92	

Fund Transaction by Type

Start Date:12/30/16 End Date:12/30/16

Fund	Fund Description	Beginning Balance		Ending Balance
Type	Type Description	Debits	Credits	
				-293,876.28
NFC0100	Agri Dept AFC (0400)	-124.91		
DXFR	Transfer (Deduction)	0.00	0.11	
				-125.02
NGC0000	Geology Comm-Interest Treas	-1,103.76		
DXFR	Transfer (Deduction)	0.00	0.94	
				-1,104.70
NGC0100	AGS-PRIVATE GRANTS (0420)	-5,754.69		
DXFR	Transfer (Deduction)	0.00	4.95	
				-5,759.64
NGC0200	Registration of Prof Geologist	-64,994.58		
DXFR	Transfer (Deduction)	0.00	55.80	
				-65,050.38
NGM0000	Governor's Mansion 609/09 S	-55,872.97		
DXFR	Transfer (Deduction)	0.00	36.47	
WARR	Warrants	583.12	0.00	
				-55,326.32
NHE0000	SBHE-Interest Treas	-8,675.46		
DXFR	Transfer (Deduction)	0.00	7.37	
				-8,682.83
NHE0100	College Goal Sunday (0700)	-497.52		
DXFR	Transfer (Deduction)	0.00	0.42	
				-497.94
NHE0200	Achieving the Dream (0700)	-110,829.46		
DXFR	Transfer (Deduction)	0.00	94.13	
				-110,923.59
NHE0300	Policy Sol-Adult Learners(0700)	-3,568.12		
DXFR	Transfer (Deduction)	0.00	3.03	
				-3,571.15
NHE0400	MahlonMartin Scholarship(0700)	-84,347.37		
DXFR	Transfer (Deduction)	0.00	71.63	
				-84,419.00
NHE0500	Statewide Conf-Higher Ed (0700)	-3,107.20		
DXFR	Transfer (Deduction)	0.00	2.39	
				-3,109.59
NHE0600	ADHE College Access Challen	-114,913.73		
DXFR	Transfer (Deduction)	0.00	97.60	
				-115,011.33
NHE0700	Complete College America (0700)	-107,897.49		
DXFR	Transfer (Deduction)	0.00	91.64	
				-107,989.13
NHS0102	DHS-Vol-Citizens Part-Int Trea	-11,572.40		
DXFR	Transfer (Deduction)	0.00	9.68	
				-11,582.08
NHS0103	DHS-Residents Benefits-Int Tr	-19,026.84		
DXFR	Transfer (Deduction)	0.00	16.37	
				-19,043.21
NHS0105	Vision Exams&GlassesUniscC	-404.59		
DXFR	Transfer (Deduction)	0.00	0.34	
				-404.93

Fund Transaction by Type

Start Date:12/30/16 End Date:12/30/16

Fund	Fund Description	Beginning Balance			Ending Balance
Type	Type Description	Debits	Credits		
NHS0110	DHS-DCCEC-Int Treas	-20,702.93			
DXFR	Transfer (Deduction)	0.00	17.43		
					-20,720.36
NHS0201	DCO-Commodity Distr-Int Treas	-160,029.40			
DXFR	Transfer (Deduction)	0.00	136.19		
					-160,165.59
NHS0401	Ash-Patients Benefits-Int Treas	-2,717.22			
DXFR	Transfer (Deduction)	0.00	2.29		
					-2,719.51
NHS0403	DHS-St Hosp Canteen-Int Treas	-193.61			
DXFR	Transfer (Deduction)	0.00	0.16		
					-193.77
NLC0000	Contractor's Lic Brd (0224)	-1,417,198.93			
DXFR	Transfer (Deduction)	0.00	1,205.33		
					-1,418,404.26
NMD0001	Military-Oprs-Int Treas	-1,460,992.20			
DXFR	Transfer (Deduction)	0.00	1,244.32		
					-1,462,236.52
NMD0002	Military-Counterdrug-Int Treas	-34,830.83			
DXFR	Transfer (Deduction)	0.00	29.80		
					-34,860.63
NMD0004	Military-Drug Eradication	-1,672.50			
DXFR	Transfer (Deduction)	0.00	1.42		
					-1,673.92
NMD0008	MIL TIMBER ACCOUNT	-177,132.59			
DXFR	Transfer (Deduction)	0.00	150.45		
					-177,283.04
NMD0011	Camp Robinson PublicUse (09	-80,560.21			
DXFR	Transfer (Deduction)	0.00	69.39		
					-80,629.60
NMD0012	Camp Robinson Trafc Crt (097	-18,559.31			
DXFR	Transfer (Deduction)	0.00	15.62		
					-18,574.93
NMH0000	Minority Hlth Cash/Treasury(0:	-23,177.18			
DXFR	Transfer (Deduction)	0.00	19.68		
					-23,196.86
NMI0000	OMIG-CASH (0035)	-3,043.23			
DXFR	Transfer (Deduction)	0.00	2.77		
					-3,046.00
NMK0000	MLK-Treasury Cash (0318)	-187.84			
DXFR	Transfer (Deduction)	0.00	1.11		
					-188.95
NMV0000	MV Special Plates State (0630)	-73,292.93			
RXFR	Transfer (Regular)	0.00	5,940.80		
					-79,233.73
NMV0001	MVSpecial PlatesNonState (06	-76,663.86			
RXFR	Transfer (Regular)	0.00	5,585.14		
					-82,249.00
NMV0002	IRP Refunds (0630)	-4,433,897.16			
DXFR	Transfer (Deduction)	0.00	4,128.36		

Fund Transaction by Type

Start Date:12/30/16 End Date:12/30/16

Fund	Fund Description	Beginning Balance	Ending Balance	
Type	Type Description	Debits	Credits	
RXFR	Transfer (Regular)	0.00	310,767.01	
				-4,748,792.53
NMV0004	911 Prepaid Wireless (0630)	-840,934.88		
DXFR	Transfer (Deduction)	0.00	740.65	
RXFR	Transfer (Regular)	3.48	18,615.18	
				-860,287.23
NMV0005	CIT DFA REV Asbestos (0630)	-4,075.74		
DXFR	Transfer (Deduction)	0.00	3.46	
				-4,079.20
NNB0000	ASNB Nurse Ed Workshop	-14,409.93		
DXFR	Transfer (Deduction)	0.00	12.24	
				-14,422.17
NNB0100	Bkgrnd Ck-Cash in Treasury02	-27,987.33		
DXFR	Transfer (Deduction)	0.00	26.44	
				-28,013.77
NNB0200	Nursing Scholar Loan 9/09	-131,056.20		
DXFR	Transfer (Deduction)	0.00	111.05	
				-131,167.25
NNH0110	DAH-DCC Interest (0865)	-510.38		
DXFR	Transfer (Deduction)	0.00	0.44	
WARR	Warrants	147.30	0.00	
				-363.52
NNH0201	DAH AAC Treasury Cash	-12,419.69		
DXFR	Transfer (Deduction)	0.00	10.55	
				-12,430.24
NNH0202	SallyWilliams Artist Fd (0870)	-26,972.09		
DXFR	Transfer (Deduction)	0.00	23.08	
				-26,995.17
NNH0310	DAH-Old St Hs (0865)	-198,443.01		
DXFR	Transfer (Deduction)	0.00	170.34	
RCPT	Receipt	0.00	50.00	
				-198,663.35
NNH0320	Ark Cmtve-Trapnall H (0865)	-50,526.50		
DXFR	Transfer (Deduction)	0.00	42.99	
WARR	Warrants	99.54	0.00	
				-50,469.95
NNH0340	Ark Cmtve-Gift Shop (0865)	-3,390.56		
DXFR	Transfer (Deduction)	0.00	1.87	
				-3,392.43
NNH0430	DAH-Main Street (0865)	-2,728.61		
DXFR	Transfer (Deduction)	0.00	2.32	
				-2,730.93
NNH0440	DAH-AHPP Cash/Treas (0865)	-221,549.72		
DXFR	Transfer (Deduction)	0.00	186.62	
RCPT	Receipt	0.00	2,282.90	
				-224,019.24
NNH0510	Ntl Hrtg-Stewardship (0865)	-47,908.79		
DXFR	Transfer (Deduction)	0.00	41.49	
				-47,950.28
NNH0530	Ntl Hrtg-Oprs (0865)	-24,954.25		

Fund Transaction by Type

Start Date:12/30/16 End Date:12/30/16

Fund	Fund Description	Beginning Balance		Ending Balance
Type	Type Description	Debits	Credits	
DXFR	Transfer (Deduction)	0.00	21.18	
				-24,975.43
NNH0610	ATR-Oprs (0865)	-5,808.17		
DXFR	Transfer (Deduction)	0.00	7.59	
RCPT	Receipt	0.00	81.50	
				-5,897.26
NNH0620	ATR-Salaries (0865)	-1,755.47		
DXFR	Transfer (Deduction)	0.00	1.35	
				-1,756.82
NNH0630	ATR-Oprs (0865)	-1,588.97		
DXFR	Transfer (Deduction)	0.00	1.81	
RCPT	Receipt	0.00	1,610.90	
WARR	Warrants	704.03	0.00	
				-2,497.65
NNH0701	DAH-CA-Cash in Treas (0865)	-5,472.43		
DXFR	Transfer (Deduction)	0.00	4.65	
				-5,477.08
NNH0710	DAH-St Archives Cash (0865)	-4,777.54		
DXFR	Transfer (Deduction)	0.00	4.67	
RCPT	Receipt	0.00	265.75	
WARR	Warrants	268.80	0.00	
				-4,779.16
NNH0910	DAH Mos Tmplr Cash (0865)	-47,570.26		
DXFR	Transfer (Deduction)	0.00	40.87	
				-47,611.13
NPB0000	Pharmacy Ckg-Int Treas	-2,453,509.39		
DXFR	Transfer (Deduction)	0.00	1,905.02	
WARR	Warrants	776.50	0.00	
				-2,454,637.91
NPB0100	Pharmacy Student 772/09	-2,405.34		
DXFR	Transfer (Deduction)	0.00	2.04	
				-2,407.38
NPC0000	Private Career Ed-Interest	-33.21		
DXFR	Transfer (Deduction)	0.00	0.03	
				-33.24
NPC0100	PCE Bond Refunds	-6,392.00		
DXFR	Transfer (Deduction)	0.00	5.43	
				-6,397.43
NPD0000	Database Parole Decisions 03:	-2,115.26		
DXFR	Transfer (Deduction)	0.00	1.80	
				-2,117.06
NPT0101	PT-Tourism Oprs-Int Treas	-40,872.97		
DXFR	Transfer (Deduction)	0.00	35.01	
				-40,907.98
NPT0102	PT-Hall of Fame-Int Treas	-37,372.65		
DXFR	Transfer (Deduction)	0.00	31.74	
				-37,404.39
NPT0104	PT-Sweep-Int Treas	-8,761,916.58		
DXFR	Transfer (Deduction)	0.00	7,625.43	
RXFR	Transfer (Regular)	206.68	700.00	

Fund Transaction by Type

Start Date:12/30/16 End Date:12/30/16

Fund	Fund Description	Beginning Balance	Ending Balance	
Type	Type Description	Debits	Credits	
WARR	Warrants	7,759.54	0.00	
				-8,762,275.79
NPT0106	PT Trails for Life Grants	-181,585.00		
DXFR	Transfer (Deduction)	0.00	154.22	
				-181,739.22
NPT0201	History Comm-Oprs-Int Treas	-24.82		
DXFR	Transfer (Deduction)	0.00	0.02	
				-24.84
NRC0000	RACING LIC APPL (0631)	-706,452.03		
DXFR	Transfer (Deduction)	0.00	595.62	
RCPT	Receipt	0.00	450.00	
				-707,497.65
NRE0001	Real Estate-Int Treas	-1,521,602.78		
DXFR	Transfer (Deduction)	0.00	1,298.24	
WARR	Warrants	455.16	0.00	
				-1,522,445.86
NRE0002	Real Estate-Ckg-Int Treas	-604,039.03		
DXFR	Transfer (Deduction)	0.00	511.83	
				-604,550.86
NRF0000	Bd Reg Foresters Op (0239)	-94,524.79		
DXFR	Transfer (Deduction)	0.00	76.17	
				-94,600.96
NRS0001	Rehab-Tech Eqpt-Int Treas	-289,544.20		
DXFR	Transfer (Deduction)	0.00	247.78	
				-289,791.98
NRS0002	Rehab-HSRC Ops-Int Treas	-5,906.31		
DXFR	Transfer (Deduction)	0.00	5.02	
				-5,911.33
NSA0000	Brd Examiners Speech-Lang 0	-1,359,613.59		
DXFR	Transfer (Deduction)	0.00	1,156.43	
RCPT	Receipt	0.00	1,580.00	
WARR	Warrants	443.94	0.00	
				-1,361,906.08
NSC0001	Spinal Cord-Take Cntrl-Interes	-75,207.09		
DXFR	Transfer (Deduction)	0.00	64.38	
				-75,271.47
NSC0005	Trauma Advisory Council (029)	-443,836.00		
DXFR	Transfer (Deduction)	0.00	396.67	
WARR	Warrants	222.08	0.00	
				-444,010.59
NSF0000	Three Rivers Study (0341)	-1,336.71		
DXFR	Transfer (Deduction)	0.00	1.14	
				-1,337.85
NSL0200	State Library Gates Grant	-9,119.75		
DXFR	Transfer (Deduction)	0.00	7.75	
				-9,127.50
NSP0300	Troop K Cont-Cash (0960)	-62.25		
DXFR	Transfer (Deduction)	0.00	0.05	
				-62.30
NSP0400	CHCL Cash Fund (0960)	-24,658.39		

Fund Transaction by Type

Start Date:12/30/16 End Date:12/30/16

Fund	Fund Description	Beginning Balance		Ending Balance
Type	Type Description	Debits	Credits	
DXFR	Transfer (Deduction)	0.00	22.20	
				-24,680.59
NSP0500	AWIN OPER CASH FUND (096)	-386,744.98		
DXFR	Transfer (Deduction)	0.00	328.47	
				-387,073.45
NSP0600	ADFA BOND LOAN FOR CONE	-31,498.47		
DXFR	Transfer (Deduction)	0.00	182.20	
				-31,680.67
NSS0005	Capitol Bldg&Grds Restor (00	-2,099.33		
DXFR	Transfer (Deduction)	0.00	1.78	
				-2,101.11
NSS0009	SOS-Civics Lessons (0063)	-22,881.43		
DXFR	Transfer (Deduction)	0.00	19.43	
				-22,900.86
NSS0100	SOS HAVA State Match (0063)	-471,974.98		
DXFR	Transfer (Deduction)	0.00	400.86	
				-472,375.84
NST0101	AEDC-S/T WinRock (790)	-39,071.25		
DXFR	Transfer (Deduction)	0.00	33.31	
				-39,104.56
NST0601	AEDC-S/T Seed Cap (790)	-1,329,579.08		
DXFR	Transfer (Deduction)	0.00	1,129.23	
				-1,330,708.31
NST0701	AEDC-SciTech Industr (790)	-172,256.79		
DXFR	Transfer (Deduction)	0.00	146.30	
				-172,403.09
NST0901	AEDC-AR Mfg Ext Ntwk (790)	-1,621,739.74		
DXFR	Transfer (Deduction)	0.00	1,364.60	
				-1,623,104.34
NST1001	AEDC-SciTech STEM (790)	-73.93		
DXFR	Transfer (Deduction)	0.00	0.06	
				-73.99
NSW0101	Soil & Water-Travel-Interest T	-5,340,023.06		
DXFR	Transfer (Deduction)	0.00	4,568.86	
RCPT	Receipt	0.00	8,265.00	
				-5,352,856.92
NSW0106	Soil & Water-Dam Permit Fees	-806,851.33		
DXFR	Transfer (Deduction)	0.00	685.38	
				-807,536.71
NSW0107	Soil & Water-Gpm-Interest Tre	-283,670.00		
DXFR	Transfer (Deduction)	0.00	241.72	
RCPT	Receipt	0.00	56.65	
				-283,968.37
NSW0108	Soil & Water-Info-Educ-Int Tre	-781,481.18		
DXFR	Transfer (Deduction)	0.00	672.29	
RCPT	Receipt	0.00	113.35	
WARR	Warrants	1,170.29	0.00	
				-781,096.53
NSW0109	Soil & Water-Tax Credits-Int T	-81,015.62		
DXFR	Transfer (Deduction)	0.00	69.07	

Fund Transaction by Type

Start Date:12/30/16 End Date:12/30/16

Fund	Fund Description	Beginning Balance	Ending Balance	
Type	Type Description	Debits	Credits	
				-81,084.69
NSW0110	Soil & Water-Wellwtr Oprs-Int	-364,815.99		
DXFR	Transfer (Deduction)	0.00	313.16	
WARR	Warrants	75.00	0.00	
				-365,054.15
NSW0111	Soil & Water-Admin Fees-Int T	-2,450,470.38		
DXFR	Transfer (Deduction)	0.00	2,053.79	
				-2,452,524.17
NSW0112	Soil & Water-Wtlnds Mitig Bk-I	-283,216.11		
DXFR	Transfer (Deduction)	0.00	239.65	
WARR	Warrants	72.00	0.00	
				-283,383.76
NSW0114	Soil/Water Wtlnds Rip Tax (45)	-163,571.31		
DXFR	Transfer (Deduction)	0.00	138.14	
				-163,709.45
NSW0115	SW-Forestry Grant	-300,346.07		
DXFR	Transfer (Deduction)	0.00	256.92	
				-300,602.99
NSW0116	Soil & Water-Water Plan Comp	-20,542.22		
DXFR	Transfer (Deduction)	0.00	17.50	
				-20,559.72
NSW0117	SW-Misc Fees	-14,044.98		
DXFR	Transfer (Deduction)	0.00	11.93	
				-14,056.91
NSW0118	Soil & Water-Non Riparian(455	-354,886.30		
DXFR	Transfer (Deduction)	0.00	301.03	
				-355,187.33
NSW0123	Nutrient/Poultry Litter	-64,386.94		
DXFR	Transfer (Deduction)	0.00	54.28	
RCPT	Receipt	0.00	120.00	
				-64,561.22
NSW0124	S&W Floodplain Adm(0455)	-27,566.55		
DXFR	Transfer (Deduction)	0.00	23.44	
				-27,589.99
NSW0125	ASWC TSPCA NRCS	-18,639.46		
DXFR	Transfer (Deduction)	0.00	15.83	
				-18,655.29
NSW0126	ASWCC Tspca Nracs-0455	-39,482.72		
DXFR	Transfer (Deduction)	0.00	34.22	
				-39,516.94
NSW0129	STAG Admin of Set Aside 04	-249,163.52		
DXFR	Transfer (Deduction)	0.00	211.68	
				-249,375.20
NSW0130	USGS PAYMENT INDIRECT (04	-10,606.43		
DXFR	Transfer (Deduction)	0.00	9.01	
				-10,615.44
NSW0137	Drinking Water FY09 (0455)	-253,263.98		
DXFR	Transfer (Deduction)	0.00	140.46	
WARR	Warrants	197.88	0.00	
				-253,206.56

Fund Transaction by Type

Start Date:12/30/16 End Date:12/30/16

Fund	Fund Description	Beginning Balance	Ending Balance	
Type	Type Description	Debits	Credits	
NTC0000	TCB Sale to Minors Enf	-258,722.18		
DXFR	Transfer (Deduction)	0.00	238.50	
WARR	Warrants	380.00	0.00	
				-258,580.68
NTC0100	ATC Tobacco Forfeiture (0261)	-338,146.45		
DXFR	Transfer (Deduction)	0.00	285.63	
				-338,432.08
NTC0200	ATC Law Enforcement Training	-3,949.18		
DXFR	Transfer (Deduction)	0.00	3.35	
				-3,952.53
NTR0000	Towing/Recovery	-845.75		
DXFR	Transfer (Deduction)	0.00	0.72	
				-846.47
NTS0100	CIT ATRS Asbestos (0375)	-1,550.43		
DXFR	Transfer (Deduction)	0.00	1.32	
				-1,551.75
NTT0000	TOWING AND REC BOARD TR	-367,038.04		
DXFR	Transfer (Deduction)	0.00	306.85	
WARR	Warrants	1,856.91	0.00	
				-365,487.98
NVA0000	DVA Cash in Treasury	-851,835.72		
DXFR	Transfer (Deduction)	0.00	363.47	
RCPT	Receipt	0.00	12,903.09	
WARR	Warrants	3,344.22	0.00	
				-861,758.06
NVA0100	LR Veterans Home	-60,477.12		
DXFR	Transfer (Deduction)	0.00	53.67	
				-60,530.79
NVA0200	Veterans Cemetery § 19-5-107	-527,819.05		
DXFR	Transfer (Deduction)	0.00	457.66	
RCPT	Receipt	0.00	20,217.00	
WARR	Warrants	2.70	0.00	
				-548,491.01
NVA0300	Birdeye Cemetery Cash (0385)	-149,075.56		
DXFR	Transfer (Deduction)	0.00	126.61	
				-149,202.17
NVA0700	VETERANS AFFAIRS-DONATI	-46,565.02		
DXFR	Transfer (Deduction)	0.00	39.55	
				-46,604.57
NVA0800	ADVA OFF OF ATT GEN FUND	-95,153.01		
DXFR	Transfer (Deduction)	0.00	93.78	
				-95,246.79
NVA0900	ADVA STATE VET HOME AT N	-1,589,373.49		
DXFR	Transfer (Deduction)	0.00	1,474.97	
WARR	Warrants	1,642.50	0.00	
				-1,589,205.96
NWC0000	Wrks Comp-Interest Treas	-46,328.58		
DXFR	Transfer (Deduction)	0.00	39.35	
				-46,367.93
NWC0001	Workers Comp-Cash Treas (03	-93.61		

Fund Transaction by Type

Start Date:12/30/16 End Date:12/30/16

Fund	Fund Description	Beginning Balance	Ending Balance
Type	Type Description	Debits	Credits
DXFR	Transfer (Deduction)	0.00	0.08
			-93.69
PAYROLL	Statewide Payroll Paying Acct	-836,789.89	
RXFR	Transfer (Regular)	0.00	2,764.37
WARR	Warrants	26,238.88	0.00
			-813,315.38
PER0100	Educ Rehab Paying-Fed Admi	-26,459.85	
WARR	Warrants	1,165.98	0.00
			-25,293.87
PER0200	Educ Rehab Paying-Prch Serv	-541,835.05	
WARR	Warrants	6,728.77	0.00
			-535,106.28
PER0300	Educ Rehab Paying-Grants	-718,677.26	
RXFR	Transfer (Regular)	657.29	0.00
WARR	Warrants	24,265.97	0.00
			-693,754.00
PHD0000	Health Oper § 19-5-104	-1,655,806.72	
RCPT	Receipt	0.00	49,453.84
RXFR	Transfer (Regular)	1,319.18	137,522.12
WARR	Warrants	158,619.48	0.00
			-1,682,844.02
PTA4500	Dept Of Human Svcs-Co Oprs-	-60,292.37	
RCPT	Receipt	0.00	53.28
WARR	Warrants	753.64	0.00
			-59,592.01
PTD8100	Tobacco DD Pay-Prescr Drugs	-62,937.39	
WARR	Warrants	41.00	0.00
			-62,896.39
PTD8600	Tobacco DD Pay-Hosp Med Se	-1,482,374.09	
WARR	Warrants	20,425.96	0.00
			-1,461,948.13
PWD7700	DHS-Nrs Hm Vndr Payments	-8,492,959.10	
RXFR	Transfer (Regular)	0.00	200,000.00
WARR	Warrants	12,594,063.79	0.00
			3,901,104.69
PWD8100	DHS-DrugVenPay-FamPlan	-23,999,115.50	
RCPT	Receipt	0.00	26,491.97
WARR	Warrants	5,730,958.32	0.00
			-18,294,649.15
PWD8600	DHS-Hosp/Med Vendor	-50,294,213.06	
RCPT	Receipt	0.00	123,688.56
WARR	Warrants	115,344,004.05	0.00
			64,926,102.43
PWD8700	DHS-Med Assist Prg Admin	184,104.28	
RCPT	Receipt	0.00	70,811.36
RXFR	Transfer (Regular)	266,668.98	70,811.36
WARR	Warrants	141,959.81	0.00
			451,110.35
PWD8900	DHS-Med Assist Prg Peer Rev	-6,564,644.79	
WARR	Warrants	1,840,553.51	0.00

Fund Transaction by Type

Start Date:12/30/16 End Date:12/30/16

Fund	Fund Description	Beginning Balance			Ending Balance
Type	Type Description	Debits	Credits		
					-4,724,091.28
PWD9400	DHS-Lng Trm Care Prof Contr:	-566,676.09			
WARR	Warrants	1,230.29	0.00		
					-565,445.80
PWD9600	DHS ARKIDS B Prg	-2,570,801.29			
RCPT	Receipt	0.00	56,005.84		
WARR	Warrants	1,376,455.15	0.00		
					-1,250,351.98
PWE1500	DHS-Older Wrkr Prgm	-64,703.16			
WARR	Warrants	50,237.08	0.00		
					-14,466.08
PWE2000	DHS-Aging Proj Grant Paymer	-161,571.56			
RCPT	Receipt	0.00	30,000.00		
RXFR	Transfer (Regular)	0.00	3.60		
WARR	Warrants	57,022.33	0.00		
					-134,552.83
PWE2300	DHS Sr Citizens Centers	-1,064,573.00			
WARR	Warrants	30,322.00	0.00		
					-1,034,251.00
PWE4700	DHS-Aging-Nrsing Hm Care Al	-325,096.96			
WARR	Warrants	117,039.63	0.00		
					-208,057.33
PWE5200	DHS-Aging-Nutrition Prgm	-414,444.66			
RCPT	Receipt	0.00	37,497.00		
WARR	Warrants	115,603.94	0.00		
					-336,337.72
PWE5300	Mental Hlth Grants (0710)	-171,584.79			
RCPT	Receipt	0.00	10,965.91		
					-182,550.70
PWE6000	DHS DBS Purchase of Service	-862,862.73			
WARR	Warrants	2,511.53	0.00		
					-860,351.20
PWE7900	DHS-Infant Infirmary Nrsng Hn	-1,123,745.12			
RXFR	Transfer (Regular)	0.00	65,070.81		
WARR	Warrants	550,236.04	0.00		
					-638,579.89
PWE8000	DHS Public Nursing Home Car	-10,082,195.79			
RCPT	Receipt	0.00	3,561,470.00		
WARR	Warrants	11,919,831.26	0.00		
					-1,723,834.53
PWE9000	DHS Family Preservation	-256,081.00			
RXFR	Transfer (Regular)	0.00	20,837.50		
WARR	Warrants	37,616.87	0.00		
					-239,301.63
PWE9100	DHS DCF IV E Foster Care	-3,414,237.80			
RCPT	Receipt	0.00	16,658.05		
RXFR	Transfer (Regular)	322.49	100,000.00		
WARR	Warrants	160,698.58	0.00		
					-3,369,874.78
PWE9300	DHS DCF Child Care Cost	-2,357,786.84			

Fund Transaction by Type

Start Date:12/30/16 End Date:12/30/16

Fund	Fund Description	Beginning Balance	Ending Balance
Type	Type Description	Debits	Credits
RCPT	Receipt	0.00	548,287.08
RXFR	Transfer (Regular)	255.98	28,474.20
WARR	Warrants	95,104.14	0.00
			-2,839,188.00
PWE9400	DHS Food Stamps	-15,384.09	
RXFR	Transfer (Regular)	0.00	168.00
WARR	Warrants	210.84	0.00
			-15,341.25
PWP1000	Dept Of Human Svcs-Dir Off A	-488,467.47	
RCPT	Receipt	0.00	22,844.80
WARR	Warrants	530.56	0.00
			-510,781.71
PWP1500	Dept Of Human Svcs-Chief Co	-258,484.15	
RCPT	Receipt	0.00	39,288.71
WARR	Warrants	4,970.86	0.00
			-292,802.00
PWP2000	Dept of Human Svcs-Aging Ad	-1,910,332.14	
RCPT	Receipt	0.00	444.93
RXFR	Transfer (Regular)	0.00	50,000.00
WARR	Warrants	6,618.09	0.00
			-1,954,158.98
PWP2500	Dept of Human Svcs-DCFS Ad	-5,867,069.98	
RCPT	Receipt	0.00	8,012.17
RXFR	Transfer (Regular)	0.00	100,000.00
WARR	Warrants	80,954.07	0.00
			-5,894,128.08
PWP3000	Dept of Human Svcs-DCCECE	-2,363,848.95	
RCPT	Receipt	0.00	2,289.08
WARR	Warrants	5,026.33	0.00
			-2,361,111.70
PWP3500	Dept Of Human Svcs-Mntl Hlth	-917,998.32	
RCPT	Receipt	0.00	1,247,222.10
RXFR	Transfer (Regular)	989.74	300,000.00
WARR	Warrants	50,293.68	0.00
			-2,413,937.00
PWP4000	Dept Of Human Svcs-Medsvcs	-14,758,450.77	
RCPT	Receipt	0.00	11,685.11
WARR	Warrants	2,951.59	0.00
			-14,767,184.29
PWP4500	Dept Of Human Svcs-Co Oprs-	-1,565,894.62	
RCPT	Receipt	0.00	85,525.64
WARR	Warrants	176,294.35	0.00
			-1,475,125.91
PWP5000	Dept Of Human Svcs-Admin Sr	-2,644,260.19	
RCPT	Receipt	0.00	564,882.85
RXFR	Transfer (Regular)	0.00	100,000.00
WARR	Warrants	419,652.61	0.00
			-2,889,490.43
PWP5500	Dept of Human Svcs-DDS Adm	-263,324.33	
RCPT	Receipt	0.00	6,344,279.92
RXFR	Transfer (Regular)	81.63	300,000.00

Fund Transaction by Type

Start Date:12/30/16 End Date:12/30/16

Fund	Fund Description	Beginning Balance	Ending Balance
Type	Type Description	Debits	Credits
WARR	Warrants	58,607.81	0.00
			-6,848,914.81
PWP6500	Dept Of Human Svcs-Blind Srv	-957,416.69	
RCPT	Receipt	0.00	145,563.20
RXFR	Transfer (Regular)	0.00	60,000.00
WARR	Warrants	3,543.35	0.00
			-1,159,436.54
PWP7500	Dept of Human Svcs-Vol Admi	-285,587.85	
RCPT	Receipt	0.00	23,341.89
RXFR	Transfer (Regular)	0.00	5,000.00
WARR	Warrants	399.59	0.00
			-313,530.15
PWP8000	Dept Of Human Svcs-Yth Srv P	-197,000.46	
RXFR	Transfer (Regular)	30,565.57	100,000.00
WARR	Warrants	9,463.29	0.00
			-256,971.60
PWS0000	Temp Emp Asst Svc § 19-5-10	-150,236.56	
RXFR	Transfer (Regular)	11,539.00	50,000.00
WARR	Warrants	2,229.71	0.00
			-186,467.85
PWS0100	DWS TANF Contingency (0810)	-560,444.17	
RXFR	Transfer (Regular)	50,000.00	0.00
			-510,444.17
RRA0000	State Hwy & Transportation	-411,634,018.22	
CTAX	Claims & Taxes	3,214.25	0.00
DXFR	Transfer (Deduction)	0.00	252,246.21
HDIS	Distribution (Highway Fund)	0.00	31,251,539.78
HSDIS	Highway Severance Distribution	0.00	2,681,354.58
RADJ	Receipt Adjustment	0.00	0.01
RCPT	Receipt	0.00	500,903.09
RXFR	Transfer (Regular)	2,160,062.88	2,500,732.08
SDIS	Distribution (Special Fund)	0.00	1,756,596.90
SPEC	Special Reversing Entry	3,000,628.78	2,159,062.88
WARR	Warrants	17,826,815.41	0.00
			-429,745,732.43
RRA4LHC	4 Lane Highway Construction	-478,266,550.06	
4LHC	Four Lane Highway Constructio	0.00	15,720,909.96
DXFR	Transfer (Deduction)	0.00	275,321.50
RXFR	Transfer (Regular)	498,647.37	926,240.17
SPEC	Special Reversing Entry	926,240.17	498,647.37
WARR	Warrants	1,288,259.94	0.00
			-492,974,521.58
RRB0000	State Aid Road	-12,191,865.54	
RXFR	Transfer (Regular)	0.21	20,527.15
SDIS	Distribution (Special Fund)	0.00	1,528,293.10
SPEC	Special Reversing Entry	20,527.15	0.21
WARR	Warrants	77,664.40	0.00
			-13,642,494.24
RRC0000	State Aid Street (0090)	-9,947,870.45	
RXFR	Transfer (Regular)	0.21	20,527.15
SDIS	Distribution (Special Fund)	0.00	1,528,293.10

Fund Transaction by Type

Start Date:12/30/16 End Date:12/30/16

Fund	Fund Description	Beginning Balance		Ending Balance
Type	Type Description	Debits	Credits	
SPEC	Special Reversing Entry	20,527.15	0.21	
WARR	Warrants	54,087.18	0.00	
				-11,422,076.37
SAB0100	AR Motor Vehicle Comm-Oprs	-2,455,485.50		
SDIS	Distribution (Special Fund)	0.00	61,143.30	
WARR	Warrants	5,278.15	0.00	
				-2,511,350.65
SAC0000	Asbestos Control	-1,476,204.39		
SDIS	Distribution (Special Fund)	0.00	21,751.32	
				-1,497,955.71
SAE0200	AR Econ Dev-3.9% Rebate	0.00		
LCRT	General Letter of Cert	0.00	1,683,968.00	
				-1,683,968.00
SAH0200	Oil Museum-Oil/Brine	-1,342.86		
SDIS	Distribution (Special Fund)	0.00	6,791.71	
				-8,134.57
SAT0000	Special Addl Taxes (0630)	-299,678.66		
RXFR	Transfer (Regular)	93,218.48	48,393.74	
				-254,853.92
SBA0100	Keep AR Beautiful-Oprs	-389,339.92		
RXFR	Transfer (Regular)	0.00	59,833.79	
WARR	Warrants	97.67	0.00	
				-449,076.04
SBB0100	Soybean Board-Operations	-4,405,387.05		
RCPT	Receipt	0.00	20,110.41	
RXFR	Transfer (Regular)	20,110.41	20,110.41	
SDIS	Distribution (Special Fund)	0.00	1,014,899.04	
SPEC	Special Reversing Entry	40,220.82	20,110.41	
WARR	Warrants	5,000.00	0.00	
				-5,415,286.09
SBC0100	AR Beef Council	-123,709.26		
RCPT	Receipt	0.00	5,213.00	
RXFR	Transfer (Regular)	5,473.00	5,473.00	
SDIS	Distribution (Special Fund)	0.00	28,141.02	
SPEC	Special Reversing Entry	2,305.00	65.00	
				-154,823.28
SBN0100	Ar St Bd of Nursing-Oprs	-2,606,347.90		
SDIS	Distribution (Special Fund)	0.00	567,167.53	
				-3,173,515.43
SBS0000	Boating Safety(080)	0.00		
RXFR	Transfer (Regular)	17,664.21	1,337.38	
SDIS	Distribution (Special Fund)	0.00	17,664.21	
SPEC	Special Reversing Entry	1,337.38	0.00	
				0.00
SCB0100	AR Catfish Promotion	-92,085.83		
SDIS	Distribution (Special Fund)	0.00	1,096.11	
				-93,181.94
SCE0000	St Crime Lab Equip-Special	-747,923.62		
RCPT	Receipt	0.00	4,961.60	
SDIS	Distribution (Special Fund)	0.00	62,370.17	

Fund Transaction by Type

Start Date:12/30/16 End Date:12/30/16

Fund	Fund Description	Beginning Balance	Ending Balance
Type	Type Description	Debits	Credits
SPEC	Special Reversing Entry	4,961.60	0.00
			-810,293.79
SCP0000	AR Child Passenger Protection	-191,515.34	
SDIS	Distribution (Special Fund)	0.00	10,070.27
			-201,585.61
SCS0100	Private Career Education-Spec	-28,189.24	
SDIS	Distribution (Special Fund)	0.00	2,602.68
			-30,791.92
SCT0100	DHS-Child Care Opr	-6,823.35	
SDIS	Distribution (Special Fund)	0.00	7,812.96
			-14,636.31
SCX0000	Conservation Tax	-657,321.77	
RXFR	Transfer (Regular)	6,123,221.49	270,254.22
SDIS	Distribution (Special Fund)	0.00	5,983,378.98
SPEC	Special Reversing Entry	270,254.22	139,842.51
			-657,321.77
SDA0100	Aeronautics-Oprs	-5,721,599.75	
RXFR	Transfer (Regular)	0.74	70,063.66
SDIS	Distribution (Special Fund)	0.00	815,828.97
SPEC	Special Reversing Entry	70,063.66	0.74
			-6,537,428.72
SDC0100	ADC Farm Reserve	-4,542,001.50	
RCPT	Receipt	0.00	8,955.34
RXFR	Transfer (Regular)	0.00	354.25
SDIS	Distribution (Special Fund)	0.00	494,278.21
SPEC	Special Reversing Entry	6,822.00	0.00
WARR	Warrants	679.74	0.00
			-5,038,087.56
SDD0100	Dept of Correc-Industry Oprs	-1,672,722.65	
RCPT	Receipt	0.00	3,069.24
SDIS	Distribution (Special Fund)	0.00	186,438.28
SPEC	Special Reversing Entry	2,857.79	0.00
WARR	Warrants	20,043.95	0.00
			-1,839,328.43
SDF0101	State Forestry 19-6-411	-1,971,194.44	
RCPT	Receipt	0.00	8,929.81
SDIS	Distribution (Special Fund)	0.00	761,339.07
SPEC	Special Reversing Entry	8,929.81	0.00
WARR	Warrants	32,622.25	0.00
			-2,699,911.26
SDG0000	Game Protection Fund	-7,740,500.16	
DXFR	Transfer (Deduction)	0.00	8,573.19
RCPT	Receipt	0.00	453,257.50
RXFR	Transfer (Regular)	0.00	2,698,526.37
SDIS	Distribution (Special Fund)	0.00	4,805,156.27
SPEC	Special Reversing Entry	448,719.55	0.00
WARR	Warrants	59,951.45	0.00
			-15,197,342.49
SDG0001	Operating Reserve Act238 (001	-12,922,791.72	
DXFR	Transfer (Deduction)	0.00	10,975.52
			-12,933,767.24

Fund Transaction by Type

Start Date:12/30/16 End Date:12/30/16

Fund		Beginning Balance	Ending Balance	
Type	Type Description	Debits	Credits	
SDG0100	GPF-License Plate Fnd	-2,969,660.78		
DXFR	Transfer (Deduction)	0.00	2,506.74	
RXFR	Transfer (Regular)	0.00	4,771.40	
				-2,976,938.92
SDG0101	ED CTR CONST ACT 73215 (0	-5,009,075.15		
DXFR	Transfer (Deduction)	0.00	3,843.32	
				-5,012,918.47
SDG0102	AGFC Donations Fund (0080)	-126,907.05		
DXFR	Transfer (Deduction)	0.00	107.78	
				-127,014.83
SDG0103	AGFC Earmarked Funds (0080)	-7,892.40		
DXFR	Transfer (Deduction)	0.00	10.12	
WARR	Warrants	337.55	0.00	
				-7,564.97
SDG0200	GPF-Elk Donation Fnd	-60,019.02		
DXFR	Transfer (Deduction)	0.00	50.98	
				-60,070.00
SDG0300	Game Protection Partners For	-22,686.76		
DXFR	Transfer (Deduction)	0.00	19.28	
				-22,706.04
SDG0500	Game Protection St Francis Mi	-214,465.49		
DXFR	Transfer (Deduction)	0.00	182.15	
				-214,647.64
SDG0700	Game Protection Nature Cntr (-621,486.79		
DXFR	Transfer (Deduction)	0.00	533.98	
WARR	Warrants	270.00	0.00	
				-621,750.77
SDG0800	AGFC-Gas Lease (0080(-144,344.42		
DXFR	Transfer (Deduction)	0.00	123.21	
				-144,467.63
SDG0801	AGFC-Gas Rev Grants (0080)	-348.91		
DXFR	Transfer (Deduction)	0.00	5.23	
				-354.14
SDG0803	AGFC Gas Capital Proj (0080)	-4,279,886.45		
DXFR	Transfer (Deduction)	0.00	3,634.97	
				-4,283,521.42
SDG0804	AGFC Gas Infrastructure Repa	-1,118,445.18		
DXFR	Transfer (Deduction)	0.00	949.91	
				-1,119,395.09
SDG1000	Hunters Feeding the Hungry	-3,397.69		
DXFR	Transfer (Deduction)	0.00	2.01	
RCPT	Receipt	0.00	56.00	
				-3,455.70
SDG1200	AGFC EquipFundAct732 (0080)	-1,644,353.56		
DXFR	Transfer (Deduction)	0.00	1,494.55	
				-1,645,848.11
SDG1201	AGFC Fleet Fund	-833,414.12		
DXFR	Transfer (Deduction)	0.00	698.11	
				-834,112.23
SDG2000	Black River Settlmnt (0080)	-13,645,936.17		

Fund Transaction by Type

Start Date:12/30/16 End Date:12/30/16

Fund	Fund Description	Beginning Balance		Ending Balance
Type	Type Description	Debits	Credits	
DXFR	Transfer (Deduction)	0.00	11,589.70	
				-13,657,525.87
SDH4300	Securities Dept-Operations	-3,486,052.50		
RCPT	Receipt	0.00	2,830,150.00	
SDIS	Distribution (Special Fund)	0.00	3,004,096.30	
SPEC	Special Reversing Entry	2,830,150.00	0.00	
				-6,490,148.80
SDI0000	Interpreters Deaf/Hearing Imp	-49,608.84		
SDIS	Distribution (Special Fund)	0.00	1,008.60	
				-50,617.44
SDL0100	Commercial Drivers Lic	-7,206,560.73		
RXFR	Transfer (Regular)	0.00	4,110.76	
SDIS	Distribution (Special Fund)	0.00	188,006.93	
SPEC	Special Reversing Entry	4,110.76	0.00	
				-7,394,567.66
SDN0100	St Crime Lab-DNA Det Oprs	-1,173,202.75		
SDIS	Distribution (Special Fund)	0.00	94,015.15	
WARR	Warrants	2,872.46	0.00	
				-1,264,345.44
SDO0100	Oil & Gas Comm-Operations	-41,540,531.73		
SDIS	Distribution (Special Fund)	0.00	279,921.98	
WARR	Warrants	8,089.41	0.00	
				-41,812,364.30
SDP0101	Plant Board 19-6-408	-6,362,104.41		
RXFR	Transfer (Regular)	0.00	41,090.00	
SDIS	Distribution (Special Fund)	0.00	3,076,557.56	
WARR	Warrants	41,110.01	0.00	
				-9,438,641.96
SEA0000	Educational Adequacy	0.00		
LCRT	General Letter of Cert	0.00	2,309,038.67	
RXFR	Transfer (Regular)	41,635,045.52	1,680,160.81	
SDIS	Distribution (Special Fund)	0.00	38,451,071.55	
SPEC	Special Reversing Entry	1,680,160.81	874,935.30	
				0.00
SEF0100	ASP Equipment-AFIS System	-4,885,918.95		
RCPT	Receipt	0.00	7,083.05	
SDIS	Distribution (Special Fund)	0.00	231,783.76	
SPEC	Special Reversing Entry	4,343.80	0.00	
WARR	Warrants	560.41	0.00	
				-5,119,881.55
SEP0000	Drug/Crime Enf/Pros Act 1086	-2,764,936.22		
SDIS	Distribution (Special Fund)	0.00	90,689.35	
				-2,855,625.57
SFP0800	Fire Prot Prem-Carroll	-44,973.48		
WARR	Warrants	14,991.16	0.00	
				-29,982.32
SFP1000	Fire Prot Prem-Clark	-27,214.62		
WARR	Warrants	7,669.59	0.00	
				-19,545.03
SFP4400	Fire Prot Prem-Madison	-2,205.85		

Fund Transaction by Type

Start Date:12/30/16 End Date:12/30/16

Fund	Fund Description	Beginning Balance	Ending Balance	
Type	Type Description	Debits	Credits	
WARR	Warrants	2,205.85	0.00	0.00
SFP4800	Fire Prot Prem-Monroe	-3,518.02		
WARR	Warrants	3,518.00	0.00	-0.02
SFP7300	Fire Prot Prem-White	-42,943.11		
WARR	Warrants	10,617.73	0.00	-32,325.38
SGS0100	Corn Grain Sorghum Bd-Oper:	-1,282,829.46		
RCPT	Receipt	0.00	145.40	
SDIS	Distribution (Special Fund)	0.00	55,571.18	
SPEC	Special Reversing Entry	145.40	0.00	
				-1,338,400.64
SHA0000	Dept of Hlth-HVACR	-426,959.74		
SDIS	Distribution (Special Fund)	0.00	30,013.97	
				-456,973.71
SHF0100	DAH-Consr Tax-Dir Off	-2,820,533.73		
RCPT	Receipt	0.00	765.00	
RXFR	Transfer (Regular)	0.00	538,504.11	
WARR	Warrants	20,257.07	0.00	
				-3,339,545.77
SHF0200	DAH-Consr Tax-Delta Clt Ctr	-10,225.43		
WARR	Warrants	225.00	0.00	
				-10,000.43
SHF0300	DAH-Consr Tax-Arts Co	-16,387.10		
WARR	Warrants	1,886.00	0.00	
				-14,501.10
SHF0400	DAH-Consr Tax-Commr Comr	-26,417.63		
WARR	Warrants	2,933.11	0.00	
				-23,484.52
SHF0500	DAH-Consr Tax-Hist Presv	-108,994.40		
WARR	Warrants	157.32	0.00	
				-108,837.08
SHF0600	DAH-Consr Tax-Natl Hrtg	-8,398.73		
WARR	Warrants	282.65	0.00	
				-8,116.08
SHK0000	Milk Inspection	-96,081.33		
SDIS	Distribution (Special Fund)	0.00	31,779.51	
				-127,860.84
SHL0000	Plumbers Licensing	-547,255.96		
SDIS	Distribution (Special Fund)	0.00	212,194.68	
				-759,450.64
SHM0100	Mfg Home Comm-Operations	-395,947.72		
SDIS	Distribution (Special Fund)	0.00	5,559.60	
				-401,507.32
SHW0000	Haz Waste Permit Fee	-4,393,522.12		
RCPT	Receipt	0.00	50.00	
SDIS	Distribution (Special Fund)	0.00	86,216.33	
SPEC	Special Reversing Entry	50.00	0.00	
				-4,479,738.45

Fund Transaction by Type

Start Date:12/30/16 End Date:12/30/16

Fund	Fund Description	Beginning Balance		Ending Balance
Type	Type Description	Debits	Credits	
SIA0101	L/P Equine Infectious Anemia	-505,536.20		
SDIS	Distribution (Special Fund)	0.00	5,065.14	
WARR	Warrants	291.18	0.00	
				-510,310.16
SIB0100	Bank Department-Operations	-8,432,999.65		
SDIS	Distribution (Special Fund)	0.00	46,768.05	
WARR	Warrants	34,472.07	0.00	
				-8,445,295.63
SIL0100	LP Gas Board Oprs	-1,076,256.83		
RCPT	Receipt	0.00	36,450.00	
SDIS	Distribution (Special Fund)	0.00	123,241.08	
SPEC	Special Reversing Entry	36,450.00	0.00	
				-1,199,497.91
SIP0101	Poultry & Egg Grading 19-6-40	-5,197,394.90		
SDIS	Distribution (Special Fund)	0.00	161,867.49	
WARR	Warrants	1,491.92	0.00	
				-5,357,770.47
SIS0000	Road/Bridge Repair (0090)	-0.31		
RXFR	Transfer (Regular)	0.00	55.76	
SDIS	Distribution (Special Fund)	0.00	191,744.74	
SPEC	Special Reversing Entry	55.76	0.00	
				-191,745.05
SJP0100	Public Service-Utilities	-7,918,600.97		
RCPT	Receipt	0.00	200.00	
SDIS	Distribution (Special Fund)	0.00	196.80	
SPEC	Special Reversing Entry	200.00	0.00	
WARR	Warrants	3,894.32	0.00	
				-7,914,903.45
SKL0000	Skills Development (0590)	-20,046,465.37		
WARR	Warrants	30,750.00	0.00	
				-20,015,715.37
SLS0000	Beneficiaries of Fallen Law En	-5,939.44		
RXFR	Transfer (Regular)	0.00	18.75	
SDIS	Distribution (Special Fund)	0.00	242.00	
SPEC	Special Reversing Entry	18.75	0.00	
				-6,181.44
SMD0000	Specialty Court Prog (0485)	-3,175.04		
SDIS	Distribution (Special Fund)	0.00	237.16	
				-3,412.20
SMF0000	Military Funeral Hon 784/09	-175,781.65		
RXFR	Transfer (Regular)	0.00	250.00	
SDIS	Distribution (Special Fund)	0.00	2,826.56	
SPEC	Special Reversing Entry	250.00	0.00	
				-178,608.21
SMH0100	ADEM-Special Rev Fee	-584,181.68		
SDIS	Distribution (Special Fund)	0.00	944.64	
				-585,126.32
SMH6900	EMPG T&E 15 (0995)	-18,520.01		
WARR	Warrants	450.40	0.00	
				-18,069.61

Fund Transaction by Type

Start Date:12/30/16 End Date:12/30/16

Fund	Fund Description	Beginning Balance	Ending Balance
Type	Type Description	Debits	Credits
SML0000	Domestic Peace	0.00	
SDIS	Distribution (Special Fund)	0.00	28,267.78
			-28,267.78
SMP0000	ASP Special Operating	0.00	
GDIS	Distribution (General Fund)	0.00	1,210,754.61
			-1,210,754.61
SMP0100	ASP Special Operating	-527,990.73	
CTAX	Claims & Taxes	48.40	0.00
RCPT	Receipt	0.00	24,043.10
RXFR	Transfer (Regular)	0.00	72,960.27
SDIS	Distribution (Special Fund)	0.00	2,207,064.56
SPEC	Special Reversing Entry	87,998.54	0.00
WARR	Warrants	6,378.49	0.00
			-2,737,633.23
SMP0500	ASP Used Motor Vehicle	-619,000.68	
RCPT	Receipt	0.00	3,250.00
SDIS	Distribution (Special Fund)	0.00	86,798.64
SPEC	Special Reversing Entry	3,250.00	0.00
			-705,799.32
SMP0600	ASP-PI/Security	-686,393.58	
RCPT	Receipt	0.00	1,860.00
SDIS	Distribution (Special Fund)	0.00	25,517.33
SPEC	Special Reversing Entry	1,860.00	0.00
WARR	Warrants	220.03	0.00
			-711,690.88
SMP0700	ASP Salvage Auction	-936,450.61	
SDIS	Distribution (Special Fund)	0.00	4,718.28
			-941,168.89
SMP0800	AR Wireless Network	-563,871.59	
WARR	Warrants	2,059.56	0.00
			-561,812.03
SMP1200	Auto Operator Hldg (0960)	-2,840,972.28	
SDIS	Distribution (Special Fund)	0.00	1,128,887.01
			-3,969,859.29
SMP2003	ASP Highway Safety 402	-109,290.08	
WARR	Warrants	64,437.27	0.00
			-44,852.81
SMP2603	ASP Highway Safety 403	-923.62	
WARR	Warrants	725.30	0.00
			-198.32
SMP3021	Hwy Safety 405 MAP 21Act120	-134,532.33	
WARR	Warrants	26,125.31	0.00
			-108,407.02
SMP8800	ASP Vehicles (0960)	-3,975,266.83	
RCPT	Receipt	0.00	200.00
RXFR	Transfer (Regular)	0.00	4,799.49
SDIS	Distribution (Special Fund)	0.00	128,049.46
SPEC	Special Reversing Entry	4,799.49	0.00
WARR	Warrants	56,382.75	0.00
			-4,047,133.54

Fund Transaction by Type

Start Date:12/30/16 End Date:12/30/16

Fund	Fund Description	Beginning Balance	Ending Balance	
Type	Type Description	Debits	Credits	
SMP9602	ASP Troop K Cont Project	-863,490.55		
RXFR	Transfer (Regular)	251.73	0.00	
				-863,238.82
SMS0000	ADH Marine Sanitation	-1,196.37		
RXFR	Transfer (Regular)	0.00	4,239.41	
				-5,435.78
SNP0100	Nuclear Planning & Response	-384,690.16		
SDIS	Distribution (Special Fund)	0.00	95,250.21	
				-479,940.37
SPC0101	L/P Brucellosis Erad/Inspectio	-972,889.39		
RCPT	Receipt	0.00	5,285.00	
RXFR	Transfer (Regular)	5,285.00	5,285.00	
SDIS	Distribution (Special Fund)	0.00	45,038.34	
SPEC	Special Reversing Entry	10,570.00	5,285.00	
WARR	Warrants	285.80	0.00	
				-1,017,641.93
SPD0100	People With Disabilities	-15,810.36		
SDIS	Distribution (Special Fund)	0.00	726.06	
				-16,536.42
SPF0100	Comty Punshmt Rev-Oprs	-4,627,718.00		
SDIS	Distribution (Special Fund)	0.00	717,627.75	
				-5,345,345.75
SPS0101	Livestock/Poultry Special Rev	-1,404,817.12		
SDIS	Distribution (Special Fund)	0.00	118,455.62	
WARR	Warrants	1,836.41	0.00	
				-1,521,436.33
SPT0100	Conscr Tax-Oprs	-17,451,692.89		
RXFR	Transfer (Regular)	0.00	2,734,720.18	
SDIS	Distribution (Special Fund)	0.00	957.18	
WARR	Warrants	23,043.08	0.00	
				-20,164,327.17
SRP0100	Rice Research & Promo Bd-Of	-147,410.65		
RCPT	Receipt	0.00	1,656.83	
SDIS	Distribution (Special Fund)	0.00	383,241.11	
SPEC	Special Reversing Entry	1,656.83	0.00	
WARR	Warrants	113.40	0.00	
				-530,538.36
SRS0000	Reg Sub Stor Tank Prg	-1,886,983.59		
SDIS	Distribution (Special Fund)	0.00	10,105.68	
WARR	Warrants	80.00	0.00	
				-1,897,009.27
SSA0000	AR CourtAppointedSpecAdvo	-9,248.65		
RXFR	Transfer (Regular)	0.00	50.00	
SDIS	Distribution (Special Fund)	0.00	459.80	
SPEC	Special Reversing Entry	50.00	0.00	
				-9,708.45
SSC0480	ADC Sex/Child Offen Reg-048	-121,823.61		
SDIS	Distribution (Special Fund)	0.00	3,004.47	
				-124,828.08
SSC0990	ACIC Sex/Child Offend Reg-09	-50,027.78		

Fund Transaction by Type

Start Date:12/30/16 End Date:12/30/16

Fund	Fund Description	Beginning Balance	Ending Balance
Type	Type Description	Debits	Credits
SDIS	Distribution (Special Fund)	0.00	3,004.47
			-53,032.25
SSD0000	Individual Sewage Disposal Sy	-42,142.29	
RCPT	Receipt	0.00	1,637.14
SDIS	Distribution (Special Fund)	0.00	1,610.95
SPEC	Special Reversing Entry	1,637.14	0.00
			-43,753.24
SSE0000	AR Citizens 1st Resp Safety	-8.92	
SDIS	Distribution (Special Fund)	0.00	29,450.95
			-29,459.87
SST0101	Livestock/Poultry Swine Testir	-1,473.17	
SDIS	Distribution (Special Fund)	0.00	15.49
			-1,488.66
SSV0000	Spirituos & Vinous Bev Act(06	-498,557.26	
SDIS	Distribution (Special Fund)	0.00	12,893.76
			-511,451.02
SSW0100	Social Work Licensing-Operati	-642,325.68	
SDIS	Distribution (Special Fund)	0.00	12,811.68
			-655,137.36
STC0100	Telecomm Equip Fund-Oprs	-591,034.79	
RCPT	Receipt	0.00	3.76
SDIS	Distribution (Special Fund)	0.00	34,849.37
SPEC	Special Reversing Entry	3.76	0.00
			-625,884.16
STR0000	AR Tobacco Control Rev (0261	-520,208.31	
SDIS	Distribution (Special Fund)	0.00	3,940.92
			-524,149.23
SWF0100	Wkforce 2000 Dev-Grant/Exp	-0.15	
RADJ	Receipt Adjustment	0.00	2,543,399.02
SDIS	Distribution (Special Fund)	0.00	2,462,010.25
SPEC	Special Reversing Entry	2,543,399.02	0.00
			-2,462,010.40
SWP0100	Wheat Promotion Bd-Operatio	-42,301.67	
SDIS	Distribution (Special Fund)	0.00	653.50
			-42,955.17
SWT0000	In God We Trust License Plate	0.00	
RXFR	Transfer (Regular)	0.00	376.37
SDIS	Distribution (Special Fund)	0.00	6,969.60
SPEC	Special Reversing Entry	376.37	0.00
			-6,969.60
SXA0100	Abstractors Examiners Board	-103,015.55	
SDIS	Distribution (Special Fund)	0.00	580.56
			-103,596.11
SXV0100	Veterinary Exam Board-Operat	-437,851.41	
SDIS	Distribution (Special Fund)	0.00	98.40
			-437,949.81
TAD0201	Pesticide/Plant Disposal 19-5-1	-1,969,585.78	
SDIS	Distribution (Special Fund)	0.00	317,143.20
			-2,286,728.98
TAJ0300	St Admin Of Justice-St Prgms	-3,347,727.09	

Fund Transaction by Type

Start Date:12/30/16 End Date:12/30/16

Fund	Fund Description	Beginning Balance		Ending Balance
Type	Type Description	Debits	Credits	
RXFR	Transfer (Regular)	0.00	59,820.21	
SDIS	Distribution (Special Fund)	0.00	1,096,534.34	
SPEC	Special Reversing Entry	59,820.21	0.00	
				-4,444,261.43
TAS0000	Securities Reserve	-9,021,047.92		
DXFR	Transfer (Deduction)	906,626.12	0.00	
RCPT	Receipt	0.00	81,506.05	
				-8,195,927.85
TBB0000	DFA Rev-Interstate Mtr Fuel Tax	-15,075.44		
WARR	Warrants	771.14	0.00	
				-14,304.30
TBP0000	Best Practices Act 570/11 S12	-1,954,211.97		
SDIS	Distribution (Special Fund)	0.00	271,742.42	
WARR	Warrants	16,828.51	0.00	
				-2,209,125.88
TBS0000	Budget Stabilization Trust	-108,548,583.85		
RXFR	Transfer (Regular)	694,072.19	13,818.54	
				-107,868,330.20
TCA0100	County Assessors Continuing	-290,654.07		
SDIS	Distribution (Special Fund)	0.00	580.80	
				-291,234.87
TCR0100	Crime Victims Reparation Rev	-1,330,965.63		
RCPT	Receipt	0.00	229.40	
SDIS	Distribution (Special Fund)	0.00	217.27	
SPEC	Special Reversing Entry	14.40	0.00	
				-1,331,397.90
TCT0100	Childrens Trust	-2,270,001.67		
SDIS	Distribution (Special Fund)	0.00	22,118.80	
				-2,292,120.47
TDP0100	Death/Permanent Ttl Disability	-100,697,886.78		
WARR	Warrants	1,413.96	0.00	
				-100,696,472.82
TDT9200	Tourism Development Trust	-4,088,234.19		
RXFR	Transfer (Regular)	0.00	88,161.87	
SDIS	Distribution (Special Fund)	0.00	1,333,287.29	
SPEC	Special Reversing Entry	88,161.87	0.00	
WARR	Warrants	2,899.37	0.00	
				-5,418,622.11
TER0000	Teacher Retirement	-2,113,655.20		
WARR	Warrants	81,616.58	0.00	
				-2,032,038.62
TES0100	Dept Workforce Services Trust	-29,753.65		
RCPT	Receipt	0.00	51,763.29	
WARR	Warrants	34,753.87	0.00	
				-46,763.07
TEX0000	Education Excellence Trust	0.00		
LCRT	General Letter of Cert	0.00	26,119,845.58	
				-26,119,845.58
TGC0000	Corporate Income Tax	-11,028,462.84		
NDXF	Transfer (Non-Distribution)	0.00	67,112.07	

Fund Transaction by Type

Start Date:12/30/16 End Date:12/30/16

Fund	Fund Description	Beginning Balance		Ending Balance
Type	Type Description	Debits	Credits	
WARR	Warrants	279,912.86	0.00	
				-10,815,662.05
TGI0000	Individual Income Tax	-3,501,940.29		
NDXF	Transfer (Non-Distribution)	0.00	1,337,125.88	
WARR	Warrants	167,401.80	0.00	
				-4,671,664.37
TGI00WH	Withholding Tax Ref AIRS (065	-702,604.55		
WARR	Warrants	23,088.55	0.00	
				-679,516.00
TGP0010	Nat'l Cultural HistPresv(0865)	-1,610,358.01		
RCPT	Receipt	0.00	1,382.25	
RXFR	Transfer (Regular)	40.48	13,333.85	
SDIS	Distribution (Special Fund)	0.00	243,674.27	
SPEC	Special Reversing Entry	13,333.85	40.48	
WARR	Warrants	17,703.34	0.00	
				-1,837,711.19
TGT0000	AR Natural/Cultural Resources	-13,197,574.65		
RCPT	Receipt	0.00	5,517.06	
RXFR	Transfer (Regular)	7,944,015.84	8,050,362.89	
SDIS	Distribution (Special Fund)	0.00	1,949,394.41	
SPEC	Special Reversing Entry	106,670.89	323.84	
				-15,152,486.12
TGT1657	ANCRC 16-005 DAH-DCC (086	-75,268.98		
WARR	Warrants	37.92	0.00	
				-75,231.06
TGT1721	17 NCRC DFA/DBA (0615)	-137,740.84		
WARR	Warrants	1,719.93	0.00	
				-136,020.91
TGT9700	DAH-NCRC FY01 Grnts	-14,812,423.44		
RCPT	Receipt	0.00	15,362.94	
RXFR	Transfer (Regular)	21,481,002.00	21,481,002.00	
				-14,827,786.38
THL0100	State Health Bldg/Local Grant	-1,470,302.11		
RCPT	Receipt	0.00	8,037.11	
				-1,478,339.22
TJW0100	Workers' Compensation	-5,742,007.74		
WARR	Warrants	1,484.69	0.00	
				-5,740,523.05
TMP0000	Medicaid Trust	-37,389,810.59		
RCPT	Receipt	0.00	2,702.70	
				-37,392,513.29
TOD0000	Organ Donor Aware Ed	-7.00		
RXFR	Transfer (Regular)	0.00	150.00	
SDIS	Distribution (Special Fund)	0.00	1,669.80	
SPEC	Special Reversing Entry	150.00	0.00	
				-1,676.80
TPE0000	ADEQ Fee Act 1281/07	-2,296,088.66		
RXFR	Transfer (Regular)	0.00	7,340.99	
SDIS	Distribution (Special Fund)	0.00	697,394.08	
SPEC	Special Reversing Entry	7,340.99	0.00	

Fund Transaction by Type

Start Date:12/30/16 End Date:12/30/16

Fund	Fund Description	Beginning Balance	Ending Balance
Type	Type Description	Debits	Credits
WARR	Warrants	185.68	0.00
			-2,993,297.06
TPET500	ADEQ Title 5 Air Act 1281/07	-14,979,993.29	
SDIS	Distribution (Special Fund)	0.00	596,620.45
			-15,576,613.74
TPF0100	Hwy Oprs-142	-2,484,399.67	
RXFR	Transfer (Regular)	0.00	247.88
SDIS	Distribution (Special Fund)	0.00	365,338.82
SPEC	Special Reversing Entry	247.88	0.00
			-2,849,738.49
TPR0100	Real Prop Tax Redistribution	-40,931,322.72	
RXFR	Transfer (Regular)	498,991.10	959,494.99
SDIS	Distribution (Special Fund)	0.00	21,969,627.95
SPEC	Special Reversing Entry	959,494.99	498,991.10
			-62,900,950.67
TPT0000	Petroleum Storage Tank Trust	-24,969,930.22	
RXFR	Transfer (Regular)	0.00	21,092.47
WARR	Warrants	126,724.65	0.00
			-24,864,298.04
TPX0000	Waste Water Pollution Bonds	-14,984,514.44	
LCRT	General Letter of Cert	0.00	1,200,000.00
			-16,184,514.44
TRR0000	AR State Hwy Emp Retirement	-499,049.34	
WARR	Warrants	45,320.53	0.00
			-453,728.81
TRS0000	Animal Resc/Shelter 692/09	0.00	
RXFR	Transfer (Regular)	338.80	25.00
SDIS	Distribution (Special Fund)	0.00	338.80
SPEC	Special Reversing Entry	25.00	0.00
			0.00
TRS0100	Co/City Shelters 692/09	-474.32	
RXFR	Transfer (Regular)	0.00	237.16
			-711.48
TRS0300	AEDC-RS Shelters (790)	-7,992.23	
RXFR	Transfer (Regular)	0.00	101.64
			-8,093.87
TSC0200	Tobacco Settl Comm-Oprs	-3,841,292.06	
WARR	Warrants	301.04	0.00
			-3,840,991.02
TSD0100	Hlth-Prev & Cessation Prg-(64)	-4,961,465.64	
WARR	Warrants	119.40	0.00
			-4,961,346.24
TSE0100	Targeted St Needs Prg-Minorit	-2,757,475.92	
WARR	Warrants	78.96	0.00
			-2,757,396.96
TSI4500	State Insurance Dept Trust	-32,877,997.00	
SDIS	Distribution (Special Fund)	0.00	833,387.91
WARR	Warrants	1,835.02	0.00
			-33,709,549.89
TSR0000	AR Public Employees Retirem	-1,400,498.76	

Fund Transaction by Type

Start Date:12/30/16 End Date:12/30/16

Fund	Fund Description	Beginning Balance		Ending Balance
Type	Type Description	Debits	Credits	
RXFR	Transfer (Regular)	1,673.52	0.00	
WARR	Warrants	30,306.21	0.00	
				-1,368,519.03
TSU0000	Local Sales & Use Tax	-113,834,514.39		
RXFR	Transfer (Regular)	6,102,931.06	7,889,652.58	
				-115,621,235.91
TTG0100	Waste Tire Grant	-784,293.40		
RCPT	Receipt	0.00	94,974.34	
RXFR	Transfer (Regular)	96,714.36	84,421.95	
SDIS	Distribution (Special Fund)	0.00	350,575.94	
SPEC	Special Reversing Entry	179,396.29	96,714.36	
WARR	Warrants	55,643.00	0.00	
				-1,079,226.34
TTG0300	Waste Tire Grant BIG	-148,659.37		
RXFR	Transfer (Regular)	0.00	4,951.42	
SDIS	Distribution (Special Fund)	0.00	52,227.54	
SPEC	Special Reversing Entry	4,951.42	0.00	
WARR	Warrants	10,444.93	0.00	
				-190,441.98
TTR0100	Uniform Tax Rate Trust	-23,905,905.71		
RCPT	Receipt	0.00	12,412,899.86	
WARR	Warrants	23,905,905.71	0.00	
				-12,412,899.86
TUW0100	Workers' Comp Revolving	-13,140,883.95		
WARR	Warrants	23,889.65	0.00	
				-13,116,994.30
TWS0100	Solid Waste Mgmt/Recycling	-3,324,033.32		
SDIS	Distribution (Special Fund)	0.00	8,318.05	
WARR	Warrants	247.35	0.00	
				-3,332,104.02
TWS0200	Solid Waste Mgmt/Recycling	-1,797,614.00		
SDIS	Distribution (Special Fund)	0.00	14,399.02	
				-1,812,013.02
TYS0000	Dept Of Human Svcs-Dys-Jaib	-878,401.42		
RXFR	Transfer (Regular)	13,411.96	0.00	
				-864,989.46
TYS0100	DHS-DYS-JAIBG Grnt	-22.46		
RXFR	Transfer (Regular)	0.00	13,411.96	
				-13,434.42
TZS0000	Dept WorkforceServSpec19-5-	-8,679,167.34		
RCPT	Receipt	0.00	21,197.66	
WARR	Warrants	133.56	0.00	
				-8,700,231.44
TZT0101	State Forestry Trust 19-5-927	-3,465,448.21		
SDIS	Distribution (Special Fund)	0.00	398,018.59	
				-3,863,466.80

Fund Transaction by Type

Start Date:7/1/16 End Date:12/30/16

Fund	Fund Description	Beginning Balance		Ending Balance
Type	Type Description	Debits	Credits	
AGA0000	General Revenue Allotment		0.00	
AXFR	Advance Transfer	854,878,689.69	5,871,000.00	
COFF	Checks Charged Off	979,133.75	0.00	
CTAX	Claims & Taxes	96,713.87	369.76	
DXFR	Transfer (Deduction)	97,134,135.17	0.00	
GDIS	Distribution (General Fund)	1,770,349,722.21	0.00	
LCRT	General Letter of Cert	231,149,094.55	0.00	
NDXF	Transfer (Non-Distribution)	87,816,657.67	15,574.70	
RADJ	Receipt Adjustment	2,686,312.81	246,095,997.18	
RCPT	Receipt	0.00	3,782,693,495.81	
RXFR	Transfer (Regular)	5,535,103,315.69	4,550,661,280.70	
TELL	Teller	5,143,942.74	0.00	
				0.00
ARH0000	Revenue Holding		0.00	
COFF	Checks Charged Off	110,959.45	0.00	
CTAX	Claims & Taxes	180,217.88	16,394.55	
RADJ	Receipt Adjustment	218,249,672.04	0.00	
RCPT	Receipt	0.00	219,228,511.90	
RXFR	Transfer (Regular)	54,797,462.73	54,639,972.93	
TELL	Teller	546,567.28	0.00	
				0.00
ARH0100	Revenue Holding Ins		0.00	
CTAX	Claims & Taxes	14,732.26	980.56	
RADJ	Receipt Adjustment	3,118,317.90	0.00	
RCPT	Receipt	0.00	6,381,334.88	
				-3,249,265.28
ARH0200	Revenue Holding Premium Ta		0.00	
CTAX	Claims & Taxes	2,730,053.55	0.00	
RADJ	Receipt Adjustment	37,420,681.05	0.00	
RCPT	Receipt	0.00	79,924,031.14	
				-39,773,296.54
ARHDSMV	RevHold DSMV (0610)		-4,250.32	
RCPT	Receipt	0.00	340,883,401.51	
RXFR	Transfer (Regular)	353,540,397.49	12,744,463.12	
TELL	Teller	44,709.27	0.00	
				-47,008.19
ASA0000	Special Revenue Allotment		0.00	
4LHC	Four Lane Highway Constructio	130,123,485.51	0.00	
DXFR	Transfer (Deduction)	27,529,523.29	0.00	
HDIS	Distribution (Highway Fund)	266,062,524.91	0.00	
HSDIS	Highway Severance Distribution	16,063,095.00	0.00	
SDIS	Distribution (Special Fund)	614,130,224.53	0.00	
SPEC	Special Reversing Entry	0.00	1,053,908,853.24	
				0.00
BAA0000	Public Health		0.00	
AXFR	Advance Transfer	0.00	26,742,000.00	
GDIS	Distribution (General Fund)	0.00	12,961,054.42	
RCPT	Receipt	0.00	5,929.59	
RXFR	Transfer (Regular)	34,394,123.88	1,942,845.79	

Fund Transaction by Type

Start Date:7/1/16 End Date:12/30/16

Fund	Fund Description	Beginning Balance		Ending Balance
Type	Type Description	Debits	Credits	
				-7,257,705.92
BAA0100	Public Health	-15,925,184.82		
COFF	Checks Charged Off	3,102.12	0.00	
CTAX	Claims & Taxes	228.18	0.00	
RADJ	Receipt Adjustment	490.00	480.00	
RCPT	Receipt	0.00	13,459,162.97	
RXFR	Transfer (Regular)	23,873,392.62	11,393,910.12	
SDIS	Distribution (Special Fund)	0.00	3,980,783.93	
SPEC	Special Reversing Entry	4,046,717.67	370.00	
				-16,835,961.25
BAA0200	Health NonDiscretionary Rev	-5,613,169.69		
RADJ	Receipt Adjustment	50.00	10.00	
RCPT	Receipt	0.00	12,559,280.29	
RXFR	Transfer (Regular)	13,818,154.08	1,835,169.78	
SDIS	Distribution (Special Fund)	0.00	392,355.98	
SPEC	Special Reversing Entry	398,735.75	0.00	
				-6,183,045.91
BAA0300	Trauma System Exp 1386/09	-7,679,700.51		
RCPT	Receipt	0.00	944.78	
RXFR	Transfer (Regular)	2,894,932.89	5,110,202.37	
WARR	Warrants	5,078,781.18	0.00	
				-4,817,133.59
BAA0310	Trauma GR Hold (0645)	-156,779.37		
RCPT	Receipt	0.00	5,376.22	
RXFR	Transfer (Regular)	4,143,897.24	5,217,376.22	
				-1,235,634.57
BAA1200	Cost Allocation Recon (0645)	-438,934.68		
RXFR	Transfer (Regular)	1,140,866.40	5,638,927.48	
				-4,936,995.76
BAA2000	Cosmetology Revenue 4/09	-4,880,733.54		
COFF	Checks Charged Off	1,520.00	0.00	
CTAX	Claims & Taxes	0.00	221.40	
RADJ	Receipt Adjustment	0.00	50.00	
RCPT	Receipt	0.00	758,777.00	
RXFR	Transfer (Regular)	470,696.01	17,284.78	
SDIS	Distribution (Special Fund)	0.00	727,502.69	
SPEC	Special Reversing Entry	740,602.00	1,270.00	
				-5,173,021.40
BAA2510	Board of Sanitarians	-3,689.26		
RCPT	Receipt	0.00	1,260.00	
RXFR	Transfer (Regular)	2,106.94	23,712.24	
				-26,554.56
BAA2750	Board of Health ACA 19-5-104	-5,205.13		
RXFR	Transfer (Regular)	250.00	0.00	
				-4,955.13
BAA3000	PH Home Health	-55,380.04		
COFF	Checks Charged Off	66.73	0.00	
RCPT	Receipt	0.00	39,370,543.05	
RXFR	Transfer (Regular)	42,371,006.23	2,969,852.17	
				-24,702.30
BAA4200	Medical Marijuana (0645)	0.00		

Fund Transaction by Type

Start Date:7/1/16 End Date:12/30/16

Fund	Fund Description	Beginning Balance		Ending Balance
Type	Type Description	Debits	Credits	
RXFR	Transfer (Regular)	2,479,905.00	4,950,000.00	
				-2,470,095.00
BAA9000	PH Salary Alloc Hold (0645)	-3,144,818.93		
RCPT	Receipt	0.00	2,780.00	
RXFR	Transfer (Regular)	2,398,485.03	273,900.16	
				-1,023,014.06
CAA0000	Univ of AR Fayetteville	0.00		
AXFR	Advance Transfer	0.00	39,881,000.00	
GDIS	Distribution (General Fund)	0.00	55,834,575.61	
RXFR	Transfer (Regular)	78,637,531.82	0.00	
				-17,078,043.79
CAA0100	Univ of AR Fayetteville	-1.81		
RCPT	Receipt	0.00	13.16	
RXFR	Transfer (Regular)	18,819,810.09	76,875,091.33	
SDIS	Distribution (Special Fund)	0.00	12.73	
SPEC	Special Reversing Entry	13.16	0.00	
WARR	Warrants	57,076,851.81	0.00	
				-978,443.97
CAA0300	UAF Law School SR	-35,974.17		
RCPT	Receipt	0.00	238,646.87	
SDIS	Distribution (Special Fund)	0.00	231,010.16	
SPEC	Special Reversing Entry	238,646.87	0.00	
WARR	Warrants	35,974.17	0.00	
				-231,010.16
CAA1000	UA-Sy/Divisions (0135)	0.00		
RXFR	Transfer (Regular)	8,290.19	16,908,290.19	
WARR	Warrants	16,900,000.00	0.00	
				0.00
CAA1100	Criminal Justice (0135)	0.00		
RXFR	Transfer (Regular)	0.00	150,000.00	
				-150,000.00
CAA1300	UA-Coop Ext (0135)	0.00		
RXFR	Transfer (Regular)	7,400.61	10,405,156.51	
WARR	Warrants	10,314,401.33	0.00	
				-83,354.57
CCA0000	Univ of AR Medical Center	-869,192.58		
AXFR	Advance Transfer	0.00	32,590,000.00	
GDIS	Distribution (General Fund)	0.00	15,319,509.03	
RXFR	Transfer (Regular)	108,746.99	8,734,756.90	
WARR	Warrants	55,666,496.41	0.00	
				-1,738,215.11
CCA0100	UAMS College of Pharmacy	-33,967.68		
RCPT	Receipt	0.00	1,039.58	
RXFR	Transfer (Regular)	499.34	199,300.42	
SDIS	Distribution (Special Fund)	0.00	192,439.45	
SPEC	Special Reversing Entry	199,300.42	499.34	
WARR	Warrants	195,919.91	0.00	
				-31,526.80
CCA0200	UAMS 4% Mixed Drink Tax SR	-363,066.60		
RXFR	Transfer (Regular)	96,196.71	1,866,128.69	
SDIS	Distribution (Special Fund)	0.00	1,713,294.15	

Fund Transaction by Type

Start Date:7/1/16 End Date:12/30/16

Fund	Fund Description	Beginning Balance		Ending Balance
Type	Type Description	Debits	Credits	
SPEC	Special Reversing Entry	1,866,128.69	96,196.71	
WARR	Warrants	1,791,354.95	0.00	
				-285,005.80
CEA0000	Univ of AR Little Rock	0.00		
AXFR	Advance Transfer	0.00	24,539,000.00	
GDIS	Distribution (General Fund)	0.00	6,034,649.46	
RXFR	Transfer (Regular)	9,513.20	2,579,629.65	
WARR	Warrants	27,688,664.99	0.00	
				-5,455,100.92
CEA0100	UA Little Rock Law School SR	-35,974.17		
RCPT	Receipt	0.00	238,646.85	
SDIS	Distribution (Special Fund)	0.00	231,010.14	
SPEC	Special Reversing Entry	238,646.85	0.00	
				-266,984.31
CGA0000	Univ AR Pine Bluff	0.00		
AXFR	Advance Transfer	0.00	10,000.00	
GDIS	Distribution (General Fund)	0.00	12,781,487.75	
RXFR	Transfer (Regular)	16,740.20	830,006.75	
WARR	Warrants	5,639,401.98	0.00	
				-7,965,352.32
CIA0000	Univ AR Monticello	-251,235.30		
AXFR	Advance Transfer	0.00	10,000.00	
GDIS	Distribution (General Fund)	0.00	8,014,490.49	
RXFR	Transfer (Regular)	8,734.28	1,159,680.81	
WARR	Warrants	7,994,895.95	0.00	
				-1,431,776.37
CKA0000	AR State Univ Jonesboro	0.00		
AXFR	Advance Transfer	0.00	20,012,000.00	
GDIS	Distribution (General Fund)	0.00	9,724,225.18	
RXFR	Transfer (Regular)	25,266.49	2,702,318.75	
WARR	Warrants	27,107,593.88	0.00	
				-5,305,683.56
CMA0000	AR State Univ Beebe	-242,111.59		
AXFR	Advance Transfer	0.00	5,000.00	
GDIS	Distribution (General Fund)	0.00	5,951,066.00	
RXFR	Transfer (Regular)	1,493.21	1,045,695.72	
WARR	Warrants	5,770,344.55	0.00	
				-1,472,035.55
CMN0000	AR State Univ Newport	0.00		
AXFR	Advance Transfer	0.00	6,000.00	
GDIS	Distribution (General Fund)	0.00	3,009,487.99	
RXFR	Transfer (Regular)	1,022.04	708,813.84	
WARR	Warrants	3,185,241.59	0.00	
				-538,038.20
CMS0000	School for Math/Sci/Arts	-1,482,403.68		
GDIS	Distribution (General Fund)	0.00	560,100.01	
RXFR	Transfer (Regular)	1,113.18	3,200,036.50	
WARR	Warrants	2,972,203.72	0.00	
				-2,269,223.29
COA0000	AR Tech University	-496,040.12		
AXFR	Advance Transfer	0.00	5,000.00	

Fund Transaction by Type

Start Date:7/1/16 End Date:12/30/16

Fund	Fund Description	Beginning Balance		Ending Balance
Type	Type Description	Debits	Credits	
GDIS	Distribution (General Fund)	0.00	16,207,251.71	
RXFR	Transfer (Regular)	5,771.04	1,303,080.38	
WARR	Warrants	15,110,931.48	0.00	
				-2,894,669.69
CQA0000	Henderson State University	0.00		
AXFR	Advance Transfer	0.00	7,621,000.00	
GDIS	Distribution (General Fund)	0.00	1,877,932.13	
RXFR	Transfer (Regular)	12,923.19	937,044.15	
WARR	Warrants	10,078,206.90	0.00	
				-344,846.19
CSA0000	Southern AR University	0.00		
AXFR	Advance Transfer	0.00	5,000.00	
GDIS	Distribution (General Fund)	0.00	7,837,792.07	
RXFR	Transfer (Regular)	2,202.83	554,000.95	
WARR	Warrants	6,992,000.00	0.00	
				-1,402,590.19
CSS0000	SAU Tech	0.00		
AXFR	Advance Transfer	0.00	7,000.00	
GDIS	Distribution (General Fund)	0.00	3,880,502.64	
RXFR	Transfer (Regular)	2,814.25	144,644.00	
WARR	Warrants	2,736,637.56	0.00	
				-1,292,694.83
CTB0000	Black River Tech College	-68,326.00		
AXFR	Advance Transfer	0.00	6,000.00	
GDIS	Distribution (General Fund)	0.00	3,070,490.77	
RXFR	Transfer (Regular)	861.68	1,122,604.32	
WARR	Warrants	3,717,636.79	0.00	
				-548,922.62
CTC0000	Cossatot Comm College UA	-37,127.00		
AXFR	Advance Transfer	0.00	5,000.00	
GDIS	Distribution (General Fund)	0.00	1,703,861.72	
RXFR	Transfer (Regular)	2,115.95	675,168.60	
WARR	Warrants	1,753,266.46	0.00	
				-665,774.91
CTG0000	UA Comm College Batesville	0.00		
AXFR	Advance Transfer	0.00	5,000.00	
GDIS	Distribution (General Fund)	0.00	2,073,864.45	
RXFR	Transfer (Regular)	683.55	433,379.82	
WARR	Warrants	2,140,229.97	0.00	
				-371,330.75
CTH0000	AR State University Mt Home	0.00		
AXFR	Advance Transfer	0.00	5,000.00	
GDIS	Distribution (General Fund)	0.00	1,830,830.10	
RXFR	Transfer (Regular)	3,382.28	411,964.26	
WARR	Warrants	1,915,721.71	0.00	
				-328,690.37
CTJ0000	UA Comm College Morrilton	-101,978.63		
AXFR	Advance Transfer	0.00	6,000.00	
GDIS	Distribution (General Fund)	0.00	2,521,287.64	
RXFR	Transfer (Regular)	1,035.86	645,593.10	
WARR	Warrants	2,822,892.42	0.00	

Fund Transaction by Type

Start Date:7/1/16 End Date:12/30/16

Fund	Fund Description	Beginning Balance		Ending Balance
Type	Type Description	Debits	Credits	
				-450,931.09
CTM0000	Mid-South Comm College	-315,632.95		
AXFR	Advance Transfer	0.00	5,000.00	
GDIS	Distribution (General Fund)	0.00	2,691,297.69	
RXFR	Transfer (Regular)	828.72	1,104,110.64	
SDIS	Distribution (Special Fund)	0.00	8,376.76	
SPEC	Special Reversing Entry	8,653.68	0.00	
WARR	Warrants	498,209.11	0.00	
				-3,616,726.53
CTO0000	Ozarka College	-32,612.00		
AXFR	Advance Transfer	0.00	2,000.00	
GDIS	Distribution (General Fund)	0.00	1,571,328.91	
RXFR	Transfer (Regular)	36.76	635,920.38	
WARR	Warrants	1,961,103.45	0.00	
				-280,721.08
CTP0000	Pulaski Technical College	0.00		
AXFR	Advance Transfer	0.00	6,000.00	
GDIS	Distribution (General Fund)	0.00	7,611,578.04	
RXFR	Transfer (Regular)	4,504.97	1,136,885.94	
WARR	Warrants	7,390,793.27	0.00	
				-1,359,165.74
CTR0000	UA Comm College at Hope	-44,920.00		
AXFR	Advance Transfer	0.00	5,000.00	
GDIS	Distribution (General Fund)	0.00	2,255,497.44	
RXFR	Transfer (Regular)	1,081.74	979,473.60	
WARR	Warrants	2,484,377.13	0.00	
				-799,432.17
CTT0000	Southeast AR College	-56,368.00		
AXFR	Advance Transfer	0.00	5,000.00	
GDIS	Distribution (General Fund)	0.00	2,831,593.05	
RXFR	Transfer (Regular)	2,654.25	987,599.34	
WARR	Warrants	3,365,967.89	0.00	
				-511,938.25
CTW0000	Coll of the Ouachitas	-205,597.74		
AXFR	Advance Transfer	0.00	6,000.00	
GDIS	Distribution (General Fund)	0.00	1,769,015.53	
RXFR	Transfer (Regular)	1,187.89	578,193.18	
WARR	Warrants	2,240,911.56	0.00	
				-316,707.00
CUA0000	University of Central AR	0.00		
AXFR	Advance Transfer	0.00	14,669,000.00	
GDIS	Distribution (General Fund)	0.00	12,059,792.35	
RXFR	Transfer (Regular)	13,307.89	2,062,265.50	
WARR	Warrants	24,008,667.36	0.00	
				-4,769,082.60
CWA0000	Northwest AR Comm College	0.00		
AXFR	Advance Transfer	0.00	10,000.00	
GDIS	Distribution (General Fund)	0.00	5,333,876.90	
RXFR	Transfer (Regular)	7,091.05	445,961.65	
WARR	Warrants	4,827,000.00	0.00	
				-955,747.50

Fund Transaction by Type

Start Date:7/1/16

End Date:12/30/16

Fund	Fund Description	Beginning Balance		Ending Balance
Type	Type Description	Debits	Credits	
CWE0000	East AR Comm College		0.00	
AXFR	Advance Transfer	0.00	5,000.00	
GDIS	Distribution (General Fund)	0.00	2,907,711.27	
RXFR	Transfer (Regular)	784.62	337,399.70	
WARR	Warrants	2,729,626.08	0.00	
				-519,700.27
CWG0000	National Park Comm College		-96,863.47	
AXFR	Advance Transfer	0.00	5,000.00	
GDIS	Distribution (General Fund)	0.00	4,547,444.11	
RXFR	Transfer (Regular)	4,660.38	838,639.16	
WARR	Warrants	3,804,577.86	0.00	
				-1,678,708.50
CWM0000	AR Northeastern College		-288,431.60	
AXFR	Advance Transfer	0.00	5,000.00	
GDIS	Distribution (General Fund)	0.00	4,311,210.40	
RXFR	Transfer (Regular)	781.22	688,676.67	
WARR	Warrants	4,439,742.28	0.00	
				-852,795.17
CWN0000	North AR College		-117,918.78	
AXFR	Advance Transfer	0.00	5,000.00	
GDIS	Distribution (General Fund)	0.00	4,004,197.20	
RXFR	Transfer (Regular)	858.51	486,852.70	
WARR	Warrants	3,897,117.53	0.00	
				-715,992.64
CWP0000	Phillips Co Comm College		-591,341.55	
AXFR	Advance Transfer	0.00	10,000.00	
GDIS	Distribution (General Fund)	0.00	4,550,797.18	
RXFR	Transfer (Regular)	14,397.78	593,509.51	
WARR	Warrants	4,620,624.41	0.00	
				-1,110,626.05
CWR0000	Rich Mountain Comm College		0.00	
AXFR	Advance Transfer	0.00	5,000.00	
GDIS	Distribution (General Fund)	0.00	1,608,785.39	
RXFR	Transfer (Regular)	404.02	89,061.30	
WARR	Warrants	1,405,654.29	0.00	
				-296,788.38
CWS0000	South AR Community College		-106,615.84	
AXFR	Advance Transfer	0.00	5,000.00	
GDIS	Distribution (General Fund)	0.00	3,031,630.60	
RXFR	Transfer (Regular)	725.83	461,451.74	
WARR	Warrants	3,062,161.78	0.00	
				-541,810.57
CWW0000	University of AR Ft Smith		0.00	
AXFR	Advance Transfer	0.00	7,000.00	
GDIS	Distribution (General Fund)	0.00	10,356,781.33	
RXFR	Transfer (Regular)	5,938.21	1,373,032.90	
WARR	Warrants	9,881,719.18	0.00	
				-1,849,156.84
DAS0000	Dept Human Svc Admin		-35,000.00	
AXFR	Advance Transfer	0.00	6,513,000.00	
GDIS	Distribution (General Fund)	0.00	1,607,210.95	

Fund Transaction by Type

Start Date:7/1/16 End Date:12/30/16

Fund	Fund Description	Beginning Balance		Ending Balance
Type	Type Description	Debits	Credits	
RXFR	Transfer (Regular)	9,226,825.14	1,366,570.14	
				-294,955.95
DBA0000	DHS Behavioral Health Svc	-41,983.89		
AXFR	Advance Transfer	0.00	25,441,000.00	
GDIS	Distribution (General Fund)	0.00	14,248,769.21	
RXFR	Transfer (Regular)	40,803,847.67	5,904,469.78	
				-4,832,375.21
DBA0300	DHS Mental Health Ctr	-79,766.77		
RXFR	Transfer (Regular)	0.00	3,505,603.00	
WARR	Warrants	2,998,767.97	0.00	
				-586,601.80
DBA0800	DHS MH Per Capita	-5,688.87		
RXFR	Transfer (Regular)	0.00	307,188.00	
WARR	Warrants	215,350.62	0.00	
				-97,526.25
DBA9600	DHS MH Patient Svcs	-857,037.25		
RCPT	Receipt	0.00	14,434.33	
RXFR	Transfer (Regular)	289,286.13	9,649,934.00	
WARR	Warrants	8,609,054.87	0.00	
				-1,623,064.58
DCC0000	DHS Childcare/Early Ed	0.00		
AXFR	Advance Transfer	0.00	466,000.00	
GDIS	Distribution (General Fund)	0.00	119,987.05	
RXFR	Transfer (Regular)	649,457.00	86,000.00	
				-22,530.05
DCF0000	DHS Children/Family Svc	-100.39		
AXFR	Advance Transfer	546,000.00	35,193,000.00	
GDIS	Distribution (General Fund)	0.00	11,416,994.32	
RXFR	Transfer (Regular)	64,563,159.63	20,240,911.30	
				-1,741,846.38
DCF1100	DHS Child/Fam Res Treatment	-96,444.00		
RCPT	Receipt	0.00	350.00	
RXFR	Transfer (Regular)	350.00	4,386,539.00	
WARR	Warrants	4,160,099.00	0.00	
				-322,884.00
DCF2600	DHS Child/Family Foster Care	-2,215,677.46		
RCPT	Receipt	0.00	1,613,921.68	
RXFR	Transfer (Regular)	92,535.89	17,465,048.10	
WARR	Warrants	19,343,903.18	0.00	
				-1,858,208.17
DCO0000	DHS County Operations	0.00		
AXFR	Advance Transfer	0.00	14,759,000.00	
GDIS	Distribution (General Fund)	0.00	9,638,228.56	
RXFR	Transfer (Regular)	32,491,385.33	8,978,454.83	
				-884,298.06
DCO0100	DHS County Operations	0.00		
RXFR	Transfer (Regular)	0.00	497,556.50	
WARR	Warrants	497,556.50	0.00	
				0.00
DEA0000	DHS Development Disabilities	-223,191.71		
AXFR	Advance Transfer	0.00	25,237,000.00	

Fund Transaction by Type

Start Date:7/1/16 End Date:12/30/16

Fund	Fund Description	Beginning Balance		Ending Balance
Type	Type Description	Debits	Credits	
GDIS	Distribution (General Fund)	0.00	7,911,098.10	
RXFR	Transfer (Regular)	39,014,519.13	7,072,143.44	
				-1,428,914.12
DEA0100	DHS DDS State/Federal	-163,639.30		
RCPT	Receipt	0.00	3,044.21	
SDIS	Distribution (Special Fund)	0.00	2,946.80	
SPEC	Special Reversing Entry	3,044.21	0.00	
				-166,586.10
DEA0200	DHS DDS Interdivision Prog	-2,108.39		
RXFR	Transfer (Regular)	2,108.39	28,644.00	
WARR	Warrants	23,383.52	0.00	
				-5,260.48
DEA0300	DHS DDS Grant Payments	0.00		
RXFR	Transfer (Regular)	0.00	7,922,045.00	
WARR	Warrants	7,815,234.34	0.00	
				-106,810.66
DEA1700	DHS DDS Special Olympics	0.00		
RXFR	Transfer (Regular)	0.00	89,384.04	
WARR	Warrants	74,486.70	0.00	
				-14,897.34
DEM0000	DHS Medical Services	0.00		
AXFR	Advance Transfer	0.00	2,904,000.00	
GDIS	Distribution (General Fund)	0.00	717,981.58	
RXFR	Transfer (Regular)	4,108,046.72	617,546.72	
				-131,481.58
DGF0000	DHS Grants	-46,620.97		
AXFR	Advance Transfer	0.00	338,062,000.00	
GDIS	Distribution (General Fund)	0.00	154,193,091.33	
RXFR	Transfer (Regular)	602,472,184.02	142,551,579.60	
				-32,381,107.88
DGF1500	DHS Grants Childrens Hosp	-2,628,068.24		
RXFR	Transfer (Regular)	0.00	3,497,594.00	
				-6,125,662.24
DGF1841	DHS Grants Beer Tax	-38,192.31		
RXFR	Transfer (Regular)	43,858.01	47,310.79	
SDIS	Distribution (Special Fund)	2,995.24	6,337.53	
SPEC	Special Reversing Entry	47,310.79	43,858.01	
				-41,534.60
DGF5100	DHS Childrens Medical Svc	-240,837.77		
RXFR	Transfer (Regular)	236,732.41	329,279.00	
WARR	Warrants	210,737.00	0.00	
				-122,647.36
DHP0000	DHS Aging/Adult Svcs	-323,830.01		
AXFR	Advance Transfer	0.00	6,562,000.00	
GDIS	Distribution (General Fund)	0.00	1,765,244.36	
RXFR	Transfer (Regular)	9,933,030.29	1,673,671.01	
				-391,715.09
DHP1500	DHS Aging/Adult Svcs Transp	-260,283.71		
RXFR	Transfer (Regular)	1,437.16	1,125,758.29	
SDIS	Distribution (Special Fund)	0.00	1,088,342.86	
SPEC	Special Reversing Entry	1,125,758.29	1,437.16	

Fund Transaction by Type

Start Date:7/1/16 End Date:12/30/16

Fund	Fund Description	Beginning Balance		Ending Balance
Type	Type Description	Debits	Credits	
WARR	Warrants	1,078,260.00	0.00	
				-270,366.57
DHP7100	DHS Aging/Adult Svc Sr Olym	0.00		
RXFR	Transfer (Regular)	0.00	70,000.00	
WARR	Warrants	70,000.00	0.00	
				0.00
DHR3500	Mental Hlth-Renov	-2,811,916.93		
RCPT	Receipt	0.00	754,394.63	
RXFR	Transfer (Regular)	0.00	183.13	
WARR	Warrants	808,974.83	0.00	
				-2,757,519.86
DHR5500	Dept Of Human Svcs-Dds Ren	-6,239,592.21		
RCPT	Receipt	0.00	2,122,022.96	
WARR	Warrants	1,415,110.79	0.00	
				-6,946,504.38
DHR8000	Dept Of Human Svcs-Yth Sev F	-1,359,501.34		
RCPT	Receipt	0.00	500,590.06	
WARR	Warrants	398,955.25	0.00	
				-1,461,136.15
DSB0000	DHS State Services/Blind	0.00		
AXFR	Advance Transfer	0.00	375,000.00	
GDIS	Distribution (General Fund)	0.00	572,791.17	
RXFR	Transfer (Regular)	952,715.80	40,669.36	
				-35,744.73
DYS0000	DHS Youth Services	-16,985.27		
AXFR	Advance Transfer	0.00	19,310,000.00	
GDIS	Distribution (General Fund)	0.00	4,748,540.71	
RXFR	Transfer (Regular)	24,478,613.40	2,049,442.65	
				-1,646,355.23
DYS0200	DHS Youth Services Grants	-663,894.46		
RCPT	Receipt	0.00	268.00	
RXFR	Transfer (Regular)	67,355.80	18,417,122.23	
WARR	Warrants	18,150,430.96	0.00	
				-863,497.93
DYS0300	DHS Youth Services Sanctions	-43,575.80		
RXFR	Transfer (Regular)	0.00	1,247,521.08	
WARR	Warrants	1,087,297.06	0.00	
				-203,799.82
EFP0000	Educ Facilities Partnership	-180,734,951.08		
GDIS	Distribution (General Fund)	0.00	21,049,487.98	
RXFR	Transfer (Regular)	37,000.00	37,000.00	
WARR	Warrants	34,829,155.21	0.00	
				-166,955,283.85
EFT0000	Pub School Acad Fac/Trans	-327,981.51		
AXFR	Advance Transfer	0.00	554,000.00	
GDIS	Distribution (General Fund)	0.00	708,727.20	
RCPT	Receipt	0.00	364.14	
RXFR	Transfer (Regular)	1,196,531.99	57,000.00	
WARR	Warrants	295,853.34	0.00	
				-155,687.52
EGA0000	Department of Education	0.00		

Fund Transaction by Type

Start Date:7/1/16 End Date:12/30/16

Fund	Fund Description	Beginning Balance		Ending Balance
Type	Type Description	Debits	Credits	
GDIS	Distribution (General Fund)	0.00	8,133,384.96	
RXFR	Transfer (Regular)	8,703,219.90	2,314,729.11	
				-1,744,894.17
EGA0100	ADE Emp Ins Avd Comm	0.00		
RXFR	Transfer (Regular)	429,704.55	429,704.55	
				0.00
EGA1001	ADE Gen Rev Operation	-10,970,150.90		
RCPT	Receipt	0.00	5,624.49	
RXFR	Transfer (Regular)	8,986,544.59	9,142,213.42	
WARR	Warrants	3,263,500.19	0.00	
				-7,867,944.03
EGB0000	Department of Workforce Edu	0.00		
GDIS	Distribution (General Fund)	0.00	2,410,717.48	
RXFR	Transfer (Regular)	2,359,385.48	378,800.07	
				-430,132.07
EGB0100	Department of Workforce Edu	-1,260,068.54		
RCPT	Receipt	0.00	7,457.60	
RXFR	Transfer (Regular)	2,225,019.17	3,047,456.31	
WARR	Warrants	1,171,123.94	0.00	
				-918,839.34
EGR0000	Rehabilitation Services	0.00		
GDIS	Distribution (General Fund)	0.00	6,605,694.77	
RXFR	Transfer (Regular)	5,438,382.58	11,308.36	
				-1,178,620.55
EMA0000	Educational Television	0.00		
AXFR	Advance Transfer	0.00	2,038,000.00	
GDIS	Distribution (General Fund)	0.00	625,703.62	
RXFR	Transfer (Regular)	3,037,164.99	470,732.47	
				-97,271.10
EMA0100	Educational Television	-67,830.94		
RXFR	Transfer (Regular)	2,225,831.72	2,567,166.40	
WARR	Warrants	381,826.79	0.00	
				-27,338.83
EMA0200	Spec Rev Land Comm Dep (05	-15,006.79		
RCPT	Receipt	0.00	644.62	
SDIS	Distribution (Special Fund)	0.00	624.00	
SPEC	Special Reversing Entry	644.62	0.00	
				-15,630.79
EPA0000	State Library	0.00		
AXFR	Advance Transfer	0.00	1,316,000.00	
GDIS	Distribution (General Fund)	0.00	491,278.47	
RXFR	Transfer (Regular)	2,108,517.66	366,702.71	
				-65,463.52
EPA0100	State Library	-72,358.88		
RCPT	Receipt	0.00	1,472.01	
RXFR	Transfer (Regular)	912,839.22	1,741,867.31	
WARR	Warrants	825,321.63	0.00	
				-77,537.35
ESA0000	School for the Blind	0.00		
AXFR	Advance Transfer	0.00	2,692,000.00	
GDIS	Distribution (General Fund)	0.00	839,119.28	

Fund Transaction by Type

Start Date:7/1/16 End Date:12/30/16

Fund	Fund Description	Beginning Balance		Ending Balance
Type	Type Description	Debits	Credits	
RXFR	Transfer (Regular)	3,644,120.34	241,040.73	
				-128,039.67
ESA0100	School for the Blind	-289,605.17		
RCPT	Receipt	0.00	1,110.73	
RXFR	Transfer (Regular)	2,365,883.93	3,403,926.60	
WARR	Warrants	1,137,847.74	0.00	
				-190,910.83
ETC0000	Crowleys Ridge Tech Inst	0.00		
AXFR	Advance Transfer	0.00	511,000.00	
GDIS	Distribution (General Fund)	0.00	819,735.92	
RXFR	Transfer (Regular)	1,487,070.48	393,771.01	
				-237,436.45
ETC0100	Crowleys Ridge Tech Inst	-356,994.54		
RXFR	Transfer (Regular)	1,378,270.57	1,223,299.47	
WARR	Warrants	127,536.26	0.00	
				-74,487.18
ETC1500	Crowleys Ridge TI Wrkfr	-111,704.86		
RXFR	Transfer (Regular)	132,397.59	451,610.48	
WARR	Warrants	371,965.97	0.00	
				-58,951.78
ETC2000	Crowleys Ridge TI GED	-18,649.24		
RXFR	Transfer (Regular)	208,315.62	273,147.69	
WARR	Warrants	40,191.75	0.00	
				-43,289.56
ETC2700	Crowleys Ridge TI ABE	-2,097.97		
RXFR	Transfer (Regular)	34,928.62	41,110.96	
WARR	Warrants	2,520.00	0.00	
				-5,760.31
ETN0000	Northwest Tech Inst	0.00		
AXFR	Advance Transfer	0.00	1,119,000.00	
GDIS	Distribution (General Fund)	0.00	428,871.13	
RXFR	Transfer (Regular)	1,881,873.54	390,181.19	
				-56,178.78
ETN0100	Northwest Tech Inst	-11,219.87		
RXFR	Transfer (Regular)	1,318,157.34	1,531,752.35	
WARR	Warrants	210,880.57	0.00	
				-13,934.31
ETN1500	Northwest TI Workforce	-285,651.80		
RXFR	Transfer (Regular)	149,963.79	442,101.27	
WARR	Warrants	268,570.46	0.00	
				-309,218.82
ETN2000	Northwest Tech Inst GED	-105,312.20		
RCPT	Receipt	0.00	600.00	
RXFR	Transfer (Regular)	357,152.00	419,512.66	
WARR	Warrants	85,551.59	0.00	
				-82,721.27
ETN2700	Northwest Tech Inst ABE	-7,865.58		
RXFR	Transfer (Regular)	16,176.16	11,394.41	
				-3,083.83
ETR0000	Riverside Vo Tech-State	0.00		

Fund Transaction by Type

Start Date:7/1/16 End Date:12/30/16

Fund	Fund Description	Beginning Balance		Ending Balance
Type	Type Description	Debits	Credits	
AXFR	Advance Transfer	0.00	887,000.00	
GDIS	Distribution (General Fund)	0.00	271,027.14	
RXFR	Transfer (Regular)	1,426,871.52	311,465.28	
				-42,620.90
ETR0100	Riverside Vo Tech-Gen Rev	-150,253.49		
RCPT	Receipt	0.00	471.24	
RXFR	Transfer (Regular)	1,038,759.56	1,115,860.59	
WARR	Warrants	202,820.12	0.00	
				-25,005.64
EVA0000	School for the Deaf	0.00		
AXFR	Advance Transfer	0.00	4,038,000.00	
GDIS	Distribution (General Fund)	0.00	1,065,792.47	
RXFR	Transfer (Regular)	5,792,240.84	874,092.13	
				-185,643.76
EVA0100	School for the Deaf	-526,673.45		
RCPT	Receipt	0.00	13,085.42	
RXFR	Transfer (Regular)	3,318,975.22	5,100,544.26	
WARR	Warrants	2,255,056.67	0.00	
				-66,271.24
FAA0100	Aeronautics FederalGrants	0.00		
RCPT	Receipt	0.00	112,515.78	
WARR	Warrants	112,515.78	0.00	
				0.00
FAC2100	FY2013 SORNA Prj MU-BX (09	-0.05		
RXFR	Transfer (Regular)	3,097.47	12,618.54	
WARR	Warrants	9,521.12	0.00	
				0.00
FAK2000	ADED CDBG 00 Grant	-1,436,470.04		
RCPT	Receipt	0.00	6,246,176.50	
RXFR	Transfer (Regular)	151,017.07	0.00	
WARR	Warrants	7,103,614.69	0.00	
				-428,014.78
FAK2200	AEDC Storm Recovery Fed (07	-61,110.98		
RCPT	Receipt	0.00	178,750.28	
RXFR	Transfer (Regular)	13,202.01	0.00	
WARR	Warrants	169,800.94	0.00	
				-56,858.31
FAL0300	AGC Federal Operations	-110,755.89		
RCPT	Receipt	0.00	36,340.14	
RXFR	Transfer (Regular)	22,801.12	0.00	
WARR	Warrants	18,458.47	0.00	
				-105,836.44
FAL0500	AGC Coal Resources Data Sys	-161.21		
RCPT	Receipt	0.00	9,759.00	
RXFR	Transfer (Regular)	1,278.50	0.00	
WARR	Warrants	8,180.21	0.00	
				-461.50
FAL0700	AGS Data Preserv. and Mappir	-3,100.00		
RCPT	Receipt	0.00	4,033.58	
RXFR	Transfer (Regular)	3,386.20	0.00	
WARR	Warrants	667.83	0.00	

Fund Transaction by Type

Start Date:7/1/16 End Date:12/30/16

Fund	Fund Description	Beginning Balance	Ending Balance
Type	Type Description	Debits	Credits
			-3,079.55
FAY0100	AG Medicaid Ind Costs	0.00	
RCPT	Receipt	0.00	79,112.00
RXFR	Transfer (Regular)	79,112.00	0.00
			0.00
FAY0200	AG-Crime Vic Reparation Prg-	-87,078.05	
RCPT	Receipt	0.00	415,575.21
RXFR	Transfer (Regular)	0.02	0.00
WARR	Warrants	425,345.76	0.00
			-77,307.48
FAY0900	AG Medicaid Operating	-925.60	
RCPT	Receipt	0.00	698,653.57
RXFR	Transfer (Regular)	632,210.08	0.00
WARR	Warrants	65,222.41	0.00
			-2,146.68
FAY1000	InternetCrimesAgainstChildrei	-26,228.72	
RXFR	Transfer (Regular)	112.64	0.00
WARR	Warrants	14,847.36	0.00
			-11,268.72
FAY1100	CO-OP DISAB INVEST UNIT (0	-16,686.44	
RXFR	Transfer (Regular)	104,388.76	118,310.50
WARR	Warrants	16,553.08	0.00
			-14,055.10
FCG0100	DWS Workforce Investment Ac	-48,762.94	
RCPT	Receipt	0.00	10,636,348.66
RXFR	Transfer (Regular)	77,100.00	43,728.06
WARR	Warrants	10,539,855.05	0.00
			-111,884.61
FCL2015	DNA/Arrestee Coll Proc (0955)	0.00	
RCPT	Receipt	0.00	125,773.09
RXFR	Transfer (Regular)	0.00	285.41
WARR	Warrants	126,058.50	0.00
			0.00
FCL2100	DNA Capacity Enhancement 0'	0.00	
RCPT	Receipt	0.00	170,052.67
WARR	Warrants	170,052.67	0.00
			0.00
FCL2200	DNA Casework	-41,901.78	
RCPT	Receipt	0.00	255,113.73
RXFR	Transfer (Regular)	144,937.96	0.00
WARR	Warrants	152,061.52	0.00
			-16.03
FCN0100	Child Abuse & Neglect Bd-Grn	-6,198.37	
RCPT	Receipt	0.00	194,481.91
RXFR	Transfer (Regular)	21,806.07	0.00
WARR	Warrants	16,692.57	0.00
			-162,181.64
FCP0300	DHE-No Child Left Behind Fed	-247.68	
RCPT	Receipt	0.00	314,632.77
WARR	Warrants	291,458.05	0.00
			-23,422.40

Fund Transaction by Type

Start Date:7/1/16 End Date:12/30/16

Fund	Fund Description	Beginning Balance		Ending Balance
Type	Type Description	Debits	Credits	
FCP0500	ADHE Tech Ed Program	-25,807.12		
RXFR	Transfer (Regular)	85,566.06	175,500.00	
WARR	Warrants	106,639.16	0.00	
				-9,101.90
FCP1100	ADHE-Tanf (0700)	-1,872.61		
RXFR	Transfer (Regular)	133,629.36	3,698,507.88	
WARR	Warrants	3,555,001.87	0.00	
				-11,749.26
FCP1200	ADHE College Acc Chal Grant	-124,332.42		
RCPT	Receipt	0.00	1,009,510.18	
WARR	Warrants	1,133,842.60	0.00	
				0.00
FCT0000	FDA Tobacco Insp Prog (0261)	-78,691.96		
RCPT	Receipt	0.00	288,377.20	
RXFR	Transfer (Regular)	194,533.58	0.00	
WARR	Warrants	78,482.35	0.00	
				-94,053.23
FEA0100	Adult Basic Ed-Grant 02	-394,023.39		
RCPT	Receipt	0.00	1,578,008.91	
RXFR	Transfer (Regular)	361,020.07	1,085.87	
WARR	Warrants	1,535,796.28	0.00	
				-76,301.82
FEB0200	AR Deaf School-6B Passthrou	-114,561.52		
RXFR	Transfer (Regular)	58,466.00	156,863.25	
WARR	Warrants	104,163.32	0.00	
				-108,795.45
FEB0500	Deaf Sch-Medicaid Provider Pi	-24,854.23		
RCPT	Receipt	0.00	12,939.53	
RXFR	Transfer (Regular)	6,750.65	31,248.79	
WARR	Warrants	14,326.68	0.00	
				-47,965.22
FEC0400	Blind School-Chapter II	-138,763.68		
RCPT	Receipt	0.00	71,095.65	
RXFR	Transfer (Regular)	15,518.96	64,637.78	
WARR	Warrants	57,337.90	0.00	
				-201,640.25
FEC0600	Blind School-6B Passthrough	-4,826.50		
RXFR	Transfer (Regular)	20,163.74	34,254.05	
WARR	Warrants	5,352.00	0.00	
				-13,564.81
FEE0359	ADE NAEP 03	-258,471.05		
RCPT	Receipt	0.00	92,766.00	
RXFR	Transfer (Regular)	50,222.64	0.00	
WARR	Warrants	8,405.59	0.00	
				-292,608.82
FEE1063	SpEd SIG-2010 (0500)	0.00		
RCPT	Receipt	0.00	385,010.44	
WARR	Warrants	385,010.44	0.00	
				0.00
FEE1113	Charter Schools 2011	0.00		
RCPT	Receipt	0.00	771,389.75	

Fund Transaction by Type

Start Date:7/1/16 End Date:12/30/16

Fund	Fund Description	Beginning Balance		Ending Balance
Type	Type Description	Debits	Credits	
RXFR	Transfer (Regular)	72,758.23	561.22	
WARR	Warrants	699,192.74	0.00	
				0.00
FEE1417	School Improvement 1003(g) 2	-3,076.04		
RCPT	Receipt	0.00	803,168.96	
RXFR	Transfer (Regular)	29,305.98	1,446.46	
WARR	Warrants	777,015.47	0.00	
				-1,370.01
FEE1431	Special Education VI-B 2014	0.00		
RCPT	Receipt	0.00	2,986.00	
RXFR	Transfer (Regular)	2,986.00	0.00	
				0.00
FEE1432	Special Educ Preschool 2014	0.00		
RCPT	Receipt	0.00	66,824.97	
RXFR	Transfer (Regular)	66,824.97	0.00	
				0.00
FEE1463	Promise 2014 (0500)	0.00		
RCPT	Receipt	0.00	2,571,221.63	
WARR	Warrants	2,571,221.63	0.00	
				0.00
FEE1464	Deaf Program 2014	-5,992.02		
RCPT	Receipt	0.00	27,240.37	
RXFR	Transfer (Regular)	28,174.54	2,003.80	
WARR	Warrants	5,057.88	0.00	
				-2,003.77
FEE1517	Sch Imp 1003(g)-2015 CFDA84	-4,915.19		
RCPT	Receipt	0.00	1,256,214.10	
RXFR	Transfer (Regular)	52,108.00	8,516.17	
WARR	Warrants	1,213,619.34	0.00	
				-3,918.12
FEE1531	Sp Ed VI-B 2015 CFDA 84.027	-40.91		
RCPT	Receipt	0.00	1,159,874.58	
RXFR	Transfer (Regular)	63,855.30	0.00	
WARR	Warrants	1,096,060.19	0.00	
				0.00
FEE1535	Title 1-2015 CFDA 84.010	-59.90		
RCPT	Receipt	0.00	1,864,088.82	
RXFR	Transfer (Regular)	61,297.45	9,050.72	
WARR	Warrants	1,784,013.30	0.00	
				-27,888.69
FEE1539	Negl & Delinq CFDA 84.013 20	0.00		
RCPT	Receipt	0.00	37,309.33	
RXFR	Transfer (Regular)	37,309.33	0.00	
				0.00
FEE1552	Imp Teach Qual CFDA84.367 2	-2.43		
RCPT	Receipt	0.00	979,746.15	
RXFR	Transfer (Regular)	176,300.54	33,187.49	
WARR	Warrants	836,635.53	0.00	
				0.00
FEE1554	21CCLC-2015 CFDA 84.287	-2,176.56		
RCPT	Receipt	0.00	244,996.05	

Fund Transaction by Type

Start Date:7/1/16 End Date:12/30/16

Fund	Fund Description	Beginning Balance		Ending Balance
Type	Type Description	Debits	Credits	
RXFR	Transfer (Regular)	2,923.17	1,800.00	
WARR	Warrants	246,049.44	0.00	
				0.00
FEE1556	Rural & Low Inc 2015 CFDA84.			0.00
RCPT	Receipt	0.00	129,779.28	
RXFR	Transfer (Regular)	5,425.61	0.00	
WARR	Warrants	124,353.67	0.00	
				0.00
FEE1558	Engl Lang Learn 2015 CFDA84			-7,245.13
RCPT	Receipt	0.00	66,084.24	
WARR	Warrants	73,329.37	0.00	
				0.00
FEE1561	Math & Sci Part CFDA84.366 2			-61,819.99
WARR	Warrants	61,819.99	0.00	
				0.00
FEE1615	HIV 2016 (0500)			-5,239.93
RCPT	Receipt	0.00	199,160.80	
RXFR	Transfer (Regular)	28,099.78	2,786.08	
WARR	Warrants	179,087.03	0.00	
				0.00
FEE1617	Sch Impr 2016 (0500)			0.00
RCPT	Receipt	0.00	28,832.91	
RXFR	Transfer (Regular)	31,850.59	10,336.14	
WARR	Warrants	5,455.37	0.00	
				-1,863.09
FEE1623	Homeless 2016 (0500)			-3,123.62
RCPT	Receipt	0.00	70,983.88	
RXFR	Transfer (Regular)	15,804.57	2,138.62	
WARR	Warrants	60,441.55	0.00	
				0.00
FEE1626	Migrant 2016 (0500)			0.00
RCPT	Receipt	0.00	1,617,132.04	
RXFR	Transfer (Regular)	277,144.54	0.00	
WARR	Warrants	1,339,987.50	0.00	
				0.00
FEE1631	SpecEd 2016 (0500)			-2,554.60
RCPT	Receipt	0.00	27,901,108.83	
RXFR	Transfer (Regular)	646,536.31	21,297.31	
WARR	Warrants	27,278,149.43	0.00	
				-275.00
FEE1632	SpEdPre 2016 (0500)			0.00
RCPT	Receipt	0.00	1,794,227.20	
WARR	Warrants	1,794,227.20	0.00	
				0.00
FEE1635	Title I 2016 (0500)			0.00
RCPT	Receipt	0.00	37,953,826.39	
RXFR	Transfer (Regular)	15,473.36	49,426.27	
WARR	Warrants	37,987,779.30	0.00	
				0.00
FEE1639	N&D 2016 (0500)			0.00
RCPT	Receipt	0.00	95,543.10	

Fund Transaction by Type

Start Date:7/1/16 End Date:12/30/16

Fund	Fund Description	Beginning Balance		Ending Balance
Type	Type Description	Debits	Credits	
RXFR	Transfer (Regular)	57,636.77	0.00	
WARR	Warrants	37,906.33	0.00	
				0.00
FEE1648	ELL Immigrant-2016 (0500)	0.00		
RCPT	Receipt	0.00	14,063.91	
WARR	Warrants	14,063.91	0.00	
				0.00
FEE1652	ImpTchrQ 2016 (0500)	-0.17		
RCPT	Receipt	0.00	5,644,316.13	
RXFR	Transfer (Regular)	32,846.41	135,203.07	
WARR	Warrants	5,746,507.96	0.00	
				-165.00
FEE1654	21CCLC 2016 (0500)	0.00		
RCPT	Receipt	0.00	3,797,031.36	
RXFR	Transfer (Regular)	10,552.82	2,597.21	
WARR	Warrants	3,781,575.75	0.00	
				-7,500.00
FEE1656	Rural Ed 2016 (0500)	0.00		
RCPT	Receipt	0.00	725,644.35	
RXFR	Transfer (Regular)	0.00	5,425.61	
WARR	Warrants	731,069.96	0.00	
				0.00
FEE1657	StateAssess 2016 (0500)	0.00		
RCPT	Receipt	0.00	4,987,475.00	
WARR	Warrants	4,987,475.00	0.00	
				0.00
FEE1658	English 2016 (0500)	0.00		
RCPT	Receipt	0.00	1,187,909.58	
RXFR	Transfer (Regular)	0.00	869.04	
WARR	Warrants	1,188,778.62	0.00	
				0.00
FEE1661	MathScience 2016 (0500)	-75,839.06		
RCPT	Receipt	0.00	1,736,112.82	
RXFR	Transfer (Regular)	350,985.85	0.00	
WARR	Warrants	1,460,966.03	0.00	
				0.00
FEE1710	AP TESTING-2017 (0500)	0.00		
RCPT	Receipt	0.00	27,459.00	
WARR	Warrants	27,459.00	0.00	
				0.00
FEE1715	HIV 2017 (0500)	0.00		
RCPT	Receipt	0.00	143,680.15	
RXFR	Transfer (Regular)	63,237.85	7,154.17	
WARR	Warrants	83,196.54	0.00	
				-4,399.93
FEE1723	Homeless 2017 (0500)	0.00		
RCPT	Receipt	0.00	586,952.16	
RXFR	Transfer (Regular)	35,198.86	4,842.34	
WARR	Warrants	553,892.02	0.00	
				-2,703.62
FEE1731	SpecEd 2017 (0500)	0.00		

Fund Transaction by Type

Start Date:7/1/16 End Date:12/30/16

Fund	Fund Description	Beginning Balance		Ending Balance
Type	Type Description	Debits	Credits	
RCPT	Receipt	0.00	24,451,844.39	
RXFR	Transfer (Regular)	815,533.19	349,652.39	
WARR	Warrants	23,983,666.69	0.00	
				-2,296.90
FEE1732	SpEdpre 2017 (0500)	0.00		
RCPT	Receipt	0.00	942,076.29	
WARR	Warrants	942,076.29	0.00	
				0.00
FEE1735	Title I 2017 (0500)	0.00		
RCPT	Receipt	0.00	36,447,970.06	
WARR	Warrants	36,447,970.06	0.00	
				0.00
FEE1739	N&D 2017 (0500)	0.00		
RCPT	Receipt	0.00	9,799.22	
WARR	Warrants	9,799.22	0.00	
				0.00
FEE1752	ImpTchrQ 2017 (0500)	0.00		
RCPT	Receipt	0.00	3,830,531.78	
RXFR	Transfer (Regular)	0.00	15,804.74	
WARR	Warrants	3,846,336.52	0.00	
				0.00
FEE1754	21CCLC 2017 (0500)	0.00		
RCPT	Receipt	0.00	1,390,892.95	
WARR	Warrants	1,390,892.95	0.00	
				0.00
FEE1756	Rural Ed 2017 (0500)	0.00		
RCPT	Receipt	0.00	676,651.95	
WARR	Warrants	676,651.95	0.00	
				0.00
FEE1757	StateAssess 2017 (0500)	0.00		
RCPT	Receipt	0.00	2,127,330.00	
WARR	Warrants	2,127,330.00	0.00	
				0.00
FEE1758	English 2017 (0500)	0.00		
RCPT	Receipt	0.00	373,998.42	
RXFR	Transfer (Regular)	4,352.94	3,346.04	
WARR	Warrants	372,991.52	0.00	
				0.00
FEE1761	MathScien 2017 (0500)	0.00		
RCPT	Receipt	0.00	438,269.44	
RXFR	Transfer (Regular)	0.00	350,985.85	
WARR	Warrants	789,255.29	0.00	
				0.00
FEE2009	Elem & Secnd Ed-Refunds to f	0.00		
RCPT	Receipt	0.00	33,763.81	
RXFR	Transfer (Regular)	0.00	73,619.43	
WARR	Warrants	83,280.86	0.00	
				-24,102.38
FEE2027	ADE NCES	-5,829.96		
RXFR	Transfer (Regular)	449.82	0.00	
WARR	Warrants	2,998.80	0.00	

Fund Transaction by Type

Start Date:7/1/16 End Date:12/30/16

Fund	Fund Description	Beginning Balance	Ending Balance	
Type	Type Description	Debits	Credits	
				-2,381.34
FEE203Z	ADE- Federal Operations	-18,193.58		
RXFR	Transfer (Regular)	534,949.05	534,951.48	
				-18,196.01
FEE9999	Federal Com Adm 04	-100.52		
RCPT	Receipt	0.00	925,217.84	
RXFR	Transfer (Regular)	651,423.99	83.66	
WARR	Warrants	273,940.23	0.00	
				-37.80
FEL0100	AR St Library-LSTA	-89,994.94		
RCPT	Receipt	0.00	618,761.00	
RXFR	Transfer (Regular)	87,969.83	3.96	
WARR	Warrants	620,481.80	0.00	
				-308.27
FEL0200	St Library LSTA 2002 Award	0.00		
RCPT	Receipt	0.00	790,000.00	
RXFR	Transfer (Regular)	94,413.93	0.00	
WARR	Warrants	678,220.77	0.00	
				-17,365.30
FEM0100	VT Fed Eqpt & Trng-Oprs	-19,363.81		
RXFR	Transfer (Regular)	0.00	300.00	
				-19,663.81
FER0200	ACTI Wtr Sys Maint Act 206 13	-20.76		
RCPT	Receipt	0.00	304,765.00	
RXFR	Transfer (Regular)	200,000.00	0.00	
WARR	Warrants	104,775.76	0.00	
				-10.00
FER0500	AR Promise Grant (0520)	-2,808.62		
RCPT	Receipt	0.00	226,695.47	
RXFR	Transfer (Regular)	174,116.28	0.00	
WARR	Warrants	46,374.85	0.00	
				-9,012.96
FEV0100	Fed Vocational Ed-Oprs	-109,100.11		
RCPT	Receipt	0.00	5,692,361.04	
RXFR	Transfer (Regular)	474,276.49	5,407.13	
WARR	Warrants	5,298,306.91	0.00	
				-34,284.88
FEV0700	WorkCollegeAccessChallenge	0.00		
RCPT	Receipt	0.00	683,842.60	
WARR	Warrants	668,683.75	0.00	
				-15,158.85
FEV0900	TANF from DWS for JAG ACT2	-14,445.69		
RXFR	Transfer (Regular)	0.00	38,233.69	
WARR	Warrants	52,679.38	0.00	
				0.00
FEW0100	Fed Vet Apprv Ag-Vet Approv	-473,845.94		
RCPT	Receipt	0.00	143,865.76	
RXFR	Transfer (Regular)	99,261.87	0.00	
WARR	Warrants	18,317.94	0.00	
				-500,131.89

Fund Transaction by Type

Start Date:7/1/16 End Date:12/30/16

Fund	Fund Description	Beginning Balance		Ending Balance
Type	Type Description	Debits	Credits	
FFA3561	AR Agri Dept L/P National Ani	-63,061.77		
RCPT	Receipt	0.00	140,000.00	
RXFR	Transfer (Regular)	144,813.71	0.00	
WARR	Warrants	3,220.53	0.00	
				-55,027.53
FFA3564	AR Agri L/P NPIP/LPAI	-83,666.19		
RCPT	Receipt	0.00	287,824.78	
RXFR	Transfer (Regular)	207,905.47	0.00	
WARR	Warrants	29,009.08	0.00	
				-134,576.42
FFA9901	DFA US Dept Agri Econ Assts	-111,492.29		
RCPT	Receipt	0.00	177,986.56	
WARR	Warrants	236,954.14	0.00	
				-52,524.71
FHA1001	Federal Indirect Cost	-1,153,489.04		
RXFR	Transfer (Regular)	290,146.41	671,244.51	
WARR	Warrants	45,658.65	0.00	
				-1,488,928.49
FHB1327	CN DirCert Perf 2014 (0500)	-138,878.74		
RXFR	Transfer (Regular)	5,199.53	155.48	
WARR	Warrants	34,064.36	0.00	
				-99,770.33
FHB1440	Child Nutrition Meals 2014	-880.33		
WARR	Warrants	880.33	0.00	
				0.00
FHB1525	CN FFVP 2015 CFDA 10.582 20	-50.40		
RXFR	Transfer (Regular)	50.40	0.00	
				0.00
FHB1540	CN Meals CFDA 10.555 2015	0.00		
RCPT	Receipt	0.00	908.50	
WARR	Warrants	908.50	0.00	
				0.00
FHB1606	CN EQUIP - 2016 (0500)	0.00		
RCPT	Receipt	0.00	274,698.13	
WARR	Warrants	274,698.13	0.00	
				0.00
FHB1621	CN SAE 2016 (0500)	-97,144.45		
RCPT	Receipt	0.00	620,548.56	
RXFR	Transfer (Regular)	592,074.03	11,183.54	
WARR	Warrants	136,802.52	0.00	
				0.00
FHB1625	CN FFVP 2016 (0500)	-205,087.58		
RCPT	Receipt	0.00	392,956.43	
RXFR	Transfer (Regular)	27,091.30	1,260.05	
WARR	Warrants	569,388.19	0.00	
				-2,824.57
FHB1640	CN Meals 2016 (0500)	-269,890.59		
RCPT	Receipt	0.00	38,710,049.91	
WARR	Warrants	38,979,940.50	0.00	
				0.00

Fund Transaction by Type

Start Date:7/1/16 End Date:12/30/16

Fund	Fund Description	Beginning Balance	Ending Balance
Type	Type Description	Debits	Credits
FHB1721	CN SAE 2017 (0500)	0.00	
RCPT	Receipt	0.00	267,721.86
RXFR	Transfer (Regular)	170,768.69	225.30
WARR	Warrants	49,331.31	0.00
			-47,847.16
FHB1725	CN FFVP 2017 (0500)	0.00	
RCPT	Receipt	0.00	356,756.40
RXFR	Transfer (Regular)	1,260.00	0.00
WARR	Warrants	342,657.95	0.00
			-12,838.45
FHB1740	CN Meals 2017 (0500)	0.00	
RCPT	Receipt	0.00	36,976,436.52
WARR	Warrants	36,976,436.52	0.00
			0.00
FHB203Z	Federal School Food Holding	0.00	
RXFR	Transfer (Regular)	0.00	50.40
WARR	Warrants	50.40	0.00
			0.00
FHBZZZZ	Child Nutrition Oper (0500)	-5,014.98	
RXFR	Transfer (Regular)	1,184.73	1,184.73
			-5,014.98
FHH0226	Arts Council 2008 (0870)	-9,427.90	
RCPT	Receipt	0.00	103,725.46
RXFR	Transfer (Regular)	28,415.43	0.00
WARR	Warrants	83,277.93	0.00
			-1,460.00
FHH0401	DAH-NHC Federal Dev	-375,577.61	
RXFR	Transfer (Regular)	373,888.74	0.00
WARR	Warrants	1,688.87	0.00
			0.00
FHH0410	DAH-NHC Fed Dev (0865)	0.00	
RCPT	Receipt	0.00	21,050.92
RXFR	Transfer (Regular)	48,034.33	373,888.74
WARR	Warrants	24,271.71	0.00
			-322,633.62
FHH1717	FY17 AAC STATE PLANNING (0.00	
RCPT	Receipt	0.00	333,568.00
RXFR	Transfer (Regular)	13,100.79	0.00
WARR	Warrants	299,790.00	0.00
			-20,677.21
FHP1515	2015 Federal Grant (0865)	0.00	
RCPT	Receipt	0.00	73.25
RXFR	Transfer (Regular)	3,509.38	14,756.55
WARR	Warrants	11,320.42	0.00
			0.00
FHP1516	FY17 SURVEY PLANN GRANT	0.00	
RCPT	Receipt	0.00	200,000.00
RXFR	Transfer (Regular)	85,807.41	0.00
WARR	Warrants	28,115.95	0.00
			-86,076.64
FHP2015	FederalGrant Act 718 (0877)	-34,240.37	

Fund Transaction by Type

Start Date:7/1/16 End Date:12/30/16

Fund	Fund Description	Beginning Balance		Ending Balance
Type	Type Description	Debits	Credits	
RXFR	Transfer (Regular)	14,756.55	0.00	
WARR	Warrants	19,483.82	0.00	
				0.00
FHT0200	SHARE-IAPD Act 285 14 S5	-751,431.98		
RADJ	Receipt Adjustment	587,550.00	0.00	
RCPT	Receipt	0.00	1,091,414.09	
RXFR	Transfer (Regular)	173,391.36	0.00	
SDIS	Distribution (Special Fund)	0.00	0.00	
SPEC	Special Reversing Entry	587,550.00	587,550.00	
WARR	Warrants	633,383.53	0.00	
				-448,521.18
FID0500	SHIP ACL (0425)	-12,519.82		
RCPT	Receipt	0.00	240,258.78	
RXFR	Transfer (Regular)	99,523.80	0.00	
WARR	Warrants	149,283.52	0.00	
				-3,971.28
FID0600	MIPPA-3	-8,400.00		
RCPT	Receipt	0.00	65,606.11	
WARR	Warrants	70,356.11	0.00	
				-3,650.00
FID1100	INS Health Prem Rate Rev (0425)	-169,208.51		
RCPT	Receipt	0.00	251,987.48	
RXFR	Transfer (Regular)	138,658.00	0.00	
WARR	Warrants	281,114.24	0.00	
				-1,423.75
FID1101	Fed Grant Rate RevwIII (0425)	-40,250.00		
RXFR	Transfer (Regular)	0.00	1,062.50	
WARR	Warrants	22,750.00	0.00	
				-18,562.50
FID1203	Level One C Coop Agree (0425)	-2,942.77		
WARR	Warrants	2,942.77	0.00	
				0.00
FIGS000	DFA IGS Fed Grants	-21,788.52		
RCPT	Receipt	0.00	45,790.40	
RXFR	Transfer (Regular)	18,046.64	0.14	
WARR	Warrants	27,091.78	0.00	
				-22,440.64
FIGS001	DFA IGS JAG TRUST FUND	-893,028.00		
DXFR	Transfer (Deduction)	0.00	10,346.72	
RCPT	Receipt	0.00	2,102,895.65	
RXFR	Transfer (Regular)	60,539.29	2.17	
WARR	Warrants	738,583.80	0.00	
				-2,207,149.45
FIT0101	AR Agri Forest Rur Fire Equip	-164,619.81		
RADJ	Receipt Adjustment	31,990.40	0.00	
RCPT	Receipt	0.00	184,512.38	
RXFR	Transfer (Regular)	0.00	2,181.43	
WARR	Warrants	141,686.34	0.00	
				-177,636.88
FIT0901	AR Agri Dept Forest Fire Mitig	-84,455.05		
RADJ	Receipt Adjustment	0.00	31,990.40	

Fund Transaction by Type

Start Date:7/1/16 End Date:12/30/16

Fund	Fund Description	Beginning Balance	Ending Balance
Type	Type Description	Debits	Credits
RCPT	Receipt	0.00	454,272.96
WARR	Warrants	67,961.83	0.00
			-502,756.58
FIT1201	AR Agri Dept Forestry Nat'I Fir	-663,157.28	
RCPT	Receipt	0.00	95,881.36
RXFR	Transfer (Regular)	41,385.87	0.00
WARR	Warrants	122,548.01	82.80
			-595,187.56
FIT1501	AR Agri Forestry Pine Beetle F	-195,239.39	
RCPT	Receipt	0.00	126,507.32
RXFR	Transfer (Regular)	15,558.61	0.00
WARR	Warrants	67,439.50	0.00
			-238,748.60
FIT1701	AR Agri Dept Forestry Legacy	-39,618.36	
RCPT	Receipt	0.00	18,979.18
RXFR	Transfer (Regular)	600.43	600.43
WARR	Warrants	6,599.00	0.00
			-51,998.54
FIT1901	Agri AFC Silvicultural Non Poi	-4,580.66	
RCPT	Receipt	0.00	29,914.39
WARR	Warrants	2,324.69	0.00
			-32,170.36
FJD0300	Jud Dept Fed-1JS AV Mediatio	-11,986.10	
RCPT	Receipt	0.00	59,265.36
RXFR	Transfer (Regular)	19,425.65	0.00
WARR	Warrants	39,873.05	0.00
			-11,952.76
FJD0600	Jud Dept Fed Trng Research	-10,040.75	
RCPT	Receipt	0.00	186,706.00
RXFR	Transfer (Regular)	74,855.74	0.00
WARR	Warrants	107,937.04	0.00
			-13,953.97
FJD1300	Domestic Violence Resch (002)	-13,322.26	
RXFR	Transfer (Regular)	36,981.48	41,380.22
WARR	Warrants	4,609.33	0.00
			-13,111.67
FJD1500	CaseMgt CDLConvictionRep (I	0.00	
RCPT	Receipt	0.00	18,771.43
WARR	Warrants	14,787.68	0.00
			-3,983.75
FJD1600	Benton HOPE Grant (0023)	-9,817.10	
RCPT	Receipt	0.00	53,564.06
RXFR	Transfer (Regular)	19,835.79	0.00
WARR	Warrants	41,445.37	0.00
			-2,100.00
FJD1700	Youth Advocacy Grant (0023)	-140.86	
RXFR	Transfer (Regular)	0.80	0.00
			-140.06
FJD1800	Fostering FuturesTrng (0023)	-584.22	
RXFR	Transfer (Regular)	0.80	0.00
			-583.42

Fund Transaction by Type

Start Date:7/1/16 End Date:12/30/16

Fund	Fund Description	Beginning Balance	Ending Balance
Type	Type Description	Debits	Credits
FJD1900	Drug Ct Capacity BldProj (002:	-9,467.90	
RCPT	Receipt	0.00	51,560.00
WARR	Warrants	56,084.25	0.00
			-4,943.65
FJD2100	JUVE DRUG CT DATA MGMT (-1,596.89	
RCPT	Receipt	0.00	109,906.91
WARR	Warrants	91,352.52	0.00
			-20,151.28
FJD2200	STATE AWARENESS & RECRI	0.00	
RCPT	Receipt	0.00	18,700.00
RXFR	Transfer (Regular)	10,397.40	0.00
WARR	Warrants	4,410.00	0.00
			-3,892.60
FKA0000	AR Emerg Mngt-Fed	-3,147.39	
RXFR	Transfer (Regular)	2,298.60	1,461.62
WARR	Warrants	138.47	0.00
			-2,171.94
FKA1308	LPDM 11 (0995)	-6,962.71	
RXFR	Transfer (Regular)	6,832.71	0.00
WARR	Warrants	130.00	0.00
			0.00
FKA1402	State & Local ImplGr (0995)	-7,445.34	
RCPT	Receipt	0.00	174,112.69
RXFR	Transfer (Regular)	141,456.12	1,775.64
WARR	Warrants	37,189.61	0.00
			-4,687.94
FKA1505	ODP 14 SHSGP Subs (0995)	-11,747.23	
RCPT	Receipt	0.00	249,109.81
RXFR	Transfer (Regular)	101,969.10	3,195.43
WARR	Warrants	162,083.37	0.00
			0.00
FKA1509	PDM-C 13	-24,970.92	
RCPT	Receipt	0.00	7,829.58
RXFR	Transfer (Regular)	107,112.98	85,434.00
WARR	Warrants	7,078.38	0.00
			-4,043.14
FKA1511	EMPG Soft 14 (0995)	-23,279.12	
COFF	Checks Charged Off	491.96	0.00
RCPT	Receipt	0.00	94,000.52
RXFR	Transfer (Regular)	37,914.59	42,060.15
WARR	Warrants	120,933.24	0.00
			0.00
FKA1601	ODP 15 (995)	-18,018.01	
RCPT	Receipt	0.00	1,367,619.39
RXFR	Transfer (Regular)	444,782.71	70,698.27
WARR	Warrants	599,035.30	0.00
			-412,517.66
FKA1602	PDM-C 14 (0995)	0.00	
RCPT	Receipt	0.00	223,235.61
RXFR	Transfer (Regular)	33,146.90	48,343.00
WARR	Warrants	224,331.56	0.00

Fund Transaction by Type

Start Date:7/1/16 End Date:12/30/16

Fund	Fund Description	Beginning Balance		Ending Balance
Type	Type Description	Debits	Credits	
				-14,100.15
FKA1603	HMEP-Training 16 (0995)	-93.36		
RCPT	Receipt	0.00	61,335.89	
RXFR	Transfer (Regular)	6,642.94	2,293.81	
WARR	Warrants	57,080.12	0.00	
				0.00
FKA1604	HMEP-Planning 16 (0995)	3,734.35		
RCPT	Receipt	0.00	18,784.10	
RXFR	Transfer (Regular)	12,335.53	315.00	
WARR	Warrants	3,029.22	0.00	
				0.00
FKA1605	EMPG LOCALS 15 (0995)	-41,244.45		
RCPT	Receipt	0.00	1,204,388.08	
WARR	Warrants	989,466.87	0.00	
				-256,165.66
FKA1606	EMPG SOFT 15 (0995)	0.00		
RCPT	Receipt	0.00	157,883.01	
RXFR	Transfer (Regular)	0.00	12,787.86	
WARR	Warrants	136,330.58	0.00	
				-34,340.29
FKA1607	PRE-DIS MIT-COMP 15 (0995)	0.00		
RCPT	Receipt	0.00	27,875.38	
WARR	Warrants	25,875.38	0.00	
				-2,000.00
FKA1702	HMEP - Training & Planning	0.00		
RCPT	Receipt	0.00	30,650.78	
RXFR	Transfer (Regular)	14,673.12	0.00	
WARR	Warrants	18,048.60	0.00	
				2,070.94
FKE0100	AED-SEP Federal Plan	-282,719.90		
RCPT	Receipt	0.00	62,401.82	
RXFR	Transfer (Regular)	61,055.99	0.00	
WARR	Warrants	105,252.93	0.00	
				-178,812.80
FKE0500	Weatherization Prog-ACT 1111	-324,400.46		
RCPT	Receipt	0.00	62,337.38	
RXFR	Transfer (Regular)	29,755.70	2,726.00	
WARR	Warrants	350,651.40	0.00	
				-9,056.74
FKE0600	Low Income Eng Asst Act 111	-108,377.40		
RXFR	Transfer (Regular)	453,817.16	1,696,800.34	
WARR	Warrants	1,342,287.98	0.00	
				-9,072.60
FKM4200	Dev Disab Council Act 250 '14	-1,220.52		
WARR	Warrants	550.00	0.00	
				-670.52
FKM5000	DEV DIS COUNCIL-FED (0610)	-14,756.06		
RCPT	Receipt	0.00	141,172.86	
RXFR	Transfer (Regular)	97,164.28	0.00	
WARR	Warrants	45,374.38	0.00	
				-13,390.26

Fund Transaction by Type

Start Date:7/1/16 End Date:12/30/16

Fund	Fund Description	Beginning Balance	Ending Balance	
Type	Type Description	Debits	Credits	
FLA8401	ICAC 12	-4,111.32		
RCPT	Receipt	0.00	63,761.58	
RXFR	Transfer (Regular)	19,519.54	26.73	
WARR	Warrants	47,610.84	0.00	
				-769.25
FLA8402	INTER CRIMES AGAINST CHIL	0.00		
RCPT	Receipt	0.00	1,274.02	
WARR	Warrants	1,035.00	0.00	
				-239.02
FLA8960	Fusion 14 (0960)	-669.11		
RXFR	Transfer (Regular)	194.43	23,533.48	
WARR	Warrants	23,640.19	0.00	
				-367.97
FLA8961	Bomb 14 (0960)	0.00		
RXFR	Transfer (Regular)	0.00	6,036.55	
WARR	Warrants	6,036.55	0.00	
				0.00
FLA8962	SWAT 14 (0960)	0.00		
RXFR	Transfer (Regular)	0.00	4,406.24	
WARR	Warrants	4,406.24	0.00	
				0.00
FLA9060	Fusion 15 (0960)	0.00		
RXFR	Transfer (Regular)	0.00	53,607.63	
WARR	Warrants	53,505.83	0.00	
				-101.80
FLA9061	Bomb 15 (0960)	0.00		
RXFR	Transfer (Regular)	0.00	35,596.72	
WARR	Warrants	35,596.72	0.00	
				0.00
FLA9062	SWAT 15 (0960)	0.00		
RXFR	Transfer (Regular)	0.00	232,747.82	
WARR	Warrants	227,754.18	0.00	
				-4,993.64
FMD0000	ADEM-Disaster Relief Fed	-39,194.28		
RXFR	Transfer (Regular)	25,202.89	133,028.04	
				-147,019.43
FMD0902	ADEM 1793 DRPA (0995)	-109.20		
RXFR	Transfer (Regular)	109.20	0.00	
				0.00
FMD0904	ADEM 1819 DRPA (0995)	-11,871.97		
RXFR	Transfer (Regular)	11,871.97	0.00	
				0.00
FMD0905	ADEM 1834 DR PA (0995)	-261.32		
RXFR	Transfer (Regular)	259.37	0.00	
				-1.95
FMD1006	ADEM 1819 DR HM (0995)	-5,233.13		
RXFR	Transfer (Regular)	5,233.13	0.00	
				0.00
FMD1101	1975 Disaster Relief (0995)	-45,578.52		
RCPT	Receipt	0.00	161,991.42	

Fund Transaction by Type

Start Date:7/1/16 End Date:12/30/16

Fund	Fund Description	Beginning Balance		Ending Balance
Type	Type Description	Debits	Credits	
RXFR	Transfer (Regular)	39,442.17	6,017.61	
WARR	Warrants	167,862.42	0.00	
				-6,282.96
FMD1202	1975 Disaster Relief (0995)	-3,310.24		
RCPT	Receipt	0.00	70,209.89	
RXFR	Transfer (Regular)	25,206.69	0.00	
WARR	Warrants	15,432.53	0.00	
				-32,880.91
FMD1203	Disaster Relief (0995)	-591.17		
RCPT	Receipt	0.00	28,648.27	
RXFR	Transfer (Regular)	6,262.14	0.00	
WARR	Warrants	22,500.00	0.00	
				-477.30
FMD1301	Disaster Relf Pub Assist (0995)	-5,342.74		
RXFR	Transfer (Regular)	5,342.74	0.00	
				0.00
FMD1302	Disaster Rel Haz Mitig (0995)	-616.67		
RCPT	Receipt	0.00	191,026.44	
RXFR	Transfer (Regular)	5,598.89	0.00	
WARR	Warrants	155,567.50	0.00	
				-30,476.72
FMD1401	DisasterRelPubAssist (0995)	-55,339.68		
RXFR	Transfer (Regular)	55,339.68	0.00	
				0.00
FMD1402	4143 Disaster RelfAssist (0995)	0.00		
RCPT	Receipt	0.00	185,317.38	
WARR	Warrants	185,317.38	0.00	
				0.00
FMD1403	4124 DisasterRelfHazMitg (099)	-542.51		
RCPT	Receipt	0.00	132,363.88	
RXFR	Transfer (Regular)	3,544.12	0.00	
WARR	Warrants	129,109.31	0.00	
				-252.96
FMD1404	4143 DisasterRelfHazMitg (099)	-155.78		
RCPT	Receipt	0.00	1,726.89	
RXFR	Transfer (Regular)	1,746.75	0.00	
				-135.92
FMD1405	4160 Disaster PublAssist (099)	-860.65		
RCPT	Receipt	0.00	253,847.08	
RXFR	Transfer (Regular)	1,860.65	0.00	
WARR	Warrants	252,847.08	0.00	
				0.00
FMD1406	Dis Rel Public Assist (0995)	-704.72		
RCPT	Receipt	0.00	538,925.41	
RXFR	Transfer (Regular)	166,978.26	0.00	
WARR	Warrants	372,044.65	0.00	
				-607.22
FMD1408	Dis Relief Haz Mitigation 0995	-1,018.83		
RCPT	Receipt	0.00	556,054.37	
RXFR	Transfer (Regular)	3,548.04	24,719.58	
WARR	Warrants	553,732.58	0.00	

Fund Transaction by Type

Start Date:7/1/16 End Date:12/30/16

Fund	Fund Description	Beginning Balance		Ending Balance
Type	Type Description	Debits	Credits	
				-24,512.16
FMD1409	DisRel HazMitigation (0995)			
		-175.75		
RCPT	Receipt	0.00	470,182.68	
RXFR	Transfer (Regular)	1,801.33	1,113.14	
WARR	Warrants	340,278.89	0.00	
				-129,391.35
FMD1501	Disaster Relief Pub Ass (0995)			
		-13,174.23		
RCPT	Receipt	0.00	604,240.98	
RXFR	Transfer (Regular)	80,116.59	20,441.87	
WARR	Warrants	552,199.01	0.00	
				-5,541.48
FMD1502	Disaster Rel Haz Mit (0995)			
		0.00		
RXFR	Transfer (Regular)	0.00	44,250.00	
				-44,250.00
FMD1601	4254 DIS REL PUB ASST (0995)			
		-8,372.23		
RCPT	Receipt	0.00	2,787,700.98	
RXFR	Transfer (Regular)	117,727.51	13,246.12	
WARR	Warrants	2,681,332.17	0.00	
				-10,259.65
FMD1603	4270 Disa Relf PublAssit 0995			
		0.00		
RCPT	Receipt	0.00	1,022,788.42	
RXFR	Transfer (Regular)	19,898.02	12.14	
WARR	Warrants	1,002,642.24	0.00	
				-260.30
FMD3600	ADEM 1751 DR PA (0995)			
		-14.63		
RXFR	Transfer (Regular)	14.63	0.00	
				0.00
FMD3800	ADEM 1758 DRPA (0995)			
		-292.88		
RXFR	Transfer (Regular)	292.88	0.00	
				0.00
FMD9500	ADEM-1354 DR HM-SUB ADM			
		-37.82		
RXFR	Transfer (Regular)	37.82	0.00	
				0.00
FMF0300	Fed-275 Trng Site			
		967,153.72		
RCPT	Receipt	0.00	2,838,558.63	
RXFR	Transfer (Regular)	24,715.10	5,984,149.03	
WARR	Warrants	10,883,805.43	0.00	
				3,052,966.59
FMF0700	Fed-270 Trng Site			
		730,318.61		
RCPT	Receipt	0.00	788,410.35	
RXFR	Transfer (Regular)	5,128,004.59	5,056,977.84	
WARR	Warrants	828,518.12	0.00	
				841,453.13
FMF2200	Fed-Ft Chaffee Salary			
		243,823.60		
RXFR	Transfer (Regular)	1,643,501.82	1,961,810.14	
WARR	Warrants	273,113.30	0.00	
				198,628.58
FMF2300	Fed-Ft Chaffee Exp			
		257,171.86		
RCPT	Receipt	0.00	742,397.62	
RXFR	Transfer (Regular)	22.00	2,578,256.82	

Fund Transaction by Type

Start Date:7/1/16 End Date:12/30/16

Fund	Fund Description	Beginning Balance		Ending Balance
Type	Type Description	Debits	Credits	
WARR	Warrants	3,954,641.97	0.00	891,181.39
FMFHOLD	FEDERAL HOLDING ACCOUNT	-3,637,132.14		
RCPT	Receipt	0.00	13,507,291.19	
RXFR	Transfer (Regular)	15,475,933.85	6,543.87	-1,675,033.35
FMG0100	OMIG-Fed (0035)	-5,663.30		
RXFR	Transfer (Regular)	512,487.78	631,591.69	
WARR	Warrants	124,170.62	0.00	-596.59
FNA2300	DOL OSHA Fed Grant 03	-12,221.04		
RCPT	Receipt	0.00	707,300.00	
RXFR	Transfer (Regular)	432,565.50	5.55	
WARR	Warrants	151,359.88	0.00	-135,601.21
FNA3300	ADL MSHA Fed 03	-6,236.94		
RCPT	Receipt	0.00	47,026.56	
RXFR	Transfer (Regular)	27,868.91	0.00	
WARR	Warrants	12,318.92	0.00	-13,075.67
FNA4300	ADL BLS Fed 03	-25,138.48		
RCPT	Receipt	0.00	73,690.00	
RXFR	Transfer (Regular)	62,292.67	240.00	
WARR	Warrants	17,792.23	0.00	-18,983.58
FNM0900	Moving Ahead Act 285 14 S5	-68.47		
RXFR	Transfer (Regular)	330.06	295.83	-34.24
FPC0300	OPC-JohnRJusticeGrPrg (002)	-1,400.00		
WARR	Warrants	700.00	0.00	-700.00
FPF1100	Perkins Welding Grant (0485)	-11,096.64		
WARR	Warrants	8,880.00	0.00	-2,216.64
FPF1200	RSAT (0485)	-71,400.48		
RXFR	Transfer (Regular)	16.87	12,824.32	
WARR	Warrants	5,756.45	0.00	-78,451.48
FPF1300	AR StateWide Planning Gr (04)	-1,891.90		
RXFR	Transfer (Regular)	1,891.90	0.00	0.00
FPF1500	Benton Hope (0485)	-15,800.05		
RCPT	Receipt	0.00	32,489.15	
RXFR	Transfer (Regular)	39,416.26	12,535.59	
WARR	Warrants	12,266.00	0.00	-9,142.53
FPF1600	AR Drug Crt Cap Bldg Prj (048)	-8,977.45		
RCPT	Receipt	0.00	51,992.13	
RXFR	Transfer (Regular)	42,740.69	0.00	
WARR	Warrants	7,936.00	0.00	

Fund Transaction by Type

Start Date:7/1/16 End Date:12/30/16

Fund	Fund Description	Beginning Balance		Ending Balance
Type	Type Description	Debits	Credits	
				-10,292.89
FPF1700	Beyond the Walls Grant (0485)	-34,101.07		
RXFR	Transfer (Regular)	34,101.07	0.00	
				0.00
FPT0100	PT-SCORP Oprs	-360,043.65		
RCPT	Receipt	0.00	18,750.00	
RXFR	Transfer (Regular)	0.00	1.50	
WARR	Warrants	30,599.09	0.00	
				-348,196.06
FPT0200	PT-SCORP Grnts	-41.16		
RCPT	Receipt	0.00	125,000.00	
WARR	Warrants	125,000.00	0.00	
				-41.16
FSC1000	NRCS CONV TECH ASST (045)	-6,499.15		
RCPT	Receipt	0.00	104,680.04	
RXFR	Transfer (Regular)	30,035.40	34,272.34	
WARR	Warrants	95,216.75	0.00	
				-20,199.38
FSC1700	SW-Non Point Grnts Ind-(455)	-30,006.50		
RXFR	Transfer (Regular)	171,523.25	259,497.09	
WARR	Warrants	76,649.02	0.00	
				-41,331.32
FSC2014	ANRC DamSafety (0455)	-550.00		
RXFR	Transfer (Regular)	550.00	0.00	
				0.00
FSC2015	ANRC DAM SAFETY -SDSG15	-66,183.87		
RCPT	Receipt	0.00	112,301.09	
RXFR	Transfer (Regular)	53,186.06	5,714.22	
WARR	Warrants	36,453.65	0.00	
				-94,559.47
FSC2016	ANRC Dam Safety-SDSG16 (0455)	0.00		
RXFR	Transfer (Regular)	10,219.04	26,553.68	
WARR	Warrants	3,668.25	0.00	
				-12,666.39
FSC3111	ANRC Nonpt Source Poll (0455)	0.00		
RCPT	Receipt	0.00	16,000.00	
WARR	Warrants	16,000.00	0.00	
				0.00
FSC3311	NonPoint Pollution Ctrl (0455)	0.00		
RCPT	Receipt	0.00	5,000.00	
WARR	Warrants	5,000.00	0.00	
				0.00
FSC3313	ANRC NP Source Poll Contrl 2	-300.00		
RCPT	Receipt	0.00	331,263.52	
WARR	Warrants	330,963.52	0.00	
				-600.00
FSC3314	ANRC Nonpoint (0455)	-26,060.19		
RCPT	Receipt	0.00	314,461.93	
RXFR	Transfer (Regular)	252,497.09	0.00	
WARR	Warrants	82,934.02	0.00	

Fund Transaction by Type

Start Date:7/1/16 End Date:12/30/16

Fund	Fund Description	Beginning Balance		Ending Balance
Type	Type Description	Debits	Credits	
				-5,091.01
FSC3315	ANRC NP SOURCE POLL CON		0.00	
RCPT	Receipt	0.00	393,783.63	
WARR	Warrants	391,123.61	0.00	
				-2,660.02
FSC3316	ANRC NP SOURCE POLL CON		0.00	
RCPT	Receipt	0.00	45,791.20	
WARR	Warrants	34,969.20	0.00	
				-10,822.00
FSC4015	ANRC FEMA Fiscal 15 (0455)		-25,944.66	
RXFR	Transfer (Regular)	25,944.66	0.00	
				0.00
FSC4016	ANRC FEMA FISCAL 16 (0455)		-166,348.19	
RCPT	Receipt	0.00	216,074.41	
RXFR	Transfer (Regular)	200,428.96	26,918.64	
WARR	Warrants	36,160.45	0.00	
				-172,751.83
FSC4017	ANRC FEMACAPPSEE-17		0.00	
RXFR	Transfer (Regular)	973.98	100,000.00	
WARR	Warrants	1,083.35	0.00	
				-97,942.67
FSC4030	ANRC FEMA CTP (0455)		-94,639.50	
RCPT	Receipt	0.00	408,173.75	
WARR	Warrants	218,639.49	0.00	
				-284,173.76
FSC4031	ANRC Flood Mgmt Assist (045)		-42,307.47	
RXFR	Transfer (Regular)	20,000.00	0.00	
WARR	Warrants	156.44	0.00	
				-22,151.03
FSC4032	ANRC FLOOD MGT ASST FY10		-2,587.74	
RCPT	Receipt	0.00	11,517.98	
RXFR	Transfer (Regular)	0.00	20,059.95	
WARR	Warrants	18,813.70	0.00	
				-15,351.97
FSC4033	ANRC FLOOD MGMT ASST FY		-49,614.06	
RCPT	Receipt	0.00	88,529.68	
RXFR	Transfer (Regular)	59.95	0.00	
WARR	Warrants	93,311.25	0.00	
				-44,772.54
FSC4034	ANRC Flood Mgmt Asst FY17(0.00	
RCPT	Receipt	0.00	120,851.48	
WARR	Warrants	117,238.26	0.00	
				-3,613.22
FSC5M00	Clean Water Grant FY10 (0455)		-194,583.51	
RCPT	Receipt	0.00	540,123.91	
RXFR	Transfer (Regular)	306,940.33	5,000.00	
WARR	Warrants	87,859.82	0.00	
				-344,907.27
FSD0100	Dis Determination-Oprs		-483,905.69	
RCPT	Receipt	0.00	23,247,706.39	

Fund Transaction by Type

Start Date:7/1/16 End Date:12/30/16

Fund	Fund Description	Beginning Balance		Ending Balance
Type	Type Description	Debits	Credits	
RXFR	Transfer (Regular)	14,302,657.02	187.62	
WARR	Warrants	8,811,748.12	0.00	
				-617,394.56
FSS0800	2008 HAVA TITLE III (0063)	-10,370.11		
DXFR	Transfer (Deduction)	0.00	72.69	
				-10,442.80
FSS0900	2009 HAVA TITLS III (0063)	-744,973.72		
DXFR	Transfer (Deduction)	0.00	5,222.12	
				-750,195.84
FSS1000	2010 HAVA Title III EAC (0063)	-700,509.21		
DXFR	Transfer (Deduction)	0.00	4,910.44	
				-705,419.65
FST0201	AEDC-S/T Ex Ntwk Fed (790)	-96,096.99		
RCPT	Receipt	0.00	604,720.72	
RXFR	Transfer (Regular)	357,945.40	0.00	
WARR	Warrants	234,490.21	0.00	
				-108,382.10
FST0601	AEDC-S/T EPSCoR RII (790)	-227,388.11		
RCPT	Receipt	0.00	669,226.00	
WARR	Warrants	816,847.14	0.00	
				-79,766.97
FST0700	EPSCOR Ark Asset Initiative II	-647,032.77		
RCPT	Receipt	0.00	2,264,016.35	
RXFR	Transfer (Regular)	125,357.99	21.79	
WARR	Warrants	2,703,496.59	0.00	
				-82,216.33
FST0701	EPSCoR ASSET III, Track (790)	-34,360.61		
RCPT	Receipt	0.00	46,301.63	
RXFR	Transfer (Regular)	21.79	0.00	
WARR	Warrants	1,765.73	0.00	
				-78,874.72
FTC7300	Crowley's Ridge TI-Fed-ABE	-2,654.40		
RXFR	Transfer (Regular)	27,130.43	35,541.93	
WARR	Warrants	6,106.95	0.00	
				-4,958.95
FTN7300	Northwest TI-Fed ABE	-13,227.14		
RXFR	Transfer (Regular)	108,428.37	153,438.20	
WARR	Warrants	2,268.00	0.00	
				-55,968.97
FVD0000	Victimes Justice Assistance	-21,895.20		
RCPT	Receipt	0.00	4,782,008.98	
RXFR	Transfer (Regular)	321,045.16	7,674.53	
WARR	Warrants	4,434,001.78	0.00	
				-56,531.77
FVV0500	NLRCemetery Expansion (038)	-2,167.34		
RCPT	Receipt	0.00	214,087.32	
WARR	Warrants	216,254.66	0.00	
				0.00
FVV0700	CAVH-St Vet Home Cons (038)	-417,923.92		
RCPT	Receipt	0.00	3,756,400.08	

Fund Transaction by Type

Start Date:7/1/16 End Date:12/30/16

Fund	Fund Description	Beginning Balance		Ending Balance
Type	Type Description	Debits	Credits	
RXFR	Transfer (Regular)	0.00	1,030,000.00	
WARR	Warrants	4,743,955.22	0.00	
				-460,368.78
FWF0000	Dept of Human Svcs-Federal	-8,955,886.71		
RCPT	Receipt	0.00	40,099,591.98	
RXFR	Transfer (Regular)	39,264,957.00	0.00	
				-9,790,521.69
FWF0100	Dept Of Human Svcs-Hldg Acc	-8,391,039.43		
RCPT	Receipt	0.00	17,718.00	
RXFR	Transfer (Regular)	586,793.00	3,017,679.26	
				-10,839,643.69
FWF0200	Dept of Human Svcs-DYS Grnt	-571,934.73		
RCPT	Receipt	0.00	2,506,146.06	
RXFR	Transfer (Regular)	2,456,770.05	94,946.10	
WARR	Warrants	418,088.32	0.00	
				-298,168.52
FWF2100	County Oprs-Homeless	-175,011.04		
RCPT	Receipt	0.00	1,509,874.57	
WARR	Warrants	1,524,189.36	0.00	
				-160,696.25
FWF2900	County Oprs-Emerg Food	-64,045.09		
RCPT	Receipt	0.00	275,612.29	
WARR	Warrants	269,892.86	0.00	
				-69,764.52
FWF3000	DHS-DCCECE-Sp Nutrition Prq	-1,710,086.68		
RCPT	Receipt	0.00	33,070,169.19	
WARR	Warrants	34,778,141.77	0.00	
				-2,114.10
FWF3400	County Oprs-Emerg Assist	-445,778.43		
RCPT	Receipt	0.00	7,763,587.83	
RXFR	Transfer (Regular)	1,696,800.34	384,626.12	
WARR	Warrants	6,275,116.00	0.00	
				-622,076.04
FWF4400	County Oprs-Vietnamese Refg	-106,599.61		
RCPT	Receipt	0.00	1,863.00	
WARR	Warrants	1,539.00	0.00	
				-106,923.61
FWF5400	DHS-Crippled Children	-249,060.33		
RXFR	Transfer (Regular)	0.00	517,057.40	
WARR	Warrants	472,361.63	0.00	
				-293,756.10
FWF6900	DHS-DCCECE-Childhood Gar	-1,627,935.69		
RCPT	Receipt	0.00	11,060,118.02	
RXFR	Transfer (Regular)	600.00	414,969.83	
WARR	Warrants	11,729,187.09	0.00	
				-1,373,236.45
FWS0000	Fed Grants Workforce Svs (08	-28,337.06		
RCPT	Receipt	0.00	996,765.70	
RXFR	Transfer (Regular)	43,728.06	0.00	
WARR	Warrants	981,374.70	0.00	
				0.00

Fund Transaction by Type

Start Date:7/1/16 End Date:12/30/16

Fund	Fund Description	Beginning Balance		Ending Balance
Type	Type Description	Debits	Credits	
FYP0000	Dept of Envir Quality-Fed	-1,737,113.25		
RCPT	Receipt	0.00	2,923,225.44	
RXFR	Transfer (Regular)	2,134,690.98	442.02	
WARR	Warrants	1,206,739.94	0.00	
				-1,319,349.79
GAD0000	General Rev Allotment Reserv	-184,360,258.22		
RXFR	Transfer (Regular)	12,266,651.49	6,255,883.94	
				-178,349,490.67
GADHOLD	GR Allot Reserve Set Aside	0.00		
RXFR	Transfer (Regular)	6,263,986.06	6,326,473.52	
				-62,487.46
GPR0100	AR Real Property Reappraisal	0.00		
RXFR	Transfer (Regular)	0.00	7,268,689.69	
WARR	Warrants	7,268,689.69	0.00	
				0.00
HAD0000	AR Agriculture Dept §19-5-302	0.00		
AXFR	Advance Transfer	0.00	6,466,000.00	
GDIS	Distribution (General Fund)	0.00	2,239,941.85	
RXFR	Transfer (Regular)	9,404,228.95	1,013,644.07	
				-315,356.97
HAD0100	AAD ALPC §19-5-302(14)	-9,038.78		
RXFR	Transfer (Regular)	1,442,630.33	1,882,426.96	
WARR	Warrants	323,035.20	0.00	
				-125,800.21
HAD0200	AAD AFC §19-5-302(14)	-54,095.91		
RCPT	Receipt	0.00	218.14	
RXFR	Transfer (Regular)	3,103,244.31	4,717,807.37	
WARR	Warrants	1,637,921.08	5,180.38	
				-36,136.41
HAD0300	AAD PB §19-5-302(14)	-64,944.03		
RCPT	Receipt	0.00	100.00	
RXFR	Transfer (Regular)	948,738.95	1,312,791.70	
WARR	Warrants	326,904.94	0.00	
				-102,191.84
HAD0400	AAD Secretary Office (0400)	-54,148.15		
RCPT	Receipt	0.00	76.11	
RXFR	Transfer (Regular)	623,599.48	654,923.44	
WARR	Warrants	77,659.05	0.00	
				-7,889.17
HCA0000	ADC Inmate Care/Custody	0.00		
AXFR	Advance Transfer	5,000,000.00	100,500,000.00	
GDIS	Distribution (General Fund)	0.00	73,918,285.05	
RXFR	Transfer (Regular)	211,739,669.24	60,549,827.91	
				-18,228,443.72
HCA0100	ADC Inmate Care/Custody	-4,854,115.03		
RCPT	Receipt	0.00	1,027,263.22	
RXFR	Transfer (Regular)	97,758,270.31	167,350,455.53	
WARR	Warrants	72,660,579.04	0.00	
				-2,812,984.43
HCP0000	Dept Community Correction	0.00		
AXFR	Advance Transfer	0.00	26,096,000.00	

Fund Transaction by Type

Start Date:7/1/16 End Date:12/30/16

Fund	Fund Description	Beginning Balance		Ending Balance
Type	Type Description	Debits	Credits	
GDIS	Distribution (General Fund)	0.00	13,463,048.26	
RXFR	Transfer (Regular)	49,095,841.91	10,970,113.62	
				-1,433,319.97
HCP0100	Dept Community Correction	-705,358.09		
RCPT	Receipt	0.00	139,454.24	
RXFR	Transfer (Regular)	25,903,329.48	38,878,901.12	
WARR	Warrants	12,795,610.54	0.00	
				-1,024,773.43
HCP0400	Public Safety Plan (0485)	-5,355,493.49		
RXFR	Transfer (Regular)	874,764.56	4,284,794.87	
WARR	Warrants	1,434,466.35	0.00	
				-7,331,057.45
HEG0000	Higher Education Grants	-14,823,303.56		
GDIS	Distribution (General Fund)	0.00	20,137,898.51	
RXFR	Transfer (Regular)	27,026,500.00	5,914,008.70	
				-13,848,710.77
HEG0100	HE Dentistry Scholarships	-230.66		
RXFR	Transfer (Regular)	0.00	2,097,000.00	
WARR	Warrants	2,095,950.00	0.00	
				-1,280.66
HEG0300	HE Optometry Scholarships	-400.00		
RXFR	Transfer (Regular)	0.00	325,000.00	
WARR	Warrants	222,500.00	0.00	
				-102,900.00
HEG0400	HE Veterinary Scholarships	-460.00		
RXFR	Transfer (Regular)	0.00	638,000.00	
WARR	Warrants	638,070.00	0.00	
				-390.00
HEG0600	HE Chiropractic Scholarship	-6,704.00		
RCPT	Receipt	0.00	3,334.00	
RXFR	Transfer (Regular)	0.00	51,000.00	
WARR	Warrants	54,169.00	0.00	
				-6,869.00
HEG0700	HE Podiatry Scholarships	-150.00		
RXFR	Transfer (Regular)	0.00	18,000.00	
WARR	Warrants	6,050.00	0.00	
				-12,100.00
HEG0800	HE Osteopathy Scholarships	-50.00		
RXFR	Transfer (Regular)	0.00	10,000.00	
WARR	Warrants	7,500.00	0.00	
				-2,550.00
HEG7022	HE Teacher Retraining	-324,546.37		
RXFR	Transfer (Regular)	0.00	28,000.00	
WARR	Warrants	340,387.27	0.00	
				-12,159.10
HEG7024	HE National Guard Tuition	-25,851.80		
RCPT	Receipt	0.00	10,693.45	
RXFR	Transfer (Regular)	0.00	604,500.00	
WARR	Warrants	637,364.00	0.00	
				-3,681.25

Fund Transaction by Type

Start Date:7/1/16 End Date:12/30/16

Fund	Fund Description	Beginning Balance	Ending Balance
Type	Type Description	Debits	Credits
HEG7029	HE AR Geo Minority Teacher	-137.37	
RXFR	Transfer (Regular)	0.00	55,500.00
WARR	Warrants	55,500.00	0.00
			-137.37
HEG7030	HE POW/MIA Depend Scholar	-10,153.55	
RCPT	Receipt	0.00	30.00
RXFR	Transfer (Regular)	0.00	445,000.00
WARR	Warrants	283,240.84	0.00
			-171,942.71
HEG7034	HE Dependents Law Enforcem	-8,412.54	
RCPT	Receipt	0.00	25.00
RXFR	Transfer (Regular)	0.00	105,000.00
WARR	Warrants	108,159.45	0.00
			-5,278.09
HEG7036	HE Academic Challenge	-1,208.59	
RXFR	Transfer (Regular)	0.00	10,000,000.00
WARR	Warrants	10,000,000.00	0.00
			-1,208.59
HEG7037	HE Governors Scholar Prog	-2,402.04	
RCPT	Receipt	0.00	881.00
RXFR	Transfer (Regular)	0.00	8,039,000.00
WARR	Warrants	8,040,853.37	0.00
			-1,429.67
HEG7038	HE Workforce Improvement	-152.16	
RCPT	Receipt	0.00	64,977.96
RXFR	Transfer (Regular)	0.00	910,000.00
WARR	Warrants	963,823.00	0.00
			-11,307.12
HEG7040	HE SURF § 19-5-302(11)	-23,968.89	
RCPT	Receipt	0.00	28,880.15
			-52,849.04
HEG7042	HE Opportunities Act 1229/07	-5,205.69	
RCPT	Receipt	0.00	4,354.00
RXFR	Transfer (Regular)	0.00	3,345,000.00
WARR	Warrants	3,349,148.00	0.00
			-5,411.69
HEG7043	Washington Ctr Scholar Act 1:	0.00	
RXFR	Transfer (Regular)	0.00	6,000.00
WARR	Warrants	6,000.00	0.00
			0.00
HEG7044	ADHE WEB BASED APP (0700	-183.70	
RXFR	Transfer (Regular)	0.00	50,000.00
WARR	Warrants	9,369.08	0.00
			-40,814.62
HEG7045	Single Parent Schol 1116/09	0.00	
RXFR	Transfer (Regular)	0.00	175,000.00
WARR	Warrants	175,000.00	0.00
			0.00
HEG7047	Scholarship Adm 1116/09	-287,427.49	
RCPT	Receipt	0.00	436,998.75
RXFR	Transfer (Regular)	119,279.23	0.00

Fund Transaction by Type

Start Date:7/1/16 End Date:12/30/16

Fund	Fund Description	Beginning Balance		Ending Balance
Type	Type Description	Debits	Credits	
WARR	Warrants	177,573.29	0.00	
				-427,573.72
HG7048	ADHE-State Teacher ED (0700)	-47,892.52		
RCPT	Receipt	0.00	30,877.11	
RXFR	Transfer (Regular)	0.00	49,500.00	
WARR	Warrants	109,000.00	0.00	
				-19,269.63
HGA0000	Parks & Tourism	0.00		
AXFR	Advance Transfer	0.00	8,263,000.00	
GDIS	Distribution (General Fund)	0.00	2,509,750.98	
RXFR	Transfer (Regular)	11,135,023.99	784,400.23	
				-422,127.22
HGA0100	Parks & Tourism	-49,587.18		
RCPT	Receipt	0.00	1,840.90	
RXFR	Transfer (Regular)	9,046,777.67	10,504,798.86	
WARR	Warrants	962,238.99	0.00	
				-547,210.28
HGA0200	Parks & Tourism History Comi	-53,777.40		
RXFR	Transfer (Regular)	8,589.52	4,203.00	
WARR	Warrants	48,602.90	0.00	
				-787.98
HLP0101	Livestock & Poultry § 19-5-302	-2,557.55		
WARR	Warrants	1,315.97	0.00	
				-1,241.58
HMA0000	Dept Environmental Quality	0.00		
GDIS	Distribution (General Fund)	0.00	2,139,813.88	
RXFR	Transfer (Regular)	1,758,017.76	0.00	
				-381,796.12
HMA0100	Dept Environmental Quality	-785,884.33		
RCPT	Receipt	0.00	10,471.00	
RXFR	Transfer (Regular)	1,850,473.27	1,771,514.44	
WARR	Warrants	466,546.65	0.00	
				-250,849.85
HMA0200	ADEQ G&F (930)	-522,765.71		
RXFR	Transfer (Regular)	90,658.81	340,000.00	
WARR	Warrants	17,856.45	0.00	
				-754,250.45
HMD0000	State Military Dept	-10,045.61		
AXFR	Advance Transfer	0.00	3,138,000.00	
GDIS	Distribution (General Fund)	0.00	1,606,281.06	
RXFR	Transfer (Regular)	5,388,251.01	806,422.30	
				-172,497.96
HMD0100	State Military Dept	-111,104.05		
RCPT	Receipt	0.00	68,144.22	
RXFR	Transfer (Regular)	1,663,634.11	2,759,410.99	
WARR	Warrants	1,137,444.04	0.00	
				-137,581.11
HMD0200	State Military Dept CSTP	-159,326.62		
RCPT	Receipt	0.00	74.41	
RXFR	Transfer (Regular)	1,121,030.04	1,623,017.22	
WARR	Warrants	553,810.62	0.00	

Fund Transaction by Type

Start Date:7/1/16 End Date:12/30/16

Fund	Fund Description	Beginning Balance		Ending Balance
Type	Type Description	Debits	Credits	
				-107,577.59
HMD0300	State Military Dept YCP	-242,912.99		
RCPT	Receipt	0.00	15,625.00	
RXFR	Transfer (Regular)	317,840.37	428,359.16	
WARR	Warrants	345,411.53	0.00	
				-23,645.25
HMD0400	State Military Dept NGCallup	-34,487.65		
RCPT	Receipt	0.00	2,825.15	
RXFR	Transfer (Regular)	91,991.54	122,762.98	
WARR	Warrants	67,816.76	0.00	
				-267.48
HOA0000	Dept Economic Development	-520,459.53		
GDIS	Distribution (General Fund)	0.00	5,369,657.26	
RXFR	Transfer (Regular)	6,200,903.74	1,268,867.61	
				-958,080.66
HOA0100	Dept Economic Development	-2,455,469.65		
RCPT	Receipt	0.00	3,312.76	
RXFR	Transfer (Regular)	3,633,117.33	4,933,067.38	
WARR	Warrants	1,950,674.19	0.00	
				-1,808,058.27
HQA0000	Higher Education	-165,798.04		
AXFR	Advance Transfer	0.00	100,000.00	
GDIS	Distribution (General Fund)	0.00	1,610,562.63	
RXFR	Transfer (Regular)	1,593,473.65	22,319.98	
				-305,207.00
HQA0100	Higher Education	-413,258.31		
RCPT	Receipt	0.00	139.52	
RXFR	Transfer (Regular)	1,499,410.82	2,096,670.67	
WARR	Warrants	692,170.79	0.00	
				-318,486.89
HQA0300	HE Recruitment Coordinator	-22.05		
RXFR	Transfer (Regular)	37,221.31	75,044.10	
WARR	Warrants	8.03	0.00	
				-37,836.81
HQA0400	ADHE NonRevenue (0700)	-1,577,357.39		
RCPT	Receipt	0.00	28,100.00	
RXFR	Transfer (Regular)	500,000.00	479,136.99	
				-1,584,594.38
HRA0000	Dept AR Heritage	-248,165.00		
AXFR	Advance Transfer	250,000.00	3,366,000.00	
GDIS	Distribution (General Fund)	0.00	1,129,657.36	
RXFR	Transfer (Regular)	4,795,661.38	599,587.12	
				-297,748.10
HRA0101	DAH Central	-11,889.96		
RCPT	Receipt	0.00	90.00	
RXFR	Transfer (Regular)	657,727.31	934,360.66	
WARR	Warrants	285,646.18	0.00	
				-2,967.13
HRA0201	DAH AAC General Revenue	-6,004.53		
RXFR	Transfer (Regular)	9,095.05	3,659.80	
WARR	Warrants	569.28	0.00	

Fund Transaction by Type

Start Date:7/1/16 End Date:12/30/16

Fund	Fund Description	Beginning Balance	Ending Balance	
Type	Type Description	Debits	Credits	
				0.00
HRA0210	DAH AAC Gen Rev (0865)			
				0.00
RXFR	Transfer (Regular)	188,150.71	273,488.80	
WARR	Warrants	83,679.43	0.00	
				-1,658.66
HRA0301	DAH Old State House			
				-4,372.42
RXFR	Transfer (Regular)	5,858.80	2,915.72	
WARR	Warrants	1,429.34	0.00	
				0.00
HRA0310	DAH Old State House (0865)			
				0.00
RXFR	Transfer (Regular)	463,230.87	585,482.78	
WARR	Warrants	112,879.74	0.00	
				-9,372.17
HRA0401	DAH Natural Heritage			
				-1,447.90
RXFR	Transfer (Regular)	2,299.72	1,068.88	
WARR	Warrants	217.06	0.00	
				0.00
HRA0403	DAH-NHC Gas Royalties (088)			
				-742,428.71
RXFR	Transfer (Regular)	742,428.71	0.00	
				0.00
HRA0410	DAH Natural Heritage (0865)			
				0.00
RXFR	Transfer (Regular)	220,265.99	282,136.78	
WARR	Warrants	46,136.47	0.00	
				-15,734.32
HRA0430	DAH-NHC Gas Royal (0865)			
				0.00
RCPT	Receipt	0.00	79,060.70	
RXFR	Transfer (Regular)	1,810.96	742,428.71	
SDIS	Distribution (Special Fund)	0.00	76,530.76	
SPEC	Special Reversing Entry	79,060.70	0.00	
WARR	Warrants	126,392.32	0.00	
				-690,756.19
HRA0501	DAH AR Territorial Capitol			
				-9,365.54
RXFR	Transfer (Regular)	9,365.54	0.00	
				0.00
HRA0510	DAH AR Terr Capital (0865)			
				0.00
RXFR	Transfer (Regular)	392,377.66	483,529.69	
WARR	Warrants	88,894.53	0.00	
				-2,257.50
HRA0610	DAH-Hist Comm-GR (0865)			
				0.00
RCPT	Receipt	0.00	12,500.00	
RXFR	Transfer (Regular)	492,756.25	794,341.57	
SDIS	Distribution (Special Fund)	0.00	12,300.00	
SPEC	Special Reversing Entry	12,500.00	0.00	
WARR	Warrants	307,792.33	0.00	
				-6,092.99
HRA0801	DAH Delta Cultural Center			
				-20,736.97
RXFR	Transfer (Regular)	37,985.72	18,976.52	
WARR	Warrants	1,727.77	0.00	
				0.00
HRA0810	DAH Delta Cultural (0865)			
				0.00

Fund Transaction by Type

Start Date:7/1/16 End Date:12/30/16

Fund	Fund Description	Beginning Balance		Ending Balance
Type	Type Description	Debits	Credits	
RXFR	Transfer (Regular)	228,220.08	324,019.11	
WARR	Warrants	87,703.31	0.00	
				-8,095.72
HRA0901	DAH Mosaic Templar Cultural	-24,023.65		
RXFR	Transfer (Regular)	39,614.94	19,474.97	
WARR	Warrants	3,383.68	0.00	
				-500.00
HRA0910	DAH Mosaic Templars (0865)	0.00		
RXFR	Transfer (Regular)	257,176.84	372,280.20	
WARR	Warrants	109,264.93	0.00	
				-5,838.43
HSA0000	Department of Labor	0.00		
AXFR	Advance Transfer	0.00	574,000.00	
GDIS	Distribution (General Fund)	0.00	1,050,195.17	
RXFR	Transfer (Regular)	1,716,761.37	382,363.09	
				-289,796.89
HSA0100	Department of Labor	-15,670.96		
RCPT	Receipt	0.00	841.98	
RXFR	Transfer (Regular)	1,217,919.13	1,635,592.25	
WARR	Warrants	407,883.61	0.00	
				-26,302.45
HSC0000	State Central Services	-28,227,291.78		
CTAX	Claims & Taxes	18,991.56	2,482.47	
DXFR	Transfer (Deduction)	0.00	85,840,748.60	
RADJ	Receipt Adjustment	422,577.00	420,071.05	
RCPT	Receipt	0.00	7,333,945.91	
RXFR	Transfer (Regular)	120,979,138.54	18,500,679.37	
SDIS	Distribution (Special Fund)	0.00	5,629,215.84	
SPEC	Special Reversing Entry	6,239,111.62	423,806.00	
				-18,718,422.30
HSC0200	State Central Services House	-157,388.53		
RCPT	Receipt	0.00	834.53	
RXFR	Transfer (Regular)	1,030,882.01	1,501,445.54	
WARR	Warrants	293,963.15	0.00	
				-334,823.44
HSC0500	State Central Svcs Senate	-271,717.03		
RXFR	Transfer (Regular)	729,323.81	902,259.00	
WARR	Warrants	110,573.10	0.00	
				-334,079.12
HSC0900	St Cent Serv-Legislative Audit	-4,807,196.46		
RCPT	Receipt	0.00	3,803.93	
RXFR	Transfer (Regular)	14,074,866.80	11,450,419.09	
WARR	Warrants	1,741,468.42	0.00	
				-445,084.26
HSC1100	State Central Svcs Leg Council	-264,504.81		
RXFR	Transfer (Regular)	4,679,106.76	6,112,346.03	
WARR	Warrants	1,429,417.94	0.00	
				-268,326.14
HSC1200	State Central Svcs Leg Council	-125,593.96		
RXFR	Transfer (Regular)	0.00	500,000.00	
WARR	Warrants	520,171.53	0.00	

Fund Transaction by Type

Start Date:7/1/16 End Date:12/30/16

Fund	Fund Description	Beginning Balance		Ending Balance
Type	Type Description	Debits	Credits	
				-105,422.43
HSC1400	State Ctl Svc Gov Mansion Co	-45,101.01		
RCPT	Receipt	0.00	75.64	
RXFR	Transfer (Regular)	323,080.61	575,220.37	
WARR	Warrants	200,959.84	0.00	
				-96,356.57
HSC1800	State Central Svcs Appeals	-74,269.83		
RXFR	Transfer (Regular)	1,633,693.15	1,950,007.50	
WARR	Warrants	302,621.95	0.00	
				-87,962.23
HSC2300	AOC Judicial	-474,677.89		
RCPT	Receipt	0.00	77,059.91	
RXFR	Transfer (Regular)	3,242,020.18	9,582,555.86	
WARR	Warrants	5,806,496.80	0.00	
				-1,085,776.68
HSC2800	Prosecuting Coordinator	-23,328.21		
RXFR	Transfer (Regular)	423,044.69	575,000.00	
WARR	Warrants	91,481.23	0.00	
				-83,802.29
HSC3001	DFA Revenue Division Operati	-1,761,183.28		
CTAX	Claims & Taxes	31.94	0.00	
RADJ	Receipt Adjustment	30.46	0.00	
RCPT	Receipt	0.00	329,604.00	
RXFR	Transfer (Regular)	28,354,164.81	44,019,232.94	
SDIS	Distribution (Special Fund)	0.00	3,691,577.23	
SPEC	Special Reversing Entry	3,813,612.84	0.00	
WARR	Warrants	14,985,296.76	0.00	
				-2,648,460.64
HSC3200	AR Supreme Court	-221,419.18		
RCPT	Receipt	0.00	3,848.28	
RXFR	Transfer (Regular)	1,604,834.54	2,053,892.72	
WARR	Warrants	401,957.07	0.00	
				-272,368.57
HSC3400	St Centl Serv-Gov Office-(034)	-270,853.44		
RXFR	Transfer (Regular)	1,867,055.95	2,050,101.61	
WARR	Warrants	303,925.37	0.00	
				-149,973.73
HSC3600	Claims Commission	-49,233.52		
RXFR	Transfer (Regular)	198,410.11	275,000.00	
WARR	Warrants	73,690.12	0.00	
				-52,133.29
HSC3701	PDC Trial Officers	-118,629.05		
RCPT	Receipt	0.00	161.28	
RXFR	Transfer (Regular)	8,538,075.80	9,845,108.80	
WARR	Warrants	916,493.47	0.00	
				-509,329.86
HSC3702	PDC User Fees	-2,086,097.56		
COFF	Checks Charged Off	2,920.00	0.00	
RCPT	Receipt	0.00	1,272,346.94	
RXFR	Transfer (Regular)	563,620.90	150.75	
SDIS	Distribution (Special Fund)	0.00	450.12	

Fund Transaction by Type

Start Date:7/1/16 End Date:12/30/16

Fund	Fund Description	Beginning Balance		Ending Balance
Type	Type Description	Debits	Credits	
SPEC	Special Reversing Entry	465.00	0.00	
WARR	Warrants	444,821.23	0.00	
				-2,347,218.24
HSC3704	PDC Administration	-60,944.29		
RXFR	Transfer (Regular)	825,583.69	1,600,000.00	
WARR	Warrants	466,930.24	0.00	
				-368,430.36
HSC3705	PDC Juvenile Omnibudsmen	-13,934.18		
RXFR	Transfer (Regular)	41,751.19	91,610.00	
WARR	Warrants	2,601.91	0.00	
				-61,191.08
HSC5100	Lt Governors Office	-90,886.10		
RCPT	Receipt	0.00	258.89	
RXFR	Transfer (Regular)	20,008.33	115,056.25	
WARR	Warrants	122,774.25	0.00	
				-63,418.66
HSC5300	Attorney General	-105,843.55		
RCPT	Receipt	0.00	53,791.20	
RXFR	Transfer (Regular)	5,698,262.85	7,879,836.91	
WARR	Warrants	1,940,274.10	0.00	
				-400,934.71
HSC5900	Auditor of the State	-808,877.70		
RCPT	Receipt	0.00	763.37	
RXFR	Transfer (Regular)	1,261.78	11,523,707.25	
WARR	Warrants	11,370,989.83	0.00	
				-961,096.71
HSC6000	Land Department	-212,989.72		
RXFR	Transfer (Regular)	158.25	1,700,000.00	
WARR	Warrants	1,473,467.78	0.00	
				-439,363.69
HSC6101	St Cent Serv-DFA Adm Svcs-(6	-1,248,839.35		
RCPT	Receipt	0.00	5,271.56	
RXFR	Transfer (Regular)	10,604,333.16	12,522,397.60	
WARR	Warrants	2,559,681.48	0.00	
				-612,493.87
HSC6102	DFA Management Services IT	-1,122,124.62		
RCPT	Receipt	0.00	20,394.85	
RXFR	Transfer (Regular)	21,642.73	11,504,529.49	
WARR	Warrants	9,921,984.22	0.00	
				-2,703,422.01
HSC6199	DFA MCF Balance Transfer	0.00		
RXFR	Transfer (Regular)	5,000,000.00	49,721,065.31	
				-44,721,065.31
HSC6300	Secretary of the State	-2,902,091.72		
RCPT	Receipt	0.00	211,983.35	
RXFR	Transfer (Regular)	842.40	8,600,949.00	
WARR	Warrants	10,979,404.78	0.00	
				-734,776.89
HSC6900	Treasurer of the State	-382,161.89		
RCPT	Receipt	0.00	237.23	
RXFR	Transfer (Regular)	1,220,050.86	2,250,111.99	

Fund Transaction by Type

Start Date:7/1/16 End Date:12/30/16

Fund	Fund Description	Beginning Balance		Ending Balance
Type	Type Description	Debits	Credits	
WARR	Warrants	1,024,304.13	0.00	
				-388,156.12
HTD0100	Tax Division Fund-Oper	-1,730,699.10		
RXFR	Transfer (Regular)	414,853.11	385,741.89	
WARR	Warrants	122,863.28	0.00	
				-1,578,724.60
HUA0000	Miscellaneous Agencies	-3,015,026.57		
AXFR	Advance Transfer	0.00	18,593,000.00	
GDIS	Distribution (General Fund)	0.00	11,911,065.63	
RXFR	Transfer (Regular)	38,338,565.35	10,542,803.84	
				-5,723,330.69
HUA0101	Council State Govts Dues	0.00		
RXFR	Transfer (Regular)	0.00	124,322.00	
WARR	Warrants	124,322.00	0.00	
				0.00
HUA0102	Natl Conf State Legislators	0.00		
RXFR	Transfer (Regular)	0.00	158,172.00	
WARR	Warrants	158,172.00	0.00	
				0.00
HUA0103	Nat'l Center State Courts	0.00		
RXFR	Transfer (Regular)	0.00	133,182.00	
WARR	Warrants	133,182.00	0.00	
				0.00
HUA0104	Nat'l Assoc Budget Officers	0.00		
RXFR	Transfer (Regular)	0.00	19,000.00	
WARR	Warrants	19,000.00	0.00	
				0.00
HUA0106	Nat'l Governors Assoc Center	0.00		
RXFR	Transfer (Regular)	0.00	83,800.00	
WARR	Warrants	83,800.00	0.00	
				0.00
HUA0107	Southern States Energy Bd	0.00		
RXFR	Transfer (Regular)	0.00	31,027.00	
WARR	Warrants	31,027.00	0.00	
				0.00
HUA0108	Interstate Mining Compact	0.00		
RXFR	Transfer (Regular)	0.00	17,170.00	
WARR	Warrants	17,170.00	0.00	
				0.00
HUA0109	Nat'l Conf Insurance Leg	0.00		
RXFR	Transfer (Regular)	0.00	10,000.00	
WARR	Warrants	10,000.00	0.00	
				0.00
HUA0110	Nat'l Conf Uniform State Law	0.00		
RCPT	Receipt	0.00	180.00	
RXFR	Transfer (Regular)	0.00	44,624.32	
WARR	Warrants	44,624.32	0.00	
				-180.00
HUA0111	DHS Research Grants	0.00		
RXFR	Transfer (Regular)	693,000.00	693,000.00	

Fund Transaction by Type

Start Date:7/1/16 End Date:12/30/16

Fund	Fund Description	Beginning Balance			Ending Balance
Type	Type Description	Debits	Credits		
					0.00
HUA0112	Prostate Cancer Foundation	-10,848.29			
RXFR	Transfer (Regular)	165.37	63,849.06		
SDIS	Distribution (Special Fund)	0.00	61,645.81		
SPEC	Special Reversing Entry	63,849.06	165.37		
WARR	Warrants	62,415.56	0.00		
					-10,078.54
HUA0113	DFA-Ach Intsive Care Nrsy-(62	0.00			
RXFR	Transfer (Regular)	1,220,594.00	1,220,594.00		
					0.00
HUA0114	DFA-Low Lvl Radioactv Wst-(6	0.00			
RXFR	Transfer (Regular)	0.00	5,000.00		
WARR	Warrants	5,000.00	0.00		
					0.00
HUA0115	Planning/Development Grants	0.00			
RXFR	Transfer (Regular)	0.00	180,000.00		
WARR	Warrants	180,000.00	0.00		
					0.00
HUA0116	Interstate Metro Plan	0.00			
RXFR	Transfer (Regular)	0.00	45,000.00		
WARR	Warrants	45,000.00	0.00		
					0.00
HUA0118	Intrastate MetroPlan	0.00			
RXFR	Transfer (Regular)	0.00	45,000.00		
WARR	Warrants	45,000.00	0.00		
					0.00
HUA0119	Public Defender Central Svc	0.00			
RXFR	Transfer (Regular)	0.00	8,593.00		
WARR	Warrants	8,593.00	0.00		
					0.00
HUA0120	ACH Reproductive Health	0.00			
RXFR	Transfer (Regular)	594,000.00	594,000.00		
					0.00
HUA0121	Criminal Detention Comm	-39.90			
RXFR	Transfer (Regular)	0.00	1,414.14		
WARR	Warrants	1,369.62	0.00		
					-84.42
HUA0122	Nat'l Assoc Attorney General	0.00			
RXFR	Transfer (Regular)	0.00	39,494.00		
WARR	Warrants	39,494.00	0.00		
					0.00
HUA0124	Public Admin Consortium	0.00			
RXFR	Transfer (Regular)	0.00	37,500.00		
WARR	Warrants	37,500.00	0.00		
					0.00
HUA0125	Agri Marketing Grants	0.00			
RXFR	Transfer (Regular)	0.00	374,999.99		
WARR	Warrants	374,999.99	0.00		
					0.00
HUA0127	Museum of Discovery	0.00			

Fund Transaction by Type

Start Date:7/1/16 End Date:12/30/16

Fund	Fund Description	Beginning Balance		Ending Balance
Type	Type Description	Debits	Credits	
RXFR	Transfer (Regular)	0.00	50,000.00	
WARR	Warrants	50,000.00	0.00	
				0.00
HUA0128	ACH Burn Ctr Act 1290/07			0.00
RXFR	Transfer (Regular)	990,000.00	990,000.00	
				0.00
HUA0129	Juvenile Offenders Transport			-9,369.20
RXFR	Transfer (Regular)	0.00	55,667.04	
WARR	Warrants	60,754.09	0.00	
				-4,282.15
HUA0130	UAMS Child A/R/DV			-4,523.97
RXFR	Transfer (Regular)	0.00	26,344.20	
WARR	Warrants	26,137.44	0.00	
				-4,730.73
HUA0131	UAMS Child Welfare Restruct			0.00
RXFR	Transfer (Regular)	0.00	128,036.93	
WARR	Warrants	104,111.11	0.00	
				-23,925.82
HUA0132	Assoc General Contractors			0.00
RXFR	Transfer (Regular)	0.00	10,000.00	
WARR	Warrants	10,000.00	0.00	
				0.00
HUA0134	The Energy Council			0.00
RXFR	Transfer (Regular)	0.00	38,400.00	
WARR	Warrants	38,400.00	0.00	
				0.00
HUA0136	Fire Prevention Commission			-400.00
RXFR	Transfer (Regular)	0.00	18,130.81	
WARR	Warrants	11,610.81	0.00	
				-6,920.00
HUA0137	AR Wine Producers Council			-5,000.00
RXFR	Transfer (Regular)	0.00	5,000.00	
WARR	Warrants	10,000.00	0.00	
				0.00
HUA0138	Delta Regional Authority			0.00
RXFR	Transfer (Regular)	0.00	175,170.93	
WARR	Warrants	175,170.93	0.00	
				0.00
HUA0142	S Reg Ed Board Dues			0.00
RXFR	Transfer (Regular)	0.00	199,400.00	
WARR	Warrants	199,400.00	0.00	
				0.00
HUA0143	Multistate Tax Commission			0.00
RXFR	Transfer (Regular)	0.00	273,683.00	
WARR	Warrants	273,683.00	0.00	
				0.00
HUA0144	Federation Tax Administrator			0.00
RXFR	Transfer (Regular)	0.00	16,908.00	
WARR	Warrants	16,908.00	0.00	
				0.00

Fund Transaction by Type

Start Date:7/1/16 End Date:12/30/16

Fund	Fund Description	Beginning Balance		Ending Balance
Type	Type Description	Debits	Credits	
HUA0146	Assoc Racing Commissioners			0.00
RXFR	Transfer (Regular)	0.00	18,700.00	
WARR	Warrants	18,700.00	0.00	
				0.00
HUA0229	AR Fair Housing Commission			-16,680.11
RXFR	Transfer (Regular)	137,438.92	205,093.75	
WARR	Warrants	83,961.99	0.00	
				-372.95
HUA022F	FHC Fed Reminbursement Pro			-1,712,638.04
RXFR	Transfer (Regular)	80,864.90	34,129.40	
WARR	Warrants	28,532.60	0.00	
				-1,637,369.94
HUA0300	Disabled Veteran's Operations			-5,309.86
RXFR	Transfer (Regular)	16,829.78	16,000.00	
WARR	Warrants	2,719.48	0.00	
				-1,760.60
HUA0400	Veterans Child Welfare-Oprs-(:			-236.55
RXFR	Transfer (Regular)	51,550.26	80,000.00	
WARR	Warrants	19,776.20	0.00	
				-8,910.09
HUA0500	War Memorial Stadium Comm			-56,211.00
RXFR	Transfer (Regular)	290,702.02	615,000.00	
WARR	Warrants	335,052.94	0.00	
				-45,456.04
HUA0600	Waterways Commission Oper:			-15,252.52
RCPT	Receipt	0.00	298.19	
RXFR	Transfer (Regular)	111,714.04	135,000.00	
WARR	Warrants	32,904.30	0.00	
				-5,932.37
HUA0701	AHTD NOAA			-1,146.50
RXFR	Transfer (Regular)	1,146.50	2,561.93	
WARR	Warrants	1,677.04	0.00	
				-884.89
HUA0702	AHTD Transportation Projects			0.00
RXFR	Transfer (Regular)	0.00	346,393.00	
WARR	Warrants	346,393.00	0.00	
				0.00
HUA0800	ASTA Operating			-1,899.87
RXFR	Transfer (Regular)	1,899.87	0.00	
				0.00
HUA0801	AEDC-SciTech Oper (790)			-734,238.19
RCPT	Receipt	0.00	25,077.08	
RXFR	Transfer (Regular)	527,427.17	1,765,442.87	
WARR	Warrants	1,750,007.25	0.00	
				-247,323.72
HUA0900	Elec Comm-Oprs-(232)			-2,061,186.54
FORG	Forgery	0.00	121.33	
RCPT	Receipt	0.00	5.00	
RXFR	Transfer (Regular)	234,426.51	0.00	
WARR	Warrants	1,046,745.97	0.00	

Fund Transaction by Type

Start Date:7/1/16 End Date:12/30/16

Fund	Fund Description	Beginning Balance	Ending Balance	
Type	Type Description	Debits	Credits	
				-780,140.39
HUA1100	Spinal Cord Commission	-257,713.36		
RXFR	Transfer (Regular)	529,081.67	841,811.88	
WARR	Warrants	560,151.32	0.00	
				-10,292.25
HUA1501	UAMS Rural Med Practice	0.00		
RXFR	Transfer (Regular)	0.00	325,076.00	
WARR	Warrants	325,076.00	0.00	
				0.00
HUA1502	UAMS Rural Nursing Practice	0.00		
RXFR	Transfer (Regular)	0.00	200,000.00	
WARR	Warrants	200,000.00	0.00	
				0.00
HUA1503	UAMS Poison & Drug Info Cen	0.00		
RXFR	Transfer (Regular)	0.00	299,959.00	
WARR	Warrants	299,959.00	0.00	
				0.00
HUA1504	Ctr for Hlth Imp Act 294 '14s22	0.00		
RXFR	Transfer (Regular)	0.00	500,000.00	
WARR	Warrants	500,000.00	0.00	
				0.00
HUA1800	Martin Luther King-Gr-Oprs-(3	-6,438.51		
RXFR	Transfer (Regular)	82,612.85	130,000.00	
WARR	Warrants	34,472.71	0.00	
				-19,352.95
HUA1900	Minority Health Operating	-7,952.51		
RXFR	Transfer (Regular)	78,622.43	95,000.00	
WARR	Warrants	8,820.00	0.00	
				-15,510.08
HUA2201	DVA Veterans Services	-47,426.56		
RXFR	Transfer (Regular)	819,777.35	1,142,078.34	
WARR	Warrants	303,197.26	0.00	
				-66,530.29
HUA2203	DVA Veterans Cemetery	-19,300.02		
RXFR	Transfer (Regular)	103,459.37	175,000.00	
WARR	Warrants	79,833.69	0.00	
				-11,006.96
HUA2300	AR Ethics Commission	-32,373.90		
RXFR	Transfer (Regular)	288,037.96	368,001.50	
WARR	Warrants	60,086.00	0.00	
				-52,251.44
HUA2400	Tobacco Control Board-Oprs-(-95,895.32		
RXFR	Transfer (Regular)	287,882.99	366,247.50	
WARR	Warrants	159,410.85	0.00	
				-14,848.98
HUA2502	AEDC-Rural Srvs Div (790)	-178,343.37		
RCPT	Receipt	0.00	123.28	
RXFR	Transfer (Regular)	996,012.23	876,000.00	
WARR	Warrants	40,487.49	0.00	
				-17,966.93

Fund Transaction by Type

Start Date:7/1/16 End Date:12/30/16

Fund	Fund Description	Beginning Balance		Ending Balance
Type	Type Description	Debits	Credits	
HUA2503	AEDC-RS-GIF Admn Fee (790)			
WARR	Warrants	94.08	0.00	
				-52,350.14
HUA2600	State Building Authority			
RXFR	Transfer (Regular)	65.52	0.00	
				0.00
HUA2601	DFA Building Auth (615)			
RXFR	Transfer (Regular)	1,214,420.36	1,001,066.27	
WARR	Warrants	97,755.60	0.00	
				-40,639.94
HUA2700	Capitol Zoning Commission			
RXFR	Transfer (Regular)	105,545.63	139,000.00	
WARR	Warrants	29,317.26	0.00	
				-9,115.19
HUA2800	Judicial Disc&Disabl Comm (0			
RCPT	Receipt	0.00	176.30	
RXFR	Transfer (Regular)	253,644.69	336,271.87	
WARR	Warrants	89,338.75	0.00	
				-32,927.51
HUA3100	Racing Commission			
RXFR	Transfer (Regular)	557,049.87	584,000.00	
WARR	Warrants	131,173.40	0.00	
				-36,799.28
HUA3200	Parole Board			
RXFR	Transfer (Regular)	863,592.18	1,174,577.49	
WARR	Warrants	234,527.42	0.00	
				-102,065.95
HUA3511	L/P State Show Premium § 19-			
RXFR	Transfer (Regular)	0.00	118,777.00	
WARR	Warrants	118,777.00	0.00	
				0.00
HUA3512	L/P District Premiums § 19-5-3			
RXFR	Transfer (Regular)	0.00	142,533.00	
WARR	Warrants	142,533.00	0.00	
				0.00
HUA3513	L/P County Premiums § 19-5-3			
RXFR	Transfer (Regular)	500.00	356,332.00	
WARR	Warrants	356,332.00	0.00	
				0.00
HUA3515	L/P ARSHS Rodeo Assoc § 19-			
RXFR	Transfer (Regular)	0.00	19,796.00	
WARR	Warrants	19,796.00	0.00	
				0.00
HUA3516	L/P 4 State Premiums § 19-5-3			
RXFR	Transfer (Regular)	0.00	23,755.00	
WARR	Warrants	23,755.00	0.00	
				0.00
HUA3517	L/P FFA Club Reimb § 19-5-30:			
RXFR	Transfer (Regular)	0.00	19,796.00	
WARR	Warrants	19,796.00	0.00	

Fund Transaction by Type

Start Date:7/1/16 End Date:12/30/16

Fund	Fund Description	Beginning Balance		Ending Balance
Type	Type Description	Debits	Credits	
				0.00
HUA3519	L/P 4H Club § 19-5-302(9)			0.00
RXFR	Transfer (Regular)	0.00	19,796.00	
WARR	Warrants	19,796.00	0.00	
				0.00
HUA3700	ACL CLEST			-59,244.02
RCPT	Receipt	0.00	4,889.25	
RXFR	Transfer (Regular)	1,033,300.06	1,680,437.64	
SDIS	Distribution (Special Fund)	0.00	111.96	
SPEC	Special Reversing Entry	115.66	0.00	
WARR	Warrants	589,096.25	0.00	
				-122,170.90
HUA3701	911 Training & Ed §19-5-302(9)			-100,145.39
RCPT	Receipt	0.00	200,785.02	
RXFR	Transfer (Regular)	30,540.72	0.00	
WARR	Warrants	42,193.66	0.00	
				-228,196.03
HUA3800	ACL GR Operations			-422,563.11
RCPT	Receipt	0.00	816,548.99	
RXFR	Transfer (Regular)	3,884,770.12	4,338,172.61	
SDIS	Distribution (Special Fund)	0.00	770,131.27	
SPEC	Special Reversing Entry	795,590.15	0.00	
WARR	Warrants	1,254,459.57	0.00	
				-412,596.14
HUA4000	ADEM			-3,666.40
RXFR	Transfer (Regular)	46.57	0.00	
				-3,619.83
HUA4024	EMP General Revenue (0995)			0.00
RXFR	Transfer (Regular)	300,000.00	300,000.00	
				0.00
HUA4029	EmerMgmt Per GRT (0995)			-21.43
RXFR	Transfer (Regular)	21.43	0.00	
				0.00
HUA4032	EMPG Gen Fund 14 (0995)			-78,459.99
RCPT	Receipt	0.00	250,841.40	
RXFR	Transfer (Regular)	442,345.66	339,013.48	
WARR	Warrants	193,473.85	0.00	
				-32,495.36
HUA4033	EMPG GENERAL FUND15 (0995)			0.00
RADJ	Receipt Adjustment	0.60	0.00	
RCPT	Receipt	0.00	763,622.62	
RXFR	Transfer (Regular)	1,100,550.55	744,460.00	
WARR	Warrants	244,678.14	0.00	
				-162,853.33
HUA4060	ADEM Homeland Security GR			-1,715.66
RXFR	Transfer (Regular)	67.78	500.00	
WARR	Warrants	2,034.37	0.00	
				-113.51
HUA4080	ADEM 100% State M&R			-243.85
RXFR	Transfer (Regular)	0.00	997.50	
WARR	Warrants	39.12	0.00	

Fund Transaction by Type

Start Date:7/1/16 End Date:12/30/16

Fund	Fund Description	Beginning Balance		Ending Balance
Type	Type Description	Debits	Credits	
				-1,202.23
HUA4100	ABC Administration	-58,190.31		
RCPT	Receipt	0.00	682.79	
RXFR	Transfer (Regular)	369,116.18	425,015.75	
WARR	Warrants	78,996.13	0.00	
				-35,776.54
HUA4200	ABC Enforcement	-74,400.50		
RCPT	Receipt	0.00	34.77	
RXFR	Transfer (Regular)	567,262.71	684,000.00	
WARR	Warrants	140,794.73	0.00	
				-50,377.83
HUA4400	Geology Department	-55,201.80		
RCPT	Receipt	0.00	307.77	
RXFR	Transfer (Regular)	773,043.51	1,051,775.37	
WARR	Warrants	192,765.00	0.00	
				-141,476.43
HUA4700	HUA-Assmt Coord Dept	-2,332,227.46		
RCPT	Receipt	0.00	23.63	
RXFR	Transfer (Regular)	1,352,493.62	1,258,349.39	
WARR	Warrants	568,480.52	0.00	
				-1,669,626.34
HUA4800	ASWCC General Revenue	-99,624.96		
RCPT	Receipt	0.00	1,844.75	
RXFR	Transfer (Regular)	1,091,889.76	3,088,680.99	
WARR	Warrants	2,025,295.16	0.00	
				-72,965.78
HUA5000	Ins Dept PECD Administration	-13,369.13		
RCPT	Receipt	0.00	218.96	
RXFR	Transfer (Regular)	1,453,986.43	1,617,484.81	
WARR	Warrants	158,523.19	0.00	
				-18,563.28
HUA5100	OMIG-State (0035)	-480,840.33		
RCPT	Receipt	0.00	959.00	
RXFR	Transfer (Regular)	820,743.07	460,000.00	
WARR	Warrants	117,887.90	0.00	
				-3,168.36
HUA6100	DFA DLEP Grants	-155,536.00		
RXFR	Transfer (Regular)	155,536.00	0.00	
				0.00
HUA6101	DFA DLEP Grants	-9,707.06		
RXFR	Transfer (Regular)	9,707.06	152,750.17	
WARR	Warrants	147,665.72	0.00	
				-5,084.45
HUA6111	DDPC State (0610)	0.00		
RXFR	Transfer (Regular)	15,729.46	16,548.40	
WARR	Warrants	655.51	0.00	
				-163.43
HUA6501	Health Services Operating	-176,004.89		
RCPT	Receipt	0.00	15,062.87	
RXFR	Transfer (Regular)	140,690.70	156,000.00	
WARR	Warrants	64,859.37	0.00	

Fund Transaction by Type

Start Date:7/1/16 End Date:12/30/16

Fund	Fund Description	Beginning Balance		Ending Balance
Type	Type Description	Debits	Credits	
				-141,517.69
HUA6510	HSPA DDPC 02			
RXFR	Transfer (Regular)	8,432.75	0.00	
				0.00
HUA7001	AR Geographic Info 296/09			
RCPT	Receipt	0.00	869.00	
RXFR	Transfer (Regular)	396,739.33	612,005.25	
WARR	Warrants	200,782.82	0.00	
				-101,245.58
HUA7100	OHIT State Operations			
RXFR	Transfer (Regular)	297,671.72	308,685.56	
WARR	Warrants	311,124.72	0.00	
				-63,977.09
HUA9303	ADEQ Commission Expenses			
RXFR	Transfer (Regular)	30.24	1,000.00	
WARR	Warrants	470.78	0.00	
				-529.22
HUA9700	National Guard Museum			
RXFR	Transfer (Regular)	28,773.78	34,000.00	
WARR	Warrants	10,039.09	0.00	
				-697.27
HUA9800	Sentencing Commission			
RXFR	Transfer (Regular)	124,237.46	177,000.00	
WARR	Warrants	46,920.78	0.00	
				-23,314.77
JAA0000	Public School Fund			
AXFR	Advance Transfer	0.00	5,524,204.15	
GDIS	Distribution (General Fund)	0.00	1,065,245,658.52	
RXFR	Transfer (Regular)	1,183,660,881.24	325,991,338.46	
				-256,223,414.45
JAA0200	Public School Education			
RXFR	Transfer (Regular)	93,234,295.00	93,234,295.00	
				0.00
JAA0400	Public Sch-2dq Empl Blnkt Prq			
RXFR	Transfer (Regular)	96,740.00	96,740.00	
				0.00
JAA1001	PSF-Sae			
RCPT	Receipt	0.00	1,712.00	
RXFR	Transfer (Regular)	0.00	901,961,924.85	
WARR	Warrants	918,193,154.00	0.00	
				-706,239.10
JAA1002	PSF-Misc Programs-(500)			
RCPT	Receipt	0.00	4,474,817.62	
RXFR	Transfer (Regular)	4,489,392.42	280,000,273.18	
WARR	Warrants	264,810,203.33	0.00	
				-35,123,885.72
JAA1004	AR Public School Computer N			
RCPT	Receipt	0.00	5,961.00	
RXFR	Transfer (Regular)	1,159,024.84	8,969,927.72	
WARR	Warrants	8,471,029.75	0.00	

Fund Transaction by Type

Start Date:7/1/16 End Date:12/30/16

Fund	Fund Description	Beginning Balance		Ending Balance
Type	Type Description	Debits	Credits	
				-2,123,406.03
JAA1005	PSF-Crt Ordered Deseg-(500)		0.00	
LCRT	General Letter of Cert	0.00	41,869,079.00	
RXFR	Transfer (Regular)	0.00	19,249.00	
WARR	Warrants	35,907,031.00	0.00	
				-5,981,297.00
JAA1006	Public School Teachers Salary		-140,918.96	
RXFR	Transfer (Regular)	794,079.76	800,031.77	
SDIS	Distribution (Special Fund)	0.00	759,013.49	
SPEC	Special Reversing Entry	800,031.77	15,926.94	
				-121,779.63
JAA1009	ADE Education Renewal Zone:		-1,465,096.54	
RXFR	Transfer (Regular)	33,721.08	0.00	
WARR	Warrants	1,043,538.30	0.00	
				-387,837.16
JAA1011	PS AR Better Chance		-1,049,174.11	
RCPT	Receipt	0.00	15.25	
RXFR	Transfer (Regular)	1,998,000.00	72,266,500.00	
WARR	Warrants	63,250,709.20	0.00	
				-8,066,980.16
JAA1014	ERATE Credits - DIS (0500)		-350,566.97	
RCPT	Receipt	0.00	119,360.75	
RXFR	Transfer (Regular)	469,927.72	0.00	
				0.00
JAA1018	OE Charter Fac (0500)		-416,672.00	
RXFR	Transfer (Regular)	833,334.00	5,000,000.00	
WARR	Warrants	1,666,660.00	0.00	
				-2,916,678.00
JSL0000	State Library		-93,312.42	
GDIS	Distribution (General Fund)	0.00	2,335,942.35	
RXFR	Transfer (Regular)	25,000.00	1,025,000.00	
WARR	Warrants	2,809,853.00	0.00	
				-619,401.77
JWE0000	Public Sch-Career Ed		0.00	
GDIS	Distribution (General Fund)	0.00	16,085,400.08	
RXFR	Transfer (Regular)	13,460,969.07	245,605.19	
				-2,870,036.20
JWE0200	PSF for AR Works		-30,655.96	
RXFR	Transfer (Regular)	22,856.76	242,000.00	
WARR	Warrants	79,319.66	0.00	
				-170,479.54
JWE0300	Public Sch-Workforce Ed		-2,890,144.49	
RCPT	Receipt	0.00	67,960.38	
RXFR	Transfer (Regular)	1,374,660.93	7,364,668.79	
WARR	Warrants	6,514,121.48	0.00	
				-2,433,991.25
JWE0500	Public Sch-Workforce Ed		-1,770,783.88	
RXFR	Transfer (Regular)	0.00	11,415,363.88	
WARR	Warrants	11,930,423.75	0.00	
				-1,255,724.01

Fund Transaction by Type

Start Date:7/1/16 End Date:12/30/16

Fund	Fund Description	Beginning Balance		Ending Balance
Type	Type Description	Debits	Credits	
KBH5604	82nd Proj-1CM Dig Network	-72,534.49		
WARR	Warrants	72,534.49	0.00	0.00
KBJ5601	83rd Ses Proj-4bj Satellite Bd	-73,547.72		
WARR	Warrants	73,547.72	0.00	0.00
KBM0000	86th Legislative GIF §19-5-100	0.00		
RXFR	Transfer (Regular)	16,429.32	16,429.32	0.00
KBM450K	Illinois River	-1,475,751.81		
WARR	Warrants	2,840.00	0.00	-1,472,911.81
KBM745S	Mental Health Ctrs	-16,429.00		
RXFR	Transfer (Regular)	16,429.00	0.00	0.00
KBM751Z	City/County Grants	-952,913.52		
WARR	Warrants	161,810.85	0.00	-791,102.67
KBM752H	Constr/Maint	-0.32		
RXFR	Transfer (Regular)	0.32	0.00	0.00
KBMB53V	ADA Requirements	-59,127.07		
WARR	Warrants	45,676.52	0.00	-13,450.55
KBN0000	87th Legislative GIF 1443/09	0.00		
RXFR	Transfer (Regular)	10,846.81	10,846.81	0.00
KBN669Q	AR Fallen Fire Mem87 1443/09	-48,868.02		
WARR	Warrants	11,749.04	0.00	-37,118.98
KBN762S	CMHC Uncomp Care-87 1443/09	-7,765.98		
RXFR	Transfer (Regular)	7,765.98	0.00	0.00
KBN762Z	BH-PrevTrt Prg/Cnt87 1443/09	-580.83		
RXFR	Transfer (Regular)	580.83	0.00	0.00
KBN766T	BH-Cmty Dev Progs-87 1443/09	-2,500.00		
RXFR	Transfer (Regular)	2,500.00	0.00	0.00
KBP0000	88th Session Leg GIF§19-5-100	0.00		
RXFR	Transfer (Regular)	1,600.00	1,600.00	0.00
KBP191Y	Auto Body Building	-70,000.00		
WARR	Warrants	70,000.00	0.00	0.00
KBP5F60	GR Reclaimed FY12 (0522)	-2,058.82		
WARR	Warrants	2,058.52	0.00	-0.30
KBP795Y	Realty Improvements	-80,000.00		
WARR	Warrants	80,000.00	0.00	

Fund Transaction by Type

Start Date:7/1/16 End Date:12/30/16

Fund	Fund Description	Beginning Balance		Ending Balance
Type	Type Description	Debits	Credits	
				0.00
KBP796G	Training Incentives	-4,000.00		
RXFR	Transfer (Regular)	1,600.00	0.00	
WARR	Warrants	2,400.00	0.00	0.00
KBP996A	Realty Improvements	-3,164,390.66		
WARR	Warrants	27,246.90	0.00	-3,137,143.76
KBQ0000	89th Session GIF Leg 19-5-100	0.00		
RXFR	Transfer (Regular)	11,684.71	11,684.71	0.00
KBQ1H58	NWACC Deferred Maintenance	-1,411.04		
RXFR	Transfer (Regular)	1,411.04	0.00	0.00
KBQ1I80	UALR Nanotechnology Cter	-173,276.51		
WARR	Warrants	161,494.24	0.00	-11,782.27
KBQ1J08	UAFS Const/Maint/Library	-33,687.30		
WARR	Warrants	33,687.30	0.00	0.00
KBQ1J14	NWACC Const/Maint/Library	-4,339.71		
RXFR	Transfer (Regular)	4,339.71	0.00	0.00
KBQ1J32	UACCH Const/Maint/Library	-170,897.97		
WARR	Warrants	127,454.87	0.00	-43,443.10
KBQ1J34	PCCUA Const/Maint/Library	0.00		
RXFR	Transfer (Regular)	0.00	162,322.00	
WARR	Warrants	162,322.00	0.00	0.00
KBQ1J64	ASUN MAked Tree Grounds	0.00		
RXFR	Transfer (Regular)	0.00	100,734.00	-100,734.00
KBQ1L25	SAU Tech Auto Body Shop Blk	-57,500.00		
WARR	Warrants	57,500.00	0.00	0.00
KBQ1L26	SAU Tech Environ Training Ac	-15,000.00		
WARR	Warrants	15,000.00	0.00	0.00
KBQ2G62	Tobacco Ctl Bd Comprehensiv	-13,015.00		
WARR	Warrants	13,015.00	0.00	0.00
KBQ3J38	DVA Purch/Const/Equip Vet H	-423,096.17		
WARR	Warrants	24,452.85	0.00	-398,643.32
KBQ3J41	A A Housing Trust	-384,461.00		
WARR	Warrants	66,731.00	0.00	-317,730.00
KBQ4G03	Agri Realty Purchases/M&R	-8.21		
RXFR	Transfer (Regular)	8.21	0.00	

Fund Transaction by Type

Start Date:7/1/16 End Date:12/30/16

Fund	Fund Description	Beginning Balance		Ending Balance
Type	Type Description	Debits	Credits	
				0.00
KBQ4G04	Agri Realty Disaster Purch/M&	-44,206.92		
WARR	Warrants	5,484.24	0.00	
				-38,722.68
KBQ4G98	ADCC Realty Purchase/M&R	-178,999.69		
RXFR	Transfer (Regular)	26,640.00	1,200.02	
WARR	Warrants	130,457.79	0.00	
				-23,101.92
KBQ4J36	ADC England School Training.	-0.01		
RXFR	Transfer (Regular)	0.01	0.00	
				0.00
KBQ5G81	CRTI Capital Project/Facilities	-398.80		
RXFR	Transfer (Regular)	255.52	0.00	
WARR	Warrants	143.28	0.00	
				0.00
KBQ5H12	AETN RealtyPurch/M&R/Grant	-285,496.40		
WARR	Warrants	33,505.36	0.00	
				-251,991.04
KBQ5H70	NWTI Capital Balance Transfe	-168,288.61		
WARR	Warrants	126,621.49	0.00	
				-41,667.12
KBQ5H96	RTC Capital Balance Transfer	-6.58		
WARR	Warrants	6.58	0.00	
				0.00
KBQ6H14	State Motor VehicleAcquisitio	-34,253.74		
RXFR	Transfer (Regular)	22,315.00	0.00	
				-11,938.74
KBQ6H71	OHIT SHARE	-363,503.69		
RXFR	Transfer (Regular)	650.00	0.00	
WARR	Warrants	101,829.31	0.00	
				-261,024.38
KBQ6J21	BRTC Const/Maint/Library	-250,000.00		
WARR	Warrants	250,000.00	0.00	
				0.00
KBQ6J35	UACCM Const/Maint/Library	-50,749.97		
WARR	Warrants	50,749.97	0.00	
				0.00
KBQ6J68	BRTC Const/Maint/LibPocahoi	-145,000.00		
WARR	Warrants	145,000.00	0.00	
				0.00
KBQ6K22	ADH Health Clinics	-15,000.00		
WARR	Warrants	15,000.00	0.00	
				0.00
KBQ6T84	State Realty Pur/M&R (615)	-819,504.76		
WARR	Warrants	384,765.14	0.00	
				-434,739.62
KBQ7H28	Equip/Software for SNAP	-2,886.50		
RXFR	Transfer (Regular)	2,886.50	0.00	
				0.00
KBQ7K53	Community Organaizations	-6,500.00		

Fund Transaction by Type

Start Date:7/1/16 End Date:12/30/16

Fund	Fund Description	Beginning Balance		Ending Balance
Type	Type Description	Debits	Credits	
WARR	Warrants	3,500.00	0.00	-3,000.00
KBQ7K56	Human Development Centers	-74.81		
RXFR	Transfer (Regular)	74.81	0.00	0.00
KBQ7L08	AEDC Planning/Development	-140,000.00		
WARR	Warrants	25,000.00	0.00	-115,000.00
KBQ8J76	Civil WA Sesquicentennial Con	-2,058.91		
RXFR	Transfer (Regular)	2,058.91	0.00	0.00
KBQ9I38	Crime Lab Transfer Switch	-37,036.02		
WARR	Warrants	37,036.02	0.00	0.00
KBR0000	90th Session GIF Leg (0610)	0.00		
RXFR	Transfer (Regular)	39,607,128.10	39,607,128.10	0.00
KBR0N96	DPA Salary/Matching (0059)	-109,232.39		
WARR	Warrants	50,337.28	0.00	-58,895.11
KBR0Q11	Online Campaign Rep (0063)	-40,000.00		
WARR	Warrants	40,000.00	0.00	0.00
KBR1Q01	Const/Maint/Equip (0100)	-62,500.00		
WARR	Warrants	62,500.00	0.00	0.00
KBR1Q08	Auto Body Shop Bldg (0115)	-20,000.00		
WARR	Warrants	19,998.94	0.00	-1.06
KBR1Q09	Environmental Trng (0115)	-1,000.00		
WARR	Warrants	1,000.00	0.00	0.00
KBR1Q16	Const/PersServ/Oper (0135)	-7,000.00		
WARR	Warrants	7,000.00	0.00	0.00
KBR1Q18	Partners Incl Commun (0135)	-50,000.00		
WARR	Warrants	7,457.98	0.00	-42,542.02
KBR1Q22	Autism Awareness (0135)	-50,000.00		
WARR	Warrants	6,000.00	0.00	-44,000.00
KBR1Q27	Const/Maint/Equip (0167)	-12,500.00		
WARR	Warrants	12,500.00	0.00	0.00
KBR1Q28	Texarkana Campus (0167)	-30,000.00		
WARR	Warrants	30,000.00	0.00	0.00
KBR1S74	Critical Maintenance (0130)	-435,715.63		
WARR	Warrants	343,027.74	0.00	-92,687.89

Fund Transaction by Type

Start Date:7/1/16 End Date:12/30/16

Fund	Fund Description	Beginning Balance	Ending Balance	
Type	Type Description	Debits	Credits	
KBR1S81	Network Infrastruct (0100)	-250,000.00		
WARR	Warrants	250,000.00	0.00	0.00
KBR1T39	Math-Science Bldg (0195)	-500,000.00		
WARR	Warrants	219,095.89	0.00	-280,904.11
KBR3N95	Trial Pub Defender (0324)	-24,343.63		
RXFR	Transfer (Regular)	20,085.21	0.00	
WARR	Warrants	47.24	0.00	-4,211.18
KBR3Q69	Juvenile Resentence (0324)	-497,506.66		
WARR	Warrants	1,787.28	0.00	-495,719.38
KBR4N97	Ester Unit Expenses (0480)	-1,796,576.56		
RXFR	Transfer (Regular)	127,857.42	14,534.80	
WARR	Warrants	949,131.82	0.00	-734,122.12
KBR4Q35	Lease Payments (0480)	0.00		
RXFR	Transfer (Regular)	0.00	4,499,522.66	
WARR	Warrants	4,499,522.66	0.00	0.00
KBR4Q41	Out-of-State Leasing (0480)	-309,676.00		
WARR	Warrants	309,676.00	0.00	0.00
KBR4Q45	Prob/Parole/SubAbuse (0485)	-4,284,085.00		
RXFR	Transfer (Regular)	4,284,085.00	0.00	0.00
KBR4Q46	Account Ct Fund Trsf (0485)	-1,400,000.00		
RXFR	Transfer (Regular)	1,400,000.00	0.00	0.00
KBR4Q48	Air Tankers/RealProp (0400)	0.00		
RXFR	Transfer (Regular)	0.00	350,000.00	
WARR	Warrants	20,161.86	0.00	-329,838.14
KBR4Q50	Co/District Fairs (0400)	-55,200.00		
WARR	Warrants	48,000.00	0.00	-7,200.00
KBR4Q95	Existing Fac Maint (0480)	-6,982,182.70		
RXFR	Transfer (Regular)	0.00	16,547.94	
WARR	Warrants	1,676,355.04	0.00	-5,322,375.60
KBR5Q04	Const/Maint/Equip (0552)	-2.11		
RXFR	Transfer (Regular)	0.00	348.83	-350.94
KBR5Q39	Computer Sci Init (0500)	-2,978,710.65		
RCPT	Receipt	0.00	19,119.20	
WARR	Warrants	777,589.81	0.00	-2,220,240.04
KBR5Q75	Capital Balance Trsf (0534)	-53,725.64		
WARR	Warrants	6,473.97	0.00	

Fund Transaction by Type

Start Date:7/1/16 End Date:12/30/16

Fund	Fund Description	Beginning Balance		Ending Balance
Type	Type Description	Debits	Credits	
				-47,251.67
KBR5R07	Blind Sch Prop/Fac (0510)	0.00		
RXFR	Transfer (Regular)	0.00	1,500,000.00	-1,500,000.00
KBR5R08	Deaf School Prop/Fac (0513)	0.00		
RXFR	Transfer (Regular)	10,136.00	1,505,068.00	
WARR	Warrants	60,774.92	0.00	-1,434,157.08
KBR5R31	Capital Balance Trsf (0582)	-76,337.82		
WARR	Warrants	51,216.92	0.00	-25,120.90
KBR6P24	Const/Maint/Law Enf (0675)	-20,000.00		
WARR	Warrants	20,000.00	0.00	0.00
KBR7Q38	Quick Act Close Trsf (0790)	-40,000,000.00		
RXFR	Transfer (Regular)	40,000,000.00	0.00	0.00
KBR7Q56	Innovate AR Fnd Trsf (0790)	0.00		
RXFR	Transfer (Regular)	250,000.00	1,750,000.00	-1,500,000.00
KBR7Q57	State Strategic Plan (0790)	-400,000.00		
WARR	Warrants	67,475.00	0.00	-332,525.00
KBR7Q59	Public Works/JobTrng (0790)	-4,115,000.00		
RCPT	Receipt	0.00	5,000.00	
RXFR	Transfer (Regular)	0.00	100,000.00	
WARR	Warrants	346,512.35	0.00	-3,873,487.65
KBR7T95	Comm Proj Grants (790)	-47,548.80		
WARR	Warrants	47,500.00	0.00	-48.80
KBR7U01	Comm Proj Grants #5 (790)	-70,793.50		
WARR	Warrants	28,431.00	0.00	-42,362.50
KBR7U02	Comm Proj Grants #6 (790)	-88,650.00		
WARR	Warrants	83,650.00	0.00	-5,000.00
KBR7U03	Comm Proj Grants #7 (790)	-83,725.00		
WARR	Warrants	78,725.00	0.00	-5,000.00
KBR7U05	Comm Proj Grants #9 (790)	-29,550.00		
WARR	Warrants	29,550.00	0.00	0.00
KBR7U06	Comm Proj Emerg Mgmt (790)	-24,625.00		
WARR	Warrants	24,625.00	0.00	0.00
KBR7U07	County/Muni Grants (790)	0.00		
RXFR	Transfer (Regular)	0.00	27,324.00	-27,324.00
KBR8U73	Commun Arts Dev/Educ (0865)	0.00		

Fund Transaction by Type

Start Date:7/1/16 End Date:12/30/16

Fund	Fund Description	Beginning Balance		Ending Balance
Type	Type Description	Debits	Credits	
RXFR	Transfer (Regular)	0.00	50,000.00	
WARR	Warrants	50,000.00	0.00	
				0.00
KBR9Q88	Radio Repeater Infra (0960)	-9,995,490.00		
RXFR	Transfer (Regular)	0.00	2,421,329.50	
WARR	Warrants	7,015,232.80	0.00	
				-5,401,586.70
KBRAQ19	4H Youth Development (0135)	-10,000.00		
WARR	Warrants	10,000.00	0.00	
				0.00
KBRAT94	CommunityInvolvement (790)	-24,625.00		
WARR	Warrants	4,000.00	0.00	
				-20,625.00
KBRBT94	Lib/Fire/Co/MunGrant (790)	-10,000.00		
WARR	Warrants	10,000.00	0.00	
				0.00
KBRBT97	Comm Proj Grants #2 (790)	-2,950.00		
WARR	Warrants	2,950.00	0.00	
				0.00
KBRBU04	Comm Proj Grants #8 (790)	-91,112.50		
WARR	Warrants	36,250.00	0.00	
				-54,862.50
KBREX00	90th Session GIF Gov (0610)	-3,775,405.01		
RXFR	Transfer (Regular)	427,324.00	0.00	
				-3,348,081.01
KBRHOLD	90th Session Mand (0610)	-18,516,491.77		
RXFR	Transfer (Regular)	4,499,522.66	0.00	
				-14,016,969.11
KBRRDAY	90th GIF Exec S-A (0610)	-31,115,713.98		
GDIS	Distribution (General Fund)	0.00	6,944,542.65	
RXFR	Transfer (Regular)	75,439,938.00	76,475,000.00	
				-39,095,318.63
KBRTI00	90th Session Tech (0610)	-2,673.69		
RXFR	Transfer (Regular)	0.00	646,417.48	
				-649,091.17
KBRUNOB	90th Session Unob (0610)	-55,342,374.88		
RXFR	Transfer (Regular)	50,263,056.00	14,960,710.62	
				-20,040,029.50
MAA0000	Area Agencies on Aging	-9,180.23		
RXFR	Transfer (Regular)	4,589.00	401.00	
				-4,992.23
MAB0200	Athletic Commission	-212,201.79		
COFF	Checks Charged Off	3,054.13	0.00	
RCPT	Receipt	0.00	32,924.81	
RXFR	Transfer (Regular)	57,125.72	6,354.83	
SDIS	Distribution (Special Fund)	0.00	3,876.96	
SPEC	Special Reversing Entry	3,940.00	0.00	
				-191,238.54
MAC0100	Wtr Sewer Solid Mgmt-(455)	-8,719,021.73		
RCPT	Receipt	0.00	1,189,178.06	

Fund Transaction by Type

Start Date:7/1/16 End Date:12/30/16

Fund	Fund Description	Beginning Balance		Ending Balance
Type	Type Description	Debits	Credits	
RXFR	Transfer (Regular)	33,060.00	1,373.22	
WARR	Warrants	3,221,670.88	0.00	
				-6,654,842.13
MAE0000	ADEQ Abandoned Mine Reclai	-1,375.79		
RCPT	Receipt	0.00	150,484.35	
RXFR	Transfer (Regular)	31.15	62.30	
WARR	Warrants	151,571.29	0.00	
				-320.00
MBB0100	Bail Bondsman Board	-55,094.87		
RCPT	Receipt	0.00	101,370.00	
RXFR	Transfer (Regular)	101,500.03	399,961.00	
WARR	Warrants	59,635.90	0.00	
				-395,289.94
MBB0200	Bail Bondsman-Holding (0211)	-395,536.00		
COFF	Checks Charged Off	1,460.00	0.00	
RCPT	Receipt	0.00	314,850.00	
RXFR	Transfer (Regular)	395,536.00	0.00	
SDIS	Distribution (Special Fund)	0.00	308,375.76	
SPEC	Special Reversing Entry	314,850.00	1,460.00	
				-308,375.76
MBC0000	ADH Breast Cancer	-4,101,394.41		
RXFR	Transfer (Regular)	1,867,949.27	2,173,655.14	
SDIS	Distribution (Special Fund)	0.00	1,559,663.29	
SPEC	Special Reversing Entry	1,615,300.00	4,077.59	
				-4,355,541.16
MBD0100	Sustainable Building (615)	-6,486,813.86		
RCPT	Receipt	0.00	693,119.26	
RXFR	Transfer (Regular)	306,973.65	28,500.00	
				-6,901,459.47
MBD0390	WCC SUS BLDG DESIGN (039)	0.00		
RXFR	Transfer (Regular)	0.00	306,973.65	
WARR	Warrants	306,973.65	0.00	
				0.00
MBR0100	Breast Cancer Research	-76,785.26		
RXFR	Transfer (Regular)	1,142.95	451,624.36	
SDIS	Distribution (Special Fund)	0.00	436,066.01	
SPEC	Special Reversing Entry	451,624.36	1,142.95	
WARR	Warrants	441,750.97	0.00	
				-71,100.30
MBR0200	UAMS S Komen Plate (0150)	-17,593.38		
RXFR	Transfer (Regular)	0.00	92,296.46	
SDIS	Distribution (Special Fund)	0.00	89,342.97	
SPEC	Special Reversing Entry	92,296.46	0.00	
WARR	Warrants	96,182.96	0.00	
				-10,753.39
MCC0100	DHS-Consld Cost-Opr	-446,081.41		
RCPT	Receipt	0.00	321,809.92	
RXFR	Transfer (Regular)	73.99	113,406.87	
WARR	Warrants	298,435.69	0.00	
				-582,788.52
MCD0100	DFA ADAP Grants	-2,708.33		

Fund Transaction by Type

Start Date:7/1/16 End Date:12/30/16

Fund	Fund Description	Beginning Balance		Ending Balance
Type	Type Description	Debits	Credits	
COFF	Checks Charged Off	876.00	0.00	
RCPT	Receipt	0.00	188,910.00	
RXFR	Transfer (Regular)	0.00	16,249.98	
WARR	Warrants	204,283.98	0.00	
				-2,708.33
MCE0000	Child Support Enforcement	0.00		
GDIS	Distribution (General Fund)	0.00	6,533,935.50	
RXFR	Transfer (Regular)	5,368,118.59	0.00	
				-1,165,816.91
MCE0100	Child Support Enforcement	-5,592,053.75		
RCPT	Receipt	0.00	600.48	
RXFR	Transfer (Regular)	13,796,315.69	26,832,376.97	
WARR	Warrants	14,480,972.25	0.00	
				-4,147,743.26
MCE0200	Child Support Enf GR Hldg	0.00		
RCPT	Receipt	0.00	6,181,966.13	
RXFR	Transfer (Regular)	6,178,966.13	0.00	
				-3,000.00
MCE0300	Child Sprt Enf-Oth Fd Hldg	-4,926,182.72		
RCPT	Receipt	0.00	591,673.12	
RXFR	Transfer (Regular)	591,673.12	0.00	
				-4,926,182.72
MCE0400	Child Support Enf Fed	0.00		
RCPT	Receipt	0.00	14,745,052.00	
RXFR	Transfer (Regular)	12,745,052.00	0.00	
				-2,000,000.00
MCE0500	Child Support Enf Claims	0.00		
RCPT	Receipt	0.00	1,928,546.24	
RXFR	Transfer (Regular)	1,928,546.24	0.00	
				0.00
MCF0000	Constitutional Officers	-42,111,190.99		
CTAX	Claims & Taxes	514.85	1.13	
DXFR	Transfer (Deduction)	0.00	39,018,522.12	
RADJ	Receipt Adjustment	5.00	0.00	
RXFR	Transfer (Regular)	87,895,004.96	23,260,452.30	
SDIS	Distribution (Special Fund)	0.00	570,010.35	
SPEC	Special Reversing Entry	588,853.67	0.00	
				-16,475,798.41
MCF0200	Constitutional Officers House	-4,754,090.58		
RCPT	Receipt	0.00	32,384.98	
RXFR	Transfer (Regular)	4,232,186.92	1,703,000.00	
WARR	Warrants	1,651,335.12	0.00	
				-605,953.52
MCF0500	Constitutional Officers Senate	-3,070,816.85		
RXFR	Transfer (Regular)	2,840,043.53	1,102,000.00	
WARR	Warrants	86,697.32	0.00	
				-1,246,076.00
MCF3400	Constitutional Officers Gov	-147,590.00		
RXFR	Transfer (Regular)	136,751.20	0.00	
				-10,838.80
MCF5900	Constl Officers-Auditor Of St-	-3,563,305.40		

Fund Transaction by Type

Start Date:7/1/16 End Date:12/30/16

Fund	Fund Description	Beginning Balance		Ending Balance
Type	Type Description	Debits	Credits	
RCPT	Receipt	0.00	922,927.66	
RXFR	Transfer (Regular)	3,483,354.66	611,604.84	
WARR	Warrants	239,025.14	0.00	
				-1,375,458.10
MCF5901	Const Off-Auditor Unapp (005)	-632,592.01		
RCPT	Receipt	0.00	17,435.62	
RXFR	Transfer (Regular)	0.00	24,000,000.00	
WARR	Warrants	23,135,204.93	0.00	
				-1,514,822.70
MCJ0000	County Jail Reimbursement	-40,757.51		
GDIS	Distribution (General Fund)	0.00	8,279,911.28	
RXFR	Transfer (Regular)	6,943,326.29	100,000.00	
				-1,477,342.50
MCJ0480	County Jail Reimburse ADC	-1,106,872.12		
RXFR	Transfer (Regular)	0.00	6,343,326.29	
WARR	Warrants	7,284,032.00	0.00	
				-166,166.41
MCJ0485	County Jail Reimburse ADCC	-380,898.00		
RXFR	Transfer (Regular)	0.00	500,000.00	
WARR	Warrants	535,650.00	0.00	
				-345,248.00
MCR0100	Court Reporters	-639.08		
RXFR	Transfer (Regular)	639.08	0.00	
				0.00
MCR0200	AOC Court Report (0023)	-10,572.62		
RCPT	Receipt	0.00	2,252.17	
RXFR	Transfer (Regular)	4,072,010.81	4,685,318.77	
WARR	Warrants	554,921.53	0.00	
				-71,211.22
MCV0000	Co Voting Sys Grant Act 1189/	-211,788.62		
CTAX	Claims & Taxes	201.84	0.00	
RCPT	Receipt	0.00	543,575.48	
SDIS	Distribution (Special Fund)	0.00	526,180.26	
SPEC	Special Reversing Entry	543,574.65	0.00	
WARR	Warrants	294,035.40	0.00	
				-443,732.47
MDA0100	Drug/Alcohol Abuse Prev/Trea	-2,109,029.70		
RCPT	Receipt	0.00	6,953,141.02	
RXFR	Transfer (Regular)	129,338.54	987,878.72	
SDIS	Distribution (Special Fund)	0.00	56,258.36	
SPEC	Special Reversing Entry	57,173.12	0.00	
WARR	Warrants	8,940,025.76	0.00	
				-979,770.38
MDT0100	Law/Pros Drug Enf Training	-4,860.10		
RXFR	Transfer (Regular)	0.00	22,964.52	
WARR	Warrants	22,348.44	0.00	
				-5,476.18
MEE0000	Environmental Ed Fund	-221,807.46		
COFF	Checks Charged Off	46.67	0.00	
RCPT	Receipt	0.00	20,547.99	
RXFR	Transfer (Regular)	28,726.68	21.66	

Fund Transaction by Type

Start Date:7/1/16 End Date:12/30/16

Fund	Fund Description	Beginning Balance		Ending Balance
Type	Type Description	Debits	Credits	
WARR	Warrants	61,942.62	0.00	
				-151,661.14
MEM0000	Emergency Med Svcs (0645)	-109,748.03		
RCPT	Receipt	0.00	7,180.00	
SDIS	Distribution (Special Fund)	0.00	7,065.12	
SPEC	Special Reversing Entry	7,180.00	0.00	
WARR	Warrants	827.47	0.00	
				-115,985.68
MER0100	Computer & Elec Recycling-Oj	-143,473.04		
RCPT	Receipt	0.00	808.27	
RXFR	Transfer (Regular)	111.74	17,205.09	
WARR	Warrants	9,900.00	0.00	
				-151,474.66
MFP0100	Fire Protection Lic Board-Open	-241,650.43		
COFF	Checks Charged Off	1,577.15	0.00	
RCPT	Receipt	0.00	118,170.08	
RXFR	Transfer (Regular)	52,233.92	11.25	
WARR	Warrants	29,241.47	0.00	
				-276,779.22
MHC0100	Computer Svcs Revl-Oprs	-9,829,725.60		
RCPT	Receipt	0.00	44,332,639.95	
RXFR	Transfer (Regular)	7,882,546.14	6,212,836.93	
WARR	Warrants	39,248,442.99	0.00	
				-13,244,213.35
MHC0400	DIS E-RATE REIMBURSEMENT	-6,783,665.24		
RCPT	Receipt	0.00	5,355,295.91	
RXFR	Transfer (Regular)	6,000,000.00	0.00	
WARR	Warrants	1,162,370.18	0.00	
				-4,976,590.97
MHD0100	Computer Svcs Reserve	-662,005.27		
WARR	Warrants	318,211.85	0.00	
				-343,793.42
MHF0000	Health Facility Svc Revolving	-860,371.01		
RCPT	Receipt	0.00	364,415.00	
RXFR	Transfer (Regular)	176,859.42	13,583.67	
SDIS	Distribution (Special Fund)	0.00	343,824.35	
SPEC	Special Reversing Entry	349,415.00	0.00	
				-1,055,919.61
MHI0100	Health Info Tech 19-5-1244	-999,365.76		
RADJ	Receipt Adjustment	0.00	587,550.00	
RCPT	Receipt	0.00	457,657.22	
RXFR	Transfer (Regular)	280,841.87	39,624.34	
SDIS	Distribution (Special Fund)	0.00	1,028,428.98	
SPEC	Special Reversing Entry	1,045,151.40	0.00	
WARR	Warrants	45,445.50	0.00	
				-1,741,187.53
MHR0100	AR Home Inspectors Reg	-387,717.33		
RCPT	Receipt	0.00	74,929.85	
RXFR	Transfer (Regular)	17,539.19	0.00	
WARR	Warrants	15,830.46	0.00	
				-429,277.53

Fund Transaction by Type

Start Date:7/1/16 End Date:12/30/16

Fund	Fund Description	Beginning Balance		Ending Balance
Type	Type Description	Debits	Credits	
MHS0100	Highway Safety Special-904 O	-852,974.60		
RCPT	Receipt	0.00	685,447.58	
RXFR	Transfer (Regular)	7.05	430,558.38	
WARR	Warrants	842,135.06	0.00	
				-1,126,838.45
MIA0000	Innovate AR Act 1596/07 (0790)	0.00		
RXFR	Transfer (Regular)	0.00	250,000.00	
				-250,000.00
MIF0000	Workforce Init 2015 (0700)	-572,343.00		
RCPT	Receipt	0.00	231,099.45	
RXFR	Transfer (Regular)	0.00	7,500,000.00	
WARR	Warrants	3,913,218.00	0.00	
				-4,390,224.45
MJA0000	Crime Information System	0.00		
GDIS	Distribution (General Fund)	0.00	1,891,931.44	
RXFR	Transfer (Regular)	962,288.95	0.00	
				-929,642.49
MJA0100	Crime Information System	-2,607,013.41		
COFF	Checks Charged Off	80.00	0.00	
RADJ	Receipt Adjustment	331.96	371.96	
RCPT	Receipt	0.00	2,352,357.91	
RXFR	Transfer (Regular)	1,466,482.88	994,180.81	
SDIS	Distribution (Special Fund)	0.00	1,583,381.16	
SPEC	Special Reversing Entry	1,609,539.16	411.96	
WARR	Warrants	2,202,503.74	0.00	
				-2,258,779.47
MJA0200	Crime Info System Backgrnd	-4,028,715.07		
RCPT	Receipt	0.00	28,141.60	
				-4,056,856.67
MJB0101	Justice Build Maint (615)	-534,669.12		
RXFR	Transfer (Regular)	0.00	27,265.67	
WARR	Warrants	270,290.47	0.00	
				-291,644.32
MJC0100	Mun Crt Judge Clerk Educ-Op	-98,012.03		
RXFR	Transfer (Regular)	0.00	33,201.22	
WARR	Warrants	43,048.54	0.00	
				-88,164.71
MJF0100	Judicial Fine Coll Enhance Op	-1,876,254.87		
RCPT	Receipt	0.00	2,408,498.68	
RXFR	Transfer (Regular)	1,402,774.46	225.43	
WARR	Warrants	1,021,198.68	0.00	
				-1,861,005.84
MJM0000	DHS-Juv Det Facility Oprs	-239,234.03		
RXFR	Transfer (Regular)	400,000.00	400,000.00	
				-239,234.03
MJM0100	DHS-Juv Det Facility Oprs	0.00		
RXFR	Transfer (Regular)	0.00	31,167.00	
WARR	Warrants	31,167.00	0.00	
				0.00
MJM0200	DHS-Juv Det Facility-Benton C	0.00		
RXFR	Transfer (Regular)	0.00	22,082.00	

Fund Transaction by Type

Start Date:7/1/16 End Date:12/30/16

Fund	Fund Description	Beginning Balance		Ending Balance
Type	Type Description	Debits	Credits	
WARR	Warrants	22,082.00	0.00	0.00
MJM0300	DHS-Juv Det Fac-Craighead C	0.00		
RXFR	Transfer (Regular)	0.00	31,167.00	
WARR	Warrants	31,167.00	0.00	0.00
MJM0400	DHS-Juv Det Fac-Crittenden C	0.00		
RXFR	Transfer (Regular)	0.00	31,167.00	
WARR	Warrants	31,167.00	0.00	0.00
MJM0500	DHS-Juv Det Fac-Faulkner Co	0.00		
RXFR	Transfer (Regular)	0.00	20,783.00	
WARR	Warrants	20,783.00	0.00	0.00
MJM0600	DHS-Juv Det Fac-Garland Co	0.00		
RXFR	Transfer (Regular)	0.00	28,574.00	
WARR	Warrants	28,574.00	0.00	0.00
MJM0700	DHS-Juv Det Fac-Independenc	0.00		
RXFR	Transfer (Regular)	0.00	31,167.00	
WARR	Warrants	31,167.00	0.00	0.00
MJM0800	DHS-Juv Det Fac-Jefferson Co	0.00		
RXFR	Transfer (Regular)	0.00	31,167.00	
WARR	Warrants	31,167.00	0.00	0.00
MJM0900	DHS-Juv Det Fac-Miller Co	0.00		
RXFR	Transfer (Regular)	0.00	31,167.00	
WARR	Warrants	31,167.00	0.00	0.00
MJM1000	DHS-Juv Det Fac-Miss Co	0.00		
RXFR	Transfer (Regular)	0.00	16,891.00	
WARR	Warrants	16,891.00	0.00	0.00
MJM1200	DHS-Juv Det Fac-Pulaski Co	0.00		
RXFR	Transfer (Regular)	0.00	31,167.00	
WARR	Warrants	31,167.00	0.00	0.00
MJM1300	DHS-Juv Det Fac-Sebastian Co	0.00		
RXFR	Transfer (Regular)	0.00	31,167.00	
WARR	Warrants	31,167.00	0.00	0.00
MJM1500	DHS-Juv Det Fac-Washington	0.00		
RXFR	Transfer (Regular)	0.00	31,167.00	
WARR	Warrants	31,167.00	0.00	0.00
MJM1600	DHS-Juv Det Fac-Yell Co	0.00		
RXFR	Transfer (Regular)	0.00	31,167.00	
WARR	Warrants	31,167.00	0.00	0.00

Fund Transaction by Type

Start Date:7/1/16 End Date:12/30/16

Fund	Fund Description	Beginning Balance		Ending Balance
Type	Type Description	Debits	Credits	
MJU0000	Co Juror Reimburse Act 923/1	-502,502.96		
RXFR	Transfer (Regular)	0.00	276,250.02	
WARR	Warrants	243,500.00	0.00	
				-535,252.98
MLA0100	City-County Tourist Facilities	0.00		
LCRT	General Letter of Cert	0.00	443,954.00	
WARR	Warrants	443,954.00	0.00	
				0.00
MLC0000	County Aid Fund	-11,058,536.64		
4LHC	Four Lane Highway Constructio	0.00	19,518,522.83	
AXFR	Advance Transfer	0.00	1,162,990.36	
DXFR	Transfer (Deduction)	0.00	887,590.61	
GDIS	Distribution (General Fund)	0.00	9,620,483.40	
HDIS	Distribution (Highway Fund)	0.00	39,909,378.74	
HSDIS	Highway Severance Distribution	0.00	2,409,464.25	
RXFR	Transfer (Regular)	74,211,599.06	2,127,990.60	
				-12,483,358.37
MLC0100	County Aid Fund-Gen-(074)	-1,483,478.88		
RXFR	Transfer (Regular)	3,810,525.57	10,373,986.65	
WARR	Warrants	7,907,255.91	0.00	
				-139,684.05
MLC0200	County Aid Fund-Sp-(074)	-8,792,829.80		
CTAX	Claims & Taxes	1,301.88	0.00	
RXFR	Transfer (Regular)	153,314.73	65,905,769.55	
SDIS	Distribution (Special Fund)	0.00	2,626,402.55	
SPEC	Special Reversing Entry	2,755,385.23	42,159.45	
WARR	Warrants	73,032,738.23	0.00	
				-1,424,421.28
MLC0300	County Aid Military Land Sale	-92,364.18		
RADJ	Receipt Adjustment	208,647.80	104,323.90	
RCPT	Receipt	0.00	661,457.96	
WARR	Warrants	165,931.98	0.00	
				-483,566.26
MLC0400	Co Public Emp Blkt Bond Prgr	0.00		
RXFR	Transfer (Regular)	122,150.00	122,150.00	
				0.00
MLM0000	Municipal Aid	-11,058,536.65		
4LHC	Four Lane Highway Constructio	0.00	19,518,522.82	
AXFR	Advance Transfer	0.00	581,495.18	
DXFR	Transfer (Deduction)	0.00	887,590.61	
GDIS	Distribution (General Fund)	0.00	14,199,359.49	
HDIS	Distribution (Highway Fund)	0.00	39,909,378.74	
HSDIS	Highway Severance Distribution	0.00	2,409,464.24	
RXFR	Transfer (Regular)	79,087,825.39	3,816,985.00	
				-13,293,507.34
MLM0100	Municipal Aid General Revenu	-2,356,212.28		
RXFR	Transfer (Regular)	818,240.67	14,578,722.15	
WARR	Warrants	15,921,847.77	0.00	
				-194,845.99
MLM0200	Municipal Aid Highway Reveni	-77,158.58		
CTAX	Claims & Taxes	1,301.88	0.00	

Fund Transaction by Type

Start Date:7/1/16 End Date:12/30/16

Fund	Fund Description	Beginning Balance		Ending Balance
Type	Type Description	Debits	Credits	
RXFR	Transfer (Regular)	2,404.74	63,043,362.15	
WARR	Warrants	63,044,607.56	0.00	
				-72,206.55
MLM0300	Municipal Aid Escrow (0076)			-969.01
RXFR	Transfer (Regular)	0.00	2,008.66	
				-2,977.67
MLM0400	Mun Pub Emp Bikt Bond Prgm			0.00
RXFR	Transfer (Regular)	228,620.00	228,620.00	
				0.00
MLS0100	DOL-Boiler Admin			-500,093.12
COFF	Checks Charged Off	259.00	17.00	
RCPT	Receipt	0.00	375,729.07	
RXFR	Transfer (Regular)	256,702.02	7.50	
SDIS	Distribution (Special Fund)	0.00	369,070.10	
SPEC	Special Reversing Entry	375,330.23	259.00	
WARR	Warrants	91,489.18	0.00	
				-521,395.36
MLS0200	DOL-Elec Bd Oprs			-926,303.64
COFF	Checks Charged Off	160.00	0.00	
RCPT	Receipt	0.00	134,470.75	
RXFR	Transfer (Regular)	206,842.14	4.13	
SDIS	Distribution (Special Fund)	0.00	132,161.78	
SPEC	Special Reversing Entry	134,470.75	160.00	
WARR	Warrants	74,831.82	0.00	
				-776,795.59
MLS0300	DOL-Other Revenue Receipts			-532,099.52
COFF	Checks Charged Off	410.00	0.00	
RCPT	Receipt	0.00	239,249.61	
RXFR	Transfer (Regular)	232,000.00	0.00	
SDIS	Distribution (Special Fund)	0.00	140,765.73	
SPEC	Special Reversing Entry	143,264.61	210.00	
				-536,650.25
MMA0500	Disaster Assistance Gov Eppa			-4.51
RXFR	Transfer (Regular)	4.51	0.00	
				0.00
MMA0843	Disaster Asst PA ACA (0620)			-156,522.57
RXFR	Transfer (Regular)	181,912.07	30,000.00	
				-4,610.50
MMA0844	Disaster Asst PAACA (0620)			-26.15
RXFR	Transfer (Regular)	7.74	0.00	
				-18.41
MMA0903	DIS ASSIST RA ACA (0620)			-1,000.00
RXFR	Transfer (Regular)	1,000.00	0.00	
				0.00
MMA0910	Dis Asst 0910 PA ACA 19-5-10			-51,327.13
RXFR	Transfer (Regular)	1.94	0.00	
				-51,325.19
MMA0911	Disaster Assist 0911 (0620)			-4,579.33
RXFR	Transfer (Regular)	1.94	0.00	
				-4,577.39

Fund Transaction by Type

Start Date:7/1/16 End Date:12/30/16

Fund	Fund Description	Beginning Balance			Ending Balance
Type	Type Description	Debits	Credits		
MMA0919	Diaster Assist PA (0620)	-300,333.34			
RXFR	Transfer (Regular)	2,160.58	0.00		
WARR	Warrants	298,014.15	0.00		
					-158.61
MMA0928	Disaster Assist (0620)	-421.44			
RXFR	Transfer (Regular)	5.81	0.00		
					-415.63
MMA0935	Disaster Assist 0935 IA (0620)	-26,373.75			
RXFR	Transfer (Regular)	26,373.75	0.00		
					0.00
MMA0938	Disaster Assist (0620)	-39,793.90			
RXFR	Transfer (Regular)	9.68	0.00		
					-39,784.22
MMA1106	Disaster Assist (0620)	-505.01			
RXFR	Transfer (Regular)	7.74	0.00		
					-497.27
MMA1107	Disaster Assist (0620)	-0.17			
RXFR	Transfer (Regular)	5.81	25,000.00		
					-24,994.36
MMA1108	Disaster Assist (0620)	-15,121.82			
RXFR	Transfer (Regular)	15,121.82	0.00		
					0.00
MMA1116	Disaster Assist (0620)	-14,255.04			
RXFR	Transfer (Regular)	14,255.00	0.00		
					-0.04
MMA1140	Disaster Assist (0620)	-88,619.07			
RXFR	Transfer (Regular)	88,619.07	0.00		
					0.00
MMA1210	Disaster Assit (0620)	-359,639.33			
RXFR	Transfer (Regular)	0.00	100,000.00		
WARR	Warrants	443,386.72	0.00		
					-16,252.61
MMA1220	Disaster Assist (0620)	-33,007.20			
RXFR	Transfer (Regular)	33,007.20	0.00		
					0.00
MMA1301	Disaster Assist (0620)	-4,342.51			
RXFR	Transfer (Regular)	4,342.51	0.00		
					0.00
MMA1308	Disaster Assist (0620)	-2,511.58			
RXFR	Transfer (Regular)	2,511.58	0.00		
					0.00
MMA1312	Disaster Assis (0620)	-37.79			
RXFR	Transfer (Regular)	0.00	75,000.00		
					-75,037.79
MMA1314	Disaster Assist (0620)	-4,027.61			
RXFR	Transfer (Regular)	4,027.61	0.00		
					0.00
MMA1321	Disaster Assist (0620)	-62,738.31			
RXFR	Transfer (Regular)	62,738.31	0.00		
					0.00

Fund Transaction by Type

Start Date:7/1/16 End Date:12/30/16

Fund	Fund Description	Beginning Balance	Ending Balance	
Type	Type Description	Debits	Credits	
MMA1402	Disaster Assist (0620)	-43,727.24		
RXFR	Transfer (Regular)	43,727.24	0.00	0.00
MMA1406	Disaster Assist (0620)	-10,000.00		
RXFR	Transfer (Regular)	10,000.00	0.00	0.00
MMA1407	Disaster Assistance (0620)	-29,143.71		
RXFR	Transfer (Regular)	29,143.71	0.00	0.00
MMA1412	Disaster Assist (0620)	-9,077.33		
RXFR	Transfer (Regular)	9,077.33	0.00	0.00
MMA1413	Disaster Assist (0620)	-85,233.06		
RXFR	Transfer (Regular)	3,000.00	0.00	-82,233.06
MMA1433	Disaster Assist (0620)	-74,217.42		
RXFR	Transfer (Regular)	74,217.42	0.00	0.00
MMA1434	Disaster Assist (0620)	-52,640.00		
RXFR	Transfer (Regular)	52,640.00	0.00	0.00
MMA1436	Disaster Assist (0620)	-483.85		
RXFR	Transfer (Regular)	483.85	0.00	0.00
MMA1441	Disaster Assist (0620)	-16.61		
RXFR	Transfer (Regular)	16.61	0.00	0.00
MMA1449	Disaster Assist (0620)	-181,344.21		
RXFR	Transfer (Regular)	0.00	50,000.00	
WARR	Warrants	222,950.67	0.00	-8,393.54
MMA1451	Disaster Assist (0620)	-150,906.27		
RXFR	Transfer (Regular)	1,215.81	200,000.00	
WARR	Warrants	148,958.97	0.00	-200,731.49
MMA1453	Disaster Assist (0620)	-358.87		
RXFR	Transfer (Regular)	358.27	0.00	-0.60
MMA1454	Disaster Assist (0620)	-8.21		
RXFR	Transfer (Regular)	8.21	0.00	0.00
MMA1513	Disaster Assist (0620)	-120,536.38		
RXFR	Transfer (Regular)	18,488.63	397,572.59	
WARR	Warrants	497,150.47	0.00	-2,469.87
MMA1514	Disaster Assist (0620)	-36.50		
RXFR	Transfer (Regular)	36.50	0.00	0.00
MMA1520	Disaster Assist (0620)	-255,278.79		
RXFR	Transfer (Regular)	255,278.79	0.00	

Fund Transaction by Type

Start Date:7/1/16 End Date:12/30/16

Fund	Fund Description	Beginning Balance	Ending Balance	
Type	Type Description	Debits	Credits	
MMA1521	DIS ASST EO 1521 HZ ACA (06	-243,554.40		0.00
RXFR	Transfer (Regular)	90,961.85	0.00	
WARR	Warrants	152,592.55	0.00	0.00
MMA1523	DIS ASST EO 1523 HZ ACA(62	-43,169.17		0.00
RXFR	Transfer (Regular)	43,169.17	0.00	0.00
MMA1524	DIS ASST 1524 RA ACA 19-5-1	-8,000.00		0.00
RXFR	Transfer (Regular)	1,475.05	0.00	
WARR	Warrants	6,524.95	0.00	0.00
MMA1527	DIS ASST 1527 RA ACA 19-5	-18,094.58		0.00
RXFR	Transfer (Regular)	1,367.05	0.00	
				-16,727.53
MMA1540	DIS ASST DR 1540 PA ACA (06	-184.06		0.00
RXFR	Transfer (Regular)	184.06	0.00	0.00
MMA1603	DIS ASST 1603 RA ACA 19-5-1	-21,284.00		0.00
RXFR	Transfer (Regular)	15,335.56	0.00	
WARR	Warrants	1,933.68	0.00	-4,014.76
MMA1604	DIS ASST 1604 PA ACA 19-5-1	-2.89		0.00
RXFR	Transfer (Regular)	2.89	0.00	0.00
MMA1606	Disaster Assist HZ (0620)	-37,500.00		0.00
WARR	Warrants	37,500.00	0.00	0.00
MMA1608	DIS ASST 1608 HZ ACA 19-5-1	0.00		0.00
RXFR	Transfer (Regular)	70,815.00	70,815.00	0.00
MMA1609	DIS ASST 1609 HZ ACA 19-5-1	0.00		0.00
RXFR	Transfer (Regular)	0.00	1,250,000.00	
WARR	Warrants	1,240,427.84	0.00	-9,572.16
MMA1611	DIS ASST 1611 IA ACA 19-5-1(-23,024.28		0.00
WARR	Warrants	150.00	0.00	-22,874.28
MMA1612	DIS ASST 1612 PA ACA 19-5-1	0.00		0.00
RXFR	Transfer (Regular)	65,000.00	65,000.00	0.00
MMA1613	DIS ASST 1613 PA ACA 19-5-1	-131,776.81		0.00
RXFR	Transfer (Regular)	101,072.19	101,072.19	
WARR	Warrants	30,704.62	0.00	-101,072.19
MMA1614	DIS ASST 1614 IA ACA 19-5-1(0.00		0.00
RXFR	Transfer (Regular)	0.00	500,000.00	
WARR	Warrants	451,154.60	0.00	-48,845.40
MMA1618	DIS ASST 1618 PA ACA 19-5-1	-160,000.00		0.00

Fund Transaction by Type

Start Date:7/1/16 End Date:12/30/16

Fund	Fund Description	Beginning Balance		Ending Balance
Type	Type Description	Debits	Credits	
RXFR	Transfer (Regular)	1,812.70	150,000.00	
WARR	Warrants	277,891.28	0.00	
				-30,296.02
MMA1620	DIS ASST 1620 IA ACA 19-5-10			0.00
FORG	Forgery	0.00	2,150.00	
RXFR	Transfer (Regular)	454.26	340,000.00	
WARR	Warrants	285,602.50	0.00	
				-56,093.24
MMA9610	HZ 9610-PA-ACA 19-5-1006			0.00
RXFR	Transfer (Regular)	0.00	875,030.54	
WARR	Warrants	181,133.57	0.00	
				-693,896.97
MMA9611	DIS ASST 9611 PA ACA 19-5-1			0.00
RXFR	Transfer (Regular)	0.00	150,000.00	
				-150,000.00
MMD0000	Trial Court Administrator			-36.96
RXFR	Transfer (Regular)	36.96	0.00	
				0.00
MMD0100	AOC Trial Ct Adm (0023)			-613,672.91
RCPT	Receipt	0.00	52.60	
RXFR	Transfer (Regular)	3,326,955.05	3,780,554.46	
WARR	Warrants	357,716.45	0.00	
				-709,608.47
MMF0100	Merit Adjustment			-10,836,588.79
RXFR	Transfer (Regular)	132,849.00	1,050,000.00	
				-11,753,739.79
MMT0100	Massage Therapy Bd-Operatio			-20.16
RXFR	Transfer (Regular)	20.16	0.00	
				0.00
MMT0200	Massage Therapy (0645)			-52,092.50
RADJ	Receipt Adjustment	155.00	155.00	
RCPT	Receipt	0.00	36,015.00	
RXFR	Transfer (Regular)	69,124.49	4,068.19	
SDIS	Distribution (Special Fund)	0.00	35,143.56	
SPEC	Special Reversing Entry	35,870.00	155.00	
				-22,479.76
MMV0200	Motor Vehicle Acquisition M&I			-725,553.64
RXFR	Transfer (Regular)	769,795.19	559,847.91	
				-515,606.36
MMV0400	MVAR-M & R			-1,930,982.42
RXFR	Transfer (Regular)	76,287.33	725,553.64	
				-2,580,248.73
MMV1B00	MVAR-105 SAU			0.00
RCPT	Receipt	0.00	60,920.25	
RXFR	Transfer (Regular)	0.00	5,141.75	
WARR	Warrants	66,062.00	0.00	
				0.00
MMV1G00	MVAR-130 ATU			-3,400.00
RCPT	Receipt	0.00	27,240.00	
WARR	Warrants	500.00	0.00	

Fund Transaction by Type

Start Date:7/1/16 End Date:12/30/16

Fund	Fund Description	Beginning Balance	Ending Balance	
Type	Type Description	Debits	Credits	
				-30,140.00
MMV1H00	MVAR-135 UAF	-201,192.85		
RCPT	Receipt	0.00	96,124.21	
WARR	Warrants	181,362.85	0.00	
				-115,954.21
MMV1J00	MVAR-150 UAMS	-38,140.00		
RCPT	Receipt	0.00	51,084.00	
WARR	Warrants	89,134.00	0.00	
				-90.00
MMV1L00	MVAR-160 UAPB	-9,800.90		
RCPT	Receipt	0.00	51,327.00	
WARR	Warrants	26,103.00	0.00	
				-35,024.90
MMV1M00	MVAR-165 UCA	-35.00		
RCPT	Receipt	0.00	26,265.00	
WARR	Warrants	26,265.00	0.00	
				-35.00
MMV1P00	MVAR-180 MCCC	0.00		
RCPT	Receipt	0.00	17,482.00	
				-17,482.00
MMV1R00	MVAR-190 PCCC	0.00		
RCPT	Receipt	0.00	23,329.85	
WARR	Warrants	23,329.85	0.00	
				0.00
MMV1T00	MVAR-193 So Ark CC	0.00		
RCPT	Receipt	0.00	21,481.00	
RXFR	Transfer (Regular)	21,481.00	0.00	
				0.00
MMV1U00	MVAR-195 Westark CC	-26,170.00		
WARR	Warrants	26,170.00	0.00	
				0.00
MMV1X00	MVAR-177 Mid So CC	0.00		
RXFR	Transfer (Regular)	0.00	21,481.00	
WARR	Warrants	21,481.00	0.00	
				0.00
MMV1Z00	ASU Newport (0620)	0.00		
RCPT	Receipt	0.00	3,000.00	
WARR	Warrants	3,000.00	0.00	
				0.00
MMV3O00	MVAR Vet Affairs	0.00		
RXFR	Transfer (Regular)	0.00	17,527.00	
				-17,527.00
MMV4B00	Agri Dept (0620)	-104,452.82		
RXFR	Transfer (Regular)	174,920.00	143,815.00	
				-73,347.82
MMV4F00	MVAR Insurance	-0.99		
RXFR	Transfer (Regular)	0.00	78,207.00	
				-78,207.99
MMV4L00	MVAR DIS	0.00		
RXFR	Transfer (Regular)	0.00	19,398.10	

Fund Transaction by Type

Start Date:7/1/16 End Date:12/30/16

Fund	Fund Description	Beginning Balance		Ending Balance
Type	Type Description	Debits	Credits	
				-19,398.10
MMV4M00	MVAR Correct	-48,450.00		
RXFR	Transfer (Regular)	85,272.94	36,822.94	
				0.00
MMV4N00	MVAR Cmty Punishment	-11,765.42		
RXFR	Transfer (Regular)	25,224.00	331,225.00	
				-317,766.42
MMV5A00	MVAR Educ Gen	0.00		
RXFR	Transfer (Regular)	23,329.85	23,329.85	
				0.00
MMV5F00	MVAR Library	0.00		
RXFR	Transfer (Regular)	0.00	23,419.85	
				-23,419.85
MMV5G00	MVAR VT Rehab	-89,066.50		
RXFR	Transfer (Regular)	89,066.50	0.00	
				0.00
MMV6G00	MVAR Health	-21,840.45		
RXFR	Transfer (Regular)	42,862.00	42,862.00	
				-21,840.45
MMV6J00	MVAR Cossatot	-3,552.50		
RCPT	Receipt	0.00	27,541.00	
				-31,093.50
MMV6P00	MVAR Petit Jean	-25,985.00		
WARR	Warrants	25,985.00	0.00	
				0.00
MMV6R00	MVAR Pulaski TC	-40,405.00		
WARR	Warrants	40,405.00	0.00	
				0.00
MMV7A00	MVAR Higher Ed	-25,517.00		
RXFR	Transfer (Regular)	25,517.00	0.00	
				0.00
MMV7B00	MVAR DHS	-111,161.97		
RXFR	Transfer (Regular)	132,809.00	121,360.00	
				-99,712.97
MMV8B00	Motor Vehicle ESD	-3,487.63		
RXFR	Transfer (Regular)	200,083.20	471,431.20	
				-274,835.63
MMV9A00	MVAR Dept of Parks & Tourisr	-371,498.01		
RXFR	Transfer (Regular)	211,898.64	438,920.46	
				-598,519.83
MMV9F00	MVAR State Police	-140,398.45		
RXFR	Transfer (Regular)	21,314.95	90,371.50	
				-209,455.00
MNA0100	Information Network of AR-Op	-1,500,314.99		
RCPT	Receipt	0.00	128,978.55	
WARR	Warrants	360.00	0.00	
				-1,628,933.54
MNU0000	Umilical Cord Blood 777/09	-113.00		
RXFR	Transfer (Regular)	0.00	146.00	
WARR	Warrants	242.00	0.00	

Fund Transaction by Type

Start Date:7/1/16 End Date:12/30/16

Fund	Fund Description	Beginning Balance	Ending Balance
Type	Type Description	Debits	Credits
			-17.00
MPC0000	DFA Purchase Card Prog	-161,580.44	
WARR	Warrants	18,136.96	0.00
			-143,443.48
MPH0000	Property Sales Holding	-454,541.73	
COFF	Checks Charged Off	11,242.80	0.00
RCPT	Receipt	0.00	1,443,871.94
RXFR	Transfer (Regular)	1,425,328.86	31,181.98
WARR	Warrants	15,999.68	0.00
			-477,024.31
MPH0100	Property Sales Holding	-454,873.55	
RXFR	Transfer (Regular)	265,858.12	366,263.69
WARR	Warrants	67,262.21	0.00
			-488,016.91
MPH0200	Property Sales Holding	-115,773.75	
RXFR	Transfer (Regular)	946,158.37	1,060,760.33
WARR	Warrants	104,720.59	0.00
			-125,655.12
MPL0645	Lead Based Paint Haz (0645)	-289,241.98	
RCPT	Receipt	0.00	9,000.00
RXFR	Transfer (Regular)	1,750.00	0.00
SDIS	Distribution (Special Fund)	0.00	8,856.00
SPEC	Special Reversing Entry	9,000.00	0.00
			-296,347.98
MPT0100	AR Parks & Trsm-Parks Div	-510,586.08	
RXFR	Transfer (Regular)	90,204.44	0.00
WARR	Warrants	6,149.49	0.00
			-414,232.15
MPT0200	AR Parks & Trsm-Outdoor Grn	-4,463,393.81	
RXFR	Transfer (Regular)	53,164.13	1,484,828.26
SDIS	Distribution (Special Fund)	0.00	1,385,850.88
SPEC	Special Reversing Entry	1,484,828.26	53,164.13
WARR	Warrants	781,095.08	0.00
			-5,068,149.61
MPW0000	AR Port&Waterway Dev Grant	-968,398.22	
RCPT	Receipt	0.00	125,000.00
WARR	Warrants	836,166.00	0.00
			-257,232.22
MQA0000	Quick Action Closing Act 510/	-27,506,187.56	
RCPT	Receipt	0.00	300,599.11
RXFR	Transfer (Regular)	0.00	40,000,000.00
WARR	Warrants	10,336,386.12	0.00
			-57,470,400.55
MRE0401	DFA Build Auth RE (615)	-222,128.97	
RXFR	Transfer (Regular)	0.00	2,700,000.00
WARR	Warrants	1,194,250.36	0.00
			-1,727,878.61
MRF0101	Rural Fire Protection 19-5-101	-552,086.08	
RCPT	Receipt	0.00	274,278.69
WARR	Warrants	301,760.14	0.00
			-524,604.63

Fund Transaction by Type

Start Date:7/1/16 End Date:12/30/16

Fund	Fund Description	Beginning Balance	Ending Balance	
Type	Type Description	Debits	Credits	
MRH0100	Rural Health Service Revolving	-26,900.99		
WARR	Warrants	1,654.54	0.00	
				-25,246.45
MRP0100	DHS-MEDICAID REBATE REVOLVING	-29,613,178.93		
RCPT	Receipt	0.00	72,858,200.18	
RXFR	Transfer (Regular)	102,471,379.11	0.00	
				0.00
MSB0000	Minority Bus Loan 1428/09	-298,793.56		
RCPT	Receipt	0.00	400.00	
WARR	Warrants	200.00	0.00	
				-298,993.56
MSH0000	Safe Harbor Exploited Children	-14,873.74		
RCPT	Receipt	0.00	11,577.00	
				-26,450.74
MST0100	AEDC-AR Acceleration (790)	-1,050,026.10		
WARR	Warrants	1,050,000.00	0.00	
				-26.10
MTA0000	Miscellaneous Revolving	-24,720.58		
RCPT	Receipt	0.00	494,216.57	
RXFR	Transfer (Regular)	519,213.75	276.60	
				0.00
MTA0201	Misc Revl-Widow/Depnd Chldr	-452,107.06		
CTAX	Claims & Taxes	0.00	68,466.25	
RXFR	Transfer (Regular)	1,452.00	858,101.23	
WARR	Warrants	1,037,404.69	0.00	
				-339,817.85
MTA0202	Death Benefit Agency (0360)	-16,250.00		
RXFR	Transfer (Regular)	10,000.00	54,444.45	
WARR	Warrants	60,694.45	0.00	
				0.00
MTA0300	DFA-Miscellaneous Revl-Reve	-146,451.73		
CTAX	Claims & Taxes	0.00	51,045.13	
RXFR	Transfer (Regular)	35,122.51	4,598.18	
WARR	Warrants	49,271.91	0.00	
				-117,700.62
MTA0301	Sales/Use Tax Refunds (0630)	-8,349,404.70		
RXFR	Transfer (Regular)	745,131.68	42,239,565.52	
WARR	Warrants	42,663,209.45	0.00	
				-7,180,629.09
MTA0302	Motor Fuel Tax Ref (0630)	-39,669.11		
RXFR	Transfer (Regular)	0.00	244,444.37	
WARR	Warrants	244,016.32	0.00	
				-40,097.16
MTA0303	Natl Gas Sev Tax Ref (0630)	-4,017.89		
RXFR	Transfer (Regular)	0.00	30,274.22	
WARR	Warrants	26,480.38	0.00	
				-7,811.73
MTA0304	Alcohol Tax Refunds (0630)	-7,815.00		
RXFR	Transfer (Regular)	0.00	46,038.77	
WARR	Warrants	53,208.06	0.00	

Fund Transaction by Type

Start Date:7/1/16 End Date:12/30/16

Fund	Fund Description	Beginning Balance		Ending Balance
Type	Type Description	Debits	Credits	
				-645.71
MTA0305	Soft Drink Tax Refunds (0630)	-1,027.40		
RXFR	Transfer (Regular)	0.00	180,730.38	
WARR	Warrants	180,730.38	0.00	
				-1,027.40
MTA0306	Cigarette/Tobacco Tax Ref 063	-7,640.06		
RXFR	Transfer (Regular)	957.57	37,378.16	
WARR	Warrants	26,477.32	0.00	
				-17,583.33
MTA0307	Severance Tax Refunds (0630)	-2,012.21		
RXFR	Transfer (Regular)	12,691.16	41,304.38	
WARR	Warrants	15,774.19	0.00	
				-14,851.24
MTA0308	Amusement Tax Refunds (063	-1,670.00		
RXFR	Transfer (Regular)	0.00	1,867.50	
WARR	Warrants	3,447.50	0.00	
				-90.00
MTA0309	Vending Device Refunds (0630	-59.00		
RXFR	Transfer (Regular)	0.00	2,201.75	
WARR	Warrants	2,201.75	0.00	
				-59.00
MTA0311	Swine Disease Refunds (0630)	0.00		
RXFR	Transfer (Regular)	0.00	26.09	
WARR	Warrants	26.09	0.00	
				0.00
MTA0313	Corn/Grain/Sorgum Refund (06	-202.51		
RXFR	Transfer (Regular)	0.00	95.18	
WARR	Warrants	95.18	0.00	
				-202.51
MTA0314	Rice Assessment Refund (063	0.00		
RXFR	Transfer (Regular)	0.00	98,758.76	
WARR	Warrants	511.34	0.00	
				-98,247.42
MTA0315	Soybean Assessment Refund	0.00		
RXFR	Transfer (Regular)	0.00	46,330.88	
WARR	Warrants	46,330.88	0.00	
				0.00
MTA0316	Wheat Assessment Refund (06	-73.70		
RXFR	Transfer (Regular)	0.00	30.74	
				-104.44
MTA0317	Craft Trng Permits Refund 063	0.00		
RXFR	Transfer (Regular)	0.00	2,004.96	
WARR	Warrants	1,985.34	0.00	
				-19.62
MTA0319	WasteTireFeeRefund (0630)	-471.13		
RXFR	Transfer (Regular)	0.00	5,453.36	
WARR	Warrants	3,959.76	0.00	
				-1,964.73
MTA0321	Bingo Tax/Fee Refunds	0.00		
RXFR	Transfer (Regular)	0.00	280.00	

Fund Transaction by Type

Start Date:7/1/16 End Date:12/30/16

Fund	Fund Description	Beginning Balance		Ending Balance
Type	Type Description	Debits	Credits	
WARR	Warrants	180.00	0.00	-100.00
MTA0322	Misc Revol RET Tx/AdVal (063	-5,458.20		
RXFR	Transfer (Regular)	1,300.20	102,242.80	
WARR	Warrants	101,200.00	0.00	-5,200.80
MTA03DS	Misc Revolv DrvSvcs (0630)	-22,264.11		
RXFR	Transfer (Regular)	1,066.54	28,022.82	
WARR	Warrants	23,843.09	0.00	-25,377.30
MTA03MV	MiscRevolv MotorVeh (0630)	-470,791.52		
RXFR	Transfer (Regular)	8,259.93	1,071,704.73	
WARR	Warrants	1,052,721.65	0.00	-481,514.67
MTA0401	Misc Revl-Ins Dept-Pub Sch Cl	-355,912.79		
RCPT	Receipt	0.00	98,001.57	
WARR	Warrants	20,089.84	0.00	-433,824.52
MTA0402	Misc Revl-Ins Dept-Co Claims	-43,917.87		
RCPT	Receipt	0.00	46.14	
RXFR	Transfer (Regular)	56.28	46.14	
WARR	Warrants	9,350.58	0.00	-34,603.29
MTA0403	Misc Revl-Ins Dept-City Claims	-357,213.50		
RCPT	Receipt	0.00	285.52	
RXFR	Transfer (Regular)	0.00	56.28	
WARR	Warrants	9,585.85	0.00	-347,969.45
MTA0404	Misc Revl-Ins Dept-Overpayme	-602,506.11		
CTAX	Claims & Taxes	5,410.32	2,813,004.43	
WARR	Warrants	2,317,770.45	0.00	-1,092,329.77
MTA2001	Misc Rev-Emrg Procl	-500,000.00		
RXFR	Transfer (Regular)	0.00	24,500.00	
WARR	Warrants	504,500.00	0.00	-20,000.00
MTA2100	Misc Revl-St Empl Blkt Bnd Pr	-1,179.61		
RCPT	Receipt	0.00	1,096.47	
RXFR	Transfer (Regular)	253,595.85	251,319.77	0.00
MTA6300	Misc Rev-Corp Fees & Tax Rel	-48,674.59		
CTAX	Claims & Taxes	16,394.55	180,864.88	
RXFR	Transfer (Regular)	150.00	220.00	
WARR	Warrants	178,532.88	0.00	-34,682.04
MUI0000	Unemploy Ins Adm §19-5-1230	-4,436,024.94		
RCPT	Receipt	0.00	1,123,729.67	
WARR	Warrants	840,249.42	0.00	-4,719,505.19
MUP0100	Unpaved Roads Prog (790)	-250,000.00		

Fund Transaction by Type

Start Date:7/1/16 End Date:12/30/16

Fund	Fund Description	Beginning Balance	Ending Balance
Type	Type Description	Debits	Credits
WARR	Warrants	250,000.00	0.00
			0.00
MWA0100	Geology Map Resale Revolving	-41,447.81	
RCPT	Receipt	0.00	5,783.34
WARR	Warrants	10,532.94	0.00
			-36,698.21
MWF0000	COUNTY ROAD CONST & MAINT	0.00	
RXFR	Transfer (Regular)	118,219.87	118,219.87
			0.00
MWH0200	ADEM Federal Surplus 1187/05	-842,326.38	
COFF	Checks Charged Off	496.11	0.00
RCPT	Receipt	0.00	760,911.25
RXFR	Transfer (Regular)	293,693.73	0.00
WARR	Warrants	417,187.13	0.00
			-891,860.66
MWJ0100	ABA Administration	-105.87	
RXFR	Transfer (Regular)	105.87	0.00
			0.00
MWJ0101	DFA Build Auth Admin (615)	-5,811,324.07	
RCPT	Receipt	0.00	6,261,328.38
RXFR	Transfer (Regular)	2,118,773.65	1,342.39
WARR	Warrants	3,926,363.70	0.00
			-6,028,857.49
MWJ0201	Justice Bldg Oper (0615)	-39,590.46	
RXFR	Transfer (Regular)	45,904.09	280,000.00
WARR	Warrants	239,880.32	0.00
			-33,806.05
MWJ0301	Critical Maintenance (615)	-4,704,639.51	
RXFR	Transfer (Regular)	0.00	1,404,780.40
WARR	Warrants	393,956.73	0.00
			-5,715,463.18
MWP0000	Solid Waste Performance Bond	-825,495.36	
WARR	Warrants	185,219.18	0.00
			-640,276.18
MWS0000	Workforce Services § 19-5-123	0.00	
GDIS	Distribution (General Fund)	0.00	1,944,894.65
RXFR	Transfer (Regular)	11,166.05	0.00
			-1,933,728.60
MWW0000	Wastewater Licensing	-477,627.76	
RCPT	Receipt	0.00	12,260.00
RXFR	Transfer (Regular)	31,111.96	0.00
WARR	Warrants	8,196.96	0.00
			-450,578.84
NAB0000	DFA-ABC-Admin-Int Treas	-5,049.08	
DXFR	Transfer (Deduction)	0.00	36.38
RCPT	Receipt	0.00	310.00
			-5,395.46
NAC0000	Admin Off Of Crts-Interest Tre	-140,019.21	
DXFR	Transfer (Deduction)	0.00	954.15
RCPT	Receipt	0.00	25,875.00

Fund Transaction by Type

Start Date:7/1/16 End Date:12/30/16

Fund	Fund Description	Beginning Balance	Ending Balance
Type	Type Description	Debits	Credits
WARR	Warrants	39,338.65	0.00
			-127,509.71
NAC0200	Adm Office of Courts Treas Int	-278,074.28	
DXFR	Transfer (Deduction)	0.00	1,941.11
RCPT	Receipt	0.00	18,475.00
WARR	Warrants	26,952.29	0.00
			-271,538.10
NAC0300	AOC Court Mgmt Prog (0023)	-35,470.19	
DXFR	Transfer (Deduction)	0.00	187.50
RCPT	Receipt	0.00	150.00
WARR	Warrants	15,941.09	0.00
			-19,866.60
NAC0500	Court Automation Project (002)	-20,892.41	
DXFR	Transfer (Deduction)	0.00	87.96
WARR	Warrants	10,971.20	0.00
			-10,009.17
NAC0600	Court Interpreters Act 1050 13	-12,621.59	
DXFR	Transfer (Deduction)	0.00	89.59
RCPT	Receipt	0.00	7,955.18
WARR	Warrants	10,095.47	0.00
			-10,570.89
NAD0000	Agri Cash Operations (0400)	-25,949.65	
DXFR	Transfer (Deduction)	0.00	205.73
RCPT	Receipt	0.00	40,395.06
WARR	Warrants	22,582.77	0.00
			-43,967.67
NAG2015	Cash Fund for AG FY2015	-35.22	
DXFR	Transfer (Deduction)	0.00	0.24
			-35.46
NAI0000	Architect/Landscape/Int Desig	-1,891,344.08	
DXFR	Transfer (Deduction)	0.00	13,568.19
RCPT	Receipt	0.00	200,808.09
RXFR	Transfer (Regular)	87,616.28	0.00
WARR	Warrants	59,832.21	0.00
			-1,958,271.87
NAT0000	AR St Athletic Trng Brd (0208)	-157,966.72	
COFF	Checks Charged Off	75.00	0.00
DXFR	Transfer (Deduction)	0.00	1,121.21
RCPT	Receipt	0.00	6,865.00
WARR	Warrants	7,692.52	0.00
			-158,185.41
NBA0301	Cash in Treasury (615)	-3,075,342.98	
DXFR	Transfer (Deduction)	0.00	21,558.66
WARR	Warrants	3,772.10	0.00
			-3,093,129.54
NBB0000	Bail Bondsman Cash	-112,130.41	
WARR	Warrants	44,740.00	0.00
			-67,390.41
NBE0000	Barber Examiners Bd 50/09	-154,064.53	
COFF	Checks Charged Off	75.00	0.00
DXFR	Transfer (Deduction)	0.00	1,507.64

Fund Transaction by Type

Start Date:7/1/16 End Date:12/30/16

Fund	Fund Description	Beginning Balance		Ending Balance
Type	Type Description	Debits	Credits	
RCPT	Receipt	0.00	213,610.00	
RXFR	Transfer (Regular)	98,745.91	0.00	
WARR	Warrants	35,025.34	0.00	
				-235,335.92
NBF0000	Burial Board (0215)	-295,240.70		
DXFR	Transfer (Deduction)	0.00	1,966.79	
RCPT	Receipt	0.00	315.00	
RXFR	Transfer (Regular)	58,172.57	34,314.00	
WARR	Warrants	16,542.16	0.00	
				-257,121.76
NBF0100	Burial Board Guaranty (0215)	-96,269.39		
DXFR	Transfer (Deduction)	0.00	674.83	
				-96,944.22
NBP0000	Psychology Bd Operations Cl	-466,266.04		
DXFR	Transfer (Deduction)	0.00	3,297.06	
RCPT	Receipt	0.00	56,720.45	
RXFR	Transfer (Regular)	37,271.06	172.16	
WARR	Warrants	37,950.10	0.00	
				-451,234.55
NCA0000	Assessment Coordination (048	-143,636.20		
DXFR	Transfer (Deduction)	0.00	1,039.10	
RCPT	Receipt	0.00	11,085.00	
				-155,760.30
NCB0000	Cemetery Bd-Interest Treas	-32,479.52		
DXFR	Transfer (Deduction)	0.00	202.93	
RCPT	Receipt	0.00	2,005.00	
RXFR	Transfer (Regular)	710.49	0.00	
WARR	Warrants	6,814.35	0.00	
				-27,162.61
NCB0100	CB Insolvent Loan Fund (0218	-104,555.12		
DXFR	Transfer (Deduction)	0.00	733.05	
RCPT	Receipt	0.00	100.00	
				-105,388.17
NCC0000	ACC Residents Services (0485	-1,328,086.58		
DXFR	Transfer (Deduction)	0.00	9,529.36	
RCPT	Receipt	0.00	811,884.89	
RXFR	Transfer (Regular)	0.00	2,174.46	
WARR	Warrants	662,597.39	0.00	
				-1,489,077.90
NCC1600	DCC Cash Administration	-17,381.54		
DXFR	Transfer (Deduction)	0.00	121.47	
				-17,503.01
NCD0001	ACIC-Sys Conf-Int Treas	-798.85		
DXFR	Transfer (Deduction)	0.00	17.75	
				-816.60
NCE0100	Career Ed-LESO (0590)	-265,817.14		
DXFR	Transfer (Deduction)	0.00	1,999.39	
RCPT	Receipt	0.00	45,045.27	
RXFR	Transfer (Regular)	0.00	6.05	
WARR	Warrants	22,369.17	0.00	
				-290,498.68

Fund Transaction by Type

Start Date:7/1/16 End Date:12/30/16

Fund	Fund Description	Beginning Balance	Ending Balance
Type	Type Description	Debits	Credits
NCE0300	AR Works-Sch Dist Const (590)	-96,073.73	
DXFR	Transfer (Deduction)	0.00	438.51
RXFR	Transfer (Regular)	6.05	0.00
WARR	Warrants	96,506.19	0.00
			0.00
NCG0300	Landslide Rsch (0420)	-42,245.28	
DXFR	Transfer (Deduction)	0.00	565.85
RXFR	Transfer (Regular)	28,271.23	110,000.00
WARR	Warrants	20,022.88	0.00
			-104,517.02
NCH0000	Chiropractic Exam Brd (0265)	-385,855.32	
DXFR	Transfer (Deduction)	0.00	2,656.91
RCPT	Receipt	0.00	121,310.00
RXFR	Transfer (Regular)	32,360.67	15.00
WARR	Warrants	27,134.54	0.00
			-450,342.02
NCS0000	Supreme Court Cash (0032)	-11,818.04	
DXFR	Transfer (Deduction)	0.00	82.84
			-11,900.88
NDA0000	Alcohol/Drug Abuse (0204)	-38,600.01	
COFF	Checks Charged Off	530.00	265.00
DXFR	Transfer (Deduction)	0.00	239.32
RCPT	Receipt	0.00	2,070.00
RXFR	Transfer (Regular)	2,002.29	0.00
WARR	Warrants	9,586.19	0.00
			-29,055.85
NDB0000	Dental Board-Cash in Treas	0.00	
DXFR	Transfer (Deduction)	0.00	10.96
RCPT	Receipt	0.00	200,000.00
			-200,010.96
NDC0100	ADC Inmate Telephone	-1,539,668.69	
DXFR	Transfer (Deduction)	0.00	13,597.80
RCPT	Receipt	0.00	1,407,295.18
RXFR	Transfer (Regular)	0.00	15,512.95
WARR	Warrants	705,467.87	0.00
			-2,270,606.75
NDC0200	ADC Inmate Welfare	-5,085,404.30	
DXFR	Transfer (Deduction)	0.00	39,551.20
FORG	Forgery	0.00	240.00
RCPT	Receipt	0.00	6,485,229.38
RXFR	Transfer (Regular)	0.00	5,272.06
WARR	Warrants	6,071,815.11	0.00
			-5,543,881.83
NDC0300	ADC Work Release	-6,827,631.42	
DXFR	Transfer (Deduction)	0.00	50,827.74
RCPT	Receipt	0.00	1,890,173.79
RXFR	Transfer (Regular)	1,060,673.52	1,164,504.24
WARR	Warrants	1,108,200.80	0.00
			-7,764,262.87
NDC0400	NDC0400 **Review**	-61,788.75	
DXFR	Transfer (Deduction)	0.00	151.12

Fund Transaction by Type

Start Date:7/1/16 End Date:12/30/16

Fund	Fund Description	Beginning Balance	Ending Balance	
Type	Type Description	Debits	Credits	
WARR	Warrants	47,037.28	0.00	
				-14,902.59
NDC0500	ADC Paws in Prison	-41,814.57		
DXFR	Transfer (Deduction)	0.00	259.34	
RXFR	Transfer (Regular)	0.00	4,110.08	
WARR	Warrants	22,928.09	0.00	
				-23,255.90
NDD0001	Insurance-MM-Interest Treas	-70,803.54		
DXFR	Transfer (Deduction)	0.00	490.24	
WARR	Warrants	1,799.37	0.00	
				-69,494.41
NDD0002	Insurance-Travel-Interest Trea	-1,184.77		
DXFR	Transfer (Deduction)	0.00	10.55	
RCPT	Receipt	0.00	9,732.28	
RXFR	Transfer (Regular)	1,578.85	0.00	
WARR	Warrants	6,513.43	0.00	
				-2,835.32
NDD0003	INS-Criminal Background Che	-13,377.82		
DXFR	Transfer (Deduction)	0.00	95.71	
RADJ	Receipt Adjustment	154.00	0.00	
RCPT	Receipt	0.00	8,206.00	
RXFR	Transfer (Regular)	0.00	155.00	
WARR	Warrants	9,570.00	0.00	
				-12,110.53
NDD0005	REGULATORY CONTACTS (04	-65,485.57		
DXFR	Transfer (Deduction)	0.00	470.69	
				-65,956.26
NDE0000	Energy Efficiency Cash (0790)	-219,910.60		
DXFR	Transfer (Deduction)	0.00	1,982.34	
RCPT	Receipt	0.00	328,970.77	
RXFR	Transfer (Regular)	50,286.96	0.00	
WARR	Warrants	116,845.07	0.00	
				-383,731.68
NDE0200	Clean Cities Coalition19-5-104	-82,645.42		
DXFR	Transfer (Deduction)	0.00	578.14	
RCPT	Receipt	0.00	1,049.95	
WARR	Warrants	1,116.24	0.00	
				-83,157.27
NDE0300	Gaseous Fuels Rebate Prg (07	-421,113.20		
DXFR	Transfer (Deduction)	0.00	2,951.93	
				-424,065.13
NDE0400	EnergyPerfContractPrg (0790)	-20,061.06		
DXFR	Transfer (Deduction)	0.00	210.81	
RCPT	Receipt	0.00	17,000.00	
WARR	Warrants	4,734.00	0.00	
				-32,537.87
NDE0700	AG-Grant-ArgentaCtr (0790)	-8.59		
DXFR	Transfer (Deduction)	0.00	0.07	
				-8.66
NDE0800	RURAL FIRE DEPT GRANTS ((-506,732.21		
DXFR	Transfer (Deduction)	0.00	3,552.10	

Fund Transaction by Type

Start Date:7/1/16 End Date:12/30/16

Fund	Fund Description	Beginning Balance		Ending Balance
Type	Type Description	Debits	Credits	
				-510,284.31
NDE0900	RURAL SERV CONF CASH FD	-82,202.34		
DXFR	Transfer (Deduction)	0.00	262.11	
RCPT	Receipt	0.00	2,350.00	
WARR	Warrants	56,240.88	0.00	
				-28,573.57
NDE0901	SMB CONFERENCE(0790)	0.00		
DXFR	Transfer (Deduction)	0.00	16.37	
RCPT	Receipt	0.00	12,300.00	
WARR	Warrants	12,300.00	0.00	
				-16.37
NDL0000	Dietetics Lic. Brd Oper. Cash	-189,388.49		
DXFR	Transfer (Deduction)	0.00	1,362.94	
RCPT	Receipt	0.00	38,435.00	
RXFR	Transfer (Regular)	11,920.20	0.00	
WARR	Warrants	4,192.52	0.00	
				-213,073.71
NDP0001	DFA-Gov Conf Family-Int Trea	-507.81		
DXFR	Transfer (Deduction)	0.00	3.56	
				-511.37
NDP0002	DFA-Gas Pipeline-Int Treas	-703,322.80		
DXFR	Transfer (Deduction)	0.00	4,930.14	
				-708,252.94
NDP0003	DFA-Drug Director-Int Treas	-168.87		
DXFR	Transfer (Deduction)	0.00	1.20	
				-170.07
NDP0007	Albert Pike Area Disaster(0620)	-5,457.35		
DXFR	Transfer (Deduction)	0.00	38.24	
				-5,495.59
NDP0008	Trial Court Asst Fnd Supp 062	-86,330.73		
DXFR	Transfer (Deduction)	0.00	605.15	
				-86,935.88
NDP0009	Fire Prevention Comm Gr (062)	-9,324.13		
DXFR	Transfer (Deduction)	0.00	65.36	
				-9,389.49
NDP0012	Asbestos Settlement (0620)	-2,585.12		
DXFR	Transfer (Deduction)	0.00	18.11	
				-2,603.23
NDP0013	Disaster Donations	-30.81		
DXFR	Transfer (Deduction)	0.00	0.23	
				-31.04
NDP0014	2014 GovernorTransOut (0620)	-19,831.24		
DXFR	Transfer (Deduction)	0.00	139.01	
				-19,970.25
NDP0015	2014 Governor Trans In (0620)	-21,049.36		
DXFR	Transfer (Deduction)	0.00	147.55	
				-21,196.91
NDP0016	DFA ARK MED MARIJUANA A	0.00		
DXFR	Transfer (Deduction)	0.00	561.06	
RXFR	Transfer (Regular)	0.00	525,000.00	

Fund Transaction by Type

Start Date:7/1/16 End Date:12/30/16

Fund	Fund Description	Beginning Balance	Ending Balance	
Type	Type Description	Debits	Credits	
				-525,561.06
NDR0100	Fish&WildlifeConservGrant 02	-203,342.44		
DXFR	Transfer (Deduction)	0.00	1,839.15	
RXFR	Transfer (Regular)	178,938.99	699,505.66	
WARR	Warrants	24,278.45	0.00	
				-701,469.81
NDS0100	CIT DS Asbestos (0513)	-13,177.70		
DXFR	Transfer (Deduction)	0.00	92.37	
				-13,270.07
NDW0001	Labor-Wage/Hour-Int Treas	-100,164.09		
RCPT	Receipt	0.00	59,588.16	
WARR	Warrants	43,995.79	0.00	
				-115,756.46
NDW0002	Labor-Seminar/Conf-Int Treas	-4,182.58		
DXFR	Transfer (Deduction)	0.00	67.97	
RXFR	Transfer (Regular)	5.55	20,000.00	
WARR	Warrants	13,698.95	0.00	
				-10,546.05
NEC0000	Board Examiners In Counselin	-812,991.95		
COFF	Checks Charged Off	5.00	0.00	
DXFR	Transfer (Deduction)	0.00	5,380.51	
RCPT	Receipt	0.00	70,750.00	
RXFR	Transfer (Regular)	99,717.29	0.00	
WARR	Warrants	114,744.53	0.00	
				-674,655.64
NED0001	ADE-AIt	-504,797.84		
DXFR	Transfer (Deduction)	0.00	1,736.84	
RCPT	Receipt	0.00	53,300.00	
WARR	Warrants	390,714.96	0.00	
				-169,119.72
NED0004	ADE-Multiple-Int Treas	-1,018,308.35		
DXFR	Transfer (Deduction)	0.00	7,477.26	
RCPT	Receipt	0.00	11,606.43	
RXFR	Transfer (Regular)	6.12	196,347.61	
WARR	Warrants	244,639.95	0.00	
				-989,093.58
NED0006	ADE-Medicaid-Int Treas	-57,165.75		
DXFR	Transfer (Deduction)	0.00	8,824.02	
RCPT	Receipt	0.00	3,564,996.94	
RXFR	Transfer (Regular)	3,650,905.34	28,742.65	
				-8,824.02
NED0010	ADE Treas Cash For Conf Fee:	-698,625.36		
DXFR	Transfer (Deduction)	0.00	4,923.91	
RCPT	Receipt	0.00	140,098.91	
RXFR	Transfer (Regular)	310.84	795.46	
WARR	Warrants	201,325.37	0.00	
				-642,807.43
NED0012	AR Medicaid Admin Claims	-12,846.88		
DXFR	Transfer (Deduction)	0.00	5,253.15	
RXFR	Transfer (Regular)	79,813.51	8,413,469.22	
WARR	Warrants	8,346,502.59	0.00	

Fund Transaction by Type

Start Date:7/1/16 End Date:12/30/16

Fund	Fund Description	Beginning Balance			Ending Balance
Type	Type Description	Debits	Credits		
					-5,253.15
NED0013	Pro Lic Standards Brd (0500)	-1,802,455.71			
DXFR	Transfer (Deduction)	0.00	13,209.17		
RCPT	Receipt	0.00	515,399.25		
RXFR	Transfer (Regular)	193,692.75	90.62		
WARR	Warrants	131,363.18	0.00		
					-2,006,098.82
NED0015	Opn Enrollmnt Chrter Sch (0500)	-71,008.04			
DXFR	Transfer (Deduction)	0.00	497.74		
					-71,505.78
NED0016	LR Deseg Escrow Acct (0500)	-2,069,416.83			
DXFR	Transfer (Deduction)	0.00	14,411.90		
RXFR	Transfer (Regular)	34,838.70	0.00		
					-2,048,990.03
NED0017	Succ Sch-Cash (0500)	0.00			
DXFR	Transfer (Deduction)	0.00	432.77		
RXFR	Transfer (Regular)	432.77	664,600.00		
WARR	Warrants	664,600.00	0.00		
					0.00
NEF0000	E&FD Board (0233)	-213,498.60			
DXFR	Transfer (Deduction)	0.00	1,237.55		
RCPT	Receipt	0.00	109,459.70		
RXFR	Transfer (Regular)	89,120.95	0.00		
WARR	Warrants	31,131.37	0.00		
					-203,943.53
NEM0001	ADEM-Radiological Emrg-Int T	-145,653.56			
DXFR	Transfer (Deduction)	0.00	1,030.44		
RXFR	Transfer (Regular)	0.00	7,500.00		
WARR	Warrants	4,254.49	0.00		
					-149,929.51
NEM0002	ADEM-Oprs-Int Treas	-175,767.63			
DXFR	Transfer (Deduction)	0.00	1,496.11		
RCPT	Receipt	0.00	261,899.20		
WARR	Warrants	5,595.50	0.00		
					-433,567.44
NEM0005	Healthier Arkansas (0995)	-4.45			
DXFR	Transfer (Deduction)	0.00	0.17		
					-4.62
NEM0006	911 Rural Enhancement Fund	-374,666.11			
DXFR	Transfer (Deduction)	0.00	6,949.22		
RCPT	Receipt	0.00	1,500,000.00		
RXFR	Transfer (Regular)	11,256.86	0.00		
WARR	Warrants	839,489.02	0.00		
					-1,030,869.45
NEM0007	School Panic Button (0995)	-885.12			
DXFR	Transfer (Deduction)	0.00	166.39		
RCPT	Receipt	0.00	850,000.00		
WARR	Warrants	850,000.00	0.00		
					-1,051.51
NES0000	PELS Treasury Pay	-1,059,700.82			
DXFR	Transfer (Deduction)	0.00	7,100.70		

Fund Transaction by Type

Start Date:7/1/16 End Date:12/30/16

Fund	Fund Description	Beginning Balance		Ending Balance
Type	Type Description	Debits	Credits	
RCPT	Receipt	0.00	401,165.00	
RXFR	Transfer (Regular)	154,333.48	0.00	
WARR	Warrants	128,604.34	0.00	
				-1,185,028.70
NET0001	ETV-Oprs-Interest Treas	-253,557.17		
DXFR	Transfer (Deduction)	0.00	2,470.65	
RCPT	Receipt	0.00	483,946.47	
RXFR	Transfer (Regular)	62,752.91	475,760.81	
WARR	Warrants	1,029,680.19	0.00	
				-123,302.00
NET0002	ETV-Cmty Serv Grnt A-Int Treas	-1,958,192.86		
DXFR	Transfer (Deduction)	0.00	12,103.15	
RCPT	Receipt	0.00	1,492,103.16	
RXFR	Transfer (Regular)	21,599.15	1,331.08	
WARR	Warrants	1,647,175.42	0.00	
				-1,794,955.68
NET0003	ETV-ADE Prof Dev (0516)	-455,841.19		
DXFR	Transfer (Deduction)	0.00	13,685.45	
RCPT	Receipt	0.00	384.72	
RXFR	Transfer (Regular)	1,111,558.90	3,314,139.25	
WARR	Warrants	651,774.67	0.00	
				-2,020,717.04
NFA0003	DFA-Training-Int Treas	-370,832.69		
DXFR	Transfer (Deduction)	0.00	2,620.85	
RCPT	Receipt	0.00	46,494.28	
WARR	Warrants	46,353.73	0.00	
				-373,594.09
NFA0004	DFA-EBD-Cash Fund	-74,174.48		
DXFR	Transfer (Deduction)	0.00	1,530.19	
RCPT	Receipt	0.00	300,000.00	
RXFR	Transfer (Regular)	150,581.85	3.27	
WARR	Warrants	27,767.86	0.00	
				-197,358.23
NFA0007	DFA-Vendor Fees-Int Treas	-252,088.32		
DXFR	Transfer (Deduction)	0.00	2,066.91	
RCPT	Receipt	0.00	67,156.69	
WARR	Warrants	139.50	0.00	
				-321,172.42
NFA0009	DFA-Boards & Comm. Semina	-5,902.24		
DXFR	Transfer (Deduction)	0.00	41.36	
				-5,943.60
NFA0010	DFA OSP Rebates	-1,214,599.56		
DXFR	Transfer (Deduction)	0.00	8,656.97	
RCPT	Receipt	0.00	88,280.13	
RXFR	Transfer (Regular)	7,812.27	0.00	
WARR	Warrants	10,969.40	0.00	
				-1,292,754.99
NFA0011	DFA EBD CMS	-41,330.15		
DXFR	Transfer (Deduction)	0.00	1,335.25	
RCPT	Receipt	0.00	325,000.00	
RXFR	Transfer (Regular)	179,354.16	1.92	

Fund Transaction by Type

Start Date:7/1/16 End Date:12/30/16

Fund	Fund Description	Beginning Balance	Ending Balance	
Type	Type Description	Debits	Credits	
WARR	Warrants	25,255.32	0.00	
				-163,057.84
NFA0012	IRC Treas Cash Conf Fee (061)	-17,210.47		
DXFR	Transfer (Deduction)	0.00	140.49	
RCPT	Receipt	0.00	13,380.00	
WARR	Warrants	9,698.72	0.00	
				-21,032.24
NFA0013	ODP-DHS Ext Proc Consult Tr:	0.00		
DXFR	Transfer (Deduction)	0.00	216.28	
RXFR	Transfer (Regular)	0.00	400,740.00	
WARR	Warrants	107,080.00	0.00	
				-293,876.28
NFC0100	Agri Dept AFC (0400)	-124.14		
DXFR	Transfer (Deduction)	0.00	0.88	
				-125.02
NGC0000	Geology Comm-Interest Treas	-1,097.00		
DXFR	Transfer (Deduction)	0.00	7.70	
				-1,104.70
NGC0100	AGS-PRIVATE GRANTS (0420)	-6,215.10		
DXFR	Transfer (Deduction)	0.00	42.81	
WARR	Warrants	498.27	0.00	
				-5,759.64
NGC0200	Registration of Prof Geologist	-80,968.31		
DXFR	Transfer (Deduction)	0.00	528.11	
RCPT	Receipt	0.00	10,270.44	
RXFR	Transfer (Regular)	14,947.89	0.00	
WARR	Warrants	11,768.59	0.00	
				-65,050.38
NGM0000	Governor's Mansion 609/09 S:	-66,866.09		
DXFR	Transfer (Deduction)	0.00	307.98	
RCPT	Receipt	0.00	160,492.27	
RXFR	Transfer (Regular)	220.37	2,483.68	
WARR	Warrants	174,603.33	0.00	
				-55,326.32
NHE0000	SBHE-Interest Treas	-8,622.39		
DXFR	Transfer (Deduction)	0.00	60.44	
				-8,682.83
NHE0100	College Goal Sunday (0700)	-494.48		
DXFR	Transfer (Deduction)	0.00	3.46	
				-497.94
NHE0200	Achieving the Dream (0700)	-110,151.46		
DXFR	Transfer (Deduction)	0.00	772.13	
				-110,923.59
NHE0300	Policy Sol-Adult Learners(070)	-13,745.00		
DXFR	Transfer (Deduction)	0.00	49.32	
WARR	Warrants	10,223.17	0.00	
				-3,571.15
NHE0400	MahlonMartin Scholarship(070	-83,817.55		
DXFR	Transfer (Deduction)	0.00	587.55	
RCPT	Receipt	0.00	13.90	

Fund Transaction by Type

Start Date:7/1/16 End Date:12/30/16

Fund	Fund Description	Beginning Balance			Ending Balance
Type	Type Description	Debits	Credits		
					-84,419.00
NHE0500	Statewide Conf-Higher Ed (070	-801.99			
DXFR	Transfer (Deduction)	0.00	7.60		
RCPT	Receipt	0.00	2,300.00		
					-3,109.59
NHE0600	ADHE College Access Challen	-114,210.73			
DXFR	Transfer (Deduction)	0.00	800.60		
					-115,011.33
NHE0700	Complete College America (07	-108,676.21			
DXFR	Transfer (Deduction)	0.00	756.08		
WARR	Warrants	1,443.16	0.00		
					-107,989.13
NHS0102	DHS-Vol-Citizens Part-Int Trea	-10,994.70			
DXFR	Transfer (Deduction)	0.00	77.38		
RCPT	Receipt	0.00	510.00		
					-11,582.08
NHS0103	DHS-Residents Benefits-Int Tr	-23,347.37			
DXFR	Transfer (Deduction)	0.00	149.93		
RCPT	Receipt	0.00	3,679.74		
WARR	Warrants	8,133.83	0.00		
					-19,043.21
NHS0105	Vision Exams&GlassesUniscC	-402.12			
DXFR	Transfer (Deduction)	0.00	2.81		
					-404.93
NHS0110	DHS-DCCEC-Int Treas	-19,632.03			
DXFR	Transfer (Deduction)	0.00	139.75		
RCPT	Receipt	0.00	948.58		
					-20,720.36
NHS0201	DCO-Commodity Distr-Int Trea	-160,357.29			
DXFR	Transfer (Deduction)	0.00	1,121.97		
WARR	Warrants	1,313.67	0.00		
					-160,165.59
NHS0401	Ash-Patients Benefits-Int Trea	-6,664.98			
DXFR	Transfer (Deduction)	0.00	26.04		
RCPT	Receipt	0.00	3,220.88		
WARR	Warrants	7,192.39	0.00		
					-2,719.51
NHS0403	DHS-St Hosp Canteen-Int Trea	-192.42			
DXFR	Transfer (Deduction)	0.00	1.35		
					-193.77
NHS0701	DO-At Risk Youth Grant (0710)	-4.43			
DXFR	Transfer (Deduction)	0.00	0.02		
					-4.45
NLC0000	Contractor's Lic Brd (0224)	-1,617,114.49			
COFF	Checks Charged Off	300.00	0.00		
DXFR	Transfer (Deduction)	0.00	10,439.80		
RCPT	Receipt	0.00	539,386.04		
RXFR	Transfer (Regular)	455,626.66	166.23		
WARR	Warrants	292,775.64	0.00		
					-1,418,404.26

Fund Transaction by Type

Start Date:7/1/16 End Date:12/30/16

Fund	Fund Description	Beginning Balance		Ending Balance
Type	Type Description	Debits	Credits	
NLC0100	ContracDep lieu of PerfBd 022	-280,000.00		
RCPT	Receipt	0.00	10,000.00	
WARR	Warrants	20,000.00	0.00	
				-270,000.00
NMD0001	Military-Oprs-Int Treas	-1,453,820.23		
DXFR	Transfer (Deduction)	0.00	10,258.41	
RCPT	Receipt	0.00	55,875.00	
WARR	Warrants	57,717.12	0.00	
				-1,462,236.52
NMD0002	Military-Counterdrug-Int Treas	-53,421.11		
DXFR	Transfer (Deduction)	0.00	343.89	
RCPT	Receipt	0.00	2,018.44	
RXFR	Transfer (Regular)	0.00	162.56	
WARR	Warrants	21,085.37	0.00	
				-34,860.63
NMD0004	Military-Drug Eradication	-4,572.44		
DXFR	Transfer (Deduction)	0.00	26.70	
RXFR	Transfer (Regular)	0.00	4.70	
WARR	Warrants	2,929.92	0.00	
				-1,673.92
NMD0008	MIL TIMBER ACCOUNT	-177,903.57		
DXFR	Transfer (Deduction)	0.00	1,246.71	
WARR	Warrants	1,867.24	0.00	
				-177,283.04
NMD0011	Camp Robinson PublicUse (09)	-81,977.58		
DXFR	Transfer (Deduction)	0.00	575.29	
RCPT	Receipt	0.00	13,475.00	
RXFR	Transfer (Regular)	0.00	19.24	
WARR	Warrants	15,417.51	0.00	
				-80,629.60
NMD0012	Camp Robinson Trafc Crt (097)	-14,512.69		
DXFR	Transfer (Deduction)	0.00	112.24	
RCPT	Receipt	0.00	3,950.00	
				-18,574.93
NMH0000	Minority Hlth Cash/Treasury(0:	-23,035.43		
DXFR	Transfer (Deduction)	0.00	161.43	
				-23,196.86
NMI0000	OMIG-CASH (0035)	-0.69		
DXFR	Transfer (Deduction)	0.00	7.02	
RCPT	Receipt	0.00	3,041.00	
RXFR	Transfer (Regular)	67,791.32	76,217.32	
WARR	Warrants	8,428.71	0.00	
				-3,046.00
NMK0000	MLK-Treasury Cash (0318)	-525.60		
DXFR	Transfer (Deduction)	0.00	11.85	
RADJ	Receipt Adjustment	2,000.00	2,000.00	
RCPT	Receipt	0.00	8,000.00	
RXFR	Transfer (Regular)	8,329.74	0.00	
SDIS	Distribution (Special Fund)	0.00	0.00	
SPEC	Special Reversing Entry	2,000.00	2,000.00	
WARR	Warrants	18.76	0.00	

Fund Transaction by Type

Start Date:7/1/16 End Date:12/30/16

Fund	Fund Description	Beginning Balance	Ending Balance	
Type	Type Description	Debits	Credits	
				-188.95
NMV0000	MV Special Plates State (0630)	-120,867.21		
RXFR	Transfer (Regular)	0.00	652,952.70	
WARR	Warrants	694,586.18	0.00	
				-79,233.73
NMV0001	MVSpecial PlatesNonState (06	-107,798.51		
RXFR	Transfer (Regular)	0.00	525,482.39	
WARR	Warrants	551,031.90	0.00	
				-82,249.00
NMV0002	IRP Refunds (0630)	-1,347,786.92		
DXFR	Transfer (Deduction)	0.00	26,241.93	
RXFR	Transfer (Regular)	18,295,950.44	22,147,297.77	
WARR	Warrants	476,583.65	0.00	
				-4,748,792.53
NMV0004	911 Prepaid Wireless (0630)	-606,334.76		
DXFR	Transfer (Deduction)	0.00	5,567.88	
RXFR	Transfer (Regular)	3,453.06	2,583,174.33	
WARR	Warrants	2,331,336.68	0.00	
				-860,287.23
NMV0005	CIT DFA REV Asbestos (0630)	-4,050.80		
DXFR	Transfer (Deduction)	0.00	28.40	
				-4,079.20
NNB0000	ASNB Nurse Ed Workshop	-19,294.85		
DXFR	Transfer (Deduction)	0.00	127.32	
WARR	Warrants	5,000.00	0.00	
				-14,422.17
NNB0100	Bkgrnd Ck-Cash in Treasury02	-15,132.16		
DXFR	Transfer (Deduction)	0.00	146.11	
RCPT	Receipt	0.00	70,171.25	
WARR	Warrants	57,435.75	0.00	
				-28,013.77
NNB0200	Nursing Scholar Loan 9/09	-133,105.62		
DXFR	Transfer (Deduction)	0.00	942.63	
RCPT	Receipt	0.00	14,519.00	
WARR	Warrants	17,400.00	0.00	
				-131,167.25
NNH0101	DAH-DCC Interest Treas	-2,930.44		
DXFR	Transfer (Deduction)	0.00	2.38	
RXFR	Transfer (Regular)	2,346.41	0.00	
WARR	Warrants	586.41	0.00	
				0.00
NNH0110	DAH-DCC Interest (0865)	0.00		
DXFR	Transfer (Deduction)	0.00	15.28	
RCPT	Receipt	0.00	21,530.77	
RXFR	Transfer (Regular)	0.00	2,346.41	
WARR	Warrants	23,528.94	0.00	
				-363.52
NNH0201	DAH AAC Treasury Cash	-102,206.53		
DXFR	Transfer (Deduction)	0.00	388.71	
RCPT	Receipt	0.00	2,540.00	
WARR	Warrants	92,705.00	0.00	

Fund Transaction by Type

Start Date:7/1/16 End Date:12/30/16

Fund	Fund Description	Beginning Balance	Ending Balance	
Type	Type Description	Debits	Credits	
				-12,430.24
NNH0202	SallyWilliams Artist Fd (0870)	-27,574.63		
DXFR	Transfer (Deduction)	0.00	190.54	
RCPT	Receipt	0.00	70.00	
WARR	Warrants	840.00	0.00	
				-26,995.17
NNH0301	DAH-Old St House-Int Treas	-194,536.17		
DXFR	Transfer (Deduction)	0.00	169.00	
RXFR	Transfer (Regular)	194,705.17	0.00	
				0.00
NNH0302	Ark Cmtve-Trapnall Hall-Int Tr	-48,938.03		
DXFR	Transfer (Deduction)	0.00	42.19	
RXFR	Transfer (Regular)	48,733.34	0.00	
WARR	Warrants	246.88	0.00	
				0.00
NNH0304	Ark Cmtve-Gift Shop-Int Treas	-1,575.59		
DXFR	Transfer (Deduction)	0.00	0.94	
RXFR	Transfer (Regular)	520.53	0.00	
WARR	Warrants	1,056.00	0.00	
				0.00
NNH0310	DAH-Old St Hs (0865)	0.00		
DXFR	Transfer (Deduction)	0.00	1,208.18	
RCPT	Receipt	0.00	5,250.00	
RXFR	Transfer (Regular)	2,500.00	194,705.17	
				-198,663.35
NNH0320	Ark Cmtve-Trapnall H (0865)	0.00		
DXFR	Transfer (Deduction)	0.00	306.33	
RCPT	Receipt	0.00	14,825.00	
RXFR	Transfer (Regular)	4,097.15	48,733.34	
WARR	Warrants	9,297.57	0.00	
				-50,469.95
NNH0340	Ark Cmtve-Gift Shop (0865)	0.00		
DXFR	Transfer (Deduction)	0.00	4.37	
RCPT	Receipt	0.00	5,464.66	
RXFR	Transfer (Regular)	0.00	3,087.60	
WARR	Warrants	5,164.20	0.00	
				-3,392.43
NNH0403	DAH-Hist Pres Main Street Pro	-2,711.92		
DXFR	Transfer (Deduction)	0.00	2.37	
RXFR	Transfer (Regular)	2,714.29	0.00	
				0.00
NNH0404	DAH-AHPP Cash in Treas (087)	-200,830.19		
DXFR	Transfer (Deduction)	0.00	174.30	
RXFR	Transfer (Regular)	201,004.49	0.00	
				0.00
NNH0430	DAH-Main Street (0865)	0.00		
DXFR	Transfer (Deduction)	0.00	16.64	
RXFR	Transfer (Regular)	0.00	2,714.29	
				-2,730.93
NNH0440	DAH-AHPP Cash/Treas (0865)	0.00		
DXFR	Transfer (Deduction)	0.00	1,287.77	

Fund Transaction by Type

Start Date:7/1/16 End Date:12/30/16

Fund	Fund Description	Beginning Balance		Ending Balance
Type	Type Description	Debits	Credits	
RCPT	Receipt	0.00	21,726.98	
RXFR	Transfer (Regular)	0.00	201,004.49	
				-224,019.24
NNH0501	Ntl Hrtg-Stewardship-Int Treas	-79,219.75		
DXFR	Transfer (Deduction)	0.00	74.48	
RXFR	Transfer (Regular)	74,502.59	0.00	
WARR	Warrants	4,791.64	0.00	
				0.00
NNH0503	Ntl Hrtg-Oprs-Int Treas	-19,597.03		
DXFR	Transfer (Deduction)	0.00	16.93	
RXFR	Transfer (Regular)	19,613.96	0.00	
				0.00
NNH0510	Ntl Hrtg-Stewardship (0865)	0.00		
DXFR	Transfer (Deduction)	0.00	361.55	
RCPT	Receipt	0.00	670.00	
RXFR	Transfer (Regular)	28,065.46	81,051.84	
WARR	Warrants	6,067.65	0.00	
				-47,950.28
NNH0530	Ntl Hrtg-Oprs (0865)	0.00		
DXFR	Transfer (Deduction)	0.00	142.47	
RCPT	Receipt	0.00	5,219.00	
RXFR	Transfer (Regular)	0.00	19,613.96	
				-24,975.43
NNH0601	ATR-Oprs-Int Treas	-719.20		
DXFR	Transfer (Deduction)	0.00	4.25	
RXFR	Transfer (Regular)	723.45	0.00	
				0.00
NNH0602	ATR-Salaries-Int Treas	-3,031.11		
DXFR	Transfer (Deduction)	0.00	1.93	
RXFR	Transfer (Regular)	3,033.04	0.00	
				0.00
NNH0603	ATR-Oprs-Int Treas	-577.14		
DXFR	Transfer (Deduction)	0.00	1.04	
RXFR	Transfer (Regular)	17.96	0.00	
WARR	Warrants	560.22	0.00	
				0.00
NNH0610	ATR-Oprs (0865)	0.00		
DXFR	Transfer (Deduction)	0.00	39.74	
RCPT	Receipt	0.00	19,034.07	
RXFR	Transfer (Regular)	13,900.00	723.45	
				-5,897.26
NNH0620	ATR-Salaries (0865)	0.00		
DXFR	Transfer (Deduction)	0.00	44.68	
RXFR	Transfer (Regular)	15,918.07	18,890.21	
WARR	Warrants	1,260.00	0.00	
				-1,756.82
NNH0630	ATR-Oprs (0865)	0.00		
DXFR	Transfer (Deduction)	0.00	10.37	
RCPT	Receipt	0.00	27,467.50	
RXFR	Transfer (Regular)	0.00	17.96	
WARR	Warrants	24,998.18	0.00	

Fund Transaction by Type

Start Date:7/1/16 End Date:12/30/16

Fund	Fund Description	Beginning Balance			Ending Balance
Type	Type Description	Debits	Credits		
					-2,497.65
NNH0701	DAH-CA-Cash in Treas (0865)	-5,438.95			
DXFR	Transfer (Deduction)	0.00	38.13		
					-5,477.08
NNH0710	DAH-St Archives Cash (0865)	0.00			
DXFR	Transfer (Deduction)	0.00	132.42		
RCPT	Receipt	0.00	16,248.51		
RXFR	Transfer (Regular)	7,826.41	28,977.65		
WARR	Warrants	32,753.01	0.00		
					-4,779.16
NNH0901	DAH Mosaic Templars Cash	-46,010.32			
DXFR	Transfer (Deduction)	0.00	40.11		
RXFR	Transfer (Regular)	43,122.85	0.00		
WARR	Warrants	2,927.58	0.00		
					0.00
NNH0910	DAH Mos Tmplr Cash (0865)	0.00			
DXFR	Transfer (Deduction)	0.00	286.99		
RCPT	Receipt	0.00	8,111.12		
RXFR	Transfer (Regular)	0.00	43,122.85		
WARR	Warrants	3,909.83	0.00		
					-47,611.13
NPB0000	Pharmacy Ckg-Int Treas	-2,107,467.94			
COFF	Checks Charged Off	328.25	0.00		
DXFR	Transfer (Deduction)	0.00	13,814.49		
RCPT	Receipt	0.00	1,130,016.20		
RXFR	Transfer (Regular)	532,780.04	0.00		
WARR	Warrants	263,552.43	0.00		
					-2,454,637.91
NPB0100	Pharmacy Student 772/09	-52,373.42			
DXFR	Transfer (Deduction)	0.00	33.96		
WARR	Warrants	50,000.00	0.00		
					-2,407.38
NPC0000	Private Career Ed-Interest	-33.00			
DXFR	Transfer (Deduction)	0.00	0.24		
					-33.24
NPC0100	PCE Bond Refunds	-6,352.90			
DXFR	Transfer (Deduction)	0.00	44.53		
					-6,397.43
NPD0000	Database Parole Decisions 03:	-7,773.54			
DXFR	Transfer (Deduction)	0.00	43.52		
WARR	Warrants	5,700.00	0.00		
					-2,117.06
NPT0101	PT-Tourism Oprs-Int Treas	-26,590.23			
DXFR	Transfer (Deduction)	0.00	272.32		
RCPT	Receipt	0.00	15,507.28		
WARR	Warrants	1,461.85	0.00		
					-40,907.98
NPT0102	PT-Hall of Fame-Int Treas	-37,243.72			
DXFR	Transfer (Deduction)	0.00	260.57		
WARR	Warrants	99.90	0.00		
					-37,404.39

Fund Transaction by Type

Start Date:7/1/16 End Date:12/30/16

Fund	Fund Description	Beginning Balance		Ending Balance
Type	Type Description	Debits	Credits	
NPT0104	PT-Sweep-Int Treas	-6,153,330.76		
DXFR	Transfer (Deduction)	0.00	48,185.09	
RCPT	Receipt	0.00	17,232,819.22	
RXFR	Transfer (Regular)	6,870,032.19	153,946.34	
WARR	Warrants	7,955,973.43	0.00	
				-8,762,275.79
NPT0106	PT Trails for Life Grants	-30,220.86		
DXFR	Transfer (Deduction)	0.00	575.36	
RXFR	Transfer (Regular)	0.00	175,000.00	
WARR	Warrants	24,057.00	0.00	
				-181,739.22
NPT0201	History Comm-Oprs-Int Treas	-28,264.40		
DXFR	Transfer (Deduction)	0.00	24.84	
RXFR	Transfer (Regular)	28,022.71	0.00	
WARR	Warrants	241.69	0.00	
				-24.84
NRC0000	RACING LIC APPL (0631)	-665,597.31		
DXFR	Transfer (Deduction)	0.00	4,721.67	
RCPT	Receipt	0.00	14,900.00	
RXFR	Transfer (Regular)	0.00	35,000.00	
WARR	Warrants	12,721.33	0.00	
				-707,497.65
NRE0001	Real Estate-Int Treas	-1,197,058.64		
COFF	Checks Charged Off	570.00	0.00	
DXFR	Transfer (Deduction)	0.00	9,556.82	
RCPT	Receipt	0.00	901,628.70	
RXFR	Transfer (Regular)	341,979.43	1,467.00	
WARR	Warrants	244,715.87	0.00	
				-1,522,445.86
NRE0002	Real Estate-Ckg-Int Treas	-585,393.87		
COFF	Checks Charged Off	25.00	0.00	
DXFR	Transfer (Deduction)	0.00	4,136.99	
RCPT	Receipt	0.00	19,145.00	
WARR	Warrants	4,100.00	0.00	
				-604,550.86
NRF0000	Bd Reg Foresters Op (0239)	-92,604.19		
DXFR	Transfer (Deduction)	0.00	627.38	
RCPT	Receipt	0.00	9,523.97	
RXFR	Transfer (Regular)	4,182.23	0.00	
WARR	Warrants	3,972.35	0.00	
				-94,600.96
NRS0001	Rehab-Tech Eqpt-Int Treas	-273,452.06		
DXFR	Transfer (Deduction)	0.00	1,903.35	
RCPT	Receipt	0.00	240,164.04	
WARR	Warrants	225,727.47	0.00	
				-289,791.98
NRS0002	Rehab-HSRC Ops-Int Treas	-5,868.70		
DXFR	Transfer (Deduction)	0.00	42.63	
				-5,911.33
NSA0000	Brd Examiners Speech-Lang 0	-1,353,976.78		
COFF	Checks Charged Off	280.00	0.00	

Fund Transaction by Type

Start Date:7/1/16 End Date:12/30/16

Fund	Fund Description	Beginning Balance		Ending Balance
Type	Type Description	Debits	Credits	
DXFR	Transfer (Deduction)	0.00	9,542.38	
RCPT	Receipt	0.00	52,282.20	
RXFR	Transfer (Regular)	25,891.19	0.00	
WARR	Warrants	27,724.09	0.00	
				-1,361,906.08
NSC0001	Spinal Cord-Take Cntrl-Interes	-56,051.28		
DXFR	Transfer (Deduction)	0.00	492.83	
RCPT	Receipt	0.00	45,392.86	
WARR	Warrants	26,665.50	0.00	
				-75,271.47
NSC0005	Trauma Advisory Council (029	-151,982.92		
DXFR	Transfer (Deduction)	0.00	3,024.19	
RCPT	Receipt	0.00	5.00	
RXFR	Transfer (Regular)	121,090.13	500,000.00	
WARR	Warrants	89,911.39	0.00	
				-444,010.59
NSF0000	Three Rivers Study (0341)	-275,062.37		
DXFR	Transfer (Deduction)	0.00	1,337.48	
RXFR	Transfer (Regular)	0.00	374,938.00	
WARR	Warrants	650,000.00	0.00	
				-1,337.85
NSL0200	State Library Gates Grant	-8,921.20		
DXFR	Transfer (Deduction)	0.00	206.30	
RCPT	Receipt	0.00	165,000.00	
WARR	Warrants	165,000.00	0.00	
				-9,127.50
NSP0300	Troop K Cont-Cash (0960)	-61.87		
DXFR	Transfer (Deduction)	0.00	0.43	
				-62.30
NSP0400	CHCL Cash Fund (0960)	-51,665.16		
DXFR	Transfer (Deduction)	0.00	274.56	
RXFR	Transfer (Regular)	26,901.15	0.00	
WARR	Warrants	357.98	0.00	
				-24,680.59
NSP0500	AWIN OPER CASH FUND (0960)	-1,000,123.29		
DXFR	Transfer (Deduction)	0.00	2,553.31	
RXFR	Transfer (Regular)	0.00	442,229.78	
WARR	Warrants	1,057,832.93	0.00	
				-387,073.45
NSP0600	ADFA BOND LOAN FOR CONS	0.00		
DXFR	Transfer (Deduction)	0.00	999.93	
RCPT	Receipt	0.00	500,000.00	
WARR	Warrants	469,319.26	0.00	
				-31,680.67
NSS0005	Capitol Bldg&Grds Restor (0063)	-2,086.49		
DXFR	Transfer (Deduction)	0.00	14.62	
				-2,101.11
NSS0009	SOS-Civics Lessons (0063)	-582.16		
DXFR	Transfer (Deduction)	0.00	108.60	
RCPT	Receipt	0.00	22,210.10	
				-22,900.86

Fund Transaction by Type

Start Date:7/1/16 End Date:12/30/16

Fund	Fund Description	Beginning Balance		Ending Balance
Type	Type Description	Debits	Credits	
NSS0100	SOS HAVA State Match (0063)	-469,087.62		
DXFR	Transfer (Deduction)	0.00	3,288.22	
				-472,375.84
NST0101	AEDC-S/T WinRock (790)	-41,342.20		
DXFR	Transfer (Deduction)	0.00	282.36	
WARR	Warrants	2,520.00	0.00	
				-39,104.56
NST0601	AEDC-S/T Seed Cap (790)	-1,193,821.61		
DXFR	Transfer (Deduction)	0.00	8,956.70	
RCPT	Receipt	0.00	127,930.00	
				-1,330,708.31
NST0701	AEDC-SciTech Industr (790)	-185,697.22		
DXFR	Transfer (Deduction)	0.00	1,275.99	
WARR	Warrants	14,570.12	0.00	
				-172,403.09
NST0901	AEDC-AR Mfg Ext Ntwk (790)	-1,522,195.46		
DXFR	Transfer (Deduction)	0.00	10,811.04	
RCPT	Receipt	0.00	224,813.38	
RXFR	Transfer (Regular)	0.00	929.96	
WARR	Warrants	135,645.50	0.00	
				-1,623,104.34
NST1001	AEDC-SciTech STEM (790)	-73.48		
DXFR	Transfer (Deduction)	0.00	0.51	
				-73.99
NSW0101	Soil & Water-Travel-Interest T	-4,656,137.00		
DXFR	Transfer (Deduction)	0.00	35,462.34	
RCPT	Receipt	0.00	2,328,111.01	
RXFR	Transfer (Regular)	33,454.58	140.00	
WARR	Warrants	1,633,538.85	0.00	
				-5,352,856.92
NSW0106	Soil & Water-Dam Permit Fees	-786,504.67		
DXFR	Transfer (Deduction)	0.00	5,369.01	
RCPT	Receipt	0.00	95,565.68	
RXFR	Transfer (Regular)	26,805.86	0.00	
WARR	Warrants	53,096.79	0.00	
				-807,536.71
NSW0107	Soil & Water-Gpm-Interest Tre.	-313,841.15		
DXFR	Transfer (Deduction)	0.00	2,124.55	
RCPT	Receipt	0.00	21,400.59	
RXFR	Transfer (Regular)	46,073.76	0.00	
WARR	Warrants	7,324.16	0.00	
				-283,968.37
NSW0108	Soil & Water-Info-Educ-Int Tre	-822,238.50		
DXFR	Transfer (Deduction)	0.00	5,669.85	
RCPT	Receipt	0.00	97,477.12	
RXFR	Transfer (Regular)	101,406.25	47,357.01	
WARR	Warrants	90,239.70	0.00	
				-781,096.53
NSW0109	Soil & Water-Tax Credits-Int T	-98,149.77		
DXFR	Transfer (Deduction)	0.00	600.31	
RCPT	Receipt	0.00	20,260.77	

Fund Transaction by Type

Start Date:7/1/16 End Date:12/30/16

Fund	Fund Description	Beginning Balance		Ending Balance
Type	Type Description	Debits	Credits	
RXFR	Transfer (Regular)	19,637.61	0.00	
WARR	Warrants	18,288.55	0.00	
				-81,084.69
NSW0110	Soil & Water-Wellwtr Oprs-Int	-269,716.72		
DXFR	Transfer (Deduction)	0.00	2,440.69	
RCPT	Receipt	0.00	168,635.00	
RXFR	Transfer (Regular)	42,936.57	0.00	
WARR	Warrants	32,801.69	0.00	
				-365,054.15
NSW0111	Soil & Water-Admin Fees-Int T	-2,095,377.50		
DXFR	Transfer (Deduction)	0.00	15,288.45	
RCPT	Receipt	0.00	51,881.36	
RXFR	Transfer (Regular)	72,737.41	378,900.00	
WARR	Warrants	16,185.73	0.00	
				-2,452,524.17
NSW0112	Soil & Water-Wtlns Mitig Bk-I	-724,623.32		
DXFR	Transfer (Deduction)	0.00	2,329.17	
RCPT	Receipt	0.00	27,643.88	
RXFR	Transfer (Regular)	27,138.52	0.00	
WARR	Warrants	444,074.09	0.00	
				-283,383.76
NSW0114	Soil/Water Wtlns Rip Tax (45!	-151,570.29		
DXFR	Transfer (Deduction)	0.00	1,092.91	
RCPT	Receipt	0.00	10,926.25	
RXFR	Transfer (Regular)	0.00	120.00	
				-163,709.45
NSW0115	SW-Forestry Grant	-315,089.31		
DXFR	Transfer (Deduction)	0.00	2,181.39	
WARR	Warrants	16,667.71	0.00	
				-300,602.99
NSW0116	Soil & Water-Water Plan Comp	-20,710.33		
DXFR	Transfer (Deduction)	0.00	143.19	
RCPT	Receipt	0.00	1,000.00	
WARR	Warrants	1,293.80	0.00	
				-20,559.72
NSW0117	SW-Misc Fees	-13,891.92		
DXFR	Transfer (Deduction)	0.00	102.12	
RCPT	Receipt	0.00	62.87	
				-14,056.91
NSW0118	Soil & Water-Non Riparian(455	-399,027.98		
DXFR	Transfer (Deduction)	0.00	2,563.72	
RCPT	Receipt	0.00	46,900.00	
RXFR	Transfer (Regular)	28,136.05	0.00	
WARR	Warrants	65,168.32	0.00	
				-355,187.33
NSW0123	Nutrient/Poultry Litter	-106,942.31		
DXFR	Transfer (Deduction)	0.00	551.13	
RCPT	Receipt	0.00	9,962.50	
RXFR	Transfer (Regular)	47,357.01	0.00	
WARR	Warrants	5,537.71	0.00	
				-64,561.22

Fund Transaction by Type

Start Date:7/1/16 End Date:12/30/16

Fund	Fund Description	Beginning Balance	Ending Balance
Type	Type Description	Debits	Credits
NSW0124	S&W Floodplain Adm(0455)	-28,913.62	
DXFR	Transfer (Deduction)	0.00	198.79
RCPT	Receipt	0.00	435.00
WARR	Warrants	1,957.42	0.00
			-27,589.99
NSW0125	ASWC TSPCA NRCS	-18,462.97	
DXFR	Transfer (Deduction)	0.00	192.34
RCPT	Receipt	0.00	139,803.01
RXFR	Transfer (Regular)	15,000.00	0.00
WARR	Warrants	124,803.03	0.00
			-18,655.29
NSW0126	ASWCC Tspca NrCs-0455	-40,438.46	
DXFR	Transfer (Deduction)	0.00	258.48
RXFR	Transfer (Regular)	11,075.45	15,000.00
WARR	Warrants	5,104.55	0.00
			-39,516.94
NSW0129	STAG Admin of Set Aside 04	-250,255.46	
DXFR	Transfer (Deduction)	0.00	1,745.49
WARR	Warrants	2,625.75	0.00
			-249,375.20
NSW0130	USGS PAYMENT INDIRECT (0455)	-10,541.53	
DXFR	Transfer (Deduction)	0.00	73.91
			-10,615.44
NSW0137	Drinking Water FY09 (0455)	-364,847.62	
DXFR	Transfer (Deduction)	0.00	1,777.82
RCPT	Receipt	0.00	170,000.00
RXFR	Transfer (Regular)	217,545.29	0.00
WARR	Warrants	65,873.59	0.00
			-253,206.56
NTC0000	TCB Sale to Minors Enf	-213,140.15	
DXFR	Transfer (Deduction)	0.00	1,758.61
RCPT	Receipt	0.00	673.03
RXFR	Transfer (Regular)	287,806.94	447,913.15
WARR	Warrants	117,097.32	0.00
			-258,580.68
NTC0100	ATC Tobacco Forfeiture (0261)	-181,890.26	
DXFR	Transfer (Deduction)	0.00	1,296.97
RADJ	Receipt Adjustment	0.00	3,800.00
RCPT	Receipt	0.00	265,848.60
RXFR	Transfer (Regular)	0.00	60.00
WARR	Warrants	114,463.75	0.00
			-338,432.08
NTC0200	ATC Law Enforcement Training	-3,925.02	
DXFR	Transfer (Deduction)	0.00	27.51
			-3,952.53
NTR0000	Towing/Recovery	-815.71	
DXFR	Transfer (Deduction)	0.00	5.76
RCPT	Receipt	0.00	25.00
			-846.47
NTS0100	CIT ATRS Asbestos (0375)	-1,540.95	
DXFR	Transfer (Deduction)	0.00	10.80

Fund Transaction by Type

Start Date:7/1/16 End Date:12/30/16

Fund	Fund Description	Beginning Balance	Ending Balance	
Type	Type Description	Debits	Credits	
				-1,551.75
NTT0000	TOWING AND REC BOARD TR	-221,191.23		
COFF	Checks Charged Off	775.00	0.00	
DXFR	Transfer (Deduction)	0.00	2,028.45	
RCPT	Receipt	0.00	278,916.46	
RXFR	Transfer (Regular)	95,252.33	0.00	
WARR	Warrants	40,620.83	0.00	
				-365,487.98
NVA0000	DVA Cash in Treasury	-644,601.00		
COFF	Checks Charged Off	4,030.00	0.00	
DXFR	Transfer (Deduction)	0.00	2,960.79	
RCPT	Receipt	0.00	4,344,142.92	
RXFR	Transfer (Regular)	2,158,719.76	295.45	
WARR	Warrants	1,967,492.34	0.00	
				-861,758.06
NVA0100	LR Veterans Home	-243,120.11		
DXFR	Transfer (Deduction)	0.00	951.26	
RCPT	Receipt	0.00	1,075.00	
RXFR	Transfer (Regular)	2,178.00	1,452.00	
WARR	Warrants	183,889.58	0.00	
				-60,530.79
NVA0200	Veterans Cemetery § 19-5-107	-515,665.06		
COFF	Checks Charged Off	300.00	0.00	
DXFR	Transfer (Deduction)	0.00	3,569.44	
RCPT	Receipt	0.00	199,671.00	
RXFR	Transfer (Regular)	136,096.28	0.00	
WARR	Warrants	34,018.21	0.00	
				-548,491.01
NVA0300	Birdeye Cemetery Cash (0385)	-129,922.17		
DXFR	Transfer (Deduction)	0.00	953.04	
RCPT	Receipt	0.00	18,326.96	
				-149,202.17
NVA0700	VETERANS AFFAIRS-DONATI	-46,280.16		
DXFR	Transfer (Deduction)	0.00	324.41	
				-46,604.57
NVA0800	ADVA OFF OF ATT GEN FUND	-118,014.68		
DXFR	Transfer (Deduction)	0.00	793.41	
RCPT	Receipt	0.00	185.23	
RXFR	Transfer (Regular)	17,527.00	0.00	
WARR	Warrants	6,219.53	0.00	
				-95,246.79
NVA0900	ADVA STATE VET HOME AT N	0.00		
DXFR	Transfer (Deduction)	0.00	10,731.33	
RCPT	Receipt	0.00	2,272,377.00	
RXFR	Transfer (Regular)	416,898.03	600,000.00	
WARR	Warrants	877,004.34	0.00	
				-1,589,205.96
NWC0000	Wrks Comp-Interest Treas	-3,653.39		
DXFR	Transfer (Deduction)	0.00	191.80	
RCPT	Receipt	0.00	107,886.81	
RXFR	Transfer (Regular)	0.00	1,864.75	

Fund Transaction by Type

Start Date:7/1/16 End Date:12/30/16

Fund	Fund Description	Beginning Balance	Ending Balance	
Type	Type Description	Debits	Credits	
WARR	Warrants	67,228.82	0.00	
				-46,367.93
NWC0001	Workers Comp-Cash Treas (03	-93.02		
DXFR	Transfer (Deduction)	0.00	0.67	
				-93.69
PAB0100	Auctioneers Licensing-Payroll	-49,767.97		
RXFR	Transfer (Regular)	34,224.09	0.00	
WARR	Warrants	2,520.00	0.00	
				-13,023.88
PAC0100	Appraiser Licensing-Payroll	-78,703.53		
RCPT	Receipt	0.00	100,000.00	
RXFR	Transfer (Regular)	125,740.39	0.00	
WARR	Warrants	10,080.00	0.00	
				-42,883.14
PAYROLL	Statewide Payroll Paying Acct	-663,586.13		
RCPT	Receipt	0.00	16,503.80	
RXFR	Transfer (Regular)	637,614.12	703,928,288.29	
WARR	Warrants	703,157,448.72	0.00	
				-813,315.38
PCA0100	Bd Of Collection Agencies-Pay	-59,121.02		
RCPT	Receipt	0.00	80,000.00	
RXFR	Transfer (Regular)	103,135.62	0.00	
WARR	Warrants	10,080.00	0.00	
				-25,905.40
PDE0100	Bd of Dental Examiners-Payro	-149,401.81		
RCPT	Receipt	0.00	100,000.00	
RXFR	Transfer (Regular)	104,916.88	0.00	
WARR	Warrants	15,120.00	0.00	
				-129,364.93
PEP0100	APB Payroll	-172.16		
RXFR	Transfer (Regular)	172.16	0.00	
				0.00
PER0100	Educ Rehab Paying-Fed Admi	-18,289.98		
RXFR	Transfer (Regular)	77.45	323,500.00	
WARR	Warrants	316,418.66	0.00	
				-25,293.87
PER0200	Educ Rehab Paying-Prch Serv	-153,021.96		
RCPT	Receipt	0.00	15,786,965.00	
RXFR	Transfer (Regular)	13,868,029.40	5,437,298.53	
WARR	Warrants	6,974,149.81	0.00	
				-535,106.28
PER0300	Educ Rehab Paying-Grants	-203,240.86		
RCPT	Receipt	0.00	5,397,810.20	
RXFR	Transfer (Regular)	29,978.63	4,075,000.00	
WARR	Warrants	8,952,318.43	0.00	
				-693,754.00
PER0500	Educ Rehab Paying-Grants	-4,044.57		
RXFR	Transfer (Regular)	4,044.57	0.00	
				0.00
PFA0100	AR Dev Fin Auth Paying Oprs	-936.15		

Fund Transaction by Type

Start Date:7/1/16 End Date:12/30/16

Fund	Fund Description	Beginning Balance		Ending Balance
Type	Type Description	Debits	Credits	
RCPT	Receipt	0.00	2,277,981.11	
RXFR	Transfer (Regular)	1,966,089.24	0.00	
WARR	Warrants	312,828.02	0.00	
				0.00
PGP0000	Optometry Bd-Paying Acct	-13,905.84		
RCPT	Receipt	0.00	57,000.00	
RXFR	Transfer (Regular)	48,497.36	0.00	
WARR	Warrants	5,040.00	0.00	
				-17,368.48
PHA0000	Hearing Aid Dispensers-Payin	-480.33		
RCPT	Receipt	0.00	15,079.00	
RXFR	Transfer (Regular)	6,131.21	0.00	
				-9,428.12
PHD0000	Health Oper § 19-5-104	-2,462,503.15		
RCPT	Receipt	0.00	36,598,444.79	
RXFR	Transfer (Regular)	67,657,808.59	82,363,543.17	
WARR	Warrants	52,083,838.50	0.00	
				-1,682,844.02
PLA0000	Ark Lottery Payroll (0613)	0.00		
RCPT	Receipt	0.00	2,142,292.21	
RXFR	Transfer (Regular)	2,142,292.21	0.00	
				0.00
PMB0100	State Medical Bd Payroll	-24,811.31		
RCPT	Receipt	0.00	1,100,000.00	
RXFR	Transfer (Regular)	946,143.27	0.03	
WARR	Warrants	125,009.12	0.00	
				-53,658.95
PPA0100	Accounting Board-Payroll	-26,080.45		
RCPT	Receipt	0.00	286,000.00	
RXFR	Transfer (Regular)	267,062.00	0.00	
WARR	Warrants	22,680.00	0.00	
				-22,338.45
PSC0000	WMSC Payroll Payroll	-1,232.39		
RCPT	Receipt	0.00	75,000.00	
RXFR	Transfer (Regular)	73,063.29	0.00	
				-3,169.10
PSD0100	Blind & Deaf Sch Pay-Payroll	-1,212.68		
RXFR	Transfer (Regular)	1,212.68	0.00	
				0.00
PSL0100	Student Loan Authority Payrol	-6,985.04		
RCPT	Receipt	0.00	236,518.28	
RXFR	Transfer (Regular)	207,114.32	0.00	
WARR	Warrants	12,600.00	0.00	
				-23,789.00
PTA4000	Dept Of Human Srvs-Medsvcs	-1,685.47		
RCPT	Receipt	0.00	14,824.38	
RXFR	Transfer (Regular)	25,123.10	15,541.00	
WARR	Warrants	4,637.12	0.00	
				-2,290.63
PTA4500	Dept Of Human Srvs-Co Oprs-	-58,618.21		
RCPT	Receipt	0.00	607,921.03	

Fund Transaction by Type

Start Date:7/1/16 End Date:12/30/16

Fund	Fund Description	Beginning Balance		Ending Balance
Type	Type Description	Debits	Credits	
RXFR	Transfer (Regular)	997,830.23	608,098.00	
WARR	Warrants	217,215.00	0.00	
				-59,592.01
PTD8100	Tobacco DD Pay-Prescr Drugs	-54,867.77		
RCPT	Receipt	0.00	23,132.51	
RXFR	Transfer (Regular)	211.16	2,154,142.65	
WARR	Warrants	2,169,035.38	0.00	
				-62,896.39
PTD8600	Tobacco DD Pay-Hosp Med Se	-1,406,600.51		
RCPT	Receipt	0.00	4,058,782.96	
RXFR	Transfer (Regular)	138,327.68	1,892,956.73	
WARR	Warrants	5,758,064.39	0.00	
				-1,461,948.13
PTP0100	Bd of Physical Therapy-Payrol	-29,100.97		
RCPT	Receipt	0.00	60,000.00	
RXFR	Transfer (Regular)	57,014.47	0.00	
WARR	Warrants	10,080.00	0.00	
				-22,006.50
PVC0100	Crowley's Ridge Payroll Payin	-40,773.36		
RCPT	Receipt	0.00	50,000.00	
RXFR	Transfer (Regular)	65,576.37	0.00	
WARR	Warrants	5,040.00	0.00	
				-20,156.99
PVN0100	Northwest TI-Payroll Paying	-129,338.57		
RCPT	Receipt	0.00	285,000.00	
RXFR	Transfer (Regular)	351,899.76	0.00	
WARR	Warrants	30,240.00	0.00	
				-32,198.81
PWD7500	Dept Of Human Svcs-Tea Emp	-241,425.00		
RXFR	Transfer (Regular)	0.00	378,079.00	
WARR	Warrants	530,279.00	0.00	
				-89,225.00
PWD7600	DHS-Delay Grnts-AFDC	359,403.09		
RCPT	Receipt	0.00	20,669.66	
RXFR	Transfer (Regular)	0.00	3,593,963.35	
WARR	Warrants	3,230,469.30	0.00	
				-24,760.62
PWD7700	DHS-Nrs Hm Vndr Payments	-4,974,109.01		
RCPT	Receipt	0.00	234,316,147.63	
RXFR	Transfer (Regular)	7,850.99	92,005,939.79	
WARR	Warrants	335,189,450.13	0.00	
				3,901,104.69
PWD8100	DHS-DrugVenPay-FamPlan	-13,209,841.90		
RCPT	Receipt	0.00	86,814,504.11	
RXFR	Transfer (Regular)	231,278.76	139,493,966.28	
WARR	Warrants	220,992,384.38	0.00	
				-18,294,649.15
PWD8200	DHS-Peer Revw-Phrmcy Audit	-70,262.11		
RCPT	Receipt	0.00	191,216.39	
RXFR	Transfer (Regular)	0.00	150,461.42	
WARR	Warrants	341,677.82	0.00	

Fund Transaction by Type

Start Date:7/1/16 End Date:12/30/16

Fund	Fund Description	Beginning Balance		Ending Balance
Type	Type Description	Debits	Credits	
				-70,262.10
PWD8600	DHS-Hosp/Med Vendor	-18,367,639.20		
COFF	Checks Charged Off	89,552.44	0.00	
RCPT	Receipt	0.00	2,032,990,744.83	
RXFR	Transfer (Regular)	2,702,550.09	471,051,023.99	
WARR	Warrants	2,584,543,407.92	0.00	
				64,926,102.43
PWD8700	DHS-Med Assist Prg Admin	-1,048,359.66		
RCPT	Receipt	0.00	13,254,118.55	
RXFR	Transfer (Regular)	9,495,879.70	3,858,313.83	
WARR	Warrants	9,116,022.69	0.00	
				451,110.35
PWD8900	DHS-Med Assist Prg Peer Rev	-7,226,314.80		
RCPT	Receipt	0.00	82,512,994.23	
RXFR	Transfer (Regular)	287,026.84	24,813,516.57	
WARR	Warrants	109,541,707.48	0.00	
				-4,724,091.28
PWD9400	DHS-Lng Trm Care Prof Contr:	-558,786.49		
RCPT	Receipt	0.00	963,933.43	
RXFR	Transfer (Regular)	506.04	439,682.78	
WARR	Warrants	1,396,450.86	0.00	
				-565,445.80
PWD9600	DHS ARKIDS B Prg	-422,869.74		
RCPT	Receipt	0.00	34,515,906.65	
RXFR	Transfer (Regular)	10,073.05	7,674,810.82	
WARR	Warrants	41,353,162.18	0.00	
				-1,250,351.98
PWE1400	DHS-SSvs Blk Grnt-Title XX	-49,013.90		
RCPT	Receipt	0.00	335,024.21	
RXFR	Transfer (Regular)	335,024.21	0.00	
				-49,013.90
PWE1500	DHS-Older Wrkr Prgm	0.00		
RXFR	Transfer (Regular)	0.00	449,034.60	
WARR	Warrants	434,568.52	0.00	
				-14,466.08
PWE2000	DHS-Aging Proj Grant Paymer	-19,521.30		
RCPT	Receipt	0.00	3,679,952.82	
RXFR	Transfer (Regular)	160,355.61	118,229.78	
WARR	Warrants	3,522,795.46	0.00	
				-134,552.83
PWE2300	DHS Sr Citizens Centers	0.00		
RXFR	Transfer (Regular)	0.00	2,763,312.54	
WARR	Warrants	1,729,061.54	0.00	
				-1,034,251.00
PWE4600	DHS-Aging-RSVP Payments	-22,907.74		
RXFR	Transfer (Regular)	0.00	39,000.00	
WARR	Warrants	61,907.74	0.00	
				0.00
PWE4700	DHS-Aging-Nrsing Hm Care AI	-206,966.33		
RXFR	Transfer (Regular)	0.00	1,983,749.86	
WARR	Warrants	1,982,658.86	0.00	

Fund Transaction by Type

Start Date:7/1/16 End Date:12/30/16

Fund	Fund Description	Beginning Balance		Ending Balance
Type	Type Description	Debits	Credits	
				-208,057.33
PWE5200	DHS-Aging-Nutrition Prgm	-409,139.96		
RCPT	Receipt	0.00	3,456,737.80	
RXFR	Transfer (Regular)	0.00	52,447.30	
WARR	Warrants	3,581,987.34	0.00	
				-336,337.72
PWE5300	Mental Hlth Grants (0710)	-286,301.46		
RCPT	Receipt	0.00	3,012,591.52	
WARR	Warrants	3,116,342.28	0.00	
				-182,550.70
PWE6000	DHS DBS Purchase of Service	-945,355.96		
RCPT	Receipt	0.00	1,593,215.41	
RXFR	Transfer (Regular)	5,695.36	218,494.44	
WARR	Warrants	1,891,019.25	0.00	
				-860,351.20
PWE7500	DHS-Grant Awards Vol	-170,104.56		
RCPT	Receipt	0.00	682,847.08	
WARR	Warrants	703,201.90	0.00	
				-149,749.74
PWE7900	DHS-Infant Infirmiry Nrsng Hn	-535,444.91		
RCPT	Receipt	0.00	9,651,868.47	
RXFR	Transfer (Regular)	0.00	4,270,194.48	
WARR	Warrants	13,818,927.97	0.00	
				-638,579.89
PWE8000	DHS Public Nursing Home Car	-194,464.41		
RADJ	Receipt Adjustment	0.10	0.00	
RCPT	Receipt	0.00	99,846,952.62	
RXFR	Transfer (Regular)	0.00	6,477,112.79	
WARR	Warrants	104,794,695.19	0.00	
				-1,723,834.53
PWE9000	DHS Family Preservation	-188,790.03		
RCPT	Receipt	0.00	1,134,838.18	
RXFR	Transfer (Regular)	4,534.06	1,007,937.81	
WARR	Warrants	2,087,730.33	0.00	
				-239,301.63
PWE9100	DHS DCF IV E Foster Care	-3,444,632.99		
RCPT	Receipt	0.00	18,273,259.55	
RXFR	Transfer (Regular)	219,577.88	8,561,961.05	
WARR	Warrants	26,690,400.93	0.00	
				-3,369,874.78
PWE9300	DHS DCF Child Care Cost	-4,255,708.88		
RCPT	Receipt	0.00	7,862,369.08	
RXFR	Transfer (Regular)	440,906.63	4,311,559.59	
WARR	Warrants	13,149,542.92	0.00	
				-2,839,188.00
PWE9400	DHS Food Stamps	-16,225.27		
RCPT	Receipt	0.00	36,182.07	
RXFR	Transfer (Regular)	214.43	34,471.90	
WARR	Warrants	71,323.56	0.00	
				-15,341.25
PWE9700	DHS-Comm Dev Blk Grants-(7	-115,251.77		

Fund Transaction by Type

Start Date:7/1/16 End Date:12/30/16

Fund	Fund Description	Beginning Balance		Ending Balance
Type	Type Description	Debits	Credits	
RCPT	Receipt	0.00	4,824,642.69	
RXFR	Transfer (Regular)	0.00	1,593.24	
WARR	Warrants	4,636,174.81	0.00	
				-305,312.89
PWP0100	Dept of Human Svcs-DDS St O	-260,239.41		
RCPT	Receipt	0.00	1,422,663.71	
RXFR	Transfer (Regular)	0.00	33,530.34	
WARR	Warrants	1,568,702.06	0.00	
				-147,731.40
PWP0400	DHS-DDS-Early Intervention	0.00		
RXFR	Transfer (Regular)	0.00	12,191.00	
WARR	Warrants	8,327.34	0.00	
				-3,863.66
PWP1000	Dept Of Human Svcs-Dir Off A	-533,890.33		
RCPT	Receipt	0.00	309,539.68	
RXFR	Transfer (Regular)	501,200.74	285,568.47	
WARR	Warrants	117,016.03	0.00	
				-510,781.71
PWP1500	Dept Of Human Svcs-Chief Co	-137,566.06		
RCPT	Receipt	0.00	2,634,470.03	
RXFR	Transfer (Regular)	4,727,214.82	3,348,802.48	
WARR	Warrants	1,100,821.75	0.00	
				-292,802.00
PWP2000	Dept of Human Svcs-Aging Ad	-1,887,603.51		
COFF	Checks Charged Off	30.00	0.00	
RADJ	Receipt Adjustment	40.00	40.00	
RCPT	Receipt	0.00	4,698,105.09	
RXFR	Transfer (Regular)	6,839,119.90	3,938,632.67	
SDIS	Distribution (Special Fund)	0.00	0.00	
SPEC	Special Reversing Entry	40.00	40.00	
WARR	Warrants	1,731,032.39	0.00	
				-1,954,158.98
PWP2500	Dept of Human Svcs-DCFS Ad	-2,556,074.56		
COFF	Checks Charged Off	320.00	0.00	
RCPT	Receipt	0.00	13,049,931.12	
RXFR	Transfer (Regular)	23,504,935.76	27,689,077.01	
WARR	Warrants	13,895,698.85	0.00	
				-5,894,128.08
PWP3000	Dept of Human Svcs-DCCECE	-1,351,265.31		
RCPT	Receipt	0.00	8,715,963.60	
RXFR	Transfer (Regular)	4,225,074.14	2,685,520.43	
WARR	Warrants	6,166,563.50	0.00	
				-2,361,111.70
PWP3500	Dept Of Human Svcs-Mntl Hlth	-1,030,004.54		
RCPT	Receipt	0.00	22,387,601.60	
RXFR	Transfer (Regular)	28,520,105.47	21,254,279.40	
WARR	Warrants	13,737,843.07	0.00	
				-2,413,937.00
PWP4000	Dept Of Human Svcs-Medsvcs	-13,244,628.91		
RCPT	Receipt	0.00	11,186,524.56	
RXFR	Transfer (Regular)	10,052,963.88	3,939,701.68	

Fund Transaction by Type

Start Date:7/1/16 End Date:12/30/16

Fund	Fund Description	Beginning Balance		Ending Balance
Type	Type Description	Debits	Credits	
WARR	Warrants	3,550,706.98	0.00	
				-14,767,184.29
PWP4500	Dept Of Human Svcs-Co Oprs-	-968,367.83		
RCPT	Receipt	0.00	25,499,740.42	
RXFR	Transfer (Regular)	33,924,574.59	27,802,913.17	
WARR	Warrants	18,871,320.92	0.00	
				-1,475,125.91
PWP5000	Dept Of Human Svcs-Admin Sr	-3,683,447.41		
RCPT	Receipt	0.00	7,615,116.18	
RXFR	Transfer (Regular)	5,872,787.69	4,980,448.86	
WARR	Warrants	7,516,734.33	0.00	
				-2,889,490.43
PWP5500	Dept of Human Svcs-DDS Adm	-3,177,914.54		
RCPT	Receipt	0.00	49,326,082.67	
RXFR	Transfer (Regular)	44,546,407.67	19,652,310.04	
WARR	Warrants	20,760,984.77	0.00	
				-6,848,914.81
PWP6500	Dept Of Human Svcs-Blind Srv	-1,205,968.01		
RCPT	Receipt	0.00	1,568,724.85	
RXFR	Transfer (Regular)	1,627,692.73	760,673.51	
WARR	Warrants	748,237.10	0.00	
				-1,159,436.54
PWP7500	Dept of Human Svcs-Vol Admi	-278,661.81		
RCPT	Receipt	0.00	429,546.01	
RXFR	Transfer (Regular)	436,940.84	213,155.06	
WARR	Warrants	170,891.89	0.00	
				-313,530.15
PWP7501	DHS-FOSTER GRANDPARENT	0.00		
RCPT	Receipt	0.00	42,335.47	
RXFR	Transfer (Regular)	0.00	3,373.24	
WARR	Warrants	40,565.88	0.00	
				-5,142.83
PWP8000	Dept Of Human Svcs-Yth Srv P	-259,069.57		
RCPT	Receipt	0.00	108,011.03	
RXFR	Transfer (Regular)	2,100,249.67	3,286,016.69	
WARR	Warrants	1,295,876.02	0.00	
				-256,971.60
PWS0000	Temp Emp Asst Svc § 19-5-10·	-2,066,906.23		
RCPT	Receipt	0.00	20,722,112.40	
RXFR	Transfer (Regular)	21,730,404.07	270,586.93	
WARR	Warrants	1,142,733.64	0.00	
				-186,467.85
PWS0100	DWS TANF Contingency (0810	0.00		
RCPT	Receipt	0.00	865,932.86	
RXFR	Transfer (Regular)	50,000.00	0.00	
WARR	Warrants	305,488.69	0.00	
				-510,444.17
RRA0000	State Hwy & Transportation	-431,321,026.39		
COFF	Checks Charged Off	2,677.00	0.00	
CTAX	Claims & Taxes	7,105.80	0.00	
DXFR	Transfer (Deduction)	0.00	2,083,753.58	

Fund Transaction by Type

Start Date:7/1/16 End Date:12/30/16

Fund	Fund Description	Beginning Balance		Ending Balance
Type	Type Description	Debits	Credits	
HDIS	Distribution (Highway Fund)	0.00	186,243,767.43	
HSDIS	Highway Severance Distribution	0.00	11,244,166.51	
RADJ	Receipt Adjustment	4,144,738.77	1,199.59	
RCPT	Receipt	0.00	798,306,553.39	
RXFR	Transfer (Regular)	300,623,580.54	383,132,869.11	
SDIS	Distribution (Special Fund)	0.00	9,470,971.02	
SPEC	Special Reversing Entry	605,269,015.27	304,516,685.48	
TELL	Teller	141.74	0.00	
WARR	Warrants	786,528,000.95	0.00	
				-429,745,732.43
RRA4LHC	4 Lane Highway Construction	-411,723,167.98		
4LHC	Four Lane Highway Constructio	0.00	91,086,439.86	
DXFR	Transfer (Deduction)	0.00	2,058,335.84	
RCPT	Receipt	0.00	46,775,401.10	
RXFR	Transfer (Regular)	117,892,239.72	245,604,028.27	
SPEC	Special Reversing Entry	245,604,028.27	115,480,542.76	
WARR	Warrants	56,257,126.24	0.00	
				-492,974,521.58
RRB0000	State Aid Road	-23,935,758.68		
RCPT	Receipt	0.00	2,055,629.57	
RXFR	Transfer (Regular)	2,913,970.26	11,218,345.01	
SDIS	Distribution (Special Fund)	0.00	10,250,349.03	
SPEC	Special Reversing Entry	11,180,023.83	590,820.28	
WARR	Warrants	20,314,414.24	0.00	
				-13,642,494.24
RRC0000	State Aid Street (0090)	-11,185,084.37		
RCPT	Receipt	0.00	830,489.54	
RXFR	Transfer (Regular)	1,122,399.53	11,179,759.36	
SDIS	Distribution (Special Fund)	0.00	10,250,093.27	
SPEC	Special Reversing Entry	11,179,759.36	590,820.02	
WARR	Warrants	10,312,011.30	0.00	
				-11,422,076.37
SAB0100	AR Motor Vehicle Comm-Oprs	-2,278,497.56		
COFF	Checks Charged Off	900.00	0.00	
RCPT	Receipt	0.00	499,779.18	
RXFR	Transfer (Regular)	162,700.34	0.20	
SDIS	Distribution (Special Fund)	0.00	490,897.11	
SPEC	Special Reversing Entry	499,779.18	900.00	
WARR	Warrants	95,343.88	0.00	
				-2,511,350.65
SAC0000	Asbestos Control	-1,553,547.27		
RCPT	Receipt	0.00	124,010.00	
RXFR	Transfer (Regular)	111,309.10	0.00	
SDIS	Distribution (Special Fund)	0.00	122,025.84	
SPEC	Special Reversing Entry	124,010.00	0.00	
WARR	Warrants	66,308.30	0.00	
				-1,497,955.71
SAD0100	Public Serv Util Safe-Pipline	-1,250,346.58		
RCPT	Receipt	0.00	2,083.38	
RXFR	Transfer (Regular)	319,190.48	0.00	
SDIS	Distribution (Special Fund)	0.00	2,050.03	

Fund Transaction by Type

Start Date:7/1/16 End Date:12/30/16

Fund	Fund Description	Beginning Balance		Ending Balance
Type	Type Description	Debits	Credits	
SPEC	Special Reversing Entry	2,083.38	0.00	
WARR	Warrants	89,496.10	0.00	
				-843,710.03
SAE0200	AR Econ Dev-3.9% Rebate	-392,160.00		
LCRT	General Letter of Cert	0.00	6,183,077.87	
WARR	Warrants	4,891,269.87	0.00	
				-1,683,968.00
SAH0200	Oil Museum-Oil/Brine	-14,362.82		
RXFR	Transfer (Regular)	36,753.45	38,026.46	
SDIS	Distribution (Special Fund)	0.00	36,601.79	
SPEC	Special Reversing Entry	38,026.46	214.70	
WARR	Warrants	6,291.29	0.00	
				-8,134.57
SAT0000	Special Addl Taxes (0630)	-242,712.05		
RXFR	Transfer (Regular)	15,379,568.34	15,391,710.21	
				-254,853.92
SAW0000	Abadoned/Orphaned Well Plug	-2,481,126.64		
RCPT	Receipt	0.00	3,100.00	
RXFR	Transfer (Regular)	0.00	1,000,000.00	
SDIS	Distribution (Special Fund)	0.00	3,050.40	
SPEC	Special Reversing Entry	3,100.00	0.00	
WARR	Warrants	379,949.27	0.00	
				-3,104,227.77
SBA0100	Keep AR Beautiful-Oprs	-318,047.35		
RCPT	Receipt	0.00	367.50	
RXFR	Transfer (Regular)	66,620.60	349,382.47	
WARR	Warrants	152,100.68	0.00	
				-449,076.04
SBB0100	Soybean Board-Operations	-3,989,462.81		
RCPT	Receipt	0.00	3,615,749.58	
RXFR	Transfer (Regular)	9,072,741.10	9,716,179.83	
SDIS	Distribution (Special Fund)	0.00	3,945,805.71	
SPEC	Special Reversing Entry	13,148,151.18	9,071,905.62	
WARR	Warrants	2,702,925.18	0.00	
				-5,415,286.09
SBC0100	AR Beef Council	-194,537.08		
RCPT	Receipt	0.00	318,360.48	
RXFR	Transfer (Regular)	705,476.08	755,310.42	
SDIS	Distribution (Special Fund)	0.00	165,573.38	
SPEC	Special Reversing Entry	255,419.68	84,372.80	
WARR	Warrants	402,435.12	0.00	
				-154,823.28
SBL0000	Bail Bond Recovery	-591,439.95		
COFF	Checks Charged Off	584.00	0.00	
RCPT	Receipt	0.00	125,940.00	
SDIS	Distribution (Special Fund)	0.00	123,350.30	
SPEC	Special Reversing Entry	125,940.00	584.00	
				-714,790.25
SBN0100	Ar St Bd of Nursing-Oprs	-2,803,394.08		
COFF	Checks Charged Off	100.00	0.00	
RADJ	Receipt Adjustment	4,207.50	4,207.50	

Fund Transaction by Type

Start Date:7/1/16 End Date:12/30/16

Fund	Fund Description	Beginning Balance		Ending Balance
Type	Type Description	Debits	Credits	
RCPT	Receipt	0.00	1,708,361.33	
RXFR	Transfer (Regular)	868,451.73	2,219.53	
SDIS	Distribution (Special Fund)	0.00	1,644,829.88	
SPEC	Special Reversing Entry	1,675,882.58	4,307.50	
WARR	Warrants	445,162.58	0.00	
				-3,173,515.43
SBS0000	Boating Safety(080)			0.00
RXFR	Transfer (Regular)	416,433.30	426,827.79	
SDIS	Distribution (Special Fund)	0.00	314,433.41	
SPEC	Special Reversing Entry	324,827.90	0.00	
				0.00
SCB0100	AR Catfish Promotion			-93,993.12
RCPT	Receipt	0.00	26,304.58	
SDIS	Distribution (Special Fund)	0.00	25,462.82	
SPEC	Special Reversing Entry	26,304.58	0.00	
WARR	Warrants	26,274.00	0.00	
				-93,181.94
SCC0100	County-Circuit Clerk Cont Ed			-112,634.92
RXFR	Transfer (Regular)	0.00	108,471.10	
SDIS	Distribution (Special Fund)	0.00	105,000.03	
SPEC	Special Reversing Entry	108,471.10	0.00	
WARR	Warrants	64,966.05	0.00	
				-152,668.90
SCE0000	St Crime Lab Equip-Special			-484,251.15
RCPT	Receipt	0.00	336,820.89	
SDIS	Distribution (Special Fund)	0.00	326,042.64	
SPEC	Special Reversing Entry	336,820.89	0.00	
				-810,293.79
SCE0100	St Crime Lab Equip-Sp Rev			-624,470.36
RCPT	Receipt	0.00	3,275.94	
WARR	Warrants	366,713.10	0.00	
				-261,033.20
SCF0000	County Corners Education Fui			-78,071.15
RXFR	Transfer (Regular)	0.00	54,235.51	
SDIS	Distribution (Special Fund)	0.00	52,499.97	
SPEC	Special Reversing Entry	54,235.51	0.00	
WARR	Warrants	7,010.16	0.00	
				-123,560.96
SCP0000	AR Child Passenger Protection			-224,363.15
RCPT	Receipt	0.00	69,855.00	
RXFR	Transfer (Regular)	38,691.57	240.70	
SDIS	Distribution (Special Fund)	0.00	67,619.65	
SPEC	Special Reversing Entry	69,855.00	0.00	
WARR	Warrants	51,946.32	0.00	
				-201,585.61
SCS0100	Private Career Education-Spec			-148,738.66
RCPT	Receipt	0.00	27,818.31	
RXFR	Transfer (Regular)	124,057.43	0.00	
SDIS	Distribution (Special Fund)	0.00	27,373.22	
SPEC	Special Reversing Entry	27,818.31	0.00	
WARR	Warrants	21,262.53	0.00	

Fund Transaction by Type

Start Date:7/1/16 End Date:12/30/16

Fund	Fund Description	Beginning Balance		Ending Balance
Type	Type Description	Debits	Credits	
				-30,791.92
SCT0100	DHS-Child Care Opr	-22,434.50		
RADJ	Receipt Adjustment	350.00	350.00	
RCPT	Receipt	0.00	73,293.00	
RXFR	Transfer (Regular)	79,918.50	0.00	
SDIS	Distribution (Special Fund)	0.00	72,120.31	
SPEC	Special Reversing Entry	73,293.00	0.00	
				-14,636.31
SCX0000	Conservation Tax	-657,321.77		
RADJ	Receipt Adjustment	0.00	84,000.00	
RXFR	Transfer (Regular)	67,043,411.17	68,114,394.56	
SDIS	Distribution (Special Fund)	0.00	34,938,247.36	
SPEC	Special Reversing Entry	67,696,346.28	31,603,115.53	
				-657,321.77
SDA0100	Aeronautics-Oprs	-11,532,032.53		
RXFR	Transfer (Regular)	322,779.34	3,874,458.25	
SDIS	Distribution (Special Fund)	0.00	3,608,599.44	
SPEC	Special Reversing Entry	3,874,458.25	146,566.27	
WARR	Warrants	8,426,990.18	0.00	
				-6,537,428.72
SDB0100	Bd Of Dispensing Opticians-O	-254,822.77		
COFF	Checks Charged Off	250.00	0.00	
RCPT	Receipt	0.00	9,005.00	
RXFR	Transfer (Regular)	7,530.24	582.42	
SDIS	Distribution (Special Fund)	0.00	8,614.92	
SPEC	Special Reversing Entry	9,005.00	250.00	
WARR	Warrants	18,293.83	0.00	
				-238,196.04
SDC0100	ADC Farm Reserve	-1,391,044.82		
RCPT	Receipt	0.00	5,196,040.66	
RXFR	Transfer (Regular)	1,444,378.44	5,605,819.86	
SDIS	Distribution (Special Fund)	0.00	5,075,282.73	
SPEC	Special Reversing Entry	5,157,807.65	0.00	
WARR	Warrants	5,627,914.42	0.00	
				-5,038,087.56
SDD0100	Dept of Correc-Industry Oprs	-2,177,788.35		
RCPT	Receipt	0.00	3,666,029.51	
RXFR	Transfer (Regular)	1,017,810.79	2,075.11	
SDIS	Distribution (Special Fund)	0.00	3,328,686.32	
SPEC	Special Reversing Entry	3,382,811.30	0.00	
WARR	Warrants	2,934,628.77	0.00	
				-1,839,328.43
SDF0101	State Forestry 19-6-411	-1,921,252.96		
COFF	Checks Charged Off	13,066.00	0.00	
RADJ	Receipt Adjustment	1,694.89	1,694.89	
RCPT	Receipt	0.00	5,238,211.06	
RXFR	Transfer (Regular)	3,204,715.88	106,653.98	
SDIS	Distribution (Special Fund)	0.00	3,691,086.51	
SPEC	Special Reversing Entry	3,799,259.67	13,670.59	
WARR	Warrants	1,257,271.75	3,349.46	
				-2,699,911.26

Fund Transaction by Type

Start Date:7/1/16 End Date:12/30/16

Fund	Fund Description	Beginning Balance		Ending Balance
Type	Type Description	Debits	Credits	
SDG0000	Game Protection Fund	-12,323,487.58		
COFF	Checks Charged Off	302.00	0.00	
DXFR	Transfer (Deduction)	0.00	53,267.79	
RADJ	Receipt Adjustment	14.00	0.00	
RCPT	Receipt	0.00	32,469,380.18	
RXFR	Transfer (Regular)	27,563,358.35	16,860,329.79	
SDIS	Distribution (Special Fund)	0.00	19,359,563.53	
SPEC	Special Reversing Entry	19,674,669.18	316.00	
WARR	Warrants	18,630,658.85	0.00	
				-15,197,342.49
SDG0001	Operating Reserve Act238 (001	-9,845,141.31		
DXFR	Transfer (Deduction)	0.00	88,625.93	
RXFR	Transfer (Regular)	0.00	3,000,000.00	
				-12,933,767.24
SDG0100	GPF-License Plate Fnd	-2,791,767.68		
DXFR	Transfer (Deduction)	0.00	19,573.58	
RCPT	Receipt	0.00	3,100.00	
RXFR	Transfer (Regular)	91,847.02	476,279.76	
WARR	Warrants	221,935.08	0.00	
				-2,976,938.92
SDG0101	ED CTR CONST ACT 73215 (0	-41,145.47		
DXFR	Transfer (Deduction)	0.00	11,773.00	
RCPT	Receipt	0.00	1,000,000.00	
RXFR	Transfer (Regular)	0.00	3,960,000.00	
				-5,012,918.47
SDG0102	AGFC Donations Fund (0080)	-126,130.68		
DXFR	Transfer (Deduction)	0.00	884.15	
				-127,014.83
SDG0103	AGFC Earmarked Funds (0080)	0.00		
DXFR	Transfer (Deduction)	0.00	139.01	
RXFR	Transfer (Regular)	0.00	50,000.00	
WARR	Warrants	42,574.04	0.00	
				-7,564.97
SDG0200	GPF-Elk Donation Fnd	-52,738.48		
DXFR	Transfer (Deduction)	0.00	396.52	
RCPT	Receipt	0.00	6,935.00	
				-60,070.00
SDG0300	Game Protection Partners For	-24,834.98		
DXFR	Transfer (Deduction)	0.00	166.83	
RXFR	Transfer (Regular)	2,295.77	0.00	
				-22,706.04
SDG0500	Game Protection St Francis Mi	-213,153.49		
DXFR	Transfer (Deduction)	0.00	1,494.15	
				-214,647.64
SDG0700	Game Protection Nature Cntr (-453,337.49		
DXFR	Transfer (Deduction)	0.00	4,174.18	
RCPT	Receipt	0.00	93,661.89	
RXFR	Transfer (Regular)	0.00	162,786.46	
WARR	Warrants	92,209.25	0.00	
				-621,750.77
SDG0800	AGFC-Gas Lease (0080(-93,809.95		

Fund Transaction by Type

Start Date:7/1/16 End Date:12/30/16

Fund	Fund Description	Beginning Balance		Ending Balance
Type	Type Description	Debits	Credits	
DXFR	Transfer (Deduction)	0.00	770.01	
RCPT	Receipt	0.00	55,212.89	
RXFR	Transfer (Regular)	0.00	499.91	
SDIS	Distribution (Special Fund)	0.00	54,329.48	
SPEC	Special Reversing Entry	55,212.89	0.00	
WARR	Warrants	4,941.72	0.00	
				-144,467.63
SDG0801	AGFC-Gas Rev Grants (0080)	-10,285.60		
DXFR	Transfer (Deduction)	0.00	68.54	
WARR	Warrants	10,000.00	0.00	
				-354.14
SDG0802	Gas Debt Service (0080)	-497.99		
DXFR	Transfer (Deduction)	0.00	1.92	
RXFR	Transfer (Regular)	499.91	0.00	
				0.00
SDG0803	AGFC Gas Capital Proj (0080)	-4,428,321.58		
DXFR	Transfer (Deduction)	0.00	30,312.50	
RCPT	Receipt	0.00	1,500.00	
WARR	Warrants	176,612.66	0.00	
				-4,283,521.42
SDG0804	AGFC Gas Infrastructure Repa	-1,111,602.97		
DXFR	Transfer (Deduction)	0.00	7,792.12	
				-1,119,395.09
SDG1000	Hunters Feeding the Hungry	-3,512.06		
DXFR	Transfer (Deduction)	0.00	20.38	
RADJ	Receipt Adjustment	0.00	14.00	
RCPT	Receipt	0.00	18,005.34	
WARR	Warrants	18,096.08	0.00	
				-3,455.70
SDG1200	AGFC EquipFundAct732 (0080)	-1,392,265.29		
DXFR	Transfer (Deduction)	0.00	9,925.48	
RCPT	Receipt	0.00	5,658.05	
RXFR	Transfer (Regular)	0.00	1,997,467.45	
WARR	Warrants	1,759,468.16	0.00	
				-1,645,848.11
SDG1201	AGFC Fleet Fund	-756,429.13		
DXFR	Transfer (Deduction)	0.00	5,579.23	
RCPT	Receipt	0.00	706,476.62	
RXFR	Transfer (Regular)	152,300.00	250,000.00	
WARR	Warrants	732,072.75	0.00	
				-834,112.23
SDG2000	Black River Settlmnt (0080)	-13,597,554.38		
DXFR	Transfer (Deduction)	0.00	95,220.57	
WARR	Warrants	35,249.08	0.00	
				-13,657,525.87
SDH4300	Securities Dept-Operations	-4,266,412.81		
RCPT	Receipt	0.00	3,966,967.16	
RXFR	Transfer (Regular)	1,183,662.92	3,469.50	
SDIS	Distribution (Special Fund)	0.00	3,898,213.66	
SPEC	Special Reversing Entry	3,961,599.24	0.00	
WARR	Warrants	499,652.17	0.00	

Fund Transaction by Type

Start Date:7/1/16 End Date:12/30/16

Fund	Fund Description	Beginning Balance		Ending Balance
Type	Type Description	Debits	Credits	
				-6,490,148.80
SDI0000	Interpreters Deaf/Hearing Imp	-46,903.00		
RCPT	Receipt	0.00	4,635.00	
SDIS	Distribution (Special Fund)	0.00	4,560.84	
SPEC	Special Reversing Entry	4,635.00	0.00	
WARR	Warrants	846.40	0.00	
				-50,617.44
SDL0100	Commercial Drivers Lic	-14,247,959.07		
RCPT	Receipt	0.00	789.56	
RXFR	Transfer (Regular)	8,102,751.68	1,316,303.31	
SDIS	Distribution (Special Fund)	0.00	1,274,945.90	
SPEC	Special Reversing Entry	1,317,092.87	0.00	
WARR	Warrants	25,585.63	0.00	
				-7,394,567.66
SDN0100	St Crime Lab-DNA Det Oprs	-1,009,244.72		
RCPT	Receipt	0.00	534,618.80	
RXFR	Transfer (Regular)	1,448.90	0.00	
SDIS	Distribution (Special Fund)	0.00	517,511.00	
SPEC	Special Reversing Entry	534,618.80	0.00	
WARR	Warrants	260,961.38	0.00	
				-1,264,345.44
SDO0100	Oil & Gas Comm-Operations	-43,389,964.26		
RCPT	Receipt	0.00	1,829,918.66	
RXFR	Transfer (Regular)	2,705,412.46	72,135.27	
SDIS	Distribution (Special Fund)	0.00	1,710,002.47	
SPEC	Special Reversing Entry	1,738,623.09	0.00	
WARR	Warrants	745,620.81	0.00	
				-41,812,364.30
SDP0101	Plant Board 19-6-408	-7,925,050.61		
COFF	Checks Charged Off	10.00	0.00	
RCPT	Receipt	0.00	4,823,630.86	
RXFR	Transfer (Regular)	2,498,255.90	280,117.26	
SDIS	Distribution (Special Fund)	0.00	4,314,074.15	
SPEC	Special Reversing Entry	4,384,231.70	10.00	
WARR	Warrants	1,021,743.32	0.00	
				-9,438,641.96
SDP4601	Plant Board Grain Warehouse	-125,739.03		
RXFR	Transfer (Regular)	313,321.53	400,090.04	
WARR	Warrants	95,574.60	0.00	
				-116,932.94
SDT0200	DDS-Storem Pmt-Warren	-64,176.04		
RCPT	Receipt	0.00	6,341.37	
SDIS	Distribution (Special Fund)	0.00	6,138.45	
SPEC	Special Reversing Entry	6,341.37	0.00	
WARR	Warrants	408.18	0.00	
				-69,906.31
SEA0000	Educational Adequacy	-84,097,408.75		
LCRT	General Letter of Cert	0.00	13,854,232.02	
RADJ	Receipt Adjustment	0.00	584,000.00	
RXFR	Transfer (Regular)	531,985,488.79	440,831,487.59	
SDIS	Distribution (Special Fund)	0.00	223,294,596.89	

Fund Transaction by Type

Start Date:7/1/16 End Date:12/30/16

Fund	Fund Description	Beginning Balance		Ending Balance
Type	Type Description	Debits	Credits	
SPEC	Special Reversing Entry	435,163,810.50	204,487,574.04	
				0.00
SEF0100	ASP Equipment-AFIS System	-6,040,430.45		
COFF	Checks Charged Off	248.00	0.00	
RADJ	Receipt Adjustment	170.00	388.50	
RCPT	Receipt	0.00	2,496,075.20	
RXFR	Transfer (Regular)	2,097,673.80	1,020,801.26	
SDIS	Distribution (Special Fund)	0.00	1,690,294.01	
SPEC	Special Reversing Entry	1,718,083.45	305.00	
WARR	Warrants	2,312,237.62	0.00	
				-5,119,881.55
SEF0200	MOVEAR MAINTAND OPER (0	-1,000,000.00		
RXFR	Transfer (Regular)	1,000,000.00	2,000,000.00	
WARR	Warrants	151,462.24	0.00	
				-1,848,537.76
SEP0000	Drug/Crime Enf/Pros Act 1086	-3,229,749.24		
RCPT	Receipt	0.00	564,070.24	
RXFR	Transfer (Regular)	111.22	0.50	
SDIS	Distribution (Special Fund)	0.00	546,019.99	
SPEC	Special Reversing Entry	564,070.24	0.00	
WARR	Warrants	920,032.94	0.00	
				-2,855,625.57
SFP0000	Fire Protection Prem Tax	-3,677,143.56		
RADJ	Receipt Adjustment	0.00	3,118,317.90	
RXFR	Transfer (Regular)	6,695,675.24	0.00	
SDIS	Distribution (Special Fund)	0.00	3,018,531.73	
SPEC	Special Reversing Entry	3,118,317.90	0.00	
				-0.05
SFP0100	Fire Prot Prem-Arkansas	-25,251.30		
RXFR	Transfer (Regular)	0.00	52,226.27	
WARR	Warrants	67,105.74	0.00	
				-10,371.83
SFP0200	Fire Prot Prem-Ashley	-99,740.18		
RXFR	Transfer (Regular)	0.00	93,069.89	
WARR	Warrants	162,453.83	0.00	
				-30,356.24
SFP0300	Fire Prot Prem-Baxter	-99,317.47		
RXFR	Transfer (Regular)	0.00	119,183.02	
WARR	Warrants	205,769.68	0.00	
				-12,730.81
SFP0400	Fire Prot Prem-Benton	-169,497.88		
RXFR	Transfer (Regular)	0.00	258,453.06	
WARR	Warrants	402,256.26	0.00	
				-25,694.68
SFP0500	Fire Prot Prem-Boone	-23,730.82		
RXFR	Transfer (Regular)	0.00	97,756.86	
WARR	Warrants	121,487.68	0.00	
				0.00
SFP0600	Fire Prot Prem-Bradley	-49,336.43		
RXFR	Transfer (Regular)	0.00	34,817.51	
WARR	Warrants	43,997.98	0.00	

Fund Transaction by Type

Start Date:7/1/16 End Date:12/30/16

Fund	Fund Description	Beginning Balance	Ending Balance	
Type	Type Description	Debits	Credits	
SFP0700	Fire Prot Prem-Calhoun	-23,463.40		-40,155.96
RXFR	Transfer (Regular)	0.00	34,147.94	
WARR	Warrants	31,097.68	0.00	
SFP0800	Fire Prot Prem-Carroll	-51,129.18		-26,513.66
RXFR	Transfer (Regular)	0.00	64,948.05	
WARR	Warrants	86,094.91	0.00	
SFP0900	Fire Prot Prem-Chicot	-21,899.18		-29,982.32
RXFR	Transfer (Regular)	0.00	34,147.94	
WARR	Warrants	34,609.58	0.00	
SFP1000	Fire Prot Prem-Clark	-69,352.05		-21,437.54
RXFR	Transfer (Regular)	0.00	75,661.13	
WARR	Warrants	125,468.15	0.00	
SFP1100	Fire Prot Prem-Clay	-149,220.16		-19,545.03
RXFR	Transfer (Regular)	0.00	73,652.43	
WARR	Warrants	48,169.73	0.00	
SFP1200	Fire Prot Prem-Cleburne	-52,406.89		-174,702.86
RXFR	Transfer (Regular)	0.00	74,321.99	
WARR	Warrants	113,292.33	0.00	
SFP1300	Fire Prot Prem-Cleveland	-24,797.58		-13,436.55
RXFR	Transfer (Regular)	0.00	44,191.46	
WARR	Warrants	68,989.01	0.00	
SFP1400	Fire Prot Prem-Columbia	-47,152.54		-0.03
RXFR	Transfer (Regular)	0.00	83,026.37	
WARR	Warrants	94,809.72	0.00	
SFP1500	Fire Prot Prem-Conway	-72,073.94		-35,369.19
RXFR	Transfer (Regular)	0.00	69,635.02	
WARR	Warrants	107,375.82	0.00	
SFP1600	Fire Prot Prem-Craighead	-115,872.74		-34,333.14
RXFR	Transfer (Regular)	0.00	194,844.15	
WARR	Warrants	266,392.66	0.00	
SFP1700	Fire Prot Prem-Crawford	-18,386.02		-44,324.23
RXFR	Transfer (Regular)	0.00	132,574.37	
WARR	Warrants	128,201.25	0.00	
SFP1800	Fire Prot Prem-Crittenden	-92,296.80		-22,759.14
RXFR	Transfer (Regular)	0.00	88,382.91	
WARR	Warrants	59,640.09	0.00	
SFP1900	Fire Prot Prem-Cross	-40,534.84		-121,039.62

Fund Transaction by Type

Start Date:7/1/16 End Date:12/30/16

Fund	Fund Description	Beginning Balance	Ending Balance
Type	Type Description	Debits	Credits
RXFR	Transfer (Regular)	0.00	56,243.68
WARR	Warrants	53,281.71	0.00
			-43,496.81
SFP2000	Fire Prot Prem-Dallas	-27,515.24	
RXFR	Transfer (Regular)	0.00	30,130.54
WARR	Warrants	36,431.58	0.00
			-21,214.20
SFP2100	Fire Prot Prem-Desha	-179,464.92	
RXFR	Transfer (Regular)	0.00	47,539.30
WARR	Warrants	36,293.47	0.00
			-190,710.75
SFP2200	Fire Prot Prem-Drew	-80,683.34	
RXFR	Transfer (Regular)	0.00	53,565.40
WARR	Warrants	115,332.01	0.00
			-18,916.73
SFP2300	Fire Prot Prem-Faulkner	-104,291.54	
RXFR	Transfer (Regular)	0.00	154,000.53
WARR	Warrants	257,385.58	0.00
			-906.49
SFP2400	Fire Prot Prem-Franklin	-102,342.90	
RXFR	Transfer (Regular)	0.00	64,948.05
WARR	Warrants	147,373.18	0.00
			-19,917.77
SFP2500	Fire Prot Prem-Fulton	-32,391.12	
RXFR	Transfer (Regular)	0.00	56,243.68
WARR	Warrants	73,035.99	0.00
			-15,598.81
SFP2600	Fire Prot Prem-Garland	-18,268.82	
RXFR	Transfer (Regular)	0.00	208,905.07
WARR	Warrants	227,173.86	0.00
			-0.03
SFP2700	Fire Prot Prem-Grant	-37,140.76	
RXFR	Transfer (Regular)	0.00	75,661.13
WARR	Warrants	103,153.05	0.00
			-9,648.84
SFP2800	Fire Prot Prem-Greene	-75,229.82	
RXFR	Transfer (Regular)	0.00	93,069.89
WARR	Warrants	161,289.52	0.00
			-7,010.19
SFP2900	Fire Prot Prem-Hempstead	-112,479.27	
RXFR	Transfer (Regular)	0.00	126,548.26
WARR	Warrants	194,477.71	0.00
			-44,549.82
SFP3000	Fire Prot Prem-Hot Spring	-87,320.61	
RXFR	Transfer (Regular)	0.00	97,756.86
WARR	Warrants	157,678.24	0.00
			-27,399.23
SFP3100	Fire Prot Prem-Howard	-40,913.30	
RXFR	Transfer (Regular)	0.00	50,217.57
WARR	Warrants	81,578.91	0.00

Fund Transaction by Type

Start Date:7/1/16 End Date:12/30/16

Fund	Fund Description	Beginning Balance		Ending Balance
Type	Type Description	Debits	Credits	
				-9,551.96
SFP3200	Fire Prot Prem-Independence	-77,894.35		
RXFR	Transfer (Regular)	0.00	127,217.83	
WARR	Warrants	188,514.04	0.00	-16,598.14
SFP3300	Fire Prot Prem-Izard	-40,196.91		
RXFR	Transfer (Regular)	0.00	60,930.65	
WARR	Warrants	79,392.36	0.00	-21,735.20
SFP3400	Fire Prot Prem-Jackson	-56,188.19		
RXFR	Transfer (Regular)	0.00	63,608.91	
WARR	Warrants	82,820.01	0.00	-36,977.09
SFP3500	Fire Prot Prem-Jefferson	-55,524.12		
RXFR	Transfer (Regular)	0.00	155,339.67	
WARR	Warrants	144,196.52	0.00	-66,667.27
SFP3600	Fire Prot Prem-Johnson	-74,590.89		
RXFR	Transfer (Regular)	0.00	70,304.59	
WARR	Warrants	114,176.69	0.00	-30,718.79
SFP3700	Fire Prot Prem-Lafayette	-45,730.60		
RXFR	Transfer (Regular)	0.00	47,539.30	
WARR	Warrants	46,634.91	0.00	-46,634.99
SFP3800	Fire Prot Prem-Lawrence	-56,224.84		
RXFR	Transfer (Regular)	0.00	64,278.48	
WARR	Warrants	97,662.89	0.00	-22,840.43
SFP3900	Fire Prot Prem-Lee	-19,836.99		
RXFR	Transfer (Regular)	0.00	48,878.43	
WARR	Warrants	43,663.08	0.00	-25,052.34
SFP4000	Fire Prot Prem-Lincoln	-56,107.66		
RXFR	Transfer (Regular)	0.00	74,991.57	
WARR	Warrants	98,403.66	0.00	-32,695.57
SFP4100	Fire Prot Prem-Little River	-114,055.34		
RXFR	Transfer (Regular)	0.00	51,556.70	
WARR	Warrants	58,591.77	0.00	-107,020.27
SFP4200	Fire Prot Prem-Logan	-55,200.13		
RXFR	Transfer (Regular)	0.00	70,974.16	
WARR	Warrants	84,696.12	0.00	-41,478.17
SFP4300	Fire Prot Prem-Lonoke	-46,498.32		
RXFR	Transfer (Regular)	0.00	113,826.48	
WARR	Warrants	147,686.64	0.00	-12,638.16
SFP4400	Fire Prot Prem-Madison	-59,041.92		

Fund Transaction by Type

Start Date:7/1/16 End Date:12/30/16

Fund	Fund Description	Beginning Balance	Ending Balance
Type	Type Description	Debits	Credits
RXFR	Transfer (Regular)	0.00	63,608.91
WARR	Warrants	122,650.83	0.00
			0.00
SFP4500	Fire Prot Prem-Marion	-49,789.90	
RXFR	Transfer (Regular)	0.00	66,956.76
WARR	Warrants	108,536.25	0.00
			-8,210.41
SFP4600	Fire Prot Prem-Miller	-153,937.06	
RXFR	Transfer (Regular)	0.00	96,417.73
WARR	Warrants	73,349.43	0.00
			-177,005.36
SFP4700	Fire Prot Prem-Mississippi	-107,614.87	
RXFR	Transfer (Regular)	0.00	118,513.45
WARR	Warrants	164,197.49	0.00
			-61,930.83
SFP4800	Fire Prot Prem-Monroe	-7,541.74	
RXFR	Transfer (Regular)	0.00	35,487.08
WARR	Warrants	43,028.80	0.00
			-0.02
SFP4900	Fire Prot Prem-Montgomery	-16,738.99	
RXFR	Transfer (Regular)	0.00	44,191.46
WARR	Warrants	49,083.33	0.00
			-11,847.12
SFP5000	Fire Prot Prem-Nevada	-37,357.40	
RXFR	Transfer (Regular)	0.00	38,834.91
WARR	Warrants	39,967.80	0.00
			-36,224.51
SFP5100	Fire Prot Prem-Newton	-33,487.69	
RXFR	Transfer (Regular)	0.00	44,861.02
WARR	Warrants	61,273.77	0.00
			-17,074.94
SFP5200	Fire Prot Prem-Ouachita	-134,366.58	
RXFR	Transfer (Regular)	0.00	91,730.75
WARR	Warrants	109,010.36	0.00
			-117,086.97
SFP5300	Fire Prot Prem-Perry	-27,788.33	
RXFR	Transfer (Regular)	0.00	41,513.19
WARR	Warrants	45,741.35	0.00
			-23,560.17
SFP5400	Fire Prot Prem-Phillips	-56,950.27	
RXFR	Transfer (Regular)	0.00	74,991.57
WARR	Warrants	95,368.00	0.00
			-36,573.84
SFP5500	Fire Prot Prem-Pike	-47,007.73	
RXFR	Transfer (Regular)	0.00	58,252.38
WARR	Warrants	99,408.64	0.00
			-5,851.47
SFP5600	Fire Prot Prem-Poinsett	-55,045.75	
RXFR	Transfer (Regular)	0.00	76,330.70
WARR	Warrants	106,804.68	0.00

Fund Transaction by Type

Start Date:7/1/16 End Date:12/30/16

Fund	Fund Description	Beginning Balance	Ending Balance	
Type	Type Description	Debits	Credits	
				-24,571.77
SFP5700	Fire Prot Prem-Polk	-58,965.69		
RXFR	Transfer (Regular)	0.00	67,626.32	
WARR	Warrants	77,727.52	0.00	
				-48,864.49
SFP5800	Fire Prot Prem-Pope	-62,592.38		
RXFR	Transfer (Regular)	0.00	115,835.18	
WARR	Warrants	174,516.76	0.00	
				-3,910.80
SFP5900	Fire Prot Prem-Prairie	-38,330.67		
RXFR	Transfer (Regular)	0.00	55,574.10	
WARR	Warrants	45,275.74	0.00	
				-48,629.03
SFP6000	Fire Prot Prem-Pulaski	-231,670.74		
RXFR	Transfer (Regular)	0.00	401,071.01	
WARR	Warrants	632,289.29	0.00	
				-452.46
SFP6100	Fire Prot Prem-Randolph	-58,211.91		
RXFR	Transfer (Regular)	0.00	64,278.48	
WARR	Warrants	122,490.39	0.00	
				0.00
SFP6200	Fire Prot Prem-Saline	-167,220.24		
RXFR	Transfer (Regular)	0.00	200,870.26	
WARR	Warrants	351,932.44	0.00	
				-16,158.06
SFP6300	Fire Prot Prem-Scott	-36,112.14		
RXFR	Transfer (Regular)	0.00	39,504.49	
WARR	Warrants	75,616.61	0.00	
				-0.02
SFP6400	Fire Prot Prem-Searcy	-43,660.29		
RXFR	Transfer (Regular)	0.00	48,878.43	
WARR	Warrants	78,839.06	0.00	
				-13,699.66
SFP6500	Fire Prot Prem-Sebastian	-60,273.10		
RXFR	Transfer (Regular)	0.00	137,930.91	
WARR	Warrants	160,904.19	0.00	
				-37,299.82
SFP6600	Fire Prot Prem-Sevier	-50,138.90		
RXFR	Transfer (Regular)	0.00	54,904.54	
WARR	Warrants	93,074.55	0.00	
				-11,968.89
SFP6700	Fire Prot Prem-Sharp	-54,007.12		
RXFR	Transfer (Regular)	0.00	87,043.78	
WARR	Warrants	114,220.57	0.00	
				-26,830.33
SFP6800	Fire Prot Prem-St. Francis	-62,959.16		
RXFR	Transfer (Regular)	0.00	97,087.29	
WARR	Warrants	124,926.23	0.00	
				-35,120.22
SFP6900	Fire Prot Prem-Stone	-39,772.97		

Fund Transaction by Type

Start Date:7/1/16 End Date:12/30/16

Fund	Fund Description	Beginning Balance		Ending Balance
Type	Type Description	Debits	Credits	
RXFR	Transfer (Regular)	0.00	51,556.70	
WARR	Warrants	89,913.52	0.00	
				-1,416.15
SFP7000	Fire Prot Prem-Union	-109,224.28		
RXFR	Transfer (Regular)	0.00	134,583.08	
WARR	Warrants	161,528.58	0.00	
				-82,278.78
SFP7100	Fire Prot Prem-Van Buren	-37,515.84		
RXFR	Transfer (Regular)	0.00	79,008.96	
WARR	Warrants	116,524.80	0.00	
				0.00
SFP7200	Fire Prot Prem-Washington	-121,392.82		
RXFR	Transfer (Regular)	0.00	231,670.37	
WARR	Warrants	336,945.10	0.00	
				-16,118.09
SFP7300	Fire Prot Prem-White	-115,172.80		
RXFR	Transfer (Regular)	0.00	181,452.80	
WARR	Warrants	264,300.22	0.00	
				-32,325.38
SFP7400	Fire Prot Prem-Woodruff	-35,588.48		
RXFR	Transfer (Regular)	0.00	31,469.67	
WARR	Warrants	49,171.29	0.00	
				-17,886.86
SFP7500	Fire Prot Prem-Yell	-16,690.27		
RXFR	Transfer (Regular)	4,550.33	74,321.86	
WARR	Warrants	86,461.80	0.00	
				0.00
SFR0100	Fire/Police Pension/Relief	-1,802,315.76		
WARR	Warrants	581,833.12	0.00	
				-1,220,482.64
SFR0300	Fire&Police Pension Adl (0620	-85,854.78		
WARR	Warrants	85,854.78	0.00	
				0.00
SFR0400	Fire&Police Pension Suppl(06:	-117,980.00		
WARR	Warrants	117,000.00	0.00	
				-980.00
SFR0500	Fire&PolicePension FutSup(06:	-6,087,541.00		
RCPT	Receipt	0.00	20,088.00	
WARR	Warrants	739,116.00	0.00	
				-5,368,513.00
SFS0000	Cigarette Fire Safe 697/09	-246,100.50		
RCPT	Receipt	0.00	3,000.00	
SDIS	Distribution (Special Fund)	0.00	2,952.00	
SPEC	Special Reversing Entry	3,000.00	0.00	
				-249,052.50
SGS0100	Corn Grain Sorghum Bd-Oper:	-874,223.66		
RCPT	Receipt	0.00	404,423.96	
RXFR	Transfer (Regular)	95.18	103,719.97	
SDIS	Distribution (Special Fund)	0.00	491,791.19	
SPEC	Special Reversing Entry	508,143.93	95.18	

Fund Transaction by Type

Start Date:7/1/16 End Date:12/30/16

Fund	Fund Description	Beginning Balance	Ending Balance
Type	Type Description	Debits	Credits
WARR	Warrants	27,614.21	0.00
			-1,338,400.64
SHA0000	Dept of Hlth-HVACR	-485,291.13	
RCPT	Receipt	0.00	299,877.00
RXFR	Transfer (Regular)	405,720.59	82,324.20
SDIS	Distribution (Special Fund)	0.00	295,078.97
SPEC	Special Reversing Entry	299,877.00	0.00
			-456,973.71
SHF0000	AR Heritage Fund-Consr Tax	0.00	
RXFR	Transfer (Regular)	235,814.27	235,814.27
			0.00
SHF0100	DAH-Consr Tax-Dir Off	-2,529,554.11	
RCPT	Receipt	0.00	26,698.00
RXFR	Transfer (Regular)	1,603,541.79	3,144,470.53
SDIS	Distribution (Special Fund)	0.00	3,444.00
SPEC	Special Reversing Entry	3,500.00	0.00
WARR	Warrants	757,579.08	0.00
			-3,339,545.77
SHF0200	DAH-Consr Tax-Delta Clt Ctr	-84,992.53	
RXFR	Transfer (Regular)	21,096.66	100,000.00
WARR	Warrants	153,895.44	0.00
			-10,000.43
SHF0300	DAH-Consr Tax-Arts Co	-11,892.69	
RXFR	Transfer (Regular)	51,387.58	550,000.00
WARR	Warrants	496,004.01	0.00
			-14,501.10
SHF0400	DAH-Consr Tax-Commr Comr	-257,125.28	
RCPT	Receipt	0.00	2,039.91
RXFR	Transfer (Regular)	40,309.75	48,917.30
WARR	Warrants	244,288.22	0.00
			-23,484.52
SHF0500	DAH-Consr Tax-Hist Presv	-163.73	
RXFR	Transfer (Regular)	108,347.61	235,814.27
WARR	Warrants	18,793.31	0.00
			-108,837.08
SHF0600	DAH-Consr Tax-Natl Hrtg	-35,188.88	
RCPT	Receipt	0.00	20.00
RXFR	Transfer (Regular)	171,490.04	250,000.00
WARR	Warrants	105,602.76	0.00
			-8,116.08
SHF0700	DAH-Consr Tax-Terr Restr	-32,609.77	
RCPT	Receipt	0.00	8,750.00
RXFR	Transfer (Regular)	187,893.17	390,599.88
WARR	Warrants	230,665.85	0.00
			-13,400.63
SHF0900	Mosaic Templars Amend 75(0	-46,915.46	
WARR	Warrants	42,297.61	0.00
			-4,617.85
SHI0000	AR Highway Transfer (0090)	0.00	
RXFR	Transfer (Regular)	41,500,000.00	41,500,000.00
			0.00

Fund Transaction by Type

Start Date:7/1/16 End Date:12/30/16

Fund	Fund Description	Beginning Balance		Ending Balance
Type	Type Description	Debits	Credits	
SHK0000	Milk Inspection	-86,200.64		
RCPT	Receipt	0.00	170,122.74	
RXFR	Transfer (Regular)	193,747.99	68,007.42	
SDIS	Distribution (Special Fund)	0.00	167,400.77	
SPEC	Special Reversing Entry	170,122.74	0.00	
				-127,860.84
SHL0000	Plumbers Licensing	-810,374.41		
RCPT	Receipt	0.00	280,475.00	
RXFR	Transfer (Regular)	362,930.88	35,958.19	
SDIS	Distribution (Special Fund)	0.00	272,203.92	
SPEC	Special Reversing Entry	276,630.00	0.00	
				-759,450.64
SHM0100	Mfg Home Comm-Operations	-351,441.84		
RCPT	Receipt	0.00	149,106.00	
RXFR	Transfer (Regular)	66,564.77	0.00	
SDIS	Distribution (Special Fund)	0.00	65,996.88	
SPEC	Special Reversing Entry	67,070.00	0.00	
WARR	Warrants	31,402.63	0.00	
				-401,507.32
SHW0000	Haz Waste Permit Fee	-4,570,782.17		
RCPT	Receipt	0.00	388,492.20	
RXFR	Transfer (Regular)	396,790.93	0.00	
SDIS	Distribution (Special Fund)	0.00	302,530.21	
SPEC	Special Reversing Entry	307,449.40	0.00	
WARR	Warrants	77,825.80	0.00	
				-4,479,738.45
SIA0101	L/P Equine Infectious Anemia	-515,161.11		
COFF	Checks Charged Off	588.00	0.00	
RCPT	Receipt	0.00	56,580.70	
RXFR	Transfer (Regular)	26,284.07	0.00	
SDIS	Distribution (Special Fund)	0.00	54,410.61	
SPEC	Special Reversing Entry	55,883.33	588.00	
WARR	Warrants	33,674.86	0.00	
				-510,310.16
SIB0100	Bank Department-Operations	-7,659,708.74		
RCPT	Receipt	0.00	4,988,139.58	
RXFR	Transfer (Regular)	3,012,561.73	4,840.95	
SDIS	Distribution (Special Fund)	0.00	4,879,549.42	
SPEC	Special Reversing Entry	4,958,891.70	0.00	
WARR	Warrants	1,115,489.63	0.00	
				-8,445,295.63
SIE0000	Investor Education (0410)	-871,151.57		
RCPT	Receipt	0.00	39,850.00	
WARR	Warrants	75,000.20	0.00	
				-836,001.37
SIL0100	LP Gas Board Opns	-1,200,229.07		
COFF	Checks Charged Off	545.00	0.00	
RCPT	Receipt	0.00	263,790.00	
RXFR	Transfer (Regular)	190,665.39	2.50	
SDIS	Distribution (Special Fund)	0.00	259,033.08	
SPEC	Special Reversing Entry	263,790.00	545.00	

Fund Transaction by Type

Start Date:7/1/16 End Date:12/30/16

Fund	Fund Description	Beginning Balance		Ending Balance
Type	Type Description	Debits	Credits	
WARR	Warrants	69,101.35	0.00	
				-1,199,497.91
SIP0101	Poultry & Egg Grading 19-6-40	-5,281,277.26		
RCPT	Receipt	0.00	1,480,115.16	
RXFR	Transfer (Regular)	948,392.36	3,584.58	
SDIS	Distribution (Special Fund)	0.00	820,916.80	
SPEC	Special Reversing Entry	834,265.04	0.00	
WARR	Warrants	445,465.93	0.00	
				-5,357,770.47
SIR0000	Commercial Truck Safety/Edu	-2,434,969.79		
RXFR	Transfer (Regular)	0.00	2,000,000.00	
SDIS	Distribution (Special Fund)	0.00	1,936,000.00	
SPEC	Special Reversing Entry	2,000,000.00	0.00	
				-4,370,969.79
SIS0000	Road/Bridge Repair (0090)	-67,461.31		
RXFR	Transfer (Regular)	382.35	198,465.76	
SDIS	Distribution (Special Fund)	0.00	191,744.74	
SPEC	Special Reversing Entry	198,465.76	382.35	
WARR	Warrants	67,461.00	0.00	
				-191,745.05
SJP0100	Public Service-Utilities	-3,525,345.53		
RCPT	Receipt	0.00	8,556,042.60	
RXFR	Transfer (Regular)	3,204,502.83	342.95	
SDIS	Distribution (Special Fund)	0.00	8,415,956.04	
SPEC	Special Reversing Entry	8,552,800.85	0.00	
WARR	Warrants	825,479.99	0.00	
				-7,914,903.45
SKL0000	Skills Development (0590)	-21,066,337.60		
RCPT	Receipt	0.00	20,034.00	
RXFR	Transfer (Regular)	47,787.71	5,051,021.15	
WARR	Warrants	6,073,889.67	0.00	
				-20,015,715.37
SLA0000	Public Legal Aid	0.00		
RXFR	Transfer (Regular)	0.00	278,015.40	
WARR	Warrants	278,015.40	0.00	
				0.00
SLS0000	Beneficiaries of Fallen Law En	-5,521.85		
RXFR	Transfer (Regular)	0.00	1,714.45	
SDIS	Distribution (Special Fund)	0.00	1,659.59	
SPEC	Special Reversing Entry	1,714.45	0.00	
WARR	Warrants	1,000.00	0.00	
				-6,181.44
SMB0000	Marketing Board Fund	-315,554.37		
RCPT	Receipt	0.00	16,595.11	
RXFR	Transfer (Regular)	322.95	0.00	
SDIS	Distribution (Special Fund)	0.00	16,329.59	
SPEC	Special Reversing Entry	16,595.11	0.00	
WARR	Warrants	9,286.12	0.00	
				-322,274.89
SMD0000	Specialty Court Prog (0485)	-2,301.46		
RCPT	Receipt	0.00	2,260.00	

Fund Transaction by Type

Start Date:7/1/16 End Date:12/30/16

Fund	Fund Description	Beginning Balance		Ending Balance
Type	Type Description	Debits	Credits	
SDIS	Distribution (Special Fund)	0.00	2,187.68	
SPEC	Special Reversing Entry	2,260.00	0.00	
WARR	Warrants	1,076.94	0.00	
				-3,412.20
SMF0000	Military Funeral Hon 784/09	-165,730.21		
RXFR	Transfer (Regular)	0.00	21,000.00	
SDIS	Distribution (Special Fund)	0.00	20,328.00	
SPEC	Special Reversing Entry	21,000.00	0.00	
WARR	Warrants	7,450.00	0.00	
				-178,608.21
SMH0100	ADEM-Special Rev Fee	-598,335.17		
COFF	Checks Charged Off	650.00	0.00	
RCPT	Receipt	0.00	56,294.75	
RXFR	Transfer (Regular)	59,185.08	0.00	
SDIS	Distribution (Special Fund)	0.00	54,754.43	
SPEC	Special Reversing Entry	56,294.75	650.00	
WARR	Warrants	8,778.20	0.00	
				-585,126.32
SMH6800	EMPG T&E (0995)	-56,255.64		
RCPT	Receipt	0.00	1,403.60	
RXFR	Transfer (Regular)	35,076.96	4,755.40	
WARR	Warrants	27,332.98	0.00	
				-4.70
SMH6900	EMPG T&E 15 (0995)	0.00		
RADJ	Receipt Adjustment	0.00	0.60	
RCPT	Receipt	0.00	62,271.11	
RXFR	Transfer (Regular)	42,819.43	81,540.75	
WARR	Warrants	82,923.42	0.00	
				-18,069.61
SML0000	Domestic Peace	-37,916.05		
RADJ	Receipt Adjustment	121.00	121.00	
RCPT	Receipt	0.00	204,058.35	
SDIS	Distribution (Special Fund)	0.00	197,528.49	
SPEC	Special Reversing Entry	204,179.35	121.00	
WARR	Warrants	207,176.76	0.00	
				-28,267.78
SMP0000	ASP Special Operating	0.00		
AXFR	Advance Transfer	0.00	26,247,000.00	
GDIS	Distribution (General Fund)	0.00	7,155,030.89	
RXFR	Transfer (Regular)	40,173,107.17	7,981,830.89	
				-1,210,754.61
SMP0100	ASP Special Operating	-3,576,726.48		
COFF	Checks Charged Off	420.00	0.00	
CTAX	Claims & Taxes	48.40	0.00	
RADJ	Receipt Adjustment	426.50	90.00	
RCPT	Receipt	0.00	3,936,831.23	
RXFR	Transfer (Regular)	31,426,080.54	36,889,024.18	
SDIS	Distribution (Special Fund)	0.00	9,272,512.04	
SPEC	Special Reversing Entry	9,553,526.71	846.50	
WARR	Warrants	9,957,895.05	0.00	
				-2,737,633.23

Fund Transaction by Type

Start Date:7/1/16 End Date:12/30/16

Fund	Fund Description	Beginning Balance	Ending Balance
Type	Type Description	Debits	Credits
SMP0200	ASP Indirect Admin Costs	0.00	
RXFR	Transfer (Regular)	5,330,722.44	6,099,396.21
			-768,673.77
SMP0300	ASP Special Operating	-70,381.00	
RCPT	Receipt	0.00	15,002.89
RXFR	Transfer (Regular)	8,982.36	21,314.95
WARR	Warrants	91,691.46	0.00
			-6,025.02
SMP0500	ASP Used Motor Vehicle	-739,865.80	
COFF	Checks Charged Off	500.00	0.00
RCPT	Receipt	0.00	353,067.69
RXFR	Transfer (Regular)	302,954.73	0.76
SDIS	Distribution (Special Fund)	0.00	346,895.23
SPEC	Special Reversing Entry	353,035.80	500.00
WARR	Warrants	78,039.63	0.00
			-705,799.32
SMP0600	ASP-PI/Security	-711,769.62	
COFF	Checks Charged Off	450.00	0.00
RADJ	Receipt Adjustment	122.00	200.00
RCPT	Receipt	0.00	221,209.25
RXFR	Transfer (Regular)	160,534.33	7.10
SDIS	Distribution (Special Fund)	0.00	217,303.85
SPEC	Special Reversing Entry	221,369.25	532.00
WARR	Warrants	56,855.36	0.00
			-711,690.88
SMP0700	ASP Salvage Auction	-910,406.10	
RCPT	Receipt	0.00	31,263.00
SDIS	Distribution (Special Fund)	0.00	30,762.79
SPEC	Special Reversing Entry	31,263.00	0.00
			-941,168.89
SMP0800	AR Wireless Network	-233,206.06	
RXFR	Transfer (Regular)	2,897,933.65	3,512,103.37
WARR	Warrants	285,563.75	0.00
			-561,812.03
SMP1100	ASP Health Plan Hldg Act 150f	-1,193,477.48	
RXFR	Transfer (Regular)	0.00	1,550,141.88
			-2,743,619.36
SMP1200	Auto Operator Hldg (0960)	-1,891,473.18	
RCPT	Receipt	0.00	2,147,093.09
SDIS	Distribution (Special Fund)	0.00	2,078,386.11
SPEC	Special Reversing Entry	2,147,093.09	0.00
			-3,969,859.29
SMP2003	ASP Highway Safety 402	-10,746.18	
RCPT	Receipt	0.00	1,664,654.53
RXFR	Transfer (Regular)	1,921,271.04	1,461,675.41
WARR	Warrants	1,170,952.27	0.00
			-44,852.81
SMP2103	MinPenalties/Repeat Offed 09f	0.00	
RCPT	Receipt	0.00	16,365.44
RXFR	Transfer (Regular)	16,365.44	0.00
			0.00

Fund Transaction by Type

Start Date:7/1/16 End Date:12/30/16

Fund	Fund Description	Beginning Balance	Ending Balance	
Type	Type Description	Debits	Credits	
SMP2203	ASP Highway Safety 410	-8,091.06		
RCPT	Receipt	0.00	319,019.72	
RXFR	Transfer (Regular)	319,019.72	319,019.72	
WARR	Warrants	319,019.72	0.00	
				-8,091.06
SMP2503	ASP Highway Safety 154	0.00		
RCPT	Receipt	0.00	3,670,192.17	
RXFR	Transfer (Regular)	1,273,256.90	467,628.13	
WARR	Warrants	2,864,563.40	0.00	
				0.00
SMP2603	ASP Highway Safety 403	0.00		
RCPT	Receipt	0.00	57,024.89	
RXFR	Transfer (Regular)	108,423.92	59,345.02	
WARR	Warrants	7,747.67	0.00	
				-198.32
SMP2809	Hwy Safety 406 Act 1288/07	0.00		
RCPT	Receipt	0.00	304,615.83	
RXFR	Transfer (Regular)	304,913.33	1,819.92	
WARR	Warrants	1,522.42	0.00	
				0.00
SMP2980	VIDEO STORAGE 16 (0960)	-11,279.26		
RXFR	Transfer (Regular)	1,211,696.26	2,062,530.44	
WARR	Warrants	859,562.98	0.00	
				-2,550.46
SMP3021	Hwy Safety 405 MAP 21Act120	-17,864.41		
RCPT	Receipt	0.00	1,292,903.83	
RXFR	Transfer (Regular)	1,369,743.30	1,129,745.67	
WARR	Warrants	962,363.59	0.00	
				-108,407.02
SMP3064	E-CRASH 16 (0960)	0.00		
RXFR	Transfer (Regular)	227,453.92	408,197.42	
WARR	Warrants	180,743.50	0.00	
				0.00
SMP3072	STEP 16 (0960)	-4,346.08		
RXFR	Transfer (Regular)	664,426.24	688,840.50	
WARR	Warrants	28,760.34	0.00	
				0.00
SMP3073	E-CITE 16 (0960)	0.00		
RXFR	Transfer (Regular)	155,297.53	303,496.05	
WARR	Warrants	148,198.52	0.00	
				0.00
SMP3074	E-CRASH 17 (0960)	0.00		
RXFR	Transfer (Regular)	3,531.51	3,531.51	
				0.00
SMP3083	E-CITE 17 (0960)	0.00		
RXFR	Transfer (Regular)	3,531.71	3,531.71	
				0.00
SMP4072	SELECTIVE TRAFFIC ENFORC	0.00		
RXFR	Transfer (Regular)	270,848.11	274,813.88	
WARR	Warrants	3,965.77	0.00	

Fund Transaction by Type

Start Date:7/1/16 End Date:12/30/16

Fund	Fund Description	Beginning Balance	Ending Balance
Type	Type Description	Debits	Credits
0.00			
SMP8800	ASP Vehicles (0960)	-2,812,463.80	
RCPT	Receipt	0.00	565,912.45
RXFR	Transfer (Regular)	7,198.81	2,480,290.47
SDIS	Distribution (Special Fund)	0.00	862,733.63
SPEC	Special Reversing Entry	891,253.75	0.00
WARR	Warrants	1,775,814.25	0.00
-4,047,133.54			
SMP9602	ASP Troop K Cont Project	-401,221.29	
RXFR	Transfer (Regular)	131,020.39	831,140.37
WARR	Warrants	238,102.45	0.00
-863,238.82			
SMS0000	ADH Marine Sanitation	-31,114.75	
RXFR	Transfer (Regular)	131,841.73	106,162.76
-5,435.78			
SNH0100	DHS-Nrs Hm Prsnl Trng-Exp	-674,748.87	
RXFR	Transfer (Regular)	9,744.02	0.00
-665,004.85			
SNP0100	Nuclear Planning & Response	-123,190.03	
RCPT	Receipt	0.00	1,095,565.77
RXFR	Transfer (Regular)	575,124.25	33,866.92
SDIS	Distribution (Special Fund)	0.00	1,060,507.67
SPEC	Special Reversing Entry	1,095,565.77	0.00
WARR	Warrants	162,500.00	0.00
-479,940.37			
SPC0101	L/P Brucellosis Erad/Inspectio	-1,003,778.65	
RCPT	Receipt	0.00	288,595.54
RXFR	Transfer (Regular)	463,717.65	329,664.19
SDIS	Distribution (Special Fund)	0.00	235,811.52
SPEC	Special Reversing Entry	529,956.05	286,349.28
WARR	Warrants	132,883.55	0.00
-1,017,641.93			
SPD0100	People With Disabilities	-18,026.36	
RCPT	Receipt	0.00	4,075.26
SDIS	Distribution (Special Fund)	0.00	4,010.06
SPEC	Special Reversing Entry	4,075.26	0.00
WARR	Warrants	5,500.00	0.00
-16,536.42			
SPF0100	Comty Punshmt Rev-Oprs	-5,544,000.95	
RCPT	Receipt	0.00	3,946,618.63
RXFR	Transfer (Regular)	2,029,693.77	285,646.25
SDIS	Distribution (Special Fund)	0.00	3,833,009.02
SPEC	Special Reversing Entry	3,895,334.36	0.00
WARR	Warrants	2,338,900.97	0.00
-5,345,345.75			
SPS0101	Livestock/Poultry Special Rev	-1,317,654.51	
COFF	Checks Charged Off	912.00	0.00
RADJ	Receipt Adjustment	36.60	0.00
RCPT	Receipt	0.00	903,148.14
RXFR	Transfer (Regular)	57,466.82	54.84
SDIS	Distribution (Special Fund)	0.00	851,856.86

Fund Transaction by Type

Start Date:7/1/16 End Date:12/30/16

Fund	Fund Description	Beginning Balance		Ending Balance
Type	Type Description	Debits	Credits	
SPEC	Special Reversing Entry	866,656.78	948.60	
WARR	Warrants	627,154.42	0.00	
				-1,521,436.33
SPT0100	Conscr Tax-Oprs	-24,540,713.30		
FORG	Forgery	0.00	38.38	
RCPT	Receipt	0.00	17,422.12	
RXFR	Transfer (Regular)	3,342,431.64	15,956,556.81	
SDIS	Distribution (Special Fund)	0.00	5,378.62	
SPEC	Special Reversing Entry	5,556.42	0.00	
WARR	Warrants	17,007,794.00	0.00	
				-20,164,327.17
SRP0100	Rice Research & Promo Bd-Opr	-449,602.12		
RCPT	Receipt	0.00	3,963,898.54	
RXFR	Transfer (Regular)	98,758.76	51,740.60	
SDIS	Distribution (Special Fund)	0.00	3,791,540.19	
SPEC	Special Reversing Entry	4,015,639.14	98,758.76	
WARR	Warrants	3,710,603.95	0.00	
				-530,538.36
SRS0000	Reg Sub Stor Tank Prg	-2,087,269.97		
COFF	Checks Charged Off	1,225.00	0.00	
RCPT	Receipt	0.00	184,580.00	
RXFR	Transfer (Regular)	294,593.37	6.24	
SDIS	Distribution (Special Fund)	0.00	119,885.64	
SPEC	Special Reversing Entry	123,060.00	1,225.00	
WARR	Warrants	77,079.21	0.00	
				-1,897,009.27
SSA0000	AR CourtAppointedSpecAdvo	-6,393.05		
RXFR	Transfer (Regular)	0.00	3,425.00	
SDIS	Distribution (Special Fund)	0.00	3,315.40	
SPEC	Special Reversing Entry	3,425.00	0.00	
				-9,708.45
SSC0480	ADC Sex/Child Offen Reg-048	-111,857.14		
RCPT	Receipt	0.00	13,600.04	
RXFR	Transfer (Regular)	193.89	0.00	
SDIS	Distribution (Special Fund)	0.00	13,164.83	
SPEC	Special Reversing Entry	13,600.04	0.00	
				-124,828.08
SSC0990	ACIC Sex/Child Offend Reg-09	-50,572.92		
RCPT	Receipt	0.00	13,600.06	
RXFR	Transfer (Regular)	193.88	0.00	
SDIS	Distribution (Special Fund)	0.00	13,164.85	
SPEC	Special Reversing Entry	13,600.06	0.00	
WARR	Warrants	10,511.64	0.00	
				-53,032.25
SSD0000	Individual Sewage Disposal Sy	-39,399.12		
RCPT	Receipt	0.00	12,293.14	
RXFR	Transfer (Regular)	18,983.67	11,241.34	
SDIS	Distribution (Special Fund)	0.00	12,096.45	
SPEC	Special Reversing Entry	12,293.14	0.00	
				-43,753.24
SSE0000	AR Citizens 1st Resp Safety	-27,135.54		

Fund Transaction by Type

Start Date:7/1/16 End Date:12/30/16

Fund	Fund Description	Beginning Balance		Ending Balance
Type	Type Description	Debits	Credits	
RCPT	Receipt	0.00	183,046.57	
SDIS	Distribution (Special Fund)	0.00	177,189.09	
SPEC	Special Reversing Entry	183,046.57	0.00	
WARR	Warrants	174,864.76	0.00	
				-29,459.87
SST0101	Livestock/Poultry Swine Testir	-1,462.52		
RXFR	Transfer (Regular)	0.00	27.00	
SDIS	Distribution (Special Fund)	0.00	26.14	
SPEC	Special Reversing Entry	27.00	0.00	
				-1,488.66
SSV0000	Spirituos & Vinous BevAct(06	-459,294.03		
RCPT	Receipt	0.00	96,381.08	
SDIS	Distribution (Special Fund)	0.00	93,296.89	
SPEC	Special Reversing Entry	96,381.08	0.00	
WARR	Warrants	41,139.90	0.00	
				-511,451.02
SSW0100	Social Work Licensing-Operati	-636,851.01		
RCPT	Receipt	0.00	84,761.21	
RXFR	Transfer (Regular)	42,321.27	0.00	
SDIS	Distribution (Special Fund)	0.00	83,405.03	
SPEC	Special Reversing Entry	84,761.21	0.00	
WARR	Warrants	22,797.41	0.00	
				-655,137.36
STC0100	Telecomm Equip Fund-Oprs	-562,095.57		
RCPT	Receipt	0.00	223,242.23	
RXFR	Transfer (Regular)	54,293.90	0.00	
SDIS	Distribution (Special Fund)	0.00	215,507.16	
SPEC	Special Reversing Entry	222,631.37	0.00	
WARR	Warrants	98,035.53	0.00	
				-625,884.16
STR0000	AR Tobacco Control Rev (0261	-451,434.60		
COFF	Checks Charged Off	700.00	0.00	
RCPT	Receipt	0.00	74,600.00	
RXFR	Transfer (Regular)	2.97	0.00	
SDIS	Distribution (Special Fund)	0.00	72,717.60	
SPEC	Special Reversing Entry	74,600.00	700.00	
				-524,149.23
SVS0000	AR Video Service Fund (0063)	-14,555.58		
RCPT	Receipt	0.00	3,400.00	
SDIS	Distribution (Special Fund)	0.00	3,291.20	
SPEC	Special Reversing Entry	3,400.00	0.00	
				-17,846.78
SWF0100	Wkforce 2000 Dev-Grant/Exp	-2,606,363.34		
RADJ	Receipt Adjustment	0.00	15,260,394.12	
RXFR	Transfer (Regular)	14,916,414.44	0.00	
SDIS	Distribution (Special Fund)	0.00	14,772,061.50	
SPEC	Special Reversing Entry	15,260,394.12	0.00	
				-2,462,010.40
SWP0100	Wheat Promotion Bd-Operatio	-74,618.23		
RCPT	Receipt	0.00	61,708.65	
RXFR	Transfer (Regular)	30.74	19,657.05	

Fund Transaction by Type

Start Date:7/1/16 End Date:12/30/16

Fund	Fund Description	Beginning Balance	Ending Balance
Type	Type Description	Debits	Credits
SDIS	Distribution (Special Fund)	0.00	78,732.24
SPEC	Special Reversing Entry	81,365.70	30.74
WARR	Warrants	110,395.30	0.00
			-42,955.17
SWT0000	In God We Trust License Plate	-8,922.10	
RXFR	Transfer (Regular)	52,447.30	52,164.05
SDIS	Distribution (Special Fund)	0.00	50,494.80
SPEC	Special Reversing Entry	52,164.05	0.00
			-6,969.60
SXA0100	Abstractors Examiners Board	-92,912.08	
RCPT	Receipt	0.00	20,395.00
RXFR	Transfer (Regular)	5,375.64	0.00
SDIS	Distribution (Special Fund)	0.00	20,068.68
SPEC	Special Reversing Entry	20,395.00	0.00
WARR	Warrants	4,009.01	0.00
			-103,596.11
SXV0100	Veterinary Exam Board-Operat	-466,416.90	
COFF	Checks Charged Off	40.00	0.00
RCPT	Receipt	0.00	13,890.00
RXFR	Transfer (Regular)	32,328.73	0.00
SDIS	Distribution (Special Fund)	0.00	590.40
SPEC	Special Reversing Entry	600.00	0.00
WARR	Warrants	9,978.76	0.00
			-437,949.81
TAC0000	Accountability Court (0485)	-299,319.00	
RCPT	Receipt	0.00	168.00
RXFR	Transfer (Regular)	0.00	1,400,000.00
WARR	Warrants	553,986.00	0.00
			-1,145,501.00
TAD0201	Pesticide/Plant Disposal 19-5-1	-1,959,204.58	
RCPT	Receipt	0.00	332,850.00
SDIS	Distribution (Special Fund)	0.00	327,524.40
SPEC	Special Reversing Entry	332,850.00	0.00
			-2,286,728.98
TAF0000	Asset Forfeiture	-425,632.79	
RCPT	Receipt	0.00	41,618.20
RXFR	Transfer (Regular)	156,180.40	0.00
			-311,070.59
TAF0100	Spec St Assets Forfeit (0620)	-28,242.77	
RCPT	Receipt	0.00	43,880.00
RXFR	Transfer (Regular)	25,418.49	0.00
			-46,704.28
TAF0300	State Police Federal 25% (0620)	-171,485.73	
RXFR	Transfer (Regular)	0.00	7,060.69
			-178,546.42
TAF0400	State Police Federal 65% (0620)	-39,595.85	
RXFR	Transfer (Regular)	0.00	18,357.80
			-57,953.65
TAJ0200	St Admin Of Justice-Co/City R	-310.00	
RXFR	Transfer (Regular)	0.00	1,491.51
WARR	Warrants	1,801.51	0.00

Fund Transaction by Type

Start Date:7/1/16 End Date:12/30/16

Fund	Fund Description	Beginning Balance		Ending Balance
Type	Type Description	Debits	Credits	
TAJ0300	St Admin Of Justice-St Prgms	-2,989,826.03		0.00
RCPT	Receipt	0.00	14,958,195.19	
RXFR	Transfer (Regular)	15,960,882.73	3,836,245.88	
SDIS	Distribution (Special Fund)	0.00	3,712,041.75	
SPEC	Special Reversing Entry	3,834,753.87	0.00	
WARR	Warrants	1,256,410.82	0.00	
				-4,444,261.43
TAR0000	Judges Retirement	-34,359.38		
RCPT	Receipt	0.00	366,000.00	
RXFR	Transfer (Regular)	108,301.00	5,504,102.40	
WARR	Warrants	5,762,698.39	0.00	
				-33,462.39
TAS0000	Securities Reserve	-5,410,976.59		
DXFR	Transfer (Deduction)	7,078,199.67	0.00	
RADJ	Receipt Adjustment	72,582.74	150,858.33	
RCPT	Receipt	0.00	21,595,851.93	
RXFR	Transfer (Regular)	11,810,976.59	0.00	
				-8,195,927.85
TAX0000	Ad Valorem Tax	-3,381,673.81		
COFF	Checks Charged Off	260.46	0.00	
CTAX	Claims & Taxes	22,972.79	0.00	
RXFR	Transfer (Regular)	9,825,339.34	7,049,474.61	
				-582,575.83
TBB0000	DFA Rev-Interstate Mtr Fuel Tax	-30,403.02		
RADJ	Receipt Adjustment	1,199.28	144,728.47	
WARR	Warrants	159,627.91	0.00	
				-14,304.30
TBC0000	DFA-Rev Gasoline Tax Refund	0.00		
RXFR	Transfer (Regular)	0.00	15,692.87	
WARR	Warrants	15,692.87	0.00	
				0.00
TBJ0000	College Savings Bonds	0.00		
LCRT	General Letter of Cert	0.00	3,353,642.01	
RXFR	Transfer (Regular)	3,353,642.01	0.00	
				0.00
TBJ0015	Higher Ed 2015 bond 2007C 00	0.00		
RXFR	Transfer (Regular)	0.00	2,534,106.25	
WARR	Warrants	2,534,106.25	0.00	
				0.00
TBJ007A	Coll Savings Bond 2007A (006	0.00		
RXFR	Transfer (Regular)	0.00	73,915.00	
WARR	Warrants	73,915.00	0.00	
				0.00
TBJ007B	Coll Savings Bond 2007B (006	0.00		
RXFR	Transfer (Regular)	0.00	1,960.00	
WARR	Warrants	1,960.00	0.00	
				0.00
TBJ0600	Coll Svg Bnds-Srs A 1996	0.00		
RXFR	Transfer (Regular)	0.00	1,500.00	
WARR	Warrants	1,500.00	0.00	

Fund Transaction by Type

Start Date:7/1/16 End Date:12/30/16

Fund	Fund Description	Beginning Balance		Ending Balance
Type	Type Description	Debits	Credits	
				0.00
TBJ0700	Coll Svg Bnds-Srs B 1996			0.00
RXFR	Transfer (Regular)	0.00	2,900.00	
WARR	Warrants	2,900.00	0.00	
				0.00
TBJ0800	Coll Svg Bnds-Srs C 1996			0.00
RXFR	Transfer (Regular)	0.00	2,900.00	
WARR	Warrants	2,900.00	0.00	
				0.00
TBJ0900	Coll Svg Bnds-Srs A 1997			0.00
RXFR	Transfer (Regular)	0.00	3,150.00	
WARR	Warrants	3,150.00	0.00	
				0.00
TBJ1000	Coll Svg Bnds-Srs B 1997			0.00
RXFR	Transfer (Regular)	0.00	250.00	
WARR	Warrants	250.00	0.00	
				0.00
TBJ1100	Coll Svg Bnds-Srs A 1998			0.00
RXFR	Transfer (Regular)	0.00	250.00	
WARR	Warrants	250.00	0.00	
				0.00
TBJ1200	Treas College Savings Bonds			0.00
RXFR	Transfer (Regular)	0.00	1,500.00	
WARR	Warrants	1,500.00	0.00	
				0.00
TBJ1300	Higher Ed 2016 Bond Issue			0.00
RXFR	Transfer (Regular)	0.00	731,210.76	
WARR	Warrants	731,210.76	0.00	
				0.00
TBL0000	Sm Bus Revolving Ln	-1,609,595.16		
RCPT	Receipt	0.00	2,298.62	
RXFR	Transfer (Regular)	13,500,000.00	13,500,000.00	
				-1,611,893.78
TBP0000	Best Practices Act 570/11 S12	-2,730,661.62		
RCPT	Receipt	0.00	1,431,537.00	
RXFR	Transfer (Regular)	0.00	3,170.42	
SDIS	Distribution (Special Fund)	0.00	1,390,176.50	
SPEC	Special Reversing Entry	1,412,781.00	0.00	
WARR	Warrants	1,933,638.66	0.00	
				-2,209,125.88
TBQ0000	Social Innovation (0485)			0.00
RXFR	Transfer (Regular)	0.00	50,000.00	
WARR	Warrants	50,000.00	0.00	
				0.00
TBS0000	Budget Stabilization Trust	-176,951,509.30		
RXFR	Transfer (Regular)	308,814,609.76	239,731,430.66	
				-107,868,330.20
TCA0100	County Assessors Continuing	-256,967.67		
RCPT	Receipt	0.00	35,400.00	
SDIS	Distribution (Special Fund)	0.00	34,267.20	

Fund Transaction by Type

Start Date:7/1/16 End Date:12/30/16

Fund	Fund Description	Beginning Balance	Ending Balance
Type	Type Description	Debits	Credits
SPEC	Special Reversing Entry	35,400.00	0.00
			-291,234.87
TCC0100	County Coll Ctng Ed-Oprs-(051	-100,230.03	
RCPT	Receipt	0.00	37,100.00
WARR	Warrants	13,866.55	0.00
			-123,463.48
TCE0100	Co Treas Cont Ed-Oprs-(059)	-51,628.41	
RCPT	Receipt	0.00	47,600.00
WARR	Warrants	37,001.76	0.00
			-62,226.65
TCG0000	Cap Grnds Monument/Memori	-26,397.49	
WARR	Warrants	501.00	0.00
			-25,896.49
TCH0000	Baby Sharon's Illness	-16,095.76	
RCPT	Receipt	0.00	55.00
RXFR	Transfer (Regular)	0.00	509.00
WARR	Warrants	8,074.00	0.00
			-8,585.76
TCI0100	Wrforce Ed-Constr Craft Trng	-997,062.82	
RCPT	Receipt	0.00	358,591.69
RXFR	Transfer (Regular)	33,252.36	0.00
WARR	Warrants	525,807.68	0.00
			-796,594.47
TCR0100	Crime Victims Reparation Rev	-1,746,867.31	
RCPT	Receipt	0.00	31,818.53
RXFR	Transfer (Regular)	206,548.49	679,159.98
SDIS	Distribution (Special Fund)	0.00	1,875.11
SPEC	Special Reversing Entry	1,905.60	0.00
WARR	Warrants	919,868.94	0.00
			-1,331,397.90
TCS0100	Private Career Education-Trus	-1,282,693.80	
RCPT	Receipt	0.00	37,638.60
RXFR	Transfer (Regular)	1,033,630.91	1,033,630.91
WARR	Warrants	11,063.00	0.00
			-1,309,269.40
TCT0100	Childrens Trust	-2,204,659.84	
RCPT	Receipt	0.00	160,470.00
RXFR	Transfer (Regular)	26,709.60	0.00
SDIS	Distribution (Special Fund)	0.00	155,334.96
SPEC	Special Reversing Entry	160,470.00	0.00
WARR	Warrants	41,164.73	0.00
			-2,292,120.47
TDP0100	Death/Permanent Ttl Disability	-107,325,096.28	
RADJ	Receipt Adjustment	155,895.83	0.00
RCPT	Receipt	0.00	948,636.17
RXFR	Transfer (Regular)	861,531,842.99	861,540,192.99
WARR	Warrants	7,429,713.80	0.00
			-100,696,472.82
TDR9000	AR Distr Rel Prog Trust-Grant:	-479,033.18	
RCPT	Receipt	0.00	700.46
RXFR	Transfer (Regular)	1,406,271.00	1,407,386.00

Fund Transaction by Type

Start Date:7/1/16 End Date:12/30/16

Fund	Fund Description	Beginning Balance	Ending Balance	
Type	Type Description	Debits	Credits	
				-480,848.64
TDS0000	Nonmun Dom Sewage (0930)	-19,157.00		
RCPT	Receipt	0.00	11,998.00	
RXFR	Transfer (Regular)	16,700.00	33,400.00	
				-47,855.00
TDT9200	Tourism Development Trust	-2,585,440.05		
RCPT	Receipt	0.00	20,388.67	
RXFR	Transfer (Regular)	375,104.55	9,084,008.29	
SDIS	Distribution (Special Fund)	0.00	8,577,503.15	
SPEC	Special Reversing Entry	9,083,895.79	222,838.82	
WARR	Warrants	5,612,556.53	0.00	
				-5,418,622.11
TEB1001	Educational Building Rev Bon	-1,902,652.09		
RCPT	Receipt	0.00	82,061.86	
RXFR	Transfer (Regular)	4,146,000.00	4,793,383.00	
WARR	Warrants	16,811.02	0.00	
				-2,615,285.93
TEM1001	Revolving Loan Certificate	-11,966,379.17		
RCPT	Receipt	0.00	321,827.53	
RXFR	Transfer (Regular)	24,129,826.27	24,103,000.00	
WARR	Warrants	96,205.63	0.00	
				-12,165,174.80
TER0000	Teacher Retirement	-2,430,660.08		
RCPT	Receipt	0.00	86,501,688.40	
RXFR	Transfer (Regular)	4,940,798.60	197.30	
WARR	Warrants	81,959,708.56	0.00	
				-2,032,038.62
TES0100	Dept Workforce Services Trus	454,012.94		
RCPT	Receipt	0.00	23,668,151.17	
RXFR	Transfer (Regular)	18,475,536.90	2,751,869.75	
WARR	Warrants	7,443,708.01	0.00	
				-46,763.07
TES0200	Dept Workforce Services Trus	-524,717.00		
RCPT	Receipt	0.00	5,717.38	
RXFR	Transfer (Regular)	776,246.69	714,134.46	
				-468,322.15
TES0300	Dept Workforce Services Trus	-8.40		
RCPT	Receipt	0.00	21,255.50	
RXFR	Transfer (Regular)	21,255.50	87,048.39	
WARR	Warrants	79,458.10	0.00	
				-7,598.69
TET0100	AEDQ Environmental Settleme	-959,331.00		
RCPT	Receipt	0.00	432.87	
RXFR	Transfer (Regular)	4,500,000.00	4,500,000.00	
WARR	Warrants	97,349.11	0.00	
				-862,414.76
TEX0000	Education Excellence Trust	0.00		
LCRT	General Letter of Cert	0.00	156,719,073.48	
RXFR	Transfer (Regular)	130,599,227.90	0.00	
				-26,119,845.58
TFB0000	Fidelity Bond Trust	-4,465,214.72		

Fund Transaction by Type

Start Date:7/1/16 End Date:12/30/16

Fund	Fund Description	Beginning Balance		Ending Balance
Type	Type Description	Debits	Credits	
RCPT	Receipt	0.00	11,208.22	
RXFR	Transfer (Regular)	5,205,000.00	5,906,105.85	
				-5,177,528.79
TFB0400	Fidelity Bond Trust	-285,218.08		
RCPT	Receipt	0.00	55,661.21	
RXFR	Transfer (Regular)	0.00	268.00	
WARR	Warrants	13,125.72	0.00	
				-328,021.57
TFH0000	AR Fair Housing Commission-	-306,942.66		
RCPT	Receipt	0.00	36,611.86	
WARR	Warrants	11,738.06	0.00	
				-331,816.46
TFM0000	Military Family Relief 19-5-1127	-189,636.72		
RCPT	Receipt	0.00	371.23	
RXFR	Transfer (Regular)	200,000.00	201,492.35	
WARR	Warrants	2,513.11	0.00	
				-188,987.19
TGC0000	Corporate Income Tax	-2,106,942.83		
NDXF	Transfer (Non-Distribution)	0.00	43,403,325.62	
RXFR	Transfer (Regular)	1,354,963.04	1,378,322.64	
WARR	Warrants	34,717,966.00	0.00	
				-10,815,662.05
TGI0000	Individual Income Tax	-10,967,279.30		
FORG	Forgery	0.00	4,579.00	
NDXF	Transfer (Non-Distribution)	0.00	43,388,419.53	
RCPT	Receipt	0.00	209,704.76	
RXFR	Transfer (Regular)	6,506,504.22	6,480,756.02	
WARR	Warrants	49,868,886.02	0.00	
WOFF	Warrants Charged Off	3,684.00	0.00	
				-4,671,664.37
TGI00WH	Withholding Tax Ref AIRS (063	-825,408.46		
NDXF	Transfer (Non-Distribution)	15,574.70	1,024,912.52	
WARR	Warrants	1,155,230.28	0.00	
				-679,516.00
TGP0000	Natural/Cultural Historic Pres	-811,110.73		
RXFR	Transfer (Regular)	1,621,372.73	810,262.00	
				0.00
TGP0010	Nat'l Cultural Hist Presv(0865)	0.00		
RCPT	Receipt	0.00	4,659.69	
RXFR	Transfer (Regular)	1,353,710.44	3,722,059.72	
SDIS	Distribution (Special Fund)	0.00	1,385,850.88	
SPEC	Special Reversing Entry	1,484,828.26	53,164.13	
WARR	Warrants	489,484.53	0.00	
				-1,837,711.19
TGP0100	Natural/Cultural Historic Pres	-673,597.50		
RXFR	Transfer (Regular)	608,922.60	0.00	
WARR	Warrants	64,437.35	0.00	
				-237.55
TGS0800	Geographic Info Syst 296/09	-313,470.55		
RCPT	Receipt	0.00	150,867.21	
RXFR	Transfer (Regular)	295.83	85,025.06	

Fund Transaction by Type

Start Date:7/1/16 End Date:12/30/16

Fund	Fund Description	Beginning Balance		Ending Balance
Type	Type Description	Debits	Credits	
WARR	Warrants	153,230.98	0.00	
				-395,836.01
TGT0000	AR Natural/Cultural Resources	-23,665,876.38		
RCPT	Receipt	0.00	8,755.56	
RXFR	Transfer (Regular)	60,929,464.89	52,773,825.10	
SDIS	Distribution (Special Fund)	0.00	11,086,807.54	
SPEC	Special Reversing Entry	11,878,626.56	425,312.99	
				-15,152,486.12
TGT0100	AR Natural/Cultural Resources	-11,516.86		
RCPT	Receipt	0.00	16.74	
RXFR	Transfer (Regular)	260,589.00	299,148.00	
				-50,092.60
TGT0200	AR Natural/Cultural Resources	-8,833.65		
RXFR	Transfer (Regular)	39,735.26	103,880.75	
WARR	Warrants	7,378.28	0.00	
				-65,600.86
TGT1404	ANCRC 14-004-1 DAH §19-5-9f	-2,389.94		
RXFR	Transfer (Regular)	2,389.94	0.00	
				0.00
TGT1406	ANCRC 14-004-3 DAH §19-5-9f	-34.50		
RXFR	Transfer (Regular)	34.50	0.00	
				0.00
TGT1501	ANCRC 15-001 UALR	-3,715.00		
RXFR	Transfer (Regular)	3,715.00	0.00	
				0.00
TGT1502	ANCRC 15-002 UALR	-4.08		
RXFR	Transfer (Regular)	4.08	0.00	
				0.00
TGT1503	ANCRC 15-003 Parks	-250.00		
RXFR	Transfer (Regular)	250.00	0.00	
				0.00
TGT1505	ANCRC 15-005 UAF-AAS	-7,216.26		
RXFR	Transfer (Regular)	7,216.26	3,047.90	
WARR	Warrants	3,047.90	0.00	
				0.00
TGT1506	ANCRC 15-006 UAF-AAS	-6,522.66		
RXFR	Transfer (Regular)	248.02	0.00	
WARR	Warrants	6,274.64	0.00	
				0.00
TGT1519	ANCRC 15-019 UAF	-30,038.55		
RXFR	Transfer (Regular)	30,038.55	0.00	
				0.00
TGT1521	ANCRC 15-021 PARKHC	-32,866.56		
RXFR	Transfer (Regular)	32,866.56	0.00	
				0.00
TGT1541	ANCRC 15-004 DCC	-43,328.84		
RXFR	Transfer (Regular)	2,211.36	0.00	
WARR	Warrants	41,117.48	0.00	
				0.00
TGT1542	ANCRC 15-004 DAH MT	-100,151.35		

Fund Transaction by Type

Start Date:7/1/16 End Date:12/30/16

Fund	Fund Description	Beginning Balance		Ending Balance
Type	Type Description	Debits	Credits	
RXFR	Transfer (Regular)	22,444.54	0.00	
WARR	Warrants	77,706.81	0.00	
				0.00
TGT1543	ANCRC 15-004 DAH OSH	-32,606.23		
RXFR	Transfer (Regular)	32.71	653.00	
WARR	Warrants	33,226.52	0.00	
				0.00
TGT1545	ANCRC 15-004 DAH NHC	-0.03		
RXFR	Transfer (Regular)	0.03	0.00	
				0.00
TGT1546	ANCRC 15-004 DAH HAM	-15,797.57		
RXFR	Transfer (Regular)	7,081.93	0.00	
WARR	Warrants	8,715.64	0.00	
				0.00
TGT1547	ANCRC 15-004 DAH AAC	-101.40		
RXFR	Transfer (Regular)	101.40	0.00	
				0.00
TGT1548	ANCRC 15-004 DAH DO	-495,776.79		
RXFR	Transfer (Regular)	4,581.78	0.00	
WARR	Warrants	491,195.01	0.00	
				0.00
TGT1601	ANCRC 16-001 Parks (0900)	-1,007,512.96		
RXFR	Transfer (Regular)	0.00	1,102,673.00	
WARR	Warrants	1,177,361.99	0.00	
				-932,823.97
TGT1602	ANCRC 16-002 UAF-AAS (013)	-7,502.92		
WARR	Warrants	412.40	0.00	
				-7,090.52
TGT1603	ANCRC 16-003 UAF-AAS (013)	0.00		
RXFR	Transfer (Regular)	0.00	11,000.00	
WARR	Warrants	9,007.19	0.00	
				-1,992.81
TGT1604	ANCRC 16-004 UAF-AAS (013)	-2,308.28		
RXFR	Transfer (Regular)	0.00	12,471.00	
WARR	Warrants	14,779.28	0.00	
				0.00
TGT1607	ANCRC 16-007 ASU (0125)	-131,927.91		
RXFR	Transfer (Regular)	0.00	1,817.38	
WARR	Warrants	133,745.29	0.00	
				0.00
TGT1608	ANCRC 16-008 UALR (0145)	-2,449.29		
RXFR	Transfer (Regular)	0.00	36,000.00	
				-38,449.29
TGT1612	ANCRC 16-012 UAFS (0195)	0.00		
RXFR	Transfer (Regular)	0.00	26,484.48	
WARR	Warrants	26,484.48	0.00	
				0.00
TGT1616	ANCRC 16-016 UAF (0135)	-299,686.68		
RXFR	Transfer (Regular)	0.00	300,000.00	
WARR	Warrants	333,457.71	0.00	

Fund Transaction by Type

Start Date:7/1/16 End Date:12/30/16

Fund	Fund Description	Beginning Balance		Ending Balance
Type	Type Description	Debits	Credits	
				-266,228.97
TGT1617	ANCRC 16-017 UAF (0135)	-3,747.49		
RXFR	Transfer (Regular)	0.00	45,000.00	
WARR	Warrants	46,979.76	0.00	-1,767.73
TGT1618	ANCRC 16-018 UAF (0135)	-37,991.03		
RXFR	Transfer (Regular)	0.00	100,000.00	
WARR	Warrants	89,486.89	0.00	-48,504.14
TGT1620	ANCRC 16-020 AGRI (0400)	-81,950.88		
WARR	Warrants	15,436.18	0.00	-66,514.70
TGT1621	ANCRC 16-021 AHC (0915)	-158,002.81		
RXFR	Transfer (Regular)	159,475.21	1,472.40	0.00
TGT1651	ANCRC 16-005 DAH-MT (0873)	-219,250.00		
RXFR	Transfer (Regular)	219,250.00	0.00	0.00
TGT1652	ANCRC 16-005 DAH OSH (0873)	-400,000.00		
RXFR	Transfer (Regular)	361,642.95	0.00	
WARR	Warrants	38,357.05	0.00	0.00
TGT1653	ANCRC 16-005 DAH HP (0877)	-182,705.62		
RXFR	Transfer (Regular)	144,728.66	0.00	
WARR	Warrants	37,976.96	0.00	0.00
TGT1654	ANCRC 16-005 DAH NHC (0881)	-234,488.77		
RXFR	Transfer (Regular)	235,365.77	967.90	
WARR	Warrants	90.90	0.00	0.00
TGT1655	ANCRC 16-005 DAH HAM (0881)	-110,858.05		
RXFR	Transfer (Regular)	59,097.69	0.00	
WARR	Warrants	51,760.36	0.00	0.00
TGT1656	ANCRC 16-005 DAH DO (0865)	-389,109.26		
WARR	Warrants	161,093.86	0.00	-228,015.40
TGT1657	ANCRC 16-005 DAH-DCC (0865)	0.00		
RXFR	Transfer (Regular)	0.00	100,000.00	
WARR	Warrants	24,768.94	0.00	-75,231.06
TGT1658	ANCRC 16-005 DAH-MT (0865)	0.00		
RXFR	Transfer (Regular)	0.00	234,250.00	
WARR	Warrants	57,628.00	0.00	-176,622.00
TGT1659	ANCRC 16-005 DAH OSH (0865)	0.00		
RXFR	Transfer (Regular)	0.00	561,142.95	
WARR	Warrants	293,251.11	0.00	-267,891.84
TGT1660	ANCRC 16-005 DAH NHC (0865)	0.00		

Fund Transaction by Type

Start Date:7/1/16 End Date:12/30/16

Fund	Fund Description	Beginning Balance		Ending Balance
Type	Type Description	Debits	Credits	
RXFR	Transfer (Regular)	19,260.13	484,881.82	
WARR	Warrants	95,575.75	0.00	
				-370,045.94
TGT1661	ANCRC 16-005 DAH HAM (086)		0.00	
RXFR	Transfer (Regular)	0.00	209,097.69	
WARR	Warrants	117,797.02	0.00	
				-91,300.67
TGT1662	ANCRC 16-005 DAH HP (0865)		0.00	
RXFR	Transfer (Regular)	0.00	605,728.66	
WARR	Warrants	301,270.86	0.00	
				-304,457.80
TGT1663	DAH-HC-NCRC16-021 (0865)		0.00	
RXFR	Transfer (Regular)	16,274.03	158,002.81	
				-141,728.78
TGT1704	17 NCRC OSH (0865)		0.00	
RXFR	Transfer (Regular)	0.00	100,000.00	
				-100,000.00
TGT1705	17 NCRC HP (0865)		0.00	
RXFR	Transfer (Regular)	0.00	300,000.00	
WARR	Warrants	16,523.40	0.00	
				-283,476.60
TGT1706	17 NCRC NHC (0865)		0.00	
RXFR	Transfer (Regular)	0.00	500,000.00	
WARR	Warrants	170,780.87	0.00	
				-329,219.13
TGT1707	17 NCRC HAM (0865)		0.00	
RXFR	Transfer (Regular)	0.00	425,000.00	
WARR	Warrants	52,855.60	0.00	
				-372,144.40
TGT1708	17 NCRC UALR (0145)		0.00	
RXFR	Transfer (Regular)	0.00	24,000.00	
				-24,000.00
TGT1710	17 NCRC Parks (0900)		0.00	
RXFR	Transfer (Regular)	0.00	700,000.00	
WARR	Warrants	178,504.52	0.00	
				-521,495.48
TGT1712	17 NCRC ASU (0125)		0.00	
RXFR	Transfer (Regular)	0.00	18,065.50	
WARR	Warrants	18,065.50	0.00	
				0.00
TGT1713	17 NCRC House (0002)		0.00	
RXFR	Transfer (Regular)	0.00	824,000.00	
WARR	Warrants	637,325.09	0.00	
				-186,674.91
TGT1714	17 NCRC StateLibrary (0519)		0.00	
RXFR	Transfer (Regular)	0.00	24,000.00	
WARR	Warrants	24,000.00	0.00	
				0.00
TGT1715	17 NCRC UAF (0135)		0.00	
RXFR	Transfer (Regular)	0.00	10,000.00	

Fund Transaction by Type

Start Date:7/1/16 End Date:12/30/16

Fund	Fund Description	Beginning Balance		Ending Balance
Type	Type Description	Debits	Credits	
WARR	Warrants	4,139.54	0.00	-5,860.46
TGT1716	17 NCRC UAF (0135)	0.00		
RXFR	Transfer (Regular)	0.00	150,000.00	-150,000.00
TGT1717	17 NCRC SACC (0193)	0.00		
RXFR	Transfer (Regular)	0.00	20,000.00	
WARR	Warrants	10,831.08	0.00	-9,168.92
TGT1718	17 NCRC Cossatot (0677)	0.00		
RXFR	Transfer (Regular)	0.00	50,000.00	-50,000.00
TGT1719	17 NCRC Arch Survey (0135)	0.00		
RXFR	Transfer (Regular)	0.00	19,000.00	
WARR	Warrants	12,493.48	0.00	-6,506.52
TGT1720	17 NCRC Arch Survey (0135)	0.00		
RXFR	Transfer (Regular)	0.00	7,520.00	-7,520.00
TGT1721	17 NCRC DFA/DBA (0615)	0.00		
RXFR	Transfer (Regular)	0.00	313,850.00	
WARR	Warrants	177,829.09	0.00	-136,020.91
TGT1723	17 NCRC Forestry (0400)	0.00		
RXFR	Transfer (Regular)	0.00	225,000.00	-225,000.00
TGT1725	17 NCRC UCA (0165)	0.00		
RXFR	Transfer (Regular)	0.00	10,310.05	-10,310.05
TGT1726	17 NCRC SOS (0063)	0.00		
RXFR	Transfer (Regular)	0.00	715,836.39	
WARR	Warrants	702,738.76	0.00	-13,097.63
TGT1728	17 NCRC HSU (0100)	0.00		
RXFR	Transfer (Regular)	0.00	347,994.62	
WARR	Warrants	347,994.62	0.00	0.00
TGT9700	DAH-NCRC FY01 Grnts	-635.08		
RCPT	Receipt	0.00	19,093.68	
RXFR	Transfer (Regular)	85,246,039.38	100,054,097.00	-14,827,786.38
TGT9800	DAH-NCRC FY02 Grnts	-7,921,314.42		
RCPT	Receipt	0.00	4,140.88	
RXFR	Transfer (Regular)	56,995,637.30	54,179,765.00	-5,109,583.00
THC0000	HealthCareIndepPrTr (0710)	-30,747,441.95		
RCPT	Receipt	0.00	13,725,725.00	-44,473,166.95
THD0100	High Ed Resrch Dev-Grants	0.00		
RADJ	Receipt Adjustment	0.00	104,323.90	

Fund Transaction by Type

Start Date:7/1/16 End Date:12/30/16

Fund	Fund Description	Beginning Balance		Ending Balance
Type	Type Description	Debits	Credits	
				-104,323.90
THL0100	State Health Bldg/Local Grant	-1,460,098.46		
RCPT	Receipt	0.00	50,124.28	
WARR	Warrants	31,883.52	0.00	
				-1,478,339.22
THR0100	Manufactured Housing Recov	-1,386,908.41		
RCPT	Receipt	0.00	22,400.00	
RXFR	Transfer (Regular)	2,400,000.00	2,400,000.00	
WARR	Warrants	31,000.00	0.00	
				-1,378,308.41
THS0000	Hazardous Substance Remedi	-8,077,889.12		
COFF	Checks Charged Off	420.00	0.00	
RCPT	Receipt	0.00	169,756.87	
RXFR	Transfer (Regular)	61,887,978.97	61,750,000.00	
WARR	Warrants	148,856.84	0.00	
				-7,960,390.18
TID0810	Indiv Development Act 1289/0:	-141,883.94		
RCPT	Receipt	0.00	64,178.20	
WARR	Warrants	75,471.96	0.00	
				-130,590.18
TIE0100	Insurance Continuing Ed	-1,612,669.06		
CTAX	Claims & Taxes	560.00	12,765.00	
RCPT	Receipt	0.00	45,520.00	
RXFR	Transfer (Regular)	1.59	52,505.00	
WARR	Warrants	2,520.00	0.00	
				-1,720,377.47
TIF0100	Insurance Fraud Investig Div	-351,376.61		
CTAX	Claims & Taxes	3,300.00	0.00	
RCPT	Receipt	0.00	367,035.46	
RXFR	Transfer (Regular)	1,211.82	0.00	
WARR	Warrants	82,236.31	0.00	
				-631,663.94
TIP0100	Insurance Prepaid Oprs	-1,295,564.61		
COFF	Checks Charged Off	200.00	0.00	
CTAX	Claims & Taxes	300.00	0.00	
RADJ	Receipt Adjustment	100.00	0.00	
RCPT	Receipt	0.00	77,410.00	
RXFR	Transfer (Regular)	111,574.82	0.00	
WARR	Warrants	18,800.24	0.00	
				-1,241,999.55
TIP0200	Ins Prepaid Trust-Recv Prg	-128,590.41		
RCPT	Receipt	0.00	2,415.00	
WARR	Warrants	15,532.36	0.00	
				-115,473.05
TJW0100	Workers' Compensation	-9,367,583.75		
COFF	Checks Charged Off	400.00	0.00	
RADJ	Receipt Adjustment	0.00	5,037.50	
RCPT	Receipt	0.00	382,145.08	
RXFR	Transfer (Regular)	73,659,617.74	70,434,295.42	
WARR	Warrants	788,520.96	0.00	
				-5,740,523.05

Fund Transaction by Type

Start Date:7/1/16 End Date:12/30/16

Fund	Fund Description	Beginning Balance		Ending Balance
Type	Type Description	Debits	Credits	
TLP0100	Landfill Post Closure	-17,524,520.00		
RCPT	Receipt	0.00	12,273.98	
RXFR	Transfer (Regular)	127,074,208.51	127,000,000.00	
WARR	Warrants	97,372.22	0.00	
				-17,365,213.25
TLR0000	Land Reclamation	-447,526.45		
RCPT	Receipt	0.00	65,480.49	
RXFR	Transfer (Regular)	1,400,000.00	1,400,000.00	
				-513,006.94
TLS0100	State Library Revolving	-3,077.91		
RCPT	Receipt	0.00	50.95	
WARR	Warrants	58.00	0.00	
				-3,070.86
TLT0100	Long Term Care Trust	-8,649,570.43		
RCPT	Receipt	0.00	802,870.97	
WARR	Warrants	9,318.58	0.00	
				-9,443,122.82
TMA0000	Mining Reclamation Trust	-232,707.87		
RCPT	Receipt	0.00	98.76	
RXFR	Transfer (Regular)	1,225,000.00	1,225,000.00	
WARR	Warrants	112,848.35	0.00	
				-119,958.28
TMI0000	Muti-Agency Ins Trust	-17,930,692.86		
RCPT	Receipt	0.00	8,453,349.49	
RXFR	Transfer (Regular)	23,000,000.00	23,000,009.00	
WARR	Warrants	7,917,136.77	0.00	
				-18,466,914.58
TMP0000	Medicaid Trust	-35,493,466.12		
RCPT	Receipt	0.00	24,078,779.55	
RXFR	Transfer (Regular)	22,180,730.38	998.00	
				-37,392,513.29
TMP0300	AR Medicaid Qualtiy Assuranc	-2,739,346.12		
RCPT	Receipt	0.00	41,197,076.66	
RXFR	Transfer (Regular)	42,455,302.68	0.00	
				-1,481,120.10
TMP0400	Intermed Care Provid 433/09	-2,985,161.35		
RCPT	Receipt	0.00	5,600,383.24	
RXFR	Transfer (Regular)	5,565,472.60	0.00	
				-3,020,071.99
TMP0500	Hospital Assessment Act 562/i	-24,448,769.09		
RCPT	Receipt	0.00	21,640,998.75	
RXFR	Transfer (Regular)	43,000,000.00	85,898.40	
				-3,175,666.24
TMR0000	State Police Retirement	-787,350.11		
RCPT	Receipt	0.00	2,270,000.00	
RXFR	Transfer (Regular)	157,463.00	487,258.20	
WARR	Warrants	3,354,505.53	0.00	
				-32,639.78
TOC0100	US Olympic Committee Progr	-53.00		
RXFR	Transfer (Regular)	3.00	14.00	

Fund Transaction by Type

Start Date:7/1/16 End Date:12/30/16

Fund	Fund Description	Beginning Balance		Ending Balance
Type	Type Description	Debits	Credits	
				-64.00
TOD0000	Organ Donor Aware Ed			
		-2,178.80		
RXFR	Transfer (Regular)	0.00	11,449.00	
SDIS	Distribution (Special Fund)	0.00	10,938.40	
SPEC	Special Reversing Entry	11,300.00	0.00	
WARR	Warrants	11,589.40	0.00	
				-1,676.80
TPC0100	Court Awards			
		-1,704,189.67		
RCPT	Receipt	0.00	242,841.44	
RXFR	Transfer (Regular)	824,190.00	0.00	
				-1,122,841.11
TPC0200	Court Awards			
		-346,177.68		
RCPT	Receipt	0.00	215,833.49	
				-562,011.17
TPE0000	ADEQ Fee Act 1281/07			
		-1,750,162.39		
COFF	Checks Charged Off	600.00	200.00	
RCPT	Receipt	0.00	3,600,094.22	
RXFR	Transfer (Regular)	6,337,264.65	4,541,248.70	
SDIS	Distribution (Special Fund)	0.00	3,724,948.63	
SPEC	Special Reversing Entry	3,807,232.00	18,079.87	
WARR	Warrants	496,340.10	0.00	
				-2,993,297.06
TPET500	ADEQ Title 5 Air Act 1281/07			
		-13,842,890.57		
COFF	Checks Charged Off	1,000.00	0.00	
RCPT	Receipt	0.00	4,187,297.03	
RXFR	Transfer (Regular)	110,297,000.12	108,500,000.00	
SDIS	Distribution (Special Fund)	0.00	4,109,012.58	
SPEC	Special Reversing Entry	4,176,825.80	1,000.00	
WARR	Warrants	588,760.52	0.00	
				-15,576,613.74
TPF0100	Hwy Oprs-142			
		-2,092,811.20		
RCPT	Receipt	0.00	73,398.00	
RXFR	Transfer (Regular)	47,780.90	2,400,096.28	
SDIS	Distribution (Special Fund)	0.00	2,277,041.28	
SPEC	Special Reversing Entry	2,400,096.28	47,780.90	
WARR	Warrants	1,593,511.99	0.00	
				-2,849,738.49
TPP0000	Performance Partner Trust			
		-575,372.79		
RCPT	Receipt	0.00	241.92	
RXFR	Transfer (Regular)	2,650,000.00	2,650,000.00	
WARR	Warrants	37,685.14	0.00	
				-537,929.57
TPR0100	Real Prop Tax Redistribution			
		-21,516,067.15		
RADJ	Receipt Adjustment	0.00	332,000.00	
RCPT	Receipt	0.00	21,279,424.32	
RXFR	Transfer (Regular)	116,907,381.42	248,133,200.64	
SDIS	Distribution (Special Fund)	0.00	127,348,301.04	
SPEC	Special Reversing Entry	248,465,543.64	116,907,381.42	
WARR	Warrants	107,242,498.84	0.00	
				-62,900,950.67
TPS0000	Public School Insurance Act 7			
		-13,027,257.08		

Fund Transaction by Type

Start Date:7/1/16 End Date:12/30/16

Fund	Fund Description	Beginning Balance		Ending Balance
Type	Type Description	Debits	Credits	
RCPT	Receipt	0.00	8,149,261.65	
RXFR	Transfer (Regular)	13,500,000.00	13,500,000.00	
WARR	Warrants	6,902,148.63	0.00	
				-14,274,370.10
TPT0000	Petroleum Storage Tank Trust	-24,517,987.40		
RCPT	Receipt	0.00	71,105.84	
RXFR	Transfer (Regular)	202,389,388.54	206,057,866.20	
WARR	Warrants	3,393,272.86	0.00	
				-24,864,298.04
TPW0100	Waste Wtr Abmnt Bnds-(455)	-31,343.95		
RXFR	Transfer (Regular)	144,016.88	180,000.00	
WARR	Warrants	12,970.59	0.00	
				-54,356.48
TPW2100	ANRC CGO-06A Bonds	0.00		
RCPT	Receipt	0.00	39,084.00	
RXFR	Transfer (Regular)	39,084.00	0.00	
				0.00
TPW2200	ANRC CGO-06B Bonds	0.00		
RCPT	Receipt	0.00	15,014.00	
RXFR	Transfer (Regular)	15,014.00	0.00	
				0.00
TPW2400	ANRC-CGO 2007A Bonds(045)	0.00		
RCPT	Receipt	0.00	313,001.00	
RXFR	Transfer (Regular)	313,001.00	0.00	
				0.00
TPW2500	ANRC-CGO 2008A Bonds (045)	0.00		
RCPT	Receipt	0.00	1,328,469.00	
RXFR	Transfer (Regular)	1,328,469.00	0.00	
				0.00
TPW2700	GO Bond Series 2010A (0455)	0.00		
RCPT	Receipt	0.00	665,464.00	
RXFR	Transfer (Regular)	665,464.00	0.00	
				0.00
TPW2800	Go Bond Series 2010B	-33,183.00		
RCPT	Receipt	0.00	204,254.03	
RXFR	Transfer (Regular)	267,709.03	39,084.00	
				-8,812.00
TPW2900	Go Bond Series 2010C	0.00		
RCPT	Receipt	0.00	132,012.00	
RXFR	Transfer (Regular)	132,012.00	0.00	
				0.00
TPW3000	ANRC GO RefundBonds (0455)	-132,204.00		
RCPT	Receipt	0.00	1,863,357.37	
RXFR	Transfer (Regular)	1,952,316.99	1,882.56	
				-45,126.94
TPW3100	ANRC GO Refunding Bonds	0.00		
RCPT	Receipt	0.00	922,831.00	
RXFR	Transfer (Regular)	922,831.00	0.00	
				0.00
TPW3300	WaterWasteDisposal GO Bd (0	-2,597,017.75		

Fund Transaction by Type

Start Date:7/1/16 End Date:12/30/16

Fund	Fund Description	Beginning Balance		Ending Balance
Type	Type Description	Debits	Credits	
RCPT	Receipt	0.00	1,269,799.00	
RXFR	Transfer (Regular)	1,302,491.00	15,014.00	
				-2,579,339.75
TPW3400	WtrWaste GO Bds 14 B (0455)	-14,001,503.16		
RCPT	Receipt	0.00	114,402.00	
RXFR	Transfer (Regular)	542,052.00	150.00	
WARR	Warrants	6,361,181.25	0.00	
				-7,212,821.91
TPW3500	Water, Waste Disp GO Bond 2	0.00		
RCPT	Receipt	0.00	2,271,045.44	
RXFR	Transfer (Regular)	2,559,760.44	313,001.00	
				-24,286.00
TPX0000	Waste Water Pollution Bonds	-14,048,055.66		
LCRT	General Letter of Cert	0.00	7,600,000.00	
RCPT	Receipt	0.00	394.50	
RXFR	Transfer (Regular)	6,792,404.72	1,328,469.00	
				-16,184,514.44
TPX2700	Treasury CGO 2010A (0069)	0.00		
RXFR	Transfer (Regular)	0.00	665,464.00	
WARR	Warrants	419,381.25	0.00	
				-246,082.75
TPX2800	Treas CGO Bonds 2010B (0069)	0.00		
RXFR	Transfer (Regular)	0.00	315,348.75	
WARR	Warrants	315,348.75	0.00	
				0.00
TPX2900	Treas CGO Bonds 2010C (0069)	0.00		
RXFR	Transfer (Regular)	0.00	132,012.00	
WARR	Warrants	60,900.00	0.00	
				-71,112.00
TPX3000	WaterWaste Disposal Bond (01)	0.00		
RXFR	Transfer (Regular)	1,500,000.00	3,452,316.99	
WARR	Warrants	302,893.75	0.00	
				-1,649,423.24
TPX3100	Water Waste Disposal Bonds0	0.00		
RXFR	Transfer (Regular)	0.00	922,831.00	
WARR	Warrants	688,734.39	0.00	
				-234,096.61
TPX3200	ANRC Var Water/Pollu Prog 00	0.00		
RXFR	Transfer (Regular)	0.00	311,241.25	
WARR	Warrants	311,241.25	0.00	
				0.00
TPX3300	Water Waste Disposal GO 201	0.00		
RXFR	Transfer (Regular)	1,000,000.00	2,302,491.00	
WARR	Warrants	136,352.50	0.00	
				-1,166,138.50
TPX3400	WWD 2014B	0.00		
RXFR	Transfer (Regular)	0.00	235,926.00	
WARR	Warrants	235,926.00	0.00	
				0.00
TPX3500	2016A ANRC REFUNDING BOI	0.00		

Fund Transaction by Type

Start Date:7/1/16 End Date:12/30/16

Fund	Fund Description	Beginning Balance		Ending Balance
Type	Type Description	Debits	Credits	
RXFR	Transfer (Regular)	2,100,000.00	10,887,760.19	
WARR	Warrants	6,549,257.53	0.00	
				-2,238,502.66
TRR0000	AR State Hwy Emp Retirement	-550,113.99		
RCPT	Receipt	0.00	63,600,000.00	
WARR	Warrants	63,696,385.18	0.00	
				-453,728.81
TRS0000	Animal Resc/Shelter 692/09	0.00		
RXFR	Transfer (Regular)	2,468.40	2,550.00	
SDIS	Distribution (Special Fund)	0.00	2,468.40	
SPEC	Special Reversing Entry	2,550.00	0.00	
				0.00
TRS0100	Co/City Shelters 692/09	-847.00		
RCPT	Receipt	0.00	998.54	
RXFR	Transfer (Regular)	0.00	1,727.88	
WARR	Warrants	2,861.94	0.00	
				-711.48
TRS0300	AEDC-RS Shelters (790)	-7,353.35		
RXFR	Transfer (Regular)	0.00	740.52	
				-8,093.87
TSA0000	AR Healthy Century Trust	-102,359,170.90		
RCPT	Receipt	0.00	234,281.66	
				-102,593,452.56
TSB0000	Tobacco Settlement Promgran	-32,147,276.60		
RXFR	Transfer (Regular)	32,147,276.60	0.00	
				0.00
TSB0100	Tobacco Settle Prog Int (0072)	-321,910.78		
RCPT	Receipt	0.00	209,812.47	
RXFR	Transfer (Regular)	324,133.25	0.00	
				-207,590.00
TSC0000	AR Tobacco Settlement Comr	0.00		
RXFR	Transfer (Regular)	324,133.25	324,133.25	
				0.00
TSC0200	Tobacco Settl Comm-Oprs	-3,659,712.07		
RXFR	Transfer (Regular)	47,533.26	324,133.25	
WARR	Warrants	95,321.04	0.00	
				-3,840,991.02
TSD0100	Hlth-Prev & Cessation Prg-(64)	-3,871,060.37		
RCPT	Receipt	0.00	3,746.59	
RXFR	Transfer (Regular)	2,262,456.05	5,501,707.57	
WARR	Warrants	2,152,712.24	0.00	
				-4,961,346.24
TSD0200	Tobacco Settlement Min Comr	-1,303,540.53		
RXFR	Transfer (Regular)	500,000.00	0.00	
WARR	Warrants	311,644.81	0.00	
				-491,895.72
TSE0000	Targeted State Needs Prograrr	0.00		
RXFR	Transfer (Regular)	6,977,018.82	6,977,018.82	
				0.00
TSE0100	Targeted St Needs Prg-Minorit	-1,522,090.68		

Fund Transaction by Type

Start Date:7/1/16 End Date:12/30/16

Fund	Fund Description	Beginning Balance		Ending Balance
Type	Type Description	Debits	Credits	
RCPT	Receipt	0.00	895.00	
RXFR	Transfer (Regular)	85,672.93	1,604,714.33	
WARR	Warrants	284,630.12	0.00	
				-2,757,396.96
TSE0201	UAMS-322 Don Reynolds Ctr-(-402,921.51		
RXFR	Transfer (Regular)	956.76	1,534,944.14	
WARR	Warrants	578,500.00	0.00	
				-1,358,408.89
TSE0202	UAMS School of Public Health	-228,531.55		
RXFR	Transfer (Regular)	1,895.28	2,302,416.21	
WARR	Warrants	913,100.00	0.00	
				-1,615,952.48
TSE0203	UAMS-368 Area Hlth Educ Ctr-	-8,510.75		
RXFR	Transfer (Regular)	916.07	1,534,944.14	
WARR	Warrants	618,400.00	0.00	
				-924,138.82
TSF0000	AR Biosciences Inst Prg Acct	0.00		
RXFR	Transfer (Regular)	10,068,103.11	10,068,103.11	
				0.00
TSF0100	ASU-Jonesboro AR Biosci Ins'	-47,056.00		
RXFR	Transfer (Regular)	615.45	2,903,640.94	
WARR	Warrants	895,487.86	0.00	
				-2,054,593.63
TSF0200	UAF-AR Biosci Inst Prg UAF	0.00		
RXFR	Transfer (Regular)	103.77	1,549,481.07	
WARR	Warrants	358,684.71	0.00	
				-1,190,692.59
TSF0202	AR Biosci Inst Prog Acct	0.00		
RXFR	Transfer (Regular)	293.18	1,549,481.07	
WARR	Warrants	560,784.32	0.00	
				-988,403.57
TSF0300	UAMS AR Biosci Inst Prg	-677,118.66		
RXFR	Transfer (Regular)	1,041.34	4,065,500.03	
WARR	Warrants	744,400.00	0.00	
				-3,997,177.35
TSG0000	Medicaid Expansion Program	0.00		
RXFR	Transfer (Regular)	15,102,154.67	15,102,154.67	
				0.00
TSG0100	DHS DCO Medicaid Expansion	-31,062,801.04		
RXFR	Transfer (Regular)	4,601,468.96	15,102,154.67	
				-41,563,486.75
TSI0100	State Insurance Dept Trust	-25,607.94		
RXFR	Transfer (Regular)	379,081.09	1,120,774.08	
WARR	Warrants	50,894.60	0.00	
				-716,406.33
TSI4500	State Insurance Dept Trust	-35,908,512.27		
COFF	Checks Charged Off	21,569.80	0.00	
CTAX	Claims & Taxes	47,674.01	1,460.00	
RADJ	Receipt Adjustment	984.00	254.00	
RCPT	Receipt	0.00	7,667,527.93	

Fund Transaction by Type

Start Date:7/1/16 End Date:12/30/16

Fund	Fund Description	Beginning Balance		Ending Balance
Type	Type Description	Debits	Credits	
RXFR	Transfer (Regular)	7,883,005.07	3,530.15	
SDIS	Distribution (Special Fund)	0.00	7,524,625.49	
SPEC	Special Reversing Entry	7,669,241.93	22,264.80	
WARR	Warrants	1,796,149.94	0.00	
				-33,709,549.89
TSP0000	ADED Super Projects	0.00		
LCRT	General Letter of Cert	0.00	1,126,036.17	
WARR	Warrants	1,126,036.17	0.00	
				0.00
TSR0000	AR Public Employees Retirem	-3,970,270.64		
RCPT	Receipt	0.00	40,911,000.00	
RXFR	Transfer (Regular)	2,074,125.67	3,344,138.18	
WARR	Warrants	44,782,764.12	0.00	
				-1,368,519.03
TSR0100	Capital Projects Expenditures	-31,488.00		
RCPT	Receipt	0.00	2,423,566.38	
WARR	Warrants	1,280,969.57	0.00	
				-1,174,084.81
TSU0000	Local Sales & Use Tax	-119,334,915.82		
RCPT	Receipt	0.00	104,373.27	
RXFR	Transfer (Regular)	2,409,765,623.16	2,405,947,569.98	
				-115,621,235.91
TSU6900	Local Sales & Use Tax-City & (-11,867.33		
RXFR	Transfer (Regular)	0.00	603,716,606.13	
WARR	Warrants	603,712,298.85	0.00	
				-16,174.61
TSW0100	Second Injury Trust	-1,432,910.88		
RCPT	Receipt	0.00	5,426.66	
RXFR	Transfer (Regular)	11,987,678.68	11,987,678.68	
WARR	Warrants	9,072.00	0.00	
				-1,429,265.54
TTG0100	Waste Tire Grant	-1,023,231.03		
COFF	Checks Charged Off	77.90	0.00	
RCPT	Receipt	0.00	3,499,850.41	
RXFR	Transfer (Regular)	4,425,188.90	3,291,333.96	
SDIS	Distribution (Special Fund)	0.00	2,534,243.73	
SPEC	Special Reversing Entry	6,791,184.37	4,173,163.99	
TELL	Teller	146.61	0.00	
WARR	Warrants	2,225,999.00	0.00	
				-1,079,226.34
TTG0200	Waste Tire Grant	-227,114.22		
RXFR	Transfer (Regular)	0.00	252,249.42	
WARR	Warrants	301,659.02	0.00	
				-177,704.62
TTG0300	Waste Tire Grant BIG	-212,507.24		
RXFR	Transfer (Regular)	261,917.20	911,539.88	
SDIS	Distribution (Special Fund)	0.00	628,834.76	
SPEC	Special Reversing Entry	911,539.88	261,917.20	
WARR	Warrants	650,900.02	0.00	
				-190,441.98
TTR0100	Uniform Tax Rate Trust	0.00		

Fund Transaction by Type

Start Date:7/1/16 End Date:12/30/16

Fund	Fund Description	Beginning Balance		Ending Balance
Type	Type Description	Debits	Credits	
RCPT	Receipt	0.00	659,028,660.73	
WARR	Warrants	646,615,760.87	0.00	
				-12,412,899.86
TUC0100	Unemployment Compensation	-8,642,092.90		
RCPT	Receipt	0.00	2,553,582.26	
RXFR	Transfer (Regular)	32,039,251.67	32,000,000.00	
WARR	Warrants	1,687,002.43	0.00	
				-9,469,421.06
TUW0100	Workers' Comp Revolving	-12,133,099.34		
COFF	Checks Charged Off	249.61	0.00	
RCPT	Receipt	0.00	7,583,688.83	
RXFR	Transfer (Regular)	33,500,926.87	33,539,251.67	
WARR	Warrants	6,637,869.06	0.00	
				-13,116,994.30
TWB0000	Water Performance Bond	-194,911.24		
RXFR	Transfer (Regular)	33,400.00	16,700.00	
WARR	Warrants	15,745.62	0.00	
				-162,465.62
TWS0100	Solid Waste Mgmt/Recycling	-3,384,068.00		
RCPT	Receipt	0.00	486,126.10	
RXFR	Transfer (Regular)	26,956,451.64	26,500,000.00	
SDIS	Distribution (Special Fund)	0.00	474,015.95	
SPEC	Special Reversing Entry	481,723.52	0.00	
WARR	Warrants	73,930.87	0.00	
				-3,332,104.02
TWS0200	Solid Waste Mgmt/Recycling	-3,676,406.21		
RCPT	Receipt	0.00	1,841,442.28	
RXFR	Transfer (Regular)	20,600,000.00	20,600,000.00	
SDIS	Distribution (Special Fund)	0.00	1,809,911.99	
SPEC	Special Reversing Entry	1,839,341.46	0.00	
WARR	Warrants	3,676,406.00	0.00	
				-1,812,013.02
TWS0300	Solid Waste Mgmt/Recycl (0930)	-10,104,856.78		
RCPT	Receipt	0.00	752,250.80	
RXFR	Transfer (Regular)	82,000,000.00	82,000,000.00	
SDIS	Distribution (Special Fund)	0.00	732,375.19	
SPEC	Special Reversing Entry	744,283.73	0.00	
WARR	Warrants	2,500,000.00	0.00	
				-8,345,199.04
TWT0000	DWS Training	-4,551,062.03		
RCPT	Receipt	0.00	1,124,737.83	
RXFR	Transfer (Regular)	4,716,000.00	2,231,000.00	
WARR	Warrants	147,138.72	0.00	
				-3,043,661.14
TYS0000	Dept Of Human Svcs-Dys-Jaib	-981,037.28		
RCPT	Receipt	0.00	704.58	
RXFR	Transfer (Regular)	969,354.90	852,602.50	
				-864,989.46
TYS0100	DHS-DYS-JAIBG Grnt	-124,627.71		
RXFR	Transfer (Regular)	9,720.92	126,473.32	
WARR	Warrants	227,945.69	0.00	

Fund Transaction by Type

Start Date:7/1/16 End Date:12/30/16

Fund	Fund Description	Beginning Balance		Ending Balance
Type	Type Description	Debits	Credits	
				-13,434.42
TZR0000	Employment Security Adv Int	-5,066,926.39		
RCPT	Receipt	0.00	20,566.44	
RXFR	Transfer (Regular)	10,134,000.00	10,134,000.00	
WARR	Warrants	82,479.29	0.00	
				-5,005,013.54
TZS0000	Dept WorkforceServSpec19-5-	-8,306,097.09		
RCPT	Receipt	0.00	1,755,584.05	
RXFR	Transfer (Regular)	9,665,965.71	9,587,377.19	
WARR	Warrants	1,282,861.18	0.00	
				-8,700,231.44
TZT0101	State Forestry Trust 19-5-927	-3,036,391.74		
RCPT	Receipt	0.00	982,751.84	
RXFR	Transfer (Regular)	4,142.56	2,071.28	
SDIS	Distribution (Special Fund)	0.00	891,421.92	
SPEC	Special Reversing Entry	905,916.59	0.00	
WARR	Warrants	139,110.83	0.00	
				-3,863,466.80

Run Date: 12/30/2016
Run Time: 3:29:44PM

Money Market Activity

Start Date: 12/30/2016 End Date: 12/30/2016

Page: 1
User: 0

<u>Jnl. Entry</u>	<u>Ref #</u>	<u>Trx. Date</u>	<u>Ledger</u>	<u>Debit Amount</u>	<u>Credit Amount</u>
-------------------	--------------	------------------	---------------	---------------------	----------------------

Totals for:

Count:

Grand Total

Count:

Run Date: 12/30/2016
 Run Time: 3:30:32PM

Money Market Activity

Start Date: 7/1/2016 End Date: 12/30/2016

Page: 1
 User: 0

Jnl. Entry	Ref #	Trx. Date	Ledger	Debit Amount	Credit Amount	
<u>245 - Regions Federated Obligations</u>						
1187127	1700566	7/12/2016	245	9.37		
1198540	1703253	8/10/2016	245	9.77		
1214914	1706957	9/22/2016	245	10.24		
1226484	1709658	10/26/2016	245	11.11		
1232577	1710963	11/9/2016	245	11.30		
1248679	1714527	12/22/2016	245	10.95		
Totals for: 245 - Regions Federated Obligations				Count: 6	62.74	0.00
<u>275 - Nations Fund</u>						
1187126	1700565	7/12/2016	275	9.73		
1198541	1703254	8/10/2016	275	10.24		
1214913	1706956	9/22/2016	275	10.31		
1226485	1709659	10/26/2016	275	10.33		
1232541	1710962	11/9/2016	275	10.34		
1248680	1714528	12/22/2016	275	11.12		
Totals for: 275 - Nations Fund				Count: 6	62.07	0.00
<u>305 - Simmons Aim Funds</u>						
1187128	1700567	7/12/2016	305	11.65		
1198539	1703252	8/10/2016	305	12.24		
1214915	1706958	9/22/2016	305	13.13		
1226483	1709657	10/26/2016	305	12.37		
1232578	1710964	11/9/2016	305	11.89		
1248677	1714526	12/22/2016	305	11.04		
Totals for: 305 - Simmons Aim Funds				Count: 6	72.32	0.00
<u>470 - Money Management Trust Fund</u>						
1187129	1700568	7/12/2016	470	23,900.18		
1198627	163990804	8/10/2016	470	90,911.61		
1198538	1703251	8/10/2016	470	60,935.85		
1199136	163990802	8/12/2016	470		90,911.61	
1206313	172700813	8/31/2016	470		30,000,000.00	
1214916	1706959	9/22/2016	470	107,696.76		
1226482	1709656	10/26/2016	470	60,843.35		
1232579	1710965	11/9/2016	470	36,114.72		
1237610	163991102	11/23/2016	470		70,000,000.00	
1240738	164701201	12/2/2016	470		1,999,611.11	
1241546	163991202	12/6/2016	470	1,999,611.11		
1248676	1714525	12/22/2016	470	49,536.31		
Totals for: 470 - Money Management Trust Fund				Count: 12	2,429,549.89	102,090,522.72
<u>472 - Tobacco Program Pool</u>						
1185097	162700702	7/7/2016	472		511,952.29	
1187131	1700570	7/12/2016	472	2,222.47		
1188011	162700703	7/13/2016	472		298,480.51	
1188628	162700704	7/14/2016	472	22,222.22		
1192523	162700701	7/25/2016	472		1,986,437.50	
1193381	162700703	7/27/2016	472		1,034,230.55	
1194823	162700803	8/1/2016	472		527,830.38	
1198527	1703249	8/10/2016	472	1,251.58		
1200425	162700805	8/16/2016	472	29,326.39		
1200909	162700803	8/17/2016	472		1,172,323.52	
1203042	162700804	8/22/2016	472	18,825.00		
1203781	164720801	8/24/2016	472		18,825.00	

Run Date: 12/30/2016
 Run Time: 3:30:32PM

Money Market Activity

Page: 2
 User: 0

Start Date: 7/1/2016 End Date: 12/30/2016

Jnl. Entry	Ref #	Trx. Date	Ledger	Debit Amount	Credit Amount
1203897	162700803	8/24/2016	472		674,920.77
1204396	172701601	8/25/2016	472	1,026,444.44	
1206301	172700804	8/31/2016	472		251,107.40
1210758	162700904	9/13/2016	472		952,360.61
1214071	162700904	9/21/2016	472		877,968.30
1214918	1706961	9/22/2016	472	511.87	
1215723	162700904	9/26/2016	472	2,022,540.00	
1218283	162701002	10/3/2016	472	1,284,776.19	
1219118	162701001	10/4/2016	472		2,569,552.38
1221000	162701002	10/11/2016	472		571,374.84
1226479	1709654	10/26/2016	472	290.08	
1230005	162701106	11/1/2016	472	14,620,533.33	
1230040	162701102	11/2/2016	472	2,609,393.37	
1230837	162701103	11/3/2016	472		14,988,673.61
1232581	1710967	11/9/2016	472	113.04	
1233754	162701105	11/10/2016	472	342.22	
1234180	172701114	11/14/2016	472		667,751.36
1235749	172701107	11/17/2016	472		1,499,037.50
1238776	162701111	11/28/2016	472	3,500,000.00	
1239131	162701102	11/29/2016	472		1,019,789.57
1240103	1627006	12/1/2016	472		595,527.78
1240628	162701204	12/2/2016	472	2,527.78	
1241963	162701205	12/7/2016	472		1,334,399.38
1243295	162701205	12/8/2016	472	4,025.00	
1243616	162701205	12/9/2016	472	9,118.06	
1245350	162701205	12/15/2016	472	10,000.00	
1246504	162701201	12/19/2016	472		265,634.84
1248705	162701204	12/22/2016	472	3,675.00	
1248673	1714523	12/22/2016	472	567.61	
1250016	162701206	12/29/2016	472	1,003,966.67	
Totals for:	472 - Tobacco Program Pool			26,172,672.32	31,818,178.09

Count: 42

Run Date: 12/30/2016
 Run Time: 3:30:32PM

Money Market Activity

Start Date: 7/1/2016 End Date: 12/30/2016

Page: 3
 User: 0

Jnl. Entry	Ref #	Trx. Date	Ledger	Debit Amount	Credit Amount
473 - Healthy Century Trust Pool					
1187130	1700569	7/12/2016	473	633.56	
1189794	16270701	7/19/2016	473	1,283.33	
1189797	162700703	7/19/2016	473	1,050.00	
1192646	160701	7/26/2016	473		1,283.33
1193423	162700711	7/27/2016	473		1,993,400.00
1198537	1703250	8/10/2016	473	514.11	
1200002	172700801	8/15/2016	473	2,850.00	
1203781	164720801	8/24/2016	473	18,825.00	
1205451	162700805	8/29/2016	473	17,777.78	
1209433	162700904	9/8/2016	473	145.83	
1209889	162700905	9/9/2016	473	9,345.00	
1212363	162700905	9/15/2016	473		575,961.11
1214003	162700910	9/20/2016	473	18,351.67	
1214917	1706960	9/22/2016	473	174.69	
1222702	172701008	10/13/2016	473	6,518.06	
1225617	162701006	10/21/2016	473	1,350.00	
1226860	162701005	10/26/2016	473	16,545.83	
1226481	1709655	10/26/2016	473	120.83	
1228045	162701003	10/27/2016	473	7,600.00	
1230006	162701107	11/1/2016	473	5,833.33	
1232580	1710966	11/9/2016	473	70.14	
1234181	172701115	11/14/2016	473	5,075.00	
1237040	172701102	11/22/2016	473	11,305.56	
1237042	172701102	11/22/2016	473	11,305.56	
1237056	Back Out Journal Er	11/22/2016	473		11,305.56
1237150	Back Out Journal Er	11/22/2016	473		11,305.56
1237544	162701103	11/23/2016	473	11,305.56	
1238773	162701113	11/28/2016	473	36,470.00	
1244449	162701202	12/13/2016	473	1,050.00	
1246891	162701204	12/20/2016	473	2,450.00	
1248674	1714524	12/22/2016	473	84.16	
1249161	162701211	12/27/2016	473	2,572.50	
1250017	162701211	12/29/2016	473	10,069.44	
Totals for:	473 - Healthy Century Trust Pool			200,676.94	2,593,255.56
	Grand Total			28,803,096.28	136,501,956.37

Summary Consolidated ROI Report

Start Date: 12/15/2016

End Date: 12/15/2016

Instrument	Total Earnings	Invested Funds	ROI
CP	\$1,366,262.74	\$1,652,058,981.34	0.99%
DDA	\$247,011.20	\$437,369,185.88	0.68%
MBS	\$1,369,612.04	\$1,925,759,462.63	0.85%
MMkt	\$49,176.92	\$76,821,603.70	0.77%
Muni	\$4,174.38	\$4,465,325.33	1.12%
	\$3,036,237.28	\$4,096,474,558.88	0.89%

JULY 2016 ROI

<u>Investment</u>	<u>Total Earnings</u>	<u>DIF</u>	<u>ROI</u>
CP	\$ 1,219,005.00	\$ 1,341,657,918.08	1.09%
DDA	\$ 314,927.47	\$ 535,982,671.13	0.71%
MBS	\$ 3,344,135.08	\$ 1,276,910,959.02	3.14%
MMkt	\$ 60,982.92	\$ 106,563,009.40	0.69%
Muni	\$ 6,720.29	\$ 4,532,191.94	1.78%
	\$ 4,945,770.76	\$ 3,265,646,749.57	1.82%

MBS Performance Audit (Current Face) For July

Start: 8/1/2016

End: 8/31/2016

Company: Arkansas Treasury

CUSIP	Settle	DOP	Org Face	Factor	Current Face	Book Prc	Ledger Bal	Acc Int Adj	Inv Adj	Principal	Interest	Earnings	ROI	Avg Daily Invested Funds	Monthly Amortization
			Description			Purchase Prc	Interest	Fund							Gain/Loss on Sale
						Sales Prc									

Activity Date: 8/15/2016

3137A32Q1	2/25/2016	8/15/2016	\$68,281,000.00	0.23287998	\$15,901,277.91	102.1832	\$16,248,434.61	\$0.00	\$958,439.18	\$921,004.85	\$56,074.28	\$18,639.95	1.2999%	\$17,206,873.80	(\$37,434.33)
FHR 3763 QA								TAS0000							
3137A3HS1	6/21/2016	8/15/2016	\$4,000,000.00	0.42033887	\$1,681,355.48	101.7463	\$1,710,717.55	\$0.00	\$148,325.08	\$145,279.60	\$6,088.78	\$3,043.30	1.9644%	\$1,859,042.63	(\$3,045.48)
FHR 3751 MC								TAS0000							
3137A3Y52	8/26/2015	8/15/2016	\$23,000,000.00	0.20344857	\$4,679,317.11	102.7923	\$4,809,979.24	\$0.00	\$379,075.23	\$365,080.84	\$18,916.49	\$4,922.10	1.1383%	\$5,189,054.47	(\$13,994.39)
FHR 3769 MB								TAS0000							
3137A6TM	10/22/2015	8/15/2016	\$17,220,600.00	0.11495578	\$1,979,607.51	102.0886	\$2,020,953.59	\$0.00	\$150,152.27	\$144,460.86	\$7,080.23	\$1,388.82	0.7676%	\$2,171,105.86	(\$5,691.41)
FHR 3808 A								TAS0000							
3137A7X39	6/24/2016	8/15/2016	\$31,744,000.00	0.24281875	\$7,708,038.40	106.2839	\$8,192,406.39	\$0.00	\$265,338.00	\$247,904.77	\$33,149.76	\$15,716.53	2.2299%	\$8,457,744.39	(\$17,433.23)
FHR 3832 PL								TAS0000							
3137A9BN5	7/20/2016	8/15/2016	\$30,000,000.00	0.11328159	\$3,398,447.70	101.9282	\$3,463,974.87	\$7,414.92	\$116,405.40	\$113,881.20	\$11,707.76	\$1,768.64	1.6167%	\$1,312,806.10	(\$2,524.20)
FHR 3848 AB								TAS0000							
3137ADDB0	11/18/2015	8/15/2016	\$5,000,000.00	0.24207144	\$1,210,357.20	99.9334	\$1,209,551.10	\$0.00	\$34,536.33	\$34,858.40	\$2,334.78	\$2,656.85	2.5627%	\$1,244,087.43	\$322.07
FHR 3888 AB								TAS0000							
3137AFBS0	12/9/2015	8/15/2016	\$19,245,655.00	0.08815567	\$1,696,613.61	104.0979	\$1,766,139.00	\$0.00	\$162,359.30	\$153,284.52	\$9,249.49	\$174.71	0.1087%	\$1,928,498.30	(\$9,074.78)
FHR 3926 GP								TAS0000							
3137AHEQ7	6/13/2016	8/15/2016	\$20,650,000.00	0.31727878	\$6,551,806.81	102.2388	\$6,698,488.66	\$0.00	\$479,082.23	\$465,712.02	\$19,005.78	\$5,635.57	0.9422%	\$7,177,570.88	(\$13,370.21)
FHR 3956 DJ								TAS0000							
3137AHEQ7	7/28/2016	8/15/2016	\$12,500,000.00	0.31727878	\$3,965,984.75	102.3703	\$4,059,988.55	\$10,354.24	\$288,791.66	\$281,908.00	\$11,504.71	(\$5,733.19)	-15.8201%	\$434,878.02	(\$6,883.66)
FHR 3956 DJ								TAS0000							

MBS Performance Audit (Current Face) For July

Start: 8/1/2016

End: 8/31/2016

Company: Arkansas Treasury

CUSIP	Settle	DOP	Org Face	Factor	Current Face	Book Prc	Ledger Bal	Acc Int Adj	Inv Adj	Principal	Interest	Earnings	ROI	Avg Daily Invested Funds	Monthly Amortization
Description			Purchase Prc			Interest			Fund			Gain/Loss on Sale			
			Sales Prc												
3137AHEQ7	6/23/2016	8/15/2016	\$6,500,000.00	0.31727878	\$2,062,312.07	102.2716	\$2,109,160.14	\$0.00	\$150,398.89	\$146,592.16	\$5,982.45	\$2,175.72	1.1555%	\$2,259,559.04	(\$3,806.73)
FHR 3956 DJ												TAS0000			
3137AJ3V4	8/25/2015	8/15/2016	\$4,500,000.00	0.39067329	\$1,758,029.81	98.4340	\$1,730,499.06	\$0.00	\$36,594.65	\$37,176.84	\$2,992.01	\$3,574.20	2.4272%	\$1,767,093.71	\$582.19
FHR 3954 PD												TAS0000			
3137AK7K1	3/10/2016	8/15/2016	\$20,000,000.00	0.0990714	\$1,981,428.00	101.8910	\$2,018,896.80	\$0.00	\$48,652.65	\$46,573.40	\$5,915.00	\$3,835.75	2.2263%	\$2,067,549.46	(\$2,079.25)
FHR 3982 AB												TAS0000			
3137AK7K1	1/29/2016	8/15/2016	\$10,000,000.00	0.0990714	\$990,714.00	102.0727	\$1,011,248.86	\$0.00	\$24,237.84	\$23,286.70	\$2,957.50	\$2,006.36	2.3251%	\$1,035,486.70	(\$951.14)
FHR 3982 AB												TAS0000			
3137AKM9	10/26/2015	8/15/2016	\$6,500,000.00	0.13105271	\$851,842.62	102.7466	\$875,239.18	\$0.00	\$72,492.89	\$70,123.43	\$2,689.07	\$319.61	0.4047%	\$947,732.08	(\$2,369.46)
FHR 3979 AD												TAS0000			
3137ASAG9	8/14/2015	8/15/2016	\$3,000,000.00	0.38627412	\$1,158,822.36	98.1584	\$1,137,481.49	\$0.00	\$22,767.16	\$23,256.12	\$1,970.13	\$2,459.09	2.5433%	\$1,160,248.64	\$488.96
FHR 4077 BA												TAS0000			
3137B1FV9	8/26/2015	8/15/2016	\$7,000,000.00	0.36302773	\$2,541,194.11	93.8667	\$2,385,334.20	\$0.00	\$151,691.32	\$164,485.44	\$2,818.42	\$15,612.54	7.3847%	\$2,537,025.52	\$12,794.12
FHR 4191 NB												TAS0000			
3137B4L61	10/19/2015	8/15/2016	\$17,650,000.00	0.24828802	\$4,382,283.55	100.5400	\$4,405,947.88	\$0.00	\$221,912.23	\$220,088.62	\$7,670.62	\$5,847.01	1.5161%	\$4,627,860.11	(\$1,823.61)
FHR 4253 TD												TAS0000			
3137B4L61	8/27/2015	8/15/2016	\$5,608,024.00	0.24828802	\$1,392,405.18	100.5769	\$1,400,437.50	\$0.00	\$70,529.23	\$69,929.87	\$2,437.23	\$1,837.87	1.4993%	\$1,470,966.72	(\$599.36)
FHR 4253 TD												TAS0000			
3137B5WC	5/4/2016	8/15/2016	\$12,081,000.00	0.33177108	\$4,008,126.42	101.1513	\$4,054,271.98	\$0.00	\$945,795.73	\$931,480.50	\$16,465.36	\$2,150.13	0.5160%	\$5,000,067.70	(\$14,315.23)
FHR 4267 AV												TAS0000			
3137B7QN2	11/20/2015	8/15/2016	\$15,000,000.00	0.559238	\$8,388,570.00	101.9163	\$8,549,322.96	\$0.00	\$233,115.31	\$227,886.60	\$21,541.14	\$16,312.43	2.2289%	\$8,782,438.28	(\$5,228.71)
FHR 4298 PG												TAS0000			

MBS Performance Audit (Current Face) For July

Start: 8/1/2016

End: 8/31/2016

Company: Arkansas Treasury

CUSIP	Settle	DOP	Org Face	Factor	Current Face	Book Prc	Ledger Bal	Acc Int Adj	Inv Adj	Principal	Interest	Earnings	ROI	Avg Daily Invested Funds	Monthly Amortization
	Description					Purchase Prc	Interest	Fund							Gain/Loss on Sale
						Sales Prc									
3137BA6C1	6/11/2015	8/15/2016	\$15,000,000.00	0.49493044	\$7,423,956.60	101.0007	\$7,498,245.66	\$0.00	\$260,111.29	\$256,900.50	\$16,001.79	\$12,791.00	1.9784%	\$7,758,356.95	(\$3,210.79)
	FHR 4332 KE							TAS0000							
3137BCHB7	10/30/2015	8/15/2016	\$26,529,473.00	0.39028897	\$10,354,160.69	102.0669	\$10,568,170.84	\$0.00	\$341,882.10	\$331,605.15	\$26,714.41	\$16,437.46	1.8080%	\$10,910,052.94	(\$10,276.95)
	FHR 4360 PA							TAS0000							
3137BCZ76	8/27/2015	8/15/2016	\$61,187,000.00	0.49398363	\$30,225,376.37	101.2974	\$30,617,520.40	\$0.00	\$1,309,795.03	\$1,281,573.34	\$65,639.48	\$37,417.79	1.4064%	\$31,927,315.43	(\$28,221.69)
	FHR 4379 BH							TAS0000							
3137BD4V5	10/15/2015	8/15/2016	\$6,000,000.00	0.55391804	\$3,323,508.24	100.9423	\$3,354,826.77	\$0.00	\$102,146.83	\$101,023.62	\$7,134.44	\$6,011.23	2.0866%	\$3,456,973.59	(\$1,123.21)
	FHR 4378 AD							TAS0000							
3137BDER3	10/15/2015	8/15/2016	\$15,000,000.00	0.49955716	\$7,493,357.40	100.8544	\$7,557,380.65	\$0.00	\$253,599.25	\$251,292.15	\$16,134.69	\$13,827.59	2.1243%	\$7,810,979.89	(\$2,307.10)
	FHR 4388 MC							TAS0000							
3137BDMU	12/9/2015	8/15/2016	\$20,000,000.00	0.63440587	\$12,688,117.40	101.5546	\$12,885,370.26	\$0.00	\$348,139.17	\$341,642.20	\$32,574.40	\$26,077.43	2.3647%	\$13,233,509.43	(\$6,496.97)
	FHR 4389 AB							TAS0000							
3137BDZW	11/6/2015	8/15/2016	\$15,811,200.00	0.38991631	\$6,165,044.76	101.3040	\$6,245,436.94	\$0.00	\$408,594.30	\$403,713.06	\$15,053.40	\$10,172.16	1.8345%	\$6,654,031.25	(\$4,881.24)
	FHR 4387 KC							TAS0000							
3137BDZX7	6/22/2016	8/15/2016	\$2,500,000.00	0.38991631	\$974,790.78	102.6165	\$1,000,296.18	\$0.00	\$66,080.56	\$63,833.40	\$3,462.08	\$1,214.92	1.3672%	\$1,066,376.73	(\$2,247.16)
	FHR 4387 KG							TAS0000							
3137BEK45	10/16/2015	8/15/2016	\$51,850,313.00	0.7296482	\$37,832,487.55	101.8640	\$38,537,685.12	\$0.00	\$924,084.49	\$908,886.21	\$96,853.43	\$81,655.15	2.4831%	\$39,461,769.61	(\$15,198.28)
	FHR 4403 CA							TAS0000							
3137BFB67	11/12/2015	8/15/2016	\$39,675,000.00	0.72089364	\$28,601,455.17	103.3261	\$29,552,777.70	\$0.00	\$976,696.17	\$939,575.81	\$86,161.34	\$49,040.98	1.9276%	\$30,529,473.88	(\$37,120.36)
	FHR 4413 HP							TAS0000							
3137BFFV8	10/28/2015	8/15/2016	\$18,671,000.00	0.5619119	\$10,491,457.08	102.6245	\$10,766,805.38	\$0.00	\$112,630.49	\$110,359.61	\$30,921.97	\$28,651.09	3.1602%	\$10,879,435.87	(\$2,270.88)
	FHR 4423 A							TAS0000							

MBS Performance Audit (Current Face) For July

Start: 8/1/2016

End: 8/31/2016

Company: Arkansas Treasury

CUSIP	Settle	DOP	Org Face	Factor	Current Face	Book Prc	Ledger Bal	Acc Int Adj	Inv Adj	Principal	Interest	Earnings	ROI	Avg Daily Invested Funds	Monthly Amortization
Description			Purchase Prc		Interest		Fund		Sales Prc				Gain/Loss on Sale		
3137BHTG2	11/4/2015	8/15/2016	\$14,357,329.00	0.40234075	\$5,776,538.52	104.4671	\$6,034,582.27	\$0.00	\$449,994.57	\$427,159.68	\$28,433.62	\$5,598.73	1.0361%	\$6,484,576.84	(\$2,834.89)
FHR 4459 DA								TAS0000							
3137BHTG2	11/25/2015	8/15/2016	\$1,420,000.00	0.40234075	\$571,323.87	104.4744	\$596,887.18	\$0.00	\$44,474.46	\$42,247.88	\$2,812.20	\$585.62	1.0957%	\$641,361.64	(\$2,226.58)
FHR 4459 DA								TAS0000							
3137BHU21	11/27/2015	8/15/2016	\$13,612,860.00	0.32238136	\$4,388,532.32	102.0227	\$4,477,300.63	\$0.00	\$541,202.30	\$530,137.99	\$16,395.57	\$5,331.26	1.2748%	\$5,018,502.93	(\$11,064.31)
FHR 4459 NA								TAS0000							
3137BJ3Q4	10/22/2015	8/15/2016	\$13,110,787.00	0.53842116	\$7,059,125.15	100.7024	\$7,108,708.44	\$0.00	\$115,818.02	\$112,218.63	\$14,940.30	\$11,340.91	1.8837%	\$7,224,526.47	(\$3,599.39)
FHR 4476 B								TAS0000							
3137BJ6P3	8/27/2015	8/15/2016	\$14,000,000.00	0.66512413	\$9,311,737.82	100.4443	\$9,353,112.98	\$0.00	\$342,389.27	\$340,394.18	\$16,086.89	\$14,091.80	1.7441%	\$9,695,502.25	(\$1,995.09)
FHR 4478 PC								TAS0000							
3137BJDB6	8/11/2015	8/15/2016	\$21,650,000.00	0.85166267	\$18,438,496.81	100.0196	\$18,442,107.68	\$0.00	\$255,415.72	\$255,178.81	\$31,156.13	\$30,919.22	1.9844%	\$18,697,523.39	(\$236.91)
FHR 4470 MC								TAS0000							
3137BJSV6	12/9/2015	8/15/2016	\$14,205,000.00	0.83949202	\$11,924,984.14	102.0769	\$12,172,657.92	\$0.00	\$75,966.99	\$71,553.71	\$29,991.34	\$25,578.06	2.5059%	\$12,248,624.90	(\$4,413.28)
FHR 4486 PA								TAS0000							
3137BKSP6	8/20/2015	8/15/2016	\$32,000,000.00	0.77748315	\$24,879,460.80	100.3773	\$24,973,320.22	\$0.00	\$1,456,518.76	\$1,449,654.40	\$54,852.32	\$47,987.96	2.1788%	\$26,429,838.99	(\$6,864.36)
FHR 4491 AP								TAS0000							
3137BKTH3	8/18/2015	8/15/2016	\$37,500,000.00	0.87073696	\$32,652,636.00	100.5415	\$32,829,462.00	\$0.00	\$783,536.49	\$776,889.00	\$69,644.84	\$62,997.35	2.2490%	\$33,612,998.49	(\$6,647.49)
FHR 4491 P								TAS0000							
3137BLZE1	3/17/2016	8/15/2016	\$6,800,000.00	0.08596999	\$584,595.93	100.1829	\$585,665.35	\$0.00	\$783,289.77	\$780,143.06	\$4,549.13	\$1,402.42	1.2293%	\$1,368,955.12	(\$3,146.71)
FHR 4526 AJ								TAS0000							
3137BMAT	12/15/2015	8/15/2016	\$57,774,000.00	0.68756051	\$39,723,120.90	101.9759	\$40,507,996.81	\$0.00	\$546,021.17	\$530,902.04	\$100,635.06	\$85,515.93	2.4996%	\$41,054,017.98	(\$15,119.13)
FHR 4538 AC								TAS0000							

MBS Performance Audit (Current Face) For July

Start: 8/1/2016

End: 8/31/2016

Company: Arkansas Treasury

CUSIP	Settle	DOP	Org Face	Factor	Current Face	Book Prc	Ledger Bal	Acc Int Adj	Inv Adj	Principal	Interest	Earnings	ROI	Avg Daily Invested Funds	Monthly Amortization
Description						Purchase Prc	Interest	Fund							Gain/Loss on Sale
						Sales Prc									
3137BMAZ	12/15/2015	8/15/2016	\$51,745,000.00	0.87139208	\$45,090,183.18	101.9461	\$45,967,693.76	\$0.00	\$2,113,299.09	\$2,067,729.68	\$117,894.78	\$72,325.37	1.8051%	\$48,080,992.85	(\$45,569.41)
FHR 4538 DB								TAS0000							
3137BMNL	1/29/2016	8/15/2016	\$50,000,000.00	0.96119381	\$48,059,690.50	100.6893	\$48,390,981.97	\$0.00	\$378,232.83	\$370,833.50	\$100,896.93	\$93,497.60	2.3006%	\$48,769,214.80	(\$7,399.33)
FHR 4546 TH								TAS0000							
3137BMSS6	3/17/2016	8/15/2016	\$4,444,693.00	0	\$0.00	100.1808	\$0.00	\$0.00	\$247,649.02	\$246,921.10	\$823.07	\$95.15	0.4610%	\$247,649.02	(\$727.92)
FHR 4548 GC								TAS0000							
3137BN3B8	2/29/2016	8/15/2016	\$126,824,000.00	0.95146835	\$120,669,022.02	100.1199	\$120,813,744.40	\$0.00	\$1,118,629.15	\$1,116,072.76	\$202,975.16	\$200,418.77	1.9724%	\$121,932,373.56	(\$2,556.39)
FHR 4550 TA								TAS0000							
3137BQNY9	6/30/2016	8/15/2016	\$123,184,000.00	0.98508479	\$121,346,684.77	102.6865	\$124,606,639.19	\$0.00	\$991,376.68	\$946,154.13	\$305,732.10	\$260,509.55	2.4890%	\$125,598,015.87	(\$45,222.55)
FHR 4596 HA								TAS0000							
3137GALA3	7/20/2016	8/15/2016	\$10,000,000.00	0.30381494	\$3,038,149.40	101.1540	\$3,073,208.38	\$7,326.91	\$437,563.53	\$432,493.20	\$11,568.81	(\$828.43)	-0.7723%	\$1,287,283.03	(\$5,070.33)
FHR 3736 QB															
3137GAQK	10/28/2015	8/15/2016	\$3,000,000.00	0.13362226	\$400,866.78	101.5208	\$406,963.16	\$0.00	\$85,186.29	\$83,727.36	\$1,615.31	\$156.38	0.3813%	\$492,149.45	(\$1,458.93)
FHR 3740 KC								TAS0000							
31393KYC3	11/2/2015	8/15/2016	\$19,224,824.00	0.05557175	\$1,068,357.11	102.4749	\$1,094,797.88	\$0.00	\$89,252.37	\$85,443.19	\$4,807.50	\$998.32	1.0118%	\$1,184,050.26	(\$3,809.18)
FHR 2574 HP								TAS0000							
31393RMU	5/20/2016	8/15/2016	\$8,445,404.00	0.11158024	\$942,340.21	102.3432	\$964,420.81	\$0.00	\$83,192.24	\$80,057.78	\$3,833.99	\$699.53	0.8013%	\$1,047,613.05	(\$3,134.46)
FHR 2636 D								TAS0000							
31395FAX2	1/27/2016	8/15/2016	\$15,000,000.00	0.05661789	\$849,268.35	103.5683	\$879,573.08	\$0.00	\$56,186.89	\$53,815.05	\$3,386.56	\$1,014.72	1.3013%	\$935,759.97	(\$2,371.84)
FHR 2836 L								TAS0000							
31395MQ5	1/14/2016	8/15/2016	\$63,626,099.00	0.01422086	\$904,817.85	102.6068	\$928,404.94	\$0.00	\$157,561.00	\$152,077.83	\$3,963.36	(\$1,519.81)	-1.6794%	\$1,085,965.94	(\$5,483.17)
FHR 2935 DC								TAS0000							

MBS Performance Audit (Current Face) For July

Start: 8/1/2016

End: 8/31/2016

Company: Arkansas Treasury

CUSIP	Settle	DOP	Org Face	Factor	Current Face	Book Prc	Ledger Bal	Acc Int Adj	Inv Adj	Principal	Interest	Earnings	ROI	Avg Daily Invested Funds	Monthly Amortization
Description			Purchase Prc		Interest		Fund		Sales Prc				Gain/Loss on Sale		
31395RRM	7/29/2016	8/15/2016	\$5,000,000.00	0.11418482	\$570,924.10	101.6850	\$580,544.17	\$2,901.96	\$109,282.93	\$107,455.35	\$3,109.24	(\$1,620.30)	-42.2793%	\$45,988.47	(\$1,827.58)
FHR 2968 MD															
31396ABX1	3/22/2016	8/15/2016	\$18,603,295.00	0.09042751	\$1,682,249.64	102.9553	\$1,731,965.17	\$0.00	\$99,689.27	\$95,042.75	\$8,145.92	\$3,499.40	2.2926%	\$1,831,654.43	(\$4,646.52)
FHR 3033 CI															
31396CSM3	11/23/2015	8/15/2016	\$8,675,000.00	0.03504666	\$304,029.78	104.3647	\$317,299.86	\$0.00	\$24,975.91	\$23,701.92	\$1,502.10	\$228.11	0.7997%	\$342,275.77	(\$1,273.99)
FHR 3048 PC															
31397AKP7	5/6/2016	8/15/2016	\$2,000,000.00	0.3036413	\$607,282.60	101.1767	\$614,428.29	\$0.00	\$117,560.32	\$115,221.94	\$3,010.44	\$672.06	1.1017%	\$731,988.62	(\$2,338.38)
FHR 3204 NW															
31397GZL7	11/5/2015	8/15/2016	\$13,500,000.00	0.07679695	\$1,036,758.83	101.9236	\$1,056,701.92	\$0.00	\$128,114.04	\$125,054.01	\$4,840.89	\$1,780.86	1.8037%	\$1,184,815.95	(\$3,060.03)
FHR 3317 PG															
31397JSD2	11/4/2015	8/15/2016	\$3,600,000.00	0.26174126	\$942,268.54	101.8138	\$959,359.40	\$0.00	\$170,938.41	\$166,831.06	\$4,621.25	\$513.90	0.5456%	\$1,130,297.81	(\$4,107.35)
FHR 3331 NV															
31398KZB9	12/8/2015	8/15/2016	\$35,088,000.00	0.00651208	\$228,495.86	100.5876	\$229,838.57	\$0.00	\$149,338.96	\$148,162.24	\$1,412.47	\$235.75	0.7461%	\$379,177.53	(\$1,176.72)
FHR 3598 MA															
31398QQG	11/17/2015	8/15/2016	\$100,000,000.00	0.06873659	\$6,873,659.00	100.7267	\$6,923,607.59	\$0.00	\$678,403.67	\$669,765.00	\$14,143.92	\$5,505.25	0.8690%	\$7,602,011.26	(\$8,638.67)
FHR 3681 BA															
31398QTH0	7/22/2016	8/15/2016	\$30,850,000.00	0.18695353	\$5,767,516.40	101.1235	\$5,832,314.45	\$8,893.19	\$334,479.72	\$330,673.13	\$12,704.56	\$4.78	0.0031%	\$1,850,038.25	(\$3,806.59)
FHR 3747 HK															
31398QTK3	7/25/2016	8/15/2016	\$11,865,000.00	0.18695353	\$2,218,203.63	101.5892	\$2,253,455.33	\$4,690.76	\$129,305.68	\$127,177.85	\$5,863.45	(\$955.14)	-2.4051%	\$476,552.20	(\$2,127.83)
FHR 3747 HM															
31398VTN6	3/17/2016	8/15/2016	\$5,000,000.00	0.18546177	\$927,308.85	100.6209	\$933,066.82	\$0.00	\$186,225.76	\$182,764.20	\$4,625.30	\$1,163.74	1.2477%	\$1,119,292.58	(\$3,461.56)
FHR 3659 BC															

MBS Performance Audit (Current Face) For July

Start: 8/1/2016

End: 8/31/2016

Company: Arkansas Treasury

CUSIP	Settle	DOP	Org Face	Factor	Current Face	Book Prc	Ledger Bal	Acc Int Adj	Inv Adj	Principal	Interest	Earnings	ROI	Avg Daily Invested Funds	Monthly Amortization
			Description			Purchase Prc	Interest	Fund							Gain/Loss on Sale
						Sales Prc									
31398VVQ6	1/27/2016	8/15/2016	\$12,825,000.00	0.72042462	\$9,239,445.75	103.4855	\$9,561,489.71	\$0.00	\$743,623.03	\$710,474.73	\$41,458.00	\$8,309.70	0.9676%	\$10,305,112.75	(\$33,148.30)
			FHR 3659 VB					TAS0000							

Schedule Date of Payment Totals

Totals/Avg:	Principal	\$23,578,788.93	Inv Adj	\$24,089,146.56
	Acc Int Adj	\$41,581.98	ROI	2.0331%
	Interest	\$1,877,634.93	ADIF	\$782,462,667.81
	Monthly Amortization	(\$510,357.63)		
	Earnings	\$1,325,695.32		

MBS Performance Audit (Current Face) For July

Start: 8/1/2016

End: 8/31/2016

Company: Arkansas Treasury

CUSIP	Settle	DOP	Org Face	Factor	Current Face	Book Prc	Ledger Bal	Acc Int Adj	Inv Adj	Principal	Interest	Earnings	ROI	Avg Daily Invested Funds	Monthly Amortization
Description			Purchase Prc				Interest	Fund							Gain/Loss on Sale
			Sales Prc												
Activity Date: 8/16/2016															
38376GP46	8/31/2015	8/16/2016	\$3,000,000.00	0.27653024	\$829,590.72	100.7110	\$835,489.11	\$0.00	\$5,460.27	\$4,974.24	\$1,703.90	\$1,217.87	1.7378%	\$840,949.38	(\$486.03)
GNR 2011-49 A								TAS0000							
38376GP46	10/20/2015	8/16/2016	\$8,626,000.00	0.27653024	\$2,385,349.85	100.6303	\$2,400,385.51	\$0.00	\$16,042.12	\$14,302.60	\$4,899.29	\$3,159.77	1.5691%	\$2,416,427.62	(\$1,739.52)
GNR 2011-49 A								TAS0000							
38376GP53	8/27/2015	8/16/2016	\$50,453,133.00	0.06097981	\$3,076,622.46	100.0000	\$3,076,622.46	\$0.00	\$108,580.19	\$108,580.19	\$7,432.14	\$7,432.14	2.8000%	\$3,185,202.65	\$0.00
GNR 2011-49 AB								TAS0000							
38376GP53	8/31/2015	8/16/2016	\$625,000.00	0.06097981	\$38,112.38	100.0000	\$38,112.38	\$0.00	\$1,345.06	\$1,345.06	\$92.07	\$92.07	2.8001%	\$39,457.44	\$0.00
GNR 2011-49 AB								TAS0000							
38376GU73	8/28/2015	8/16/2016	\$42,625,000.00	0.11424259	\$4,869,590.40	100.2515	\$4,881,837.42	\$0.00	\$63,505.88	\$60,150.27	\$10,064.89	\$6,709.28	1.6280%	\$4,945,343.30	(\$3,355.61)
GNR 2011-78 AB								TAS0000							
38377LJ33	6/28/2016	8/16/2016	\$19,500,000.00	0.19663834	\$3,834,447.63	103.9442	\$3,985,685.91	\$0.00	\$249,373.82	\$236,812.09	\$15,267.22	\$2,705.49	0.7666%	\$4,235,059.74	(\$12,561.73)
GNR 2010-130 LB								TAS0000							
38377MSG	12/9/2015	8/16/2016	\$2,000,000.00	0.25602471	\$512,049.42	102.2954	\$523,802.92	\$0.00	\$26,972.39	\$26,206.68	\$1,345.64	\$579.93	1.2635%	\$550,775.31	(\$765.71)
GNR 2010-144 PA								TAS0000							
38378BAA7	11/5/2015	8/16/2016	\$3,000,000.00	0.60390675	\$1,811,720.25	100.8515	\$1,827,147.65	\$0.00	\$5,733.01	\$5,347.08	\$3,322.20	\$2,936.27	1.9224%	\$1,832,880.66	(\$385.93)
GNR 2011-165 A								TAS0000							
38378BDE6	8/31/2015	8/16/2016	\$15,510,000.00	0.41665795	\$6,462,364.80	100.1710	\$6,473,415.45	\$0.00	\$42,740.74	\$41,693.83	\$7,859.07	\$6,812.16	1.2545%	\$6,516,156.18	(\$1,046.91)
GNR 2012-19 AB								TAS0000							
38378BRK7	10/20/2015	8/16/2016	\$11,590,000.00	0.44032478	\$5,103,364.20	100.2197	\$5,114,577.99	\$0.00	\$31,731.95	\$30,260.56	\$7,289.75	\$5,818.36	1.3567%	\$5,146,309.95	(\$1,471.39)
GNR 2012-55 A								TAS0000							

MBS Performance Audit (Current Face) For July

Start: 8/1/2016

End: 8/31/2016

Company: Arkansas Treasury

CUSIP	Settle	DOP	Org Face	Factor	Current Face	Book Prc	Ledger Bal	Acc Int Adj	Inv Adj	Principal	Interest	Earnings	ROI	Avg Daily Invested Funds	Monthly Amortization
Description						Purchase Prc	Interest	Fund							Gain/Loss on Sale
						Sales Prc									
38378BRK7	11/20/2015	8/16/2016	\$2,138,000.00	0.44032478	\$941,414.38	100.2000	\$943,296.89	\$0.00	\$5,697.48	\$5,582.15	\$1,344.74	\$1,229.41	1.5546%	\$948,994.37	(\$115.33)
GNR 2012-55 A								TAS0000							
38378BRT8	10/23/2015	8/16/2016	\$6,000,000.00	0.51707364	\$3,102,441.84	100.6541	\$3,122,735.95	\$0.00	\$10,441.93	\$9,716.52	\$5,627.82	\$4,902.41	1.8776%	\$3,133,177.88	(\$725.41)
GNR 2012-44 A								TAS0000							
38378BUJ6	10/23/2015	8/16/2016	\$3,500,000.00	0.48523936	\$1,698,337.76	100.4258	\$1,705,568.72	\$0.00	\$6,174.76	\$5,783.75	\$2,459.62	\$2,068.61	1.4502%	\$1,711,743.48	(\$391.01)
GNR 2012-70 A								TAS0000							
38378KGV5	6/27/2016	8/16/2016	\$14,000,000.00	0.87382376	\$12,233,532.64	99.2725	\$12,144,529.61	\$0.00	\$21,351.91	\$40,683.16	\$13,808.49	\$33,139.74	3.2688%	\$12,165,881.53	\$19,331.25
GNR 2013-57 A								TAS0000							

Schedule Date of Payment Totals

Totals/Avg:	Principal	\$591,438.18	Inv Adj	\$595,151.51
	Acc Int Adj	\$0.00	ROI	1.9838%
	Interest	\$82,516.84	ADIF	\$47,668,359.48
	Monthly Amortization	(\$3,713.33)		
	Earnings	\$78,803.51		

MBS Performance Audit (Current Face) For July

Start: 8/1/2016

End: 8/31/2016

Company: Arkansas Treasury

CUSIP	Settle	DOP	Org Face	Factor	Current Face	Book Prc	Ledger Bal	Acc Int Adj	Inv Adj	Principal	Interest	Earnings	ROI	Avg Daily Invested Funds	Monthly Amortization
Description						Purchase Prc	Interest	Fund							Gain/Loss on Sale
						Sales Prc									
Activity Date: 8/20/2016															
38374LRK9	5/6/2016	8/20/2016	\$8,491,000.00	0.0851947	\$723,388.20	103.1995	\$746,533.00	\$0.00	\$51,197.02	\$48,649.69	\$3,216.82	\$669.49	1.0071%	\$797,730.03	(\$2,547.33)
GNR 2005-47 QC								TAS0000							
38374TYR9	7/26/2016	8/20/2016	\$200,000,000.00	0.17565826	\$35,131,652.00	105.3688	\$37,017,811.84	\$113,761.91	\$1,342,705.05	\$1,272,160.00	\$136,514.29	(\$47,792.67)	-8.9703%	\$6,393,419.48	(\$70,545.05)
GNR 2009-31 DA								TAS0000							
38374YK3	8/20/2015	8/20/2016	\$10,000,000.00	0.32073194	\$3,207,319.40	100.2096	\$3,214,043.01	\$0.00	\$651,891.51	\$641,924.80	\$14,434.67	\$4,467.96	1.3869%	\$3,865,934.52	(\$9,966.71)
GNR 2010-95 PC								TAS0000							
38377LC22	6/28/2016	8/20/2016	\$10,878,000.00	0.51988572	\$5,655,316.86	104.7100	\$5,921,682.29	\$0.00	\$224,306.51	\$210,523.78	\$21,996.90	\$8,214.17	1.6038%	\$6,145,988.80	(\$13,782.73)
GNR 2010-139 PV								TAS0000							
38377RKY0	6/28/2016	8/20/2016	\$14,292,624.00	0.17860117	\$2,552,679.37	100.9569	\$2,577,105.96	\$0.00	\$515,151.06	\$509,043.09	\$12,757.18	\$6,649.21	2.5803%	\$3,092,257.02	(\$6,107.97)
GNR 2010-160 A								TAS0000							
38377YPG9	11/19/2015	8/20/2016	\$2,500,000.00	0.14487954	\$362,198.85	101.2734	\$366,811.09	\$0.00	\$11,450.32	\$11,201.63	\$933.50	\$684.81	2.1725%	\$378,261.40	(\$248.69)
GNR 2011-138 PN								TAS0000							
38378C2V8	7/29/2016	8/20/2016	\$5,050,000.00	0.30585013	\$1,544,543.16	101.6563	\$1,570,125.12	\$3,739.71	\$59,152.77	\$58,188.68	\$4,006.83	(\$696.97)	-7.7000%	\$108,618.53	(\$964.09)
GNR 2012-24 MK								TAS0000							
38378DJ55	7/13/2016	8/20/2016	\$6,900,000.00	0.17738361	\$1,223,946.91	101.0873	\$1,237,254.88	\$1,320.93	\$38,939.98	\$38,440.59	\$3,155.97	\$1,335.65	2.0932%	\$765,716.92	(\$499.39)
GNR 2012-31 QJ								TAS0000							
38378DJ55	7/8/2016	8/20/2016	\$3,376,642.00	0.17738361	\$598,960.95	101.1616	\$605,918.63	\$377.08	\$19,189.98	\$18,811.61	\$1,544.43	\$788.98	1.9755%	\$479,249.93	(\$378.37)
GNR 2012-31 QJ								TAS0000							
38378DRZ0	7/26/2016	8/20/2016	\$5,000,000.00	0.34486546	\$1,724,327.30	101.1842	\$1,744,746.21	\$3,154.22	\$93,659.66	\$92,503.70	\$3,785.06	(\$525.12)	-2.0566%	\$306,400.98	(\$1,155.96)
GNR 2012-38 DK								TAS0000							

MBS Performance Audit (Current Face) For July

Start: 8/1/2016

End: 8/31/2016

Company: Arkansas Treasury

CUSIP	Settle	DOP	Org Face	Factor	Current Face	Book Prc	Ledger Bal	Acc Int Adj	Inv Adj	Principal	Interest	Earnings	ROI	Avg Daily Invested Funds	Monthly Amortization
Description						Purchase Prc	Interest	Fund							Gain/Loss on Sale
						Sales Prc									
38379CDY9	11/25/2015	8/20/2016	\$2,000,000.00	0.30288047	\$605,760.94	100.6822	\$609,893.44	\$0.00	\$41,848.51	\$41,447.96	\$1,348.35	\$947.80	1.7451%	\$651,741.95	(\$400.55)
GNR 2014-81 EH								TAS0000							
38379HUQ	10/15/2015	8/20/2016	\$15,000,000.00	0.24378533	\$3,656,779.95	100.1617	\$3,662,691.74	\$0.00	\$322,385.46	\$318,528.60	\$8,281.89	\$4,425.03	1.3325%	\$3,985,077.21	(\$3,856.86)
GNR 2014-188 QC								TAS0000							

Schedule Date of Payment Totals

Totals/Avg:	Principal	\$3,261,424.13	Inv Adj	\$3,371,877.82
	Acc Int Adj	\$122,353.85	ROI	-0.9269%
	Interest	\$211,975.89	ADIF	\$26,970,396.76
	Monthly Amortization	(\$110,453.69)		
	Earnings	(\$20,831.65)		

MBS Performance Audit (Current Face) For July

Start: 8/1/2016

End: 8/31/2016

Company: Arkansas Treasury

CUSIP	Settle	DOP	Org Face	Factor	Current Face	Book Prc	Ledger Bal	Acc Int Adj	Inv Adj	Principal	Interest	Earnings	ROI	Avg Daily Invested Funds	Monthly Amortization
		Description			Purchase Prc	Interest		Fund							Gain/Loss on Sale
Sales Prc															
Activity Date: 8/25/2016															
3136A0LW	7/25/2016	8/25/2016	\$15,000,000.00	0.08984098	\$1,347,614.70	101.1550	\$1,363,179.65	\$2,804.61	\$55,337.83	\$54,688.65	\$3,505.76	\$51.97	0.2198%	\$283,703.50	(\$649.18)
FNR 2011-70 AD															
3136A1BN4	7/26/2016	8/25/2016	\$5,000,000.00	0.2100217	\$1,050,108.50	101.6232	\$1,067,153.51	\$1,896.84	\$37,328.28	\$36,712.45	\$2,264.21	(\$238.46)	-1.5545%	\$184,080.30	(\$615.83)
FNR 2011-103 JK															
3136A1KJ3	11/18/2015	8/25/2016	\$20,300,000.00	0.45244822	\$9,184,698.87	102.5807	\$9,421,731.45	\$0.00	\$916,764.01	\$885,368.87	\$41,958.62	\$10,563.48	1.2261%	\$10,338,495.46	(\$31,395.14)
FNR 2011-99 DV															
3136A1WV	6/22/2016	8/25/2016	\$5,877,000.00	0.60851721	\$3,576,255.64	102.9065	\$3,680,199.51	\$0.00	\$46,550.33	\$42,380.22	\$10,554.35	\$6,384.24	2.0557%	\$3,726,749.85	(\$4,170.11)
FNR 2011-106 LV															
3136A3AS0	8/12/2015	8/25/2016	\$31,307,000.00	0.14386397	\$4,503,949.31	105.3767	\$4,746,113.15	\$0.00	\$476,097.12	\$452,124.74	\$18,585.28	(\$5,387.10)	-1.2379%	\$5,222,210.27	(\$23,972.38)
FNR 2011-145 JA															
3136A4FC8	8/26/2015	8/25/2016	\$10,000,000.00	0.44958385	\$4,495,838.50	99.7562	\$4,484,876.15	\$0.00	\$129,377.46	\$130,018.30	\$7,709.76	\$8,350.60	2.1717%	\$4,614,253.61	\$640.84
FNR 2012-23 PC															
3136A4K40	10/29/2015	8/25/2016	\$6,900,000.00	0.31788705	\$2,193,420.65	101.2629	\$2,221,122.09	\$0.00	\$121,655.17	\$119,793.73	\$4,819.20	\$2,957.76	1.5150%	\$2,342,777.25	(\$1,861.44)
FNR 2012-17 QC															
3136A5EV4	11/12/2015	8/25/2016	\$10,000,000.00	0.55154739	\$5,515,473.90	99.1954	\$5,471,098.24	\$0.00	\$15,998.00	\$18,150.90	\$9,222.71	\$11,375.61	2.4878%	\$5,487,096.24	\$2,152.90
FNR 2012-29 AD															
3136A5GA8	11/13/2015	8/25/2016	\$10,000,000.00	0.32912794	\$3,291,279.40	98.3074	\$3,235,571.20	\$0.00	\$77,177.20	\$79,239.70	\$5,617.53	\$7,680.03	2.7820%	\$3,312,748.40	\$2,062.50
FNR 2012-29 PM															
3136A63F9	11/25/2015	8/25/2016	\$4,000,000.00	0.42757082	\$1,710,283.28	95.2286	\$1,628,678.82	\$0.00	\$29,492.75	\$31,713.16	\$2,177.50	\$4,397.91	3.1827%	\$1,658,171.57	\$2,220.41
FNR 2012-72 BC															

MBS Performance Audit (Current Face) For July

Start: 8/1/2016

End: 8/31/2016

Company: Arkansas Treasury

CUSIP	Settle	DOP	Org Face	Factor	Current Face	Book Prc	Ledger Bal	Acc Int Adj	Inv Adj	Principal	Interest	Earnings	ROI	Avg Daily Invested Funds	Monthly Amortization
Description			Purchase Prc			Interest Fund			Sales Prc			Gain/Loss on Sale			
3136A6AW	11/10/2015	8/25/2016	\$11,045,000.00	0.36804458	\$4,065,052.39	103.4981	\$4,207,249.95	\$0.00	\$152,710.19	\$147,101.18	\$12,285.45	\$6,676.44	1.8376%	\$4,359,960.14	(\$5,609.01)
FNR 2012-52 NB								TAS0000							
3136A7RU8	8/28/2015	8/25/2016	\$9,265,500.00	0.58244852	\$5,396,676.76	98.9244	\$5,338,630.11	\$0.00	\$108,635.84	\$111,609.99	\$9,180.48	\$12,154.63	2.6776%	\$5,447,265.95	\$2,974.15
FNR 2012-90 CB								TAS0000							
3136A8SG6	8/10/2015	8/25/2016	\$28,091,198.00	0.17116252	\$4,808,160.24	105.1573	\$5,056,131.49	\$0.00	\$167,975.63	\$159,147.03	\$18,627.40	\$9,798.80	2.2508%	\$5,224,107.12	(\$8,828.60)
FNR 2012-102 PA								TAS0000							
3136AAJ30	8/31/2015	8/25/2016	\$33,000,000.00	0.49700173	\$16,401,057.09	100.6153	\$16,501,972.79	\$0.00	\$904,060.10	\$897,396.72	\$36,038.45	\$29,375.07	2.0252%	\$17,406,032.89	(\$6,663.38)
FNR 2012-137 JA								TAS0000							
3136AB3D3	6/10/2016	8/25/2016	\$4,140,000.00	0.20975576	\$868,388.85	100.1790	\$869,943.26	\$0.00	\$111,933.36	\$111,472.94	\$1,633.10	\$1,172.68	1.4332%	\$981,876.62	(\$460.42)
FNR 2013-2 AV								TAS0000							
3136ACYK1	8/13/2015	8/25/2016	\$5,650,000.00	0.56462951	\$3,190,156.73	98.4940	\$3,142,112.97	\$0.00	\$89,155.62	\$91,878.38	\$5,470.06	\$8,192.82	3.0426%	\$3,231,268.59	\$2,722.76
FNR 2013-18 NA								TAS0000							
3136AG3J9	8/28/2015	8/25/2016	\$35,832,000.00	0.25214041	\$9,034,695.17	101.7654	\$9,194,193.68	\$0.00	\$232,646.57	\$226,990.70	\$23,154.21	\$17,498.34	2.2275%	\$9,426,840.26	(\$5,655.87)
FNR 2013-116 YB								TAS0000							
3136AKNC3	6/12/2015	8/25/2016	\$7,728,849.00	0.51362125	\$3,969,701.08	101.4414	\$4,026,919.03	\$0.00	\$167,807.52	\$162,908.22	\$10,331.52	\$5,432.22	1.5540%	\$4,194,726.55	(\$4,899.30)
FNR 2014-39 AB								TAS0000							
3136AKNF6	6/11/2015	8/25/2016	\$40,560,150.00	0.54425224	\$22,074,952.49	101.7347	\$22,457,879.33	\$0.00	\$823,824.76	\$801,083.24	\$57,190.09	\$34,448.57	1.7756%	\$23,281,704.10	(\$22,741.52)
FNR 2014-39 GA								TAS0000							
3136ANT49	8/26/2015	8/25/2016	\$15,533,813.00	0.81192754	\$12,612,330.58	99.7344	\$12,578,829.07	\$0.00	\$183,995.58	\$184,485.62	\$21,328.03	\$21,818.07	2.0514%	\$12,762,824.65	\$490.04
FNR 2015-43 QB								TAS0000							
3136ANXY8	8/19/2015	8/25/2016	\$18,030,754.00	0.78682185	\$14,186,991.22	99.7662	\$14,153,822.03	\$0.00	\$259,291.21	\$263,780.74	\$24,084.62	\$28,574.15	2.3790%	\$14,413,113.24	\$4,489.53
FNR 2015-27 MB								TAS0000							

MBS Performance Audit (Current Face) For July

Start: 8/1/2016

End: 8/31/2016

Company: Arkansas Treasury

CUSIP	Settle	DOP	Org Face	Factor	Current Face	Book Prc	Ledger Bal	Acc Int Adj	Inv Adj	Principal	Interest	Earnings	ROI	Avg Daily Invested Funds	Monthly Amortization	Gain/Loss on Sale
Description			Purchase Prc			Interest Fund			Sales Prc							
3136AQN	11/12/2015	8/25/2016	\$92,718,000.00	0.89651849	\$83,123,401.36	101.6576	\$84,501,282.56	\$0.00	\$2,268,087.55	\$2,207,069.47	\$213,326.18	\$152,308.10	2.1064%	\$86,769,370.11		(\$61,018.08)
FNR 2015-80 CA												TAS0000				
3136ARBM	1/29/2016	8/25/2016	\$34,795,593.00	0.78710998	\$27,387,958.51	99.3107	\$27,199,164.18	\$0.00	\$990,595.03	\$1,000,329.46	\$59,142.27	\$68,876.70	2.9320%	\$28,189,759.21		\$9,734.43
FNR 2016-2 EZ												TAS0000				
31393CG80	11/25/2015	8/25/2016	\$33,200,000.00	0.03767146	\$1,250,692.47	102.7416	\$1,284,981.46	\$0.00	\$90,887.62	\$86,840.24	\$5,573.05	\$1,545.67	1.3307%	\$1,375,869.08		(\$4,047.38)
FNR 2003-57 NA												TAS0000				
31394ARY4	4/28/2016	8/25/2016	\$5,000,000.00	0.24163275	\$1,208,163.75	103.6716	\$1,252,522.69	\$0.00	\$78,110.21	\$74,230.60	\$5,877.64	\$1,998.03	1.8019%	\$1,330,632.90		(\$3,879.61)
FNR 2004-61 ZG												TAS0000				
31394AWF	11/25/2015	8/25/2016	\$8,000,000.00	0.13046671	\$1,043,733.68	103.4320	\$1,079,554.62	\$0.00	\$62,847.57	\$59,267.12	\$5,055.42	\$1,474.97	1.5493%	\$1,142,402.19		(\$3,580.45)
FNR 2004-60 JE												TAS0000				
31394DX5	10/28/2015	8/25/2016	\$17,637,512.00	0.23808909	\$4,199,299.18	102.7371	\$4,314,238.20	\$0.00	\$311,587.67	\$298,671.86	\$16,867.39	\$3,951.58	1.0251%	\$4,625,825.87		(\$12,915.81)
FNR 2005-47 HK												TAS0000				
31394FTZ8	12/7/2015	8/25/2016	\$25,245,000.00	0.00571546	\$144,286.79	100.4592	\$144,949.32	\$0.00	\$213,445.43	\$212,081.73	\$1,484.87	\$121.17	0.4057%	\$358,394.76		(\$1,363.70)
FNR 2005-83 TK												TAS0000				
31395D2S7	11/5/2015	8/25/2016	\$19,651,340.00	0.03812921	\$749,290.07	100.4741	\$752,842.20	\$0.00	\$69,641.29	\$68,029.60	\$4,086.60	\$2,474.91	3.6109%	\$822,483.49		(\$1,611.69)
FNR 2006-54 OD												TAS0000				
31396QHD	4/26/2016	8/25/2016	\$37,000,000.00	0.05979913	\$2,212,567.81	111.1142	\$2,458,476.28	\$0.00	\$63,088.29	\$56,951.51	\$13,238.86	\$7,102.08	3.3798%	\$2,521,564.57		(\$6,136.78)
FNR 2009-47 MT												TAS0000				
31396VMM	10/23/2015	8/25/2016	\$16,230,000.00	0.17019157	\$2,762,209.18	102.6430	\$2,835,214.37	\$0.00	\$286,627.39	\$276,830.89	\$12,662.67	\$2,866.17	1.1017%	\$3,121,841.76		(\$9,796.50)
FNR 2007-35 DE												TAS0000				
31396YG30	11/19/2015	8/25/2016	\$77,737,000.00	0.03180847	\$2,472,695.03	102.5600	\$2,535,996.03	\$0.00	\$216,187.56	\$208,177.35	\$10,500.08	\$2,489.87	1.0856%	\$2,752,183.59		(\$8,010.21)
FNR 2008-29 BG												TAS0000				

MBS Performance Audit (Current Face) For July

Start: 8/1/2016

End: 8/31/2016

Company: Arkansas Treasury

CUSIP	Settle	DOP	Org Face	Factor	Current Face	Book Prc	Ledger Bal	Acc Int Adj	Inv Adj	Principal	Interest	Earnings	ROI	Avg Daily Invested Funds	Monthly Amortization
Description			Purchase Prc			Interest Fund		Sales Prc		Gain/Loss on Sale					
31397Q6K9	7/20/2016	8/25/2016	\$5,000,000.00	0.15453165	\$772,658.25	103.1763	\$797,200.32	\$1,917.50	\$35,904.65	\$34,711.80	\$3,027.64	(\$82.71)	-0.3249%	\$305,471.82	(\$1,192.85)
FNR 2011-20 PA															
31397QDR6	8/26/2015	8/25/2016	\$8,450,000.00	0.16341824	\$1,380,884.13	101.1465	\$1,396,715.96	\$0.00	\$541,291.10	\$533,165.42	\$6,380.17	(\$1,745.51)	-1.0808%	\$1,938,007.07	(\$8,125.68)
FNR 2010-150 VU															
31397QKB3	3/15/2016	8/25/2016	\$7,700,000.00	0.62651962	\$4,824,201.07	101.6801	\$4,905,254.08	\$0.00	\$54,786.43	\$47,805.53	\$16,240.02	\$9,259.12	2.2401%	\$4,960,040.51	(\$6,980.90)
FNR 2011-8 VG															
31397QKZ0	11/25/2015	8/25/2016	\$38,576,302.00	0.00746122	\$287,826.28	100.8580	\$290,295.83	\$0.00	\$71,124.65	\$70,418.72	\$1,194.15	\$488.22	1.6210%	\$361,420.48	(\$705.93)
FNR 2011-4 JP															
31397QNG	7/12/2016	8/25/2016	\$5,434,395.00	0.44025263	\$2,392,506.69	102.6416	\$2,455,706.75	\$3,734.53	\$54,404.31	\$51,910.65	\$10,185.07	\$3,956.88	2.9868%	\$1,589,737.00	(\$2,493.66)
FNR 2011-9 AV															
31397QQT8	7/20/2016	8/25/2016	\$128,245,000.00	0.04980552	\$6,387,308.91	100.8757	\$6,443,244.44	\$17,495.13	\$988,733.30	\$979,062.09	\$27,623.89	\$457.54	0.2015%	\$2,725,058.50	(\$9,671.21)
FNR 2011-10 CA															
31397QT99	6/15/2016	8/25/2016	\$100,000,000.00	0.04918891	\$4,918,891.00	101.2867	\$4,982,180.73	\$0.00	\$627,385.10	\$616,405.00	\$18,450.99	\$7,470.89	1.5982%	\$5,609,565.83	(\$10,980.10)
FNR 2010-151 QA															
31397QXD5	6/21/2016	8/25/2016	\$6,000,000.00	0.99414507	\$5,964,870.42	101.3903	\$6,047,802.00	\$0.00	\$37,373.00	\$35,129.58	\$20,000.00	\$17,756.58	3.5016%	\$6,085,175.00	(\$2,243.42)
FNR 2011-15 VE															
31397SDQ4	5/20/2016	8/25/2016	\$75,000,000.00	0.05304464	\$3,978,348.00	101.6321	\$4,043,279.61	\$0.00	\$251,013.83	\$245,472.75	\$14,079.40	\$8,538.32	2.3860%	\$4,294,293.44	(\$5,541.08)
FNR 2011-23 A															
31397SEU4	7/25/2016	8/25/2016	\$4,200,000.00	0.16746291	\$703,344.22	101.8384	\$716,274.50	\$1,472.83	\$33,719.84	\$33,072.44	\$1,841.04	(\$279.19)	-2.2336%	\$149,998.87	(\$647.40)
FNR 2011-26 DA															
31397SGM	7/20/2016	8/25/2016	\$3,500,000.00	0.20719513	\$725,182.96	102.7082	\$744,822.42	\$1,619.58	\$43,202.43	\$41,984.53	\$2,557.22	(\$280.26)	-1.1639%	\$288,942.45	(\$1,217.90)
FNR 2011-27 JQ															

MBS Performance Audit (Current Face) For July

Start: 8/1/2016

End: 8/31/2016

Company: Arkansas Treasury

CUSIP	Settle	DOP	Org Face	Factor	Current Face	Book Prc	Ledger Bal	Acc Int Adj	Inv Adj	Principal	Interest	Earnings	ROI	Avg Daily Invested Funds	Monthly Amortization
Description			Purchase Prc			Interest Fund			Sales Prc			Gain/Loss on Sale			
31397SH49	7/29/2016	8/25/2016	\$2,000,000.00	0.73181475	\$1,463,629.50	101.9381	\$1,491,996.59	\$4,839.38	\$93,657.80	\$91,886.76	\$5,185.05	(\$1,425.37)	-16.1804%	\$105,710.29	(\$1,771.04)
FNR 2011-46 MB															
31397SXE9	10/30/2015	8/25/2016	\$16,339,000.00	0.47969139	\$7,837,677.62	102.5713	\$8,039,210.44	\$0.00	\$851,486.72	\$825,917.82	\$28,878.65	\$3,309.75	0.4467%	\$8,890,697.16	(\$25,568.90)
FNR 2011-40 DB															
31397SZT4	11/4/2015	8/25/2016	\$10,000,000.00	0.11729814	\$1,172,981.40	102.0327	\$1,196,824.59	\$0.00	\$84,784.52	\$82,520.80	\$3,661.88	\$1,398.16	1.3091%	\$1,281,609.11	(\$2,263.72)
FNR 2011-42 DG															
31397UFG9	10/30/2015	8/25/2016	\$5,000,000.00	0.2699149	\$1,349,574.50	101.4776	\$1,369,515.81	\$0.00	\$233,029.38	\$228,080.55	\$6,573.56	\$1,624.73	1.2166%	\$1,602,545.19	(\$4,948.83)
FNR 2011-48 VJ															
31397UXX0	11/4/2015	8/25/2016	\$4,941,438.00	0.86916391	\$4,294,919.57	103.0516	\$4,425,983.34	\$0.00	\$295,402.94	\$277,975.65	\$19,053.73	\$1,626.44	0.4134%	\$4,721,386.28	(\$17,427.29)
FNR 2011-61 VB															
31398F3S8	8/18/2015	8/25/2016	\$20,395,000.00	0.24464136	\$4,989,460.54	105.3803	\$5,257,906.82	\$0.00	\$19,692.66	\$17,421.82	\$18,775.81	\$16,504.97	3.7528%	\$5,277,599.48	(\$2,270.84)
FNR 2009-88 CB															
31398FDW	6/30/2016	8/25/2016	\$19,647,000.00	0.0546256	\$1,073,229.16	102.8437	\$1,103,748.58	\$0.00	\$35,509.20	\$34,200.71	\$3,230.00	\$1,921.51	2.0240%	\$1,139,257.78	(\$1,308.49)
FNR 2009-85 BA															
31398FDY4	7/29/2016	8/25/2016	\$12,285,000.00	0.0546256	\$671,075.50	103.4283	\$694,082.20	\$2,154.32	\$22,181.87	\$21,385.24	\$2,308.20	(\$642.75)	-16.1526%	\$47,750.94	(\$796.63)
FNR 2009-85 BD															
31398MVQ	10/28/2015	8/25/2016	\$5,000,000.00	0	\$0.00	100.4906	\$0.00	\$0.00	\$243,152.51	\$241,739.30	\$1,007.25	(\$405.96)	-2.0035%	\$243,152.51	(\$1,413.21)
FNR 2010-19 VB															
31398N5Q3	4/21/2016	8/25/2016	\$3,250,000.00	0.2009224	\$652,997.80	104.5997	\$683,033.52	\$0.00	\$29,866.01	\$27,401.33	\$3,118.50	\$653.82	1.1006%	\$712,899.53	(\$2,464.68)
FNR 2010-133 A															
31398N5Q3	11/9/2015	8/25/2016	\$55,231,133.00	0.2009224	\$11,097,171.80	104.9296	\$11,644,217.98	\$0.00	\$506,410.32	\$465,663.62	\$52,996.33	\$12,249.63	1.2098%	\$12,150,628.31	(\$40,746.70)
FNR 2010-133 A															

MBS Performance Audit (Current Face) For July

Start: 8/1/2016

End: 8/31/2016

Company: Arkansas Treasury

CUSIP	Settle	DOP	Org Face	Factor	Current Face	Book Prc	Ledger Bal	Acc Int Adj	Inv Adj	Principal	Interest	Earnings	ROI	Avg Daily Invested Funds	Monthly Amortization
	Description					Purchase Prc	Interest	Fund							Gain/Loss on Sale
						Sales Prc									
31398NW7	11/6/2015	8/25/2016	\$8,875,000.00	0.11576203	\$1,027,388.02	101.1663	\$1,039,370.79	\$0.00	\$75,532.95	\$74,447.94	\$2,295.49	\$1,210.48	1.3029%	\$1,114,903.73	(\$1,085.01)
								TAS0000							
31398NWX	12/7/2015	8/25/2016	\$39,000,000.00	0.13605019	\$5,305,957.41	103.2056	\$5,476,045.18	\$0.00	\$392,739.82	\$369,652.53	\$26,013.21	\$2,925.92	0.5983%	\$5,868,785.00	(\$23,087.29)
								TAS0000							
31398PJC4	10/27/2015	8/25/2016	\$10,300,000.00	0.05563781	\$573,069.44	102.5529	\$587,699.52	\$0.00	\$29,269.57	\$28,157.52	\$2,004.09	\$892.04	1.7350%	\$616,969.09	(\$1,112.05)
								TAS0000							
31398PK65	2/18/2016	8/25/2016	\$55,920,000.00	0.01460434	\$816,674.69	100.8738	\$823,810.52	\$0.00	\$141,022.80	\$139,308.46	\$3,584.94	\$1,870.60	2.3265%	\$964,833.33	(\$1,714.34)
								TAS0000							
31398PTT6	10/27/2015	8/25/2016	\$15,000,000.00	0.07520059	\$1,128,008.85	103.4407	\$1,166,820.63	\$0.00	\$44,094.96	\$41,946.60	\$3,899.85	\$1,751.49	1.7357%	\$1,210,915.59	(\$2,148.36)
								TAS0000							
31398PVW	2/18/2016	8/25/2016	\$25,000,000.00	0.02217401	\$554,350.25	101.1414	\$560,677.42	\$0.00	\$12,612.21	\$12,229.00	\$2,124.67	\$1,741.46	3.6452%	\$573,289.63	(\$383.21)
								TAS0000							
31398RE76	10/27/2015	8/25/2016	\$25,000,000.00	0.01514983	\$378,745.75	100.7423	\$381,557.05	\$0.00	\$29,748.93	\$29,119.75	\$1,359.55	\$730.37	2.1309%	\$411,305.98	(\$629.18)
								TAS0000							
31398SC43	11/4/2015	8/25/2016	\$5,056,000.00	0.13683847	\$691,855.30	101.4280	\$701,735.00	\$0.00	\$46,946.99	\$46,064.86	\$1,844.80	\$962.67	1.5430%	\$748,681.99	(\$882.13)
								TAS0000							
31398SV83	11/9/2015	8/25/2016	\$50,000,000.00	0.10474097	\$5,237,048.50	101.6529	\$5,323,613.42	\$0.00	\$517,160.74	\$506,465.00	\$14,358.78	\$3,663.04	0.7526%	\$5,840,774.16	(\$10,695.74)
								TAS0000							
31398T2Q3	11/9/2015	8/25/2016	\$21,800,000.00	0	\$0.00	100.2210	\$0.00	\$0.00	\$50,020.00	\$49,872.51	\$145.46	(\$2.03)	-0.0487%	\$50,020.00	(\$147.49)
								TAS0000							
31398T4E8	10/22/2015	8/25/2016	\$276,669,075.00	0.11769884	\$32,563,629.19	102.3942	\$33,343,267.60	\$0.00	\$1,216,869.64	\$1,186,669.63	\$84,375.75	\$54,175.74	1.8811%	\$34,560,137.24	(\$30,200.01)
								TAS0000							

MBS Performance Audit (Current Face) For July

Start: 8/1/2016

End: 8/31/2016

Company: Arkansas Treasury

CUSIP	Settle	DOP	Org Face	Factor	Current Face	Book Prc	Ledger Bal	Acc Int Adj	Inv Adj	Principal	Interest	Earnings	ROI	Avg Daily Invested Funds	Monthly Amortization
Description						Purchase Prc	Interest	Fund							Gain/Loss on Sale
						Sales Prc									
31398TPN5	10/21/2015	8/25/2016	\$167,969,706.00	0.06555186	\$11,010,726.65	102.2867	\$11,262,505.27	\$0.00	\$456,130.32	\$439,254.22	\$28,624.95	\$11,748.85	1.2031%	\$11,718,635.59	(\$16,876.10)
FNR 2010-89 PG								TAS0000							
31410LSV5	5/27/2016	8/25/2016	\$2,304,070.00	0.80329395	\$1,850,845.49	103.7702	\$1,920,625.94	\$0.00	\$69,851.25	\$65,857.92	\$7,187.64	\$3,194.31	1.9258%	\$1,990,477.20	(\$3,993.33)
FN 890732								TAS0000							
31418MPS5	7/21/2016	8/25/2016	\$10,000,000.00	0.07608304	\$760,830.40	104.6167	\$795,955.40	\$1,961.11	\$24,770.39	\$23,614.80	\$2,941.67	(\$175.03)	-0.7677%	\$273,575.26	(\$1,155.59)
FN AD0432								TAS0000							

Schedule Date of Payment Totals

Totals/Avg:	Principal	\$17,572,518.16	Inv Adj	\$18,019,803.29
	Acc Int Adj	\$39,885.83	ROI	1.8942%
	Interest	\$1,120,682.76	ADIF	\$401,334,585.46
	Monthly Amortization	(\$447,285.13)		
	Earnings	\$633,511.80		

MBS Performance Audit (Current Face) For July

Start: 8/1/2016

End: 8/31/2016

Company: Arkansas Treasury

CUSIP	Settle	DOP	Org Face	Factor	Current Face	Book Prc	Ledger Bal	Acc Int Adj	Inv Adj	Principal	Interest	Earnings	ROI	Avg Daily Invested Funds	Monthly Amortization
		Description			Purchase Prc	Interest Fund								Gain/Loss on Sale	
				Sales Prc											

Sales

3137BMAH9	7/5/2016		\$156,220,000.00	.87720531	137,037,013.53	101.1129	\$138,562,121.29		\$138,563,308.95	\$139,413,749.23	\$45,679.00	\$896,119.28	58.21%	\$18,474,949.51	(\$1,187.65)
		FHR 4540 MG													\$851,627.94
						101.7344									
3136AQJ43	7/1/2016		\$83,963,000.00	.87946286	\$73,842,340.11	101.0728	\$74,634,517.05		\$74,634,517.05	\$75,065,353.87	\$0.00	\$430,836.82	#Div/0!	\$0.00	\$0.00
		FNR 2015-94 MA													\$430,836.82
						101.6563									

Book Value Sold:	\$213,196,638.34	Inv Adj:	\$213,197,825.99
Settlement Proceeds:	\$214,479,103.10	ROI:	86.19%
Interest:	\$45,679.00	ADIF:	\$18,474,949.51
Monthly Amortization:	(\$1,187.65)		
Earnings:	\$44,491.35		
Gain/Loss on Sale:	\$1,282,464.76		
Total Earnings:	\$1,326,956.11		

Report Totals

Totals/Avg:	Principal	\$258,200,807.74	Inv Adj	\$259,273,805.18
	Acc Int Adj	\$203,821.66	Current Book Value	\$1,275,312,724.70
	Interest	\$3,338,489.42	ADIF	\$1,276,910,959.02
	Monthly Amortization	(\$1,072,997.44)	ROI	3.1427%
	Earnings	\$2,061,670.32		
	Gain/Loss on Sale	\$1,282,464.76		

MBS Performance Audit (Current Face) For July

Start: 8/1/2016

End: 8/31/2016

Company: Arkansas Treasury

CUSIP	Settle	DOP	Org Face	Factor	Current Face	Book Prc	Ledger Bal	Acc Int Adj	Inv Adj	Principal	Interest	Earnings	ROI	Avg Daily Invested Funds	Monthly Amortization	
Description						Purchase Prc	Interest	Fund							Gain/Loss on Sale	
						Sales Prc										

Total Earnings \$3,344,135.08

Summary Consolidated ROI Report

Start Date: 8/1/2016
End Date: 8/31/2016

Instrument	Total Earnings	Invested Funds	ROI
CP	\$1,266,050.15	\$1,463,338,074.56	1.04%
DDA	\$299,151.05	\$519,448,904.31	0.69%
MBS	\$1,823,270.13	\$1,350,705,063.60	1.62%
MMkt	\$107,644.12	\$76,729,711.27	1.68%
Muni	\$6,707.93	\$4,526,789.91	1.78%
	\$3,502,823.38	\$3,414,748,543.66	1.23%

Consolidated ROI Report

Validated Through 8/31/2016

Asset Type	Cusip	Description	Maturity Date	Org Face/ Mat Amount	Curr Book Value	Invested Funds	Total Period Earnings	ROI
CP	1513E2H20	CENTEN 0 08/02/16	8/2/2016	20,000,000	\$20,000,000.00	\$666,650.00	\$500.00	0.90%
CP	1513E2HB0	CENTEN 0 08/11/16	8/11/2016	21,500,000	\$21,500,000.00	\$7,157,280.32	\$6,868.06	1.15%
CP	1513E2HH7	CENTEN 0 08/17/16	8/17/2016	4,000,000	\$4,000,000.00	\$2,131,561.48	\$2,044.44	1.15%
CP	1513E2HR5	CENTEN 0 08/25/16	8/25/2016	20,000,000	\$20,000,000.00	\$15,972,800.00	\$16,000.00	1.20%
			8/25/2016	50,000,000	\$50,000,000.00	\$39,947,611.11	\$38,333.33	1.15%
CP	1513E2HW4	CENTEN 0 08/30/16	8/30/2016	40,000,000	\$40,000,000.00	\$38,622,200.00	\$37,055.56	1.15%
CP	1513E2J28	CENTEN 0 09/02/16	9/2/2016	20,000,000	\$20,000,000.00	\$20,642,239.81	\$19,805.56	1.15%
CP	1513E2JG7	CENTEN 0 09/16/16	9/16/2016	21,000,000	\$21,000,000.00	\$21,659,493.33	\$21,700.00	1.20%
CP	1513E2JP7	CENTEN 0 09/23/16	9/23/2016	40,000,000	\$40,000,000.00	\$2,664,711.11	\$2,444.44	1.10%
CP	1513E2JV4	CENTEN 0 09/29/16	9/29/2016	50,000,000	\$50,000,000.00	\$11,653,622.68	\$11,180.56	1.15%
			9/29/2016	21,500,000	\$21,500,000.00	\$15,026,442.57	\$14,422.92	1.15%
			9/29/2016	11,000,000	\$11,000,000.00	\$11,340,618.06	\$11,840.28	1.25%
CP	1513E2K34	CENTEN CP 10/03/16	10/3/2016	5,000,000	\$5,000,000.00	\$499,465.28	\$458.33	1.10%
CP	16952MH57	CIMCHK 0 08/05/16	8/5/2016	1,750,000	\$1,750,000.00	\$233,197.22	\$194.44	1.00%
CP	16952MHW8	CIMCHK CP 08/30/16						

Asset Type	Cusip	Description	Maturity Date	Org Face/ Mat Amount	Curr Book Value	Invested Funds	Total Period Earnings	ROI
CP	16952MJ22	CIMCHK CP 09/02/16	8/30/2016	99,500,000	\$99,500,000.00	\$96,093,562.22	\$84,160.42	1.05%
			9/2/2016	90,000,000	\$90,000,000.00	\$47,978,466.67	\$38,000.00	0.95%
CP	16953JJ28	CHIPOW CP 09/02/16	9/2/2016	1,621,000	\$1,621,000.00	\$1,134,041.24	\$898.30	0.95%
			9/2/2016	12,897,000	\$12,897,000.00	\$13,314,331.99	\$10,772.58	0.97%
CP	16953JJ93	CHIPOW CP 09/09/16	9/9/2016	19,382,000	\$19,382,000.00	\$5,166,465.92	\$3,876.40	0.90%
CP	16953JK42	CHIPOW CP 10/04/16	10/4/2016	11,034,000	\$11,034,000.00	\$734,920.59	\$582.35	0.95%
CP	16953VJW5	CSCOHK CP 09/30/16	9/30/2016	38,500,000	\$38,500,000.00	\$8,974,350.00	\$7,486.11	1.00%
			9/30/2016	1,500,000	\$1,500,000.00	\$149,866.67	\$125.00	1.00%
CP	19214AHB8	COFBOC CP 08/11/16	8/11/2016	46,350,000	\$46,350,000.00	\$15,437,125.00	\$12,875.00	1.00%
CP	19214AHR3	COFBOC CP 08/25/16	8/25/2016	21,250,000	\$21,250,000.00	\$4,957,484.91	\$3,636.11	0.88%
CP	19214AJ18	COFBOC CP 09/01/16	9/1/2016	40,550,000	\$40,550,000.00	\$9,460,047.67	\$6,938.56	0.88%
CP	19214AJ83	COFBOC CP 09/08/16	9/8/2016	19,000,000	\$19,000,000.00	\$14,555,741.67	\$10,925.00	0.90%
CP	19214AJL4	COFBOC CP 09/20/16	9/20/2016	4,450,000	\$4,450,000.00	\$1,334,065.50	\$1,001.25	0.90%
CP	24409THS5	DERPRK 0 08/26/16	8/26/2016	5,000,000	\$5,000,000.00	\$4,158,552.08	\$4,270.83	1.23%
			8/26/2016	45,000,000	\$45,000,000.00	\$37,455,270.83	\$35,312.50	1.13%
			8/26/2016	105,000,000	\$105,000,000.00	\$87,332,583.33	\$89,687.50	1.23%
CP	24409TJS3	DERPRK 0 09/26/16	9/26/2016	30,000,000	\$30,000,000.00	\$7,992,446.67	\$6,866.67	1.03%

Asset Type	Cusip	Description	Maturity Date	Org Face/ Mat Amount	Curr Book Value	Invested Funds	Total Period Earnings	ROI
CP	24409TJV6	DERPRK 0 09/29/16	9/29/2016	65,000,000	\$65,000,000.00	\$19,479,357.08	\$16,737.50	1.03%
CP	24409TJW4	DERPRK 0 09/30/16	9/30/2016	30,000,000	\$30,000,000.00	\$7,991,531.12	\$6,866.66	1.03%
CP	25156KJU9	DTEGR CP 09/28/16	9/28/2016	24,000,000	\$24,000,000.00	\$11,987,120.00	\$9,200.00	0.92%
CP	29251UHK7	ENBUS CP 08/19/16	8/19/2016	5,741,000	\$5,741,000.00	\$3,441,769.69	\$2,927.91	1.02%
CP	29251UJ25	ENBUS 0 09/02/16	9/2/2016	30,000,000	\$30,000,000.00	\$30,942,133.33	\$31,000.00	1.20%
CP	3454G0L89	FMCCPP CP 11/08/16	11/8/2016	400,000	\$400,000.00	\$79,827.33	\$70.00	1.05%
CP	3454G0LE6	FMCCPP 0 11/14/16	11/14/2016	25,000,000	\$25,000,000.00	\$5,819,552.08	\$5,104.17	1.05%
CP	43357LHA3	HITCRD CP 08/10/16	11/14/2016	650,000	\$650,000.00	\$129,682.22	\$119.17	1.10%
CP	43357LHP0	HITCRD CP 08/23/16	8/10/2016	21,337,000	\$21,337,000.00	\$6,396,299.18	\$4,800.83	0.90%
CP	43357LHR6	HITCRD CP 08/25/16	8/23/2016	1,360,000	\$1,360,000.00	\$362,592.52	\$278.04	0.92%
CP	43357LJ29	HITCRD 0 09/02/16	8/25/2016	6,170,000	\$6,170,000.00	\$2,056,141.07	\$1,576.78	0.92%
CP	60856RH93	MOLEXE CP 08/09/16	9/2/2016	20,000,000	\$20,000,000.00	\$20,647,377.77	\$18,083.34	1.05%
CP	61979JH59	MOTIVA 0 08/05/16	8/9/2016	50,000,000	\$50,000,000.00	\$13,329,185.19	\$8,888.89	0.80%
			8/5/2016	25,000,000	\$25,000,000.00	\$3,330,666.67	\$3,333.33	1.20%
			8/5/2016	25,000,000	\$25,000,000.00	\$3,331,601.85	\$3,055.56	1.10%
			8/5/2016	27,292,000	\$27,292,000.00	\$3,636,677.19	\$3,760.23	1.24%

Asset Type	Cusip	Description	Maturity Date	Org Face/ Mat Amount	Curr Book Value	Invested Funds	Total Period Earnings	ROI
CP	61979JHC4	MOTIVA CP 08/12/16	8/12/2016	25,000,000	\$25,000,000.00	\$7,498,087.50	\$6,375.00	1.02%
CP	61979JHJ9	MOTIVA O 08/18/16	8/18/2016	25,000,000	\$25,000,000.00	\$14,152,972.22	\$14,166.67	1.20%
CP	61979JHQ3	MOTIVA CP 08/24/16	8/24/2016	23,000,000	\$23,000,000.00	\$10,729,117.52	\$9,033.89	1.01%
CP	61979JHW0	MOTIVA O 08/30/16	8/30/2016	25,000,000	\$25,000,000.00	\$15,825,394.68	\$12,534.72	0.95%
CP	61979JJ16	MOTIVA CP 09/01/16	8/30/2016	50,000,000	\$50,000,000.00	\$31,649,786.43	\$26,653.00	1.01%
CP	61979JJ65	MOTIVA CP 09/06/16	9/1/2016	3,000,000	\$3,000,000.00	\$1,998,900.00	\$1,650.00	0.99%
CP	61979JJ99	MOTIVA O 09/09/16	9/6/2016	25,000,000	\$25,000,000.00	\$6,664,500.00	\$5,000.00	0.90%
CP	61979JJ99	MOTIVA O 09/09/16	9/9/2016	24,400,000	\$24,400,000.00	\$16,254,141.33	\$13,420.00	0.99%
CP	61979JJ99	MOTIVA O 09/09/16	9/9/2016	25,000,000	\$25,000,000.00	\$12,492,413.20	\$9,895.83	0.95%
CP	61979JJ99	MOTIVA O 09/09/16	9/9/2016	15,250,000	\$15,250,000.00	\$8,128,182.22	\$6,438.89	0.95%
CP	61979JJ99	MOTIVA O 09/09/16	9/9/2016	5,947,000	\$5,947,000.00	\$3,367,743.42	\$2,667.89	0.95%
CP	61979JKE6	MOTIVA O 10/14/16	10/14/2016	25,000,000	\$25,000,000.00	\$7,489,166.67	\$6,250.00	1.00%
CP	65475JH83	NIFIN O 08/08/16	8/8/2016	6,298,000	\$6,298,000.00	\$1,468,280.56	\$1,212.36	0.99%
CP	65475JHB6	NIFIN CP 08/11/16	8/11/2016	45,000,000	\$45,000,000.00	\$14,983,812.50	\$13,125.00	1.05%
CP	65475JHC4	NIFIN O 08/12/16	8/12/2016	12,934,000	\$12,934,000.00	\$4,740,214.00	\$3,754.45	0.95%
CP	65475JJ99	NIFIN O 09/09/16	9/9/2016	45,000,000	\$45,000,000.00	\$31,474,625.00	\$26,250.00	1.00%
CP	68267TJM4	ONEOK O 09/21/16						

Asset Type	Cusip	Description	Maturity Date	Org Face/ Mat Amount	Curr Book Value	Invested Funds	Total Period Earnings	ROI
			9/21/2016	10,000,000	\$10,000,000.00	\$666,218.52	\$611.11	1.10%
CP	68268TH29	OKSPP CP 08/02/16	8/2/2016	25,000,000	\$25,000,000.00	\$833,065.97	\$729.17	1.05%
CP	68268TH52	OKSPP 0 08/05/16	8/5/2016	20,000,000	\$20,000,000.00	\$2,665,362.96	\$2,444.45	1.10%
CP	68268TH94	OKSPP 0 08/09/16	8/9/2016	15,820,000	\$15,820,000.00	\$4,217,204.19	\$3,656.18	1.04%
CP	68268THG8	OKSPP 0 08/16/16	8/16/2016	10,000,000	\$10,000,000.00	\$4,997,229.17	\$4,375.00	1.05%
			8/16/2016	10,000,000	\$10,000,000.00	\$4,997,375.00	\$4,375.00	1.05%
			8/16/2016	20,000,000	\$20,000,000.00	\$9,994,600.00	\$9,000.00	1.08%
CP	68268THJ2	OKSPP CP 08/18/16	8/18/2016	17,500,000	\$17,500,000.00	\$9,910,881.94	\$8,677.08	1.05%
			8/18/2016	15,000,000	\$15,000,000.00	\$7,996,266.67	\$7,000.00	1.05%
			8/18/2016	20,000,000	\$20,000,000.00	\$5,332,231.11	\$4,133.33	0.93%
CP	68268THK9	OKSPP CP 08/19/16	8/19/2016	10,000,000	\$10,000,000.00	\$5,996,325.00	\$5,250.00	1.05%
CP	68268THP8	OKSPP CP 08/23/16	8/23/2016	30,000,000	\$30,000,000.00	\$12,995,070.83	\$11,375.00	1.05%
CP	68268THQ6	OKSPP 0 08/24/16	8/24/2016	3,330,000	\$3,330,000.00	\$1,775,131.73	\$1,628.00	1.10%
CP	68268THW3	OKSPP 0 08/30/16	8/30/2016	40,000,000	\$40,000,000.00	\$27,982,033.33	\$25,666.67	1.10%
			8/30/2016	13,000,000	\$13,000,000.00	\$6,497,020.84	\$5,958.33	1.10%
CP	68268THX1	OKSPP 0 08/31/16	8/31/2016	15,000,000	\$15,000,000.00	\$9,993,888.89	\$9,166.67	1.10%
CP	68268TJ19	OKSPP 0 09/01/16	9/1/2016	25,000,000	\$25,000,000.00	\$13,326,814.82	\$12,222.22	1.10%
CP	68268TJ84	OKSPP 0 09/08/16						

Asset Type	Cusip	Description	Maturity Date	Org Face/ Mat Amount	Curr Book Value	Invested Funds	Total Period Earnings	ROI
			9/8/2016	15,000,000	\$15,000,000.00	\$7,994,633.33	\$7,000.00	1.05%
CP	68268TJD3	OKSPP 0 09/13/16	9/13/2016	15,000,000	\$15,000,000.00	\$3,497,968.06	\$3,208.33	1.10%
CP	68268TJF8	OKSPP 0 09/15/16	9/15/2016	11,000,000	\$11,000,000.00	\$3,664,100.00	\$3,208.33	1.05%
CP	68268TJG6	OKSPP 0 09/16/16	9/16/2016	11,000,000	\$11,000,000.00	\$3,297,690.00	\$2,887.50	1.05%
			9/16/2016	20,000,000	\$20,000,000.00	\$5,995,600.00	\$5,500.00	1.10%
			9/16/2016	25,000,000	\$25,000,000.00	\$6,662,194.45	\$5,833.33	1.05%
CP	68268TJM3	OKSPP 0 09/21/16	9/21/2016	20,000,000	\$20,000,000.00	\$1,998,658.33	\$1,750.00	1.05%
CP	68268TJP6	OKSPP 0 09/23/16	9/23/2016	32,000,000	\$32,000,000.00	\$2,131,768.89	\$1,955.56	1.10%
			9/23/2016	15,000,000	\$15,000,000.00	\$499,648.61	\$458.33	1.10%
CP	7244POH36	PBIPP CP 08/03/16	8/3/2016	6,550,000	\$6,550,000.00	\$436,452.34	\$338.42	0.93%
CP	7244POH51	PBIPP CP 08/05/16	8/5/2016	20,000,000	\$20,000,000.00	\$2,665,666.67	\$2,000.00	0.90%
			8/5/2016	8,000,000	\$8,000,000.00	\$1,066,293.33	\$800.00	0.90%
CP	7244POH85	PBIPP CP 08/08/16	8/8/2016	10,000,000	\$10,000,000.00	\$2,332,591.85	\$1,711.11	0.88%
CP	7244POH93	PBIPP CP 08/09/16	8/9/2016	25,000,000	\$25,000,000.00	\$6,664,333.33	\$5,000.00	0.90%
CP	7244POHA0	PBIPP CP 08/10/16	8/10/2016	3,500,000	\$3,500,000.00	\$1,049,677.71	\$743.75	0.85%
CP	7244POHC6	PBIPP 0 08/12/16	8/12/2016	10,625,000	\$10,625,000.00	\$3,894,545.55	\$2,759.55	0.85%
CP	7244POHN2	PBIPP CP 08/22/16	8/22/2016	20,000,000	\$20,000,000.00	\$9,330,066.67	\$7,000.00	0.90%

Asset Type	Cusip	Description	Maturity Date	Org Face/ Mat Amount	Curr Book Value	Invested Funds	Total Period Earnings	ROI
CP	7244POJ67	PBIPP CP 09/06/16	9/6/2016	23,500,000	\$23,500,000.00	\$6,264,630.00	\$4,700.00	0.90%
CP	81900PH57	SHAGAN CP 08/05/16	8/5/2016	20,000,000	\$20,000,000.00	\$2,664,592.59	\$2,222.22	1.00%
CP	81900PHB4	SHAGAN CP 08/11/16	8/11/2016	10,000,000	\$10,000,000.00	\$3,330,092.59	\$2,777.78	1.00%
CP	81900PHW8	SHAGAN CP 08/30/16	8/30/2016	19,750,000	\$19,750,000.00	\$19,074,165.97	\$15,909.72	1.00%
CP	81900PJ97	SHAGAN O 09/09/16	9/9/2016	35,250,000	\$35,250,000.00	\$24,655,122.92	\$20,562.50	1.00%
CP	81900PJG1	SHAGAN CP 09/16/16	9/9/2016	14,500,000	\$14,500,000.00	\$13,037,312.50	\$10,875.00	1.00%
CP	82936PHF1	SINOCM O 08/15/16	9/16/2016	75,000,000	\$75,000,000.00	\$34,971,805.56	\$29,166.67	1.00%
CP	82936PHJ3	SINOCM CP 08/18/16	8/15/2016	7,450,000	\$7,450,000.00	\$1,737,995.32	\$1,448.61	1.00%
CP	82936PHK0	SINOCM O 08/19/16	8/18/2016	43,500,000	\$43,500,000.00	\$24,627,609.58	\$22,390.42	1.09%
CP	82936PHN4	SINOCM O 08/22/16	8/19/2016	122,000,000	\$122,000,000.00	\$73,146,625.00	\$64,050.00	1.05%
CP	82936PJ10	SINOCM O 09/01/16	8/22/2016	4,950,000	\$4,950,000.00	\$1,154,775.42	\$962.50	1.00%
CP	82936PJ28	SINOCM CP 09/02/16	9/1/2016	16,600,000	\$16,600,000.00	\$3,872,580.18	\$3,227.78	1.00%
CP	82936PJ69	SINOCM CP 09/06/16	9/2/2016	42,300,000	\$42,300,000.00	\$8,458,437.25	\$6,697.50	0.95%
CP	84755LHS6	SPCTRA CP 08/26/16	9/6/2016	2,500,000	\$2,500,000.00	\$166,635.88	\$131.94	0.95%
CP			8/26/2016	18,680,000	\$18,680,000.00	\$11,203,348.68	\$7,752.20	0.83%

Asset Type	Cusip	Description	Maturity Date	Org Face/ Mat Amount	Curr Book Value	Invested Funds	Total Period Earnings	ROI
CP	84757AHB5	SPECEN CP 08/11/16	8/11/2016	1,986,000	\$1,986,000.00	\$661,486.95	\$496.50	0.90%
CP	84757AHH2	SPECEN CP 08/17/16	8/17/2016	2,728,000	\$2,728,000.00	\$1,454,005.81	\$1,030.58	0.85%
CP	84757AJP2	SPECEN 0 09/23/16	9/23/2016	20,000,000	\$20,000,000.00	\$5,329,333.33	\$4,000.00	0.90%
CP	84757AL12	SPECEN 0 11/01/16	11/1/2016	15,605,000	\$15,605,000.00	\$1,038,512.75	\$866.94	1.00%
CP	86723AJP8	SU CP 09/23/16	9/23/2016	25,000,000	\$25,000,000.00	\$19,976,744.44	\$15,166.67	0.91%
CP	86723ALV2	SU 0 11/29/16	11/29/2016	35,000,000	\$35,000,000.00	\$1,163,545.83	\$1,040.28	1.07%
CP	89354WHK3	TRNCAN CP 08/19/16	8/19/2016	13,000,000	\$13,000,000.00	\$7,794,418.67	\$5,980.00	0.92%
CP	91842LH31	VWCRED CP 08/03/16	8/3/2016	35,700,000	\$35,700,000.00	\$2,379,634.41	\$1,566.83	0.79%
CP	91842LH56	VWCRED CP 08/05/16	8/5/2016	8,000,000	\$8,000,000.00	\$1,066,334.81	\$711.11	0.80%
CP	91842LHB3	VWCRED CP 08/11/16	8/11/2016	75,000,000	\$75,000,000.00	\$24,987,895.83	\$17,291.67	0.83%
CP	91842LHG2	VWCRED 0 08/16/16	8/16/2016	60,000,000	\$60,000,000.00	\$29,985,125.00	\$21,250.00	0.85%
CP	91842LJ96	VWCRED CP 09/09/16	9/9/2016	20,000,000	\$20,000,000.00	\$15,321,846.11	\$11,116.67	0.87%
			9/9/2016	50,000,000	\$50,000,000.00	\$34,975,470.83	\$25,375.00	0.87%
CP	MC9F0XBG9	TCLHOL CP 07/20/16	8/4/2016	25,000,000	\$25,000,000.00	\$2,498,497.92	\$2,145.83	1.03%
CP	MC9F5ZHY4	TCLHOL CP 08/30/16	9/29/2016	50,000,000	\$50,000,000.00	\$3,330,555.56	\$2,777.78	1.00%

Asset Type	Cusip	Description	Maturity Date	Org Face/ Mat Amount	Curr Book Value	Invested Funds	Total Period Earnings	ROI
			8/30/2016	50,000,000	\$50,000,000.00	\$23,324,259.26	\$19,444.44	1.00%
CP Totals:					\$3,164,887,000.00	\$1,463,338,074.56	\$1,266,050.15	1.04%

Asset Type	Cusip	Description	Maturity Date	Org Face/ Mat Amount	Curr Book Value	Invested Funds	Total Period Earnings	ROI
DDA	1st Security DDA 02			1	\$7,499.99	\$7,749.10	\$2.87	0.44%
DDA	Bank of America DD			1	\$3,184,334.69	\$15,995,548.07	\$920.29	0.07%
DDA	Bank of Ozarks DDA			1	\$286,861,758.73	\$355,289,403.45	\$219,014.02	0.74%
DDA	Centennial DDA 965			1	\$86,883,528.99	\$89,762,485.83	\$51,644.17	0.69%
DDA	ICS-Centennial DDA			1	\$35,134,495.01	\$36,298,684.70	\$20,884.17	0.69%
DDA	Regions DDA 6470			1	\$13,683,093.31	\$9,541,043.79	\$548.94	0.07%
DDA	Simmons DDA 4368			1	\$24,068,570.09	\$12,436,826.15	\$6,133.23	0.59%
DDA	US Bank DDA 0126			1	\$113,384.91	\$117,163.24	\$3.37	0.03%
	DDA Totals:				\$449,936,665.72	\$519,448,904.31	\$299,151.05	0.69%

Asset Type	Cusip	Description	Maturity Date	Org Face/ Mat Amount	Curr Book Value	Invested Funds	Total Period Earnings	ROI
MBS	3136A04G9	FNR 2011-90 AG	9/25/2023	852,722	\$869,619.72	\$570,312.28	\$405.95	0.85%
MBS	3136A0DT1	FNR 2011-77 A	8/25/2036	35,082	\$35,110.03	\$112,459.28	\$133.55	1.43%
MBS	3136A0LW5	FNR 2011-70 AD	6/25/2030	1,236,609	\$1,250,771.57	\$1,363,179.65	\$1,966.36	1.73%
MBS	3136A0P27	FNR 2011-86 AB	2/25/1940	380,017	\$393,052.83	\$81,588.51	(\$257.98)	-3.79%
MBS	3136A1BN4	FNR 2011-103 JK	11/25/2029	1,007,458	\$1,023,685.25	\$1,067,153.51	\$1,369.52	1.54%
MBS	3136A1GS8	FNR 2011-98 AB	11/25/1937	6,420,997	\$6,607,384.06	\$462,425.98	(\$8,198.38)	-21.27%
MBS	3136A1KJ3	FNR 2011-99 DV	1/25/2026	8,255,973	\$8,461,794.05	\$9,421,731.45	\$7,058.39	0.90%
MBS	3136A1WV3	FNR 2011-106 LV	1/25/2023	3,533,752	\$3,630,255.12	\$3,680,199.51	\$2,990.11	0.97%
MBS	3136A22J1	FNR 2011-139 A	5/25/1938	963,752	\$987,021.72	\$782,606.36	\$890.03	1.36%
MBS	3136A22T9	FNR 2011-144 CI	1/25/1942	208,033	\$209,821.16	\$154,266.27	\$126.17	0.98%
MBS	3136A2QP1	FNR 2011-132 PA	8/25/2039	213,383	\$221,519.76	\$181,219.79	\$26.59	0.18%
MBS	3136A3AS0	FNR 2011-145 JA	12/25/2041	4,489,408	\$4,730,568.68	\$4,746,113.15	\$15,886.50	4.02%
MBS	3136A3BK6	FNR 2011-145 DA	1/25/2026	229,141	\$233,137.59	\$161,883.69	\$64.77	0.48%
MBS	3136A3BW0	FNR 2011-145 LQ	3/25/1940	228,238	\$231,802.16	\$9,151.86	(\$637.20)	-83.55%
MBS	3136A4FC8	FNR 2012-23 PC						

Asset Type	Cusip	Description	Maturity Date	Org Face/ Mat Amount	Curr Book Value	Invested Funds	Total Period Earnings	ROI
MBS	3136A4K40	FNR 2012-17 QC	3/25/2040	4,389,710	\$4,379,313.60	\$4,484,876.15	\$8,059.12	2.16%
			7/25/1939	458,261	\$465,823.42	\$452,551.95	\$442.73	1.17%
			7/25/2039	2,108,002	\$2,134,287.55	\$2,221,122.09	\$3,153.57	1.70%
MBS	3136A5EV4	FNR 2012-29 AD	8/25/2038	5,336,161	\$5,295,202.51	\$5,471,098.24	\$12,609.53	2.77%
MBS	3136A5GA8	FNR 2012-29 PM	3/25/2042	3,222,578	\$3,168,490.25	\$3,235,571.20	\$7,105.92	2.64%
MBS	3136A63F9	FNR 2012-72 BC	4/25/2042	1,670,414	\$1,591,440.43	\$1,628,678.82	\$4,768.46	3.51%
MBS	3136A6AW4	FNR 2012-52 NB	12/25/2039	3,913,010	\$4,049,458.62	\$4,207,249.95	\$6,107.45	1.74%
MBS	3136A7RU8	FNR 2012-90 CB	4/25/2042	5,199,048	\$5,144,889.89	\$5,338,630.11	\$12,882.63	2.90%
MBS	3136A8SG6	FNR 2012-102 PA	3/25/2041	4,460,026	\$4,688,958.86	\$5,056,131.49	(\$1,007.53)	-0.24%
MBS	3136AAJ30	FNR 2012-137 JA	9/25/2040	15,628,260	\$15,723,389.67	\$16,501,972.79	\$28,382.39	2.06%
MBS	3136AB3D3	FNR 2013-2 AV	2/25/2043	738,912	\$740,013.27	\$869,943.26	\$993.87	1.37%
MBS	3136ACYK1	FNR 2013-18 NA	12/25/2042	3,132,137	\$3,086,182.28	\$3,142,112.97	\$7,405.98	2.83%
MBS	3136AG3J9	FNR 2013-116 YB	7/25/2043	8,727,695	\$8,880,298.58	\$9,194,193.68	\$15,691.98	2.05%
MBS	3136AKNC3	FNR 2014-39 AB	9/25/1939	3,693,418	\$3,744,260.28	\$4,026,919.03	\$3,548.66	1.06%
MBS	3136AKNF6	FNR 2014-39 GA	9/25/2039	20,716,360	\$21,067,157.29	\$22,457,879.33	\$23,057.57	1.23%
MBS	3136ANT49	FNR 2015-43 QB						

Asset Type	Cusip	Description	Maturity Date	Org Face/ Mat Amount	Curr Book Value	Invested Funds	Total Period Earnings	ROI
			12/25/2044	12,429,247	\$12,396,231.38	\$12,578,829.07	\$21,506.87	2.05%
MBS	3136ANXY8	FNR 2015-27 MB	10/25/2044	13,925,396	\$13,896,737.17	\$14,153,822.03	\$28,155.71	2.39%
MBS	3136AQN4	FNR 2015-80 CA	4/25/2040	80,895,057	\$82,212,028.34	\$84,501,282.56	\$146,898.82	2.09%
MBS	3136ARBM9	FNR 2016-2 EZ	2/25/2046	26,621,825	\$26,440,973.69	\$27,199,164.18	\$65,001.65	2.87%
MBS	3136ATPB4	FNR 2016-66 GA	8/25/2025	4,009,008	\$4,089,187.76	\$145,248.00	(\$5,259.85)	-43.46%
MBS	3137A23E9	FHR 3745 GP	6/15/2039	248,999	\$259,577.40	\$136,101.50	(\$122.76)	-1.08%
MBS	3137A2ED9	FHR 3755 AD	11/15/2020	147,100	\$150,638.50	\$10,496.99	(\$135.23)	-15.46%
MBS	3137A2L41	FHR 3761 HD	3/15/1937	338,167	\$347,015.69	\$344,285.67	(\$45.54)	-0.16%
MBS	3137A32Q1	FHR 3763 QA	4/15/2034	14,489,468	\$14,790,877.78	\$16,248,434.61	\$7,257.47	0.54%
MBS	3137A3HS1	FHR 3751 MC	7/15/2037	1,452,768	\$1,477,261.91	\$1,710,717.55	\$736.12	0.52%
MBS	3137A3YS2	FHR 3769 MB	10/15/2038	4,200,014	\$4,313,911.75	\$4,809,979.24	\$782.70	0.20%
MBS	3137A4G43	FHR 3772 A	4/15/2029	5,269,342	\$5,428,594.69	\$4,424,561.92	\$2,072.85	0.56%
MBS	3137A4HA8	FHR 3772 EA	6/15/1938	823,943	\$852,670.47	\$880,709.01	\$487.58	0.66%
MBS	3137A5N26	FHR 3795 KA	11/15/2024	154,346	\$154,943.31	\$158,159.63	\$287.96	2.18%
MBS	3137A6CK6	FHR 3815 AD	7/15/2025	495,255	\$504,776.40	\$417,223.59	\$214.40	0.62%

Asset Type	Cusip	Description	Maturity Date	Org Face/ Mat Amount	Curr Book Value	Invested Funds	Total Period Earnings	ROI
MBS	3137A6CL4	FHR 3815 AE	7/15/2025	742,882	\$760,887.93	\$628,713.00	\$291.51	0.56%
MBS	3137A6DL3	FHR 3815 EA	12/15/2025	935,343	\$976,068.99	\$780,998.33	\$403.53	0.62%
MBS	3137A6TM4	FHR 3808 A	9/15/2028	1,796,623	\$1,831,750.88	\$2,020,953.59	\$380.19	0.23%
MBS	3137A7GU8	FHR 3800 EH	8/15/1938	331,735	\$342,488.75	\$82,399.25	(\$96.23)	-1.40%
MBS	3137A7X39	FHR 3832 PL	8/15/2039	7,598,723	\$8,072,508.29	\$8,192,406.39	\$21,534.27	3.15%
MBS	3137A7Z78	FHR 3825 AP	3/15/2039	220,688	\$223,824.14	\$119,745.57	\$136.11	1.36%
MBS	3137A8NH7	FHR 3830 EC	10/15/2039	548,127	\$564,444.91	\$464,012.56	\$3.53	0.01%
MBS	3137A8YD4	FHR 3834 AG	2/15/2029	10,464,811	\$10,656,492.44	\$2,690,543.66	(\$10,466.22)	-4.67%
MBS	3137A9BN5	FHR 3848 AB	1/15/2029	3,121,020	\$3,179,663.66	\$3,463,974.87	\$4,444.95	1.54%
MBS	3137A9RW8	FHR 3845 EG	1/15/2029	475,266	\$484,988.80	\$379,739.14	\$265.87	0.84%
MBS	3137ABCY5	FHR 3864 LM	5/15/2026	634,516	\$670,893.79	\$528,149.20	\$585.04	1.33%
MBS	3137ABLJ8	FHR 3883 KA	4/15/2025	858,173	\$883,548.68	\$182,243.79	(\$379.48)	-2.50%
MBS	3137ADDB0	FHR 3888 AB	11/15/2040	1,174,572	\$1,174,066.94	\$1,209,551.10	\$2,570.06	2.55%
MBS	3137AETR6	FHR 3914 CA	8/15/2038	427,114	\$439,845.00	\$123,112.75	(\$316.95)	-3.09%
MBS	3137AFBS0	FHR 3926 GP						

Asset Type	Cusip	Description	Maturity Date	Org Face/ Mat Amount	Curr Book Value	Invested Funds	Total Period Earnings	ROI
MBS	3137AFP71	FHR 3919 BG	8/15/2025	1,523,298	\$1,583,420.74	\$1,766,139.00	(\$919.40)	-0.62%
			8/15/1939	1,268,698	\$1,300,275.54	\$1,359,234.98	\$1,741.02	1.54%
MBS	3137AHEQ7	FHR 3956 DJ	10/15/2036	6,251,476	\$6,387,695.34	\$6,698,488.66	\$7,282.28	1.30%
			10/15/2036	3,784,186	\$3,872,074.37	\$4,059,988.55	\$4,625.53	1.37%
			10/15/2036	1,967,777	\$2,011,461.50	\$2,109,160.14	\$2,422.00	1.38%
MBS	3137AJ3V4	FHR 3954 PD	7/15/2041	1,707,701	\$1,680,917.10	\$1,730,499.06	\$3,677.22	2.55%
MBS	3137AJBR4	FHR 3958 DL	9/15/2029	1,719,966	\$1,761,006.54	\$1,427,789.91	\$766.67	0.64%
MBS	3137AJYX6	FHR 3977 AD	9/15/2029	889,282	\$907,295.97	\$158,669.01	(\$549.78)	-4.16%
MBS	3137AK7K1	FHR 3982 AB	6/15/2036	927,842	\$946,618.02	\$1,011,248.86	\$1,131.14	1.34%
			6/15/2036	1,855,683	\$1,889,621.79	\$2,018,896.80	\$2,248.95	1.34%
MBS	3137AKM99	FHR 3979 AD	8/15/2038	790,048	\$811,367.07	\$875,239.18	\$407.28	0.56%
MBS	3137AKUB5	FHR 3981 CA	1/15/1938	554,269	\$566,455.55	\$578,545.91	(\$39.12)	-0.08%
MBS	3137AMYK7	FHR 4011 KM	3/15/2022	443,683	\$448,635.01	\$31,738.22	(\$255.28)	-9.65%
MBS	3137ASAG9	FHR 4077 BA	5/15/2042	1,133,033	\$1,112,253.93	\$1,137,481.49	\$2,493.56	2.63%
MBS	3137B1FV9	FHR 4191 NB	4/15/2043	2,357,169	\$2,214,953.41	\$2,385,334.20	\$16,291.10	8.20%
MBS	3137B4L61	FHR 4253 TD	7/15/2040	4,190,829	\$4,212,797.39	\$4,405,947.88	\$5,607.80	1.53%
			7/15/2040	1,331,573	\$1,339,039.94	\$1,400,437.50	\$1,754.93	1.50%

Asset Type	Cusip	Description	Maturity Date	Org Face/ Mat Amount	Curr Book Value	Invested Funds	Total Period Earnings	ROI
MBS	3137B5WC3	FHR 4267 AV	10/15/2026	3,012,858	\$3,045,264.30	\$4,054,271.98	(\$378.84)	-0.11%
MBS	3137B7QN2	FHR 4298 PG	4/15/2043	8,123,272	\$8,278,128.54	\$8,549,322.96	\$15,075.10	2.12%
MBS	3137BA6C1	FHR 4332 KE	9/15/2043	7,051,751	\$7,121,798.04	\$7,498,245.66	\$11,224.91	1.80%
MBS	3137BCHB7	FHR 4360 PA	5/15/2038	9,719,817	\$9,917,504.69	\$10,568,170.84	\$9,563.36	1.09%
MBS	3137BCZ76	FHR 4379 BH	10/15/2038	28,617,299	\$28,976,599.14	\$30,617,520.40	\$30,125.23	1.18%
MBS	3137BD4V5	FHR 4378 AD	2/15/2044	3,187,309	\$3,217,184.49	\$3,354,826.77	\$5,481.16	1.96%
MBS	3137BDER3	FHR 4388 MC	7/15/2044	7,061,802	\$7,121,888.67	\$7,557,380.65	\$11,674.43	1.85%
MBS	3137BDMU7	FHR 4389 AB	12/15/2043	12,258,029	\$12,447,480.11	\$12,885,370.26	\$23,918.54	2.23%
MBS	3137BDZW9	FHR 4387 KC	2/15/1939	5,648,136	\$5,722,079.19	\$6,245,436.94	\$7,679.56	1.48%
MBS	3137BDZX7	FHR 4387 KG	2/15/2039	893,059	\$915,832.31	\$1,000,296.18	\$516.91	0.62%
MBS	3137BEK45	FHR 4403 CA	10/15/2044	35,865,304	\$36,535,447.51	\$38,537,685.12	\$59,526.86	1.85%
MBS	3137BF4M0	FHR 4410 HA	5/15/2040	2,299,188	\$2,341,231.50	\$1,924,980.15	\$2,887.99	1.80%
MBS	3137BFB67	FHR 4413 HP	3/15/2040	27,083,228	\$27,982,833.33	\$29,552,777.70	\$31,703.90	1.29%
MBS	3137BFFV8	FHR 4423 A	10/15/2039	9,979,733	\$10,242,160.40	\$10,766,805.38	\$17,678.86	1.97%
MBS	3137BHTG2	FHR 4459 DA						

Asset Type	Cusip	Description	Maturity Date	Org Face/ Mat Amount	Curr Book Value	Invested Funds	Total Period Earnings	ROI
			10/15/2035	537,014	\$560,729.74	\$596,887.18	\$770.87	1.55%
MBS	3137BHU21	FHR 4459 NA	10/15/2035	5,429,640	\$5,668,826.24	\$6,034,582.27	\$7,618.54	1.51%
MBS	3137BJ3Q4	FHR 4476 B	11/15/2024	3,870,692	\$3,949,576.75	\$4,477,300.63	\$4,744.84	1.27%
			5/15/2045	6,854,118	\$6,899,321.23	\$7,108,708.44	\$10,326.13	1.74%
MBS	3137BJ6P3	FHR 4478 PC	5/15/2045	8,704,549	\$8,742,790.84	\$9,353,112.98	\$12,386.39	1.59%
MBS	3137BJDB6	FHR 4470 MC	7/15/2044	17,874,126	\$17,877,447.51	\$18,442,107.68	\$30,441.57	1.98%
MBS	3137BJSV6	FHR 4486 PA	3/15/2044	11,575,722	\$11,813,317.04	\$12,172,657.92	\$19,734.04	1.95%
MBS	3137BKSP6	FHR 4491 AP	9/15/2040	23,590,888	\$23,678,635.56	\$24,973,320.22	\$45,720.66	2.20%
MBS	3137BKTH3	FHR 4491 P	7/15/2045	31,164,153	\$31,330,642.96	\$32,829,462.00	\$57,690.66	2.11%
MBS	3137BLZE1	FHR 4526 AJ	7/15/2023	0	\$0.00	\$585,665.35	\$879.23	1.80%
MBS	3137BMAT3	FHR 4538 AC	12/15/2045	39,116,865	\$39,885,264.06	\$40,507,996.81	\$82,830.56	2.45%
MBS	3137BMAZ9	FHR 4538 DB	12/15/2045	43,838,041	\$44,686,229.76	\$45,967,693.76	\$83,403.53	2.18%
MBS	3137BMNL6	FHR 4546 TH	12/15/2045	47,658,316	\$47,982,074.32	\$48,390,981.97	\$92,591.72	2.30%
MBS	3137BN3B8	FHR 4550 TA	1/15/2045	119,518,373	\$119,660,520.42	\$120,813,744.40	\$198,539.84	1.97%
MBS	3137BQNY9	FHR 4596 HA	11/15/2045	120,346,234	\$123,466,129.47	\$124,606,639.19	\$163,308.17	1.57%
MBS	3137GALA3	FHR 3736 QB						

Asset Type	Cusip	Description	Maturity Date	Org Face/ Mat Amount	Curr Book Value	Invested Funds	Total Period Earnings	ROI
			5/15/2037	2,543,388	\$2,572,459.37	\$3,073,208.38	\$4,139.95	1.62%
MBS	3137GAQK6	FHR 3740 KC	7/15/2037	280,751	\$284,929.21	\$406,963.16	(\$581.75)	-1.72%
MBS	31392JGL7	FNR 2003-14 AT	3/25/2033	60,184	\$63,185.68	\$41,024.62	\$47.26	1.38%
MBS	31393CG80	FNR 2003-57 NA	6/25/2018	1,162,757	\$1,193,151.09	\$1,284,981.46	\$1,316.69	1.23%
MBS	31393D6A4	FNR 2003-76 YA	7/25/1933	38,838	\$39,021.66	\$26,357.33	\$63.74	2.90%
MBS	31393KYC3	FHR 2574 HP	2/15/2018	972,615	\$995,228.29	\$1,094,797.88	\$624.02	0.68%
MBS	31393PEM2	FHR 2595 HT	3/15/2023	2,711,430	\$2,820,576.92	\$682,820.00	(\$2,349.24)	-4.13%
MBS	31393RMU1	FHR 2636 D	6/15/2018	862,020	\$881,131.15	\$964,420.81	\$564.73	0.70%
MBS	31394ARY4	FNR 2004-61 ZG	1/25/2033	1,119,591	\$1,159,690.63	\$1,252,522.69	\$1,277.76	1.22%
MBS	31394AWF9	FNR 2004-60 JE	4/25/2034	978,087	\$1,010,620.17	\$1,079,554.62	\$1,495.97	1.66%
MBS	31394B4Y7	FNR 2005-5 PK	12/25/1934	377,278	\$395,731.03	\$68,881.78	(\$602.33)	-10.49%
MBS	31394D4X5	FNR 2005-47 HK	6/25/2020	3,925,330	\$4,028,484.17	\$4,314,238.20	\$3,962.11	1.10%
MBS	31394FTZ8	FNR 2005-83 TK	6/25/1934	0	\$0.00	\$144,949.32	(\$61.35)	-0.51%
MBS	31395D2S7	FNR 2006-54 OD	6/25/2035	504,318	\$505,916.78	\$752,842.20	\$1,792.67	2.86%
MBS	31395FAX2	FHR 2836 L	4/15/2034	842,154	\$871,783.78	\$879,573.08	\$2,509.82	3.42%

Asset Type	Cusip	Description	Maturity Date	Org Face/ Mat Amount	Curr Book Value	Invested Funds	Total Period Earnings	ROI
MBS	31395MQ51	FHR 2935 DC	2/15/2020	843,010	\$863,758.26	\$928,404.94	\$554.69	0.72%
MBS	31395RRM2	FHR 2968 MD	12/15/2033	531,036	\$539,769.06	\$580,544.17	\$1,729.73	3.58%
MBS	31396ABX1	FHR 3033 CI	1/15/2035	1,554,250	\$1,598,461.07	\$1,731,965.17	\$2,205.44	1.53%
MBS	31396CSM3	FHR 3048 PC	3/15/2035	291,179	\$303,664.30	\$317,299.86	\$608.19	2.30%
MBS	31396QHD4	FNR 2009-47 MT	7/25/2039	2,128,071	\$2,364,599.31	\$2,458,476.28	\$3,526.21	1.72%
MBS	31396QHH5	FNR 2009-47 PG	7/25/2039	1,067,456	\$1,118,078.81	\$739,920.52	\$147.14	0.24%
MBS	31396VJT6	FNR 2007-30 MA	2/25/2037	108,802	\$113,938.07	\$74,891.54	\$27.43	0.44%
MBS	31396VMM7	FNR 2007-35 DE	2/25/2036	2,522,554	\$2,587,306.19	\$2,835,214.37	\$3,256.29	1.38%
MBS	31396YB68	FNR 2008-15 JN	2/25/2023	207,402	\$213,718.21	\$37,813.14	(\$288.20)	-9.15%
MBS	31396YG30	FNR 2008-29 BG	12/25/2035	2,261,912	\$2,317,554.97	\$2,535,996.03	\$2,026.76	0.96%
MBS	31396YH21	FNR 2008-29 CA	9/25/1935	1,184,514	\$1,204,352.81	\$1,206,808.93	\$1,630.92	1.62%
MBS	31397AKP7	FHR 3204 NW	1/15/2025	499,849	\$505,033.72	\$614,428.29	\$569.74	1.11%
MBS	31397GZL7	FHR 3317 PG	4/15/2036	938,059	\$955,552.66	\$1,056,701.92	\$1,870.29	2.12%
MBS	31397J5D2	FHR 3331 NV	6/15/2029	802,372	\$816,124.40	\$959,359.40	\$587.91	0.74%
MBS	31397NE50	FNR 2009-31 A						

Asset Type	Cusip	Description	Maturity Date	Org Face/ Mat Amount	Curr Book Value	Invested Funds	Total Period Earnings	ROI
MBS	31397NEN1	FNR 2009-13 NX	2/25/2024	906,603	\$921,062.62	\$166,504.78	(\$817.12)	-5.89%
MBS	31397NFD2	FNR 2009-17 PM	3/25/2024	577,900	\$602,335.64	\$41,551.73	(\$734.59)	-21.21%
MBS	31397NJL0	FNR 2009-14 PE	3/25/2039	1,314,598	\$1,380,252.61	\$901,012.63	\$769.99	1.03%
MBS	31397Q2U1	FNR 2010-158 HD	3/25/2024	1,079,323	\$1,130,077.75	\$746,987.70	(\$54.28)	-0.09%
MBS	31397Q6K9	FNR 2011-20 PA	1/25/1938	1,437,048	\$1,456,590.85	\$1,247,510.74	\$301.53	0.29%
MBS	31397QDR6	FNR 2010-150 VU	3/25/2039	727,659	\$750,438.63	\$797,200.32	\$1,135.48	1.71%
MBS	31397QE20	FNR 2011-17 EG	11/25/2023	617,961	\$624,345.74	\$1,396,715.96	(\$4,844.32)	-4.16%
MBS	31397QE38	FNR 2011-17 EK	7/25/2025	232,859	\$237,923.14	\$159,001.66	\$100.42	0.76%
MBS	31397QJH2	FNR 2011-8 AV	7/25/2025	335,050	\$343,051.93	\$229,268.96	\$134.55	0.70%
MBS	31397QKB3	FNR 2011-8 VG	1/25/1930	6,000,000	\$6,176,015.00	\$205,875.00	(\$235.00)	-1.37%
MBS	31397QKZ0	FNR 2011-4 JP	12/25/2023	4,776,236	\$4,850,022.72	\$4,905,254.08	\$8,814.14	2.16%
MBS	31397QNA2	FNR 2011-5 UN	6/25/2039	223,464	\$225,313.03	\$290,295.83	\$339.26	1.40%
MBS	31397QNG9	FNR 2011-9 AV	2/25/2021	5,177,423	\$5,315,680.28	\$919,483.48	(\$3,072.15)	-4.01%
MBS	31397QP28	FNR 2011-19 KC	4/25/2020	2,340,380	\$2,399,890.88	\$2,455,706.75	\$6,279.90	3.07%
MBS			4/25/2025	728,789	\$744,459.38	\$756,058.80	\$795.63	1.26%

Asset Type	Cusip	Description	Maturity Date	Org Face/ Mat Amount	Curr Book Value	Invested Funds	Total Period Earnings	ROI
MBS	31397QQT8	FNR 2011-10 CA	11/25/2037	5,240,156	\$5,283,275.60	\$6,443,244.44	\$11,136.38	2.07%
MBS	31397QT99	FNR 2010-151 QA	7/25/2028	4,116,228	\$4,164,810.47	\$4,982,180.73	\$1,689.04	0.41%
MBS	31397QUQ9	FNR 2011-6 BA	6/25/2020	383,735	\$389,188.30	\$27,514.21	(\$270.88)	-11.81%
MBS	31397QXD5	FNR 2011-15 VE	9/25/2029	5,578,750	\$5,652,110.34	\$6,047,802.00	\$10,311.88	2.05%
MBS	31397SDQ4	FNR 2011-23 A	12/25/2036	3,635,056	\$3,693,293.89	\$4,043,279.61	\$6,567.68	1.95%
MBS	31397SEU4	FNR 2011-26 DA	6/25/2024	668,785	\$680,874.41	\$716,274.50	\$917.05	1.54%
MBS	31397SGM0	FNR 2011-27 JQ	9/25/2039	659,884	\$677,561.91	\$744,822.42	\$456.10	0.73%
MBS	31397SH49	FNR 2011-46 MB	6/25/2037	1,353,821	\$1,380,114.69	\$1,491,996.59	\$2,805.58	2.26%
MBS	31397SXE9	FNR 2011-40 DB	9/25/2039	7,425,003	\$7,612,229.24	\$8,039,210.44	\$11,819.17	1.76%
MBS	31397SZT4	FNR 2011-42 DG	11/25/2028	1,072,022	\$1,093,280.30	\$1,196,824.59	\$836.21	0.84%
MBS	31397UDL0	FNR 2011-52 LA	4/25/2040	6,985,941	\$7,414,820.96	\$3,333,341.64	(\$4,961.25)	-1.79%
MBS	31397UFG9	FNR 2011-48 VJ	5/25/2040	1,088,319	\$1,103,293.02	\$1,369,515.81	\$655.74	0.57%
MBS	31397UGT0	FNR 2011-49 CA	12/25/2028	323,662	\$326,801.97	\$242,305.89	\$52.00	0.26%
MBS	31397UXK0	FNR 2011-61 VB	4/25/2040	3,925,017	\$4,038,053.88	\$4,425,983.34	(\$131.69)	-0.04%
MBS	31398CXT0	FHR 3530 A						

Asset Type	Cusip	Description	Maturity Date	Org Face/ Mat Amount	Curr Book Value	Invested Funds	Total Period Earnings	ROI
			5/15/2024	1,508,918	\$1,557,920.17	\$272,636.70	(\$1,608.41)	-7.08%
MBS	31398EP81	FHR 3549 AW	7/15/2039	474,267	\$506,218.53	\$398,382.07	\$649.11	1.96%
MBS	31398F3S8	FNR 2009-88 CB	11/25/2039	4,950,663	\$5,215,381.47	\$5,257,906.82	\$14,982.75	3.42%
MBS	31398FDW8	FNR 2009-85 BA	8/25/2024	1,029,302	\$1,057,861.02	\$1,103,748.58	\$1,169.85	1.27%
MBS	31398FDY4	FNR 2009-85 BD	8/25/2024	643,608	\$664,788.74	\$694,082.20	\$410.51	0.71%
MBS	31398GDZ9	FNR 2009-100 PN	11/25/2039	871,765	\$945,782.64	\$620,313.39	(\$331.10)	-0.64%
MBS	31398GQ93	FNR 2010-1 TC	8/25/2039	629,789	\$651,385.14	\$431,977.31	\$269.78	0.75%
MBS	31398GZP7	FNR 2010-12 DY	2/25/2025	398,695	\$423,482.00	\$275,603.19	\$53.95	0.23%
MBS	31398J6T5	FHR 3562 AW	8/15/2039	740,695	\$788,726.18	\$616,793.41	\$1,342.96	2.61%
MBS	31398KZB9	FHR 3598 MA	11/15/1938	97,029	\$97,520.17	\$229,838.57	\$5.47	0.03%
MBS	31398M5D4	FNR 2010-32 HV	7/25/2028	174,739	\$175,263.51	\$148,431.35	\$203.64	1.65%
MBS	31398MAQ9	FNR 2010-9 EA	1/25/2024	530,280	\$541,979.21	\$357,319.81	\$303.89	1.02%
MBS	31398N5Q3	FNR 2010-133 A	5/25/1938	10,441,244	\$10,939,360.47	\$11,644,217.98	\$1,932.79	0.20%
MBS	31398NLS1	FNR 2010-106 BD	5/25/1938	614,401	\$641,526.39	\$683,033.52	\$82.97	0.15%
MBS	31398NQC1	FNR 2010-116 AC	9/25/2020	382,697	\$388,764.53	\$256,037.65	\$225.97	1.06%

Asset Type	Cusip	Description	Maturity Date	Org Face/ Mat Amount	Curr Book Value	Invested Funds	Total Period Earnings	ROI
			7/25/1939	7,038,126	\$7,220,395.87	\$1,544,528.59	(\$7,953.83)	-6.18%
MBS	31398NQF4	FNR 2010-116 AM	7/25/1939	7,633,850	\$7,752,227.16	\$1,685,842.34	(\$5,131.11)	-3.65%
MBS	31398NW75	FNR 2010-123 HA	3/25/2024	956,413	\$967,369.02	\$1,039,370.79	\$1,113.34	1.29%
MBS	31398NWX8	FNR 2010-111 AE	4/25/2038	4,899,671	\$5,047,033.52	\$5,476,045.18	\$1,593.70	0.35%
MBS	31398PJC4	FNR 2010-35 WA	9/25/2024	523,782	\$536,796.43	\$587,699.52	\$294.39	0.60%
MBS	31398PK65	FNR 2010-48 AP	6/25/2039	709,099	\$714,926.29	\$823,810.52	\$1,753.84	2.55%
MBS	31398PTT6	FNR 2010-42 AC	10/25/2024	1,060,429	\$1,096,253.72	\$1,166,820.63	\$773.08	0.80%
MBS	31398PVW6	FNR 2010-44 PA	9/25/2039	463,403	\$468,492.61	\$560,677.42	\$841.50	1.80%
MBS	31398QQG5	FHR 3681 BA	5/15/2020	6,357,985	\$6,402,401.88	\$6,923,607.59	\$7,356.40	1.28%
MBS	31398QTH0	FHR 3747 HK	7/15/2037	5,325,225	\$5,384,499.96	\$5,832,314.45	\$6,492.69	1.34%
MBS	31398QTK3	FHR 3747 HM	7/15/2037	2,048,097	\$2,080,067.82	\$2,253,455.33	\$2,264.61	1.21%
MBS	31398RE76	FNR 2010-57 DP	8/25/2039	301,924	\$303,853.29	\$381,557.05	\$380.48	1.20%
MBS	31398RLV5	FNR 2010-65 AD	9/25/2020	314,345	\$320,922.69	\$22,734.36	(\$360.50)	-19.03%
MBS	31398RT39	FNR 2010-64 AD	12/25/2020	1,728,780	\$1,768,160.36	\$307,838.44	(\$1,063.01)	-4.14%
MBS	31398SC43	FNR 2010-144 YA	11/25/2023	633,875	\$642,719.27	\$701,735.00	\$694.40	1.19%

Asset Type	Cusip	Description	Maturity Date	Org Face/ Mat Amount	Curr Book Value	Invested Funds	Total Period Earnings	ROI
MBS	31398SRU9	FNR 2010-143 AG	11/25/2023	501,483	\$509,021.79	\$518,686.22	\$434.34	1.00%
MBS	31398STH6	FNR 2010-136 PA	12/25/1938	884,943	\$913,251.99	\$1,032,139.78	(\$847.18)	-0.98%
MBS	31398SV83	FNR 2010-154 MK	5/25/1938	5,759,516	\$5,960,215.54	\$5,667,209.43	(\$4,178.85)	-0.88%
MBS	31398T4E8	FNR 2010-99 JU	7/25/1939	4,856,259	\$4,934,431.82	\$5,323,613.42	\$4,700.52	1.06%
MBS	31398T6U0	FNR 2010-113 GA	8/25/2040	31,459,899	\$32,211,130.36	\$33,343,267.60	\$53,001.60	1.91%
MBS	31398T6Z9	FNR 2010-113 LA	7/25/1939	8,090,970	\$8,232,011.79	\$1,795,350.67	(\$7,467.98)	-4.99%
MBS	31398TPN5	FNR 2010-89 PG	7/25/1939	7,703,316	\$7,823,225.82	\$1,701,685.78	(\$5,404.07)	-3.81%
MBS	31398TUF6	FNR 2010-83 AK	12/25/2039	10,537,529	\$10,771,848.64	\$11,262,505.27	\$10,067.73	1.07%
MBS	31398VEK8	FHR 3645 EH	11/25/2018	263,645	\$267,329.12	\$19,079.88	(\$215.79)	-13.57%
MBS	31398VTN6	FHR 3659 BC	12/15/2020	1,281,503	\$1,308,681.54	\$228,939.33	(\$843.42)	-4.42%
MBS	31398VVQ6	FHR 3659 VB	11/15/2034	742,170	\$745,681.25	\$933,066.82	\$1,617.27	2.08%
MBS	31402AUQ7	FN 723391	1/15/2037	8,382,221	\$8,667,143.82	\$9,561,489.71	\$1,376.59	0.17%
MBS	31402EKV9	FN 726708	8/1/2018	1,326,036	\$1,352,063.00	\$718,340.68	(\$7,387.81)	-12.34%
MBS	31402EKY3	FN 726711	8/1/2018	381,267	\$390,481.74	\$205,419.59	(\$341.09)	-1.99%
MBS	31402EKY3	FN 726711	9/1/2018	171,457	\$175,823.21	\$92,775.51	\$50.16	0.65%

Asset Type	Cusip	Description	Maturity Date	Org Face/ Mat Amount	Curr Book Value	Invested Funds	Total Period Earnings	ROI
MBS	31402NDNS	FN 733709	8/1/2018	1,709,939	\$1,751,110.30	\$947,373.22	(\$2,897.28)	-3.67%
MBS	31402NFK9	FN 733770	9/1/2018	3,733,307	\$3,827,096.70	\$2,056,853.77	(\$1,887.33)	-1.10%
MBS	31402NHC5	FN 733827	9/1/2018	1,268,789	\$1,300,663.88	\$704,231.88	(\$883.15)	-1.50%
MBS	31402RU31	FN 736002	9/1/2018	58,175	\$59,632.68	\$31,533.33	(\$9.10)	-0.35%
MBS	31402TAY1	FN 737223	9/1/2018	387,817	\$397,571.54	\$208,446.68	\$58.39	0.34%
MBS	31402TEK7	FN 737338	9/1/2018	248,795	\$255,038.07	\$135,438.21	(\$57.20)	-0.51%
MBS	31402TP41	FN 737643	9/1/2018	1,854,450	\$1,901,037.93	\$1,020,556.36	(\$884.14)	-1.04%
MBS	31402VCS7	FN 739081	9/1/2018	813,921	\$834,392.88	\$449,305.10	(\$427.89)	-1.14%
MBS	31402VEB2	FN 739130	9/1/2018	210,662	\$215,960.82	\$112,747.09	\$54.09	0.58%
MBS	31402VF88	FN 739191	9/1/2018	160,269	\$164,300.41	\$86,074.15	\$27.32	0.38%
MBS	31402VGH7	FN 739200	9/1/2018	329,171	\$337,440.34	\$177,518.10	\$12.10	0.08%
MBS	31402VHL7	FN 739235	9/1/2018	312,008	\$319,855.68	\$180,799.61	(\$562.35)	-3.73%
MBS	31402VJ27	FN 739281	9/1/2018	415,750	\$426,206.83	\$235,054.07	(\$476.71)	-2.43%
MBS	31402VLR9	FN 739336	9/1/2018	336,984	\$345,450.24	\$181,640.43	\$16.63	0.11%
MBS	31402VPC8	FN 739419						

Asset Type	Cusip	Description	Maturity Date	Org Face/ Mat Amount	Curr Book Value	Invested Funds	Total Period Earnings	ROI
MBS	31402VQV5	FN 739468	9/1/2018	554,087	\$568,024.07	\$326,601.15	(\$1,255.61)	-4.61%
			10/1/2018	341,692	\$350,286.39	\$183,319.19	\$67.07	0.44%
MBS	31402YB37	FN 741758	9/1/2018	149,930	\$153,708.22	\$79,947.02	\$59.76	0.90%
MBS	31402YB60	FN 741761	9/1/2018	54,554	\$55,928.86	\$29,090.84	\$21.69	0.89%
MBS	31402YB94	FN 741764	10/1/2018	15,732	\$16,082.26	\$8,748.13	(\$57.00)	-7.82%
MBS	31402YBX1	FN 741754	9/1/2018	132,168	\$135,496.15	\$81,919.45	(\$482.91)	-7.07%
MBS	31402YCD4	FN 741768	10/1/2018	147,858	\$151,577.24	\$79,347.91	\$28.04	0.42%
MBS	31402YCG7	FN 741771	10/1/2018	57,174	\$58,492.41	\$32,034.33	(\$171.27)	-6.42%
MBS	31402YCL6	FN 741775	10/1/2018	173,410	\$177,776.34	\$93,294.69	\$26.32	0.34%
MBS	31402YCS1	FN 741781	10/1/2018	79,832	\$81,841.53	\$42,509.72	\$31.79	0.90%
MBS	31402YCW2	FN 741785	10/1/2018	213,462	\$218,824.91	\$115,053.39	\$10.84	0.11%
MBS	31402YCZ5	FN 741788	10/1/2018	82,182	\$84,249.94	\$43,750.16	\$33.20	0.91%
MBS	31410LSV5	FN 890732	4/1/2025	1,788,472	\$1,854,491.21	\$1,920,625.94	\$3,179.74	1.99%
MBS	31418MPS5	FN AD0432	12/1/2020	731,306	\$764,726.48	\$795,955.40	\$1,148.78	1.73%
MBS	38373ALV6	GNR 2009-65 LE	7/16/2039	251,013	\$272,347.02	\$131,229.37	(\$242.07)	-2.21%

Asset Type	Cusip	Description	Maturity Date	Org Face/ Mat Amount	Curr Book Value	Invested Funds	Total Period Earnings	ROI
MBS	383742M26	GNR 2008-34 PE	8/20/2037	109,864	\$110,808.42	\$36,086.22	(\$110.25)	-3.67%
MBS	383742N82	GNR 2008-34 PC	9/20/2037	308,163	\$310,828.33	\$100,385.91	(\$267.87)	-3.20%
MBS	38374LRK9	GNR 2005-47 QC	11/20/2032	681,186	\$702,050.96	\$746,533.00	\$734.05	1.18%
MBS	38374TYR9	GNR 2009-31 DA	8/20/2038	33,822,922	\$35,624,556.31	\$37,017,811.84	\$47,218.17	1.53%
MBS	38374UYW5	GNR 2009-42 EP	9/20/2038	185,754	\$187,359.24	\$56,781.97	(\$54.32)	-1.15%
MBS	38374YWC3	GNR 2010-85 NK	1/20/1938	285,484	\$291,404.55	\$274,145.13	\$308.94	1.35%
MBS	38374YYK3	GNR 2010-95 PC	12/20/2036	2,416,856	\$2,416,855.70	\$3,214,043.01	\$5,303.84	1.98%
MBS	38376C5H8	GNR 2009-96 GA	4/16/2039	232,747	\$247,281.82	\$118,944.47	(\$85.09)	-0.86%
MBS	38376CQA0	GNR 2009-75 JD	8/16/2039	111,082	\$117,750.60	\$56,484.74	(\$5.08)	-0.11%
MBS	38376CRR2	GNR 2009-77 KC	5/20/1938	572,146	\$588,001.36	\$337,917.41	(\$244.73)	-0.87%
MBS	38376GP46	GNR 2011-49 A	7/16/2038	2,371,707	\$2,385,004.87	\$2,400,385.51	\$3,132.59	1.57%
MBS	38376GP53	GNR 2011-49 AB	7/16/2038	824,846	\$830,256.82	\$835,489.11	\$1,206.35	1.73%
MBS	38376GU73	GNR 2011-78 AB	1/16/2034	36,829	\$36,829.35	\$38,112.38	\$88.93	2.80%
MBS	38376GU73	GNR 2011-78 AB	1/16/2034	2,973,050	\$2,973,049.75	\$3,076,622.46	\$7,178.79	2.80%
MBS	38376GU73	GNR 2011-78 AB	2/16/2039	4,657,472	\$4,666,157.96	\$4,881,837.42	\$6,381.25	1.57%
MBS	38376J4M3	GNR 2009-123 JT						

Asset Type	Cusip	Description	Maturity Date	Org Face/ Mat Amount	Curr Book Value	Invested Funds	Total Period Earnings	ROI
MBS	38376K3A7	GNR 2009-94 NK	12/20/1938	707,262	\$739,780.94	\$411,286.46	(\$96.95)	-0.28%
			4/20/2037	14,808	\$14,844.74	\$11,837.78	(\$34.60)	-3.51%
MBS	38376K5G2	GNR 2009-94 LD	12/16/2018	365,464	\$369,565.98	\$184,350.05	\$86.66	0.56%
MBS	38376KKX8	GNR 2009-93 HB	9/16/2039	1,243,288	\$1,283,677.66	\$616,428.05	\$303.52	0.59%
MBS	38376LUV9	GNR 2011-80 NH	5/16/1938	1,433,180	\$1,444,665.86	\$1,545,874.12	\$1,299.78	1.01%
MBS	38376PK82	GNR 2009-116 MK	11/16/1938	312,059	\$327,912.89	\$255,582.90	\$513.72	2.41%
MBS	38376TBF8	GNR 2010-12 DA	1/16/1940	199,395	\$216,341.88	\$102,470.53	\$98.79	1.16%
MBS	38376TNW8	GNR 2010-3 EV	12/20/1939	1,322,826	\$1,348,888.46	\$1,019,873.66	\$2,123.76	2.50%
MBS	38376W6A8	GNR 2010-33 LK	2/20/1938	444,808	\$457,576.27	\$441,260.28	\$205.64	0.56%
MBS	38376XHCO	GNR 2010-32 AK	5/20/1939	545,649	\$567,122.03	\$118,405.76	(\$551.11)	-5.59%
MBS	38376YFH9	GNR 2010-46 CK	3/20/1939	362,122	\$377,723.93	\$92,825.14	(\$511.36)	-6.61%
MBS	38377FY54	GNR 2010-73 CA	8/20/1935	517,943	\$534,825.04	\$516,530.69	\$186.41	0.43%
MBS	38377JQD8	GNR 2010-98 DG	9/20/2038	5,000,000	\$5,309,625.00	\$4,072,916.67	\$11,500.00	3.39%
MBS	38377LC22	GNR 2010-139 PV	12/20/2038	5,407,776	\$5,653,343.46	\$5,921,682.29	\$409.14	0.08%
MBS	38377LJ33	GNR 2010-130 LB	11/16/1938	3,622,192	\$3,762,193.43	\$3,985,685.91	\$3,142.24	0.95%

Asset Type	Cusip	Description	Maturity Date	Org Face/ Mat Amount	Curr Book Value	Invested Funds	Total Period Earnings	ROI
MBS	38377LN38	GNR 2010-130 LG	11/16/2038	204,329	\$208,599.53	\$103,054.47	\$36.33	0.42%
MBS	38377MNH5	GNR 2010-138 PD	8/20/1938	1,552,669	\$1,603,914.56	\$896,653.45	(\$127.76)	-0.17%
MBS	38377MSG2	GNR 2010-144 PA	9/16/1940	488,335	\$499,394.91	\$523,802.92	\$586.83	1.34%
MBS	38377N3U6	GNR 2010-164 LK	10/20/1938	388,385	\$402,324.08	\$379,286.78	\$416.78	1.32%
MBS	38377RKY0	GNR 2010-160 A	6/20/1937	1,998,506	\$2,014,398.44	\$2,577,105.96	\$2,101.69	0.98%
MBS	38377RSZ9	GNR 2010-162 PQ	6/16/1939	830,705	\$863,938.63	\$479,737.58	\$107.16	0.27%
MBS	38377TR29	GNR 2011-24 NP	4/20/1939	4,349,640	\$4,505,980.15	\$3,669,933.06	\$691.91	0.23%
MBS	38377YPG9	GNR 2011-138 PN	6/20/2041	338,064	\$342,266.74	\$366,811.09	\$496.07	1.62%
MBS	38378BAA7	GNR 2011-165 A	10/16/2037	1,726,684	\$1,741,029.16	\$1,827,147.65	\$2,230.32	1.46%
MBS	38378BDE6	GNR 2012-19 AB	3/16/2034	6,420,540	\$6,430,556.27	\$6,473,415.45	\$6,774.09	1.26%
MBS	38378BRK7	GNR 2012-55 A	8/16/2033	4,741,953	\$4,751,045.14	\$5,114,577.99	\$5,124.89	1.20%
MBS	38378BRT8	GNR 2012-44 A	8/16/2033	874,745	\$876,398.10	\$943,296.89	\$1,107.27	1.41%
MBS	38378BUJ6	GNR 2012-70 A	4/16/2041	3,092,696	\$3,112,254.19	\$3,122,735.95	\$4,874.35	1.87%
MBS	38378C2V8	GNR 2012-24 MK	5/16/2042	1,692,537	\$1,699,379.71	\$1,705,568.72	\$2,062.68	1.45%
MBS	38378C2V8	GNR 2012-24 MK	11/20/2039	1,451,116	\$1,475,122.28	\$1,570,125.12	\$2,285.70	1.75%

Asset Type	Cusip	Description	Maturity Date	Org Face/ Mat Amount	Curr Book Value	Invested Funds	Total Period Earnings	ROI
MBS	38378DJ55	GNR 2012-31 QJ	12/20/2039	1,090,315	\$1,101,828.40	\$1,237,254.88	\$1,265.62	1.23%
			12/20/2039	533,566	\$539,639.76	\$605,918.63	\$613.92	1.22%
MBS	38378DRZ0	GNR 2012-38 DK	8/20/2037	1,624,623	\$1,643,503.35	\$1,744,746.21	\$2,054.29	1.41%
MBS	38378KGV5	GNR 2013-57 A	6/16/2037	12,192,759	\$12,105,377.88	\$12,144,529.61	\$15,384.31	1.52%
MBS	38379CDY9	GNR 2014-81 EH	12/20/2042	559,032	\$562,735.03	\$609,893.44	\$832.53	1.64%
MBS	38379HUQ6	GNR 2014-188 QC	9/20/2044	3,387,894	\$3,391,268.64	\$3,662,691.74	\$5,080.84	1.66%
MBS Totals:					\$1,387,136,699.37	\$1,350,705,063.60	\$1,823,270.13	1.62%

Asset Type	Cusip	Description	Maturity Date	Org Face/ Mat Amount	Curr Book Value	Invested Funds	Total Period Earnings	ROI
MMkt	BAML Fed MMkt 84			1	\$50,125.12	\$51,792.89	\$9.79	0.23%
MMkt	Federated-Raymond			1	\$50,857.89	\$52,550.22	\$7.77	0.18%
MMkt	Invesco-Simmons M			1	\$54,028.61	\$55,825.89	\$9.64	0.21%
MMkt	Treasury MMgt			1	\$2,297,086,268.10	\$76,569,542.27	\$107,616.92	1.69%
		MMkt Totals:			\$2,297,241,279.72	\$76,729,711.27	\$107,644.12	1.68%

Asset Type	Cusip	Description	Maturity Date	Org Face/ Mat Amount	Curr Book Value	Invested Funds	Total Period Earnings	ROI
Muni	04108NZ88	ARSDEV 1.197 10/01/	10/1/2017	1,235,000	\$1,235,000.00	\$1,235,000.00	\$1,231.91	1.20%
Muni	04108NZ96	ARSDEV 1.618 10/01/	10/1/2018	1,250,000	\$1,250,000.00	\$1,250,000.00	\$1,685.42	1.62%
Muni	782816AC6	RUSWTR 2 07/01/18	7/1/2018	1,000,000	\$1,000,000.00	\$1,010,587.78	\$1,233.33	1.46%
Muni	83712TDA6	SCSHSG 2.95 01/01/4	1/1/2041	1,035,000	\$1,035,000.00	\$1,031,202.13	\$2,557.27	2.98%
				0	\$0.00	\$0.00		
Muni Totals:					\$4,520,000.00	\$4,526,789.91	\$6,707.93	1.78%

Asset Type	Cusip	Description	Maturity Date	Org Face/ Mat Amount	Curr Book Value	Invested Funds	Total Period Earnings	ROI
				Report Totals:	\$7,303,721,644.81	\$3,414,748,543.66	\$3,502,823.38	1.23%

Summary Consolidated ROI Report

Start Date: 9/1/2016

End Date: 9/30/2016

Instrument	Total Earnings	Invested Funds	ROI
CP	\$1,349,411.00	\$1,581,010,747.00	1.02%
DDA	\$270,498.38	\$439,157,063.75	0.74%
MBS	\$1,930,268.90	\$1,386,625,721.45	1.67%
MMkt	\$26.33	\$155,021.72	0.20%
Muni	\$4,175.32	\$4,501,473.48	1.11%
	\$3,554,379.93	\$3,411,450,027.40	1.25%

Consolidated ROI Report

Validated Through: 9/30/2016

Asset Type	Cusip	Description	Maturity Date	Org Face/ Mat Amount	Curr Book Value	Invested Funds	Total Period Earnings	ROI
CP	1513E2J28	CENTEN 0 09/02/16	9/2/2016	20,000,000	\$20,000,000.00	\$665,878.70	\$638.89	1.15%
CP	1513E2JG7	CENTEN 0 09/16/16	9/16/2016	21,000,000	\$21,000,000.00	\$10,480,400.00	\$10,500.00	1.20%
CP	1513E2JP7	CENTEN 0 09/23/16	9/23/2016	40,000,000	\$40,000,000.00	\$29,311,822.22	\$26,888.89	1.10%
CP	1513E2JS1	CENTEN 0 09/26/16	9/26/2016	20,500,000	\$20,500,000.00	\$2,049,846.25	\$1,537.50	0.90%
CP	1513E2JV4	CENTEN 0 09/29/16	9/29/2016	21,500,000	\$21,500,000.00	\$20,035,256.76	\$19,230.55	1.15%
			9/29/2016	50,000,000	\$50,000,000.00	\$46,614,490.74	\$44,722.22	1.15%
			9/29/2016	11,000,000	\$11,000,000.00	\$10,243,138.89	\$10,694.44	1.25%
CP	1513E2K34	CENTEN CP 10/03/16	10/3/2016	5,000,000	\$5,000,000.00	\$4,994,652.78	\$4,583.33	1.10%
CP	1513E2KE0	CENTEN 0 10/14/16	10/14/2016	10,000,000	\$10,000,000.00	\$9,654,261.11	\$8,861.11	1.10%
CP	1513E2KU4	CENTEN 0 10/28/16	10/28/2016	50,000,000	\$50,000,000.00	\$3,330,379.63	\$3,055.56	1.10%
CP	1513E2LP4	CENTEN 0 11/23/16	11/23/2016	20,000,000	\$20,000,000.00	\$5,322,940.74	\$5,111.11	1.15%
CP	1513E2LU3	CENTEN 0 11/28/16	11/28/2016	21,000,000	\$21,000,000.00	\$10,474,450.00	\$10,500.00	1.20%
CP	16952MJ22	CIMCHK CP 09/02/16	9/2/2016	90,000,000	\$90,000,000.00	\$2,998,654.17	\$2,375.00	0.95%
CP	16952MJD8	CIMCHK CP 09/13/16	9/13/2016	17,750,000	\$17,750,000.00	\$4,140,941.88	\$3,106.25	0.90%

Asset Type	Cusip	Description	Maturity Date	Org Face/ Mat Amount	Curr Book Value	Invested Funds	Total Period Earnings	ROI
CP	16952MJU0	CIMCHK CP 09/28/16	9/28/2016	164,118,000	\$164,118,000.00	\$38,287,498.52	\$28,720.65	0.90%
CP	16952MK61	CIMCHK CP 10/06/16	10/6/2016	95,750,000	\$95,750,000.00	\$92,466,546.32	\$80,988.54	1.05%
CP	16952MKB0	CIMCHK CP 10/11/16	10/11/2016	28,000,000	\$28,000,000.00	\$23,309,513.89	\$20,416.67	1.05%
CP	16952MKR5	CIMCHK 0 10/25/16	10/25/2016	31,700,000	\$31,700,000.00	\$18,996,700.50	\$16,642.50	1.05%
CP	16952ML45	CIMCHK CP 11/04/16	11/4/2016	35,000,000	\$35,000,000.00	\$34,931,555.56	\$32,083.33	1.10%
CP	16953JJ28	CHIPOW CP 09/02/16	9/2/2016	1,621,000	\$1,621,000.00	\$54,001.96	\$42.78	0.95%
			9/2/2016	12,897,000	\$12,897,000.00	\$429,494.58	\$347.50	0.97%
CP	16953JJ93	CHIPOW CP 09/09/16	9/9/2016	19,382,000	\$19,382,000.00	\$5,166,465.92	\$3,876.40	0.90%
CP	16953JJV4	CHIPOW CP 09/29/16	9/29/2016	85,632,000	\$85,632,000.00	\$22,830,886.68	\$16,174.93	0.85%
CP	16953JK42	CHIPOW CP 10/04/16	10/4/2016	11,034,000	\$11,034,000.00	\$11,023,808.88	\$8,735.25	0.95%
CP	16953JK75	CHIPOW 0 10/07/16	10/7/2016	30,132,000	\$30,132,000.00	\$12,047,074.92	\$9,541.80	0.95%
CP	16953JKE0	CHIPOW CP 10/14/16	10/14/2016	31,913,000	\$31,913,000.00	\$17,007,241.43	\$13,474.38	0.95%
CP	16953VJF2	CSCOHK CP 09/15/16	9/15/2016	15,000,000	\$15,000,000.00	\$3,499,387.50	\$2,625.00	0.90%
CP	16953VJW5	CSCOHK CP 09/30/16	9/30/2016	1,500,000	\$1,500,000.00	\$1,448,711.11	\$1,208.33	1.00%
			9/30/2016	38,500,000	\$38,500,000.00	\$37,179,450.00	\$31,013.89	1.00%
CP	16953VKE3	CSCOHK CP 10/14/16						

Asset Type	Cusip	Description	Maturity Date	Org Face/ Mat Amount	Curr Book Value	Invested Funds	Total Period Earnings	ROI
			10/14/2016	50,000,000	\$50,000,000.00	\$26,645,185.19	\$22,222.22	1.00%
CP	16953VLP7	CSCOHK CP 11/23/16	11/23/2016	8,400,000	\$8,400,000.00	\$3,074,250.67	\$2,695.00	1.05%
CP	16953VML5	CSCOHK CP 12/20/16	12/20/2016	60,000,000	\$60,000,000.00	\$21,938,827.78	\$20,166.67	1.10%
CP	19214AJ18	COFBOC CP 09/01/16	9/1/2016	40,550,000	\$40,550,000.00	\$0.00	\$0.00	
CP	19214AJ83	COFBOC CP 09/08/16	9/8/2016	19,000,000	\$19,000,000.00	\$4,430,008.33	\$3,325.00	0.90%
CP	19214AJL4	COFBOC CP 09/20/16	9/20/2016	4,450,000	\$4,450,000.00	\$2,816,360.50	\$2,113.75	0.90%
CP	19214AJV2	COFBOC CP 09/29/16	9/29/2016	7,950,000	\$7,950,000.00	\$1,854,682.59	\$1,360.33	0.88%
CP	19214AKE8	COFBOC CP 10/14/16	10/14/2016	50,000,000	\$50,000,000.00	\$24,981,916.67	\$19,375.00	0.93%
CP	24409TJS3	DERPRK 0 09/26/16	9/26/2016	30,000,000	\$30,000,000.00	\$24,976,395.83	\$21,458.33	1.03%
CP	24409TJV6	DERPRK 0 09/29/16	9/29/2016	65,000,000	\$65,000,000.00	\$60,602,444.26	\$52,072.22	1.03%
CP	24409TJW4	DERPRK 0 09/30/16	9/30/2016	30,000,000	\$30,000,000.00	\$28,969,300.31	\$24,891.64	1.03%
CP	24409TKE2	DERPRK 0 10/14/16	10/14/2016	25,000,000	\$25,000,000.00	\$14,987,729.17	\$11,875.00	0.95%
CP	24409TMC4	DERPRK 0 12/12/16	12/12/2016	25,000,000	\$25,000,000.00	\$9,974,800.00	\$9,000.00	1.08%
CP	24409TMN0	DERPRK 0 12/22/16	12/22/2016	15,000,000	\$15,000,000.00	\$5,484,655.00	\$4,950.00	1.08%
CP	25156KJU9	DTEGR CP 09/28/16	9/28/2016	24,000,000	\$24,000,000.00	\$21,576,816.00	\$16,560.00	0.92%

Asset Type	Cusip	Description	Maturity Date	Org Face/ Mat Amount	Curr Book Value	Invested Funds	Total Period Earnings	ROI
			9/9/2016	24,400,000	\$24,400,000.00	\$6,501,656.53	\$5,368.00	0.99%
			9/9/2016	5,947,000	\$5,947,000.00	\$1,584,820.44	\$1,255.48	0.95%
			9/9/2016	15,250,000	\$15,250,000.00	\$4,064,091.11	\$3,219.44	0.95%
			9/9/2016	25,000,000	\$25,000,000.00	\$6,662,620.37	\$5,277.78	0.95%
CP	61979JKE6	MOTIVA 0 10/14/16	10/14/2016	25,000,000	\$25,000,000.00	\$24,963,888.89	\$20,833.33	1.00%
CP	65475JJ99	NIFIN 0 09/09/16	9/9/2016	45,000,000	\$45,000,000.00	\$11,990,333.33	\$10,000.00	1.00%
CP	65475JJS7	NIFIN 0 09/26/16	9/26/2016	29,400,000	\$29,400,000.00	\$17,631,885.60	\$13,524.00	0.92%
CP	65475JJV0	NIFIN CP 09/29/16	9/29/2016	16,000,000	\$16,000,000.00	\$3,199,536.00	\$2,320.00	0.87%
CP	65475JKU0	NIFIN CP 10/28/16	10/28/2016	70,000,000	\$70,000,000.00	\$27,967,543.33	\$24,966.67	1.07%
CP	65475JL13	NIFIN CP 11/01/16	11/1/2016	5,000,000	\$5,000,000.00	\$2,496,645.83	\$2,187.50	1.05%
CP	68267TJM4	ONEOK 0 09/21/16	9/21/2016	10,000,000	\$10,000,000.00	\$6,662,185.20	\$6,111.09	1.10%
CP	68267TJN2	ONEOK 0 09/22/16	9/22/2016	20,000,000	\$20,000,000.00	\$9,329,522.22	\$8,166.67	1.05%
CP	68268TJ19	OKSPP 0 09/01/16	9/1/2016	25,000,000	\$25,000,000.00	\$0.00	\$0.00	
CP	68268TJ84	OKSPP 0 09/08/16	9/8/2016	15,000,000	\$15,000,000.00	\$3,497,652.08	\$3,062.50	1.05%
CP	68268TJD3	OKSPP 0 09/13/16	9/13/2016	15,000,000	\$15,000,000.00	\$5,996,516.67	\$5,500.00	1.10%
CP	68268TJF8	OKSPP 0 09/15/16	9/15/2016	11,000,000	\$11,000,000.00	\$5,129,740.00	\$4,491.67	1.05%
CP	68268TJG6	OKSPP 0 09/16/16						

Asset Type	Cusip	Description	Maturity Date	Org Face/ Mat Amount	Curr Book Value	Invested Funds	Total Period Earnings	ROI
			9/16/2016	20,000,000	\$20,000,000.00	\$9,992,666.67	\$9,166.67	1.10%
			9/16/2016	11,000,000	\$11,000,000.00	\$5,496,150.00	\$4,812.50	1.05%
			9/16/2016	25,000,000	\$25,000,000.00	\$12,491,614.59	\$10,937.50	1.05%
CP	68268TJM3	OKSPP 0 09/21/16	9/21/2016	20,000,000	\$20,000,000.00	\$13,324,388.89	\$11,666.67	1.05%
CP	68268TJP6	OKSPP 0 09/23/16	9/23/2016	15,000,000	\$15,000,000.00	\$10,992,269.44	\$10,083.34	1.10%
			9/23/2016	32,000,000	\$32,000,000.00	\$23,449,457.78	\$21,511.11	1.10%
CP	68268TJV3	OKSPP 0 09/29/16	9/29/2016	11,500,000	\$11,500,000.00	\$6,130,334.82	\$5,622.22	1.10%
CP	68268TJW1	OKSPP 0 09/30/16	9/30/2016	25,000,000	\$25,000,000.00	\$24,145,252.31	\$22,152.78	1.10%
CP	68268TKE9	OKSPP 0 10/14/16	10/14/2016	20,000,000	\$20,000,000.00	\$5,996,150.00	\$5,250.00	1.05%
			10/14/2016	20,000,000	\$20,000,000.00	\$10,657,644.44	\$9,333.34	1.05%
			10/14/2016	14,500,000	\$14,500,000.00	\$5,795,770.83	\$5,075.00	1.05%
			10/14/2016	8,500,000	\$8,500,000.00	\$4,246,529.17	\$3,718.75	1.05%
			10/14/2016	11,000,000	\$11,000,000.00	\$6,227,879.17	\$5,454.17	1.05%
			10/14/2016	20,000,000	\$20,000,000.00	\$9,991,833.34	\$8,750.00	1.05%
CP	68268TKR0	OKSPP 0 10/25/16	10/25/2016	20,000,000	\$20,000,000.00	\$5,994,225.00	\$5,250.00	1.05%
CP	68268TKS8	OKSPP CP 10/26/16	10/26/2016	25,000,000	\$25,000,000.00	\$6,660,250.00	\$5,833.33	1.05%
CP	68268TKU3	OKSPP CP 10/28/16	10/28/2016	20,000,000	\$20,000,000.00	\$7,325,205.56	\$6,416.67	1.05%
			10/28/2016	4,000,000	\$4,000,000.00	\$266,441.11	\$233.33	1.05%
			10/28/2016	14,000,000	\$14,000,000.00	\$466,267.41	\$427.78	1.10%
CP	7244P0J67	PBIPP CP 09/06/16	9/6/2016	23,500,000	\$23,500,000.00	\$3,915,393.75	\$2,937.50	0.90%

Asset Type	Cusip	Description	Maturity Date	Org Face/ Mat Amount	Curr Book Value	Invested Funds	Total Period Earnings	ROI
CP	81900PJ97	SHAGAN 0 09/09/16	9/9/2016	14,500,000	\$14,500,000.00	\$3,862,907.41	\$3,222.22	1.00%
			9/9/2016	35,250,000	\$35,250,000.00	\$9,392,427.78	\$7,833.33	1.00%
CP	81900PJG1	SHAGAN CP 09/16/16	9/16/2016	75,000,000	\$75,000,000.00	\$37,469,791.67	\$31,250.00	1.00%
CP	82936PJ10	SINOCM 0 09/01/16	9/1/2016	16,600,000	\$16,600,000.00	\$0.00	\$0.00	
CP	82936PJ28	SINOCM CP 09/02/16	9/2/2016	42,300,000	\$42,300,000.00	\$1,409,739.54	\$1,116.25	0.95%
CP	82936PJ69	SINOCM CP 09/06/16	9/6/2016	5,200,000	\$5,200,000.00	\$866,552.31	\$686.11	0.95%
			9/6/2016	2,500,000	\$2,500,000.00	\$416,589.70	\$329.86	0.95%
CP	82936PK8	SINOCM 0 09/19/16	9/19/2016	68,300,000	\$68,300,000.00	\$15,933,722.81	\$12,616.53	0.95%
			9/19/2016	22,000,000	\$22,000,000.00	\$5,132,385.09	\$4,063.89	0.95%
CP	82936PJL6	SINOCM CP 09/20/16	9/20/2016	60,000,000	\$60,000,000.00	\$23,992,400.00	\$19,000.00	0.95%
			9/20/2016	100,000,000	\$100,000,000.00	\$39,987,333.33	\$31,666.67	0.95%
CP	82936PJT9	SINOCM 0 09/27/16	9/27/2016	63,700,000	\$63,700,000.00	\$14,860,587.74	\$11,766.81	0.95%
CP	82936PU6	SINOCM CP 09/28/16	9/28/2016	145,300,000	\$145,300,000.00	\$4,843,205.52	\$3,834.31	0.95%
CP	84757AJP2	SPECEN 0 09/23/16	9/23/2016	20,000,000	\$20,000,000.00	\$14,655,666.67	\$11,000.00	0.90%
CP	84757AL12	SPECEN 0 11/01/16	11/1/2016	15,605,000	\$15,605,000.00	\$15,577,691.25	\$13,004.17	1.00%
CP	84757AL20	SPECEN CP 11/02/16	11/2/2016	1,978,000	\$1,978,000.00	\$1,514,149.84	\$1,263.72	1.00%
CP	86723AJP8	SU CP 09/23/16						

Asset Type	Cusip	Description	Maturity Date	Org Face/ Mat Amount	Curr Book Value	Invested Funds	Total Period Earnings	ROI
			9/23/2016	25,000,000	\$25,000,000.00	\$18,312,015.74	\$13,902.78	0.91%
CP	86723ALV2	SU 0 11/29/16	11/29/2016	35,000,000	\$35,000,000.00	\$34,906,375.00	\$31,208.33	1.07%
CP	86723AM25	SU CP 12/02/16	12/2/2016	15,000,000	\$15,000,000.00	\$14,958,983.33	\$13,375.00	1.07%
CP	87230RJW0	TCLHOL 0 09/30/16	9/30/2016	50,000,000	\$50,000,000.00	\$26,654,814.93	\$22,222.00	1.00%
CP	87230RKR9	TCLHOL CP 10/25/16	10/25/2016	2,000,000	\$2,000,000.00	\$732,620.37	\$611.11	1.00%
CP	91842LJ96	VWCRED CP 09/09/16	9/9/2016	50,000,000	\$50,000,000.00	\$13,323,988.89	\$9,666.67	0.87%
			9/9/2016	20,000,000	\$20,000,000.00	\$5,329,337.78	\$3,866.67	0.87%
CP	91842LJN5	VWCRED CP 09/22/16	9/22/2016	6,780,000	\$6,780,000.00	\$1,581,763.14	\$1,015.12	0.77%
CP	MC9F5ZHY4	TCLHOL CP 08/30/16	10/12/2016	17,500,000	\$17,500,000.00	\$10,491,541.67	\$8,750.00	1.00%
			10/14/2016	31,800,000	\$31,800,000.00	\$18,004,983.33	\$15,016.67	1.00%
			9/29/2016	50,000,000	\$50,000,000.00	\$46,627,777.78	\$38,888.89	1.00%
		CP Totals:			\$3,510,509,000.00	\$1,581,010,747.00	\$1,349,411.00	1.02%

Asset Type	Cusip	Description	Maturity Date	Org Face/ Mat Amount	Curr Book Value	Invested Funds	Total Period Earnings	ROI
DDA	1st Security DDA 02			1	\$7,503.03	\$7,500.40	\$2.77	0.44%
DDA	Bank of America DD			1	\$3,972,448.35	\$5,994,129.10	\$344.87	0.07%
DDA	Bank of Ozarks DDA			1	\$500,096,712.94	\$212,693,085.96	\$131,112.18	0.74%
DDA	Centennial DDA 965			1	\$86,935,041.90	\$86,890,397.38	\$49,991.74	0.69%
DDA	ICS-Centennial DDA			1	\$35,155,387.87	\$35,137,280.72	\$20,215.97	0.69%
DDA	Regions DDA 6470			1	\$2,034,086.83	\$6,077,736.56	\$349.68	0.07%
DDA	Simmons DDA 4368			1	\$25,255,683.31	\$15,610,637.66	\$7,698.40	0.59%
DDA	Treasury MMgt			1	\$2,298,911,568.60	\$76,630,385.62	\$60,779.44	0.95%
DDA	US Bank DDA 0126			1	\$113,638.27	\$115,910.36	\$3.33	0.03%
		DDA Totals:			\$2,952,482,071.10	\$439,157,063.75	\$270,498.38	0.74%

Asset Type	Cusip	Description	Maturity Date	Org Face/ Mat Amount	Curr Book Value	Invested Funds	Total Period Earnings	ROI
MBS	3129724K5	FG B19826	8/1/2020	560,948	\$586,759.75	\$162,259.34	(\$439.44)	-3.25%
MBS	3136A04G9	FNR 2011-90 AG	9/25/2023	822,186	\$838,230.12	\$869,619.72	\$922.55	1.27%
MBS	3136A0DT1	FNR 2011-77 A	8/25/2036	0	\$0.00	\$35,110.03	\$74.69	2.55%
MBS	3136A0LW5	FNR 2011-70 AD	6/25/2030	1,171,184	\$1,184,327.56	\$1,250,771.57	\$2,072.86	1.99%
MBS	3136A0P27	FNR 2011-86 AB	2/25/1940	365,445	\$377,849.56	\$393,052.83	\$635.29	1.94%
MBS	3136A1BN4	FNR 2011-103 JK	11/25/2029	954,752	\$969,926.19	\$1,023,685.25	\$1,046.26	1.23%
MBS	3136A1GS8	FNR 2011-98 AB	11/25/1937	6,027,806	\$6,199,622.87	\$6,607,384.06	\$4,157.93	0.76%
MBS	3136A1KJ3	FNR 2011-99 DV	1/25/2026	7,473,289	\$7,652,775.08	\$8,461,794.05	\$8,064.48	1.14%
MBS	3136A1WV3	FNR 2011-106 LV	1/25/2023	3,491,124	\$3,580,262.94	\$3,630,255.12	\$2,942.42	0.97%
MBS	3136A22J1	FNR 2011-139 A	5/25/1938	934,243	\$956,448.70	\$987,021.72	\$1,345.00	1.64%
MBS	3136A22T9	FNR 2011-144 CJ	1/25/1942	197,860	\$199,516.04	\$209,821.16	\$214.36	1.23%
MBS	3136A2JX2	FNR 2011-111 HA	6/25/2039	124,353	\$126,746.40	\$110,354.93	\$217.21	2.36%
MBS	3136A2QP1	FNR 2011-132 PA	8/25/2039	193,734	\$201,043.64	\$221,519.76	(\$26.55)	-0.14%
MBS	3136A3AS0	FNR 2011-145 JA	12/25/2041	4,246,724	\$4,474,484.09	\$4,730,568.68	\$3,435.04	0.87%
MBS	3136A3BK6	FNR 2011-145 DA						

Asset Type	Cusip	Description	Maturity Date	Org Face/ Mat Amount	Curr Book Value	Invested Funds	Total Period Earnings	ROI
			1/25/2026	204,395	\$207,951.37	\$233,137.59	\$227.36	1.17%
MBS	3136A3BW0	FNR 2011-145 LQ	3/25/1940	218,617	\$221,972.85	\$231,802.16	\$362.23	1.88%
MBS	3136A4FC8	FNR 2012-23 PC	3/25/2040	4,190,293	\$4,180,654.93	\$4,379,313.60	\$8,074.80	2.21%
MBS	3136A4K40	FNR 2012-17 QC	7/25/1939	433,144	\$440,118.10	\$465,823.42	\$366.97	0.95%
			7/25/2039	1,992,461	\$2,016,984.53	\$2,134,287.55	\$2,629.50	1.48%
MBS	3136A4K65	FNR 2012-17 QG	7/25/2039	317,639	\$322,984.59	\$125,300.74	(\$17.10)	-0.16%
MBS	3136A5B47	FNR 2012-54 WG	1/25/2041	290,133	\$298,382.43	\$21,104.27	(\$444.16)	-25.26%
MBS	3136A5EV4	FNR 2012-29 AD	8/25/2038	5,167,866	\$5,130,144.02	\$5,295,202.51	\$12,130.22	2.75%
MBS	3136A5GA8	FNR 2012-29 PM	3/25/2042	3,131,628	\$3,079,467.11	\$3,168,490.25	\$7,298.32	2.76%
MBS	3136A63F9	FNR 2012-72 BC	4/25/2042	1,635,256	\$1,558,703.05	\$1,591,440.43	\$4,509.00	3.40%
MBS	3136A6AW4	FNR 2012-52 NB	12/25/2039	3,790,723	\$3,922,490.28	\$4,049,458.62	\$6,731.76	1.99%
MBS	3136A7RU8	FNR 2012-90 CB	4/25/2042	5,057,016	\$5,006,015.85	\$5,144,889.89	\$11,823.56	2.76%
MBS	3136A8SG6	FNR 2012-102 PA	3/25/2041	4,352,052	\$4,574,319.88	\$4,688,958.86	\$10,059.97	2.57%
MBS	3136AAJ30	FNR 2012-137 JA	9/25/2040	14,891,292	\$14,980,952.71	\$15,723,389.67	\$27,090.13	2.07%
MBS	3136AB3D3	FNR 2013-2 AV	2/25/2043	654,110	\$654,888.33	\$740,013.27	\$908.93	1.47%
MBS	3136ACYK1	FNR 2013-18 NA						

Asset Type	Cusip	Description	Maturity Date	Org Face/ Mat Amount	Curr Book Value	Invested Funds	Total Period Earnings	ROI
			12/25/2042	3,074,591	\$3,030,445.98	\$3,086,182.28	\$7,029.97	2.73%
MBS	3136AG3J9	FNR 2013-116 YB	7/25/2043	7,999,403	\$8,137,289.06	\$8,880,298.58	\$7,101.21	0.96%
MBS	3136AKNC3	FNR 2014-39 AB	9/25/1939	3,432,729	\$3,477,551.98	\$3,744,260.28	\$3,214.61	1.03%
MBS	3136AKNF6	FNR 2014-39 GA	9/25/2039	19,434,449	\$19,754,793.51	\$21,067,157.29	\$21,338.37	1.22%
MBS	3136ANT49	FNR 2015-43 QB	12/25/2044	12,247,552	\$12,215,019.81	\$12,396,231.38	\$21,198.04	2.05%
MBS	3136ANXY8	FNR 2015-27 MB	10/25/2044	13,666,326	\$13,642,027.42	\$13,896,737.17	\$27,568.73	2.38%
MBS	3136AQN4	FNR 2015-80 CA	4/25/2040	78,358,106	\$79,608,779.70	\$82,212,028.34	\$135,939.84	1.98%
MBS	3136ARBM9	FNR 2016-2 EZ	2/25/2046	25,497,100	\$25,326,438.94	\$26,440,973.69	\$65,652.47	2.98%
MBS	3136ATN59	FNR 2016-73 DK	5/25/2025	5,133,732	\$5,221,968.31	\$186,653.91	(\$5,845.95)	-37.58%
MBS	3136ATPB4	FNR 2016-66 GA	8/25/2025	3,807,601	\$3,876,327.99	\$4,089,187.76	\$239.98	0.07%
MBS	3137A23E9	FHR 3745 GP	6/15/2039	242,510	\$252,725.30	\$259,577.40	\$467.45	2.16%
MBS	3137A2ED9	FHR 3755 AD	11/15/2020	140,804	\$144,179.47	\$150,638.50	\$203.96	1.62%
MBS	3137A2EP2	FHR 3755 HA	4/15/2039	284,293	\$290,708.38	\$20,641.87	(\$353.94)	-20.58%
MBS	3137A2L41	FHR 3761 HD	3/15/1937	311,031	\$318,862.79	\$347,015.69	\$110.64	0.38%
MBS	3137A32Q1	FHR 3763 QA	4/15/2034	13,346,618	\$13,610,507.37	\$14,790,877.78	\$10,777.65	0.87%

Asset Type	Cusip	Description	Maturity Date	Org Face/ Mat Amount	Curr Book Value	Invested Funds	Total Period Earnings	ROI
MBS	3137A3HS1	FHR 3751 MC	7/15/2037	1,275,206	\$1,295,422.51	\$1,477,261.91	\$565.16	0.46%
MBS	3137A3Y52	FHR 3769 MB	10/15/2038	3,820,045	\$3,920,799.09	\$4,313,911.75	\$2,606.36	0.73%
MBS	3137A4G43	FHR 3772 A	4/15/2029	4,947,459	\$5,095,657.04	\$5,428,594.69	\$6,509.62	1.44%
MBS	3137A4HA8	FHR 3772 EA	6/15/1938	763,712	\$789,662.48	\$852,670.47	(\$29.73)	-0.04%
MBS	3137A5N26	FHR 3795 KA	11/15/2024	101,483	\$101,852.18	\$154,943.31	\$286.96	2.22%
MBS	3137A6CK6	FHR 3815 AD	7/15/2025	462,227	\$470,639.48	\$504,776.40	\$541.93	1.29%
MBS	3137A6CL4	FHR 3815 AE	7/15/2025	693,340	\$709,666.98	\$760,887.93	\$797.31	1.26%
MBS	3137A6DL3	FHR 3815 EA	12/15/2025	900,369	\$939,011.78	\$976,068.99	\$1,034.23	1.27%
MBS	3137A6TM4	FHR 3808 A	9/15/2028	1,654,104	\$1,683,995.38	\$1,831,750.88	\$752.48	0.49%
MBS	3137A7GU8	FHR 3800 EH	8/15/1938	315,195	\$325,295.83	\$342,488.75	\$453.20	1.59%
MBS	3137A7X39	FHR 3832 PL	8/15/2039	7,084,156	\$7,516,924.51	\$8,072,508.29	(\$9,355.37)	-1.39%
MBS	3137A7Z78	FHR 3825 AP	3/15/2039	209,041	\$211,941.57	\$223,824.14	\$499.55	2.68%
MBS	3137A8NH7	FHR 3830 EC	10/15/2039	515,031	\$530,209.33	\$564,444.91	\$458.93	0.98%
MBS	3137A8YD4	FHR 3834 AG	2/15/2029	9,813,059	\$9,987,672.23	\$10,656,492.44	\$9,094.27	1.02%
MBS	3137A9BN5	FHR 3848 AB						

Asset Type	Cusip	Description	Maturity Date	Org Face/ Mat Amount	Curr Book Value	Invested Funds	Total Period Earnings	ROI
			1/15/2029	2,790,134	\$2,839,998.75	\$3,179,663.66	\$1,623.79	0.61%
MBS	3137A9RW8	FHR 3845 EG	1/15/2029	447,662	\$456,537.44	\$484,988.80	\$539.00	1.33%
MBS	3137A9W44	FHR 3835 DA	4/15/2036	210,790	\$211,832.72	\$112,145.16	\$112.59	1.20%
MBS	3137ABCY5	FHR 3864 LM	5/15/2026	621,054	\$656,351.76	\$670,893.79	\$1,035.20	1.85%
MBS	3137ABLI8	FHR 3883 KA	4/15/2025	843,074	\$867,505.81	\$883,548.68	\$1,559.11	2.12%
MBS	3137ADDB0	FHR 3888 AB	11/15/2040	1,127,843	\$1,127,606.93	\$1,174,066.94	\$2,472.06	2.53%
MBS	3137AETR6	FHR 3914 CA	8/15/2038	401,080	\$412,741.97	\$439,845.00	\$354.63	0.97%
MBS	3137AFBS0	FHR 3926 GP	8/15/2025	1,416,245	\$1,470,004.15	\$1,583,420.74	\$1,252.70	0.95%
MBS	3137AFP71	FHR 3919 BG	8/15/1939	1,224,248	\$1,254,425.57	\$1,300,275.54	\$1,771.56	1.63%
MBS	3137AHEQ7	FHR 3956 DJ	10/15/2036	1,864,208	\$1,904,170.80	\$2,011,461.50	\$1,607.17	0.96%
			10/15/2036	3,585,016	\$3,666,462.79	\$3,872,074.37	\$3,807.39	1.18%
			10/15/2036	5,922,447	\$6,047,753.76	\$6,387,695.34	\$6,018.55	1.13%
MBS	3137AJ3V4	FHR 3954 PD	7/15/2041	1,672,251	\$1,645,849.75	\$1,680,917.10	\$3,228.24	2.30%
MBS	3137AJBR4	FHR 3958 DL	9/15/2029	1,612,310	\$1,650,484.96	\$1,761,006.54	\$1,434.57	0.98%
MBS	3137AJYX6	FHR 3977 AD	9/15/2029	847,954	\$864,848.49	\$907,295.97	\$1,103.02	1.46%
MBS	3137AK7K1	FHR 3982 AB	6/15/2036	1,624,941	\$1,653,613.08	\$1,889,621.79	\$145.90	0.09%

Asset Type	Cusip	Description	Maturity Date	Org Face/ Mat Amount	Curr Book Value	Invested Funds	Total Period Earnings	ROI
MBS	3137AKM99	FHR 3979 AD	6/15/2036	812,471	\$828,503.79	\$946,618.02	(\$36.93)	-0.05%
			8/15/2038	682,799	\$700,895.46	\$811,367.07	(\$918.21)	-1.36%
			8/15/2038	210,092	\$212,636.64	\$98,421.72	(\$134.33)	-1.64%
MBS	3137AKUB5	FHR 3981 CA	1/15/1938	528,316	\$539,641.52	\$566,455.55	\$524.48	1.11%
MBS	3137AMYK7	FHR 4011 KM	3/15/2022	421,008	\$425,643.38	\$448,635.01	\$422.49	1.13%
MBS	3137ASAG9	FHR 4077 BA	5/15/2042	1,092,826	\$1,072,889.41	\$1,112,253.93	\$2,730.28	2.95%
MBS	3137AYKR1	FHR 4161 AN	2/15/2023	219,663	\$219,696.86	\$15,204.83	\$17.63	1.39%
MBS	3137B1FV9	FHR 4191 NB	4/15/2043	2,262,867	\$2,128,603.86	\$2,214,953.41	\$10,407.80	5.64%
MBS	3137B4L61	FHR 4253 TD	7/15/2040	121,213	\$121,893.73	\$8,834.72	(\$45.57)	-6.19%
			7/15/2040	3,854,782	\$3,874,302.15	\$4,212,797.39	\$4,537.01	1.29%
			7/15/2040	1,224,799	\$1,231,455.66	\$1,339,039.94	\$1,409.09	1.26%
MBS	3137B5WC3	FHR 4267 AV	10/15/2026	2,381,376	\$2,405,008.81	\$3,045,264.30	\$1,269.34	0.50%
MBS	3137B7QN2	FHR 4298 PG	4/15/2043	7,821,916	\$7,970,245.50	\$8,278,128.54	\$13,781.14	2.00%
MBS	3137B84H7	FHR 4305 AL	10/15/1942	3,117,468	\$3,134,987.67	\$3,152,845.10	\$6,416.30	2.44%
MBS	3137B9CP8	FHR 4318 LH	6/15/2038	1,262,348	\$1,286,171.65	\$1,099,910.28	\$1,010.71	1.10%
MBS	3137BA6C1	FHR 4332 KE	9/15/2043	6,703,563	\$6,769,592.79	\$7,121,798.04	\$10,673.85	1.80%
MBS	3137BCHB7	FHR 4360 PA						

Asset Type	Cusip	Description	Maturity Date	Org Face/ Mat Amount	Curr Book Value	Invested Funds	Total Period Earnings	ROI
			5/15/2038	8,880,135	\$9,057,726.29	\$9,917,504.69	\$4,202.30	0.51%
MBS	3137BCZ76	FHR 4379 BH	10/15/2038	27,638,086	\$27,973,538.57	\$28,976,599.14	\$35,772.30	1.48%
MBS	3137BD4V5	FHR 4378 AD	2/15/2044	3,021,232	\$3,049,400.15	\$3,217,184.49	\$4,932.48	1.84%
MBS	3137BDER3	FHR 4388 MC	7/15/2044	6,700,624	\$6,757,369.10	\$7,121,888.67	\$11,370.92	1.92%
MBS	3137BDMU7	FHR 4389 AB	12/15/2043	11,691,860	\$11,871,496.45	\$12,447,480.11	\$20,830.81	2.01%
MBS	3137BDZW9	FHR 4387 KC	2/15/1939	5,157,435	\$5,225,255.68	\$5,722,079.19	\$6,820.41	1.43%
MBS	3137BDZX7	FHR 4387 KG	2/15/2039	815,472	\$835,715.12	\$915,832.31	\$447.12	0.59%
MBS	3137BEK45	FHR 4403 CA	10/15/2044	34,524,030	\$35,170,837.74	\$36,535,447.51	\$66,327.75	2.18%
MBS	3137BF4M0	FHR 4410 HA	5/15/2040	2,117,304	\$2,154,933.68	\$2,341,231.50	\$3,250.25	1.67%
MBS	3137BFAK7	FHR 4413 A	1/15/2041	3,554,203	\$3,618,520.84	\$531,235.04	(\$5,089.28)	-11.50%
MBS	3137BFB67	FHR 4413 HP	3/15/2040	25,431,795	\$26,276,961.59	\$27,982,833.33	\$24,553.60	1.05%
MBS	3137BFFV8	FHR 4423 A	10/15/2039	9,662,279	\$9,916,938.51	\$10,242,160.40	\$21,339.53	2.50%
MBS	3137BHGR2	FHR 4463 MG	7/15/2043	391,784	\$400,047.86	\$28,040.02	(\$356.13)	-15.24%
MBS	3137BHTG2	FHR 4459 DA	10/15/2035	5,072,183	\$5,292,386.49	\$5,668,826.24	\$5,903.10	1.25%
			10/15/2035	501,660	\$523,515.45	\$560,729.74	\$601.02	1.29%
MBS	3137BHU21	FHR 4459 NA						

Asset Type	Cusip	Description	Maturity Date	Org Face/ Mat Amount	Curr Book Value	Invested Funds	Total Period Earnings	ROI
MBS	3137BJ3Q4	FHR 4476 B	11/15/2024	3,433,892	\$3,504,598.25	\$3,949,576.75	\$4,723.73	1.44%
			5/15/2045	6,650,074	\$6,690,899.17	\$6,899,321.23	\$9,901.31	1.72%
MBS	3137BJ6P3	FHR 4478 PC	5/15/2045	8,386,184	\$8,422,607.95	\$8,742,790.84	\$12,689.59	1.74%
MBS	3137BJDB6	FHR 4470 MC	7/15/2044	17,018,348	\$17,021,340.13	\$17,877,447.51	\$29,460.99	1.98%
MBS	3137BJSV6	FHR 4486 PA	3/15/2044	11,412,497	\$11,643,957.91	\$11,813,317.04	\$22,804.42	2.32%
MBS	3137BKSP6	FHR 4491 AP	9/15/2040	22,265,991	\$22,347,631.10	\$23,678,635.56	\$43,039.54	2.18%
MBS	3137BKTH3	FHR 4491 P	7/15/2045	29,434,505	\$29,589,606.45	\$31,330,642.96	\$53,536.19	2.05%
MBS	3137BMAT3	FHR 4538 AC	12/15/2045	38,588,477	\$39,342,058.02	\$39,885,264.06	\$82,974.99	2.50%
MBS	3137BMA29	FHR 4538 DB	12/15/2045	41,660,145	\$42,461,487.38	\$44,686,229.76	\$62,749.06	1.69%
MBS	3137BMNL6	FHR 4546 TH	12/15/2045	47,186,046	\$47,501,877.43	\$47,982,074.32	\$91,361.27	2.28%
MBS	3137BN3B8	FHR 4550 TA	1/15/2045	118,333,855	\$118,473,409.89	\$119,660,520.42	\$196,605.16	1.97%
MBS	3137BQNY9	FHR 4596 HA	11/15/2045	119,292,244	\$122,257,133.63	\$123,466,129.47	\$145,859.14	1.42%
MBS	3137GALA3	FHR 3736 QB	5/15/2037	2,040,088	\$2,062,323.09	\$2,572,459.37	\$1,641.79	0.77%
MBS	3137GAQK6	FHR 3740 KC	7/15/2037	195,408	\$198,243.64	\$284,929.21	(\$406.81)	-1.71%
MBS	31392JGL7	FNR 2003-14 AT	3/25/2033	57,448	\$60,300.73	\$63,185.68	\$51.58	0.98%

Asset Type	Cusip	Description	Maturity Date	Org Face/ Mat Amount	Curr Book Value	Invested Funds	Total Period Earnings	ROI
MBS	31393CG80	FNR 2003-57 NA	6/25/2018	1,075,149	\$1,101,846.90	\$1,193,151.09	\$1,148.46	1.16%
MBS	31393D6A4	FNR 2003-76 YA	7/25/1933	37,131	\$37,287.86	\$39,021.66	\$102.71	3.16%
MBS	31393KYC3	FHR 2574 HP	2/15/2018	892,959	\$912,355.01	\$995,228.29	\$835.23	1.01%
MBS	31393PEM2	FHR 2595 HT	3/15/2023	2,631,425	\$2,734,914.04	\$2,820,576.92	\$3,945.60	1.68%
MBS	31393RMU1	FHR 2636 D	6/15/2018	802,673	\$819,429.76	\$881,131.15	\$877.63	1.20%
MBS	31394ARY4	FNR 2004-61 ZG	1/25/2033	1,047,276	\$1,083,842.90	\$1,159,690.63	\$1,598.87	1.65%
MBS	31394AWF9	FNR 2004-60 JE	4/25/2034	948,978	\$979,488.14	\$1,010,620.17	\$2,459.43	2.92%
MBS	31394B4Y7	FNR 2005-5 PK	12/25/1934	361,093	\$378,423.27	\$395,731.03	\$449.22	1.36%
MBS	31394D4X5	FNR 2005-47 HK	6/25/2020	3,689,404	\$3,782,251.90	\$4,028,484.17	\$4,413.78	1.31%
MBS	31395D2S7	FNR 2006-54 OD	6/25/2035	424,165	\$424,858.42	\$505,916.78	\$1,616.32	3.83%
MBS	31395FAX2	FHR 2836 L	4/15/2034	790,571	\$817,990.74	\$871,783.78	\$947.94	1.30%
MBS	31395MQ51	FHR 2935 DC	2/15/2020	803,444	\$822,036.41	\$863,758.26	\$1,005.33	1.40%
MBS	31395RRM2	FHR 2968 MD	12/15/2033	476,924	\$484,357.69	\$539,769.06	\$1,134.19	2.52%
MBS	31396ABX1	FHR 3033 CI	1/15/2035	1,459,407	\$1,499,215.73	\$1,598,461.07	\$2,721.25	2.04%
MBS	31396CSM3	FHR 3048 PC						

Asset Type	Cusip	Description	Maturity Date	Org Face/ Mat Amount	Curr Book Value	Invested Funds	Total Period Earnings	ROI
			3/15/2035	228,567	\$238,182.77	\$303,664.30	(\$1,534.72)	-6.06%
MBS	31396QHD4	FNR 2009-47 MT	7/25/2039	2,038,353	\$2,264,841.54	\$2,364,599.31	\$2,373.95	1.20%
MBS	31396QHH5	FNR 2009-47 PG	7/25/2039	1,016,636	\$1,064,707.63	\$1,118,078.81	\$1,229.18	1.32%
MBS	31396VJT6	FNR 2007-30 MA	2/25/2037	104,841	\$109,741.84	\$113,938.07	\$149.49	1.57%
MBS	31396VMM7	FNR 2007-35 DE	2/25/2036	2,279,654	\$2,336,351.99	\$2,587,306.19	\$2,456.40	1.14%
MBS	31396YB68	FNR 2008-15 JN	2/25/2023	196,011	\$201,779.88	\$213,718.21	\$230.77	1.30%
MBS	31396YG30	FNR 2008-29 BG	12/25/2035	2,087,119	\$2,136,374.74	\$2,317,554.97	\$2,472.13	1.28%
MBS	31396YH21	FNR 2008-29 CA	9/25/1935	1,082,792	\$1,100,192.06	\$1,204,352.81	\$2,003.27	2.00%
MBS	31397AKP7	FHR 3204 NW	1/15/2025	356,006	\$359,194.34	\$505,033.72	\$86.23	0.20%
MBS	31397GZL7	FHR 3317 PG	4/15/2036	825,290	\$840,172.42	\$955,552.66	\$1,297.21	1.63%
MBS	31397J5D2	FHR 3331 NV	6/15/2029	616,785	\$626,717.50	\$816,124.40	(\$476.73)	-0.70%
MBS	31397NE50	FNR 2009-31 A	2/25/2024	833,230	\$845,795.99	\$921,062.62	\$1,128.38	1.47%
MBS	31397NEN1	FNR 2009-13 NX	3/25/2024	553,244	\$576,135.95	\$602,335.64	\$623.62	1.24%
MBS	31397NFD2	FNR 2009-17 PM	3/25/2039	1,275,075	\$1,338,641.18	\$1,380,252.61	\$2,293.35	1.99%
MBS	31397NJL0	FNR 2009-14 PE	3/25/2024	1,047,854	\$1,096,329.96	\$1,130,077.75	\$1,768.48	1.88%

Asset Type	Cusip	Description	Maturity Date	Org Face/ Mat Amount	Curr Book Value	Invested Funds	Total Period Earnings	ROI
MBS	31397Q2U1	FNR 2010-158 HD	1/25/1938	1,323,894	\$1,341,267.55	\$1,456,590.85	\$1,422.72	1.17%
MBS	31397Q6K9	FNR 2011-20 PA	3/25/2039	685,451	\$706,386.25	\$750,438.63	\$883.69	1.41%
MBS	31397QDR6	FNR 2010-150 VU	11/25/2023	343,276	\$346,412.90	\$624,345.74	(\$1,187.73)	-2.28%
MBS	31397QE20	FNR 2011-17 EG	7/25/2025	220,118	\$224,746.25	\$237,923.14	\$292.55	1.48%
MBS	31397QE38	FNR 2011-17 EK	7/25/2025	316,716	\$324,032.14	\$343,051.93	\$430.49	1.51%
MBS	31397QJH2	FNR 2011-8 AV	1/25/1930	6,000,000	\$6,169,200.00	\$6,176,250.00	\$12,950.00	2.52%
MBS	31397QKB3	FNR 2011-8 VG	12/25/2023	3,791,813	\$3,844,938.38	\$4,850,022.72	(\$4,739.87)	-1.17%
MBS	31397QKZ0	FNR 2011-4 JP	6/25/2039	0	\$0.00	\$225,313.03	(\$1,104.51)	-5.88%
MBS	31397QNA2	FNR 2011-5 UN	2/25/2021	4,972,688	\$5,104,862.05	\$5,315,680.28	\$6,859.93	1.55%
MBS	31397QNG9	FNR 2011-9 AV	4/25/2020	2,288,036	\$2,341,129.42	\$2,399,890.88	\$3,334.27	1.67%
MBS	31397QP28	FNR 2011-19 KC	4/25/2025	674,443	\$688,507.55	\$744,459.38	\$824.17	1.33%
MBS	31397QQT8	FNR 2011-10 CA	11/25/2037	3,867,549	\$3,895,249.26	\$5,283,275.60	\$4,231.76	0.96%
MBS	31397QT99	FNR 2010-151 QA	7/25/2028	3,216,401	\$3,250,726.43	\$4,164,810.47	(\$536.28)	-0.15%
MBS	31397QUQ9	FNR 2011-6 BA	6/25/2020	362,933	\$368,030.19	\$389,188.30	\$523.72	1.61%
MBS	31397QXD5	FNR 2011-15 VE						

Asset Type	Cusip	Description	Maturity Date	Org Face/ Mat Amount	Curr Book Value	Invested Funds	Total Period Earnings	ROI
			9/25/2029	5,319,490	\$5,385,203.21	\$5,652,110.34	\$10,948.70	2.32%
MBS	31397SDQ4	FNR 2011-23 A	12/25/2036	2,697,680	\$2,740,090.39	\$3,693,293.89	(\$3,710.39)	-1.21%
MBS	31397SEU4	FNR 2011-26 DA	6/25/2024	626,457	\$637,484.12	\$680,874.41	\$609.89	1.07%
MBS	31397SGM0	FNR 2011-27 JQ	9/25/2039	1,995,271	\$2,053,590.63	\$1,846,961.25	\$1,053.46	0.68%
MBS	31397SH49	FNR 2011-46 MB	9/25/2039	611,510	\$627,722.59	\$677,561.91	\$733.69	1.30%
MBS	31397SHW7	FNR 2011-31 DA	6/25/2037	1,245,120	\$1,268,413.32	\$1,380,114.69	\$1,511.72	1.31%
MBS	31397SU85	FNR 2011-37 LB	11/25/2028	726,905	\$742,012.51	\$660,840.19	\$494.07	0.90%
MBS	31397SXE9	FNR 2011-40 DB	4/25/2039	125,744	\$127,646.28	\$112,964.73	\$135.87	1.44%
MBS	31397SZT4	FNR 2011-42 DG	9/25/2039	6,848,054	\$7,017,778.92	\$7,612,229.24	\$7,248.08	1.14%
MBS	31397UA74	FNR 2011-58 ME	11/25/2028	965,022	\$983,667.39	\$1,093,280.30	\$513.73	0.56%
MBS	31397UDL0	FNR 2011-52 LA	3/25/2039	195,489	\$198,141.11	\$176,912.52	\$208.95	1.42%
MBS	31397UFG9	FNR 2011-48 VJ	4/25/2040	6,785,917	\$7,194,730.14	\$7,414,820.96	\$11,952.21	1.93%
MBS	31397UGT0	FNR 2011-49 CA	5/25/2040	826,269	\$836,858.66	\$1,103,293.02	\$150.85	0.16%
MBS	31397UXX0	FNR 2011-61 VB	12/25/2028	273,318	\$275,836.02	\$326,801.97	\$321.90	1.18%
MBS	31398CXT0	FHR 3530 A	4/25/2040	3,664,195	\$3,766,199.03	\$4,038,053.88	\$5,321.53	1.58%

Asset Type	Cusip	Description	Maturity Date	Org Face/ Mat Amount	Curr Book Value	Invested Funds	Total Period Earnings	ROI
MBS	31398EP81	FHR 3549 AW	5/15/2024	1,433,000	\$1,479,199.53	\$1,557,920.17	\$2,227.52	1.72%
MBS	31398EP81	FHR 3549 AW	7/15/2039	449,725	\$479,804.69	\$506,218.53	\$104.87	0.25%
MBS	31398F358	FNR 2009-88 CB	11/25/2039	4,926,657	\$5,188,899.44	\$5,215,381.47	\$16,089.10	3.70%
MBS	31398FDW8	FNR 2009-85 BA	8/25/2024	991,768	\$1,018,570.64	\$1,057,861.02	\$1,245.97	1.41%
MBS	31398FDY4	FNR 2009-85 BD	8/25/2024	620,139	\$639,726.52	\$664,788.74	\$552.77	1.00%
MBS	31398GDZ9	FNR 2009-100 PN	11/25/2039	848,647	\$920,568.67	\$945,782.64	\$1,536.82	1.95%
MBS	31398GQ93	FNR 2010-1 TC	8/25/2039	576,149	\$595,241.54	\$651,385.14	\$121.21	0.22%
MBS	31398GZP7	FNR 2010-12 DY	2/25/2025	387,333	\$411,205.41	\$423,482.00	\$413.86	1.17%
MBS	31398J6T5	FHR 3562 AW	8/15/2039	708,233	\$753,773.83	\$788,726.18	\$595.23	0.91%
MBS	31398KZB9	FHR 3598 MA	11/15/1938	0	\$0.00	\$97,520.17	(\$127.47)	-1.57%
MBS	31398M5D4	FNR 2010-32 HV	7/25/2028	99,809	\$99,992.93	\$175,263.51	\$314.40	2.15%
MBS	31398MAQ9	FNR 2010-9 EA	1/25/2024	511,962	\$522,897.42	\$541,979.21	\$782.76	1.73%
MBS	31398N5Q3	FNR 2010-133 A	5/25/1938	10,034,958	\$10,497,048.13	\$10,939,360.47	\$11,828.54	1.30%
MBS	31398NLS1	FNR 2010-106 BD	5/25/1938	590,493	\$615,410.16	\$641,526.39	\$607.06	1.14%
MBS	31398NLS1	FNR 2010-106 BD	9/25/2020	367,766	\$373,507.93	\$388,764.53	\$471.33	1.45%
MBS	31398NQC1	FNR 2010-116 AC						

Asset Type	Cusip	Description	Maturity Date	Org Face/ Mat Amount	Curr Book Value	Invested Funds	Total Period Earnings	ROI
			7/25/1939	6,669,538	\$6,840,424.90	\$7,220,395.87	\$12,077.45	2.01%
MBS	31398NQF4	FNR 2010-116 AM	7/25/1939	7,008,744	\$7,115,595.81	\$7,752,227.16	\$13,920.82	2.15%
MBS	31398NW75	FNR 2010-123 HA	3/25/2024	886,743	\$896,706.55	\$967,369.02	\$1,000.85	1.24%
MBS	31398NWX8	FNR 2010-111 AE	4/25/2038	4,537,168	\$4,664,644.23	\$5,047,033.52	\$2,570.60	0.61%
MBS	31398PJC4	FNR 2010-35 WA	9/25/2024	482,818	\$494,474.05	\$536,796.43	\$388.20	0.87%
MBS	31398PK65	FNR 2010-48 AP	6/25/2039	650,634	\$655,642.60	\$714,926.29	\$1,840.34	3.09%
MBS	31398PTT6	FNR 2010-42 AC	10/25/2024	1,019,174	\$1,052,938.66	\$1,096,253.72	\$1,474.50	1.61%
MBS	31398PVW6	FNR 2010-44 PA	9/25/2039	448,972	\$453,710.55	\$468,492.61	\$1,386.20	3.55%
MBS	31398QQG5	FHR 3681 BA	5/15/2020	5,904,034	\$5,944,744.28	\$6,402,401.88	\$8,214.62	1.54%
MBS	31398QTE7	FHR 3747 HG	7/15/2037	118,364	\$118,992.67	\$8,561.00	(\$33.08)	-4.64%
MBS	31398QTH0	FHR 3747 HK	7/15/2037	4,934,507	\$4,988,164.38	\$5,384,499.96	\$5,476.97	1.22%
MBS	31398QTK3	FHR 3747 HM	7/15/2037	1,897,826	\$1,926,524.53	\$2,080,067.82	\$1,848.36	1.07%
MBS	31398RE76	FNR 2010-57 DP	8/25/2039	189,277	\$190,286.98	\$303,853.29	\$87.35	0.34%
MBS	31398RLV5	FNR 2010-65 AD	9/25/2020	299,386	\$305,587.21	\$320,922.69	\$410.02	1.53%
MBS	31398RT39	FNR 2010-64 AD	12/25/2020	1,652,484	\$1,689,767.78	\$1,768,160.36	\$2,225.27	1.51%

Asset Type	Cusip	Description	Maturity Date	Org Face/ Mat Amount	Curr Book Value	Invested Funds	Total Period Earnings	ROI
MBS	31398SC43	FNR 2010-144 YA	11/25/2023	578,477	\$586,357.52	\$642,719.27	\$620.83	1.16%
MBS	31398SRU9	FNR 2010-143 AG	11/25/2023	457,656	\$464,278.08	\$509,021.79	\$337.44	0.80%
MBS	31398STH6	FNR 2010-136 PA	12/25/1938	845,565	\$871,684.35	\$913,251.99	\$759.99	1.00%
MBS	31398SV83	FNR 2010-154 MK	5/25/1938	5,564,697	\$5,753,796.60	\$5,960,215.54	\$7,598.00	1.53%
MBS	31398T4E8	FNR 2010-99 JU	7/25/1939	4,341,159	\$4,409,065.80	\$4,934,431.82	\$1,875.13	0.46%
MBS	31398T6U0	FNR 2010-113 GA	8/25/2040	29,498,545	\$30,200,610.69	\$32,211,130.36	\$29,484.19	1.10%
MBS	31398T6Z9	FNR 2010-113 LA	7/25/1939	7,437,054	\$7,564,078.88	\$8,232,011.79	\$12,952.99	1.89%
MBS	31398TPN5	FNR 2010-89 PG	7/25/1939	6,999,672	\$7,106,417.00	\$7,823,225.82	\$12,512.90	1.92%
MBS	31398TUF6	FNR 2010-83 AK	12/25/2039	9,842,141	\$10,054,272.20	\$10,771,848.64	\$4,155.25	0.46%
MBS	31398VEK8	FHR 3645 EH	11/25/2018	245,192	\$248,578.68	\$267,329.12	\$361.13	1.62%
MBS	31398VTN6	FHR 3659 BC	12/15/2020	1,217,512	\$1,243,018.69	\$1,308,681.54	\$1,532.09	1.40%
MBS	31398VVQ6	FHR 3659 VB	11/15/2034	450,330	\$451,785.22	\$745,681.25	\$1,036.38	1.67%
MBS	31398WRG1	FHR 3632 CA	1/15/2037	7,834,630	\$8,093,945.42	\$8,667,143.82	\$9,318.85	1.29%
MBS	31402AUQ7	FN 723391	6/15/1938	17,424,330	\$17,665,747.72	\$3,280,545.55	(\$16,415.26)	-6.00%
				0	\$0.00	\$0.00	\$14,771.74	

Asset Type	Cusip	Description	Maturity Date	Org Face/ Mat Amount	Curr Book Value	Invested Funds	Total Period Earnings	ROI
				0	\$0.00	\$0.00	\$14,771.74	
MBS	31402EKV9	FN 726708		0	\$0.00	\$0.00	\$1,166.47	
				0	\$0.00	\$0.00	\$1,166.47	
MBS	31402EKY3	FN 726711		0	\$0.00	\$0.00	\$88.54	
				0	\$0.00	\$0.00	\$88.54	
MBS	31402NDN5	FN 733709		0	\$0.00	\$0.00	\$5,563.19	
				0	\$0.00	\$0.00	\$5,563.19	
MBS	31402NFK9	FN 733770		0	\$0.00	\$0.00	\$4,766.61	
				0	\$0.00	\$0.00	\$4,766.61	
MBS	31402NHC5	FN 733827		0	\$0.00	\$0.00	\$1,619.96	
				0	\$0.00	\$0.00	\$1,619.96	
MBS	31402RU31	FN 736002		0	\$0.00	\$0.00	\$84.86	
				0	\$0.00	\$0.00	\$84.86	
MBS	31402TAY1	FN 737223		0	\$0.00	\$0.00	\$463.35	
				0	\$0.00	\$0.00	\$463.35	
MBS	31402TEK7	FN 737338		0	\$0.00	\$0.00	\$339.13	
				0	\$0.00	\$0.00	\$339.13	
MBS	31402TP41	FN 737643		0	\$0.00	\$0.00	\$2,367.72	
				0	\$0.00	\$0.00	\$2,367.72	
MBS	31402VCS7	FN 739081						

Asset Type	Cusip	Description	Maturity Date	Org Face/ Mat Amount	Curr Book Value	Invested Funds	Total Period Earnings	ROI
				0	\$0.00	\$0.00	\$972.45	
				0	\$0.00	\$0.00	\$972.45	
MBS	31402VEB2	FN 739130		0	\$0.00	\$0.00	\$251.70	
				0	\$0.00	\$0.00	\$251.70	
MBS	31402VF88	FN 739191		0	\$0.00	\$0.00	\$191.49	
				0	\$0.00	\$0.00	\$191.49	
MBS	31402VGH7	FN 739200		0	\$0.00	\$0.00	\$420.27	
				0	\$0.00	\$0.00	\$420.27	
MBS	31402VHL7	FN 739235		0	\$0.00	\$0.00	\$372.78	
				0	\$0.00	\$0.00	\$372.78	
MBS	31402VJ27	FN 739281		0	\$0.00	\$0.00	\$496.73	
				0	\$0.00	\$0.00	\$496.73	
MBS	31402VLR9	FN 739336		0	\$0.00	\$0.00	\$430.25	
				0	\$0.00	\$0.00	\$430.25	
MBS	31402VPC8	FN 739419		0	\$0.00	\$0.00	\$662.01	
				0	\$0.00	\$0.00	\$662.01	
MBS	31402VQV5	FN 739468		0	\$0.00	\$0.00	\$519.15	1.78%
			10/1/2018	325,846	\$333,749.34	\$350,286.39	\$519.15	1.78%
MBS	31402YB37	FN 741758		0	\$0.00	\$0.00	\$157.99	
				0	\$0.00	\$0.00	\$157.99	
MBS	31402YB60	FN 741761		0	\$0.00	\$0.00	\$157.99	

Asset Type	Cusip	Description	Maturity Date	Org Face/ Mat Amount	Curr Book Value	Invested Funds	Total Period Earnings	ROI
				0	\$0.00	\$0.00	\$57.49	
				0	\$0.00	\$0.00	\$57.49	
MBS	31402YB94	FN 741764	10/1/2018	0	\$0.00	\$16,082.26	(\$294.21)	-21.95%
MBS	31402YBX1	FN 741754		0	\$0.00	\$0.00	(\$511.97)	
				0	\$0.00	\$0.00	(\$511.97)	
MBS	31402YCD4	FN 741768	10/1/2018	140,960	\$144,378.75	\$151,577.24	\$223.64	1.77%
MBS	31402YCG7	FN 741771	10/1/2018	51,859	\$52,886.17	\$58,492.41	(\$89.55)	-1.84%
MBS	31402YCL6	FN 741775	10/1/2018	164,860	\$168,872.35	\$177,776.34	\$260.00	1.76%
MBS	31402YCS1	FN 741781	10/1/2018	76,758	\$78,627.62	\$81,841.53	\$143.38	2.10%
MBS	31402YCW2	FN 741785	10/1/2018	202,637	\$207,533.75	\$218,824.91	\$290.03	1.59%
MBS	31402YCZ5	FN 741788	10/1/2018	79,037	\$80,962.75	\$84,249.94	\$148.10	2.11%
MBS	31410LSV5	FN 890732	4/1/2025	1,648,090	\$1,707,629.27	\$1,854,491.21	\$226.05	0.15%
MBS	31418MPSS	FN AD0432	12/1/2020	704,179	\$735,726.32	\$764,726.48	\$868.95	1.36%
MBS	38373ALV6	GNR 2009-65 LE	7/16/2039	246,980	\$267,965.87	\$272,347.02	\$592.56	2.61%
MBS	383742M26	GNR 2008-34 PE	8/20/2037	83,965	\$84,628.10	\$110,808.42	\$85.49	0.93%
MBS	383742N82	GNR 2008-34 PC	9/20/2037	270,043	\$272,254.88	\$310,828.33	\$573.37	2.21%

Asset Type	Cusip	Description	Maturity Date	Org Face/ Mat Amount	Curr Book Value	Invested Funds	Total Period Earnings	ROI
MBS	38374LRK9	GNR 2005-47 QC	11/20/2032	621,911	\$640,065.34	\$702,050.96	\$128.16	0.22%
MBS	38374TYR9	GNR 2009-31 DA	8/20/2038	32,444,078	\$34,149,933.55	\$35,624,556.31	\$31,057.19	1.05%
MBS	38374UYW5	GNR 2009-42 EP	9/20/2038	157,762	\$159,043.58	\$187,359.24	\$296.22	1.90%
MBS	38374YWC3	GNR 2010-85 NK	1/20/1938	272,344	\$277,840.92	\$291,404.55	\$350.36	1.44%
MBS	38374YYK3	GNR 2010-95 PC	12/20/2036	1,676,683	\$1,676,683.40	\$2,416,855.70	\$9,063.21	4.50%
MBS	38376C5H8	GNR 2009-96 GA	4/16/2039	222,553	\$236,406.56	\$247,281.82	\$94.98	0.46%
MBS	38376CQA0	GNR 2009-75 JD	8/16/2039	108,630	\$115,156.71	\$117,750.60	\$228.63	2.33%
MBS	38376CRR2	GNR 2009-77 KC	5/20/1938	536,598	\$551,053.83	\$588,001.36	\$746.02	1.52%
MBS	38376GP46	GNR 2011-49 A	7/16/2038	712,951	\$717,235.89	\$830,256.82	\$557.91	0.81%
			7/16/2038	2,049,972	\$2,060,044.11	\$2,385,004.87	\$1,616.27	0.81%
MBS	38376GP53	GNR 2011-49 AB	1/16/2034	6,573	\$6,572.54	\$36,829.35	\$85.94	2.80%
			1/16/2034	530,568	\$530,568.17	\$2,973,049.75	\$6,937.12	2.80%
MBS	38376GU73	GNR 2011-78 AB	2/16/2039	0	\$0.00	\$4,666,157.96	\$822.82	0.21%
MBS	38376J4M3	GNR 2009-123 JT	12/20/1938	679,044	\$709,896.78	\$739,780.94	\$986.75	1.60%
MBS	38376K3A7	GNR 2009-94 NK	4/20/2037	0	\$0.00	\$14,844.74	\$12.62	1.02%
MBS	38376K5G2	GNR 2009-94 LD						

Asset Type	Cusip	Description	Maturity Date	Org Face/ Mat Amount	Curr Book Value	Invested Funds	Total Period Earnings	ROI
			12/16/2018	342,061	\$345,846.03	\$369,565.98	\$444.73	1.44%
MBS	38376KKX8	GNR 2009-93 HB						
			9/16/2039	1,221,351	\$1,260,985.16	\$1,283,677.66	\$2,353.22	2.20%
MBS	38376LUV9	GNR 2011-80 NH						
			5/16/1938	1,342,295	\$1,352,527.34	\$1,444,665.86	\$1,731.77	1.44%
MBS	38376PK82	GNR 2009-116 MK						
			11/16/1938	300,571	\$315,667.36	\$327,912.89	\$412.26	1.51%
MBS	38376PR85	GNR 2009-116 KG						
			8/20/2037	39,263	\$39,385.23	\$3,063.97	(\$11.23)	-4.40%
MBS	38376TBF8	GNR 2010-12 DA						
			1/16/1940	197,054	\$213,792.58	\$216,341.88	\$539.32	2.99%
MBS	38376TNW8	GNR 2010-3 EV						
			12/20/1939	1,260,230	\$1,283,226.77	\$1,348,888.46	\$1,894.96	1.69%
MBS	38376W6A8	GNR 2010-33 LK						
			2/20/1938	417,624	\$429,257.69	\$457,576.27	\$348.03	0.91%
MBS	38376XHC0	GNR 2010-32 AK						
			5/20/1939	524,422	\$544,984.67	\$567,122.03	\$1,021.65	2.16%
MBS	38376YFH9	GNR 2010-46 CK						
			3/20/1939	345,178	\$359,971.12	\$377,723.93	\$549.40	1.75%
MBS	38377DXY7	GNR 2010-104 NG						
			7/20/1938	549,924	\$557,949.25	\$357,648.24	\$278.67	0.94%
MBS	38377FY54	GNR 2010-73 CA						
			8/20/1935	486,290	\$501,625.63	\$534,825.04	\$396.69	0.89%
MBS	38377JQD8	GNR 2010-98 DG						
			9/20/2038	5,000,000	\$5,300,010.00	\$5,309,625.00	\$9,135.00	2.06%
MBS	38377LC22	GNR 2010-139 PV						
			12/20/2038	5,180,284	\$5,411,874.07	\$5,653,343.46	\$6,301.83	1.34%
MBS	38377LJ33	GNR 2010-130 LB						
			11/16/1938	3,391,180	\$3,519,223.84	\$3,762,193.43	\$1,626.04	0.52%

Asset Type	Cusip	Description	Maturity Date	Org Face/ Mat Amount	Curr Book Value	Invested Funds	Total Period Earnings	ROI
MBS	38377LN38	GNR 2010-130 LG	11/16/2038	191,297	\$195,252.07	\$208,599.53	\$279.97	1.61%
MBS	38377MNH5	GNR 2010-138 PD	8/20/1938	1,469,559	\$1,517,750.54	\$1,603,914.56	\$1,474.52	1.10%
MBS	38377M5G2	GNR 2010-144 PA	9/16/1940	479,314	\$490,023.20	\$499,394.91	\$870.33	2.09%
MBS	38377N3U6	GNR 2010-164 LK	10/20/1938	372,556	\$385,744.43	\$402,324.08	\$543.97	1.62%
MBS	38377RKY0	GNR 2010-160 A	6/20/1937	1,486,110	\$1,495,429.71	\$2,014,398.44	\$1,754.39	1.05%
MBS	38377RSZ9	GNR 2010-162 PQ	6/16/1939	786,727	\$817,731.49	\$863,938.63	\$885.40	1.23%
MBS	38377TG70	GNR 2011-19 WA	9/20/1939	324,808	\$329,837.32	\$335,915.62	\$923.45	3.30%
MBS	38377TR29	GNR 2011-24 NP	4/20/1939	4,139,083	\$4,286,200.01	\$4,505,980.15	\$5,275.07	1.40%
MBS	38377YPG9	GNR 2011-138 PN	6/20/2041	336,404	\$340,477.56	\$342,266.74	\$715.53	2.51%
MBS	38378BAA7	GNR 2011-165 A	10/16/2037	1,721,417	\$1,735,312.23	\$1,741,029.16	\$2,706.94	1.87%
MBS	38378BDE6	GNR 2012-19 AB	3/16/2034	3,469,272	\$3,474,163.67	\$6,430,556.27	\$2,633.78	0.49%
MBS	38378BRK7	GNR 2012-55 A	8/16/2033	4,290,244	\$4,297,268.43	\$4,751,045.14	\$4,666.22	1.18%
MBS	38378BRT8	GNR 2012-44 A	8/16/2033	791,419	\$792,827.05	\$876,398.10	\$997.62	1.37%
MBS	38378BUJ6	GNR 2012-70 A	4/16/2041	2,706,524	\$2,723,064.45	\$3,112,254.19	\$2,574.89	0.99%
MBS	38378BUJ6	GNR 2012-70 A	5/16/2042	1,680,309	\$1,686,740.99	\$1,699,379.71	\$2,032.20	1.44%

Asset Type	Cusip	Description	Maturity Date	Org Face/ Mat Amount	Curr Book Value	Invested Funds	Total Period Earnings	ROI
MBS	38378C2V8	GNR 2012-24 MK	11/20/2039	1,378,884	\$1,401,350.02	\$1,475,122.28	\$2,087.20	1.70%
MBS	38378DJ55	GNR 2012-31 QJ	12/20/2039	496,762	\$502,242.12	\$539,639.76	\$739.41	1.64%
			12/20/2039	1,015,109	\$1,025,365.97	\$1,101,828.40	\$1,468.73	1.60%
MBS	38378DRZ0	GNR 2012-38 DK	8/20/2037	1,525,260	\$1,542,471.46	\$1,643,503.35	\$1,715.19	1.25%
MBS	38378DY33	GNR 2012-32 CA	7/20/1940	2,402,058	\$2,463,440.85	\$1,999,705.60	\$1,901.99	1.14%
MBS	38378KGV5	GNR 2013-57 A	6/16/2037	12,151,896	\$12,066,022.16	\$12,105,377.88	\$15,224.90	1.51%
MBS	38379CDY9	GNR 2014-81 EH	12/20/2042	522,580	\$525,918.78	\$562,735.03	\$800.91	1.71%
MBS	38379HUQ6	GNR 2014-188 QC	9/20/2044	3,146,893	\$3,148,067.74	\$3,391,268.64	\$4,858.61	1.72%
MBS Totals:					\$1,339,551,630.92	\$1,386,625,721.45	\$1,930,268.90	1.67%

Asset Type	Cusip	Description	Maturity Date	Org Face/ Mat Amount	Curr Book Value	Invested Funds	Total Period Earnings	ROI
				Report Totals:	\$7,807,192,747.32	\$3,411,450,027.40	\$3,554,379.93	1.25%

Summary Consolidated ROI Report

Start Date: 10/1/2016
End Date: 10/31/2016

Instrument	Total Earnings	Invested Funds	ROI
CP	\$1,488,781.00	\$1,722,500,853.01	1.04%
DDA	\$212,392.55	\$367,265,070.72	0.69%
MBS	\$1,835,377.05	\$1,241,559,983.04	1.77%
MMkt	\$36,148.46	\$79,344,952.05	0.55%
Muni	\$4,175.18	\$4,630,048.44	1.08%
	\$3,576,874.24	\$3,415,300,907.26	1.26%

Consolidated ROI Report

Validated Through: 10/31/2016

Asset Type	Cusip	Description	Maturity Date	Org Face/ Mat Amount	Curr Book Value	Invested Funds	Total Period Earnings	ROI
CP	1513E2K34	CENTEN CP 10/03/16	10/3/2016	5,000,000	\$5,000,000.00	\$332,976.85	\$305.56	1.10%
CP	1513E2K75	CENTEN O 10/07/16	10/7/2016	29,000,000	\$29,000,000.00	\$3,866,258.52	\$3,061.11	0.95%
CP	1513E2KE0	CENTEN O 10/14/16	10/14/2016	10,000,000	\$10,000,000.00	\$4,327,772.22	\$3,972.22	1.10%
CP	1513E2KU4	CENTEN O 10/28/16	10/28/2016	50,000,000	\$50,000,000.00	\$44,960,125.00	\$41,250.00	1.10%
CP	1513E2LE9	CENTEN O 11/14/16	11/14/2016	29,000,000	\$29,000,000.00	\$24,138,606.48	\$22,152.78	1.10%
			11/14/2016	10,000,000	\$10,000,000.00	\$4,995,722.22	\$4,583.34	1.10%
			11/14/2016	25,000,000	\$25,000,000.00	\$15,817,851.85	\$14,513.89	1.10%
CP	1513E2LP4	CENTEN O 11/23/16	11/23/2016	20,000,000	\$20,000,000.00	\$20,626,395.37	\$19,805.55	1.15%
CP	1513E2LU3	CENTEN O 11/28/16	11/28/2016	21,000,000	\$21,000,000.00	\$21,647,196.67	\$21,700.00	1.20%
CP	16952MK61	CIMCHK CP 10/06/16	10/6/2016	95,750,000	\$95,750,000.00	\$15,942,507.99	\$13,963.54	1.05%
CP	16952MKB0	CIMCHK CP 10/11/16	10/11/2016	28,000,000	\$28,000,000.00	\$9,323,805.56	\$8,166.67	1.05%
CP	16952MKR5	CIMCHK O 10/25/16	10/25/2016	31,700,000	\$31,700,000.00	\$25,328,934.00	\$22,190.00	1.05%
CP	16952MKU8	CIMCHK O 10/28/16	10/28/2016	50,000,000	\$50,000,000.00	\$41,636,284.73	\$36,458.33	1.05%
CP	16952ML11	CIMCHK CP 11/01/16	11/1/2016	25,412,000	\$25,412,000.00	\$5,928,486.66	\$4,200.04	0.85%

Asset Type	Cusip	Description	Maturity Date	Org Face/ Mat Amount	Curr Book Value	Invested Funds	Total Period Earnings	ROI
CP	16952ML29	CIMCHK CP 11/02/16	11/2/2016	10,818,000	\$10,818,000.00	\$2,163,221.37	\$1,622.70	0.90%
CP	16952ML37	CIMCHK CP 11/03/16	11/3/2016	51,500,000	\$51,500,000.00	\$8,581,831.25	\$6,437.50	0.90%
CP	16952ML45	CIMCHK CP 11/04/16	11/4/2016	35,000,000	\$35,000,000.00	\$36,095,940.74	\$33,152.78	1.10%
			11/4/2016	41,700,000	\$41,700,000.00	\$38,884,809.83	\$34,055.00	1.05%
			11/4/2016	51,000,000	\$51,000,000.00	\$6,798,810.00	\$5,100.00	0.90%
CP	16952MLE3	CIMCHK 0 11/14/16	11/14/2016	23,750,000	\$23,750,000.00	\$21,348,875.00	\$19,593.75	1.10%
CP	16952MLU7	CIMCHK 0 11/28/16	11/28/2016	58,000,000	\$58,000,000.00	\$13,520,551.85	\$11,277.78	1.00%
			11/28/2016	6,270,000	\$6,270,000.00	\$1,670,374.45	\$1,393.33	1.00%
CP	16952MMN2	CIMCHK CP 12/22/16	12/22/2016	16,000,000	\$16,000,000.00	\$6,920,391.11	\$6,066.67	1.05%
CP	16953JK42	CHIPOW CP 10/04/16	10/4/2016	11,034,000	\$11,034,000.00	\$1,102,380.89	\$873.53	0.95%
CP	16953JK75	CHIPOW 0 10/07/16	10/7/2016	30,132,000	\$30,132,000.00	\$6,023,537.46	\$4,770.90	0.95%
CP	16953JKE0	CHIPOW CP 10/14/16	10/14/2016	31,913,000	\$31,913,000.00	\$13,818,383.67	\$10,947.93	0.95%
CP	16953JKT7	CHIPOW CP 10/27/16	10/27/2016	4,973,000	\$4,973,000.00	\$1,160,174.88	\$821.93	0.85%
CP	16953JKU4	CHIPOW 0 10/28/16	10/28/2016	75,000,000	\$75,000,000.00	\$62,454,427.08	\$54,687.50	1.05%
CP	16953JLE9	CHIPOW CP 11/14/16	11/14/2016	32,000,000	\$32,000,000.00	\$19,183,466.67	\$16,000.00	1.00%
			11/14/2016	25,000,000	\$25,000,000.00	\$6,662,972.22	\$5,277.78	0.95%
CP	16953JLF6	CHIPOW CP 11/15/16						

Asset Type	Cusip	Description	Maturity Date	Org Face/ Mat Amount	Curr Book Value	Invested Funds	Total Period Earnings	ROI
			11/15/2016	17,486,000	\$17,486,000.00	\$4,077,805.63	\$3,230.05	0.95%
CP	16953JLJ8	CHIPOW 0 11/18/16	11/18/2016	18,758,000	\$18,758,000.00	\$9,370,663.11	\$7,815.83	1.00%
			11/18/2016	30,000,000	\$30,000,000.00	\$12,989,166.67	\$10,833.33	1.00%
			11/18/2016	12,659,000	\$12,659,000.00	\$5,902,446.29	\$4,922.94	1.00%
CP	16953VKE3	CSCOHK CP 10/14/16	10/14/2016	50,000,000	\$50,000,000.00	\$21,649,212.96	\$18,055.56	1.00%
CP	16953VKK9	CSCOHK 0 10/19/16	10/19/2016	7,359,000	\$7,359,000.00	\$1,716,782.81	\$1,359.37	0.95%
CP	16953VKU7	CSCOHK CP 10/28/16	10/28/2016	50,000,000	\$50,000,000.00	\$23,324,712.96	\$18,472.22	0.95%
CP	16953VL36	CSCOHK 0 11/03/16	11/3/2016	24,500,000	\$24,500,000.00	\$4,082,579.05	\$3,232.64	0.95%
CP	16953VL44	CSCOHK CP 11/04/16	11/4/2016	29,000,000	\$29,000,000.00	\$3,865,990.00	\$2,900.00	0.90%
CP	16953VLJ1	CSCOHK CP 11/18/16	11/18/2016	27,000,000	\$27,000,000.00	\$10,791,300.00	\$9,000.00	1.00%
			11/18/2016	19,862,000	\$19,862,000.00	\$9,260,951.75	\$7,724.11	1.00%
CP	16953VLP7	CSCOHK CP 11/23/16	11/23/2016	8,400,000	\$8,400,000.00	\$8,663,797.33	\$7,595.00	1.05%
CP	16953VLU6	CSCOHK 0 11/28/16	11/28/2016	37,000,000	\$37,000,000.00	\$14,782,363.33	\$13,566.67	1.10%
CP	16953VML5	CSCOHK CP 12/20/16	12/20/2016	60,000,000	\$60,000,000.00	\$61,827,605.56	\$56,833.33	1.10%
CP	19214AKE8	COFBOC CP 10/14/16	10/14/2016	50,000,000	\$50,000,000.00	\$21,650,994.44	\$16,791.67	0.93%
CP	19214AKL2	COFBOC CP 10/20/16	10/20/2016	34,514,000	\$34,514,000.00	\$8,051,857.35	\$6,039.95	0.90%
CP	19214AL15	COFBOC CP 11/01/16						

Asset Type	Cusip	Description	Maturity Date	Org Face/ Mat Amount	Curr Book Value	Invested Funds	Total Period Earnings	ROI
			11/1/2016	10,200,000	\$10,200,000.00	\$2,379,592.76	\$1,745.33	0.88%
CP	19214AL31	COFBOC CP 11/03/16	11/3/2016	40,000,000	\$40,000,000.00	\$6,665,525.93	\$4,888.89	0.88%
CP	24409TKE2	DERPRK 0 10/14/16	10/14/2016	25,000,000	\$25,000,000.00	\$10,824,471.06	\$8,576.39	0.95%
CP	24409TLE1	DERPRK 0 11/14/16	11/14/2016	10,000,000	\$10,000,000.00	\$6,327,703.70	\$5,277.78	1.00%
CP	24409TMC4	DERPRK 0 12/12/16	12/12/2016	25,000,000	\$25,000,000.00	\$25,768,233.33	\$23,250.00	1.08%
CP	24409TMN0	DERPRK 0 12/22/16	12/22/2016	15,000,000	\$15,000,000.00	\$15,456,755.00	\$13,950.00	1.08%
CP	24409TNH2	DERPRK 0 01/17/17	1/17/2017	30,000,000	\$30,000,000.00	\$10,969,077.78	\$10,541.67	1.15%
CP	24409TNL3	DERPRK 0 01/20/17	1/20/2017	20,000,000	\$20,000,000.00	\$4,653,697.22	\$4,472.22	1.15%
CP	24409TNR0	DERPRK CP 01/25/17	1/25/2017	20,000,000	\$20,000,000.00	\$4,652,951.85	\$4,472.22	1.15%
CP	3454GOL89	FMCCPP CP 11/08/16	11/8/2016	400,000	\$400,000.00	\$412,441.22	\$361.67	1.05%
CP	3454GOLE6	FMCCPP 0 11/14/16	11/14/2016	650,000	\$650,000.00	\$670,024.81	\$615.69	1.10%
CP	3454GOLU0	FMCCPP 0 11/28/16	11/14/2016	25,000,000	\$25,000,000.00	\$25,772,302.08	\$22,604.17	1.05%
CP	3454GOLU0	FMCCPP 0 11/28/16	11/28/2016	50,000,000	\$50,000,000.00	\$51,531,529.63	\$46,069.45	1.07%
CP	38528KKS6	GRCHAR 0 10/26/16	10/26/2016	50,000,000	\$50,000,000.00	\$41,632,638.89	\$36,458.33	1.05%
CP	38528KKU1	GRCHAR 0 10/28/16	10/28/2016	70,000,000	\$70,000,000.00	\$62,942,250.00	\$57,750.00	1.10%
CP	38528KL22	GRCHAR 0 11/02/16						

Asset Type	Cusip	Description	Maturity Date	Org Face/ Mat Amount	Curr Book Value	Invested Funds	Total Period Earnings	ROI
			11/2/2016	50,000,000	\$50,000,000.00	\$9,997,958.33	\$8,750.00	1.05%
CP	38528KL48	GRCHAR 0 11/04/16	11/4/2016	70,000,000	\$70,000,000.00	\$9,331,427.78	\$8,166.67	1.05%
CP	43357LK50	HITCRD 0 10/05/16	10/5/2016	26,500,000	\$26,500,000.00	\$3,529,997.28	\$3,032.78	1.03%
CP	43357LK68	HITCRD CP 10/06/16	10/6/2016	6,000,000	\$6,000,000.00	\$999,206.67	\$850.00	1.02%
CP	43357LK76	HITCRD 0 10/07/16	10/7/2016	26,500,000	\$26,500,000.00	\$5,294,692.64	\$4,549.17	1.03%
CP	43357LKE1	HITCRD CP 10/14/16	10/14/2016	11,000,000	\$11,000,000.00	\$4,762,615.00	\$4,051.67	1.02%
			10/14/2016	3,870,000	\$3,870,000.00	\$1,675,813.06	\$1,271.73	0.91%
CP	43357LL75	HITCRD CP 11/07/16	11/7/2016	27,512,000	\$27,512,000.00	\$18,327,424.49	\$16,048.67	1.05%
CP	43357LL83	HITCRD CP 11/08/16	11/8/2016	31,000,000	\$31,000,000.00	\$19,619,011.91	\$16,524.72	1.01%
CP	52468JMC5	LGSERA CP 12/12/16	12/12/2016	42,664,000	\$42,664,000.00	\$26,975,499.11	\$22,517.11	1.00%
CP	61979JKE6	MOTIVA 0 10/14/16	10/14/2016	25,000,000	\$25,000,000.00	\$10,817,685.19	\$9,027.78	1.00%
CP	65475JKU0	NIFIN CP 10/28/16	10/28/2016	70,000,000	\$70,000,000.00	\$62,926,972.50	\$56,175.00	1.07%
CP	65475JL13	NIFIN CP 11/01/16	11/1/2016	5,000,000	\$5,000,000.00	\$5,159,734.72	\$4,520.83	1.05%
CP	65475JL88	NIFIN CP 11/08/16	11/8/2016	30,570,000	\$30,570,000.00	\$8,148,875.07	\$6,249.87	0.92%
			11/8/2016	8,830,000	\$8,830,000.00	\$2,353,764.04	\$1,805.24	0.92%
CP	65475JLA3	NIFIN CP 11/10/16	11/10/2016	37,000,000	\$37,000,000.00	\$16,023,535.19	\$13,361.11	1.00%

Asset Type	Cusip	Description	Maturity Date	Org Face/ Mat Amount	Curr Book Value	Invested Funds	Total Period Earnings	ROI
CP	65475JLF2	NIFIN CP 11/15/16	11/15/2016	95,000,000	\$95,000,000.00	\$22,153,736.11	\$18,472.22	1.00%
CP	68268TKE9	OKSPP 0 10/14/16	10/14/2016	20,000,000	\$20,000,000.00	\$8,661,105.56	\$7,583.33	1.05%
			10/14/2016	11,000,000	\$11,000,000.00	\$4,762,495.83	\$4,170.83	1.05%
			10/14/2016	14,500,000	\$14,500,000.00	\$6,278,751.73	\$5,497.92	1.05%
			10/14/2016	8,500,000	\$8,500,000.00	\$3,680,325.28	\$3,222.92	1.05%
			10/14/2016	20,000,000	\$20,000,000.00	\$8,659,588.89	\$7,583.33	1.05%
			10/14/2016	20,000,000	\$20,000,000.00	\$8,659,336.11	\$7,583.33	1.05%
CP	68268TKM1	OKSPP 0 10/21/16	10/21/2016	20,000,000	\$20,000,000.00	\$4,665,713.89	\$4,083.33	1.05%
CP	68268TKR0	OKSPP 0 10/25/16	10/25/2016	25,000,000	\$25,000,000.00	\$18,321,009.26	\$16,805.56	1.10%
			10/25/2016	20,000,000	\$20,000,000.00	\$15,984,600.00	\$14,000.00	1.05%
CP	68268TKS8	OKSPP CP 10/26/16	10/26/2016	25,000,000	\$25,000,000.00	\$20,813,281.25	\$18,229.17	1.05%
CP	68268TKU3	OKSPP CP 10/28/16	10/28/2016	4,000,000	\$4,000,000.00	\$3,596,955.00	\$3,150.00	1.05%
			10/28/2016	14,000,000	\$14,000,000.00	\$12,589,220.00	\$11,550.00	1.10%
			10/28/2016	6,000,000	\$6,000,000.00	\$4,996,180.56	\$4,583.33	1.10%
			10/28/2016	20,000,000	\$20,000,000.00	\$17,980,050.00	\$15,750.00	1.05%
CP	68268TKX7	OKSPP 0 10/31/16	10/31/2016	15,000,000	\$15,000,000.00	\$11,991,200.00	\$11,000.00	1.10%
			10/31/2016	25,000,000	\$25,000,000.00	\$22,481,437.50	\$20,625.00	1.10%
CP	68268TL16	OKSPP 0 11/01/16	11/1/2016	3,000,000	\$3,000,000.00	\$599,900.00	\$500.00	1.00%
CP	68268TL40	OKSPP CP 11/04/16	11/4/2016	6,300,000	\$6,300,000.00	\$5,455,161.83	\$5,005.00	1.10%
			11/4/2016	25,000,000	\$25,000,000.00	\$3,332,685.19	\$2,777.78	1.00%

Asset Type	Cusip	Description	Maturity Date	Org Face/ Mat Amount	Curr Book Value	Invested Funds	Total Period Earnings	ROI
CP	68268TL99	OKSPP 0 11/09/16	11/9/2016	10,000,000	\$10,000,000.00	\$8,657,662.96	\$7,944.45	1.10%
CP	68268TLE8	OKSPP 0 11/14/16	11/14/2016	17,000,000	\$17,000,000.00	\$10,190,777.50	\$8,925.00	1.05%
CP	68268TLJ7	OKSPP 0 11/18/16	11/18/2016	15,000,000	\$15,000,000.00	\$7,492,333.34	\$7,187.50	1.15%
CP	68268TLP3	OKSPP CP 11/23/16	11/23/2016	15,000,000	\$15,000,000.00	\$3,996,500.00	\$3,500.00	1.05%
CP	68268TLU2	OKSPP 0 11/28/16	11/28/2016	10,000,000	\$10,000,000.00	\$2,330,909.26	\$2,138.89	1.10%
			11/28/2016	16,000,000	\$16,000,000.00	\$3,729,454.82	\$3,422.22	1.10%
CP	82484LKX3	SHISPP CP 10/31/16	10/31/2016	42,750,000	\$42,750,000.00	\$8,548,860.00	\$5,700.00	0.80%
CP	82936MKR8	SINOC CP 10/25/16	10/25/2016	60,600,000	\$60,600,000.00	\$8,079,281.78	\$5,386.67	0.80%
CP	82936ML22	SINOC 0 11/02/16	11/2/2016	86,000,000	\$86,000,000.00	\$17,197,324.44	\$11,466.67	0.80%
CP	82936PKB6	SINOCM CP 10/11/16	10/11/2016	77,000,000	\$77,000,000.00	\$20,528,998.52	\$16,255.56	0.95%
CP	82936PKC4	SINOCM CP 10/12/16	10/12/2016	40,000,000	\$40,000,000.00	\$11,997,150.00	\$9,500.00	0.95%
			10/12/2016	23,200,000	\$23,200,000.00	\$4,639,265.33	\$3,673.33	0.95%
			10/12/2016	32,000,000	\$32,000,000.00	\$9,597,720.00	\$7,600.00	0.95%
CP	82936PKR1	SINOCM 0 10/25/16	10/25/2016	33,200,000	\$33,200,000.00	\$14,381,731.24	\$11,389.44	0.95%
			10/25/2016	77,000,000	\$77,000,000.00	\$35,920,057.96	\$28,447.22	0.95%
CP	82936PKS9	SINOCM 0 10/26/16	10/26/2016	49,800,000	\$49,800,000.00	\$13,277,196.44	\$10,513.33	0.95%
			10/26/2016	51,000,000	\$51,000,000.00	\$23,791,207.22	\$18,841.67	0.95%

Asset Type	Cusip	Description	Maturity Date	Org Face/ Mat Amount	Curr Book Value	Invested Funds	Total Period Earnings	ROI
			10/26/2016	18,700,000	\$18,700,000.00	\$8,723,442.65	\$6,908.61	0.95%
CP	82936PLU3	SINOCM 0 11/28/16	11/28/2016	122,000,000	\$122,000,000.00	\$28,439,781.48	\$23,722.22	1.00%
CP	84757AL12	SPECEN 0 11/01/16	11/1/2016	15,605,000	\$15,605,000.00	\$16,096,947.63	\$13,437.64	1.00%
CP	84757AL20	SPECEN CP 11/02/16	11/2/2016	1,978,000	\$1,978,000.00	\$2,040,810.66	\$1,703.28	1.00%
CP	86723ALV2	SU 0 11/29/16	11/29/2016	35,000,000	\$35,000,000.00	\$36,069,920.83	\$32,248.61	1.07%
CP	86723AM25	SU CP 12/02/16	12/2/2016	15,000,000	\$15,000,000.00	\$15,457,616.11	\$13,820.83	1.07%
CP	87230RKR9	TCLHOL CP 10/25/16	10/25/2016	2,000,000	\$2,000,000.00	\$1,598,444.44	\$1,333.33	1.00%
CP	MC9F5ZHY4	TCLHOL CP 08/30/16	10/14/2016	31,800,000	\$31,800,000.00	\$13,768,516.67	\$11,483.33	1.00%
			10/12/2016	17,500,000	\$17,500,000.00	\$6,411,497.69	\$5,347.22	1.00%
		CP Totals:			\$3,585,619,000.00	\$1,722,500,853.01	\$1,488,781.00	1.04%

Asset Type	Cusip	Description	Maturity Date	Org Face/ Mat Amount	Curr Book Value	Invested Funds	Total Period Earnings	ROI
DDA	1st Security DDA 02			1	\$7,505.80	\$7,753.59	\$2.87	0.44%
DDA	Bank of America DD			1	\$4,342,099.01	\$5,329,497.21	\$306.63	0.07%
DDA	Bank of Ozarks DDA			1	\$94,227,950.64	\$210,155,142.99	\$129,547.69	0.74%
DDA	Centennial DDA 965			1	\$86,984,922.66	\$89,841,190.09	\$51,689.45	0.69%
DDA	ICS-Centennial DDA			1	\$35,175,618.70	\$36,330,605.94	\$20,902.54	0.69%
DDA	Regions DDA 6470			1	\$1,085,988.74	\$6,030,971.99	\$346.99	0.07%
DDA	Simmons DDA 4368			1	\$12,505,235.40	\$19,452,482.35	\$9,593.00	0.59%
DDA	US Bank DDA 0126			1	\$113,640.42	\$117,426.57	\$3.38	0.03%
		DDA Totals:			\$234,442,961.37	\$367,265,070.72	\$212,392.55	0.69%

Asset Type	Cusip	Description	Maturity Date	Org Face/ Mat Amount	Curr Book Value	Invested Funds	Total Period Earnings	ROI
MBS	3129724K5	FG B19826	8/1/2020	536,498	\$560,728.48	\$560,728.48	\$755.83	1.62%
MBS	3136A04G9	FNR 2011-90 AG	9/25/2023	795,493	\$810,768.92	\$810,768.92	\$945.40	1.40%
MBS	3136A0LW5	FNR 2011-70 AD	6/25/2030	959,547	\$970,118.83	\$970,118.83	\$356.63	0.44%
MBS	3136A0P27	FNR 2011-86 AB	2/25/1940	354,028	\$365,908.65	\$292,726.92	\$693.97	2.84%
MBS	3136A1BN4	FNR 2011-103 JK	11/25/2029	903,989	\$918,102.88	\$918,102.88	\$929.15	1.21%
MBS	3136A1GS8	FNR 2011-98 AB	11/25/1937	5,733,193	\$5,893,496.96	\$4,714,797.57	\$6,068.41	1.54%
MBS	3136A1KJ3	FNR 2011-99 DV	1/25/2026	6,695,222	\$6,849,649.08	\$6,849,649.08	\$6,080.23	1.07%
MBS	3136A1WV3	FNR 2011-106 LV	1/25/2023	3,448,372	\$3,530,453.60	\$3,530,453.60	\$3,125.18	1.06%
MBS	3136A22J1	FNR 2011-139 A	5/25/1938	897,791	\$918,770.67	\$735,016.53	\$1,110.08	1.81%
MBS	3136A22T9	FNR 2011-144 CJ	1/25/1942	187,947	\$189,478.10	\$151,582.48	\$204.90	1.62%
MBS	3136A2JX2	FNR 2011-111 HA	6/25/2039	116,954	\$119,170.47	\$119,170.47	\$237.28	2.39%
MBS	3136A2QP1	FNR 2011-132 PA	8/25/2039	182,195	\$188,991.41	\$188,991.41	\$213.02	1.35%
MBS	3136A3AS0	FNR 2011-145 JA	12/25/2041	4,199,212	\$4,423,719.72	\$4,423,719.72	\$12,672.97	3.44%
MBS	3136A3BK6	FNR 2011-145 DA	1/25/2026	183,345	\$186,541.01	\$186,541.01	\$236.70	1.52%
MBS	3136A3BW0	FNR 2011-145 LQ						

Asset Type	Cusip	Description	Maturity Date	Org Face/ Mat Amount	Curr Book Value	Invested Funds	Total Period Earnings	ROI
			3/25/1940	186,464	\$189,272.01	\$151,417.61	(\$1.22)	-0.01%
MBS	3136A4FC8	FNR 2012-23 PC	3/25/2040	4,069,675	\$4,060,558.63	\$4,060,558.63	\$7,505.42	2.22%
MBS	3136A4K40	FNR 2012-17 QC	7/25/2039	1,903,154	\$1,926,236.30	\$1,926,236.30	\$2,710.46	1.69%
			7/25/1939	413,729	\$420,225.28	\$336,180.22	\$424.28	1.51%
MBS	3136A4K65	FNR 2012-17 QG	7/25/2039	303,401	\$308,458.07	\$308,458.07	\$505.04	1.96%
MBS	3136A5B47	FNR 2012-54 WG	1/25/2041	276,308	\$284,145.06	\$284,145.06	\$434.24	1.83%
MBS	3136A5EV4	FNR 2012-29 AD	8/25/2038	4,959,795	\$4,925,413.60	\$4,925,413.60	\$11,953.79	2.91%
MBS	3136A5GA8	FNR 2012-29 PM	3/25/2042	3,063,147	\$3,012,574.64	\$3,012,574.64	\$6,807.21	2.71%
MBS	3136A63F9	FNR 2012-72 BC	4/25/2042	1,596,809	\$1,522,832.22	\$1,522,832.22	\$4,619.96	3.64%
MBS	3136A6AW4	FNR 2012-52 NB	12/25/2039	3,637,675	\$3,763,721.75	\$3,763,721.75	\$5,336.10	1.70%
MBS	3136A7RU8	FNR 2012-90 CB	4/25/2042	4,855,659	\$4,808,389.37	\$4,808,389.37	\$12,158.52	3.03%
MBS	3136A8SG6	FNR 2012-102 PA	3/25/2041	4,212,470	\$4,426,214.74	\$4,426,214.74	\$7,797.13	2.11%
MBS	3136AAJ30	FNR 2012-137 JA	9/25/2040	14,368,789	\$14,454,354.86	\$14,454,354.86	\$26,929.20	2.24%
MBS	3136AB3D3	FNR 2013-2 AV	2/25/2043	587,387	\$587,950.65	\$587,950.65	\$875.68	1.79%
MBS	3136ACYK1	FNR 2013-18 NA	12/25/2042	3,017,514	\$2,975,057.94	\$2,975,057.94	\$6,812.87	2.75%
MBS	3136AG3J9	FNR 2013-116 YB						

Asset Type	Cusip	Description	Maturity Date	Org Face/ Mat Amount	Curr Book Value	Invested Funds	Total Period Earnings	ROI
			7/25/2043	7,193,041	\$7,315,330.35	\$7,315,330.35	\$4,401.69	0.72%
MBS	3136AKNC3	FNR 2014-39 AB	9/25/1939	3,213,070	\$3,252,475.88	\$2,601,980.70	\$3,164.55	1.46%
MBS	3136AKNF6	FNR 2014-39 GA	9/25/2039	18,354,301	\$18,647,786.25	\$18,647,786.25	\$21,726.89	1.40%
MBS	3136ANT49	FNR 2015-43 QB	12/25/2044	11,818,516	\$11,787,122.67	\$11,787,122.67	\$21,552.22	2.19%
MBS	3136ANXY8	FNR 2015-27 MB	10/25/2044	13,409,852	\$13,389,978.62	\$13,389,978.62	\$27,202.54	2.44%
MBS	3136AQN4	FNR 2015-80 CA	4/25/2040	76,249,564	\$77,440,455.32	\$77,440,455.32	\$136,112.64	2.11%
MBS	3136ARBM9	FNR 2016-2 EZ	2/25/2046	24,446,446	\$24,285,262.33	\$24,285,262.33	\$62,595.98	3.09%
MBS	3136ATN59	FNR 2016-73 DK	5/25/2025	5,072,366	\$5,159,547.30	\$5,159,547.30	\$13,918.66	3.24%
MBS	3136ATPB4	FNR 2016-66 GA	8/25/2025	3,763,529	\$3,824,310.30	\$3,824,310.30	\$3,159.30	0.99%
MBS	3137A23E9	FHR 3745 GP	6/15/2039	221,655	\$230,907.02	\$230,907.02	(\$155.46)	-0.81%
MBS	3137A2ED9	FHR 3755 AD	11/15/2020	136,249	\$139,473.42	\$139,473.42	\$201.22	1.73%
MBS	3137A2EP2	FHR 3755 HA	4/15/2039	267,622	\$273,608.26	\$273,608.26	\$519.10	2.28%
MBS	3137A2L41	FHR 3761 HD	3/15/1937	280,605	\$287,316.71	\$134,081.13	(\$83.43)	-0.75%
MBS	3137A32Q1	FHR 3763 QA	4/15/2034	11,756,996	\$11,977,345.70	\$11,977,345.70	\$949.02	0.10%
MBS	3137A3HS1	FHR 3751 MC	7/15/2037	1,072,870	\$1,088,766.32	\$1,088,766.32	(\$69.22)	-0.08%

Asset Type	Cusip	Description	Maturity Date	Org Face/ Mat Amount	Curr Book Value	Invested Funds	Total Period Earnings	ROI
MBS	3137A3Y52	FHR 3769 MB	10/15/2038	3,479,751	\$3,568,676.00	\$3,568,676.00	\$2,496.51	0.84%
MBS	3137A4G43	FHR 3772 A	4/15/2029	4,625,480	\$4,760,990.73	\$4,760,990.73	\$3,804.82	0.96%
MBS	3137A4HA8	FHR 3772 EA	6/15/1938	729,671	\$753,815.12	\$351,780.39	\$739.35	2.52%
MBS	3137A5N26	FHR 3795 KA	11/15/2024	52,816	\$52,952.36	\$52,952.36	\$104.91	2.38%
MBS	3137A6CK6	FHR 3815 AD	7/15/2025	428,779	\$436,140.97	\$436,140.97	\$490.35	1.35%
MBS	3137A6CL4	FHR 3815 AE	7/15/2025	643,168	\$657,865.08	\$657,865.08	\$681.39	1.24%
MBS	3137A6DL3	FHR 3815 EA	12/15/2025	864,951	\$901,465.15	\$901,465.15	\$873.06	1.16%
MBS	3137A6TM4	FHR 3808 A	9/15/2028	1,493,850	\$1,518,537.22	\$1,518,537.22	\$309.73	0.24%
MBS	3137A7GU8	FHR 3800 EH	8/15/1938	298,382	\$307,822.28	\$143,650.40	\$390.40	3.26%
MBS	3137A7X39	FHR 3832 PL	8/15/2039	6,766,896	\$7,171,141.45	\$7,171,141.45	\$993.95	0.17%
MBS	3137A7Z78	FHR 3825 AP	3/15/2039	197,026	\$199,690.28	\$199,690.28	\$460.15	2.77%
MBS	3137A8NH7	FHR 3830 EC	10/15/2039	483,911	\$498,026.23	\$498,026.23	\$439.87	1.06%
MBS	3137A8YD4	FHR 3834 AG	2/15/2029	9,063,758	\$9,220,080.83	\$9,220,080.83	\$6,241.72	0.81%
MBS	3137A9BN5	FHR 3848 AB	1/15/2029	2,408,402	\$2,449,103.29	\$2,449,103.29	\$137.29	0.07%
MBS	3137A9RW8	FHR 3845 EG						

Asset Type	Cusip	Description	Maturity Date	Org Face/ Mat Amount	Curr Book Value	Invested Funds	Total Period Earnings	ROI
			1/15/2029	417,645	\$425,627.37	\$425,627.37	\$412.08	1.16%
MBS	3137A9W44	FHR 3835 DA	4/15/2036	126,025	\$126,626.59	\$126,626.59	\$437.45	4.15%
MBS	3137ABCY5	FHR 3864 LM	5/15/2026	607,139	\$641,284.27	\$641,284.27	\$917.86	1.72%
MBS	3137ABLJ8	FHR 3883 KA	4/15/2025	816,747	\$839,919.96	\$839,919.96	\$1,199.44	1.71%
MBS	3137ADDB0	FHR 3888 AB	11/15/2040	1,095,805	\$1,095,748.96	\$1,095,748.96	\$2,294.53	2.51%
MBS	3137AETR6	FHR 3914 CA	8/15/2038	371,295	\$381,806.06	\$381,806.06	\$185.72	0.58%
MBS	3137AFBS0	FHR 3926 GP	8/15/2025	1,316,941	\$1,364,941.78	\$1,364,941.78	\$1,323.17	1.16%
MBS	3137AFP71	FHR 3919 BG	8/15/1939	1,174,436	\$1,203,080.98	\$561,437.79	\$1,527.42	3.26%
MBS	3137AHEQ7	FHR 3956 DJ	10/15/2036	1,713,941	\$1,749,288.04	\$1,749,288.04	\$433.66	0.30%
			10/15/2036	3,296,040	\$3,368,871.50	\$3,368,871.50	\$1,094.13	0.39%
			10/15/2036	5,445,058	\$5,556,725.54	\$5,556,725.54	\$2,400.09	0.52%
MBS	3137AJ3V4	FHR 3954 PD	7/15/2041	1,624,504	\$1,598,798.21	\$1,598,798.21	\$3,482.44	2.61%
MBS	3137AJBR4	FHR 3958 DL	9/15/2029	1,523,607	\$1,559,064.67	\$1,559,064.67	\$1,312.96	1.01%
MBS	3137AJYX6	FHR 3977 AD	9/15/2029	797,624	\$813,239.73	\$813,239.73	\$841.95	1.24%
MBS	3137AK7K1	FHR 3982 AB	6/15/2036	1,538,792	\$1,565,051.28	\$1,565,051.28	\$2,326.81	1.78%
			6/15/2036	769,396	\$784,163.17	\$784,163.17	\$1,103.69	1.69%
MBS	3137AKM99	FHR 3979 AD						

Asset Type	Cusip	Description	Maturity Date	Org Face/ Mat Amount	Curr Book Value	Invested Funds	Total Period Earnings	ROI
			8/15/2038	636,832	\$653,404.61	\$653,404.61	\$466.90	0.86%
			8/15/2038	195,948	\$198,284.15	\$198,284.15	\$403.74	2.44%
MBS	3137AKUB5	FHR 3981 CA						
			1/15/1938	502,663	\$513,157.59	\$239,473.54	\$489.72	2.45%
MBS	3137AMYK7	FHR 4011 KM						
			3/15/2022	404,450	\$408,842.66	\$408,842.66	\$458.71	1.35%
MBS	3137ASAG9	FHR 4077 BA						
			5/15/2042	1,063,754	\$1,044,459.88	\$1,044,459.88	\$2,464.16	2.83%
MBS	3137AYKR1	FHR 4161 AN						
			2/15/2023	214,368	\$214,399.89	\$214,399.89	\$272.68	1.53%
MBS	3137B1FV9	FHR 4191 NB						
			4/15/2043	2,161,431	\$2,035,347.54	\$2,035,347.54	\$10,537.13	6.21%
MBS	3137B4L61	FHR 4253 TD						
			7/15/2040	3,299,790	\$3,315,846.59	\$3,315,846.59	\$2,960.80	1.07%
			7/15/2040	1,048,459	\$1,053,953.57	\$1,053,953.57	\$879.58	1.00%
			7/15/2040	103,761	\$104,334.27	\$104,334.27	\$94.14	1.08%
MBS	3137B5WC3	FHR 4267 AV						
			10/15/2026	1,832,728	\$1,849,228.22	\$1,849,228.22	\$805.20	0.52%
MBS	3137B7QN2	FHR 4298 PG						
			4/15/2043	7,288,595	\$7,426,082.15	\$7,426,082.15	\$8,712.39	1.41%
MBS	3137B84H7	FHR 4305 AL						
			10/15/1942	3,046,266	\$3,093,391.43	\$1,443,582.67	\$5,081.48	4.22%
MBS	3137B9CP8	FHR 4318 LH						
			6/15/2038	1,162,142	\$1,183,856.09	\$1,183,856.09	\$1,046.65	1.06%
MBS	3137BA6C1	FHR 4332 KE						
			9/15/2043	6,247,982	\$6,308,962.10	\$6,308,962.10	\$8,915.97	1.70%
MBS	3137BCHB7	FHR 4360 PA						
			5/15/2038	7,532,432	\$7,680,506.61	\$7,680,506.61	(\$7,315.48)	-1.14%
MBS	3137BCZ76	FHR 4379 BH						

Asset Type	Cusip	Description	Maturity Date	Org Face/ Mat Amount	Curr Book Value	Invested Funds	Total Period Earnings	ROI
			10/15/2038	25,279,285	\$25,574,126.18	\$25,574,126.18	\$16,967.42	0.80%
MBS	3137BD4V5	FHR 4378 AD	2/15/2044	2,838,965	\$2,865,276.87	\$2,865,276.87	\$4,437.81	1.86%
MBS	3137BDER3	FHR 4388 MC	7/15/2044	6,407,831	\$6,461,806.55	\$6,461,806.55	\$11,189.58	2.08%
MBS	3137BDMU7	FHR 4389 AB	12/15/2043	11,117,799	\$11,287,604.11	\$11,287,604.11	\$19,397.91	2.06%
MBS	3137BDZW9	FHR 4387 KC	2/15/1939	4,491,459	\$4,550,754.03	\$2,123,685.21	\$3,293.59	1.86%
MBS	3137BDZX7	FHR 4387 KG	2/15/2039	710,171	\$727,301.97	\$727,301.97	(\$393.59)	-0.65%
MBS	3137BEK45	FHR 4403 CA	10/15/2044	33,364,377	\$33,990,959.52	\$33,990,959.52	\$66,085.37	2.33%
MBS	3137BF4M0	FHR 4410 HA	5/15/2040	1,938,160	\$1,971,453.35	\$1,971,453.35	\$2,721.31	1.66%
MBS	3137BFAK7	FHR 4413 A	1/15/2041	3,260,081	\$3,318,364.22	\$3,318,364.22	\$4,332.10	1.57%
MBS	3137BF867	FHR 4413 HP	3/15/2040	24,076,137	\$24,876,580.65	\$24,876,580.65	\$29,452.99	1.42%
MBS	3137BFPV8	FHR 4423 A	10/15/2039	9,183,459	\$9,426,040.51	\$9,426,040.51	\$16,103.69	2.05%
MBS	3137BHGR2	FHR 4463 MG	7/15/2043	381,271	\$389,309.47	\$389,309.47	\$754.44	2.33%
MBS	3137BHTG2	FHR 4459 DA	10/15/2035	466,032	\$486,044.85	\$486,044.85	\$457.22	1.13%
			10/15/2035	4,711,950	\$4,913,456.43	\$4,913,456.43	\$4,550.30	1.11%
MBS	3137BHU21	FHR 4459 NA	11/15/2024	3,119,403	\$3,182,313.53	\$3,182,313.53	\$3,650.23	1.38%
MBS	3137BJ3Q4	FHR 4476 B						

Asset Type	Cusip	Description	Maturity Date	Org Face/ Mat Amount	Curr Book Value	Invested Funds	Total Period Earnings	ROI
			5/15/2045	6,235,673	\$6,270,948.26	\$6,270,948.26	\$8,304.72	1.59%
MBS	3137BJ6P3	FHR 4478 PC	5/15/2045	8,118,604	\$8,153,459.37	\$8,153,459.37	\$12,408.85	1.83%
MBS	3137BJDB6	FHR 4470 MC	7/15/2044	16,317,302	\$16,320,007.85	\$16,320,007.85	\$28,077.47	2.06%
MBS	3137BJSV6	FHR 4486 PA	3/15/2044	11,310,087	\$11,536,711.28	\$11,536,711.28	\$23,694.57	2.46%
MBS	3137BKSP6	FHR 4491 AP	9/15/2040	20,880,165	\$20,955,616.99	\$20,955,616.99	\$40,199.61	2.30%
MBS	3137BKTH3	FHR 4491 P	7/15/2045	28,267,583	\$28,414,471.60	\$28,414,471.60	\$53,109.41	2.24%
MBS	3137BMAT3	FHR 4538 AC	12/15/2045	36,420,991	\$37,128,056.30	\$37,128,056.30	\$49,954.68	1.61%
MBS	3137BMAZ9	FHR 4538 DB	12/15/2045	40,038,652	\$40,804,280.51	\$40,804,280.51	\$68,436.20	2.01%
MBS	3137BMNL6	FHR 4546 TH	12/15/2045	44,955,445	\$45,251,850.73	\$45,251,850.73	\$78,878.56	2.09%
MBS	3137BN3B8	FHR 4550 TA	1/15/2045	117,116,195	\$117,253,142.65	\$117,253,142.65	\$194,615.90	1.99%
MBS	3137BPM55	FHR 4580 DA	8/15/2045	6,215,167	\$6,276,693.75	\$6,276,693.75	\$10,235.69	1.96%
MBS	3137BQNY9	FHR 4596 HA	11/15/2045	118,185,537	\$120,995,279.92	\$120,995,279.92	\$143,084.13	1.42%
MBS	3137GALA3	FHR 3736 QB	5/15/2037	1,532,365	\$1,547,322.21	\$1,547,322.21	(\$477.89)	-0.37%
MBS	3137GAQK6	FHR 3740 KC	7/15/2037	66,525	\$67,465.39	\$67,465.39	(\$1,244.40)	-22.13%
MBS	31392JGL7	FNR 2003-14 AT	3/25/2033	55,449	\$58,188.95	\$58,188.95	\$78.77	1.62%

Asset Type	Cusip	Description	Maturity Date	Org Face/ Mat Amount	Curr Book Value	Invested Funds	Total Period Earnings	ROI
MBS	31393CG80	FNR 2003-57 NA	6/25/2018	989,565	\$1,012,807.40	\$1,012,807.40	\$1,024.59	1.21%
MBS	31393D6A4	FNR 2003-76 YA	7/25/1933	33,955	\$34,079.23	\$27,263.38	\$91.82	4.04%
MBS	31393KYC3	FHR 2574 HP	2/15/2018	802,273	\$818,440.92	\$818,440.92	\$492.37	0.72%
MBS	31393PEM2	FHR 2595 HT	3/15/2023	2,511,254	\$2,607,607.79	\$2,607,607.79	\$2,184.38	1.01%
MBS	31393RMU1	FHR 2636 D	6/15/2018	741,244	\$755,731.34	\$755,731.34	\$741.02	1.18%
MBS	31394ARY4	FNR 2004-61 ZG	1/25/2033	986,041	\$1,019,582.02	\$1,019,582.02	\$1,774.49	2.09%
MBS	31394AWF9	FNR 2004-60 JE	4/25/2034	905,324	\$933,326.17	\$933,326.17	\$1,841.51	2.37%
MBS	31394B4Y7	FNR 2005-5 PK	12/25/1934	345,391	\$361,642.59	\$289,314.07	\$425.72	1.77%
MBS	31394D4X5	FNR 2005-47 HK	6/25/2020	3,432,672	\$3,515,131.49	\$3,515,131.49	\$3,447.36	1.18%
MBS	31395D2S7	FNR 2006-54 OD	6/25/2035	168,628	\$168,753.24	\$168,753.24	\$1,553.43	11.05%
MBS	31395FAX2	FHR 2836 L	4/15/2034	722,483	\$747,180.14	\$747,180.14	\$241.88	0.39%
MBS	31395MQ51	FHR 2935 DC	2/15/2020	735,827	\$751,765.92	\$751,765.92	\$359.14	0.57%
MBS	31395RRM2	FHR 2968 MD	12/15/2033	388,547	\$394,054.11	\$394,054.11	\$259.56	0.79%
MBS	31396ABX1	FHR 3033 CI	1/15/2035	1,353,800	\$1,389,053.25	\$1,389,053.25	\$2,133.65	1.84%
MBS	31396CSM3	FHR 3048 PC						

Asset Type	Cusip	Description	Maturity Date	Org Face/ Mat Amount	Curr Book Value	Invested Funds	Total Period Earnings	ROI
			3/15/2035	210,157	\$218,820.51	\$218,820.51	\$95.86	0.53%
MBS	31396QHD4	FNR 2009-47 MT	7/25/2039	1,943,866	\$2,159,641.65	\$2,159,641.65	\$1,177.77	0.65%
MBS	31396QHH5	FNR 2009-47 PG	7/25/2039	963,115	\$1,008,499.05	\$1,008,499.05	\$913.18	1.09%
MBS	31396VJT6	FNR 2007-30 MA	2/25/2037	101,003	\$105,676.31	\$105,676.31	\$144.41	1.64%
MBS	31396VMM7	FNR 2007-35 DE	2/25/2036	2,002,631	\$2,050,823.21	\$2,050,823.21	\$993.16	0.58%
MBS	31396YB68	FNR 2008-15 JN	2/25/2023	185,019	\$190,287.87	\$190,287.87	\$235.14	1.48%
MBS	31396YG30	FNR 2008-29 BG	12/25/2035	1,903,104	\$1,945,733.12	\$1,945,733.12	\$1,548.07	0.95%
MBS	31396YH21	FNR 2008-29 CA	9/25/1935	985,870	\$1,001,022.85	\$800,818.28	\$1,812.83	2.72%
MBS	31397AKP7	FHR 3204 NW	1/15/2025	267,951	\$269,963.94	\$269,963.94	\$307.50	1.37%
MBS	31397GZL7	FHR 3317 PG	4/15/2036	671,966	\$683,649.26	\$683,649.26	\$239.78	0.42%
MBS	31397J5D2	FHR 3331 NV	6/15/2029	481,072	\$488,301.18	\$488,301.18	(\$133.22)	-0.33%
MBS	31397NE50	FNR 2009-31 A	2/25/2024	758,722	\$769,484.47	\$769,484.47	\$973.41	1.52%
MBS	31397NEN1	FNR 2009-13 NX	3/25/2024	532,295	\$553,824.48	\$553,824.48	\$711.75	1.54%
MBS	31397NFD2	FNR 2009-17 PM	3/25/2039	1,263,225	\$1,326,078.46	\$1,326,078.46	\$3,537.79	3.20%
MBS	31397NJL0	FNR 2009-14 PE	3/25/2024	1,010,939	\$1,056,916.27	\$1,056,916.27	\$1,430.46	1.62%

Asset Type	Cusip	Description	Maturity Date	Org Face/ Mat Amount	Curr Book Value	Invested Funds	Total Period Earnings	ROI
MBS	31397Q2U1	FNR 2010-158 HD	1/25/1938	1,232,334	\$1,247,984.33	\$998,387.46	\$1,586.52	1.91%
MBS	31397Q6K9	FNR 2011-20 PA	3/25/2039	640,009	\$659,077.11	\$659,077.11	\$703.60	1.28%
MBS	31397QDR6	FNR 2010-150 VU	11/25/2023	0	\$0.00	\$0.00	(\$1,992.72)	
MBS	31397QE20	FNR 2011-17 EG	7/25/2025	204,721	\$208,874.13	\$208,874.13	\$212.08	1.22%
MBS	31397QE38	FNR 2011-17 EK	7/25/2025	294,563	\$301,127.24	\$301,127.24	\$303.83	1.21%
MBS	31397QJH2	FNR 2011-8 AV	1/25/1930	6,000,000	\$6,162,060.00	\$4,929,648.00	\$12,860.00	3.13%
MBS	31397QKB3	FNR 2011-8 VG	12/25/2023	2,870,012	\$2,905,821.85	\$2,905,821.85	(\$4,676.35)	-1.93%
MBS	31397QNA2	FNR 2011-5 UN	2/25/2021	4,773,959	\$4,899,331.53	\$4,899,331.53	\$5,629.80	1.38%
MBS	31397QNG9	FNR 2011-9 AV	4/25/2020	2,235,473	\$2,280,834.75	\$2,280,834.75	\$1,801.09	0.95%
MBS	31397QP28	FNR 2011-19 KC	4/25/2025	633,650	\$646,439.71	\$646,439.71	\$973.10	1.81%
MBS	31397QQT8	FNR 2011-10 CA	11/25/2037	2,495,354	\$2,509,122.55	\$2,509,122.55	\$571.17	0.27%
MBS	31397QT99	FNR 2010-151 QA	7/25/2028	2,403,181	\$2,426,036.85	\$2,426,036.85	(\$748.24)	-0.37%
MBS	31397QUQ9	FNR 2011-6 BA	6/25/2020	340,402	\$344,940.47	\$344,940.47	\$273.36	0.95%
MBS	31397QXD5	FNR 2011-15 VE	9/25/2029	4,745,020	\$4,799,777.85	\$4,799,777.85	\$6,775.73	1.69%
MBS	31397SDQ4	FNR 2011-23 A						

Asset Type	Cusip	Description	Maturity Date	Org Face/ Mat Amount	Curr Book Value	Invested Funds	Total Period Earnings	ROI
			12/25/2036	2,203,599	\$2,237,662.05	\$2,237,662.05	\$644.42	0.35%
MBS	31397SEU4	FNR 2011-26 DA	6/25/2024	595,191	\$605,375.05	\$605,375.05	\$722.96	1.43%
MBS	31397SGM0	FNR 2011-27 JQ	9/25/2039	1,804,420	\$1,856,808.05	\$1,856,808.05	\$719.12	0.46%
			9/25/2039	553,018	\$567,528.14	\$567,528.14	\$335.85	0.71%
MBS	31397SH49	FNR 2011-46 MB	6/25/2037	1,138,754	\$1,159,324.27	\$1,159,324.27	\$1,427.97	1.48%
MBS	31397SHW7	FNR 2011-31 DA	11/25/2028	683,043	\$696,839.74	\$696,839.74	\$808.97	1.39%
MBS	31397SU85	FNR 2011-37 LB	4/25/2039	119,062	\$120,838.69	\$120,838.69	\$189.02	1.88%
MBS	31397SXE9	FNR 2011-40 DB	9/25/2039	6,208,135	\$6,359,079.50	\$6,359,079.50	\$4,046.98	0.76%
MBS	31397SZT4	FNR 2011-42 DG	11/25/2028	873,745	\$890,149.36	\$890,149.36	\$574.01	0.77%
MBS	31397UA74	FNR 2011-58 ME	3/25/2039	182,840	\$185,279.18	\$185,279.18	\$275.37	1.78%
MBS	31397UDL0	FNR 2011-52 LA	4/25/2040	6,557,001	\$6,944,049.78	\$6,944,049.78	\$9,337.91	1.61%
MBS	31397UFG9	FNR 2011-48 VJ	5/25/2040	580,556	\$587,414.45	\$587,414.45	(\$288.92)	-0.59%
MBS	31397UGT0	FNR 2011-49 CA	12/25/2028	236,939	\$238,998.67	\$238,998.67	\$339.04	1.70%
MBS	31397UXX0	FNR 2011-61 VB	4/25/2040	3,373,252	\$3,464,097.55	\$3,464,097.55	\$4,108.68	1.42%
MBS	31398CXT0	FHR 3530 A	5/15/2024	1,362,364	\$1,405,346.71	\$1,405,346.71	\$1,559.35	1.33%
MBS	31398EP81	FHR 3549 AW						

Asset Type	Cusip	Description	Maturity Date	Org Face/ Mat Amount	Curr Book Value	Invested Funds	Total Period Earnings	ROI
			7/15/2039	443,754	\$473,160.35	\$473,160.35	\$1,200.12	3.04%
MBS	31398F3S8	FNR 2009-88 CB	11/25/2039	4,886,871	\$5,146,417.64	\$5,146,417.64	\$15,778.91	3.68%
MBS	31398FDW8	FNR 2009-85 BA	8/25/2024	956,075	\$981,207.51	\$981,207.51	\$1,221.84	1.49%
MBS	31398FDY4	FNR 2009-85 BD	8/25/2024	597,821	\$616,307.91	\$616,307.91	\$966.44	1.88%
MBS	31398GDZ9	FNR 2009-100 PN	11/25/2039	827,996	\$898,004.05	\$898,004.05	\$1,621.98	2.17%
MBS	31398GQ93	FNR 2010-1 TC	8/25/2039	541,674	\$558,969.78	\$558,969.78	\$603.81	1.30%
MBS	31398GZP7	FNR 2010-12 DY	2/25/2025	376,785	\$399,794.55	\$399,794.55	\$428.97	1.29%
MBS	31398J6T5	FHR 3562 AW	8/15/2039	701,426	\$746,050.89	\$746,050.89	\$2,035.78	3.27%
MBS	31398M5D4	FNR 2010-32 HV	7/25/2028	33,453	\$33,489.41	\$33,489.41	\$226.74	8.12%
MBS	31398MAQ9	FNR 2010-9 EA	1/25/2024	489,514	\$499,613.22	\$499,613.22	\$656.87	1.58%
MBS	31398N5Q3	FNR 2010-133 A	5/25/1938	9,405,728	\$9,822,627.21	\$7,858,101.77	\$803.27	0.12%
			5/25/1938	553,467	\$575,685.12	\$460,548.09	\$7.59	0.02%
			5/25/2038	161,783	\$166,524.00	\$166,524.00	\$90.55	0.65%
MBS	31398NLS1	FNR 2010-106 BD	9/25/2020	354,881	\$360,330.40	\$360,330.40	\$474.05	1.58%
MBS	31398NQC1	FNR 2010-116 AC	7/25/1939	6,423,777	\$6,584,345.73	\$5,267,476.58	\$11,913.62	2.71%
MBS	31398NQF4	FNR 2010-116 AM	7/25/1939	6,439,420	\$6,534,015.08	\$5,227,212.06	\$11,105.75	2.55%

Asset Type	Cusip	Description	Maturity Date	Org Face/ Mat Amount	Curr Book Value	Invested Funds	Total Period Earnings	ROI
MBS	31398NW75	FNR 2010-123 HA	3/25/2024	828,242	\$837,359.72	\$837,359.72	\$1,000.92	1.43%
MBS	31398NWX8	FNR 2010-111 AE	4/25/2038	3,983,616	\$4,087,652.52	\$4,087,652.52	(\$2,644.80)	-0.78%
MBS	31398PJC4	FNR 2010-35 WA	9/25/2024	438,884	\$449,157.99	\$449,157.99	\$227.15	0.61%
MBS	31398PK65	FNR 2010-48 AP	6/25/2039	416,723	\$419,714.21	\$419,714.21	\$422.61	1.21%
MBS	31398PTT6	FNR 2010-42 AC	10/25/2024	933,703	\$963,997.05	\$963,997.05	(\$73.01)	-0.09%
MBS	31398PVW6	FNR 2010-44 PA	9/25/2039	422,870	\$427,150.99	\$427,150.99	\$1,226.34	3.45%
MBS	31398QK55	FHR 3683 AD	6/15/2020	63,224	\$63,263.02	\$63,263.02	\$56,670.92	1074.96%
MBS	31398QQG5	FHR 3681 BA	5/15/2020	5,220,361	\$5,255,473.15	\$5,255,473.15	\$5,471.93	1.25%
MBS	31398QTE7	FHR 3747 HG	7/15/2037	110,128	\$110,708.05	\$110,708.05	\$188.45	2.04%
MBS	31398QTH0	FHR 3747 HK	7/15/2037	4,591,140	\$4,639,553.76	\$4,639,553.76	\$5,035.97	1.30%
MBS	31398QTK3	FHR 3747 HM	7/15/2037	372,054	\$374,956.48	\$374,956.48	(\$26.70)	-0.09%
MBS	31398RE76	FNR 2010-57 DP	7/15/2037	1,765,766	\$1,791,662.63	\$1,791,662.63	\$1,942.36	1.30%
MBS	31398RLV5	FNR 2010-65 AD	8/25/2039	85,438	\$85,801.86	\$85,801.86	(\$14.95)	-0.21%
MBS	31398RLV5	FNR 2010-65 AD	9/25/2020	283,603	\$289,374.52	\$289,374.52	\$318.77	1.32%
MBS	31398RT39	FNR 2010-64 AD	12/25/2020	1,582,383	\$1,617,551.28	\$1,617,551.28	\$2,016.18	1.50%

Asset Type	Cusip	Description	Maturity Date	Org Face/ Mat Amount	Curr Book Value	Invested Funds	Total Period Earnings	ROI
MBS	31398SC43	FNR 2010-144 YA	11/25/2023	538,877	\$546,026.02	\$546,026.02	\$714.34	1.57%
			11/25/2023	426,327	\$432,034.23	\$432,034.23	\$229.14	0.64%
MBS	31398SRU9	FNR 2010-143 AG	12/25/1938	825,847	\$850,424.41	\$680,339.53	\$1,276.26	2.25%
MBS	31398STH6	FNR 2010-136 PA	5/25/1938	5,139,191	\$5,308,616.65	\$4,246,893.32	(\$1,125.12)	-0.32%
MBS	31398SV83	FNR 2010-154 MK	7/25/1939	4,168,644	\$4,231,812.34	\$3,385,449.88	\$6,114.45	2.17%
MBS	31398T4E8	FNR 2010-99 JU	8/25/2040	28,355,562	\$29,027,418.41	\$29,027,418.41	\$43,537.66	1.80%
MBS	31398T6U0	FNR 2010-113 GA	7/25/1939	6,887,002	\$7,001,353.78	\$5,601,083.02	\$12,117.08	2.60%
MBS	31398T6Z9	FNR 2010-113 LA	7/25/1939	6,327,452	\$6,420,971.74	\$5,136,777.39	\$10,106.98	2.36%
MBS	31398TPN5	FNR 2010-89 PG	12/25/2039	9,515,138	\$9,713,274.71	\$9,713,274.71	\$10,611.29	1.31%
MBS	31398TUF6	FNR 2010-83 AK	11/25/2018	227,590	\$230,649.97	\$230,649.97	\$286.71	1.49%
MBS	31398VEK8	FHR 3645 EH	12/15/2020	1,157,425	\$1,181,273.55	\$1,181,273.55	\$1,385.65	1.41%
MBS	31398VTN6	FHR 3659 BC	11/15/2034	264,295	\$264,576.71	\$264,576.71	\$702.82	3.19%
MBS	31398VVQ6	FHR 3659 VB	1/15/2037	7,007,556	\$7,233,082.00	\$7,233,082.00	(\$1,145.01)	-0.19%
MBS	31398WRG1	FHR 3632 CA	6/15/1938	15,581,416	\$15,792,024.30	\$7,369,611.34	\$34,532.32	5.62%
MBS	31402VQV5	FN 739468		0	\$0.00	\$0.00	\$495.83	

Asset Type	Cusip	Description	Maturity Date	Org Face/ Mat Amount	Curr Book Value	Invested Funds	Total Period Earnings	ROI
MBS	31402YCD4	FN 741768		0	\$0.00	\$0.00	\$214.49	
MBS	31402YCG7	FN 741771		0	\$0.00	\$0.00	(\$372.52)	
MBS	31402YCL6	FN 741775		0	\$0.00	\$0.00	\$227.78	
MBS	31402YCS1	FN 741781		0	\$0.00	\$0.00	\$96.46	
MBS	31402YCW2	FN 741785		0	\$0.00	\$0.00	\$338.74	
MBS	31402YCZ5	FN 741788		0	\$0.00	\$0.00	\$99.32	
MBS	31410LSV5	FN 890732	4/1/2025	1,389,730	\$1,438,840.55	\$1,438,840.55	(\$4,248.27)	-3.54%
MBS	31418MPS5	FN AD0432	12/1/2020	681,479	\$711,395.82	\$711,395.82	\$1,010.37	1.70%
MBS	38373ALV6	GNR 2009-65 LE	7/16/2039	237,718	\$257,899.47	\$257,899.47	\$122.50	0.57%
MBS	383742M26	GNR 2008-34 PE	8/20/2037	65,420	\$65,861.52	\$65,861.52	\$57.61	1.05%
MBS	383742N82	GNR 2008-34 PC	9/20/2037	221,981	\$223,621.98	\$223,621.98	\$329.11	1.77%
MBS	38374LRK9	GNR 2005-47 QC	11/20/2032	588,358	\$604,641.19	\$604,641.19	\$719.50	1.43%
MBS	38374TYR9	GNR 2009-31 DA	8/20/2038	31,227,136	\$32,845,794.59	\$32,845,794.59	\$34,468.34	1.26%
MBS	38374UYW5	GNR 2009-42 EP	9/20/2038	128,052	\$128,975.57	\$128,975.57	\$166.97	1.55%
MBS	38374YWC3	GNR 2010-85 NK						

Asset Type	Cusip	Description	Maturity Date	Org Face/ Mat Amount	Curr Book Value	Invested Funds	Total Period Earnings	ROI
			1/20/1938	262,260	\$267,424.03	\$169,368.56	\$403.99	2.86%
MBS	38374YYK3	GNR 2010-95 PC	12/20/2036	1,050,323	\$1,050,323.30	\$1,050,323.30	\$6,287.56	7.18%
MBS	38376C5H8	GNR 2009-96 GA	4/16/2039	215,002	\$228,306.38	\$228,306.38	\$192.26	1.01%
MBS	38376CQA0	GNR 2009-75 JD	8/16/2039	106,802	\$113,220.03	\$113,220.03	\$253.00	2.68%
MBS	38376CRR2	GNR 2009-77 KC	5/20/1938	496,384	\$509,360.32	\$322,594.87	\$533.43	1.98%
MBS	38376GP46	GNR 2011-49 A	7/16/2038	708,307	\$712,167.05	\$712,167.05	\$1,031.05	1.74%
			7/16/2038	2,036,618	\$2,045,191.58	\$2,045,191.58	\$2,686.65	1.58%
MBS	38376GP53	GNR 2011-49 AB	1/16/2034	5,317	\$5,316.71	\$5,316.71	\$15.34	3.46%
			1/16/2034	429,191	\$429,191.18	\$429,191.18	\$1,237.99	3.46%
MBS	38376J4M3	GNR 2009-123 JT	12/20/1938	651,542	\$680,756.59	\$431,145.84	\$908.08	2.53%
MBS	38376K5G2	GNR 2009-94 LD	12/16/2018	320,802	\$324,251.31	\$324,251.31	\$376.96	1.40%
MBS	38376KKX8	GNR 2009-93 HB	9/16/2039	1,177,564	\$1,215,725.13	\$1,215,725.13	\$1,579.85	1.56%
MBS	38376LUV9	GNR 2011-80 NH	5/16/1938	1,171,644	\$1,180,084.30	\$590,042.15	\$1,004.66	2.04%
MBS	38376PK82	GNR 2009-116 MK	11/16/1938	285,359	\$299,510.63	\$149,755.31	\$182.30	1.46%
MBS	38376PR85	GNR 2009-116 KG	8/20/2037	33,193	\$33,291.97	\$33,291.97	\$99.55	3.59%
MBS	38376TBF8	GNR 2010-12 DA	1/16/1940	194,050	\$210,517.73	\$105,258.86	\$468.25	5.34%

Asset Type	Cusip	Description	Maturity Date	Org Face/ Mat Amount	Curr Book Value	Invested Funds	Total Period Earnings	ROI
MBS	38376TNW8	GNR 2010-3 EV	12/20/1939	1,176,052	\$1,195,605.89	\$757,217.07	\$1,283.01	2.03%
MBS	38376W6A8	GNR 2010-33 LK	2/20/1938	393,152	\$403,747.48	\$255,706.74	\$354.57	1.66%
MBS	38376XHC0	GNR 2010-32 AK	5/20/1939	504,059	\$523,655.85	\$331,648.70	\$891.55	3.23%
MBS	38376YFH9	GNR 2010-46 CK	3/20/1939	328,214	\$342,131.68	\$216,683.39	\$418.52	2.32%
MBS	38377DXY7	GNR 2010-104 NG	7/20/1938	516,124	\$523,558.76	\$331,587.21	\$783.78	2.84%
MBS	38377FY54	GNR 2010-73 CA	8/20/1935	455,751	\$469,705.97	\$297,480.45	\$442.57	1.79%
MBS	38377JQD8	GNR 2010-98 DG	9/20/2038	5,000,000	\$5,288,916.67	\$5,288,916.67	\$7,656.67	1.74%
MBS	38377KRV4	GNR 2010-120 AM	1/20/2038	434,260	\$438,517.40	\$438,517.40	\$397.28	1.09%
MBS	38377LC22	GNR 2010-139 PV	12/20/2038	4,965,649	\$5,183,928.94	\$5,183,928.94	\$6,116.28	1.42%
MBS	38377LJ33	GNR 2010-130 LB	11/16/1938	3,147,472	\$3,263,399.88	\$1,631,699.94	\$600.45	0.44%
MBS	38377LN38	GNR 2010-130 LG	11/16/2038	177,550	\$181,139.29	\$181,139.29	\$192.78	1.28%
MBS	38377MNH5	GNR 2010-138 PD	8/20/1938	1,402,718	\$1,448,242.75	\$917,220.41	\$1,619.22	2.12%
MBS	38377MSG2	GNR 2010-144 PA	9/16/1940	454,520	\$464,537.23	\$232,268.62	\$505.67	2.61%
MBS	38377N3U6	GNR 2010-164 LK	10/20/1938	354,865	\$367,249.55	\$232,591.38	\$438.15	2.26%
MBS	38377RKY0	GNR 2010-160 A						

Asset Type	Cusip	Description	Maturity Date	Org Face/ Mat Amount	Curr Book Value	Invested Funds	Total Period Earnings	ROI
			6/20/1937	1,028,729	\$1,033,439.46	\$654,511.66	\$1,583.28	2.90%
MBS	38377RSZ9	GNR 2010-162 PQ	6/16/1939	728,052	\$756,273.55	\$378,136.77	\$167.09	0.53%
MBS	38377TG70	GNR 2011-19 WA	9/20/1939	284,247	\$288,457.16	\$182,689.53	\$399.28	2.62%
MBS	38377TR29	GNR 2011-24 NP	4/20/1939	3,922,170	\$4,060,008.33	\$2,571,338.61	\$4,518.26	2.11%
MBS	38377YPG9	GNR 2011-138 PN	6/20/2041	323,409	\$327,213.77	\$327,213.77	\$573.05	2.10%
MBS	38378BAA7	GNR 2011-165 A	10/16/2037	1,519,783	\$1,531,659.86	\$1,531,659.86	\$1,128.64	0.88%
MBS	38378BDE6	GNR 2012-19 AB	3/16/2034	3,104,660	\$3,108,571.53	\$3,108,571.53	\$3,212.24	1.24%
MBS	38378BRK7	GNR 2012-55 A	8/16/2033	4,260,873	\$4,266,656.27	\$4,266,656.27	\$4,851.02	1.36%
			8/16/2033	786,001	\$787,312.89	\$787,312.89	\$1,027.71	1.57%
MBS	38378BRT8	GNR 2012-44 A	4/16/2041	2,697,173	\$2,713,062.80	\$2,713,062.80	\$4,243.77	1.88%
MBS	38378BUJ6	GNR 2012-70 A	5/16/2042	1,674,486	\$1,680,534.97	\$1,680,534.97	\$2,042.94	1.46%
MBS	38378C2V8	GNR 2012-24 MK	11/20/2039	1,261,306	\$1,281,529.38	\$1,281,529.38	\$1,204.45	1.13%
MBS	38378DJ55	GNR 2012-31 QJ	12/20/2039	437,782	\$442,534.30	\$442,534.30	\$514.37	1.39%
			12/20/2039	894,586	\$903,191.95	\$903,191.95	\$887.02	1.18%
MBS	38378DRZ0	GNR 2012-38 DK	8/20/2037	1,435,734	\$1,451,374.18	\$1,451,374.18	\$1,606.15	1.33%
MBS	38378DY33	GNR 2012-32 CA	7/20/1940	2,209,248	\$2,265,312.46	\$1,434,697.89	\$1,687.59	1.41%

Asset Type	Cusip	Description	Maturity Date	Org Face/ Mat Amount	Curr Book Value	Invested Funds	Total Period Earnings	ROI
			7/20/2040	101,783	\$103,206.88	\$103,206.88	\$72.26	0.84%
MBS	38378KGV5	GNR 2013-57 A						
			6/16/2037	12,110,941	\$12,026,584.62	\$12,026,584.62	\$15,187.53	1.52%
MBS	38379CDY9	GNR 2014-81 EH						
			12/20/2042	488,133	\$491,128.37	\$491,128.37	\$744.61	1.82%
MBS	38379HUQ6	GNR 2014-188 QC						
			9/20/2044	2,840,536	\$2,840,535.75	\$2,840,535.75	\$5,381.19	2.27%
				MBS Totals:	\$1,277,526,632.36	\$1,241,559,983.04	\$1,835,377.05	1.77%

Asset Type	Cusip	Description	Maturity Date	Org Face/ Mat Amount	Curr Book Value	Invested Funds	Total Period Earnings	ROI
MMkt	BAML Fed MMkt 84			1	\$50,145.76	\$51,808.68	\$9.79	0.23%
MMkt	Federated-Raymond			1	\$50,879.24	\$52,565.96	\$7.78	0.18%
MMkt	Invesco-Simmons M			1	\$54,054.11	\$55,845.61	\$9.64	0.21%
MMkt	Treasury MMgt			1	\$2,375,541,954.22	\$79,184,731.81	\$36,121.25	0.55%
		MMkt Totals:			\$2,375,697,033.33	\$79,344,952.05	\$36,148.46	0.55%

Asset Type	Cusip	Description	Maturity Date	Org Face/ Mat Amount	Curr Book Value	Invested Funds	Total Period Earnings	ROI
Muni	04108NZ88	ARSDEV 1.197 10/01/	10/1/2017	1,235,000	\$1,235,000.00	\$1,276,166.67	\$1,231.91	1.16%
Muni	04108NZ96	ARSDEV 1.618 10/01/	10/1/2018	1,250,000	\$1,250,000.00	\$1,291,666.67	\$1,685.42	1.57%
Muni	782816AC6	RUSWTR 2 07/01/18	7/1/2018	1,000,000	\$1,000,000.00	\$1,042,930.70	\$1,233.33	1.42%
Muni	83712TDA6	SCSHSG 2.95 01/01/4	1/1/2041	990,000	\$990,000.00	\$1,019,284.40	\$24.52	0.03%
				0	\$0.00	\$0.00		
Muni Totals:					\$4,475,000.00	\$4,630,048.44	\$4,175.18	1.08%

Asset Type	Cusip	Description	Maturity Date	Org Face/ Mat Amount	Curr Book Value	Invested Funds	Total Period Earnings	ROI
				Report Totals:	\$7,477,760,627.06	\$3,415,300,907.26	\$3,576,874.24	1.26%

Consolidated ROI Report

Validated Through: 11/30/2016

Asset Type	Cusip	Description	Maturity Date	Org Face/ Mat Amount	Curr Book Value	Invested Funds	Total Period Earnings	ROI
CP	1513E2LE9	CENTEN 0 11/14/16	11/14/2016	29,000,000	\$29,000,000.00	\$12,552,075.37	\$11,519.44	1.10%
			11/14/2016	10,000,000	\$10,000,000.00	\$4,329,625.92	\$3,972.22	1.10%
			11/14/2016	25,000,000	\$25,000,000.00	\$10,822,740.74	\$9,930.55	1.10%
CP	1513E2LP4	CENTEN 0 11/23/16	11/23/2016	20,000,000	\$20,000,000.00	\$14,638,087.04	\$14,055.55	1.15%
CP	1513E2LU3	CENTEN 0 11/28/16	11/28/2016	21,000,000	\$21,000,000.00	\$18,854,010.00	\$18,900.00	1.20%
CP	1513E2LW9	CENTEN 0 11/30/16	11/30/2016	54,000,000	\$54,000,000.00	\$28,787,200.00	\$24,000.00	1.00%
CP	1513E2M16	CENTEN 0 12/01/16	12/1/2016	21,000,000	\$21,000,000.00	\$2,099,833.75	\$1,662.50	0.95%
			12/1/2016	30,890,000	\$30,890,000.00	\$8,235,502.82	\$6,864.44	1.00%
CP	1513E2MP3	CENTEN 0 12/23/16	12/23/2016	25,000,000	\$25,000,000.00	\$832,747.69	\$763.89	1.10%
CP	16952ML11	CIMCHK CP 11/01/16	11/1/2016	25,412,000	\$25,412,000.00	\$0.00	\$0.00	
CP	16952ML29	CIMCHK CP 11/02/16	11/2/2016	10,818,000	\$10,818,000.00	\$360,536.90	\$270.45	0.90%
CP	16952ML37	CIMCHK CP 11/03/16	11/3/2016	51,500,000	\$51,500,000.00	\$3,432,732.50	\$2,575.00	0.90%
CP	16952ML45	CIMCHK CP 11/04/16	11/4/2016	41,700,000	\$41,700,000.00	\$4,166,229.63	\$3,648.75	1.05%
			11/4/2016	35,000,000	\$35,000,000.00	\$3,493,155.56	\$3,208.33	1.10%
			11/4/2016	51,000,000	\$51,000,000.00	\$5,099,107.50	\$3,825.00	0.90%
CP	16952ML94	CIMCHK 0 11/09/16						

Asset Type	Cusip	Description	Maturity Date	Org Face/ Mat Amount	Curr Book Value	Invested Funds	Total Period Earnings	ROI
			11/9/2016	6,080,000	\$6,080,000.00	\$1,418,423.92	\$1,040.36	0.88%
CP	16952MLA1	CIMCHK CP 11/10/16	11/10/2016	40,000,000	\$40,000,000.00	\$7,998,866.67	\$5,666.67	0.85%
			11/10/2016	51,500,000	\$51,500,000.00	\$12,014,610.48	\$8,812.22	0.88%
			11/10/2016	50,000,000	\$50,000,000.00	\$9,998,583.33	\$7,083.33	0.85%
CP	16952MLE3	CIMCHK 0 11/14/16	11/14/2016	23,750,000	\$23,750,000.00	\$10,279,087.96	\$9,434.03	1.10%
CP	16952MLH6	CIMCHK CP 11/17/16	11/17/2016	70,300,000	\$70,300,000.00	\$16,400,526.54	\$12,029.11	0.88%
CP	16952MLP8	CIMCHK CP 11/23/16	11/23/2016	14,400,000	\$14,400,000.00	\$2,879,592.00	\$2,040.00	0.85%
			11/23/2016	36,180,000	\$36,180,000.00	\$8,440,555.48	\$6,190.80	0.88%
CP	16952MLU7	CIMCHK 0 11/28/16	11/28/2016	6,270,000	\$6,270,000.00	\$5,637,513.75	\$4,702.50	1.00%
			11/28/2016	58,000,000	\$58,000,000.00	\$52,150,700.00	\$43,500.00	1.00%
CP	16952MLW3	CIMCHK 0 11/30/16	11/30/2016	75,000,000	\$75,000,000.00	\$17,497,005.56	\$12,833.33	0.88%
			11/30/2016	82,000,000	\$82,000,000.00	\$43,715,840.00	\$32,800.00	0.90%
CP	16952MM10	CIMCHK CP 12/01/16	12/1/2016	158,298,000	\$158,298,000.00	\$42,204,545.05	\$30,956.05	0.88%
CP	16952MMN2	CIMCHK CP 12/22/16	12/22/2016	16,000,000	\$16,000,000.00	\$15,970,133.33	\$14,000.00	1.05%
CP	16953JLE9	CHIPOW CP 11/14/16	11/14/2016	32,000,000	\$32,000,000.00	\$13,854,725.93	\$11,555.56	1.00%
			11/14/2016	25,000,000	\$25,000,000.00	\$10,827,329.86	\$8,576.39	0.95%
CP	16953JLF6	CHIPOW CP 11/15/16	11/15/2016	17,486,000	\$17,486,000.00	\$8,155,611.26	\$6,460.11	0.95%
CP	16953JLJ8	CHIPOW 0 11/18/16	11/18/2016	18,758,000	\$18,758,000.00	\$10,620,084.86	\$8,857.95	1.00%

Asset Type	Cusip	Description	Maturity Date	Org Face/ Mat Amount	Curr Book Value	Invested Funds	Total Period Earnings	ROI
			11/18/2016	12,659,000	\$12,659,000.00	\$7,167,256.21	\$5,977.86	1.00%
CP	16953JLV1	CHIPOW CP 11/29/16	11/18/2016	30,000,000	\$30,000,000.00	\$16,985,833.33	\$14,166.67	1.00%
			11/29/2016	61,417,000	\$61,417,000.00	\$22,513,511.41	\$16,514.35	0.88%
CP	16953JLW9	CHIPOW CP 11/30/16	11/29/2016	155,674,000	\$155,674,000.00	\$72,622,439.91	\$54,485.90	0.90%
			11/30/2016	10,297,000	\$10,297,000.00	\$7,203,989.71	\$5,586.12	0.93%
			11/30/2016	7,362,000	\$7,362,000.00	\$2,208,130.67	\$1,564.42	0.85%
CP	16953JM16	CHIPOW 0 12/01/16	12/1/2016	5,000,000	\$5,000,000.00	\$2,332,516.67	\$1,750.00	0.90%
CP	16953JM99	CHIPOW 0 12/09/16	12/9/2016	100,000,000	\$100,000,000.00	\$6,665,092.59	\$4,722.22	0.85%
CP	16953JMT5	CHIPOW 0 12/27/16	12/27/2016	51,541,000	\$51,541,000.00	\$3,433,527.80	\$2,720.22	0.95%
CP	16953VL36	CSCOHK 0 11/03/16	11/3/2016	24,500,000	\$24,500,000.00	\$1,633,031.62	\$1,293.05	0.95%
CP	16953VL44	CSCOHK CP 11/04/16	11/4/2016	29,000,000	\$29,000,000.00	\$2,899,492.50	\$2,175.00	0.90%
CP	16953VL93	CSCOHK 0 11/09/16	11/9/2016	21,038,000	\$21,038,000.00	\$4,908,026.70	\$3,599.84	0.88%
CP	16953VLA0	CSCOHK 0 11/10/16	11/10/2016	24,500,000	\$24,500,000.00	\$5,715,610.67	\$4,525.69	0.95%
			11/10/2016	11,250,000	\$11,250,000.00	\$2,249,681.25	\$1,593.75	0.85%
CP	16953VLH5	CSCOHK CP 11/17/16	11/17/2016	37,012,000	\$37,012,000.00	\$8,634,655.59	\$6,333.16	0.88%
CP	16953VLJ1	CSCOHK CP 11/18/16	11/18/2016	19,862,000	\$19,862,000.00	\$11,245,441.41	\$9,379.28	1.00%
			11/18/2016	27,000,000	\$27,000,000.00	\$15,287,675.00	\$12,750.00	1.00%
CP	16953VLP7	CSCOHK CP 11/23/16						

Asset Type	Cusip	Description	Maturity Date	Org Face/ Mat Amount	Curr Book Value	Invested Funds	Total Period Earnings	ROI
			11/23/2016	16,500,000	\$16,500,000.00	\$3,299,505.00	\$2,475.00	0.90%
			11/23/2016	8,400,000	\$8,400,000.00	\$6,148,501.33	\$5,390.00	1.05%
CP	16953VLU6	CSCOHK 0 11/28/16	11/28/2016	37,000,000	\$37,000,000.00	\$33,260,317.50	\$30,525.00	1.10%
CP	16953VLW2	CSCOHK 0 11/30/16	11/30/2016	8,000,000	\$8,000,000.00	\$3,465,477.41	\$2,744.44	0.95%
			11/30/2016	52,000,000	\$52,000,000.00	\$22,526,010.00	\$16,900.00	0.90%
			11/30/2016	5,000,000	\$5,000,000.00	\$2,332,534.82	\$1,711.11	0.88%
CP	16953VM19	CSCOHK 0 12/01/16	12/1/2016	55,000,000	\$55,000,000.00	\$5,499,564.58	\$4,354.17	0.95%
			12/1/2016	19,462,000	\$19,462,000.00	\$6,485,801.60	\$4,595.19	0.85%
CP	16953VM27	CSCOHK 0 12/02/16	12/2/2016	16,500,000	\$16,500,000.00	\$4,398,955.00	\$3,483.33	0.95%
CP	16953VML5	CSCOHK CP 12/20/16	12/20/2016	60,000,000	\$60,000,000.00	\$59,833,166.67	\$55,000.00	1.10%
CP	19214AL15	COFBOC CP 11/01/16	11/1/2016	10,200,000	\$10,200,000.00	\$0.00	\$0.00	
CP	19214ALW7	COFBOC 0 11/30/16	11/30/2016	56,150,000	\$56,150,000.00	\$24,323,758.88	\$18,248.75	0.90%
CP	24409TLE1	DERPRK 0 11/14/16	11/14/2016	10,000,000	\$10,000,000.00	\$4,329,481.48	\$3,611.12	1.00%
CP	24409TMC4	DERPRK 0 12/12/16	12/12/2016	25,000,000	\$25,000,000.00	\$24,937,000.00	\$22,500.00	1.08%
CP	24409TMN0	DERPRK 0 12/22/16	12/22/2016	15,000,000	\$15,000,000.00	\$14,958,150.00	\$13,500.00	1.08%
CP	24409TNH2	DERPRK 0 01/17/17	1/17/2017	30,000,000	\$30,000,000.00	\$29,915,666.67	\$28,750.00	1.15%
CP	24409TNL3	DERPRK 0 01/20/17	1/20/2017	20,000,000	\$20,000,000.00	\$19,944,416.67	\$19,166.67	1.15%

Asset Type	Cusip	Description	Maturity Date	Org Face/ Mat Amount	Curr Book Value	Invested Funds	Total Period Earnings	ROI
CP	24409TNRO	DERPRK CP 01/25/17	1/25/2017	20,000,000	\$20,000,000.00	\$19,941,222.22	\$19,166.67	1.15%
CP	26876ALW1	ENIFIN 0 11/30/16	11/30/2016	25,000,000	\$25,000,000.00	\$7,498,518.75	\$4,937.50	0.79%
CP	26876AM18	ENIFIN 0 12/01/16	12/1/2016	15,500,000	\$15,500,000.00	\$4,649,070.00	\$3,100.00	0.80%
CP	28504GLU8	EDFRPP CP 11/28/16	11/28/2016	24,785,000	\$24,785,000.00	\$5,782,267.06	\$3,855.44	0.80%
CP	3454G0L89	FMCCPP CP 11/08/16	11/8/2016	400,000	\$400,000.00	\$93,131.89	\$81.67	1.05%
CP	3454G0LE6	FMCCPP 0 11/14/16	11/14/2016	650,000	\$650,000.00	\$280,978.15	\$258.19	1.10%
			11/14/2016	25,000,000	\$25,000,000.00	\$10,807,739.58	\$9,479.17	1.05%
CP	3454G0LU0	FMCCPP 0 11/28/16	11/28/2016	50,000,000	\$50,000,000.00	\$44,882,300.00	\$40,125.00	1.07%
CP	38528KL22	GRCHAR 0 11/02/16	11/2/2016	50,000,000	\$50,000,000.00	\$1,666,326.39	\$1,458.33	1.05%
CP	38528KL48	GRCHAR 0 11/04/16	11/4/2016	70,000,000	\$70,000,000.00	\$6,998,570.83	\$6,125.00	1.05%
CP	38528KL97	GRCHAR 0 11/09/16	11/9/2016	30,000,000	\$30,000,000.00	\$6,998,570.83	\$6,125.00	1.05%
CP	38528KLA4	GRCHAR CP 11/10/16	11/10/2016	70,000,000	\$70,000,000.00	\$13,997,550.00	\$12,250.00	1.05%
CP	38528KLG1	GRCHAR CP 11/16/16	11/16/2016	50,000,000	\$50,000,000.00	\$11,664,398.15	\$9,722.22	1.00%
CP	38528KLW6	GRCHAR 0 11/30/16	11/30/2016	50,000,000	\$50,000,000.00	\$23,324,259.26	\$19,444.44	1.00%
			11/30/2016	70,000,000	\$70,000,000.00	\$46,640,740.74	\$38,888.89	1.00%
CP	43357LL75	HITCRD CP 11/07/16						

Asset Type	Cusip	Description	Maturity Date	Org Face/ Mat Amount	Curr Book Value	Invested Funds	Total Period Earnings	ROI
CP	43357LL83	HITCRD CP 11/08/16	11/7/2016	27,512,000	\$27,512,000.00	\$5,498,227.35	\$4,814.60	1.05%
CP	52468JMC5	LGSERA CP 12/12/16	11/8/2016	31,000,000	\$31,000,000.00	\$7,228,057.02	\$6,088.06	1.01%
CP	65475JL13	NIFIN CP 11/01/16	12/12/2016	42,664,000	\$42,664,000.00	\$42,592,893.33	\$35,553.33	1.00%
CP	65475JL88	NIFIN CP 11/08/16	11/1/2016	5,000,000	\$5,000,000.00	\$0.00	\$0.00	
CP	65475JLA3	NIFIN CP 11/10/16	11/8/2016	30,570,000	\$30,570,000.00	\$7,130,265.68	\$5,468.63	0.92%
CP	65475JLF2	NIFIN CP 11/15/16	11/8/2016	8,830,000	\$8,830,000.00	\$2,059,543.54	\$1,579.59	0.92%
CP	65475JLV7	NIFIN 0 11/29/16	11/10/2016	37,000,000	\$37,000,000.00	\$11,093,216.67	\$9,250.00	1.00%
CP	65475JLW5	NIFIN 0 11/30/16	11/15/2016	95,000,000	\$95,000,000.00	\$44,307,472.22	\$36,944.44	1.00%
CP	65475JM12	NIFIN 0 12/01/16	11/29/2016	47,000,000	\$47,000,000.00	\$21,925,656.67	\$16,450.00	0.90%
CP	68268TL16	OKSPP 0 11/01/16	11/30/2016	10,000,000	\$10,000,000.00	\$4,998,125.00	\$3,750.00	0.90%
CP	68268TL40	OKSPP CP 11/04/16	12/1/2016	30,000,000	\$30,000,000.00	\$8,998,132.50	\$6,225.00	0.83%
CP	68268TL81	OKSPP 0 11/08/16	11/1/2016	3,000,000	\$3,000,000.00	\$0.00	\$0.00	
CP	68268TL99	OKSPP 0 11/09/16	11/4/2016	6,300,000	\$6,300,000.00	\$629,441.75	\$577.50	1.10%
CP			11/4/2016	25,000,000	\$25,000,000.00	\$2,499,513.89	\$2,083.33	1.00%
CP			11/8/2016	25,000,000	\$25,000,000.00	\$5,832,142.36	\$5,104.17	1.05%
CP			11/9/2016	10,000,000	\$10,000,000.00	\$2,663,896.30	\$2,444.44	1.10%

Asset Type	Cusip	Description	Maturity Date	Org Face/ Mat Amount	Curr Book Value	Invested Funds	Total Period Earnings	ROI
CP	68268TLE8	OKSPP 0 11/14/16						
			11/14/2016	17,000,000	\$17,000,000.00	\$7,360,005.97	\$6,445.83	1.05%
CP	68268TLJ7	OKSPP 0 11/18/16						
			11/18/2016	15,000,000	\$15,000,000.00	\$8,491,311.11	\$8,145.83	1.15%
CP	68268TLM0	OKSPP CP 11/21/16						
			11/21/2016	10,900,000	\$10,900,000.00	\$5,084,589.61	\$4,450.83	1.05%
CP	68268TLP3	OKSPP CP 11/23/16						
			11/23/2016	15,000,000	\$15,000,000.00	\$10,990,375.00	\$9,625.00	1.05%
CP	68268TLU2	OKSPP 0 11/28/16						
			11/28/2016	16,000,000	\$16,000,000.00	\$14,385,040.00	\$13,200.00	1.10%
			11/28/2016	10,000,000	\$10,000,000.00	\$8,990,650.00	\$8,250.00	1.10%
CP	68268TLV0	OKSPP 0 11/29/16						
			11/29/2016	20,000,000	\$20,000,000.00	\$13,991,425.00	\$12,250.00	1.05%
			11/29/2016	10,000,000	\$10,000,000.00	\$6,662,777.78	\$5,833.33	1.05%
CP	68268TLW8	OKSPP 0 11/30/16						
			11/30/2016	20,000,000	\$20,000,000.00	\$9,995,416.67	\$9,166.67	1.10%
			11/30/2016	20,000,000	\$20,000,000.00	\$15,322,557.40	\$14,055.56	1.10%
CP	68268TM15	OKSPP CP 12/01/16						
			12/1/2016	10,000,000	\$10,000,000.00	\$4,664,706.67	\$4,200.00	1.08%
CP	68268TM56	OKSPP CP 12/05/16						
			12/5/2016	8,400,000	\$8,400,000.00	\$6,155,328.67	\$5,390.00	1.05%
CP	68268TM72	OKSPP CP 12/07/16						
			12/7/2016	6,600,000	\$6,600,000.00	\$3,517,741.33	\$3,080.00	1.05%
CP	68268TM98	OKSPP CP 12/09/16						
			12/9/2016	5,550,000	\$5,550,000.00	\$2,588,258.94	\$2,374.17	1.10%
CP	68268TML1	OKSPP CP 12/20/16						
			12/20/2016	8,250,000	\$8,250,000.00	\$274,839.58	\$240.63	1.05%
CP	68268TMN7	OKSPP 0 12/22/16						
			12/22/2016	15,000,000	\$15,000,000.00	\$6,992,513.89	\$6,416.67	1.10%

Asset Type	Cusip	Description	Maturity Date	Org Face/ Mat Amount	Curr Book Value	Invested Funds	Total Period Earnings	ROI
CP	68268TMT4	OKSPP 0 12/27/16	12/27/2016	20,000,000	\$20,000,000.00	\$1,332,192.59	\$1,222.22	1.10%
CP	68268TN63	OKSPP CP 01/06/17	1/6/2017	20,000,000	\$20,000,000.00	\$665,878.70	\$638.89	1.15%
CP	82484LLU8	SHISPP CP 11/28/16	11/28/2016	37,850,000	\$37,850,000.00	\$7,568,990.67	\$5,046.67	0.80%
CP	82936ML22	SINOCF 0 11/02/16	11/2/2016	86,000,000	\$86,000,000.00	\$2,866,220.74	\$1,911.11	0.80%
CP	82936ML97	SINOCF CP 11/09/16	11/9/2016	55,000,000	\$55,000,000.00	\$12,831,212.27	\$9,090.28	0.85%
CP	82936MLP1	SINOCF 0 11/23/16	11/23/2016	26,850,000	\$26,850,000.00	\$6,263,927.99	\$4,594.33	0.88%
CP	82936MLU0	SINOCF CP 11/28/16	11/28/2016	13,500,000	\$13,500,000.00	\$6,297,795.00	\$4,725.00	0.90%
CP	82936PLU3	SINOCM 0 11/28/16	11/28/2016	26,500,000	\$26,500,000.00	\$17,657,342.59	\$13,986.11	0.95%
			11/28/2016	122,000,000	\$122,000,000.00	\$109,696,300.00	\$91,500.00	1.00%
CP	82936PMC2	SINOCM 0 12/12/16	12/12/2016	27,350,000	\$27,350,000.00	\$911,377.97	\$721.74	0.95%
CP	84757AL12	SPECEN 0 11/01/16	11/1/2016	15,605,000	\$15,605,000.00	\$0.00	\$0.00	
CP	84757AL20	SPECEN CP 11/02/16	11/2/2016	1,978,000	\$1,978,000.00	\$65,832.60	\$54.94	1.00%
CP	86723ALV2	SU 0 11/29/16	11/29/2016	35,000,000	\$35,000,000.00	\$32,579,283.33	\$29,127.78	1.07%
CP	86723AM25	SU CP 12/02/16	12/2/2016	15,000,000	\$15,000,000.00	\$14,958,983.33	\$13,375.00	1.07%
CP	8716A2LW5	SYNWIL 0 11/30/16	11/30/2016	100,000,000	\$100,000,000.00	\$23,329,250.00	\$17,500.00	0.90%

Asset Type	Cusip	Description	Maturity Date	Org Face/ Mat Amount	Curr Book Value	Invested Funds	Total Period Earnings	ROI
CP	8716A2M87	SYNWIL 0 12/08/16	12/8/2016	50,000,000	\$50,000,000.00	\$1,666,333.33	\$1,250.00	0.90%
CP	87230RMD8	TCLHOL 0 12/13/16	12/13/2016	65,000,000	\$65,000,000.00	\$4,331,648.15	\$3,611.11	1.00%
CP	91842LLW2	VWCRED 0 11/30/16	11/30/2016	22,000,000	\$22,000,000.00	\$6,598,680.00	\$4,400.00	0.80%
CP	91842LM19	VWCRED 0 12/01/16	11/30/2016	20,000,000	\$20,000,000.00	\$7,997,840.00	\$5,400.00	0.81%
			12/1/2016	25,000,000	\$25,000,000.00	\$10,830,125.46	\$7,402.78	0.82%
			12/1/2016	25,000,000	\$25,000,000.00	\$10,830,125.46	\$7,402.78	0.82%
CP	91842LM27	VWCRED 0 12/02/16	12/2/2016	25,000,000	\$25,000,000.00	\$7,498,333.33	\$5,000.00	0.80%
			CP Totals:		\$4,332,210,000.00	\$1,652,058,981.34	\$1,366,262.74	0.99%

Asset Type	Cusip	Description	Maturity Date	Org Face/ Mat Amount	Curr Book Value	Invested Funds	Total Period Earnings	ROI
DDA	1st Security DDA 02			1	\$7,508.66	\$7,507.80	\$2.78	0.44%
DDA	Bank of America DD			1	\$28,229,791.32	\$17,445,489.27	\$1,003.71	0.07%
DDA	Bank of Ozarks DDA			1	\$228,357,568.44	\$275,318,683.10	\$169,717.00	0.74%
DDA	Centennial DDA 965			1	\$87,036,495.69	\$87,021,023.78	\$50,066.89	0.69%
DDA	ICS-Centennial DDA			1	\$35,196,536.28	\$35,190,261.01	\$20,246.45	0.69%
DDA	Regions DDA 6470			1	\$1,243,222.48	\$11,490,481.50	\$661.10	0.07%
DDA	Simmons DDA 4368			1	\$13,769,153.16	\$10,766,598.97	\$5,309.56	0.59%
DDA	US Bank DDA 0126			1	\$114,616.65	\$129,140.45	\$3.71	0.03%
	DDA	Totals:			\$393,954,892.68	\$437,369,185.88	\$247,011.20	0.68%

Asset Type	Cusip	Description	Maturity Date	Org Face/ Mat Amount	Curr Book Value	Invested Funds	Total Period Earnings	ROI
MBS	3129724K5	FG B19826	8/1/2020	521,550	\$544,661.99	\$562,817.39	\$1,116.97	2.38%
MBS	3136A04G9	FNR 2011-90 AG	9/25/2023	769,904	\$784,440.71	\$810,588.73	\$917.47	1.36%
MBS	3136A0KY2	FNR 2011-74 UB	7/25/2040	6,176,944	\$6,535,561.43	\$6,753,413.48	\$7,367.70	1.31%
MBS	3136A0LW5	FNR 2011-70 AD	6/25/2030	924,094	\$934,061.63	\$965,197.02	\$1,793.87	2.23%
MBS	3136A0P27	FNR 2011-86 AB	2/25/1940	340,544	\$351,830.63	\$281,464.50	\$585.93	2.50%
MBS	3136A1BN4	FNR 2011-103 JK	11/25/2029	853,968	\$867,057.91	\$895,959.84	\$858.94	1.15%
MBS	3136A1GS8	FNR 2011-98 AB	11/25/1937	5,454,935	\$5,604,233.30	\$4,483,386.64	\$5,715.85	1.53%
MBS	3136A1KJ3	FNR 2011-99 DV	1/25/2026	5,816,056	\$5,944,429.89	\$6,142,577.56	\$1,843.17	0.36%
MBS	3136A1WV3	FNR 2011-106 LV	1/25/2023	3,405,495	\$3,481,090.36	\$3,597,126.70	\$3,571.33	1.19%
MBS	3136A22J1	FNR 2011-139 A	5/25/1938	857,436	\$877,100.06	\$701,680.05	\$928.89	1.59%
MBS	3136A22T9	FNR 2011-144 CJ	1/25/1942	178,290	\$179,700.95	\$143,760.76	\$192.87	1.61%
MBS	3136A2JX2	FNR 2011-111 HA	6/25/2039	114,038	\$116,130.59	\$120,001.61	\$266.38	2.66%
MBS	3136A2QP1	FNR 2011-132 PA	8/25/2039	168,736	\$174,941.52	\$180,772.90	\$92.79	0.62%
MBS	3136A3AS0	FNR 2011-145 JA	12/25/2041	3,940,437	\$4,149,953.73	\$4,288,285.53	\$755.95	0.21%
MBS	3136A3BK6	FNR 2011-145 DA						

Asset Type	Cusip	Description	Maturity Date	Org Face/ Mat Amount	Curr Book Value	Invested Funds	Total Period Earnings	ROI
			1/25/2026	160,559	\$163,381.45	\$168,827.49	\$160.94	1.14%
MBS	3136A3BW0	FNR 2011-145 LQ	3/25/1940	185,434	\$188,169.20	\$150,535.36	\$393.04	3.13%
MBS	3136A4FC8	FNR 2012-23 PC	3/25/2040	3,973,582	\$3,964,893.20	\$4,097,056.31	\$7,209.96	2.11%
MBS	3136A4K40	FNR 2012-17 QC	7/25/1939	392,395	\$398,434.05	\$318,747.24	\$404.79	1.52%
			7/25/2039	1,805,017	\$1,826,601.21	\$1,887,487.91	\$2,466.58	1.57%
MBS	3136A4K65	FNR 2012-17 QG	7/25/2039	287,756	\$292,469.94	\$302,218.94	\$415.37	1.65%
MBS	3136A5B47	FNR 2012-54 WG	1/25/2041	266,679	\$274,221.60	\$283,362.32	\$511.27	2.17%
MBS	3136A5EV4	FNR 2012-29 AD	8/25/2038	4,712,171	\$4,681,142.83	\$4,837,180.92	\$11,619.54	2.88%
MBS	3136A5GA8	FNR 2012-29 PM	3/25/2042	2,984,805	\$2,936,027.02	\$3,033,894.59	\$6,900.13	2.73%
MBS	3136A63F9	FNR 2012-72 BC	4/25/2042	1,563,107	\$1,491,491.80	\$1,541,208.20	\$4,357.67	3.39%
MBS	3136A6AW4	FNR 2012-52 NB	12/25/2039	3,468,531	\$3,588,335.84	\$3,707,947.04	\$4,367.44	1.41%
MBS	3136A7RU8	FNR 2012-90 CB	4/25/2042	4,692,582	\$4,648,537.58	\$4,803,488.83	\$11,318.04	2.83%
MBS	3136A8SG6	FNR 2012-102 PA	3/25/2041	4,072,714	\$4,277,575.73	\$4,420,161.59	\$6,913.42	1.88%
MBS	3136AAJ30	FNR 2012-137 JA	9/25/2040	13,690,166	\$13,770,786.88	\$14,229,813.11	\$24,990.23	2.11%
MBS	3136AB3D3	FNR 2013-2 AV	2/25/2043	488,235	\$488,571.80	\$504,857.53	\$751.97	1.79%
MBS	3136ACYK1	FNR 2013-18 NA						

Asset Type	Cusip	Description	Maturity Date	Org Face/ Mat Amount	Curr Book Value	Invested Funds	Total Period Earnings	ROI
			12/25/2042	2,960,903	\$2,920,166.96	\$3,017,505.86	\$6,749.51	2.68%
MBS	3136AG3J9	FNR 2013-116 YB	7/25/2043	6,839,284	\$6,953,540.65	\$7,185,325.34	\$9,950.77	1.66%
MBS	3136AKNC3	FNR 2014-39 AB	9/25/1939	2,980,222	\$3,014,260.86	\$2,411,408.69	\$2,665.61	1.33%
MBS	3136AKNF6	FNR 2014-39 GA	9/25/2039	17,209,296	\$17,475,581.64	\$18,058,101.03	\$18,685.66	1.24%
MBS	3136ANT49	FNR 2015-43 QB	12/25/2044	11,084,044	\$11,054,601.69	\$11,423,088.42	\$21,648.47	2.27%
MBS	3136ANXY8	FNR 2015-27 MB	10/25/2044	13,155,943	\$13,140,655.73	\$13,578,677.59	\$26,935.95	2.38%
MBS	3136AQN44	FNR 2015-80 CA	4/25/2040	74,781,302	\$75,921,667.37	\$78,452,389.61	\$140,097.81	2.14%
MBS	3136ARBM9	FNR 2016-2 EZ	2/25/2046	23,421,288	\$23,269,205.82	\$24,044,846.01	\$60,031.44	3.00%
MBS	3136ATN59	FNR 2016-73 DK	5/25/2025	5,009,319	\$5,095,416.23	\$5,265,263.44	\$13,710.77	3.12%
MBS	3136ATPB4	FNR 2016-66 GA	8/25/2025	3,719,753	\$3,772,871.51	\$3,898,633.90	\$3,314.04	1.02%
MBS	3136AUTJ0	FNR 2016-88 EA	1/25/1945	32,733,854	\$34,421,527.05	\$27,537,221.64	(\$40,797.71)	-1.78%
MBS	3136AUVL2	FNR 2016-93 NA	9/25/2042	199,094,960	\$204,538,672.47	\$211,356,628.21	(\$8,370.86)	-0.05%
MBS	3137A23E9	FHR 3745 GP	6/15/2039	208,585	\$217,204.91	\$224,445.07	\$106.74	0.57%
MBS	3137A2ED9	FHR 3755 AD	11/15/2020	131,593	\$134,656.72	\$139,145.28	\$180.25	1.55%
MBS	3137A2EP2	FHR 3755 HA	4/15/2039	253,651	\$259,245.44	\$267,886.95	\$499.73	2.24%

Asset Type	Cusip	Description	Maturity Date	Org Face/ Mat Amount	Curr Book Value	Invested Funds	Total Period Earnings	ROI
MBS	3137A2L41	FHR 3761 HD	3/15/1937	252,845	\$258,554.92	\$120,658.96	(\$66.19)	-0.66%
MBS	3137A32Q1	FHR 3763 QA	4/15/2034	10,212,699	\$10,393,586.36	\$10,740,039.24	(\$272.31)	-0.03%
MBS	3137A3HS1	FHR 3751 MC	7/15/2037	904,941	\$917,359.77	\$947,938.43	\$98.68	0.12%
MBS	3137A3Y52	FHR 3769 MB	10/15/2038	3,090,399	\$3,166,633.66	\$3,272,188.12	\$359.02	0.13%
MBS	3137A4G43	FHR 3772 A	4/15/2029	4,353,412	\$4,477,336.64	\$4,626,581.19	\$3,831.37	0.99%
MBS	3137A4HA8	FHR 3772 EA	6/15/2038	708,808	\$731,638.25	\$756,026.20	\$1,117.92	1.77%
MBS	3137A5N26	FHR 3795 KA	11/15/2024	6,340	\$6,354.06	\$6,565.86	\$53.60	9.80%
MBS	3137A6CK6	FHR 3815 AD	7/15/2025	405,068	\$411,636.89	\$425,358.12	\$635.97	1.79%
MBS	3137A6CL4	FHR 3815 AE	7/15/2025	607,602	\$621,048.28	\$641,749.89	\$893.29	1.67%
MBS	3137A6DL3	FHR 3815 EA	12/15/2025	839,843	\$874,675.56	\$903,831.41	\$1,201.19	1.59%
MBS	3137A6TM4	FHR 3808 A	9/15/2028	1,338,410	\$1,358,381.41	\$1,403,660.79	\$263.89	0.23%
MBS	3137A7GU8	FHR 3800 EH	8/15/1938	287,764	\$296,742.00	\$138,479.60	\$532.24	4.61%
MBS	3137A7X39	FHR 3832 PL	8/15/2039	6,504,512	\$6,883,679.12	\$7,113,135.09	\$3,117.55	0.53%
MBS	3137A7Z78	FHR 3825 AP	3/15/2039	195,791	\$198,365.14	\$204,977.31	\$566.63	3.32%
MBS	3137A8NH7	FHR 3830 EC						

Asset Type	Cusip	Description	Maturity Date	Org Face/ Mat Amount	Curr Book Value	Invested Funds	Total Period Earnings	ROI
			10/15/2039	455,089	\$468,227.25	\$483,834.83	\$434.15	1.08%
MBS	3137A8YD4	FHR 3834 AG	2/15/2029	8,476,548	\$8,617,851.61	\$8,905,113.34	\$7,640.81	1.03%
MBS	3137A9BN5	FHR 3848 AB	1/15/2029	2,240,522	\$2,276,098.60	\$2,351,968.56	\$2,903.32	1.48%
MBS	3137A9RW8	FHR 3845 EG	1/15/2029	396,363	\$403,650.28	\$417,105.29	\$523.10	1.50%
MBS	3137A9W44	FHR 3835 DA	4/15/2036	32,370	\$32,511.41	\$33,595.12	\$64.84	2.32%
MBS	3137ABCY5	FHR 3864 LM	5/15/2026	587,614	\$620,290.65	\$640,967.01	\$555.13	1.04%
MBS	3137ABLJ8	FHR 3883 KA	4/15/2025	791,118	\$813,054.20	\$840,156.01	\$1,145.55	1.64%
MBS	3137ADDB0	FHR 3888 AB	11/15/2040	1,062,095	\$1,062,095.05	\$1,097,498.22	\$2,110.52	2.31%
MBS	3137AE6J9	FHR 3904 HP	5/15/2039	522,240	\$532,476.13	\$550,225.34	\$995.32	2.17%
MBS	3137AETR6	FHR 3914 CA	8/15/2038	351,271	\$360,932.13	\$372,963.20	\$387.66	1.25%
MBS	3137AFBS0	FHR 3926 GP	8/15/2025	1,125,002	\$1,164,308.62	\$1,203,118.91	(\$2,110.00)	-2.10%
MBS	3137AFP71	FHR 3919 BG	8/15/1939	1,129,363	\$1,156,580.79	\$539,737.70	\$1,509.24	3.36%
MBS	3137AHEQ7	FHR 3956 DJ	10/15/2036	1,567,284	\$1,598,257.74	\$1,651,533.00	\$268.46	0.20%
			10/15/2036	3,014,008	\$3,077,344.11	\$3,179,922.25	(\$568.24)	-0.21%
			10/15/2036	4,979,141	\$5,077,767.62	\$5,247,026.54	\$1,706.60	0.39%
MBS	3137AJ3V4	FHR 3954 PD	7/15/2041	1,596,027	\$1,570,748.70	\$1,623,106.99	\$3,135.80	2.32%

Asset Type	Cusip	Description	Maturity Date	Org Face/ Mat Amount	Curr Book Value	Invested Funds	Total Period Earnings	ROI
MBS	3137AJBR4	FHR 3958 DL	9/15/2029	1,448,208	\$1,481,193.60	\$1,530,566.72	\$1,336.99	1.05%
MBS	3137AJYX6	FHR 3977 AD	9/15/2029	755,349	\$769,857.20	\$795,519.10	\$885.66	1.34%
MBS	3137AK7K1	FHR 3982 AB	6/15/2036	678,900	\$691,555.45	\$714,607.30	\$131.95	0.22%
			6/15/2036	1,357,801	\$1,380,262.70	\$1,426,271.45	\$690.75	0.58%
MBS	3137AKM99	FHR 3979 AD	8/15/2038	617,303	\$633,070.43	\$654,172.78	\$1,052.31	1.93%
			8/15/2038	189,940	\$192,149.64	\$198,554.62	\$445.95	2.70%
MBS	3137AKUB5	FHR 3981 CA	1/15/2038	475,249	\$484,918.55	\$501,082.50	\$431.50	1.03%
MBS	3137AMYK7	FHR 4011 KM	3/15/2022	354,850	\$358,650.08	\$370,605.08	\$82.19	0.27%
MBS	3137ASAG9	FHR 4077 BA	5/15/2042	1,024,472	\$1,006,003.11	\$1,039,536.55	\$2,598.09	3.00%
MBS	3137AYKR1	FHR 4161 AN	2/15/2023	210,502	\$210,532.71	\$217,550.46	\$266.32	1.47%
MBS	3137B1FV9	FHR 4191 NB	4/15/2043	2,061,066	\$1,942,897.75	\$2,007,661.01	\$10,167.21	6.08%
MBS	3137B4L61	FHR 4253 TD	7/15/2040	947,767	\$952,519.60	\$984,270.26	\$1,004.91	1.23%
			7/15/2040	2,982,886	\$2,996,750.46	\$3,096,642.14	\$3,307.33	1.28%
			7/15/2040	93,796	\$94,305.70	\$97,449.22	\$109.33	1.35%
MBS	3137B5WC3	FHR 4267 AV	10/15/2026	523,821	\$528,040.67	\$545,642.02	(\$6,171.58)	-13.57%
MBS	3137B7QN2	FHR 4298 PG	4/15/2043	7,033,363	\$7,165,332.69	\$7,404,177.11	\$12,703.63	2.06%
MBS	3137B84H7	FHR 4305 AL						

Asset Type	Cusip	Description	Maturity Date	Org Face/ Mat Amount	Curr Book Value	Invested Funds	Total Period Earnings	ROI
MBS	3137B9CP8	FHR 4318 LH	10/15/1942	2,839,255	\$2,882,695.40	\$1,345,257.85	\$2,661.26	2.37%
			6/15/2038	1,069,895	\$1,089,581.20	\$1,125,900.57	\$877.04	0.93%
MBS	3137BA6C1	FHR 4332 KE	9/15/2043	5,978,060	\$6,035,747.77	\$6,236,939.37	\$9,724.60	1.87%
MBS	3137BCHB7	FHR 4360 PA	5/15/2038	7,204,746	\$7,343,857.51	\$7,588,652.76	\$9,867.66	1.56%
MBS	3137BCZ76	FHR 4379 BH	10/15/2038	23,523,234	\$23,785,580.64	\$24,578,433.32	\$20,171.23	0.98%
MBS	3137BD4V5	FHR 4378 AD	2/15/2044	2,709,918	\$2,734,827.93	\$2,825,988.86	\$4,512.55	1.92%
MBS	3137BDER3	FHR 4388 MC	7/15/2044	6,220,455	\$6,272,475.05	\$6,481,557.55	\$11,393.95	2.11%
MBS	3137BDMU7	FHR 4389 AB	12/15/2043	10,409,823	\$10,567,867.71	\$10,920,129.97	\$16,034.10	1.76%
MBS	3137BDZW9	FHR 4387 KC	2/15/1939	4,064,074	\$4,117,963.95	\$1,921,716.51	\$4,887.81	3.05%
MBS	3137BDZX7	FHR 4387 KG	2/15/2039	642,594	\$657,548.68	\$679,466.97	\$190.25	0.34%
MBS	3137BEK45	FHR 4403 CA	10/15/2044	32,122,599	\$32,727,307.32	\$33,818,217.56	\$61,535.88	2.18%
MBS	3137BF4M0	FHR 4410 HA	5/15/2040	1,830,341	\$1,860,702.19	\$1,922,725.59	\$3,528.55	2.20%
MBS	3137BFAK7	FHR 4413 A	1/15/2041	3,135,891	\$3,191,197.36	\$3,297,570.60	\$6,531.51	2.38%
MBS	3137BFB67	FHR 4413 HP	3/15/2040	23,493,716	\$24,275,179.54	\$25,084,352.19	\$51,242.42	2.45%
MBS	3137BFFV8	FHR 4423 A	10/15/2039	8,708,833	\$8,939,304.03	\$9,237,280.83	\$14,674.58	1.91%

Asset Type	Cusip	Description	Maturity Date	Org Face/ Mat Amount	Curr Book Value	Invested Funds	Total Period Earnings	ROI
MBS	3137BHGR2	FHR 4463 MG	7/15/2043	366,278	\$373,995.45	\$386,461.96	\$631.22	1.96%
MBS	3137BHTG2	FHR 4459 DA	10/15/2035	436,993	\$455,482.15	\$470,664.88	\$611.89	1.56%
			10/15/2035	4,418,346	\$4,604,305.76	\$4,757,782.61	\$6,049.27	1.53%
MBS	3137BHU21	FHR 4459 NA	11/15/2024	2,891,415	\$2,947,508.34	\$3,045,758.62	\$3,581.41	1.41%
MBS	3137BJ3Q4	FHR 4476 B	5/15/2045	5,817,633	\$5,847,524.26	\$6,042,441.73	\$7,606.79	1.51%
MBS	3137BJ6P3	FHR 4478 PC	5/15/2045	7,654,413	\$7,686,893.29	\$7,943,123.06	\$11,155.37	1.69%
MBS	3137BJDB6	FHR 4470 MC	7/15/2044	15,752,864	\$15,755,318.92	\$16,280,496.22	\$26,944.37	1.99%
MBS	3137BJSV6	FHR 4486 PA	3/15/2044	11,020,658	\$11,238,792.99	\$11,613,419.42	\$19,786.78	2.04%
MBS	3137BKSP6	FHR 4491 AP	9/15/2040	19,821,145	\$19,891,719.47	\$20,554,776.78	\$38,622.98	2.25%
MBS	3137BKTH3	FHR 4491 P	7/15/2045	27,164,944	\$27,304,120.09	\$28,214,257.43	\$51,178.04	2.18%
MBS	3137BMAT3	FHR 4538 AC	12/15/2045	35,416,763	\$36,100,259.38	\$37,303,601.35	\$67,483.80	2.17%
MBS	3137BMAZ9	FHR 4538 DB	12/15/2045	38,967,933	\$39,708,683.15	\$41,032,305.92	\$75,218.71	2.20%
MBS	3137BMNL6	FHR 4546 TH	12/15/2045	41,450,399	\$41,719,549.75	\$43,110,201.41	\$66,402.20	1.85%
MBS	3137BN3B8	FHR 4550 TA	1/15/2045	115,310,773	\$115,444,456.32	\$119,292,604.87	\$191,929.41	1.93%
MBS	3137BPM55	FHR 4580 DA	8/15/2045	5,995,258	\$6,052,361.32	\$6,254,106.70	\$11,113.72	2.13%

Asset Type	Cusip	Description	Maturity Date	Org Face/ Mat Amount	Curr Book Value	Invested Funds	Total Period Earnings	ROI
MBS	3137BQNY9	FHR 4596 HA	11/15/2045	114,129,316	\$116,722,371.83	\$120,613,117.56	\$78,776.98	0.78%
MBS	3137BSS87	FHR 4632 MA	8/15/2054	212,103,156	\$228,010,750.82	\$235,611,109.18	(\$83,834.19)	-0.43%
MBS	3137BSSL8	FHR 4634 MA	11/15/2054	102,502,909	\$111,343,374.38	\$115,054,820.19	(\$90,178.00)	-0.94%
MBS	3137BSSN4	FHR 4634 MD	11/15/2054	98,714,617	\$108,707,727.47	\$112,331,318.39	(\$112,418.21)	-1.20%
MBS	3137GALA3	FHR 3736 QB	5/15/2037	1,143,808	\$1,153,613.48	\$1,192,067.27	(\$44.05)	-0.04%
MBS	3137GAQK6	FHR 3740 KC	7/15/2037	0	\$0.00	\$0.00	(\$718.25)	
MBS	31392JGL7	FNR 2003-14 AT	3/25/2033	55,190	\$57,902.02	\$59,832.08	\$157.17	3.15%
MBS	31393CG80	FNR 2003-57 NA	6/25/2018	916,025	\$936,287.32	\$967,496.90	\$1,142.77	1.42%
MBS	31393D6A4	FNR 2003-76 YA	7/25/1933	29,848	\$29,940.91	\$23,952.73	\$81.12	4.06%
MBS	31393KYC3	FHR 2574 HP	2/15/2018	725,730	\$739,138.58	\$763,776.53	\$583.72	0.92%
MBS	31393PEM2	FHR 2595 HT	3/15/2023	2,432,613	\$2,523,524.61	\$2,607,642.10	\$3,451.35	1.59%
MBS	31393RMU1	FHR 2636 D	6/15/2018	669,667	\$681,841.93	\$704,570.00	\$466.82	0.80%
MBS	31394ARY4	FNR 2004-61 ZG	1/25/2033	892,698	\$922,260.79	\$953,002.82	\$540.78	0.68%
MBS	31394AWF9	FNR 2004-60 JE	4/25/2034	847,876	\$872,980.41	\$902,079.75	\$1,251.64	1.67%
MBS	31394B4Y7	FNR 2005-5 PK						

Asset Type	Cusip	Description	Maturity Date	Org Face/ Mat Amount	Curr Book Value	Invested Funds	Total Period Earnings	ROI
			12/25/1934	330,158	\$345,378.23	\$276,302.59	\$408.17	1.77%
MBS	31394D4X5	FNR 2005-47 HK	6/25/2020	3,178,709	\$3,251,311.03	\$3,359,688.07	\$3,014.60	1.08%
MBS	31395D2S7	FNR 2006-54 OD	6/25/2035	0	\$0.00	\$0.00	\$717.46	
MBS	31395FAX2	FHR 2836 L	4/15/2034	680,319	\$703,234.10	\$726,675.24	\$927.83	1.53%
MBS	31395MQ51	FHR 2935 DC	2/15/2020	687,747	\$701,638.58	\$725,026.53	\$711.71	1.18%
MBS	31395RRM2	FHR 2968 MD	12/15/2033	316,480	\$320,505.57	\$331,189.09	\$299.25	1.08%
MBS	31396ABX1	FHR 3033 CI	1/15/2035	1,235,766	\$1,266,313.38	\$1,308,523.83	\$1,498.87	1.37%
MBS	31396CSM3	FHR 3048 PC	3/15/2035	175,648	\$182,733.19	\$188,824.30	(\$615.39)	-3.91%
MBS	31396QHD4	FNR 2009-47 MT	7/25/2039	1,833,475	\$2,036,687.86	\$2,104,577.45	(\$1,223.22)	-0.70%
MBS	31396QHH5	FNR 2009-47 PG	7/25/2039	900,585	\$942,852.32	\$974,280.73	\$294.26	0.36%
MBS	31396VJT6	FNR 2007-30 MA	2/25/2037	97,282	\$101,736.52	\$105,127.74	\$138.60	1.58%
MBS	31396VMM7	FNR 2007-35 DE	2/25/2036	1,766,224	\$1,807,353.21	\$1,867,598.32	\$1,281.12	0.82%
MBS	31396YB68	FNR 2008-15 JN	2/25/2023	173,755	\$178,534.12	\$184,485.25	\$203.92	1.33%
MBS	31396YG30	FNR 2008-29 BG	12/25/2035	1,702,385	\$1,737,964.96	\$1,795,897.12	\$404.15	0.27%
MBS	31396YH21	FNR 2008-29 CA	9/25/1935	886,104	\$899,102.72	\$719,282.18	\$1,543.33	2.57%

Asset Type	Cusip	Description	Maturity Date	Org Face/ Mat Amount	Curr Book Value	Invested Funds	Total Period Earnings	ROI
MBS	31397AKP7	FHR 3204 NW	1/15/2025	134,162	\$134,973.64	\$139,472.77	(\$84.18)	-0.72%
MBS	31397GZL7	FHR 3317 PG	4/15/2036	548,836	\$557,998.33	\$576,598.28	\$278.52	0.58%
MBS	31397J5D2	FHR 3331 NV	6/15/2029	337,027	\$341,709.76	\$353,100.08	(\$542.42)	-1.84%
MBS	31397NE50	FNR 2009-31 A	2/25/2024	693,913	\$703,107.60	\$726,544.52	\$960.95	1.59%
MBS	31397NEN1	FNR 2009-13 NX	3/25/2024	513,638	\$533,918.96	\$551,716.25	\$747.73	1.63%
MBS	31397NFD2	FNR 2009-17 PM	3/25/2039	1,235,014	\$1,296,355.92	\$1,339,567.79	\$2,699.21	2.42%
MBS	31397NJL0	FNR 2009-14 PE	3/25/2024	973,392	\$1,016,868.37	\$1,050,763.99	\$1,289.77	1.47%
MBS	31397Q2U1	FNR 2010-158 HD	1/25/1938	1,142,764	\$1,156,819.12	\$925,455.29	\$1,486.23	1.93%
MBS	31397Q6K9	FNR 2011-20 PA	3/25/2039	605,266	\$622,931.04	\$643,695.41	\$996.71	1.86%
MBS	31397QE20	FNR 2011-17 EG	7/25/2025	192,140	\$195,904.63	\$202,434.79	\$251.39	1.49%
MBS	31397QE38	FNR 2011-17 EK	7/25/2025	276,461	\$282,407.79	\$291,821.38	\$364.78	1.50%
MBS	31397QJH2	FNR 2011-8 AV	1/25/1930	6,000,000	\$6,154,860.00	\$4,923,888.00	\$12,800.00	3.12%
MBS	31397QKB3	FNR 2011-8 VG	12/25/2023	2,107,241	\$2,130,732.50	\$2,201,756.92	(\$2,751.86)	-1.50%
MBS	31397QNA2	FNR 2011-5 UN	2/25/2021	4,599,039	\$4,717,916.41	\$4,875,180.29	\$5,440.26	1.34%
MBS	31397QNG9	FNR 2011-9 AV						

Asset Type	Cusip	Description	Maturity Date	Org Face/ Mat Amount	Curr Book Value	Invested Funds	Total Period Earnings	ROI
MBS	31397QP28	FNR 2011-19 KC	4/25/2020	2,182,692	\$2,220,197.91	\$2,294,204.50	\$1,458.92	0.76%
MBS	31397QQT8	FNR 2011-10 CA	4/25/2025	566,679	\$577,742.43	\$597,000.51	\$386.00	0.78%
MBS	31397QT99	FNR 2010-151 QA	11/25/2037	1,317,978	\$1,323,048.85	\$1,367,150.48	\$660.19	0.58%
MBS	31397QUQ9	FNR 2011-6 BA	7/25/2028	1,452,288	\$1,464,363.29	\$1,513,175.40	(\$2,769.96)	-2.20%
MBS	31397QXD5	FNR 2011-15 VE	6/25/2020	317,523	\$321,394.65	\$332,107.81	\$112.63	0.41%
MBS	31397SDQ4	FNR 2011-23 A	9/25/2029	3,866,567	\$3,907,874.68	\$4,038,137.17	\$2,367.02	0.70%
MBS	31397SEU4	FNR 2011-26 DA	12/25/2036	1,712,913	\$1,739,111.29	\$1,797,081.67	(\$519.43)	-0.35%
MBS	31397SGM0	FNR 2011-27 JQ	6/25/2024	560,115	\$569,415.09	\$588,395.59	\$604.40	1.23%
MBS	31397SH49	FNR 2011-46 MB	9/25/2039	515,555	\$528,923.80	\$546,554.59	\$702.24	1.54%
MBS	31397SHW7	FNR 2011-31 DA	9/25/2039	1,682,183	\$1,730,405.24	\$1,788,085.42	\$1,848.98	1.24%
MBS	31397SU85	FNR 2011-37 LB	6/25/2037	1,026,595	\$1,044,427.84	\$1,079,242.10	\$1,058.04	1.18%
MBS	31397SXE9	FNR 2011-40 DB	11/25/2028	633,347	\$645,749.74	\$667,274.73	\$598.91	1.08%
MBS	31397SZT4	FNR 2011-42 DG	4/25/2039	113,681	\$115,329.74	\$119,174.06	\$169.98	1.71%
MBS	31397UA74	FNR 2011-58 ME	9/25/2039	5,623,441	\$5,757,463.98	\$5,949,379.45	\$3,772.65	0.76%
MBS			11/25/2028	797,110	\$811,623.29	\$838,677.40	\$656.85	0.94%

Asset Type	Cusip	Description	Maturity Date	Org Face/ Mat Amount	Curr Book Value	Invested Funds	Total Period Earnings	ROI
MBS	31397UDL0	FNR 2011-52 LA	3/25/2039	168,231	\$170,409.58	\$176,089.89	\$196.91	1.34%
MBS	31397UFG9	FNR 2011-48 VJ	4/25/2040	6,385,852	\$6,754,621.97	\$6,979,776.03	\$11,774.25	2.02%
MBS	31397UGT0	FNR 2011-49 CA	5/25/2040	330,414	\$333,952.78	\$345,084.54	(\$900.04)	-3.13%
MBS	31397UXK0	FNR 2011-61 VB	12/25/2028	206,123	\$207,801.79	\$214,728.52	\$309.99	1.73%
MBS	31398CXT0	FHR 3530 A	4/25/2040	3,093,773	\$3,174,192.95	\$3,279,999.38	\$3,629.70	1.33%
MBS	31398EP81	FHR 3549 AW	5/15/2024	1,291,815	\$1,331,484.96	\$1,375,867.79	\$1,228.12	1.07%
MBS	31398F3S8	FNR 2009-88 CB	7/15/2039	437,628	\$466,335.81	\$481,880.34	\$1,150.54	2.87%
MBS	31398FDW8	FNR 2009-85 BA	11/25/2039	4,744,303	\$4,995,974.10	\$5,162,506.57	\$10,450.21	2.43%
MBS	31398FDY4	FNR 2009-85 BD	8/25/2024	918,208	\$941,697.14	\$973,087.04	\$1,145.80	1.41%
MBS	31398GDZ9	FNR 2009-100 PN	8/25/2024	574,143	\$591,500.28	\$611,216.95	\$863.21	1.69%
MBS	31398GQ93	FNR 2010-1 TC	11/25/2039	806,868	\$874,885.73	\$904,048.59	\$1,460.46	1.94%
MBS	31398GZP7	FNR 2010-12 DY	8/25/2039	519,795	\$535,733.06	\$553,590.82	\$899.25	1.95%
MBS	31398J6T5	FHR 3562 AW	2/25/2025	365,418	\$387,513.76	\$400,430.88	\$341.93	1.02%
MBS	31398M5D4	FNR 2010-32 HV	8/15/2039	692,559	\$736,110.73	\$760,647.76	\$1,848.80	2.92%
			7/25/2028	0	\$0.00	\$0.00	\$89.18	

Asset Type	Cusip	Description	Maturity Date	Org Face/ Mat Amount	Curr Book Value	Invested Funds	Total Period Earnings	ROI
MBS	31398MAQ9	FNR 2010-9 EA	1/25/2024	470,993	\$480,352.93	\$496,364.70	\$688.16	1.66%
MBS	31398N5Q3	FNR 2010-133 A	5/25/2038	151,490	\$155,766.81	\$160,959.03	\$277.25	2.07%
			5/25/1938	518,254	\$537,941.15	\$430,352.92	\$5.46	0.02%
			5/25/1938	8,807,316	\$9,181,979.31	\$7,345,583.45	\$873.34	0.14%
MBS	31398NLS1	FNR 2010-106 BD	9/25/2020	341,456	\$346,610.55	\$358,164.24	\$444.42	1.49%
MBS	31398NQC1	FNR 2010-116 AC	7/25/1939	6,068,330	\$6,214,977.26	\$4,971,981.81	\$7,491.12	1.81%
MBS	31398NQF4	FNR 2010-116 AM	7/25/1939	5,800,916	\$5,881,734.36	\$4,705,387.49	\$7,688.01	1.96%
MBS	31398NW75	FNR 2010-123 HA	3/25/2024	778,287	\$786,662.94	\$812,885.03	\$983.60	1.45%
MBS	31398NWX8	FNR 2010-111 AE	4/25/2038	3,739,636	\$3,829,895.75	\$3,957,558.94	\$4,481.97	1.36%
MBS	31398PJC4	FNR 2010-35 WA	9/25/2024	410,426	\$419,724.90	\$433,715.73	\$487.84	1.35%
MBS	31398PK65	FNR 2010-48 AP	6/25/2039	302,357	\$304,370.20	\$314,515.87	\$584.60	2.23%
MBS	31398PTT6	FNR 2010-42 AC	10/25/2024	897,944	\$926,437.95	\$957,319.22	\$1,312.19	1.64%
MBS	31398PVW6	FNR 2010-44 PA	9/25/2039	396,061	\$399,900.03	\$413,230.03	\$1,144.05	3.32%
MBS	31398QK55	FHR 3683 AD	6/15/2020	40,759	\$40,781.84	\$42,141.23	\$102.62	2.92%
MBS	31398QQG5	FHR 3681 BA	5/15/2020	4,494,780	\$4,524,160.88	\$4,674,966.24	\$4,056.91	1.04%
MBS	31398QTE7	FHR 3747 HG						

Asset Type	Cusip	Description	Maturity Date	Org Face/ Mat Amount	Curr Book Value	Invested Funds	Total Period Earnings	ROI
MBS	31398QTH0	FHR 3747 HK	7/15/2037	103,056	\$103,593.69	\$107,046.81	\$177.66	1.99%
			7/15/2037	348,162	\$350,859.52	\$362,554.84	\$569.23	1.88%
MBS	31398QTK3	FHR 3747 HM	7/15/2037	4,296,324	\$4,340,099.57	\$4,484,769.56	\$4,926.56	1.32%
			7/15/2037	1,652,379	\$1,675,743.51	\$1,731,601.62	\$1,882.32	1.30%
MBS	31398RE76	FNR 2010-57 DP	8/25/2039	5,274	\$5,290.99	\$5,467.35	(\$62.84)	-13.79%
MBS	31398RLV5	FNR 2010-65 AD	9/25/2020	267,768	\$273,064.22	\$282,166.36	\$233.75	0.99%
MBS	31398RT39	FNR 2010-64 AD	12/25/2020	1,517,190	\$1,550,130.44	\$1,601,801.46	\$1,728.22	1.29%
MBS	31398SC43	FNR 2010-144 YA	11/25/2023	394,719	\$400,194.82	\$413,534.65	\$834.29	2.42%
			11/25/2023	498,925	\$505,364.04	\$522,209.51	\$637.57	1.47%
MBS	31398SRU9	FNR 2010-143 AG	12/25/1938	814,518	\$837,862.24	\$670,289.79	\$1,519.70	2.72%
MBS	31398STH6	FNR 2010-136 PA	5/25/1938	5,033,321	\$5,194,158.83	\$4,155,327.07	\$8,543.30	2.47%
MBS	31398SV83	FNR 2010-154 MK	7/25/1939	3,875,139	\$3,931,865.36	\$3,145,492.29	\$3,979.63	1.52%
MBS	31398T4E8	FNR 2010-99 JU	8/25/2040	27,785,798	\$28,440,653.42	\$29,388,675.20	\$53,887.90	2.20%
MBS	31398T6U0	FNR 2010-113 GA	7/25/1939	6,189,706	\$6,287,590.01	\$5,030,072.01	\$6,488.90	1.55%
MBS	31398T6Z9	FNR 2010-113 LA	7/25/1939	5,650,706	\$5,729,940.20	\$4,583,952.16	\$6,805.97	1.78%
MBS	31398TPN5	FNR 2010-89 PG	12/25/2039	9,038,067	\$9,219,099.39	\$9,526,402.70	\$6,683.43	0.84%

Asset Type	Cusip	Description	Maturity Date	Org Face/ Mat Amount	Curr Book Value	Invested Funds	Total Period Earnings	ROI
MBS	31398TUF6	FNR 2010-83 AK	11/25/2018	210,534	\$213,254.51	\$220,363.00	\$229.74	1.25%
MBS	31398VEK8	FHR 3645 EH	12/15/2020	1,095,774	\$1,117,724.34	\$1,154,981.82	\$995.00	1.03%
MBS	31398VTN6	FHR 3659 BC	11/15/2034	0	\$0.00	\$0.00	\$819.32	
MBS	31398VVQ6	FHR 3659 VB	1/15/2037	6,539,686	\$6,743,925.19	\$6,968,722.70	\$7,910.42	1.36%
MBS	31398WRG1	FHR 3632 CA	6/15/1938	13,234,084	\$13,405,597.98	\$6,255,945.72	\$19,335.24	3.71%
MBS	31410LSV5	FN 890732	4/1/2025	1,337,472	\$1,383,681.23	\$1,429,803.93	\$2,310.85	1.94%
MBS	31418MPS5	FN AD0432	12/1/2020	656,769	\$685,009.65	\$707,843.30	\$879.68	1.49%
MBS	38373ALV6	GNR 2009-65 LE	7/16/2039	230,634	\$250,188.24	\$258,527.84	\$263.62	1.22%
MBS	383742M26	GNR 2008-34 PE	8/20/2037	41,989	\$42,205.53	\$43,612.38	(\$6.43)	-0.18%
MBS	383742N82	GNR 2008-34 PC	9/20/2037	186,168	\$187,341.51	\$193,586.23	\$272.16	1.69%
MBS	38374LRK9	GNR 2005-47 QC	11/20/2032	538,847	\$552,895.19	\$571,325.03	\$216.42	0.45%
MBS	38374TYR9	GNR 2009-31 DA	8/20/2038	29,763,882	\$31,282,534.47	\$32,325,285.62	\$17,095.64	0.63%
MBS	38374UYW5	GNR 2009-42 EP	9/20/2038	100,981	\$101,583.55	\$104,969.67	\$105.92	1.21%
MBS	38374YWC3	GNR 2010-85 NK	1/20/1938	250,856	\$255,665.03	\$161,921.19	\$356.05	2.64%
MBS	38374YYK3	GNR 2010-95 PC						

Asset Type	Cusip	Description	Maturity Date	Org Face/ Mat Amount	Curr Book Value	Invested Funds	Total Period Earnings	ROI
MBS	38376C5H8	GNR 2009-96 GA	12/20/2036	366,195	\$366,194.80	\$378,401.29	\$3,938.71	12.49%
			4/16/2039	207,601	\$220,347.79	\$227,692.71	\$159.44	0.84%
MBS	38376CQA0	GNR 2009-75 JD	8/16/2039	104,902	\$111,200.88	\$114,907.58	\$237.27	2.48%
MBS	38376CRR2	GNR 2009-77 KC	5/20/1938	459,485	\$471,103.38	\$298,365.47	\$502.89	2.02%
MBS	38376GP46	GNR 2011-49 A	7/16/2038	703,646	\$707,094.33	\$730,664.14	\$1,033.73	1.70%
			7/16/2038	2,023,218	\$2,030,298.71	\$2,097,975.33	\$2,665.21	1.52%
MBS	38376GP53	GNR 2011-49 AB	1/16/2034	327,465	\$327,464.55	\$338,380.03	\$1,001.45	3.55%
			1/16/2034	4,057	\$4,056.54	\$4,191.76	\$12.41	3.55%
MBS	38376J4M3	GNR 2009-123 JT	12/20/1938	623,175	\$650,711.51	\$412,117.29	\$765.02	2.23%
MBS	38376K5G2	GNR 2009-94 LD	12/16/2018	298,065	\$301,160.75	\$311,199.44	\$315.17	1.22%
MBS	38376KKX8	GNR 2009-93 HB	9/16/2039	1,143,017	\$1,179,985.32	\$1,219,318.17	\$1,751.20	1.72%
MBS	38376LUV9	GNR 2011-80 NH	5/16/1938	1,058,621	\$1,065,772.01	\$532,886.00	\$1,151.38	2.59%
MBS	38376PK82	GNR 2009-116 MK	11/16/1938	275,514	\$288,985.72	\$144,492.86	\$390.12	3.24%
MBS	38376PR85	GNR 2009-116 KG	8/20/2037	27,195	\$27,267.65	\$28,176.57	\$77.42	3.30%
MBS	38376TBF8	GNR 2010-12 DA	1/16/1940	189,787	\$205,871.12	\$102,935.56	\$344.50	4.02%
MBS	38376TNW8	GNR 2010-3 EV	12/20/1939	1,071,642	\$1,087,667.00	\$688,855.77	\$881.00	1.53%

Asset Type	Cusip	Description	Maturity Date	Org Face/ Mat Amount	Curr Book Value	Invested Funds	Total Period Earnings	ROI
MBS	38376W6A8	GNR 2010-33 LK	2/20/1938	367,008	\$376,555.29	\$238,485.02	\$262.02	1.32%
MBS	38376XHC0	GNR 2010-32 AK	5/20/1939	483,976	\$502,565.82	\$318,291.69	\$777.93	2.93%
MBS	38376YFH9	GNR 2010-46 CK	3/20/1939	314,663	\$327,802.78	\$207,608.43	\$453.53	2.62%
MBS	38377DXY7	GNR 2010-104 NG	7/20/1938	481,780	\$488,563.59	\$309,423.61	\$639.11	2.48%
MBS	38377FY54	GNR 2010-73 CA	8/20/1935	424,590	\$437,185.52	\$276,884.16	\$349.85	1.52%
MBS	38377JQD8	GNR 2010-98 DG	9/20/2038	5,000,000	\$5,277,763.33	\$5,453,688.78	\$7,596.67	1.67%
MBS	38377KRV4	GNR 2010-120 AM	1/20/2038	401,271	\$405,154.90	\$418,660.06	\$712.20	2.04%
MBS	38377LC22	GNR 2010-139 PV	12/20/2038	4,740,565	\$4,945,030.04	\$5,109,864.37	\$4,806.48	1.13%
MBS	38377LJ33	GNR 2010-130 LB	11/16/1938	2,990,042	\$3,097,243.63	\$1,548,621.81	\$3,077.29	2.38%
MBS	38377LN38	GNR 2010-130 LG	11/16/2038	168,669	\$171,988.99	\$177,721.95	\$248.24	1.68%
MBS	38377MNH5	GNR 2010-138 PD	8/20/1938	1,342,203	\$1,385,125.04	\$877,245.86	\$1,488.38	2.04%
MBS	38377MSG2	GNR 2010-144 PA	9/16/1940	431,413	\$440,789.05	\$220,394.53	\$495.46	2.70%
MBS	38377N3U6	GNR 2010-164 LK	10/20/1938	337,554	\$349,165.88	\$221,138.39	\$409.96	2.22%
MBS	38377RKY0	GNR 2010-160 A	6/20/1937	573,926	\$575,573.78	\$364,530.06	\$1,223.56	4.03%
MBS	38377RSZ9	GNR 2010-162 PQ						

Asset Type	Cusip	Description	Maturity Date	Org Face/ Mat Amount	Curr Book Value	Invested Funds	Total Period Earnings	ROI
MBS	38377TG70	GNR 2011-19 WA	6/16/1939	692,531	\$718,888.93	\$359,444.47	\$867.13	2.89%
MBS	38377TR29	GNR 2011-24 NP	9/20/1939	247,576	\$251,024.75	\$158,982.34	\$304.04	2.29%
MBS	38377YPG9	GNR 2011-138 PN	4/20/1939	3,723,953	\$3,853,335.54	\$2,440,445.84	\$4,618.31	2.27%
MBS	38378BAA7	GNR 2011-165 A	6/20/2041	300,090	\$303,511.25	\$313,628.29	\$424.92	1.63%
MBS	38378BDE6	GNR 2012-19 AB	10/16/2037	1,514,769	\$1,526,186.41	\$1,577,059.29	\$2,319.39	1.76%
MBS	38378BRK7	GNR 2012-55 A	3/16/2034	3,067,186	\$3,070,590.99	\$3,172,944.02	\$3,244.17	1.23%
MBS	38378BRT8	GNR 2012-44 A	8/16/2033	780,565	\$781,782.90	\$807,842.33	\$1,021.18	1.52%
MBS	38378BUJ6	GNR 2012-70 A	8/16/2033	4,231,410	\$4,235,968.31	\$4,377,167.26	\$4,825.65	1.32%
MBS	38378C2V8	GNR 2012-24 MK	4/16/2041	2,687,794	\$2,703,037.09	\$2,793,138.33	\$4,230.82	1.82%
MBS	38378DJ55	GNR 2012-31 QJ	5/16/2042	1,583,954	\$1,589,335.69	\$1,642,313.55	\$1,749.23	1.28%
MBS	38378DRZ0	GNR 2012-38 DK	11/20/2039	1,184,762	\$1,203,462.15	\$1,243,577.55	\$1,630.60	1.57%
MBS	38378DY33	GNR 2012-32 CA	12/20/2039	747,461	\$754,264.59	\$779,406.74	\$433.94	0.67%
MBS	38378KGV5	GNR 2013-57 A	12/20/2039	365,784	\$369,619.14	\$381,939.78	\$177.54	0.56%
MBS			8/20/2037	1,345,178	\$1,359,533.44	\$1,404,851.22	\$1,706.47	1.46%
MBS			7/20/1940	2,026,798	\$2,077,639.93	\$1,315,838.62	\$1,220.32	1.11%
MBS			7/20/2040	93,377	\$94,672.07	\$97,827.80	\$167.72	2.06%

Asset Type	Cusip	Description	Maturity Date	Org Face/ Mat Amount	Curr Book Value	Invested Funds	Total Period Earnings	ROI
			6/16/2037	12,069,896	\$11,987,137.18	\$12,386,708.42	\$15,222.30	1.47%
MBS	38379CDY9	GNR 2014-81 EH	12/20/2042	456,969	\$459,648.49	\$474,970.10	\$701.42	1.77%
MBS	38379HUQ6	GNR 2014-188 QC	9/20/2044	2,634,264	\$2,634,264.30	\$2,722,073.11	\$5,917.78	2.61%
MBS Totals:					\$1,905,835,001.33	\$1,925,759,462.63	\$1,369,612.04	0.85%

Asset Type	Cusip	Description	Maturity Date	Org Face/ Mat Amount	Curr Book Value	Invested Funds	Total Period Earnings	ROI
MMkt	BAML Fed MMkt 84			1	\$50,156.10	\$50,153.34	\$9.48	0.23%
MMkt	Federated-Raymond			1	\$50,890.54	\$50,887.53	\$7.53	0.18%
MMkt	Invesco-Simmons M			1	\$54,066.00	\$54,062.83	\$9.33	0.21%
MMkt	Treasury MMgt			1	\$2,299,995,000.00	\$76,666,500.00	\$49,150.58	0.77%
		MMkt	Totals:		\$2,300,150,112.64	\$76,821,603.70	\$49,176.92	0.77%

Asset Type	Cusip	Description	Maturity Date	Org Face/ Mat Amount	Curr Book Value	Invested Funds	Total Period Earnings	ROI
Muni	04108NZ88	ARSDEV 1.197 10/01/	10/1/2017	1,235,000	\$1,235,000.00	\$1,235,000.00	\$1,231.91	1.20%
Muni	04108NZ96	ARSDEV 1.618 10/01/	10/1/2018	1,250,000	\$1,250,000.00	\$1,250,000.00	\$1,685.42	1.62%
Muni	782816AC6	RUSWTR 2 07/01/18	7/1/2018	1,000,000	\$1,000,000.00	\$1,008,854.44	\$1,233.33	1.47%
Muni	83712TDA6	SCSHSG 2.95 01/01/4	1/1/2041	975,000	\$975,000.00	\$971,470.89	\$23.72	0.03%
Muni Totals:					\$4,460,000.00	\$4,465,325.33	\$4,174.38	1.12%

Asset Type	Cusip	Description	Maturity Date	Org Face/ Mat Amount	Curr Book Value	Invested Funds	Total Period Earnings	ROI
				Report Totals:	\$8,936,610,006.65	\$4,096,474,558.88	\$3,036,237.28	0.89%

The Consolidated ROI for December 2016 will be submitted by January 15th 2017, when the December 2016 ROI calculations are available.

Safekeeping Inventory

Item #	Item ID	Item Type*	Safekeeping Item Description (Issuer)	Rate	Maturity	Par / Shares	Last Updated
BOE - REVOLVING FUND							
154	K3743	CI	DIERKS SD #2	4.950	11/1/16	0.00	10/17/16
137	K3735	CI	NORTHCENTRAL AR EDUCATION SERVI	4.950	11/1/16	0.00	8/31/16
275	K3787	CI	IZARD COUNTY SD	4.950	11/1/19	34,999.99	10/19/16
279	K3788	CI	HOWARD SD #2	4.950	11/1/18	32,213.20	10/17/16
272	K3785	CI	HACKET SD #17	4.950	5/1/23	140,000.00	4/15/16
287	K3790	CI	HORATIO SD #55	4.950	5/1/21	87,960.00	6/21/16
271	K3784	CI	IZARD COUNTY CONSOLIDATED SD #1	4.950	11/1/20	42,830.48	10/19/16
269	K3783	CI	GURDON SD #60	4.950	5/1/17	16,730.00	4/15/16
185	K3765	CI	NETTLETON SD 1611	4.950	11/1/16	0.00	10/31/16
265	K3781	CI	MINERAL SPRINGS SD #3	4.950	11/1/21	31,000.00	11/8/16
187	K3766	CI	JONESBORO SD #1	4.950	11/1/18	28,000.00	10/17/16
180	K3764	CI	NORFORK SD #61	4.950	11/1/18	20,000.00	10/25/16
195	K3767	CI	MOUNTAINBURG SD #16	4.950	11/1/18	30,000.00	10/19/16
138	K3733	CI	CARLISLE SD #43	4.950	11/1/16	0.00	10/17/16
263	K3779	CI	DEER/MOUNT JUDEA SD	4.950	5/1/21	0.00	11/8/16
153	K3742	CI	DIERKS SD #2	4.950	11/1/16	0.00	10/17/16
266	K3782	CI	OMAHA SD #6	4.950	11/1/17	18,333.34	10/19/16
167	K3756	CI	IZARD CO. SD #1	4.950	11/1/17	12,500.00	10/19/16
182	K3762	CI	OMAHA SD #6	4.950	11/1/18	8,000.00	10/19/16
289	K3791	CI	DECATUR SD #17	4.950	5/1/20	92,612.00	10/25/16
174	K3758	CI	EUREKA SPRINGS SD #21	4.950	5/1/18	100,000.00	4/18/16
262	K3778	CI	WESTERN YELL COUNTY SD	4.950	5/1/21	49,500.00	4/15/16
273	K3786	CI	HORATIO SD #55	4.950	11/1/17	20,126.00	10/19/16
261	K3777	CI	WESTERN YELL COUNTY SD	4.950	5/1/21	37,500.00	4/15/16
285	K3789	CI	HORATIO SD #55	4.950	5/1/20	144,496.00	6/8/16
146	K3737	CI	JASPER SD #1	4.950	11/1/16	0.00	10/17/16
26 items for BOE - REVOLVING FUND						946,801.01	
WCC - Workmans Comp Commission							
268	11605744	CD	AR MCDONALD'S SELF INSURED TRUST	1.250	6/30/17	50,382.13	8/13/12
194	10250312	CD	ARKANSAS RURAL ELECTRIC	3.560	5/21/10	100,000.00	7/31/09
227	57261076	CD	BROOKSHIRE GROCERY COMPANY	2.080	10/15/05	300,000.00	6/28/10
196	1114	CD	COLUMBIA FOREST PRODUCTS CORP	2.030	1/28/10	200,000.00	6/28/10
282	101795557	CD	ARKANSAS HOSPITAL ASSOCIATION	0.300	6/19/15	30,000.00	8/6/14
237	41356	CD	LAND O'FROST	6.000	8/27/92	100,000.00	6/28/10
281	00193718	CD	ARKANSAS HOSPITAL ASSOCIATION	0.400	6/25/15	50,000.00	8/6/14
236	20440	CD	LAND O'FROST	6.000	8/27/92	100,000.00	6/28/10
214	024555	CD	AMCA TRUCKING	6.250	4/25/96	100,000.00	6/28/10

Item #	Item ID	Item Type*	Safekeeping Item Description (Issuer)	Rate	Maturity	Par / Shares	Last Updated
209	14544	CD	PETERSON FARMS INC.	4.850	5/5/02	50,000.00	6/28/10
245	113806	CD	ST. BERNARDS MEDICAL CENTER	7.600	7/23/91	100,000.00	6/28/10
241	54882	CD	ARKANSAS RURAL ELECTRIC	5.500	10/28/95	100,000.00	6/28/10
240	35393	CD	ARKANSAS RURAL ELECTRIC	6.600	11/7/01	100,000.00	6/28/10
278	00192056	CD	ARKANSAS HOSPITAL ASSOCIATION	0.400	2/28/15	200,000.00	4/30/14
232	47070	CD	HARDING UNIVERSITY	6.600	2/8/96	200,000.00	6/28/10
192	1000913001	CD	ARKANSAS RURAL ELECTRIC	2.240	12/31/09	150,000.00	7/9/09
238	219976	CD	NORTH ARKANSAS MEDICAL CENTER	5.250	11/30/96	100,000.00	6/28/10
222	33708	CD	ARKANSAS HOSPITALITY WORKERS	5.560	12/4/07	100,000.00	6/28/10
239	1018127	CD	NORTH ARKANSAS MEDICAL CENTER	6.000	7/1/97	100,000.00	6/28/10
267	11604728	CD	AR MCDONALD'S SELF INSURED TRUST	1.250	6/20/17	201,528.51	8/13/12
205	5809	CD	SIMMONS INDUSTRIES INC.	8.250	8/17/91	100,000.00	6/28/10
288	4110970815	CD	AR MCDONALD'S SELF INSURED TRUST	0.850	2/24/18	250,000.00	6/29/16
203	991067	CD	ST. BERNARDS MEDICAL CENTER	1.790	6/17/11	100,000.00	6/28/10
228	24930	CD	BAXTER COUNTY REGIONAL HOSPITAL	7.110	6/24/91	100,000.00	6/28/10
221	6040009109	CD	ARKANSAS HOSPITALITY WORKERS	5.080	2/4/08	100,000.00	6/28/10
274	301108	CD	SIMMONS FOODS, INC.	0.400	7/17/14	300,000.00	8/7/13
276	1600024111	CD	ST. BERNARDS MEDICAL CENTER	0.550	11/18/14	100,000.00	1/31/14
234	53400	CD	JEFFERSON REGIONAL MEDICAL CENTR	7.650	6/7/91	200,000.00	6/28/10
216	40521	CD	AMCA TRUCKING	5.700	4/6/01	100,000.00	6/28/10
206	10397	CD	SIMMONS INDUSTRIES INC.	7.750	11/27/93	100,000.00	6/28/10
231	02278	CD	GILSTER-MARY LEE CORP.	7.700	6/26/91	200,000.00	6/28/10
235	140507751	CD	KLEIN TOOLS INC.	4.750	10/30/99	200,000.00	6/28/10
223	5997234	CD	ARKANSAS HOSPITALITY WORKERS	5.250	1/4/08	100,000.00	6/28/10
218	103341	CD	ARKANSAS TRUCKING ASSOCIATION	5.490	6/27/02	100,000.00	6/28/10
226	52173	CD	WHITE COUNTY MEDICAL CENTER	6.100	7/30/98	200,000.00	6/28/10
257	246082	CD	ARKANSAS SELF-INSURANCE TRUST	1.850	7/19/16	300,000.00	8/8/11
277	41315110531	CD	PAM TRANSPORT INC.	0.400	3/13/15	300,000.00	3/28/14
242	1000100001	CD	ARKANSAS RURAL ELECTRIC	4.750	3/28/07	100,000.00	6/28/10
225	873061345	CD	ARKANSAS HOSPITALITY WORKERS	5.000	1/4/08	100,000.00	6/28/10
219	873061648	CD	ARKANSAS TRUCKING ASSOCIATION	4.710	2/8/08	100,000.00	6/28/10
198	111428195	CD	BAPTIST HEALTH	1.390	8/24/10	500,000.00	9/9/09
243	2129456	CD	ARKANSAS RURAL ELECTRIC	2.450	5/15/09	100,000.00	6/28/10
207	12399	CD	SIMMONS INDUSTRIES INC.	3.250	1/3/95	100,000.00	6/28/10
191	70062968	CD	ARKANSAS RURAL ELECTRIC	1.700	6/18/10	100,000.00	7/9/09
286	111915	CD	BAXTER CO REGIONAL HOSPITAL	0.250	7/15/16	100,000.00	2/23/16
220	9510007433	CD	ARKANSAS BLUE CROSS & BLUE SHIELI	4.600	10/13/00	200,000.00	6/28/10
247	10275304	CD	ARKANSAS HOSPITAL ASSOCIATION	1.660	2/22/14	220,000.00	3/1/11
283	23065	CD	MUNI LEAGUE WORKER'S COMP TRUST	0.480	12/31/15	3,100,000.00	4/4/16
284	102586717373	CD	ATA WORKERS COMPENSATION SELF-II	1.100	1/9/20	250,000.00	3/9/15
224	1000042111	CD	ARKANSAS HOSPITALITY WORKERS	5.010	12/4/07	100,000.00	6/28/10
233	679506833	CD	HYTROL CONVEYOR CO. INC.	6.250	11/13/01	200,000.00	6/28/10
246	120587678	CD	AR TRANSIT AUTHORITY	1.830	6/20/15	250,000.00	3/1/11

Item #	Item ID	Item Type*	Safekeeping Item Description (Issuer)	Rate	Maturity	Par / Shares	Last Updated
217	791007	CD	ARKANSAS TRUCKING ASSOCIATION	2.280	5/3/05	100,000.00	6/28/10
215	4013329	CD	AMCA TRUCKING	5.300	4/26/97	100,000.00	6/28/10
259	6024017336	CD	ARKANSAS CHILDREN'S HOSPITAL	0.650	9/19/12	200,000.00	9/22/11
55 items for WCC - Workmans Comp Commission						11,201,910.64	
						Total:	12,148,711.65

* Legend: CI = Certificate of Indebtedness
IB = Industrial Bond
GM = GNMA Passthrough
CM = Common Stock
OTH = Other
NA = Not Applicable